

NCAA Gymnastics Score Sheet

Teams: Home Army Gymnastics Visitor Navy

Date Jan 12, 2018 Place Army Gymnastics Attendance 0

| | | D | | | | | | | D | | | | | | | | | | | |
|-------|---|-----------------|-----|------|------|------|-----|------|---|--------|---|-----------------|-----|------|------|------|--|--|------|--------|
| | | 1 | 2 | 3 | 4 | nd | AVE | Name | | 1 | 2 | 3 | 4 | nd | AVE | | | | | |
| FLOOR | 1 | Nathan Goff | 108 | 4.50 | 8.70 | 8.60 | | | | 13.150 | 1 | Trevor North | 139 | 5.00 | 7.60 | 7.20 | | | -0.1 | 12.300 |
| | 2 | Nick McAfee | 112 | 4.80 | 8.40 | 8.20 | | | | 13.100 | 2 | David Toussaint | 143 | 4.90 | 8.50 | 8.50 | | | | 13.400 |
| | 3 | Cole Casanova | 102 | 5.10 | 8.40 | 8.80 | | | | 13.700 | 3 | Ben Provost | 142 | 4.50 | 8.80 | 9.10 | | | | 13.450 |
| | 4 | Seth Cannon | 101 | 5.00 | 8.20 | 8.20 | | | | 13.200 | 4 | Frank Bradley | 125 | 5.30 | 8.00 | 7.70 | | | | 13.150 |
| | 5 | Elliott Herman | 109 | 4.90 | 8.00 | 8.10 | | | | 12.950 | 5 | Andy Jones | 133 | 4.90 | 7.60 | 8.20 | | | | 12.800 |
| | 6 | Darrel Yamamura | 122 | 4.50 | 8.00 | 7.60 | | | | 12.300 | 6 | Lucas Beltran | 124 | 5.70 | 8.00 | 7.60 | | | | 13.500 |

Floor Score: 66.100 Running Score: 66.100 Floor Score: 66.300 Running Score: 66.300

| | | D | | | | | | | D | | | | | | | | | | | |
|--------|---|-----------------|-----|------|------|------|-----|------|---|--------|---|-----------------|-----|------|------|------|--|--|--|--------|
| | | 1 | 2 | 3 | 4 | nd | AVE | Name | | 1 | 2 | 3 | 4 | nd | AVE | | | | | |
| POMMEL | 1 | Nathan Goff | 108 | 4.40 | 8.30 | 8.20 | | | | 12.650 | 1 | Noah Beeman | 123 | 4.70 | 7.80 | 8.20 | | | | 12.700 |
| | 2 | Cole Casanova | 102 | 4.40 | 6.20 | 5.80 | | | | 10.400 | 2 | Trevor North | 139 | 4.50 | 7.90 | 7.50 | | | | 12.200 |
| | 3 | Brandon Shively | 119 | 4.80 | 7.30 | 7.50 | | | | 12.200 | 3 | Jake Carlson | 126 | 4.60 | 7.70 | 7.70 | | | | 12.300 |
| | 4 | Matt Martin | 111 | 4.80 | 6.80 | 7.20 | | | | 11.800 | 4 | Max Gerber | 130 | 4.80 | 5.60 | 5.90 | | | | 10.550 |
| | 5 | Liam O'Hara | 116 | 4.20 | 3.20 | 3.60 | | | | 7.600 | 5 | David Toussaint | 143 | 4.60 | 8.80 | 8.70 | | | | 13.350 |
| | 6 | Darrel Yamamura | 122 | 4.30 | 7.00 | 6.60 | | | | 11.100 | 6 | Ryan Orce | 140 | 5.40 | 7.80 | 7.60 | | | | 13.100 |

Pommel Score: 58.150 Running Score: 124.250 Pommel Score: 63.650 Running Score: 129.950

| | | D | | | | | | | D | | | | | | | | | | | |
|-------|---|-----------------|-----|------|------|------|-----|------|---|--------|---|--------------------|-----|------|------|------|--|--|--|--------|
| | | 1 | 2 | 3 | 4 | nd | AVE | Name | | 1 | 2 | 3 | 4 | nd | AVE | | | | | |
| RINGS | 1 | Nick McAfee | 112 | 3.50 | 8.30 | 8.60 | | | | 11.950 | 1 | Frank Bradley | 125 | 4.50 | 8.30 | 8.30 | | | | 12.800 |
| | 2 | Ryan Wilson | 121 | 4.60 | 7.60 | 7.80 | | | | 12.300 | 2 | Christian Correale | 127 | 4.70 | 8.10 | 7.80 | | | | 12.650 |
| | 3 | Taka Giese | 107 | 4.30 | 8.80 | 8.60 | | | | 13.000 | 3 | Ryan McVay | 138 | 4.60 | 8.10 | 8.10 | | | | 12.700 |
| | 4 | Kiernan Reagan | 117 | 4.10 | 6.30 | 6.60 | | | | 10.550 | 4 | Ryan Orce | 140 | 4.70 | 7.70 | 7.60 | | | | 12.350 |
| | 5 | Elliott Herman | 109 | 4.50 | 8.40 | 8.20 | | | | 12.800 | 5 | Andy Jones | 133 | 4.80 | 7.60 | 7.90 | | | | 12.550 |
| | 6 | Darrel Yamamura | 122 | 4.00 | 8.40 | 8.00 | | | | 12.200 | 6 | Tanner West | 144 | 5.20 | 7.90 | 7.80 | | | | 13.050 |

Rings Score: 62.250 Running Score: 186.500 Rings Score: 63.750 Running Score: 193.700

| | | D | | | | | | | D | | | | | | | | | | | |
|-------|---|-----------------|-----|------|------|------|-----|------|------|--------|---|---------------|-----|------|------|------|--|--|--|--------|
| | | 1 | 2 | 3 | 4 | nd | AVE | Name | | 1 | 2 | 3 | 4 | nd | AVE | | | | | |
| VAULT | 1 | Seth Cannon | 101 | 4.40 | 8.70 | 8.70 | | | -0.3 | 12.800 | 1 | Noah Beeman | 123 | 4.50 | 9.50 | 9.50 | | | | 14.000 |
| | 2 | Cole Casanova | 102 | 4.80 | 9.30 | 9.30 | | | | 14.100 | 2 | Travis Keller | 134 | 4.80 | 9.40 | 9.30 | | | | 14.150 |
| | 3 | Alex Tombrink | 120 | 4.80 | 9.10 | 9.10 | | | | 13.900 | 3 | Tanner West | 144 | 4.80 | 9.60 | 9.50 | | | | 14.350 |
| | 4 | Darrel Yamamura | 122 | 4.00 | 9.30 | 9.40 | | | | 13.350 | 4 | Frank Bradley | 125 | 4.80 | 9.20 | 9.10 | | | | 13.950 |
| | 5 | Ryan Wilson | 121 | 5.20 | 9.20 | 9.30 | | | | 14.450 | 5 | Andy Jones | 133 | 4.80 | 9.40 | 9.40 | | | | 14.200 |
| | 6 | Rex Scott | 118 | 4.00 | 9.40 | 9.40 | | | | 13.400 | 6 | Lucas Beltran | 124 | 5.20 | 8.40 | 8.10 | | | | 13.450 |

Vault Score: 69.200 Running Score: 255.700 Vault Score: 70.650 Running Score: 264.350

| | | D | | | | | | | D | | | | | | | | | | | |
|--------------|---|----------------|-----|------|------|------|-----|------|---|--------|---|--------------------|-----|------|------|------|--|--|--|--------|
| | | 1 | 2 | 3 | 4 | nd | AVE | Name | | 1 | 2 | 3 | 4 | nd | AVE | | | | | |
| PARALLEL BAR | 1 | Nathan Goff | 108 | 4.20 | 9.00 | 9.10 | | | | 13.250 | 1 | Christian Correale | 127 | 4.30 | 8.90 | 8.70 | | | | 13.100 |
| | 2 | Cole Casanova | 102 | 4.20 | 7.20 | 7.50 | | | | 11.550 | 2 | Ryan Orce | 140 | 4.90 | 8.20 | 8.50 | | | | 13.250 |
| | 3 | Alex Tombrink | 120 | 4.20 | 7.40 | 7.70 | | | | 11.750 | 3 | Noah Beeman | 123 | 4.50 | 7.80 | 8.00 | | | | 12.400 |
| | 4 | Kiernan Reagan | 117 | 4.40 | 7.80 | 7.60 | | | | 12.100 | 4 | Trevor North | 139 | 4.90 | 7.90 | 8.20 | | | | 12.950 |
| | 5 | Nick McAfee | 112 | 4.80 | 8.50 | 8.40 | | | | 13.250 | 5 | Lucas Beltran | 124 | 5.20 | 7.80 | 8.00 | | | | 13.100 |
| | 6 | Grant Cullen | 103 | 4.40 | 7.90 | 8.10 | | | | 12.400 | 6 | Tanner West | 144 | 5.20 | 8.50 | 8.30 | | | | 13.600 |

P. Bar Score: 62.750 Running Score: 318.450 P. Bar Score: 66.000 Running Score: 330.350

| | | D | | | | | | | D | | | | | | | | | | | |
|----------|---|-----------------|-----|------|------|------|-----|------|---|--------|---|-------------|-----|------|------|------|--|--|--|--------|
| | | 1 | 2 | 3 | 4 | nd | AVE | Name | | 1 | 2 | 3 | 4 | nd | AVE | | | | | |
| HIGH BAR | 1 | Nathan Goff | 108 | 4.00 | 8.40 | 8.50 | | | | 12.450 | 1 | Ryan Orce | 140 | 4.80 | 7.90 | 7.60 | | | | 12.550 |
| | 2 | Cole Casanova | 102 | 4.40 | 7.00 | 6.80 | | | | 11.300 | 2 | Noah Beeman | 123 | 4.70 | 8.70 | 8.40 | | | | 13.250 |
| | 3 | Alex Tombrink | 120 | 4.20 | 8.60 | 8.50 | | | | 12.750 | 3 | Ryan McVay | 138 | 4.70 | 8.60 | 8.60 | | | | 13.300 |
| | 4 | Taka Giese | 107 | 3.50 | 8.20 | 8.10 | | | | 11.650 | 4 | Ben Provost | 142 | 4.50 | 8.60 | 8.40 | | | | 13.000 |
| | 5 | Darrel Yamamura | 122 | 4.00 | 8.80 | 8.60 | | | | 12.700 | 5 | Will Longwe | 136 | 4.50 | 6.40 | 6.40 | | | | 10.900 |
| | 6 | Elliott Herman | 109 | 4.10 | 8.40 | 8.10 | | | | 12.350 | 6 | Tanner West | 144 | 4.90 | 7.80 | 7.60 | | | | 12.600 |

H. Bar Score: 61.900 Running Score: 380.350 H. Bar Score: 64.700 Running Score: 395.050

Final Team Score: 380.350

Final Team Score: 395.050

All-Arounders

All-Arounders

| | | | | | | | | | | | | | | | | | | | |
|----------|--------|--|--|--|--|--|--|--|--|--|--|--|--|--|--|--|--|--|--|
| Yamamura | | | | | | | | | | | | | | | | | | | |
| FX | 12.300 | | | | | | | | | | | | | | | | | | |
| PH | 11.100 | | | | | | | | | | | | | | | | | | |
| SR | 12.200 | | | | | | | | | | | | | | | | | | |
| VT | 13.350 | | | | | | | | | | | | | | | | | | |
| PB | 12.000 | | | | | | | | | | | | | | | | | | |
| HB | 12.700 | | | | | | | | | | | | | | | | | | |
| AA | 73.650 | | | | | | | | | | | | | | | | | | |

Judge's Signatures * FX _____ * PH _____ * SR _____ * VT _____ * PB _____ * HB _____
 Bruce Temple Michael Gorn Bobby Callahan Abie Grossfeld Chris Adams Michael Heberle
 * Head Judge
 FX _____ PH _____ SR _____ VT _____ PB _____ HB _____
 Dave Hirst Ken Achiron Luke Baiungo Bill Martin Bob Whitney Lenny Lucarello
 Coach's Signature _____ Coach's Signature _____

NCAA Gymnastics Score Sheet

Teams: Home Penn State University

Visitor Springfield College

Date Jan 12, 2018

Place Army Gymnastics

Attendance 0

| Name | | D | 1 | 2 | 3 | 4 | nd | AVE | Name | | D | 1 | 2 | 3 | 4 | nd | AVE |
|-------|---------------------|-----|------|------|------|---|----|--------|--------------------|-----|------|------|------|---|---|------|--------|
| FLOOR | 1 Brav den Borromeo | 147 | 5.00 | 8.50 | 8.80 | | | 13.650 | 1 Joshua Dieker | 173 | 4.50 | 7.70 | 8.30 | | | -0.1 | 12.400 |
| | 2 Greg Tamargo | 163 | 5.30 | 8.60 | 8.10 | | | 13.650 | 2 Trevor Lamberton | 180 | 4.10 | 8.70 | 9.00 | | | | 12.950 |
| | 3 Chris Sands | 160 | 5.20 | 6.90 | 7.20 | | | 12.250 | 3 Alex Campagnone | 169 | 4.20 | 8.30 | 8.30 | | | | 12.500 |
| | 4 Quest Hayden | 155 | 5.30 | 8.70 | 8.60 | | | 13.950 | 4 Chris Graff | 174 | 4.50 | 8.40 | 8.60 | | | | 13.000 |
| | 5 Sam Zakutney | 167 | 5.50 | 8.40 | 8.40 | | | 13.900 | 5 Stephen Lewis | 181 | 5.00 | 5.90 | 6.40 | | | | 11.150 |
| | 6 Brennan Pantazis | 157 | 5.20 | 8.90 | 8.80 | | | 14.050 | 6 Matthew Koy | 179 | 4.50 | 7.80 | 7.90 | | | | 12.350 |

Floor Score: 69.200 Running Score: 69.200 Floor Score: 63.200 Running Score: 63.200

| | | | | | | | | | | | | | | | | | |
|--------|----------------------|-----|------|------|------|--|--|--------|-----------------|-----|------|------|------|--|--|--|--------|
| POMMEL | 1 Benjamin Cooperman | 151 | 4.70 | 7.20 | 7.40 | | | 12.000 | 1 Joshua Dieker | 173 | 4.00 | 7.40 | 7.30 | | | | 11.350 |
| | 2 Alex Frack | 152 | 5.70 | 7.50 | 7.60 | | | 13.250 | 2 Jack Vollo | 190 | 3.90 | 7.30 | 7.00 | | | | 11.050 |
| | 3 Jack Baldwin | 145 | 4.80 | 8.20 | 8.00 | | | 12.900 | 3 Nick Cramer | 171 | 4.50 | 5.50 | 5.50 | | | | 10.000 |
| | 4 Michael Burns | 148 | 5.10 | 7.00 | 7.00 | | | 12.100 | 4 Jannik Haas | 176 | 4.10 | 5.80 | 5.80 | | | | 9.900 |
| | 5 Colin Coates | 150 | 5.40 | 8.30 | 8.50 | | | 13.800 | 5 Stephen Lewis | 181 | 4.60 | 7.00 | 6.50 | | | | 11.350 |
| | 6 Stephen Nedoroscik | 156 | 5.80 | 9.00 | 9.00 | | | 14.800 | 6 Chris Graff | 174 | 4.70 | 6.00 | 6.20 | | | | 10.800 |

Pommel Score: 66.850 Running Score: 136.050 Pommel Score: 54.550 Running Score: 117.750

| | | | | | | | | | | | | | | | | | |
|-------|----------------------|-----|------|------|------|--|--|--------|------------------|-----|------|------|------|--|--|--|--------|
| RINGS | 1 Benjamin Cooperman | 151 | 5.00 | 7.50 | 7.60 | | | 12.550 | 1 Nick Cramer | 171 | 4.00 | 6.80 | 6.80 | | | | 10.800 |
| | 2 Michael Burns | 148 | 4.70 | 8.40 | 8.50 | | | 13.150 | 2 Jeremy Vera | 189 | 3.70 | 7.00 | 7.20 | | | | 10.800 |
| | 3 Greg Tamargo | 163 | 5.20 | 7.40 | 7.10 | | | 12.450 | 3 John Rowbotham | 186 | 3.70 | 8.20 | 8.40 | | | | 12.000 |
| | 4 Noah Roberson | 159 | 5.70 | 8.60 | 8.40 | | | 14.200 | 4 Stephen Lewis | 181 | 4.80 | 7.30 | 7.50 | | | | 12.200 |
| | 5 Sam Zakutney | 167 | 4.90 | 8.00 | 8.20 | | | 13.000 | 5 Joshua Dieker | 173 | 5.30 | 7.30 | 7.30 | | | | 12.600 |
| | 6 Brennan Pantazis | 157 | 4.50 | 8.20 | 8.20 | | | 12.700 | 6 Chris Graff | 174 | 4.50 | 8.60 | 8.70 | | | | 13.150 |

Rings Score: 65.600 Running Score: 201.650 Rings Score: 60.750 Running Score: 178.500

| | | | | | | | | | | | | | | | | | |
|-------|---------------------|-----|------|------|------|--|--|--------|--------------------|-----|------|------|------|--|--|------|--------|
| VAULT | 1 Wyatt Tyndall | 165 | 4.80 | 9.10 | 9.20 | | | 13.950 | 1 Trevor Lamberton | 180 | 4.00 | 9.40 | 9.30 | | | | 13.350 |
| | 2 Quest Hayden | 155 | 4.80 | 9.20 | 9.30 | | | 14.050 | 2 Nathan Hughes | 177 | 4.00 | 8.90 | 8.80 | | | -0.1 | 12.750 |
| | 3 Greg Tamargo | 163 | 4.80 | 9.10 | 9.10 | | | 13.900 | 3 Joshua Dieker | 173 | 4.80 | 9.20 | 9.10 | | | | 13.950 |
| | 4 Brav den Borromeo | 147 | 4.80 | 9.40 | 9.30 | | | 14.150 | 4 Alex Campagnone | 169 | 4.80 | 9.00 | 8.90 | | | -0.6 | 13.150 |
| | 5 Brennan Pantazis | 157 | 4.80 | 9.20 | 9.00 | | | 13.900 | 5 Chris Graff | 174 | 4.40 | 9.30 | 9.10 | | | | 13.600 |
| | 6 Sam Zakutney | 167 | 5.20 | 9.30 | 9.20 | | | 14.450 | 6 Stephen Lewis | 181 | 4.80 | 9.60 | 9.60 | | | | 14.400 |

Vault Score: 70.500 Running Score: 272.150 Vault Score: 68.450 Running Score: 246.950

| | | | | | | | | | | | | | | | | | |
|-------|--------------------|-----|------|------|------|--|--|--------|-----------------|-----|------|------|------|--|--|--|--------|
| P.BAR | 1 Alex Frack | 152 | 5.00 | 8.20 | 8.40 | | | 13.300 | 1 Joshua Dieker | 173 | 3.90 | 8.30 | 8.50 | | | | 12.300 |
| | 2 Brennan Pantazis | 157 | 4.90 | 8.40 | 8.40 | | | 13.300 | 2 Phil Ordonez | 184 | 3.70 | 8.30 | 8.60 | | | | 12.150 |
| | 3 Alex Thomason | 164 | 4.40 | 8.50 | 8.30 | | | 12.800 | 3 Chris Graff | 174 | 4.00 | 7.00 | 7.00 | | | | 11.000 |
| | 4 Wyatt Tyndall | 165 | 5.20 | 8.20 | 8.50 | | | 13.550 | 4 Stephen Lewis | 181 | 4.50 | 7.40 | 7.60 | | | | 12.000 |
| | 5 Michael Burns | 148 | 5.10 | 8.30 | 8.10 | | | 13.300 | 5 Mike Grimaldi | 175 | 4.60 | 7.40 | 7.30 | | | | 11.950 |
| | 6 Sam Zakutney | 167 | 5.40 | 8.90 | 9.10 | | | 14.400 | 6 Jannik Haas | 176 | 4.30 | 9.10 | 8.90 | | | | 13.300 |

P. Bar Score: 67.850 Running Score: 340.000 P. Bar Score: 61.700 Running Score: 308.650

| | | | | | | | | | | | | | | | | | |
|-------|-----------------|-----|------|------|------|--|--|--------|------------------|-----|------|------|------|--|--|--|--------|
| H.BAR | 1 Alex Frack | 152 | 4.80 | 8.20 | 8.00 | | | 12.900 | 1 Joshua Dieker | 173 | 4.10 | 7.20 | 7.50 | | | | 11.450 |
| | 2 Chris Sands | 160 | 4.80 | 8.00 | 8.40 | | | 13.000 | 2 Mike Grimaldi | 175 | 2.80 | 7.30 | 6.80 | | | | 9.850 |
| | 3 Wyatt Tyndall | 165 | 5.30 | 8.50 | 8.20 | | | 13.650 | 3 John Rowbotham | 186 | 3.40 | 8.20 | 7.90 | | | | 11.450 |
| | 4 Alex Thomason | 164 | 5.00 | 7.00 | 6.80 | | | 11.900 | 4 Phil Ordonez | 184 | 4.00 | 8.80 | 8.50 | | | | 12.650 |
| | 5 Michael Burns | 148 | 5.20 | 8.50 | 8.50 | | | 13.700 | 5 Stephen Lewis | 181 | 3.90 | 8.70 | 8.70 | | | | 12.600 |
| | 6 Sam Zakutney | 167 | 5.40 | 8.00 | 8.40 | | | 13.600 | 6 Jannik Haas | 176 | 4.40 | 8.20 | 7.90 | | | | 12.450 |

H. Bar Score: 66.850 Running Score: 406.850 H. Bar Score: 60.600 Running Score: 369.250

Final Team Score: 406.850

Final Team Score: 369.250

All-Arounders

All-Arounders

| | | | | | | | | | | | | | | | | |
|----|----------|----------|--|--|--|--|--|--------|--------|--------|--|--|--|--|--|--|
| | Pantazis | Zakutney | | | | | | Dieker | Graff | Lewis | | | | | | |
| FX | 14.050 | 13.900 | | | | | | 12.400 | 13.000 | 11.150 | | | | | | |
| PH | 11.800 | 12.000 | | | | | | 11.350 | 10.800 | 11.350 | | | | | | |
| SR | 12.700 | 13.000 | | | | | | 12.600 | 13.150 | 12.200 | | | | | | |
| VT | 13.900 | 14.450 | | | | | | 13.950 | 13.600 | 14.400 | | | | | | |
| PB | 13.300 | 14.400 | | | | | | 12.300 | 11.000 | 12.000 | | | | | | |
| HB | 13.050 | 13.600 | | | | | | 11.450 | 11.650 | 12.600 | | | | | | |
| AA | 78.800 | 81.350 | | | | | | 74.050 | 73.200 | 73.700 | | | | | | |

Judge's Signatures * FX * PH * SR * VT * PB * HB

* Head Judge Bruce Temple Michael Gorn Bobby Callahan Abie Grossfeld Chris Adams Michael Heberle

 Dave Hirst Ken Achiron Luke Baiungo Bill Martin Bob Whitney Lenny Lucarello

Coach's Signature _____ Coach's Signature _____

NCAA Gymnastics Score Sheet

Teams: Home Temple University Visitor William And Mary

Date Jan 12, 2018 Place Army Gymnastics Attendance 0

| Name | | D | 1 | 2 | 3 | 4 | nd | AVE | Name | | D | 1 | 2 | 3 | 4 | nd | AVE | |
|-------|---------------------------|------|------|------|---|---|----|------|--------|----------------------|------|------|------|---|---|----|--------|--------|
| FLOOR | 1 Nicolino Dibattista 193 | 4.20 | 7.20 | 7.50 | | | | -0.1 | 11.450 | 1 Cutter Fugett 206 | 4.30 | 7.70 | 8.10 | | | | 12.200 | |
| | 2 Toby Warren 199 | 3.70 | 7.90 | 8.20 | | | | | 11.750 | 2 David Allen 201 | 3.90 | 7.10 | 7.60 | | | | 11.250 | |
| | 3 Jackson Heitland 195 | 3.90 | 7.20 | 7.40 | | | | | 11.200 | 3 Tomas Palma 215 | 5.10 | 8.20 | 8.60 | | | | -0.1 | 13.400 |
| | | | | | | | | | | 4 Jack Hasenkopf 208 | 4.80 | 6.90 | 7.40 | | | | | 11.950 |
| | | | | | | | | | | 5 Tim O'Neill 213 | 5.00 | 7.50 | 7.70 | | | | | 12.600 |
| | | | | | | | | | | 6 Juan Palma 214 | 5.00 | 6.20 | 6.80 | | | | | 11.500 |

Floor Score: **34.400** Running Score: **34.400** Floor Score: **61.650** Running Score: **61.650**

| | | | | | | | | | | | | | | | | | |
|--------|---------------------------|------|------|------|--|--|--|--|--------|------------------------|------|------|------|--|--|--|--------|
| POMMEL | 1 Evan Salters 198 | 3.60 | 7.50 | 7.60 | | | | | 11.150 | 1 Nate Winneg 219 | 4.30 | 6.30 | 6.30 | | | | 10.600 |
| | 2 Nicolino Dibattista 193 | 4.10 | 8.00 | 7.60 | | | | | 11.900 | 2 David Allen 201 | 4.10 | 6.40 | 6.60 | | | | 10.600 |
| | 3 Jackson Heitland 195 | 4.00 | 6.80 | 6.70 | | | | | 10.750 | 3 Jack Hasenkopf 208 | 4.90 | 6.60 | 6.60 | | | | 11.500 |
| | | | | | | | | | | 4 Spencer Schrandt 217 | 4.60 | 6.50 | 6.10 | | | | 10.900 |
| | | | | | | | | | | 5 Jacopo Gliozzi 207 | 5.10 | 8.00 | 7.70 | | | | 12.950 |
| | | | | | | | | | | 6 Griffin Antle 202 | 5.00 | 8.20 | 8.10 | | | | 13.150 |

Pommel Score: **33.800** Running Score: **68.200** Pommel Score: **59.100** Running Score: **120.750**

| | | | | | | | | | | | | | | | | | |
|-------|---------------------------|------|------|------|--|--|--|--|--------|---------------------------|------|------|------|--|--|--|--------|
| RINGS | 1 Nicolino Dibattista 193 | 4.10 | 6.60 | 6.60 | | | | | 10.700 | 1 Jeremiah McReynolds 212 | 4.80 | 8.30 | 7.90 | | | | 12.900 |
| | 2 Toby Warren 199 | 3.90 | 7.00 | 6.70 | | | | | 10.750 | 2 Jack Hasenkopf 208 | 4.40 | 7.50 | 7.20 | | | | 11.750 |
| | 3 Jackson Heitland 195 | 3.60 | 7.90 | 8.00 | | | | | 11.550 | 3 David Watkins 218 | 4.20 | 8.20 | 8.20 | | | | 12.400 |
| | 4 Evan Salters 198 | 4.40 | 8.00 | 7.80 | | | | | 12.300 | 4 Jacopo Gliozzi 207 | 4.30 | 8.50 | 8.50 | | | | 12.800 |
| | | | | | | | | | | 5 Nate Winneg 219 | 4.30 | 8.40 | 8.20 | | | | 12.600 |
| | | | | | | | | | | 6 Peter Makey 211 | 4.50 | 6.80 | 7.00 | | | | 11.400 |

Rings Score: **45.300** Running Score: **113.500** Rings Score: **62.450** Running Score: **183.200**

| | | | | | | | | | | | | | | | | | |
|-------|---------------------------|------|------|------|--|--|--|--|--------|---------------------|----------------------|------|------|------|--|--|--------|
| VAULT | 1 Evan Salters 198 | 2.80 | 9.50 | 9.50 | | | | | 12.300 | 1 Cutter Fugett 206 | 4.00 | 9.20 | 9.30 | | | | 13.250 |
| | 2 Jackson Heitland 195 | 3.20 | 9.20 | 9.40 | | | | | 12.500 | 2 Juan Palma 214 | 4.90 | 9.40 | 9.30 | | | | 14.250 |
| | 3 Toby Warren 199 | 3.20 | 9.40 | 9.50 | | | | | -0.1 | 12.550 | 3 Jack Hasenkopf 208 | 4.80 | 9.00 | 9.10 | | | 13.850 |
| | 4 Nicolino Dibattista 193 | 4.00 | 9.60 | 9.50 | | | | | 13.550 | 4 Tim O'Neill 213 | 5.20 | 8.70 | 8.50 | | | | 13.800 |
| | | | | | | | | | | 5 Tomas Palma 215 | 4.40 | 9.70 | 9.60 | | | | 14.050 |
| | | | | | | | | | | 6 Peter Makey 211 | 4.40 | 8.20 | 8.20 | | | | 12.600 |

Vault Score: **50.900** Running Score: **164.400** Vault Score: **69.200** Running Score: **252.400**

| | | | | | | | | | | | | | | | | | |
|---------------|---------------------------|------|------|------|--|--|--|--|--------|---------------------------|------|------|------|--|--|--|--------|
| PARALLEL BARS | 1 Toby Warren 199 | 3.20 | 8.50 | 8.50 | | | | | 11.700 | 1 Jeremiah McReynolds 212 | 4.20 | 8.50 | 8.60 | | | | 12.750 |
| | 2 Nicolino Dibattista 193 | 3.80 | 7.80 | 8.20 | | | | | 11.800 | 2 Cutter Fugett 206 | 3.90 | 8.60 | 8.50 | | | | 12.450 |
| | 3 Evan Salters 198 | 3.80 | 8.70 | 8.60 | | | | | 12.450 | 3 Mitchell Campbell 203 | 3.90 | 8.30 | 8.30 | | | | 12.200 |
| | | | | | | | | | | 4 Nate Winneg 219 | 4.40 | 8.50 | 8.60 | | | | 12.950 |
| | | | | | | | | | | 5 Griffin Antle 202 | 4.60 | 8.30 | 8.30 | | | | 12.900 |
| | | | | | | | | | | 6 Tomas Palma 215 | 4.60 | 8.10 | 7.80 | | | | 12.550 |

P. Bar Score: **35.950** Running Score: **200.350** P. Bar Score: **63.600** Running Score: **316.000**

| | | | | | | | | | | | | | | | | | |
|-----------|---------------------------|------|------|------|--|--|--|--|--------|---------------------------|------|------|------|--|--|--|--------|
| HIGH BARS | 1 Toby Warren 199 | 2.90 | 8.20 | 7.80 | | | | | 10.900 | 1 Nate Winneg 219 | 3.80 | 8.70 | 8.40 | | | | 12.350 |
| | 2 Nicolino Dibattista 193 | 3.80 | 8.10 | 7.90 | | | | | 11.800 | 2 Jeremiah McReynolds 212 | 4.10 | 8.70 | 8.50 | | | | 12.700 |
| | | | | | | | | | | 3 Cutter Fugett 206 | 3.80 | 8.60 | 8.40 | | | | 12.300 |
| | | | | | | | | | | 4 Mitchell Campbell 203 | 4.00 | 9.00 | 8.80 | | | | 12.900 |
| | | | | | | | | | | 5 David Allen 201 | 4.60 | 7.60 | 7.30 | | | | 12.050 |
| | | | | | | | | | | 6 Ian Creelman 204 | 4.10 | 6.90 | 6.30 | | | | 10.700 |

H. Bar Score: **22.700** Running Score: **223.050** H. Bar Score: **62.300** Running Score: **378.300**

Final Team Score: 223.050

Final Team Score: 378.300

All-Arounders

All-Arounders

| | | | | | | | | | | | | | | | | | |
|----|------------|--|--|--|--|--|--|--|--|--|--|--|--|--|--|--|--|
| | Dibattista | | | | | | | | | | | | | | | | |
| FX | 11.450 | | | | | | | | | | | | | | | | |
| PH | 11.900 | | | | | | | | | | | | | | | | |
| SR | 10.700 | | | | | | | | | | | | | | | | |
| VT | 13.550 | | | | | | | | | | | | | | | | |
| PB | 11.800 | | | | | | | | | | | | | | | | |
| HB | 11.800 | | | | | | | | | | | | | | | | |
| AA | 71.200 | | | | | | | | | | | | | | | | |

Judge's Signatures * FX _____ * PH _____ * SR _____ * VT _____ * PB _____ * HB _____

* Head Judge Bruce Temple Michael Gorn Bobby Callahan Abie Grossfeld Chris Adams Michael Heberle

Coach's Signature _____ Coach's Signature _____

2018 WPO NCAA Team







Meet Results

Jan 12, 2018

Men / E

Session: 1







Judge's Signatures

| Rank | Num | Name | Gym |  |  |  |  |  |  | AA |
|------|-----|---------------------|-------------|---|---|---|---|---|---|--------|
| 1 | 167 | Sam Zakutney | Penn State | Diff: 5.500 | 5.100 | 4.900 | 5.200 | 5.400 | 5.400 | |
| | | | | Exec: 8.400 | 6.900 | 8.100 | 9.250 | 9.000 | 8.200 | |
| | | | | ND: | | | | | | |
| | | | | Final: 13.900 | 12.000 | 13.000 | 14.450 | 14.400 | 13.600 | 81.350 |
| | | | | Place: 4 | 15T | 5T | 1* | 1 | 3 | 1 |
| 2 | 157 | Brennan Pantazis | Penn State | Diff: 5.200 | 4.700 | 4.500 | 4.800 | 4.900 | 4.400 | |
| | | | | Exec: 8.850 | 7.100 | 8.200 | 9.100 | 8.400 | 8.650 | |
| | | | | ND: | | | | | | |
| | | | | Final: 14.050 | 11.800 | 12.700 | 13.900 | 13.300 | 13.050 | 78.800 |
| | | | | Place: 2 | 18T | 11T | 16* | 4T | 6 | 2 |
| 3 | 173 | Joshua Dieker | Springfield | Diff: 4.500 | 4.000 | 5.300 | 4.800 | 3.900 | 4.100 | |
| | | | | Exec: 8.000 | 7.350 | 7.300 | 9.150 | 8.400 | 7.350 | |
| | | | | ND: -0.100 | | | | | | |
| | | | | Final: 12.400 | 11.350 | 12.600 | 13.950 | 12.300 | 11.450 | 74.050 |
| | | | | Place: 22 | 21T | 14T | 13* | 23 | 29T | 3 |
| 4 | 181 | Stephen Lewis | Springfield | Diff: 5.000 | 4.600 | 4.800 | 4.800 | 4.500 | 3.900 | |
| | | | | Exec: 6.150 | 6.750 | 7.400 | 9.600 | 7.500 | 8.700 | |
| | | | | ND: | | | | | | |
| | | | | Final: 11.150 | 11.350 | 12.200 | 14.400 | 12.000 | 12.600 | 73.700 |
| | | | | Place: 37 | 21T | 23T | 3 | 27T | 15T | 4 |
| 5 | 122 | Darrel Yamamura | Army | Diff: 4.500 | 4.300 | 4.000 | 4.000 | 4.000 | 4.000 | |
| | | | | Exec: 7.800 | 6.800 | 8.200 | 9.350 | 8.000 | 8.700 | |
| | | | | ND: | | | | | | |
| | | | | Final: 12.300 | 11.100 | 12.200 | 13.350 | 12.000 | 12.700 | 73.650 |
| | | | | Place: 24T | 24T | 23T | 26* | 27T | 12T | 5 |
| 6 | 174 | Chris Graff | Springfield | Diff: 4.500 | 4.700 | 4.500 | 4.400 | 4.000 | 3.800 | |
| | | | | Exec: 8.500 | 6.100 | 8.650 | 9.200 | 7.000 | 7.850 | |
| | | | | ND: | | | | | | |
| | | | | Final: 13.000 | 10.800 | 13.150 | 13.600 | 11.000 | 11.650 | 73.200 |
| | | | | Place: 16 | 29 | 2T | 21T | 36 | 27T | 6 |
| 7 | 193 | Nicolino Dibattista | Temple | Diff: 4.200 | 4.100 | 4.100 | 4.000 | 3.800 | 3.800 | |
| | | | | Exec: 7.350 | 7.800 | 6.600 | 9.550 | 8.000 | 8.000 | |
| | | | | ND: -0.100 | | | | | | |
| | | | | Final: 11.450 | 11.900 | 10.700 | 13.550 | 11.800 | 11.800 | 71.200 |
| | | | | Place: 33 | 17 | 36 | 23 | 30 | 26 | 7 |
| 8 | 102 | Cole Casanova | Army | Diff: 5.100 | 4.400 | ___ | 4.800 | 4.200 | 4.400 | |
| | | | | Exec: 8.600 | 6.000 | ___ | 9.300 | 7.350 | 6.900 | |
| | | | | ND: | | | | | | |
| | | | | Final: 13.700 | 10.400 | ___ | 14.100 | 11.550 | 11.300 | 61.050 |
| | | | | Place: 5 | 34 | 38* | 9 | 34 | 31 | 8 |
| 9 | 199 | Toby Warren | Temple | Diff: 3.700 | ___ | 3.900 | 3.200 | 3.200 | 2.900 | |
| | | | | Exec: 8.050 | ___ | 6.850 | 9.450 | 8.500 | 8.000 | |
| | | | | ND: | | | -0.100 | | | |
| | | | | Final: 11.750 | ___ | 10.750 | 12.550 | 11.700 | 10.900 | 57.650 |
| | | | | Place: 31 | 39* | 35 | 33 | 32 | 32T | 9 |
| 10 | 165 | Wyatt Tyndall | Penn State | Diff: 5.300 | ___ | ___ | 4.800 | 5.200 | 5.300 | |
| | | | | Exec: 9.000 | ___ | ___ | 9.150 | 8.350 | 8.350 | |
| | | | | ND: | | | | | | |
| | | | | Final: 14.300 | ___ | ___ | 13.950 | 13.550 | 13.650 | 55.450 |
| | | | | Place: 1 | 39* | 38* | 13* | 3 | 2 | 10 |

2018 WPO NCAA Team

Meet Results







Jan 12, 2018

| Rank | Num | Name | Gym |  |  |  |  |  |  | AA |
|------|-----|----------------|------------|---|---|---|---|---|---|--------|
| 11 | 144 | Tanner West | Navy | Diff: | 5.200 | 4.800 | 5.200 | 4.900 | | |
| | | | | Exec: | 7.850 | 9.550 | 8.400 | 7.700 | | |
| | | | | ND: | | | | | | |
| | | | | Final: | 13.050 | 14.350 | 13.600 | 12.600 | | 53.600 |
| | | | | Place: 38* | 39* | 4 | 4 | 2 | 15T | 11 |
| 12 | 123 | Noah Beeman | Navy | Diff: | 4.700 | 4.500 | 4.500 | 4.700 | | |
| | | | | Exec: | 8.000 | 9.500 | 7.900 | 8.550 | | |
| | | | | ND: | | | | | | |
| | | | | Final: | 12.700 | 14.000 | 12.400 | 13.250 | | 52.350 |
| | | | | Place: 38* | 9 | 38* | 12 | 21T | 5 | 12 |
| 13 | 148 | Michael Burns | Penn State | Diff: | 5.100 | 4.700 | 5.100 | 5.200 | | |
| | | | | Exec: | 7.000 | 8.450 | 8.200 | 8.500 | | |
| | | | | ND: | | | | | | |
| | | | | Final: | 12.100 | 13.150 | 13.300 | 13.700 | | 52.250 |
| | | | | Place: 38* | 14 | 2T | 36* | 4T | 1 | 13 |
| 14 | 108 | Nathan Goff | Army | Diff: 4.500 | 4.400 | 4.200 | 4.000 | | | |
| | | | | Exec: 8.650 | 8.250 | 9.050 | 8.450 | | | |
| | | | | ND: | | | | | | |
| | | | | Final: 13.150 | 12.650 | 13.250 | 12.450 | | | 51.500 |
| | | | | Place: 13T | 10 | 38* | 36* | 8T | 19T | 14 |
| 15 | 140 | Ryan Orce | Navy | Diff: | 5.400 | 4.700 | 4.900 | 4.800 | | |
| | | | | Exec: | 7.700 | 7.650 | 8.350 | 7.750 | | |
| | | | | ND: | | | | | | |
| | | | | Final: | 13.100 | 12.350 | 13.250 | 12.550 | | 51.250 |
| | | | | Place: 38* | 6 | 20 | 36* | 8T | 18 | 15 |
| 16 | 215 | Tomas Palma | W&M | Diff: 5.100 | 3.500 | 4.400 | 4.600 | | | |
| | | | | Exec: 8.400 | 7.400 | 9.650 | 7.950 | | | |
| | | | | ND: -0.100 | | | | | | |
| | | | | Final: 13.400 | 10.900 | 14.050 | 12.550 | | | 50.900 |
| | | | | Place: 10T | 27T | 38* | 10T | 18 | 36* | 16 |
| 17 | 107 | Taka Giese | Army | Diff: 4.200 | 4.300 | 4.000 | 3.500 | | | |
| | | | | Exec: 8.100 | 8.700 | 9.600 | 8.150 | | | |
| | | | | ND: -0.100 | | | | | | |
| | | | | Final: 12.200 | 13.000 | 13.600 | 11.650 | | | 50.450 |
| | | | | Place: 27T | 39* | 5T | 21T | 37* | 27T | 17 |
| 18 | 206 | Cutter Fugett | W&M | Diff: 4.300 | 4.000 | 3.900 | 3.800 | | | |
| | | | | Exec: 7.900 | 9.250 | 8.550 | 8.500 | | | |
| | | | | ND: | | | | | | |
| | | | | Final: 12.200 | 13.250 | 12.450 | 12.300 | | | 50.200 |
| | | | | Place: 27T | 39* | 38* | 28 | 19T | 23 | 18 |
| 19 | 208 | Jack Hasenkopf | W&M | Diff: 4.800 | 4.900 | 4.800 | | | | |
| | | | | Exec: 7.150 | 6.600 | 7.350 | 9.050 | | | |
| | | | | ND: | | | | | | |
| | | | | Final: 11.950 | 11.500 | 11.750 | 13.850 | | | 49.050 |
| | | | | Place: 29T | 20 | 28 | 19 | 37* | 36* | 19 |
| 20 | 219 | Nate Winneg | W&M | Diff: | 4.300 | 4.300 | 4.400 | 3.800 | | |
| | | | | Exec: | 6.300 | 8.300 | 8.550 | 8.550 | | |
| | | | | ND: | | | | | | |
| | | | | Final: | 10.600 | 12.600 | 12.950 | 12.350 | | 48.500 |
| | | | | Place: 38* | 31T | 14T | 36* | 13T | 21T | 20 |

2018 WPO NCAA Team

Meet Results







Jan 12, 2018

| Rank | Num | Name | Gym |  |  |  |  |  |  | AA | |
|------|-----|---------------------|------------|---|---|---|---|---|---|--------|----|
| 21 | 198 | Evan Salters | Temple | Diff: | 3.600 | 4.400 | 2.800 | 3.800 | | | |
| | | | | Exec: | 7.550 | 7.900 | 9.500 | 8.650 | | | |
| | | | | ND: | | | | | | | |
| | | | | Final: | 11.150 | 12.300 | 12.300 | 12.450 | | 48.200 | |
| | | | | Place: | 38* | 23 | 21T | 35 | 19T | 36* | 21 |
| 22 | 195 | Jackson Heitland | Temple | Diff: 3.900 | 4.000 | 3.600 | 3.200 | | | | |
| | | | | Exec: 7.300 | 6.750 | 7.950 | 9.300 | | | | |
| | | | | ND: | | | | | | | |
| | | | | Final: 11.200 | 10.750 | 11.550 | 12.500 | | | 46.000 | |
| | | | | Place: | 36 | 30 | 29 | 34 | 37* | 36* | 22 |
| 23 | 201 | David Allen | W&M | Diff: 3.900 | 4.100 | 3.900 | | | 4.600 | | |
| | | | | Exec: 7.350 | 6.500 | 6.950 | | | 7.450 | | |
| | | | | ND: | | | | | | | |
| | | | | Final: 11.250 | 10.600 | 10.850 | | | 12.050 | 44.750 | |
| | | | | Place: | 35 | 31T | 31T | 36* | 37* | 24 | 23 |
| 24 | 124 | Lucas Beltran | Navy | Diff: 5.700 | | | 5.200 | 5.200 | | | |
| | | | | Exec: 7.800 | | | 8.250 | 7.900 | | | |
| | | | | ND: | | | | | | | |
| | | | | Final: 13.500 | | | 13.450 | 13.100 | | 40.050 | |
| | | | | Place: | 8 | 39* | 38* | 24 | 11T | 36* | 24 |
| 25 | 163 | Greg Tamargo | Penn State | Diff: 5.300 | | 5.200 | 4.800 | | | | |
| | | | | Exec: 8.350 | | 7.250 | 9.100 | | | | |
| | | | | ND: | | | | | | | |
| | | | | Final: 13.650 | | 12.450 | 13.900 | | | 40.000 | |
| | | | | Place: | 6T | 39* | 18 | 16* | 37* | 36* | 25 |
| 26 | 125 | Frank Bradley | Navy | Diff: 5.300 | | 4.500 | 4.800 | | | | |
| | | | | Exec: 7.850 | | 8.300 | 9.150 | | | | |
| | | | | ND: | | | | | | | |
| | | | | Final: 13.150 | | 12.800 | 13.950 | | | 39.900 | |
| | | | | Place: | 13T | 39* | 8* | 13* | 37* | 36* | 26 |
| 27 | 133 | Andy Jones | Navy | Diff: 4.900 | | 4.800 | 4.800 | | | | |
| | | | | Exec: 7.900 | | 7.750 | 9.400 | | | | |
| | | | | ND: | | | | | | | |
| | | | | Final: 12.800 | | 12.550 | 14.200 | | | 39.550 | |
| | | | | Place: | 19 | 39* | 16T | 6 | 37* | 36* | 27 |
| 28 | 152 | Alex Frack | Penn State | Diff: | 5.700 | | | 5.000 | 4.800 | | |
| | | | | Exec: | 7.550 | | | 8.300 | 8.100 | | |
| | | | | ND: | | | | | | | |
| | | | | Final: | 13.250 | | | 13.300 | 12.900 | 39.450 | |
| | | | | Place: | 38* | 4 | 38* | 36* | 4T | 9T | 28 |
| 29 | 120 | Alex Tombrink | Army | Diff: | | | 4.800 | 4.200 | 4.200 | | |
| | | | | Exec: | | | 9.100 | 7.550 | 8.550 | | |
| | | | | ND: | | | | | | | |
| | | | | Final: | | | 13.900 | 11.750 | 12.750 | 38.400 | |
| | | | | Place: | 38* | 39* | 38* | 16* | 31 | 11 | 29 |
| 30 | 212 | Jeremiah McReynolds | W&M | Diff: | | 4.800 | | 4.200 | 4.100 | | |
| | | | | Exec: | | 8.100 | | 8.550 | 8.600 | | |
| | | | | ND: | | | | | | | |
| | | | | Final: | | 12.900 | | 12.750 | 12.700 | 38.350 | |
| | | | | Place: | 38* | 39* | 7 | 36* | 17 | 12T | 30 |

2018 WPO NCAA Team

Meet Results







Jan 12, 2018

| Rank | Num | Name | Gym |  |  |  |  |  |  | AA |
|------|-----|------------------|-------------|---|---|---|---|---|---|--------|
| 31 | 112 | Nick McAfee | Army | Diff: 4.800 | ___ | 3.500 | ___ | 4.800 | ___ | |
| | | | | Exec: 8.300 | ___ | 8.450 | ___ | 8.450 | ___ | |
| | | | | ND: _____ | _____ | _____ | _____ | _____ | _____ | |
| | | | | Final: 13.100 | ___ | 11.950 | ___ | 13.250 | ___ | 38.300 |
| | | | | Place: 15 | 39* | 26 | 36* | 8T | 36* | 31 |
| 32 | 109 | Elliott Herman | Army | Diff: 4.900 | ___ | 4.500 | ___ | ___ | 4.100 | |
| | | | | Exec: 8.050 | ___ | 8.300 | ___ | ___ | 8.250 | |
| | | | | ND: _____ | _____ | _____ | _____ | _____ | _____ | |
| | | | | Final: 12.950 | ___ | 12.800 | ___ | ___ | 12.350 | 38.100 |
| | | | | Place: 17T | 39* | 8* | 36* | 37* | 21T | 32 |
| 33 | 180 | Trevor Lamberton | Springfield | Diff: 4.100 | ___ | ___ | 4.000 | 3.800 | ___ | |
| | | | | Exec: 8.850 | ___ | ___ | 9.350 | 7.850 | ___ | |
| | | | | ND: _____ | _____ | _____ | _____ | _____ | _____ | |
| | | | | Final: 12.950 | ___ | ___ | 13.350 | 11.650 | ___ | 37.950 |
| | | | | Place: 17T | 39* | 38* | 26* | 33 | 36* | 33 |
| 34 | 139 | Trevor North | Navy | Diff: 5.000 | 4.500 | ___ | ___ | 4.900 | ___ | |
| | | | | Exec: 7.400 | 7.700 | ___ | ___ | 8.050 | ___ | |
| | | | | ND: -0.100 | _____ | _____ | _____ | _____ | _____ | |
| | | | | Final: 12.300 | 12.200 | ___ | ___ | 12.950 | ___ | 37.450 |
| | | | | Place: 24T | 12T | 38* | 36* | 13T | 36* | 34 |
| 35 | 118 | Rex Scott | Army | Diff: ___ | 4.100 | ___ | 4.000 | ___ | 3.800 | |
| | | | | Exec: ___ | 7.000 | ___ | 9.400 | ___ | 8.800 | |
| | | | | ND: _____ | _____ | _____ | _____ | _____ | _____ | |
| | | | | Final: ___ | 11.100 | ___ | 13.400 | ___ | 12.600 | 37.100 |
| | | | | Place: 38* | 24T | 38* | 25 | 37* | 15T | 35 |
| 36 | 176 | Jannik Haas | Springfield | Diff: ___ | 4.100 | ___ | ___ | 4.300 | 4.400 | |
| | | | | Exec: ___ | 5.800 | ___ | ___ | 9.000 | 8.050 | |
| | | | | ND: _____ | _____ | _____ | _____ | _____ | _____ | |
| | | | | Final: ___ | 9.900 | ___ | ___ | 13.300 | 12.450 | 35.650 |
| | | | | Place: 38* | 37 | 38* | 36* | 4T | 19T | 36 |
| 37 | 211 | Peter Makey | W&M | Diff: 4.400 | ___ | 4.500 | 4.400 | ___ | ___ | |
| | | | | Exec: 7.000 | ___ | 6.900 | 8.200 | ___ | ___ | |
| | | | | ND: _____ | _____ | _____ | _____ | _____ | _____ | |
| | | | | Final: 11.400 | ___ | 11.400 | 12.600 | ___ | ___ | 35.400 |
| | | | | Place: 34 | 39* | 30 | 32 | 37* | 36* | 37 |
| 38 | 188 | Sean Turtle | Springfield | Diff: 4.100 | 3.700 | 3.700 | ___ | ___ | ___ | |
| | | | | Exec: 7.850 | 6.450 | 7.150 | ___ | ___ | ___ | |
| | | | | ND: _____ | _____ | _____ | _____ | _____ | _____ | |
| | | | | Final: 11.950 | 10.150 | 10.850 | ___ | ___ | ___ | 32.950 |
| | | | | Place: 29T | 35 | 31T | 36* | 37* | 36* | 38 |
| 39 | 155 | Quest Hayden | Penn State | Diff: 5.300 | ___ | ___ | 4.800 | ___ | ___ | |
| | | | | Exec: 8.650 | ___ | ___ | 9.250 | ___ | ___ | |
| | | | | ND: _____ | _____ | _____ | _____ | _____ | _____ | |
| | | | | Final: 13.950 | ___ | ___ | 14.050 | ___ | ___ | 28.000 |
| | | | | Place: 3 | 39* | 38* | 10T | 37* | 36* | 39 |
| 40 | 147 | Brayden Borromeo | Penn State | Diff: 5.000 | ___ | ___ | 4.800 | ___ | ___ | |
| | | | | Exec: 8.650 | ___ | ___ | 9.350 | ___ | ___ | |
| | | | | ND: _____ | _____ | _____ | _____ | _____ | _____ | |
| | | | | Final: 13.650 | ___ | ___ | 14.150 | ___ | ___ | 27.800 |
| | | | | Place: 6T | 39* | 38* | 7* | 37* | 36* | 40 |

2018 WPO NCAA Team

Meet Results







Jan 12, 2018

| Rank | Num | Name | Gym |  |  |  |  |  |  | AA |
|------|-----|--------------------|------|---|---|---|---|---|---|--------|
| 41T | 121 | Ryan Wilson | Army | Diff: | Diff: | 4.600 | 5.200 | | | |
| | | | | Exec: | Exec: | 7.700 | 9.250 | | | |
| | | | | ND: | ND: | | | | | |
| | | | | Final: | Final: | 12.300 | 14.450 | | | 26.750 |
| | | | | Place: | Place: | 21T | 1* | | | 41T |
| | | | | | | 38* | 39* | | | |
| 41T | 143 | David Toussaint | Navy | Diff: 4.900 | 4.600 | | | | | |
| | | | | Exec: 8.500 | 8.750 | | | | | |
| | | | | ND: | ND: | | | | | |
| | | | | Final: 13.400 | 13.350 | | | | | 26.750 |
| | | | | Place: 10T | 3 | | | | | 41T |
| | | | | | | 38* | 36* | | | |
| 43 | 142 | Ben Provost | Navy | Diff: 4.500 | | | | | 4.500 | |
| | | | | Exec: 8.950 | | | | | 8.500 | |
| | | | | ND: | ND: | | | | | |
| | | | | Final: 13.450 | | | | | 13.000 | 26.450 |
| | | | | Place: 9 | 39* | 38* | 36* | 37* | 7T | 43 |
| 44 | 213 | Tim O'Neill | W&M | Diff: 5.000 | | | 5.200 | | | |
| | | | | Exec: 7.600 | | | 8.600 | | | |
| | | | | ND: | ND: | | | | | |
| | | | | Final: 12.600 | | | 13.800 | | | 26.400 |
| | | | | Place: 20 | 39* | 38* | 20 | 37* | 36* | 44 |
| 45 | 202 | Griffin Antle | W&M | Diff: | 5.000 | | | 4.600 | | |
| | | | | Exec: | 8.150 | | | 8.300 | | |
| | | | | ND: | ND: | | | | | |
| | | | | Final: | 13.150 | | | 12.900 | | 26.050 |
| | | | | Place: 38* | 5 | 38* | 36* | 15 | 36* | 45 |
| 46T | 138 | Ryan McVay | Navy | Diff: | | 4.600 | | | 4.700 | |
| | | | | Exec: | | 8.100 | | | 8.600 | |
| | | | | ND: | ND: | | | | | |
| | | | | Final: | | 12.700 | | | 13.300 | 26.000 |
| | | | | Place: 38* | 39* | 11T | 36* | 37* | 4 | 46T |
| 46T | 101 | Seth Cannon | Army | Diff: 5.000 | | | 4.400 | | | |
| | | | | Exec: 8.200 | | | 8.700 | | | |
| | | | | ND: | ND: | | -0.300 | | | |
| | | | | Final: 13.200 | | | 12.800 | | | 26.000 |
| | | | | Place: 12 | 39* | 38* | 30 | 37* | 36* | 46T |
| 48T | 214 | Juan Palma | W&M | Diff: 5.000 | | | 4.900 | | | |
| | | | | Exec: 6.500 | | | 9.350 | | | |
| | | | | ND: | ND: | | | | | |
| | | | | Final: 11.500 | | | 14.250 | | | 25.750 |
| | | | | Place: 32 | 39* | 38* | 5 | 37* | 36* | 48T |
| 48T | 127 | Christian Correale | Navy | Diff: | | 4.700 | | 4.300 | | |
| | | | | Exec: | | 7.950 | | 8.800 | | |
| | | | | ND: | ND: | | | | | |
| | | | | Final: | | 12.650 | | 13.100 | | 25.750 |
| | | | | Place: 38* | 39* | 13 | 36* | 11T | 36* | 48T |
| 48T | 207 | Jacopo Gliozzi | W&M | Diff: | 5.100 | 4.300 | | | | |
| | | | | Exec: | 7.850 | 8.500 | | | | |
| | | | | ND: | ND: | | | | | |
| | | | | Final: | 12.950 | 12.800 | | | | 25.750 |
| | | | | Place: 38* | 7 | 8T | 36* | 37* | 36* | 48T |

2018 WPO NCAA Team

Meet Results







Jan 12, 2018

| Rank | Num | Name | Gym |  |  |  |  |  |  | AA |
|------|-----|--------------------|-------------|---|---|---|---|---|---|--------|
| 51 | 169 | Alex Campagnone | Springfield | Diff: 4.200 | --- | --- | 4.800 | --- | --- | |
| | | | | Exec: 8.300 | --- | --- | 8.950 | --- | --- | |
| | | | | ND: --- | --- | --- | -0.600 | --- | --- | |
| | | | | Final: 12.500 | --- | --- | 13.150 | --- | --- | 25.650 |
| | | | | Place: 21 | 39* | 38* | 29 | 37* | 36* | 51 |
| 52 | 160 | Chris Sands | Penn State | Diff: 5.200 | --- | --- | --- | --- | 4.800 | |
| | | | | Exec: 7.050 | --- | --- | --- | --- | 8.200 | |
| | | | | ND: --- | --- | --- | --- | --- | --- | |
| | | | | Final: 12.250 | --- | --- | --- | --- | 13.000 | 25.250 |
| | | | | Place: 26 | 39* | 38* | 36* | 37* | 7T | 52 |
| 53 | 203 | Mitchell Campbell | W&M | Diff: --- | --- | --- | --- | 3.900 | 4.000 | |
| | | | | Exec: --- | --- | --- | --- | 8.300 | 8.900 | |
| | | | | ND: --- | --- | --- | --- | --- | --- | |
| | | | | Final: --- | --- | --- | --- | 12.200 | 12.900 | 25.100 |
| | | | | Place: 38* | 39* | 38* | 36* | 24 | 9T | 53 |
| 54 | 184 | Phil Ordonez | Springfield | Diff: --- | --- | --- | --- | 3.700 | 4.000 | |
| | | | | Exec: --- | --- | --- | --- | 8.450 | 8.650 | |
| | | | | ND: --- | --- | --- | --- | --- | --- | |
| | | | | Final: --- | --- | --- | --- | 12.150 | 12.650 | 24.800 |
| | | | | Place: 38* | 39* | 38* | 36* | 25 | 14 | 54 |
| 55 | 164 | Alex Thomason | Penn State | Diff: --- | --- | --- | --- | 4.400 | 5.000 | |
| | | | | Exec: --- | --- | --- | --- | 8.400 | 6.900 | |
| | | | | ND: --- | --- | --- | --- | --- | --- | |
| | | | | Final: --- | --- | --- | --- | 12.800 | 11.900 | 24.700 |
| | | | | Place: 38* | 39* | 38* | 36* | 16 | 25 | 55 |
| 56 | 151 | Benjamin Cooperman | Penn State | Diff: --- | 4.700 | 5.000 | --- | --- | --- | |
| | | | | Exec: --- | 7.300 | 7.550 | --- | --- | --- | |
| | | | | ND: --- | --- | --- | --- | --- | --- | |
| | | | | Final: --- | 12.000 | 12.550 | --- | --- | --- | 24.550 |
| | | | | Place: 38* | 15T | 16T | 36* | 37* | 36* | 56 |
| 57 | 103 | Grant Cullen | Army | Diff: --- | --- | 4.000 | --- | 4.400 | --- | |
| | | | | Exec: --- | --- | 7.800 | --- | 8.000 | --- | |
| | | | | ND: --- | --- | --- | --- | --- | --- | |
| | | | | Final: --- | --- | 11.800 | --- | 12.400 | --- | 24.200 |
| | | | | Place: 38* | 39* | 27 | 36* | 21T | 36* | 57 |
| 58 | 186 | John Rowbotham | Springfield | Diff: --- | --- | 3.700 | --- | --- | 3.400 | |
| | | | | Exec: --- | --- | 8.300 | --- | --- | 8.050 | |
| | | | | ND: --- | --- | --- | --- | --- | --- | |
| | | | | Final: --- | --- | 12.000 | --- | --- | 11.450 | 23.450 |
| | | | | Place: 38* | 39* | 25 | 36* | 37* | 29T | 58 |
| 59 | 117 | Kiernan Reagan | Army | Diff: --- | --- | 4.100 | --- | 4.400 | --- | |
| | | | | Exec: --- | --- | 6.450 | --- | 7.700 | --- | |
| | | | | ND: --- | --- | --- | --- | --- | --- | |
| | | | | Final: --- | --- | 10.550 | --- | 12.100 | --- | 22.650 |
| | | | | Place: 38* | 39* | 37 | 36* | 26 | 36* | 59 |
| 60 | 204 | Ian Creelman | W&M | Diff: --- | --- | --- | --- | 3.800 | 4.100 | |
| | | | | Exec: --- | --- | --- | --- | 7.700 | 6.600 | |
| | | | | ND: --- | --- | --- | --- | --- | --- | |
| | | | | Final: --- | --- | --- | --- | 11.500 | 10.700 | 22.200 |
| | | | | Place: 38* | 39* | 38* | 36* | 35 | 34 | 60 |

2018 WPO NCAA Team

Meet Results







Jan 12, 2018

| Rank | Num | Name | Gym |  |  |  |  |  |  | AA |
|------|-----|--------------------|-------------|---|---|---|---|---|---|--------|
| 61 | 175 | Mike Grimaldi | Springfield | Diff: _____ | _____ | _____ | _____ | 4.600 | 2.800 | |
| | | | | Exec: _____ | _____ | _____ | _____ | 7.350 | 7.050 | |
| | | | | ND: _____ | _____ | _____ | _____ | _____ | _____ | |
| | | | | Final: _____ | _____ | _____ | _____ | 11.950 | 9.850 | 21.800 |
| | | | | Place: 38* | 39* | 38* | 36* | 29 | 35 | 61 |
| 62 | 171 | Nick Cramer | Springfield | Diff: _____ | 4.500 | 4.000 | _____ | _____ | _____ | |
| | | | | Exec: _____ | 5.500 | 6.800 | _____ | _____ | _____ | |
| | | | | ND: _____ | _____ | _____ | _____ | _____ | _____ | |
| | | | | Final: _____ | 10.000 | 10.800 | _____ | _____ | _____ | 20.800 |
| | | | | Place: 38* | 36 | 33T | 36* | 37* | 36* | 62 |
| 63 | 156 | Stephen Nedoroscik | Penn State | Diff: _____ | 5.800 | _____ | _____ | _____ | _____ | |
| | | | | Exec: _____ | 9.000 | _____ | _____ | _____ | _____ | |
| | | | | ND: _____ | _____ | _____ | _____ | _____ | _____ | |
| | | | | Final: _____ | 14.800 | _____ | _____ | _____ | _____ | 14.800 |
| | | | | Place: 38* | 1 | 38* | 36* | 37* | 36* | 63 |
| 64 | 159 | Noah Roberson | Penn State | Diff: _____ | _____ | 5.700 | _____ | _____ | _____ | |
| | | | | Exec: _____ | _____ | 8.500 | _____ | _____ | _____ | |
| | | | | ND: _____ | _____ | _____ | _____ | _____ | _____ | |
| | | | | Final: _____ | _____ | 14.200 | _____ | _____ | _____ | 14.200 |
| | | | | Place: 38* | 39* | 1 | 36* | 37* | 36* | 64 |
| 65 | 134 | Travis Keller | Navy | Diff: _____ | _____ | _____ | 4.800 | _____ | _____ | |
| | | | | Exec: _____ | _____ | _____ | 9.350 | _____ | _____ | |
| | | | | ND: _____ | _____ | _____ | _____ | _____ | _____ | |
| | | | | Final: _____ | _____ | _____ | 14.150 | _____ | _____ | 14.150 |
| | | | | Place: 38* | 39* | 38* | 7* | 37* | 36* | 65 |
| 66 | 150 | Colin Coates | Penn State | Diff: _____ | 5.400 | _____ | _____ | _____ | _____ | |
| | | | | Exec: _____ | 8.400 | _____ | _____ | _____ | _____ | |
| | | | | ND: _____ | _____ | _____ | _____ | _____ | _____ | |
| | | | | Final: _____ | 13.800 | _____ | _____ | _____ | _____ | 13.800 |
| | | | | Place: 38* | 2 | 38* | 36* | 37* | 36* | 66 |
| 67 | 145 | Jack Baldwin | Penn State | Diff: _____ | 4.800 | _____ | _____ | _____ | _____ | |
| | | | | Exec: _____ | 8.100 | _____ | _____ | _____ | _____ | |
| | | | | ND: _____ | _____ | _____ | _____ | _____ | _____ | |
| | | | | Final: _____ | 12.900 | _____ | _____ | _____ | _____ | 12.900 |
| | | | | Place: 38* | 8 | 38* | 36* | 37* | 36* | 67 |
| 68 | 177 | Nathan Hughes | Springfield | Diff: _____ | _____ | _____ | 4.000 | _____ | _____ | |
| | | | | Exec: _____ | _____ | _____ | 8.850 | _____ | _____ | |
| | | | | ND: _____ | _____ | _____ | -0.100 | _____ | _____ | |
| | | | | Final: _____ | _____ | _____ | 12.750 | _____ | _____ | 12.750 |
| | | | | Place: 38* | 39* | 38* | 31 | 37* | 36* | 68 |
| 69 | 218 | David Watkins | W&M | Diff: _____ | _____ | 4.200 | _____ | _____ | _____ | |
| | | | | Exec: _____ | _____ | 8.200 | _____ | _____ | _____ | |
| | | | | ND: _____ | _____ | _____ | _____ | _____ | _____ | |
| | | | | Final: _____ | _____ | 12.400 | _____ | _____ | _____ | 12.400 |
| | | | | Place: 38* | 39* | 19 | 36* | 37* | 36* | 69 |
| 70 | 179 | Matthew Koy | Springfield | Diff: 4.500 | _____ | _____ | _____ | _____ | _____ | |
| | | | | Exec: 7.850 | _____ | _____ | _____ | _____ | _____ | |
| | | | | ND: _____ | _____ | _____ | _____ | _____ | _____ | |
| | | | | Final: 12.350 | _____ | _____ | _____ | _____ | _____ | 12.350 |
| | | | | Place: 23 | 39* | 38* | 36* | 37* | 36* | 70 |

2018 WPO NCAA Team

Meet Results

Jan 12, 2018







| Rank | Num | Name | Gym |  |  |  |  |  |  | AA | |
|------|-----|------------------|-------------|---|---|---|---|---|---|--------|-----|
| 71 | 126 | Jake Carlson | Navy | Diff: | 4.600 | | | | | | |
| | | | | Exec: | 7.700 | | | | | | |
| | | | | ND: | | | | | | | |
| | | | | Final: | 12.300 | | | | | 12.300 | |
| | | | | Place: | 38* | 11 | 38* | 36* | 37* | 36* | 71 |
| 72 | 119 | Brandon Shively | Army | Diff: | 4.800 | | | | | | |
| | | | | Exec: | 7.400 | | | | | | |
| | | | | ND: | | | | | | | |
| | | | | Final: | 12.200 | | | | | 12.200 | |
| | | | | Place: | 38* | 12T | 38* | 36* | 37* | 36* | 72 |
| 73 | 111 | Matt Martin | Army | Diff: | 4.800 | | | | | | |
| | | | | Exec: | 7.000 | | | | | | |
| | | | | ND: | | | | | | | |
| | | | | Final: | 11.800 | | | | | 11.800 | |
| | | | | Place: | 38* | 18T | 38* | 36* | 37* | 36* | 73 |
| 74 | 190 | Jack Vollo | Springfield | Diff: | 3.900 | | | | | | |
| | | | | Exec: | 7.150 | | | | | | |
| | | | | ND: | | | | | | | |
| | | | | Final: | 11.050 | | | | | 11.050 | |
| | | | | Place: | 38* | 26 | 38* | 36* | 37* | 36* | 74 |
| 75T | 136 | Will Longwe | Navy | Diff: | | | | | 4.500 | | |
| | | | | Exec: | | | | | 6.400 | | |
| | | | | ND: | | | | | | | |
| | | | | Final: | | | | | 10.900 | 10.900 | |
| | | | | Place: | 38* | 39* | 38* | 36* | 37* | 32T | 75T |
| 75T | 217 | Spencer Schrandt | W&M | Diff: | 4.600 | | | | | | |
| | | | | Exec: | 6.300 | | | | | | |
| | | | | ND: | | | | | | | |
| | | | | Final: | 10.900 | | | | | 10.900 | |
| | | | | Place: | 38* | 27T | 38* | 36* | 37* | 36* | 75T |
| 77 | 189 | Jeremy Vera | Springfield | Diff: | | 3.700 | | | | | |
| | | | | Exec: | | 7.100 | | | | | |
| | | | | ND: | | | | | | | |
| | | | | Final: | | 10.800 | | | | 10.800 | |
| | | | | Place: | 38* | 39* | 33T | 36* | 37* | 36* | 77 |
| 78 | 130 | Max Gerber | Navy | Diff: | 4.800 | | | | | | |
| | | | | Exec: | 5.750 | | | | | | |
| | | | | ND: | | | | | | | |
| | | | | Final: | 10.550 | | | | | 10.550 | |
| | | | | Place: | 38* | 33 | 38* | 36* | 37* | 36* | 78 |
| 79 | 116 | Liam O'Hara | Army | Diff: | 4.200 | | | | | | |
| | | | | Exec: | 3.400 | | | | | | |
| | | | | ND: | | | | | | | |
| | | | | Final: | 7.600 | | | | | 7.600 | |
| | | | | Place: | 38* | 38 | 38* | 36* | 37* | 36* | 79 |
| 80* | 182 | Collin Maberry | Springfield | Diff: | | | | | | | |
| | | | | Exec: | | | | | | | |
| | | | | ND: | | | | | | | |
| | | | | Final: | | | | | | 0.000 | |
| | | | | Place: | 38* | 39* | 38* | 36* | 37* | 36* | 80* |

2018 WPO NCAA Team

Meet Results

Jan 12, 2018

Men / E
Session: 1

| Rank | Num | Name | Gym |  |  |  |  |  |  | AA |
|------|-----|--------------------|-------------|---|---|---|---|---|---|-------|
| 80* | 178 | Chris Iram | Springfield | Diff: _____ | Diff: _____ | Diff: _____ | Diff: _____ | Diff: _____ | Diff: _____ | |
| | | | | Exec: _____ | Exec: _____ | Exec: _____ | Exec: _____ | Exec: _____ | Exec: _____ | |
| | | | | ND: _____ | ND: _____ | ND: _____ | ND: _____ | ND: _____ | ND: _____ | |
| | | | | Final: _____ | Final: _____ | Final: _____ | Final: _____ | Final: _____ | Final: _____ | 0.000 |
| | | | | Place: 38* | Place: 39* | Place: 38* | Place: 36* | Place: 37* | Place: 36* | 80* |
| 80* | 183 | Joe Medina | Springfield | Diff: _____ | Diff: _____ | Diff: _____ | Diff: _____ | Diff: _____ | Diff: _____ | |
| | | | | Exec: _____ | Exec: _____ | Exec: _____ | Exec: _____ | Exec: _____ | Exec: _____ | |
| | | | | ND: _____ | ND: _____ | ND: _____ | ND: _____ | ND: _____ | ND: _____ | |
| | | | | Final: _____ | Final: _____ | Final: _____ | Final: _____ | Final: _____ | Final: _____ | 0.000 |
| | | | | Place: 38* | Place: 39* | Place: 38* | Place: 36* | Place: 37* | Place: 36* | 80* |
| 80* | 187 | Dan Terrano | Springfield | Diff: _____ | Diff: _____ | Diff: _____ | Diff: _____ | Diff: _____ | Diff: _____ | |
| | | | | Exec: _____ | Exec: _____ | Exec: _____ | Exec: _____ | Exec: _____ | Exec: _____ | |
| | | | | ND: _____ | ND: _____ | ND: _____ | ND: _____ | ND: _____ | ND: _____ | |
| | | | | Final: _____ | Final: _____ | Final: _____ | Final: _____ | Final: _____ | Final: _____ | 0.000 |
| | | | | Place: 38* | Place: 39* | Place: 38* | Place: 36* | Place: 37* | Place: 36* | 80* |
| 80* | 185 | Dimitry Pressimone | Springfield | Diff: _____ | Diff: _____ | Diff: _____ | Diff: _____ | Diff: _____ | Diff: _____ | |
| | | | | Exec: _____ | Exec: _____ | Exec: _____ | Exec: _____ | Exec: _____ | Exec: _____ | |
| | | | | ND: _____ | ND: _____ | ND: _____ | ND: _____ | ND: _____ | ND: _____ | |
| | | | | Final: _____ | Final: _____ | Final: _____ | Final: _____ | Final: _____ | Final: _____ | 0.000 |
| | | | | Place: 38* | Place: 39* | Place: 38* | Place: 36* | Place: 37* | Place: 36* | 80* |
| 80* | 166 | Favian Valdez | Penn State | Diff: _____ | Diff: _____ | Diff: _____ | Diff: _____ | Diff: _____ | Diff: _____ | |
| | | | | Exec: _____ | Exec: _____ | Exec: _____ | Exec: _____ | Exec: _____ | Exec: _____ | |
| | | | | ND: _____ | ND: _____ | ND: _____ | ND: _____ | ND: _____ | ND: _____ | |
| | | | | Final: _____ | Final: _____ | Final: _____ | Final: _____ | Final: _____ | Final: _____ | 0.000 |
| | | | | Place: 38* | Place: 39* | Place: 38* | Place: 36* | Place: 37* | Place: 36* | 80* |
| 80* | 162 | Joshua Smith | Penn State | Diff: _____ | Diff: _____ | Diff: _____ | Diff: _____ | Diff: _____ | Diff: _____ | |
| | | | | Exec: _____ | Exec: _____ | Exec: _____ | Exec: _____ | Exec: _____ | Exec: _____ | |
| | | | | ND: _____ | ND: _____ | ND: _____ | ND: _____ | ND: _____ | ND: _____ | |
| | | | | Final: _____ | Final: _____ | Final: _____ | Final: _____ | Final: _____ | Final: _____ | 0.000 |
| | | | | Place: 38* | Place: 39* | Place: 38* | Place: 36* | Place: 37* | Place: 36* | 80* |
| 80* | 168 | Brett Bowling | Springfield | Diff: _____ | Diff: _____ | Diff: _____ | Diff: _____ | Diff: _____ | Diff: _____ | |
| | | | | Exec: _____ | Exec: _____ | Exec: _____ | Exec: _____ | Exec: _____ | Exec: _____ | |
| | | | | ND: _____ | ND: _____ | ND: _____ | ND: _____ | ND: _____ | ND: _____ | |
| | | | | Final: _____ | Final: _____ | Final: _____ | Final: _____ | Final: _____ | Final: _____ | 0.000 |
| | | | | Place: 38* | Place: 39* | Place: 38* | Place: 36* | Place: 37* | Place: 36* | 80* |
| 80* | 172 | Matthew DeGrandpre | Springfield | Diff: _____ | Diff: _____ | Diff: _____ | Diff: _____ | Diff: _____ | Diff: _____ | |
| | | | | Exec: _____ | Exec: _____ | Exec: _____ | Exec: _____ | Exec: _____ | Exec: _____ | |
| | | | | ND: _____ | ND: _____ | ND: _____ | ND: _____ | ND: _____ | ND: _____ | |
| | | | | Final: _____ | Final: _____ | Final: _____ | Final: _____ | Final: _____ | Final: _____ | 0.000 |
| | | | | Place: 38* | Place: 39* | Place: 38* | Place: 36* | Place: 37* | Place: 36* | 80* |
| 80* | 170 | Tyler Cole | Springfield | Diff: _____ | Diff: _____ | Diff: _____ | Diff: _____ | Diff: _____ | Diff: _____ | |
| | | | | Exec: _____ | Exec: _____ | Exec: _____ | Exec: _____ | Exec: _____ | Exec: _____ | |
| | | | | ND: _____ | ND: _____ | ND: _____ | ND: _____ | ND: _____ | ND: _____ | |
| | | | | Final: _____ | Final: _____ | Final: _____ | Final: _____ | Final: _____ | Final: _____ | 0.000 |
| | | | | Place: 38* | Place: 39* | Place: 38* | Place: 36* | Place: 37* | Place: 36* | 80* |
| 80* | 205 | Jake Feldmann | W&M | Diff: _____ | Diff: _____ | Diff: _____ | Diff: _____ | Diff: _____ | Diff: _____ | |
| | | | | Exec: _____ | Exec: _____ | Exec: _____ | Exec: _____ | Exec: _____ | Exec: _____ | |
| | | | | ND: _____ | ND: _____ | ND: _____ | ND: _____ | ND: _____ | ND: _____ | |
| | | | | Final: _____ | Final: _____ | Final: _____ | Final: _____ | Final: _____ | Final: _____ | 0.000 |
| | | | | Place: 38* | Place: 39* | Place: 38* | Place: 36* | Place: 37* | Place: 36* | 80* |







2018 WPO NCAA Team

Meet Results

Jan 12, 2018

Page: 10
Printed: 1/12/2018 9:39:08 PM







Men / E
Session: 1

| Rank | Num | Name | Gym |  |  |  |  |  |  | AA | | | | | |
|------|-----|-----------------|-------------|---|---|---|---|---|---|-----|-----|-----|-----|-------|-----|
| 80* | 200 | Demetris Zambas | Temple | Diff: _____ | Exec: _____ | ND: _____ | Final: _____ | Place: 38* | 39* | 38* | 36* | 37* | 36* | 0.000 | 80* |
| 80* | 209 | Jake Honsberger | W&M | Diff: _____ | Exec: _____ | ND: _____ | Final: _____ | Place: 38* | 39* | 38* | 36* | 37* | 36* | 0.000 | 80* |
| 80* | 216 | Zane Petras | W&M | Diff: _____ | Exec: _____ | ND: _____ | Final: _____ | Place: 38* | 39* | 38* | 36* | 37* | 36* | 0.000 | 80* |
| 80* | 210 | Collin Lillie | W&M | Diff: _____ | Exec: _____ | ND: _____ | Final: _____ | Place: 38* | 39* | 38* | 36* | 37* | 36* | 0.000 | 80* |
| 80* | 192 | Matt Beck | Temple | Diff: _____ | Exec: _____ | ND: _____ | Final: _____ | Place: 38* | 39* | 38* | 36* | 37* | 36* | 0.000 | 80* |
| 80* | 191 | Luke Wilcox | Springfield | Diff: _____ | Exec: _____ | ND: _____ | Final: _____ | Place: 38* | 39* | 38* | 36* | 37* | 36* | 0.000 | 80* |
| 80* | 194 | Joe Fernandes | Temple | Diff: _____ | Exec: _____ | ND: _____ | Final: _____ | Place: 38* | 39* | 38* | 36* | 37* | 36* | 0.000 | 80* |
| 80* | 197 | Michael Luca | Temple | Diff: _____ | Exec: _____ | ND: _____ | Final: _____ | Place: 38* | 39* | 38* | 36* | 37* | 36* | 0.000 | 80* |
| 80* | 196 | Joe Luca | Temple | Diff: _____ | Exec: _____ | ND: _____ | Final: _____ | Place: 38* | 39* | 38* | 36* | 37* | 36* | 0.000 | 80* |
| 80* | 115 | Prakash Nigam | Army | Diff: _____ | Exec: _____ | ND: _____ | Final: _____ | Place: 38* | 39* | 38* | 36* | 37* | 36* | 0.000 | 80* |

2018 WPO NCAA Team

Meet Results

Jan 12, 2018

| Rank | Num | Name | Gym |  |  |  |  |  |  | AA |
|------|-----|-------------------|------------|---|---|---|---|---|---|-------|
| 80* | 114 | Joe Minus | Army | Diff: _____ | Diff: _____ | Diff: _____ | Diff: _____ | Diff: _____ | Diff: _____ | |
| | | | | Exec: _____ | Exec: _____ | Exec: _____ | Exec: _____ | Exec: _____ | Exec: _____ | |
| | | | | ND: _____ | ND: _____ | ND: _____ | ND: _____ | ND: _____ | ND: _____ | |
| | | | | Final: _____ | Final: _____ | Final: _____ | Final: _____ | Final: _____ | Final: _____ | 0.000 |
| | | | | Place: 38* | Place: 39* | Place: 38* | Place: 36* | Place: 37* | Place: 36* | 80* |
| 80* | 128 | Collin DiPietro | Navy | Diff: _____ | Diff: _____ | Diff: _____ | Diff: _____ | Diff: _____ | Diff: _____ | |
| | | | | Exec: _____ | Exec: _____ | Exec: _____ | Exec: _____ | Exec: _____ | Exec: _____ | |
| | | | | ND: _____ | ND: _____ | ND: _____ | ND: _____ | ND: _____ | ND: _____ | |
| | | | | Final: _____ | Final: _____ | Final: _____ | Final: _____ | Final: _____ | Final: _____ | 0.000 |
| | | | | Place: 38* | Place: 39* | Place: 38* | Place: 36* | Place: 37* | Place: 36* | 80* |
| 80* | 131 | Taylor Gigandet | Navy | Diff: _____ | Diff: _____ | Diff: _____ | Diff: _____ | Diff: _____ | Diff: _____ | |
| | | | | Exec: _____ | Exec: _____ | Exec: _____ | Exec: _____ | Exec: _____ | Exec: _____ | |
| | | | | ND: _____ | ND: _____ | ND: _____ | ND: _____ | ND: _____ | ND: _____ | |
| | | | | Final: _____ | Final: _____ | Final: _____ | Final: _____ | Final: _____ | Final: _____ | 0.000 |
| | | | | Place: 38* | Place: 39* | Place: 38* | Place: 36* | Place: 37* | Place: 36* | 80* |
| 80* | 129 | Mitchell Fornek | Navy | Diff: _____ | Diff: _____ | Diff: _____ | Diff: _____ | Diff: _____ | Diff: _____ | |
| | | | | Exec: _____ | Exec: _____ | Exec: _____ | Exec: _____ | Exec: _____ | Exec: _____ | |
| | | | | ND: _____ | ND: _____ | ND: _____ | ND: _____ | ND: _____ | ND: _____ | |
| | | | | Final: _____ | Final: _____ | Final: _____ | Final: _____ | Final: _____ | Final: _____ | 0.000 |
| | | | | Place: 38* | Place: 39* | Place: 38* | Place: 36* | Place: 37* | Place: 36* | 80* |
| 80* | 105 | JT Fletcher | Army | Diff: _____ | Diff: _____ | Diff: _____ | Diff: _____ | Diff: _____ | Diff: _____ | |
| | | | | Exec: _____ | Exec: _____ | Exec: _____ | Exec: _____ | Exec: _____ | Exec: _____ | |
| | | | | ND: _____ | ND: _____ | ND: _____ | ND: _____ | ND: _____ | ND: _____ | |
| | | | | Final: _____ | Final: _____ | Final: _____ | Final: _____ | Final: _____ | Final: _____ | 0.000 |
| | | | | Place: 38* | Place: 39* | Place: 38* | Place: 36* | Place: 37* | Place: 36* | 80* |
| 80* | 104 | Erik Del Cid | Army | Diff: _____ | Diff: _____ | Diff: _____ | Diff: _____ | Diff: _____ | Diff: _____ | |
| | | | | Exec: _____ | Exec: _____ | Exec: _____ | Exec: _____ | Exec: _____ | Exec: _____ | |
| | | | | ND: _____ | ND: _____ | ND: _____ | ND: _____ | ND: _____ | ND: _____ | |
| | | | | Final: _____ | Final: _____ | Final: _____ | Final: _____ | Final: _____ | Final: _____ | 0.000 |
| | | | | Place: 38* | Place: 39* | Place: 38* | Place: 36* | Place: 37* | Place: 36* | 80* |
| 80* | 106 | James Gamarra | Army | Diff: _____ | Diff: _____ | Diff: _____ | Diff: _____ | Diff: _____ | Diff: _____ | |
| | | | | Exec: _____ | Exec: _____ | Exec: _____ | Exec: _____ | Exec: _____ | Exec: _____ | |
| | | | | ND: _____ | ND: _____ | ND: _____ | ND: _____ | ND: _____ | ND: _____ | |
| | | | | Final: _____ | Final: _____ | Final: _____ | Final: _____ | Final: _____ | Final: _____ | 0.000 |
| | | | | Place: 38* | Place: 39* | Place: 38* | Place: 36* | Place: 37* | Place: 36* | 80* |
| 80* | 113 | Mitchell McHugh | Army | Diff: _____ | Diff: _____ | Diff: _____ | Diff: _____ | Diff: _____ | Diff: _____ | |
| | | | | Exec: _____ | Exec: _____ | Exec: _____ | Exec: _____ | Exec: _____ | Exec: _____ | |
| | | | | ND: _____ | ND: _____ | ND: _____ | ND: _____ | ND: _____ | ND: _____ | |
| | | | | Final: _____ | Final: _____ | Final: _____ | Final: _____ | Final: _____ | Final: _____ | 0.000 |
| | | | | Place: 38* | Place: 39* | Place: 38* | Place: 36* | Place: 37* | Place: 36* | 80* |
| 80* | 110 | Andre Hufnagel | Army | Diff: _____ | Diff: _____ | Diff: _____ | Diff: _____ | Diff: _____ | Diff: _____ | |
| | | | | Exec: _____ | Exec: _____ | Exec: _____ | Exec: _____ | Exec: _____ | Exec: _____ | |
| | | | | ND: _____ | ND: _____ | ND: _____ | ND: _____ | ND: _____ | ND: _____ | |
| | | | | Final: _____ | Final: _____ | Final: _____ | Final: _____ | Final: _____ | Final: _____ | 0.000 |
| | | | | Place: 38* | Place: 39* | Place: 38* | Place: 36* | Place: 37* | Place: 36* | 80* |
| 80* | 153 | Zachary Geiselman | Penn State | Diff: _____ | Diff: _____ | Diff: _____ | Diff: _____ | Diff: _____ | Diff: _____ | |
| | | | | Exec: _____ | Exec: _____ | Exec: _____ | Exec: _____ | Exec: _____ | Exec: _____ | |
| | | | | ND: _____ | ND: _____ | ND: _____ | ND: _____ | ND: _____ | ND: _____ | |
| | | | | Final: _____ | Final: _____ | Final: _____ | Final: _____ | Final: _____ | Final: _____ | 0.000 |
| | | | | Place: 38* | Place: 39* | Place: 38* | Place: 36* | Place: 37* | Place: 36* | 80* |







2018 WPO NCAA Team

Meet Results

Jan 12, 2018

Page: 12
Printed: 1/12/2018 9:39:08 PM

Men / E
Session: 1

| Rank | Num | Name | Gym |  |  |  |  |  |  | AA | | | | | |
|------|-----|-------------------|------------|---|---|---|---|---|---|-----|-----|-----|-----|-------|-----|
| 80* | 149 | Parker Clayton | Penn State | Diff: _____ | Exec: _____ | ND: _____ | Final: _____ | Place: 38* | 39* | 38* | 36* | 37* | 36* | 0.000 | 80* |
| 80* | 154 | Issac Hammett | Penn State | Diff: _____ | Exec: _____ | ND: _____ | Final: _____ | Place: 38* | 39* | 38* | 36* | 37* | 36* | 0.000 | 80* |
| 80* | 161 | Benjamin Sky | Penn State | Diff: _____ | Exec: _____ | ND: _____ | Final: _____ | Place: 38* | 39* | 38* | 36* | 37* | 36* | 0.000 | 80* |
| 80* | 158 | Michael Pepe-Lage | Penn State | Diff: _____ | Exec: _____ | ND: _____ | Final: _____ | Place: 38* | 39* | 38* | 36* | 37* | 36* | 0.000 | 80* |
| 80* | 135 | Jason Kushy | Navy | Diff: _____ | Exec: _____ | ND: _____ | Final: _____ | Place: 38* | 39* | 38* | 36* | 37* | 36* | 0.000 | 80* |
| 80* | 132 | Vadim Ivanov | Navy | Diff: _____ | Exec: _____ | ND: _____ | Final: _____ | Place: 38* | 39* | 38* | 36* | 37* | 36* | 0.000 | 80* |
| 80* | 137 | Clan McConnell | Navy | Diff: _____ | Exec: _____ | ND: _____ | Final: _____ | Place: 38* | 39* | 38* | 36* | 37* | 36* | 0.000 | 80* |
| 80* | 146 | Luke Belvedere | Penn State | Diff: _____ | Exec: _____ | ND: _____ | Final: _____ | Place: 38* | 39* | 38* | 36* | 37* | 36* | 0.000 | 80* |
| 80* | 141 | Mark Pickar | Navy | Diff: _____ | Exec: _____ | ND: _____ | Final: _____ | Place: 38* | 39* | 38* | 36* | 37* | 36* | 0.000 | 80* |







2018 WPO NCAA Team

Event Results - AA

Jan 12, 2018

Page: 1
Printed: 1/12/2018 9:39:33 PM

Men / E
Session: 1

| Rank | Num | Name | Gym |  |  |  |  |  |  | AA |
|------|-----|------------------|-------------|---|--|---|---|---|---|--------|
| 1 | 167 | Sam Zakutney | Penn State | 13.900 | 12.000 | 13.000 | 14.450 | 14.400 | 13.600 | 81.350 |
| 2 | 157 | Brennan Pantazis | Penn State | 14.050 | 11.800 | 12.700 | 13.900 | 13.300 | 13.050 | 78.800 |
| 3 | 173 | Joshua Dieker | Springfield | 12.400 | 11.350 | 12.600 | 13.950 | 12.300 | 11.450 | 74.050 |
| 4 | 181 | Stephen Lewis | Springfield | 11.150 | 11.350 | 12.200 | 14.400 | 12.000 | 12.600 | 73.700 |
| 5 | 122 | Darrel Yamamura | Army | 12.300 | 11.100 | 12.200 | 13.350 | 12.000 | 12.700 | 73.650 |
| 6 | 174 | Chris Graff | Springfield | 13.000 | 10.800 | 13.150 | 13.600 | 11.000 | 11.650 | 73.200 |