



# UNIVERSITY OF MICHIGAN BASKETBALL

2018-19 GAME DAY NOTEBOOK

ATHLETIC COMMUNICATIONS

Tom Wywrot (Main), twywrot@umich.edu

Megan McIntosh (Secondary), meganmci@umich.edu

MICHIGAN BASKETBALL   2018-19				RATING	SOS
Overall	13-0	Big Ten	2-0	NCAA Net:	3rd
Home	9-0	Home	1-0	KenPom:	4th
Away	2-0	Away	1-0	Sagarin:	7th
Neutral	2-0	Neutral	0-0	ESPN BPI:	12th
Associated Press	2nd (1,478   nine first place votes)				
ESPN/USA Today	4th (729   four first place votes)				

Exhibition	Opponent	Time	TV
Friday, Nov. 2	NORTHWOOD (Exh.)	W 90-58	BTN Plus

Regular Season	Opponent	Time	TV
Tuesday, Nov. 6	NORFOLK STATE (1)	W 63-44	BTN
Saturday, Nov. 10	HOLY CROSS (1)	W 56-37	BTN Plus
Wednesday, Nov. 14	at #8/8 Villanova (2)	W 73-46	FS1
Saturday, Nov. 17	vs. George Washington (3)	W 84-61	ESPN3
Sunday, Nov. 18	vs. Providence (3)	W 66-47	ESPN
Friday, Nov. 23	CHATTANOOGA	W 83-55	BTN
Wednesday, Nov. 28	#11/13 NORTH CAROLINA (4)	W 84-67	ESPN
Saturday, Dec. 1	#19/18 PURDUE+	W 76-57	ESPN
Tuesday, Dec. 4	at Northwestern+	W 62-60	BTN
Saturday, Dec. 8	SOUTH CAROLINA	W 89-78	FS1
Saturday, Dec. 15	WESTERN MICHIGAN	W 70-62	BTN
Saturday, Dec. 22	AIR FORCE	W 71-50	BTN
Sunday, Dec. 30	BINGHAMTON	W 74-52	BTN
Thursday, Jan. 3	PENN STATE+	7:00 p.m.	ESPN
Sunday, Jan. 6	#21/22 INDIANA +	4:40 p.m.	CBS
Thursday, Jan. 10	at Illinois+	7:00 p.m. CT	FS1
Sunday, Jan. 13	NORTHWESTERN+	7:30 p.m.	BTN
Saturday, Jan. 19	at Wisconsin+	11:00 a.m. CT	ESPN/2
Tuesday, Jan. 22	MINNESOTA+	7:00 p.m.	BTN
Friday, Jan. 25	at Indiana+	6:30 p.m.	FS1
Tuesday, Jan. 29	OHIO STATE+	9:00 p.m.	ESPN/2
Friday, Feb. 1	at Iowa+	6:00 p.m. CT	FS1
Tuesday, Feb. 5	at Rutgers+	8:00 p.m.	BTN
Saturday, Feb. 9	WISCONSIN+	Noon	FOX
Tuesday, Feb. 12	at Penn State+	8:30 p.m.	BTN
Saturday, Feb. 16	MARYLAND+	Noon	FOX
Thursday, Feb. 21	at Minnesota+	6:00 p.m. CT	ESPN/2
Sunday, Feb. 24	MICHIGAN STATE+	3:45 p.m.	CBS
Thursday, Feb. 28	NEBRASKA+	7:00 p.m.	ESPN/2
Sunday, March 3	at Maryland+	3:45 p.m.	CBS
Saturday, March 9	at Michigan State+	4/6/8 p.m.	ESPN/2

**2019 Big Ten Tournament | Chicago, Ill. | United Center**

Wednesday, March 13	First Round	TBD	BTN
Thursday, March 14	Second Round	TBD	BTN
Friday, March 15	Quarterfinal	TBD	BTN
Saturday, March 16	Semifinal	Noon/2:30 p.m. CT	CBS
Sunday, March 17	Championship	2:30 p.m. CT	CBS

**2019 NCAA Tournament | Final Four: Minneapolis, Minn. | U.S. Bank Stadium**

Sunday, March 17	Selection Sunday	CBS
Tue-Wed., March 19-20	First Four	truTV
Thu-Sun., March 21-24	First & Second Rounds	CBS   TBS   TNT   truTV
Thu-Sun., March 28-31	Regional Rounds	CBS & TBS
Saturday, April 6	Final Four	CBS
Monday, April 8	National Championship	CBS

All game times are local to site | + Big Ten game

1: Naismith Hall of Fame Tip-Off, Ann Arbor, Mich. (Crisler Center)

2: Gavitt Tipoff Games, Villanova, Pa. (Finneran Pavilion)

3: Naismith Hall of Fame Tip-Off, Uncasville, Conn. (Mohegan Sun Arena)

4: B1G/ACC Challenge, Ann Arbor, Mich. (Crisler Center)



## #2/4 MICHIGAN wolverines (13-0; 2-0 Big Ten) vs. PENN STATE nittany lions (7-6; 0-2 Big Ten)

**GAME DAY**

- **Date:** Thursday, January 3, 2019
- **Tip:** 7:01 p.m.
- **Location:** Ann Arbor, Michigan
- **Arena:** Crisler Center (12,707) - **SOLD OUT!**
- **TV Broadcast:** ESPN
- **TV Talent:** Jason Benetti (p-by-p) & Dan Dakich (analyst)
- **U-M Radio:** Detroit: WWJ-Radio (950 AM) | Ann Arbor: WWWW (102.9 FM)
- **U-M Talent:** Matt Shepard (p-by-p) & Terry Mills (analyst)
- **Satellite Radio:** Sirius 84 | XM/SXM 84 | Internet 84



**A LITTLE BIT ABOUT PENN STATE**

- Penn State returns to Big Ten play with a 7-6 overall record following a 74-52 victory over UMBG in its return from Christmas break (Dec. 29). The Nittany Lions went 0-2 to start Big Ten play in early December. PSU lost its opener at Maryland (66-59) before falling at home to Indiana (64-62).
- Junior forward Lamar Stevens leads a trio of players averaging in double figures. Scoring in double figures in all 13 games with six 20-plus point games, Stevens leads the team with 18.8 points per game, while also pulling down a team-best 8.2 rebounds per contest.
- Freshman guard Rasir Bolton adds 14.2 points and leads the team with 31 3-point field goals (2.3 per game), while senior guard Josh Reaves averages 10.0 points and leads with 45 assists (3.4 apg).
- The Nittany Lions rank second in the Big Ten in steals, averaging 8.4 per game. Josh Reaves is averaging 2.6 per game to lead the conference and rank 13th nationally.
- Patrick Chambers is in his eighth season as head coach at Penn State, he guided the Nittany Lions to the 2018 NIT Championship last season, finishing with a 26-13 record.

**THE SERIES WITH PENN STATE**

- Thursday's game marks the 48th all-time meeting between Michigan and Penn State.
- Tonight's game is the first of two meetings this season. The Wolverines play a second regular season match at the Bryce Jordan Center on Tuesday (Feb. 12).
- U-M leads in the all-time series, 35-12, and has won seven straight in the series.
- The Maize and Blue are 20-2 all-time in games played in Ann Arbor; winning the last six straight and 14 of the last 15.
- U-M head coach John Beilein is 15-4 all-time against Penn State.

**TIDBITS FROM U-M'S NOTEBOOK**

- As of Jan. 1, Michigan (13-0) was one of four undefeated teams left in the nation -- No. 4/2 Virginia (12-0), No. 6/5 Nevada (13-0) and No. 19/17 Houston (13-0).
- The Maize and Blue are five games into a six game home stand at Crisler Center.
- Since U-M's a 61-52 loss at Northwestern (Feb. 6, 2018) last season, the Maize and Blue has won 27 of its past 28 contests -- including a 14-game winning streak. The lone loss was in the 2018 national championship game against Villanova. Of those 27 victories, 19 have come by double figures.
- The Wolverines add an impressive 27-1 record in their last 27 games at Crisler Center. The lone home setback was a 70-69 win by No. 5/7 Purdue (Jan. 9, 2018) after the Boilermakers Isaac Haas made a free throw with four seconds left to defeat the Wolverines in the final seconds.
- Jordan Poole has scored in double figures in his last eight straight games, averaging 17.1 points per game during the run. In the stretch, he has recorded 28 of his team-best 34 3-pointers, including a career-high six against Binghamton (Dec. 30).
- Ignas Brazdeikis was awarded his third Big Ten Freshman of the Week honor after leading U-M to a 74-52 win over Binghamton. He scored his team-leading fifth 20-point game (21) going 9-for-18 from the field and 3-for-3 from deep, while hauling in a career-best eight boards.
- Xavier Simpson recorded a career-best 10 assists against Binghamton and with five-or-more assists in 11 games he leads U-M with 6.2 assists per game.

## Michigan Basketball Quick Facts: 2018-19

### QUICK FACTS

City	Ann Arbor, Michigan
Population	120,781
Founded	1817
Enrollment	46,710
Nickname	Wolverines
School Colors	Maize (PMS 116) & Blue (PMS 282)
Arena	Crisler Center (12,707)
Conference	Big Ten
President	Mark S. Schlissel
Athletics Director	Warde Manuel

### ALL-TIME RECORD

Years of U-M Basketball	103rd
Seasons of U-M Basketball	1909, 1918 to current
Overall Record	1600-1036 (1487-979*)
Big Ten Record	795-711 (745-675*)
Non-Conference Record	805-325 (742-304*)
NCAA Titles	1 (1989)
NIT Titles	2 (1997*, 2004)
Big Ten Regular Season Titles	14 (1921, 1926, 1927, 1929, 1948, 1964, 1965, 1966, 1974, 1977, 1985, 1986, 2012, 2014)
Big Ten Tournament Titles	3 (1998*, 2017, 2018)

### CRISLER CENTER

Season	52nd
Opened	1967-68
Overall Record	626-166 (567-152*)
Big Ten Record	310-126 (278-115*)
Non-Conference Record	316-40 (289-37*)
Capacity	12,707
Student Section	"Maize Rage"   founded (1999-200)
Nickname	"The House that Cazzie Built"
Honored Jersey's	5 (RETIRED) No. 33, Cazzie Russell (Dec. 11, 1993) (HONORED) No. 45, Rudy Tomjanovich (Feb. 8, 2003) (HONORED) No. 35, Phil Hubbard (Jan. 11, 2004) (HONORED) No. 41, Glen Rice (Feb. 20, 2005) (HONORED) No. 22, Bill Buntin (Jan. 7, 2006)

### NCAA TOURNAMENT OVERALL SANCTION

Selections: 1948, 1964, 1965, 1966, 1974, 1975, 1976, 1977, 1985, 1986, 1987, 1988, 1989, 1990, 1992\*, 1993\*, 1994, 1995, 1996\*, 1998\*, 2009, 2011, 2012, 2013, 2014, 2016, 2017, 2018

Record	59-27	52-23
Appearances	28	24
First Game Advancement	23	20
First Four	1	1
Second Round	16	14
Sweet 16	15	14
Elite Eight	14	13
Regional Champions	8	6
Final Four	8	6
Title Game	7	5
Titles	1	1

### POSTSEASON NIT OVERALL SANCTION

Selections: 1971, 1980, 1981, 1984, 1991, 1997\*, 2000, 2004, 2006, 2007

Record	25-7	20-7
Appearances	10	9
Titles	3	2
Title Game	4	3
at Home	16-0	14-0
on Road	1-5	0-5
at Madison Square Garden	8-2	6-2

### BIG TEN TOURNAMENT OVERALL SANCTION

Record	26-18	22-17
Titles	3	2
Title Game	4	3
First Round	7-4	6-4
Second Round	4-0	4-0
Quarterfinal	8-9	7-8
Semifinal	4-4	3-4
Championship	3-1	2-1

\* Due to NCAA sanctions, the University of Michigan vacated season records from 1992-93; 1995-96; 1996-97; 1997-98 and 1998-99. U-M also vacated its 1992 Final Four; 1993, 1996 and 1998 NCAA Tournament appearances; 1997 NIT championship and 1998 Big Ten Tournament championship.

### TEAM INFORMATION

Head Coach	John Beilein
Career Record	812-461 (in 41st season)
Record at Michigan	261-143 (in 12th season) -- U-M's all-time leader
BIG Record at Michigan	113-87 (in 12th season)
Assistant Coach	Saddi Washington
Assistant Coach	Luke Yaklich
Assistant Coach	DeAndre Haynes
Director of Basketball Operations	Chris Hunter
Director of Program Personnel	Chinedu Nwachukwu
Video Analyst	Bryan Smothers
Graduate Manager	Jay Shunnar
Athletic Trainer	Alex Wong
Strength & Conditioning	Jon Sanderson
Academic Success Program	Sara Rechnitzer
Basketball Secretary	Lisa Nicholson
Basketball Administrator	Kelsey Arendt

### 2017-18 SEASON IN REVIEW

Record: 33-8 (NCAA National Runner-up)

Big Ten Record: 13-5 (t-4th)

Big Ten Tournament, No. 5 seed

BTT Second Round, defeated #12 Iowa, 77-71 in OT

BTT Quarterfinal, defeated #4 Nebraska, 77-58

BTT Semifinal, defeated #1 Michigan State, 75-64

BTT Championship, defeated #3 Purdue, 75-66

NCAA Tournament, No. 3 seed in the West Regional

NCAA First Round, defeated #14 Montana (61-47)

NCAA Second Round, defeated #6 Houston (64-63)

NCAA Sweet 16, defeated #7 Texas A&M (99-72)

NCAA Elite Eight, defeated #9 Florida State (58-54)

NCAA Final Four, defeated #11 Loyola-Chicago (69-57)

NCAA Championship, lost to #1 Villanova (79-62)

Final Associated Press: 7th (1,231) -- March 5, 2018

Final ESPN/USA Today Coaches: 2nd (756) -- April 2, 2018

### TEAM INFORMATION

Starters Returning/Lost: 3/2

Returning (3): Xavier Simpson (G), Charles Matthews (F), Isaiah Livers (F)

Lost (2): Muhammad-Ali Abdur-Rahkman (G), Moritz Wagner (F)

Players Returning/Lost: 11/7

Newcomers (6)

Freshman Ingas Brazdeikis (guard, Mono, Ontario)

Freshman Colin Castleton (forward, Daytona Beach, Florida)

Freshman David DeJulius (guard, Detroit, Michigan)

Freshman Brandon Johns Jr. (forward, East Lansing, Michigan)

Freshman Adrien Nunez (guard, Brooklyn, New York)

Sophomore Jaron Faulds (forward, Holt, Mich./Columbia)

Players Lost (7)

Graduate Senior Jaaron Simmons (eligibility exhausted)

Senior Muhammad-Ali Abdur-Rahkman (graduation)

Senior Duncan Robinson (graduation)

Junior Moritz Wagner (early NBA entry, 1st Rnd, LA Lakers, 25th pick)

Junior Brent Hibbitts (transfer)

Sophomore Ibi Watson (transfer to Dayton)

Freshman Naji Ozeir (walk-on, no longer with team)

### ATHLETIC COMMUNICATIONS

Associate Director	Tom Wywrot (Main Basketball Contact)
Office	(734) 763-4423
Cell	(734) 320-1148
Email	twywrot@umich.edu
Assistant Director	Megan McIntosh (Secondary Contact)
Office	(734) 763-4423
Cell:	(810) 223-3700
Email	meganmci@umich.edu

### IMG/MICHIGAN SPORTS NETWORK

Flagship Radio Station	WWJ (950AM)
Local Radio Station	WTKA (1050 AM)
Michigan Radio Network	Michigan/IMG Radio Network
IMG Contact	Jack Condon
General Manager	Ron Melnyk
U-M Play-By-Play	Matt Shepard
U-M Analyst	Terry Mills
Engineer	Tony Butler

## Michigan Basketball Roster: 2018-19



No.	Michigan Basketball	Pos.	Hgt.	Wgt.	Class	Hometown (High School/Prep)	Pronunciation Guide
0	David DeJulius	G	6-0	190	Fr.	Detroit, Mich. (East English Village HS)	
1	Charles Matthews	G	6-6	205	Sr.	Chicago, Ill. (St. Rita HS/Kentucky)	
2	Jordan Poole	G	6-5	195	So.	Milwaukee, Wis. (La Lumiere School [Ind.])	
3	Zavier Simpson	G	6-0	190	Jr.	Lima, Ohio (Lima Senior HS)	
4	Isaiah Livers	F	6-7	235	So.	Kalamazoo, Mich. (Central HS)	"live-ers" [like the body part]
5	Adrien Nuñez	G	6-6	205	Fr.	Brooklyn, N.Y. (St. Thomas More Prep [Conn.])	"noon-yez"
11	Colin Castleton	F	6-11	210	Fr.	Daytona Beach, Fla. (Father Lopez Catholic HS)	
13	Ignas Brazdeikis	F	6-7	215	Fr.	Oakville, Ontario, Canada (Orangeville Prep)	"IG-ness"   "brah'z-day-kiss"
14	Rico Ozuna-Harrison	G	5-11	170	So.	Detroit, Mich. (Cass Tech)	
15	Jon Teske	C	7-1	260	Jr.	Medina, Ohio (Medina HS)	"tess-key"
23	Brandon Johns Jr.	F	6-8	225	Fr.	East Lansing, Mich. (East Lansing HS)	
24	C.J. Baird	F	6-5	220	So.	Novi, Mich. (Detroit Catholic Central)	
32	Luke Wilson	G	6-0	170	So.	Boulder, Colo. (Boulder HS)	
44	Jaron Faulds	F	6-10	225	So.	Holt, Mich. (Holt HS/Columbia)	"j'aaron"   "fall'dz"
51	Austin Davis	F	6-10	245	Jr.	Onsted, Mich. (Onsted Community HS)	
55	Eli Brooks	G	6-1	185	So.	Spring Grove, Pa. (Spring Grove Senior HS)	

**Head Coach:** John Beilein ("bee-line")

**Assistant Coaches:** Saddi Washington, Luke Yaklich ("YOCK-litch") & DeAndre Haynes

**Director of Basketball Operations:** Chris Hunter | **Director of Program Personnel:** Chinedu Nwachukwu ("chin-a-do" | "wan-chu-koo")

**Video Analyst:** Bryan Smothers | **Graduate Manager:** Jay Shunnar

**Strength & Conditioning:** Jon Sanderson | **Athletic Trainer:** Alex Wong

#### Michigan Roster Notables

- All U-M players are listed by academic class standing
- U-M Roster Breakdown (16): Senior (1), Junior (3), Sophomore (7), Freshmen (5)
- Charles Matthews (#1) transferred from Kentucky; sat out 2016-17; has two (2) years of eligibility remaining
- Austin Davis (#51) redshirted in 2016-17; has three (3) years of eligibility remaining
- Jaron Faulds (#44) transferred from Columbia; will sit out 2018-19; will have three (3) years of eligibility remaining
- C.J. Baird (#24) is a former student manager who was elevated to walk-on status (2017-18); a scout team player
- Rico Ozuna-Harrison (#14) is a former student manager who was elevated to walk-on status the last two seasons; a scout team player

# Game Notes

MICHIGAN	AP	ESPN/USA Today
Preseason, Oct. 21	19th (437)	18th (265)
week 1, Nov. 12	18th (486)	-
week 2, Nov. 19	9th (1,021)	8th (565)
week 3, Nov. 26	7th (1,213)	5th (638)
week 4, Dec. 3	5th (1,339)	5th (680; 1)
week 5, Dec. 10	5th (1,398; 1 vote)	5th (694; 3 votes)
week 6, Dec. 17	4th (1,442; 1 vote)	5th (678; 3 votes)
week 7, Dec. 24	2nd (1,472; 9 votes)	4th (722; 4 votes)
week 8, Dec. 31	2nd (1,478; 9 votes)	4th (729; 4 votes)
week 9, Jan. 7		
week 10, Jan. 14		
week 11, Jan. 21		
week 12, Jan. 28		
week 13, Feb. 4		
week 14, Feb. 11		
week 15, Feb. 18		
week 16, Feb. 25		
week 17, March 5		
week 18, March 11		
Final		

**ASSOCIATED PRESS POLL (Dec. 31, 2018)**

No.	Team	Record	Total
1.	Duke (35)	11-1	1,530
2.	<b>MICHIGAN (9)</b>	<b>13-0</b>	<b>1,478</b>
3.	Tennessee (12)	11-1	1,469
4.	Virginia (4)	11-0	1,428
5.	Kansas (4)	11-1	1,378
6.	Nevada	13-0	1,317
7.	Gonzaga	12-2	1,200
8.	<b>Michigan State</b>	<b>11-2</b>	<b>1,146</b>
9.	Florida State	11-1	1,063
10.	Virginia Tech	11-1	934
11.	Texas Tech	11-1	893
12.	Auburn	11-2	820
13.	Kentucky	10-2	799
14.	<b>Ohio State</b>	<b>12-1</b>	<b>769</b>
15.	North Carolina	9-3	744
16.	Marquette	11-2	595
17.	Mississippi State	12-1	572
18.	NC State	12-1	424
19.	Houston	13-0	368
20.	Buffalo	12-1	353
21.	<b>Indiana</b>	<b>11-2</b>	<b>330</b>
22.	<b>Wisconsin</b>	<b>10-3</b>	<b>250</b>
23.	Oklahoma	11-1	244
24.	<b>Nebraska</b>	<b>11-2</b>	<b>204</b>
25.	<b>Iowa</b>	<b>11-2</b>	<b>182</b>

**OTHERS:** Arizona State 116, Kansas State 61, Villanova 43, Seton Hall 24, TCU 20, Cincinnati 14, Iowa State 10, Florida 6, **Purdue 6**, Toledo 5, Louisville 3, St. John's 1, North Texas 1.

**ESPN/USA TODAY POLL (Dec. 31, 2018)**

No.	Team	Record	Total
1.	Duke	11-1	759
2.	Virginia	11-0	757
3.	Tennessee	11-1	734
4.	<b>MICHIGAN</b>	<b>13-0</b>	<b>729</b>
5.	Nevada	13-0	655
6.	Kansas	11-1	643
7.	<b>Michigan State</b>	<b>11-2</b>	<b>593</b>
8.	Gonzaga	12-2	577
9.	Florida State	11-1	518
10.	Virginia Tech	11-1	490
11.	Texas Tech	11-1	442
12.	<b>Ohio State</b>	<b>12-1</b>	<b>413</b>
13.	Auburn	11-2	403
14.	Kentucky	10-2	391
15.	North Carolina	9-3	374
16.	Mississippi State	12-1	299
17.	Houston	13-0	233
18.	Marquette	11-2	211
19.	N.C. State	12-1	179
20.	Buffalo	12-1	134
20.	<b>Iowa</b>	<b>11-2</b>	<b>134</b>
22.	<b>Indiana</b>	<b>11-2</b>	<b>128</b>
23.	<b>Wisconsin</b>	<b>10-3</b>	<b>117</b>
23.	<b>Nebraska</b>	<b>11-2</b>	<b>117</b>
25.	Oklahoma	11-1	96

**OTHERS:** Arizona State 71; Villanova 37; Cincinnati 34; Texas Christian 27; Kansas State 26; Iowa State 23; Seton Hall 18; Florida 12; Central Florida 9; **Purdue 7**; Furman 5; North Texas 3; St. John's 1; Toledo 1.

**WHO ARE THE MICHIGAN WOLVERINES?**

- The Wolverines are led by head coach John Beilein, who begins his 12th season in Ann Arbor. Beilein has spent 41 years coaching college basketball and 44 total years in basketball. He has never been an assistant coach.
- Michigan assistant staff includes Saddi Washington (third season) as well as Luke Yaklich (yock-litch) and DeAndre Haynes, who are both in their second seasons. Washington oversees the entire team and works with the big men, while Haynes assists Beilein with offense, and Yaklich serves as the defensive coordinator.
- Michigan features a 16-player roster, with a rotation that could go as deep as many as 10.
- Some would say, the Wolverines are even developing into a "positionless" team with several players playing multiple spots during a game -- i.e. Isaiah Livers has played three positions (the three through five) and Ignas Brazdeikis has been seen playing two (the two and four).
- Overall, the Wolverines play a read-and-react offense with ball screen action as a mainstay in sets. However this season, U-M has adjusted to its personnel with more cutting, downhill attacks and driving to the basket at a much higher level than ever before.
- Michigan has the ability to play a big line up with 7-1 Jon Teske in the middle, or rotate to a smaller set with Isaiah Livers subbing in.
- U-M plays primarily a man-to-man defense, which is coordinated through Yaklich.
- Known throughout John Beilein's tenure as one of the best offensive teams in the country, the Wolverines have changed the narrative to becoming an elite defensive team while maintaining their offensive prowess.
- As voted by their teammates and coaches, Charles Matthews and Zavier Simpson will serve as captains for the 2018-19 season.

**THE LAST OF THE UNDEFEATEDS ...**

- U-M is one of four teams still undefeated as the Wolverines are 13-0 heading into the Penn State game.
  - No. 6/5 Nevada (13-0) --> at Utah State (Jan. 2)
  - No. 19/17 Houston (13-0) --> vs. Tulsa (Jan. 2)
  - No. 2/4 Michigan (13-0) --> vs. Penn State (Jan. 3)
  - No. 4/2 Virginia (12-0) --> vs. Florida State (Jan. 5)

**STAYING PERFECT THROUGH 13 GAMES**

- Michigan has begun a season a perfect 13-0 for the third time in the program's 103 year history. Overall it is the fourth time to open a season undefeated before January. In each of those years, the Wolverines have etched some history into the books ... check the list below
  - 2012-13, started 16-0, finished 31-8 and were the national runner-up
  - 1985-86, started 16-0, finished 28-5 and won Big Ten championship
  - 2018-19, started 13-0, ???
  - 1988-89, started 11-0, finished 30-7 and won the national championship

**FROM THE POLLS**

- Michigan is ranked No. 2 by the Associated Press and No. 4 by the ESPN/USA Today Coaches poll.
- Overall, U-M is one of seven Big Ten teams among the nation's top 25 -- Michigan State (No. 8/7), Ohio State (No. 14/12), Indiana (No. 21/22), Wisconsin (No. 22/23), Nebraska (No. 24/23) and Iowa (No. 25/20).
- During John Beilein's tenure at U-M, the Wolverines have been ranked in a regular season poll a total of 80 weeks. In fact from 2011 to 2014, the Maize and Blue stayed among the nation's top 25 for 43 straight weeks.
- Under Beilein, U-M reached the top of the polls with a No. 1 AP and No. 2 ESPN/Coaches ranking during the 2012-13 season -- Jan. 28, 2013. In fact, the Wolverines stayed among the top 10 that entire season, which ended with the first trip to the Final Four in 20 years and eventual national title game against Louisville.

**A FEW MORE RANKED NUMBERS**

- Michigan has won all three of its match-ups against ranked opponents this season -- all by double digits -- at No. 8/8 Villanova (73-46, +27), No. 11/13 North Carolina (84-67, +17) and No. 19/18 Purdue (76-57, +19).
- After the 76-57 win over No. 19/18 Purdue (Dec. 1), Michigan is 6-1 in its last seven home games against ranked opponents, with the lone loss coming by one point (70-69) last year to No. 5/7 Purdue (Jan. 9, 2018).

**2018 ... WHAT A GREAT YEAR!**

- Michigan went 34-5 during the 2018 calendar year.
- U-M repeated as Big Ten Tournament champions -- winning four games in four days for a second straight year -- and advanced to its second Final Four and national title game in the last six years.
- In the stretch of 39 games, U-M recorded a 14-game winning streak only to have it snapped by Villanova in the national championship. The Wolverines nearly matched that streak as they are on a 13-game winning streak that opened 2018 and will stretch into 2019.
- During 2018, the Maize and Blue defeated eight nationally ranked teams -- with five of those among the top 10, including two over rival Michigan State.
- Breaking down the games, U-M went 16-1 in home games and 18-4 in road/neutral games.
- Among the five losses in 2018, three were true road games, three were against top 5 opponents, one was a one-point home loss and one was in the national title game -- No. 5/7 Purdue (L, 70-69; Jan. 9), at Nebraska (L, 72-52; Jan. 18), at No. 3/3 Purdue (L, 92-88; Jan. 25), at Northwestern (L, 61-52; Feb. 6) and vs. No. 2/2 Villanova (L, 79-62; April 2).

**A PROGRAM DEFINING MOMENT**

- After starting 58-62 three and a half seasons into his U-M coaching career, John Beilein had a tenure changing win at Michigan State, 61-57, on Jan. 27, 2011. After heavy snow cancelled travel the night before, U-M made it to the Breslin Center about an hour before tipoff and used a late Stu Douglass 3-pointer to upset the Spartans -- U-M's first win in East Lansing in 14 years.
- Since that rivalry road win, Beilein's Wolverines have gone 203-81 (71%) and captured two Big Ten regular season titles (2012 & 2104), back-to-back Big Ten Tournament titles (2017, '18), made seven NCAA trips including four Sweet 16s, three Elite Eights, two Final Fours and two title game appearances (2013, '18).

## Game Notes

### A-MAIZE-ING NUMBERS

- Since U-M's a 61-52 loss at Northwestern (Feb. 6, 2018) last season, the Maize and Blue has won 27 of its past 28 contests -- including a 14-game winning streak. The lone loss was in the 2018 national championship game against Villanova. Of those 27 victories, 19 have come by double figures.
- With a 13-0 record, it marks just the second time under John Beilein (since 2007-08) U-M has been undefeated to start January. The other occurrence was the 2012-13 campaign, when the team got off to a program-best 16-0 start, and did not drop its first game until Jan. 13 -- a 56-53 loss at No. 15 Ohio State when Trey Burke's game-tying three went halfway down and then rattled out. That season, the Wolverines advanced all the way to the national title game, where they fell to Louisville.
- The Wolverines add an impressive 27-1 record in their last 27 games at Crisler Center. The lone home setback was a 70-69 win by No. 5/7 Purdue (Jan. 9, 2018) after the Boilermakers Isaac Haas made a free throw with four seconds left to defeat the Wolverines in the final seconds.
- Since U-M's well-documented plane accident prior to the start of the 2017 Big Ten Tournament and postseason run, the Wolverines have gone 52-9.
- Michigan has won 20 straight games against non-conference opponents at Crisler Center. The last non-conference home loss was a 73-70 setback against Virginia Tech (Nov. 30, 2016) in the ACC/Big Ten Challenge.

### A FEW SMALL FUN ITEMS

- Did you know, John Beilein has never been an assistant coach? His entire career has been as a head coach on all levels. However, there is one exception when he was an assistant under Bob McKillop with USA Basketball at the 2013 World University Games.
- Jon Teske is known as "Big Sleep" for his quiet personality, however, there has been a push to change that to "Big Nasty" -- especially by big men coach Saddy Washington.

### DON'T LEAVE JP OPEN

- Jordan Poole continues to have a breakout sophomore season as he has doubled his offensive production going from 6.0 ppg to 13.5 ppg this season.
- Poole has scored in double figures in eight straight games, with a pair of 20-plus point games -- including a career-best 26 against South Carolina.
- In this eight games stretch, Poole has averaged 17.1 points per game and shot 28-for-47 (59.5%) from long distance.
- He has knocked down 28 of his team-leading 34 3-pointers in this eight game stretch, which is just six away from his freshman total of 40.
- So far this season, Poole has drained five-or-more 3-pointers in four games this season, including a career-best six against Binghamton (Dec. 30). Last season he had one game of five 3-pointers -- against Indiana (Dec. 2).
- Poole is proving to not just be a shooter this season as he has eight games with five-or-more rebounds giving him 51 total (3.9 rpg). In 39 games last season as a freshman, Poole grabbed a total of 53 rebounds (1.4 rpg).
- Poole has recorded an assist in every game this season and is averaging 2.2 per game as he has five games of three-or-more -- including a career-best four three times -- North Carolina (Nov. 28), South Carolina (Dec. 8) and Binghamton (Dec. 30).

### THE NEW SIXTH MAN

- Sophomore Isaiah Livers has taken over Duncan Robinson's role from a season ago. Robinson, who moved into the starting lineup to close out the season went on to earn U-M's first ever Big Ten Sixth Man of the Year honor and this season Livers is looking to fill his shoes.
- What is even more impressive than adjusting to coming off the bench is Livers learning three positions as he actually comes off the bench to play either the three (Charles Matthews), four (Ignas Brazdeikis) or five (Jon Teske) positions for John Beilein.
- Averaging 7.9 points per game, Livers has come off the bench to score in double figures in five games -- after posting three total last season.
- In fact, Livers scored a career-best 17 points -- on 8-for-10 shooting against Binghamton (Dec. 30) to close 2018.
- He is shooting 50.7 percent from the field and has already made 20 3-pointers (43.5%), which is one away from his entire freshman year total (21).
- He has pulled down 4.2 rebounds per game, including grabbing eight of his 13 offensive boards over the last five games.

### MAKING AN IMPACT

- Ignas Brazdeikis is primarily a right-handed person. However, he shoots and drives primarily left in games. Moreover as the season has progresses, his ambidextrous ability to score, shoot and pass has made him even more dangerous as you really don't know where he will attack.
- Brazdeikis' snake tattoo on his left forearm became a social media topic as it was compared to the Harry Potter novels and movies -- for being in the Slytherin House. However, it is a personal tattoo for Iggy to "always remember to avoid temptation."
- Brazdeikis has made the most of his early time with U-M starting all 13 games and leading the Wolverines with 16.5 points per game. He has 11 double figure scoring games with five 20-plus point games including a career-best 25 against North Carolina.
- For his efforts Brazdeikis has already been named the Big Ten's Freshman of the Week three times -- Dec. 3, Dec. 10 and Dec. 31. He is tied with Nik Stauskas for third all-time for a Wolverine earning the conference accolade -- Tim Hardaway Jr. (4) and Trey Burke (7).
- Brazdeikis is shooting 50.7 percent from the field and has eight games with five-or-more field goals including a career-best nine in three games. Adding to that he is shooting 42.9 percent from deep (18-for-42) and leads U-M with a 76.9 free throw percentage.
- He hauls in 5.1 rebounds per game with eight games of five-or-more and five games of seven-plus including a career-best eight against Binghamton (Dec. 31).

### 20-PLUS POINT GAMES

<b>Ignas Brazdeikis</b>		<b>5 (5-0)</b>
22	vs. Providence (11/18/2018)	W, 66-47
20	Chattanooga (11/23/2018)	W, 83-55
24	#11/13 North Carolina (11/28/2018)	W, 84-67
23	at Northwestern (12/4/2018)	W, 62-60
21	Binghamton (12/30/2018)	W, 74-52
<b>Charles Matthews</b>		<b>10 (9-1)</b>
20	North Florida (11/11/2017)	W, 86-66
28	vs. LSU (11/20/2017)	L, 77-75
22	vs. Chaminade (11/21/2017)	W, 102-64
20	UCLA (12/9/2017)	W, 78-69 ot
20	vs. Detroit Mercy (12/16/2017)	W, 90-58
31	Alabama A&M (12/21/2017)	W, 97-47
20	vs. Montana (3/15/2018)	W, 61-47
20	Holy Cross (11/10/2018)	W, 56-37
25	vs. George Washington (11/17/2018)	W, 86-61
21	North Carolina (11/28/2018)	W, 84-67
25	Western Michigan (12/15/2018)	W, 70-62

### Jordan Poole

<b>Jordan Poole</b>		<b>3 (3-0)</b>
22	vs. George Washington (11/17/2018)	W, 84-61
21	Purdue (12/1/2018)	W, 76-57
26	South Carolina (12/8/2018)	W, 89-78

### 30-PLUS POINT GAMES

<b>Charles Matthews</b>		<b>1 (1-0)</b>
31	Alabama A&M (12/21/2017)	W, 97-47

### 10-PLUS REBOUND GAMES

<b>Isaiah Livers</b>		<b>1 (1-0)</b>
10	Holy Cross (11/10/2018)	W, 56-37
<b>Charles Matthews</b>		<b>4 (4-0)</b>
10	vs. Chaminade (11/21/2017)	W, 102-64
11	Minnesota (2/3/2018)	W, 76-73 ot
11	vs. Montana (3/15/2018)	W, 61-47
10	Western Michigan (12/15/2018)	W, 70-62

### Zavier Simpson

<b>Zavier Simpson</b>		<b>1 (1-0)</b>
11	vs. George Washington (11/17/2018)	W, 84-61

### Jon Teske

<b>Jon Teske</b>		<b>4 (4-0)</b>
11	Southern Miss (11/16/2017)	W, 61-47
10	vs. Detroit Mercy (12/16/2017)	W, 90-58
12	Chattanooga (11/23/2018)	W, 83-55
10	at Northwestern (12/4/2018)	W, 62-60

### 10-PLUS ASSIST GAMES

<b>Charles Matthews</b>		<b>1 (1-0)</b>
12	UC Riverside (11/26/2017)	W, 87-42
<b>Zavier Simpson</b>		<b>1 (1-0)</b>
10	Binghamton (12/30/2018)	W, 74-52

### DOUBLE-DOUBLES

<b>Charles Matthews</b>		<b>4 (4-0)</b>
22P, 10R, vs. Chaminade (11/21/2017)		W, 102-64
17P, 12A, UC Riverside (11/26/2017)		W, 87-42
13P, 11R, Minnesota (2/3/2018)		W, 76-73 ot
20P, 11R, vs. Montana (3/15/2018)		W, 61-47
25P, 10R, Western Michigan (12/15/2018)		W, 70-62
<b>Zavier Simpson</b>		<b>1 (1-0)</b>
14P, 11R, vs. George Washington (11/17/2018)		W, 84-61
<b>Jon Teske</b>		<b>2 (2-0)</b>
10P, 11R, Southern Miss (11/16/2017)		W, 61-47
15P, 10R, vs. Detroit Mercy (12/16/2017)		W, 90-58

## Game Notes

### MICHIGAN'S ALL-TIME WINS LEADER

- With 261 victories, John Beilein is Michigan's all-time winningest coach.
- Beilein has compiled eight (8) of U-M's 29 total 20-win seasons in program history -- over a quarter. In fact, he owns two of the four 30-win season including the all-time record of 33 set in 2018-19.

### U-M ALL-TIME WIN LEADERS

261	John Beilein (2007-present, 11 seasons)
209	Johnny Orr (1968-80, 12 seasons)
191	Bill Frieder (1980-89, 8.5 seasons)
184	Steve Fisher (1989-97, 8.5 seasons)

### SIGNIFICANT WINS FOR BEILEIN AT U-M

1	Radford (88-55) on Nov. 9, 2007 in his U-M debut
50	at Clemson (69-61) on Nov. 30, 2010
100	Arkansas (80-67) on Dec. 8, 2012
121	Florida in Elite Eight (79-59) on March 31, 2013 <i>U-M's first Final Four in 20 years</i>
122	Syracuse in Final Four (61-56) on April 6, 2013 <i>U-M's first title game in 20 years</i>
150	Tennessee (73-71) on March 28, 2014 <i>U-M's second straight NCAA Elite Eight</i>
200	Penn State (72-69) on Jan. 4, 2016 at Crisler Center
209	at Nebraska (93-57) on March 5, 2017 <i>Ties U-M's all-time win record</i>
210	vs. Illinois (75-55) on March 9, 2017 <i>Sets U-M's all-time win record, passing Orr (209)</i>
213	vs. Wisconsin (71-56) on March 12, 2017 <i>Wins Big Ten Tournament title</i>
228	at Iowa (75-68) on Jan. 2, 2018 <i>Becomes 21st B1G coach to reach 100 conference wins &amp; Second U-M coach with 100 B1G wins</i>
243	vs. Purdue (75-66) on March 4, 2018 <i>Wins second straight Big Ten Tournament title</i>
247	vs. Florida State (58-54) on March 24, 2018 <i>Advances to second Final Four at U-M</i>
248	vs. Loyola-Chicago (69-57) on March 31, 2018 <i>Advances to second national title game</i>

### ANOTHER MILESTONE REACHED FOR COACH B

- John Beilein is the 21st coach in Big Ten history to reach 100-plus regular season wins.
- Beilein is the second Wolverine coach to reach 100 Big Ten wins following and needs 10 more to pass Johnny Orr's all-time mark of 120.
- Beilein has 10-or-more wins in the Big Ten regular season in six of his last seven seasons.
- Currently, the Big Ten has three active coaches with 100-plus wins -- Michigan State's Tom Izzo (274, 24 seasons), Purdue's Matt Painter (142, 14 seasons) and Beilein (113, 12 seasons).

### 100-PLUS B1G REGULAR SEASON WINS COACHES

1.	Bob Knight, Indiana (1972-2000)	353
2.	Tom Izzo, Michigan State (1995-pres)	274
3.	Gene Keady, Purdue (1981-2005)	265
4.	Ward Lambert, Purdue (1917, '19-45)	228
5.	Lou Henson, Illinois (1976-96)	214
6.	Branch McCracken, Indiana (1939-43, '47-65)	210
7.	Jud Heathcote, MSU (1976-95)	182
8.	Harry Combes, Illinois (1948-67)	174
9.	Bo Ryan, Wisconsin (2002-16)	172
10.	Fred Taylor, Ohio State (1959-76)	158
	Walter Meanwell, Wisconsin (1912-17, '21-34)	158
12.	Harold Olsen, Ohio State (1923-46)	154
13.	Thad Matta, Ohio State (2005-17)	150
	Harold "Bud" Foster, Wisconsin (1935-59)	143
15.	Matt Painter, Purdue (2005-pres)	142
	Arthur Lonborg, Northwestern (1928-50)	138
17.	Tom Davis, Iowa (1986-99)	125
18.	Johnny Orr, Michigan (1969-80)	120
19.	John Beilein, Michigan (2007-pres)	113
20.	Dave MacMillan, Minnesota (1928-42, '46-48)	108
21.	L.J. Cooke, Minnesota (1897-1924)	103

### THE LITTLE ENGINE THAT CAN

- Zavier Simpson continues to be the main engine for U-M as he controls the Wolverines offense and defense.
- So far this season, Simpson is averaging 6.7 points, 6.2 assists and 4.8 rebounds per game. He also adds a team-best 20 steals.
- Simpson has five-or-more assists in 11 games and leads U-M with 6.2 per game. He recently recorded his first double-digit assist game with a career-best 10 against Binghamton (Dec. 31).
- After grabbing a career-best 11 rebounds vs. George Washington (Nov. 17), Simpson posted his first career double-double (14 points, 11 rebounds). He just missed and possible U-M sixth triple-double as he closed eight assists.
- He nearly added a second U-M first against Binghamton (Dec. 31). After dishing a career-best 10 assists, he grabbed nine rebounds nearly becoming the first ever Wolverine to record a double-double for rebounds and assists -- other than the five triple-doubles in U-M history.

### 13 GAMES IN FOR THE MAIZE AND BLUE

- Through 13 games, U-M is averaging 73.2 points per game, more than +18.1 than its opponents (55.1).
- Currently, U-M is ranked fourth nationally for scoring defense efficiency by KenPom.com. U-M has held its opponents to 70-or-fewer points in 12 games, with nine games of 60-or-fewer points scored and four with 50-or-fewer points. South Carolina remains the only team to surpass 70 points, scoring 78.
- Michigan scored a season-high 89 points in home win over South Carolina. U-M is 73-4 under U-M coach John Beilein when scoring 80-or-more points.
- After a long range slump to start the season making just 14 3-pointers in the first three games, U-M has been on fire ever since averaging 9.6 per game -- recording six games with 10-plus.
- U-M has six games of 10-plus triples -- including a season-high 15 vs. George Washington (Nov. 17), which, at the time, double U-M's season total output on the season.
- Michigan has shot 50 percent or better from the field in four games, including a season-best 57.4 percent against North Carolina. Overall, U-M is checking in at a 46.7 season percentage.
- U-M have taken its game inside the arc 60 percent of the time and is shooting 52.6 percent (232-for-441) on two pointers. From long range, the Wolverines are 110-for-292 (37.7 percent).
- The Wolverines average 6.5 steals per game and has swiped five-or-more in the last five straight games. This season U-M has three games with 10-plus in a game, including a season-high 11 at Villanova.
- U-M has six players with 10-or-more this season led by Zavier Simpson's 20. Last season, Simpson led U-M with 53 steals, 15 more than the next closest Wolverine.
- So far through 13 games the Maize and Blue have had a Wolverine score 20-plus points in a game -- Ignas Brazdeikis (5), Charles Matthews (4) and Jordan Poole (3). In 41 games last season U-M totaled 24 games with a Wolverine scoring 20-plus points.
- Ignas Brazdeikis (65) and Charles Matthews (63) combine for over half (128) of U-M's total free throw attempts on the season (241). The next closest Wolverines are Jon Teske (33) and Jordan Poole (27).
- Jon Teske leads U-M in rebounding (6.3 rpg) and blocks (2.1 bpg; 27 total). He adds 7.5 points per game and has posted a career-best-tying 17 points, twice -- vs. Providence (Nov. 18) and No. 19/18 Purdue (Dec. 1).
- Teske leads U-M with 27 blocks, as he passed his entire sophomore season total of 26. He has recorded at least one block in 12 of 13 games and has twice swatted a career-best five blocks -- Holy Cross (Nov. 11) and No. 11/13 North Carolina (Nov. 28). He needs just six more to equal his total of his first two seasons combined (33).

### GETTING DEFENSIVE

- Michigan has a fourth best defensive efficiency rating according to Ken Pom.
- U-M opponents are scoring 55.1 points per game -- third lowest in the country.
- Michigan has held an opponent to 30 or fewer points in 18 of 26 halves.
- U-M has held its opponent to less than 40 percent shooting in nine games.
- U-M is 20th in the nation for field goal percentage defense at 38.4 percent.
- U-M opponents are shooting 31.1 percent on three-pointers, averaging just 5.1 per game.
- U-M is out-rebounding its opponents by 5.2 per game -- 37.2 to 32.1
- U-M has forced its opponents into 13.4 turnovers per game.
- U-M opponents have twice had 20-plus turnovers in a game -- at #8/8 Villanova (21) and Air Force (20).

### MORE ON THE DEFENSIVE EFFORTS

- Last season, Michigan led the Big Ten allowing 63.3 points per game, which was eighth in the nation. It was the Wolverines who led the conference in scoring defense for the first time since the 1964 season -- 54 years.
- In program history, U-M has led the Big Ten in defense just three times in its 103 years -- 1948 (46.3), 1952 (56.2) and 1964 (75.5).
- Michigan currently has the fourth best defensive efficiency in the nation according to KenPom.com. The defensive efficiency is calculate by points allowed per 100 defensive possessions, same as offensive.
- Below is a breakdown of the John Beilein U-M era offensive and defensive efficiencies

Season	Offensive	Defensive	Season Highlights
2007-08	162nd	129th	-
2008-09	40th	67th	NCAA 2nd Rd.
2009-10	101st	58th	-
2010-11	39th	37th	NCAA 2nd Rd.
2011-12	19th	56th	B1G Champions, NCAA 1st Rd.
2012-13	1st	37th	Final Four & NCAA Runner-up
2013-14	3rd	89th	B1G Champions, NCAA Elite Eight
2014-15	67th	100th	-
2015-16	30th	92nd	NCAA First Four & 1st Rd.
2016-17	4th	69th	BTT Champions, NCAA Sweet 16
2017-18	35th	3rd	BTT Champions, Final Four & NCAA Runner-up
2018-19	24th	4th	???

## Game Notes

### PROTECTING THE BALL

- During U-M coach John Beilein's tenure, U-M consistently ranks as one of the nation's best teams at not turning over the ball. This year is no different with U-M averaging 9.61, which is sixth nationally.
- The Wolverines have been among the nation's top 10 in eight of the last 12 seasons. Beilein's Wolverines led the nation with 9.15 turnovers a game during the 2016-17 season and were second nationally in 2017-18 with 9.27 per game. In the 2012-13 season, U-M also led the country with 9.43 turnovers per game.
- Under Beilein, all 12 of his seasons are part of U-M's top 10 spots all-time for season turnover average.
- Below is a breakdown of U-M's turnovers during the Beilein era:

Season	Average	National
2016-17 (#1)	9.15	1st
2017-18 (#2)	9.27	2nd
2013-14 (#3)	9.32	7th
2012-13 (#4)	9.43	1st
2014-15 (#5)	9.56	8th
-> 2018-19 (??)	9.61	6th
2015-16 (#6)	9.70	6th
2010-11 (#7)	10.03	5th
2009-10 (#8)	10.19	5th
2011-12 (#9)	10.88	17th
2008-09 (#10)	11.49	16th
2007-08 (#11)	12.88	56th

### NO NEED TO WHISTLE THE WOLVERINES

- As with turning the ball over, under John Beilein, U-M has continued to rank as one of the best for not committing fouls. In fact, U-M has ranked among the top 15 in eight of Beilein's 12 seasons.
- Last season, U-M finished 28th in the nation with 13.0 per game. This season with a 13.3 per game average, the Wolverines are second the nation.
- Under Beilein, U-M was tops in the nation in 2013-14 (14.2) and was second in 2012-13 (12.7).
- Below is a breakdown of U-M's personal foul rankings during the Beilein era:

Season	Average	National
2013-14	14.2	1st
2012-13	12.7	2nd
-> 2018-19	13.3	2nd
2009-10	14.6	5th
2015-16	15.5	5th
2016-17	15.1	6th
2014-15	14.2	7th
2007-08	15.1	10th
2008-09	15.3	13th
2011-12	15.6	21st
2017-18	15.7	28th
2010-11	16.8	43rd

### LONG-RANGE CONSISTENCY

- With John Beilein's offensive system, the Wolverines have been known for spreading the floor and utilizing the 3-pointer to their advantage.
- In the 2016-17 season, Michigan set a new school record for the second straight season with 361 3-point field goals. Last season, U-M tied that record with another 361 in the 2017-18 campaign and Final Four run.
- U-M has 200-plus triples in 11 seasons under Beilein. In fact, U-M has five seasons with 300-plus -- 361 (2016-17), 361 (2017-18), 342 (2015-16), 319 (2013-14) and 305 (2008-09).
- During Beilein's tenure, U-M's 3-point output is among the all-time top 10 list in nine seasons. The only blemish holding Beilein back from holding all 10 spots is U-M's 1997-98 season. That season the Wolverines made 260 total triples, which currently is the eighth best all-time.
- The full list of long range shooting under Beilein are below (U-M ranking):

Season (Rank)	Total	Games
2016-17 (#T1)	361 (9.5)	38 games
2017-18 (#T1)	361 (8.8)	41 games
2015-16 (#3)	342 (9.5)	36 games
2013-14 (#4)	319 (8.4)	37 games
2008-09 (#5)	305 (8.7)	35 games
2012-13 (#6)	296 (7.6)	39 games
2010-11 (#7)	283 (8.1)	35 games
2011-12 (#8)	276 (8.1)	34 games
2014-15 (#9)	250 (7.8)	32 games
2007-08 (#10)	228 (7.1)	32 games
-> 2018-19 (??)	110 (8.4)	13 games

### #GOBLUE --> #PROBLUE

- Michigan has nine former Wolverines playing in the NBA -- with eight of those former John Beilein players. The list includes:
  - Trey Burke (2011-13), New York Knicks
  - Jamal Crawford (1999-2000), Phoenix Suns
  - Tim Hardaway Jr. (2010-13), New York Knicks
  - Caris LeVert (2013-16), Brooklyn Nets
  - Duncan Robinson (2015-18), Miami Heat (*two-way*)
  - Glenn Robinson III (2012-14), Detroit Pistons
  - Nik Stauskas (2012-14), Portland Trailblazers
  - Moritz Wagner (2015-18), Los Angeles Lakers
  - D.J. Wilson (2015-17), Milwaukee Bucks

- Michigan has five former Wolverines in the NBA G League -- all four who played under Beilein. The list includes:
  - Muhammad-Ali Abdur-Rahkman (2015-18), Canton Charge
  - Jon Horford (2012-14), Grand Rapids Drive
  - Zak Irvin (2014-17), Westchester Knicks
  - Darius Morris (2009-11), Santa Cruz Warriors
  - Duncan Robinson (2015-18), Sioux Falls Skyforce (*two-way*)

- Michigan has eight former players playing professionally in Europe -- all eight who played under Beilein. The list includes:
  - Stu Douglass (2008-12), Israel
  - Zak Irvin (2014-17), Mexico
  - Manny Harris (2007-09), Greece
  - Jordan Morgan (2010-14), Turkey
  - Jevohn Shephard (2006-09), France
  - DeShawn Sims (2007-10), Italy
  - Jaaron Simmons (2017-18), Switzerland
  - Derrick Walton Jr. (2014-17), Turkey

- Michigan has 10 additional Wolverines working with NBA franchises, scouting or with media outlets. The list includes:
  - Juwan Howard (1991-94), Assistant Coach with Miami Heat
  - Mark Hughes (1985-89), Assistant GM of L.A. Clippers
  - Tim McCormick (1980-84), Analyst for ESPN basketball
  - Terry Mills (1987-90), Analyst U-M Radio
  - Rob Pelinka (1988-93), General Manager of L.A. Lakers
  - Glen Rice (1985-89), Scout for Miami Heat
  - Jalen Rose (1992-94), ESPN Talent, host "Get Up"
  - Campy Russell (1972-74), Alumni Relations with Cleveland
  - Rudy Tomjanovich (1967-70), Consultant for L.A. Lakers
  - Chris Webber (1992-93), NBA Analyst for TNT

### MICHIGAN & THE NBA DRAFT

- Michigan has 59 Wolverines selected in the NBA Draft.
- Michigan has six Wolverines chosen among the top five, including two No. 1 overall picks - Cazzie Russell (1966, N.Y. Knicks) and Chris Webber (1993, Orlando Magic)
- Michigan has 27 of 59 players selected in the first round. Since 1988, U-M has 18 of its last 26 players chosen in the first round.
- Since John Beilein's arrival, U-M has nine NBA selection including seven first-round selections. The list includes:
  - Darius Morris, 2011: L.A. Lakers (2nd, No. 41)
  - Trey Burke, 2013: Minnesota T'wolves (1st, No. 9)
  - Tim Hardaway Jr., 2013: N.Y. Knicks (1st, No. 24)
  - Nik Stauskas, 2014: Sacramento Kings (1st, No. 8)
  - Mitch McGary, 2014: Oklahoma City Thunder (1st, No. 21)
  - Glenn Robinson III, 2014: Minnesota T'wolves (2nd, No. 40)
  - Caris LeVert, 2016: Brooklyn Nets (1st, No. 20)
  - D.J. Wilson, 2017: Milwaukee Bucks (1st, No. 17)
  - Moritz Wagner, 2018: L.A. Lakers (1st, No. 25)



## Game Notes

### U-M 1,000 POINT SCORERS UNDER BEILEIN

U-M Head Coach John Beilein has 26 total 1,000 point scorers -- 12 at Michigan; six at Le Moyne; three at Canisius; three at West Virginia -- including son, Patrick (1,001) -- and two at Richmond.

### BEILEIN'S MICHIGAN 1,000 POINT SCORERS (12)

Manny Harris (2008-10)	1,668
Zak Irvin (2014-17)	1,610
DeShawn Sims (2008-10)	1,584
Tim Hardaway Jr. (2011-13)	1,532
Derrick Walton Jr. (2014-17)	1,471
Muhammad-Ali Abdur-Rahkman (2015-18)	1,314
Trey Burke (2012-13)	1,231
Moritz Wagner (2016-18)	1,114
Zack Novak (2009-12)	1,082
Duncan Robinson (2015-18)	1,072
Caris LeVert (2013-16)	1,070
Nik Stauskas (2013-14)	1,060

### BEILEIN'S CAREER 1,000 POINT SCORERS

Len Rauch, Le Moyne (1988-91)	1,876
Michael Meeks, Canisius (1993-96)	1,827
Kevin Pittsnogle, West Virginia (2003-06)	1,708
Manny Harris, Michigan (2008-10)	1,668
Zak Irvin, Michigan (2014-17)	1,610
Darrell Barley, Canisius (1993-96)	1,587
DeShawn Sims, Michigan (2008-10)	1,584
Tim Hardaway Jr., Michigan (2011-13)	1,532
Craig Wise, Canisius (1993-95)	1,481
Derrick Walton Jr., Michigan (2014-17)	1,471
Scott Hicks, Le Moyne (1985-88)	1,470
Peter Jerebko, Le Moyne (1985-88)	1,384
Muhammad-Ali Abdur-Rahkman (2015-18)	1,313
James Henderson, Le Moyne (1984-87)	1,272
Trey Burke, Michigan (2012-13)	1,231
Tom Herhusky, Le Moyne (1990-92)	1,196
Greg Stevenson, Richmond (2000-01)	1,125
Moritz Wagner (2016-18)	1,114
Reggie Brown, Richmond (2000-02)	1,113
Zack Novak, Michigan (2009-12)	1,082
Duncan Robinson (2015-18)	1,072
Caris LeVert, Michigan (2013-16)	1,070
Johannes Herber, West Virginia (2003-06)	1,069
Nik Stauskas, Michigan (2013-14)	1,060
Russell Barnes, Le Moyne (1987-90)	1,052
Patrick Beilein, West Virginia (2003-06)	1,001

### ACTIVE COACHES UNDER BEILEIN

U-M Head Coach John Beilein has 16 former assistants or staffers coaching on the college and prep level.

### BEILEIN COACHING TREE (16)

- Patrick Beilein: Le Moyne (2015-present)
- Kevin Broderick: Nazareth College (2009-present)
- Matt Brown: State Fair Community College (2017-present)
- Jerry Dunn: Tuskegee University (2014-present)
- Mike Jones: Radford (2011-present)
- LaVall Jordan: Butler (2017-present)
- C.J. Lee: Wesleyan Christian Academy (2018-present)
- Mike MacDonald: Daemen College (2014-present)
- John Mahoney: IMG Academy (2012-present)
- Joe Mazzulla: Fairmont State (2017-present)
- Jeff Neubauer: Fordham (2015-present)
- Dave Niland: Penn State Behrend (1993-present)
- Waleed Samaha: A2 Huron Girl's Basketball (2018-present)
- Phil Seymore: Fredonia State (2013-present)
- Zach Spiker: Drexel (2016-present)
- Reggie Witherspoon: Canisius (2016-present)

### HOW ABOUT SOME BEILEIN TIDBITS

- John Beilein has spent 12 years at Michigan and 41 as a collegiate head coach.
- Beilein's 12 seasons equal Johnny Orr's all-time mark of 12 seasons patrolling the sidelines in Ann Arbor.
- Beilein has never served as an assistant coach during his entire coaching career. However, it should be noted he was an assistant, along with South Carolina's Frank Martin, under Bob McKillop (Davidson) with Team USA at the 2013 World University Games.
- Beilein has 812 collegiate wins over his 41 seasons on the DI and DII sidelines.
  - > 852 career wins, adding three years at Newfane High School (40-15)
  - > 554 wins on the Division I level
  - > 261 wins at U-M -- the program's all-time leader
  - > 113 B1G wins at U-M; second U-M coach with 100 in a career and 21st coach in the Big Ten
- Michigan's 33 wins in 2017-18 set the program's all-time single season record, passing the prior best of 31 set in 1993 and then again in 2013. That gives John Beilein two of U-M's four 30-win seasons. In fact, he has eight of the 29 total 20-plus win seasons in U-M history.
- As the head coach at Michigan, Beilein has never gone back-to-back years without making a trip to the NCAA Tournament appearance. In fact after taking over in 2007-08, Beilein helped U-M return to the Big Dance in 2009 after an 11-year absence.
- Under Beilein, the Wolverines have advanced to the national title game twice in the last six seasons.
- U-M has had eight trips to the NCAA Tournament under Beilein, reaching the Sweet 16 four times in the last six years, the Elite Eight three times and Final Four twice.
- Did you also know, Beilein has been inducted into five different Halls of Fame -- Le Moyne's Hall of Fame (2004), Erie Community College's Hall of Fame (2008), DeSales Catholic High School Hall of Fame (2013), Wheeling Jesuit's Hall of Fame (2015) and the Basketball Coaches Association of Michigan (BCAM, 2018).

### OTHER INTERESTING BEILEIN COACHING FACTS

- U-M is 73-4 under U-M coach John Beilein when scoring 80-or-more points
- The lone four 80-plus point losses were all road games
  - 1: at Maryland (86-82; Feb. 21, 2015)
  - 2: at 2/2 UCLA (102-84; Dec. 10, 2016)
  - 3: at Iowa (86-83 OT; Jan. 1, 2017)
  - 4: at 3/3 Purdue (92-88; Jan. 25, 2018)
- An opponent has reached 90-plus points just four times under Beilein
  - 1: at 6/7 Duke (95-67; Dec. 8, 2007) -- the ninth game into Beilein's U-M tenure
  - 2: at 2/2 UCLA (102-84; Dec. 10, 2016)
  - 3: vs. Oklahoma State (92-91; March 17, 2017) -- NCAA Tournament first round
  - 4: at 3/3 Purdue (92-88; Jan. 25, 2018)
- Michigan has reached 100 points six times under Beilein
  - 1: Oakland (103-87; Dec. 12, 2007)
  - 2: Slippery Rock 100-62; Nov. 9, 2012)
  - 3: Houston Baptist (107-53; Dec. 7, 2013)
  - 4: Charlotte (102-47 Nov. 26, 2015) -- at Battle 4 Atlantis
  - 5: Youngstown State (105-46; Dec. 19, 2015)
  - 6: Chaminade (102-64; Nov. 21, 2017) -- at Maui Jim Maui Invitational
- Michigan is 19-8 in overtime games under Beilein

### DID YOU KNOW?

- John Beilein is one of 14 coaches to take four Division I teams to the NCAA Tournament. In fact only two (2) coaches with five Division I teams -- Lon Kruger and Tubby Smith.
- Steve Alford (4: Missouri State, Iowa, New Mexico, UCLA)
- Rick Barnes (4: Providence, Clemson, Texas, Tennessee)
- John Beilein (4: Canisius, Richmond, West Virginia, Michigan)
- Lefty Driesell (4: Davidson, Maryland, James Madison, Georgia State)
- Cliff Ellis (4: South Alabama, Clemson, Auburn, Coastal Carolina)
- Larry Eustachy (4: Utah State, Iowa State, Southern Miss, Colorado State)
- Jim Harrick (4: Pepperdine, UCLA, Rhode Island, Georgia)
- Lon Kruger (5: Kansas State, Florida, Illinois, UNLV, Oklahoma)
- Fran McCaffery (4: Lehigh, UNC Greensboro, Siena, Iowa)
- Tom Penders (4: Rhode Island, Texas, George Washington, Houston)
- Rick Pitino (4: Boston University, Providence, Kentucky, Louisville)
- Kelvin Sampson (4: Washington State, Oklahoma, Indiana, Houston)
- Tubby Smith (5: Tulsa, Georgia, Kentucky, Minnesota, Texas Tech)
- Eddie Sutton (4: Creighton, Arkansas, Kentucky, Oklahoma State)

### BATTLING THE RANKED UNDER BEILEIN

- U-M has 42 wins against ranked foes under John Beilein -- 19 of which have been against top-10 teams.
- Beilein has 11 wins over top-five ranked opponents -- with seven of those on the road
  - 1: March 19, 2005 (WVU) - vs. No. 5 Wake Forest, 111-105 (NCAA, Goodman Arena)
  - 2: Jan. 8, 2006 (WVU) - at No. 3 Villanova, 91-87 (The Pavilion)
  - 3: Feb. 10, 2007 (WVU) - No. 2 UCLA, 70-65 (WVU Coliseum)
  - 4: Nov. 20, 2008 (U-M) - vs. No. 4 UCLA, 55-52 (2K Sports Classic, MSG)
  - 5: Dec. 6, 2008 (U-M) - No. 4 Duke, 81-73 (Crisler Center)
  - 6: March 29, 2013 (U-M) - vs. No. 3 Kansas, 87-85 OT (NCAA, Cowboy's Stadium)
  - 7: Jan. 18, 2014 (U-M) - at No. 3 Wisconsin, 77-70 (Kohl Center)
  - 8: Jan. 25, 2014 (U-M) - at No. 3 Michigan State, 80-75 (Breslin Center)
  - 9: Jan. 12, 2016 (U-M) - No. 3 Maryland, 70-67 (Crisler Center)
  - 10: Jan. 13, 2018 (U-M) - at No. 4 Michigan State, 82-72 (Breslin Center)
  - 11: March 3, 2018 (U-M) - vs. No. 2 Michigan State, 75-64 (Madison Square Garden)



## Game Notes

### MICHIGAN VS THE AP TOP 25

Rank	U-M	JB (All)	JB (U-M)	Last Opponent	Result	Date
#1	2-24	0-6	0-5	Arizona	L, 70-72	12/14/13
#2	8-21	2-7	1-4	vs. MSU	W, 75-64	3/3/18
#3	8-14	5-7	4-5	at Purdue	L, 88-92	1/25/18
#4	8-17	3-4	3-1	at Michigan State	W, 82-72	1/13/18
#5	7-12	1-7	0-4	Purdue	L, 69-70	1/9/18
#6	6-15	1-5	1-5	at Maryland	L, 82-86	2/21/16
#7	5-11	2-6	0-2	vs. Ohio State	L, 55-77	3/10/12
#8	14-9	7-3	5-3	at Villanova	W, 73-46	11/14/18
#9	6-18	2-6	2-5	vs. Oregon	L, 68-69	3/23/17
#10	8-13	4-5	4-5	vs. Louisville	W, 73-69	3/19/17
#11	12-9	2-3	2-2	North Carolina	W, 84-67	11/28/18
#12	8-17	1-8	0-4	vs. Villanova	L, 55-60	11/25/14
#13	9-15	3-4	2-3	at North Carolina	L, 71-86	11/29/17
#14	7-10	3-4	2-1	vs. Purdue	W, 82-70	2/25/17
#15	7-10	3-6	2-3	at Ohio State	L, 53-56	1/13/13
#16	12-16	3-5	2-4	Iowa	L, 61-71	3/5/16
#17	3-8	1-2	0-2	at Wisconsin	L, 64-68	1/17/17
#18	9-11	5-4	3-2	Purdue	W, 61-56	2/10/16
#19	9-17	2-3	1-1	Purdue	W, 76-57	12/1/18
#20	7-6	2-1	1-1	at Purdue	L, 70-87	1/7/16
#21	3-9	1-1	1-1	Houston	W, 64-63	3/18/18
#22	2-7	1-5	1-4	Indiana	L, 67-80	2/2/16
#23	1-2	0-1	0-0	at Indiana	L, 61-76	1/27/07
#24	7-1	5-2	4-0	vs. Wisconsin	W, 71-56	3/12/17
#25	5-3	1-3	1-1	at Michigan State	W, 61-57	1/27/11

### WHAT A SUMMER IT WAS FOR THE MAIZE AND BLUE

- April 2nd -- Returning from a second trip to the Final Four in the last six years, U-M's 2018 summer turned out to be an eventful one.
- May 30th -- Exploring the NBA Draft and going to several team workouts, Charles Matthews withdrew his name and returned to the Wolverines for his senior season.
- June 6th -- Exploring an NBA opportunity for a head coaching position with the Detroit Pistons, John Beilein withdrew his name from consideration.
- June 21st -- Declaring early, junior Moritz Wagner was selected in the NBA Draft's first round (25th overall) by the Los Angeles Lakers.
- July 18th -- U-M Athletics Director Warde Manuel and Beilein reached an agreement for a contract extension through the 2022-23 season. In fact, the newly inked five-year rollover deal automatically extends one additional year and repeats each year until either Beilein, or U-M, has given proper notice.
- August 7th -- Beilein announced he underwent a successful, scheduled double bypass procedure at U-M's Samuel and Jean Frankel Cardiovascular Center by Michigan Medicine's Francis D. Pagani, M.D., Ph.D.
- August 17-26th -- Under the guidance of interim head coach Saddi Washington, the Wolverines take a scheduled nine-day trip to Spain, playing three exhibition games and touring Madrid and Barcelona.

### VAMOS AZUL (Go Blue!) ... WOLVERINES VENTURE TO SPAIN

- In August, Michigan took a nine-day trip to Madrid and Barcelona, Spain. In addition to the numerous cultural and sites, the Maize and Blue finished 1-2 in its three exhibition games.
- Opening with an 82-71 win over the Madrid Generals in Madrid, the Wolverines were led by freshman Ignas Brazdeikis' 17 points and a 12-point, 10-rebound night from junior Austin Davis.
- Despite 16 points from sophomore Jordan Poole and 15 from Brazdeikis, U-M suffered its first loss of the tour with an 81-73 decision to KK Mega Bemax in Sant Julia de Vilatorra -- a mountain, summer home area about an hour outside Barcelona.
- Returning to Sant Julia de Vilatorra for its final game, U-M dropped an 85-79 game to local Joventut Badalona. Sophomore Isaiah Livers and Brazdeikis led with 15 points, while senior Charles Matthews had 14 -- all in the second half.
- Brazdeikis led the Wolverines averaging 15.7 points and 7.0 rebounds per game, while Matthews chipped in 13.0 points and 6.3 rebounds per contest. Poole's 11.7 points per game and Davis' 10.7 gave U-M four double digits averages during the tour.

### BEILEIN SIGNS TEAM IMPACT SIXTH-MAN ... JUDE STAMPER

- John Beilein joined together with Team IMPACT last season for a Draft Day ceremony celebrating the signing of Jude Stamper to a National Letter of Intent. Stamper, a 12-year-old from Monroe, Michigan, was born with Arthrogryposis Multi-Congenital disorder with Escobar Syndrome. This condition prevents him from getting any normal bend in his joints (ankles, knees, hips, neck, etc.).
- The "Draft Day" is facilitated by Team IMPACT, a Boston-based nonprofit organization that connects children facing life-threatening or chronic illnesses with college athletic teams, forming lifelong bonds and life-changing outcomes.
- When Beilein signed Jude, it wasn't just for one season, it was for a lifetime.
- Driven by a competitive spirit, Stamper continues to be a valuable asset to the Wolverines. He can be seen in the stands dressed head to toe in Michigan gear.

## 2018 Signing Day



### EARLY SIGNING PERIOD

#### Wolverines Add Cole Bajema and Jalen Wilson

- John Beilein announced on the first day of the early signing period guard Cole Bajema (Lynden, Washington) and forward Jalen Wilson (Denton, Texas) will join the Wolverines for the 2019-20 academic year.

#### Cole Bajema ("badge-ah-ma")

##### 6-7 | Guard/Forward Lynden, Wash. (Lynden Christian)

- A three-year varsity player, Bajema helped Lynden Christian to three straight 20-plus-win seasons. Named Washington's 2018 AP Class 1A Player of the Year, Bajema averaged 23.0 points and 7.0 rebounds per game and guided Lynden Christian to a 26-1 record and the Class 1A state championship with an 82-45 victory over Freeman. It was the school's first state title since 2012.
- As a sophomore, Bajema averaged 18.5 points per game and guided Lynden to the Class 1A semifinals before an eventual fourth-place finish in the state playoffs. He helped the Lyncs to a pair of Northwest District titles as a junior (12-1, 2018) and as a freshman (11-1, 2016). Bajema added Northwestern District first team honors in 2017 and 2018 and was an AP Class 1A all-state first teamer in 2018 after earning honorable mention in 2017.
- This summer Bajema was invited to play with the Bellingham Slam in the prestigious Seattle Pro-Am, which is organized by former Wolverine Jamal Crawford. Bajema also played AAU with Friends of Hoop in Seattle. Bajema's sister, Kara, was a standout basketball and volleyball player for Lynden Christian and is currently a junior outside hitter for the University of Washington volleyball program.

#### Jalen Wilson

##### 6-8 | Guard/Forward Denton, Texas (Guyer High School)

- Currently rated No. 73 on ESPN's Top 100 for Class of 2019, Wilson is on the No. 1 team in Texas' District 6A region at John H. Guyer High School.
- Wilson averaged 16.1 points, 6.2 rebounds, 3.3 assists last season on the way to Texas Association of Basketball Coaches (TABC) Class 6A all-state, all-regional and District 6A co-MVP honors. He helped the Wildcats to a 38-2 record and a regional championship game in the Texas state playoffs.
- A three-year varsity player at Guyer, Wilson has been part of three straight District 6A championship teams. Averaging 16.3 points, 6.4 rebounds and 2.9 assists as a sophomore, he guided Guyer to a 25-6 record and a trip to the Bi-District final. As a freshman, he posted 15.0 points, 6.8 rebounds and 3.1 assists per game as Guyer went 30-3 and advanced to the District 6A Area final.
- Named after U-M's Jalen Rose of the Fab Five, Wilson played on the Gauntlet AAU circuit this spring, averaging 19.7 points, 7.1 rebounds and 2.6 assists.

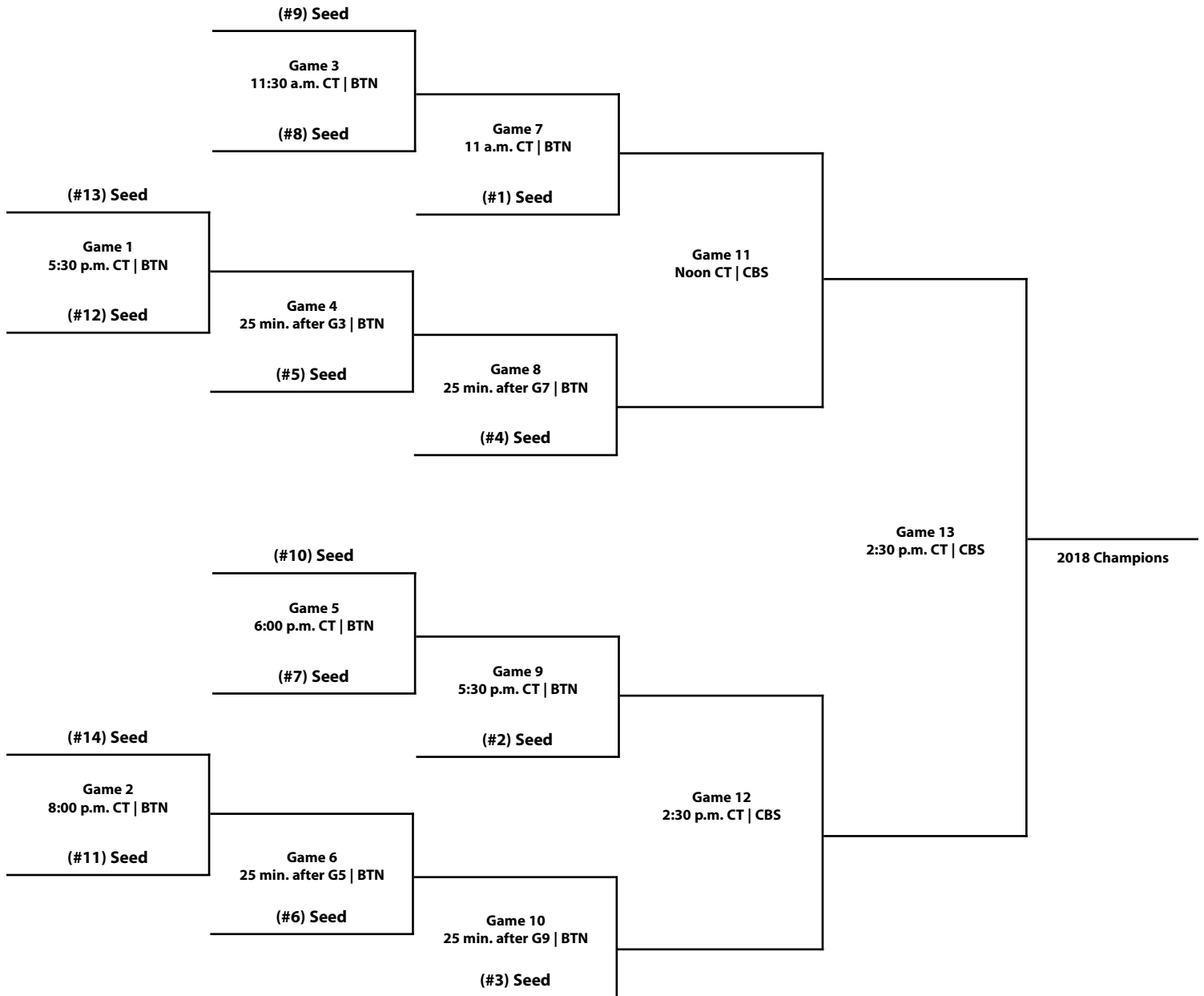
# 2019 Big Ten Tournament | March 13-17, 2019 | Chicago, Illinois | United Center

Big Ten Standings (as of Dec. 31, 2018)

	W-L	PCT	PF	PA	W-L	PCT	PF	PA	H	A	N	Last 10	Streak
<b>Michigan</b>	<b>2-0</b>	<b>1.000</b>	<b>69.0</b>	<b>58.5</b>	<b>13-0</b>	<b>1.000</b>	<b>73.2</b>	<b>55.1</b>	<b>9-0</b>	<b>2-0</b>	<b>2-0</b>	<b>10-0</b>	<b>W13</b>
Ohio State	2-0	1.000	78.0	63.0	12-1	.923	78.0	61.9	8-1	2-0	2-0	9-1	W6
Indiana	2-0	1.000	66.0	64.0	11-2	.846	78.9	64.0	9-0	1-2	1-0	8-2	W6
Michigan State	2-0	1.000	84.0	67.5	11-2	.846	87.6	68.4	7-0	2-2	2-0	9-1	W6
Wisconsin	2-0	1.000	70.5	65.0	10-3	.769	76.5	63.2	6-0	2-2	2-1	7-3	L1
Minnesota	1-1	.500	72.0	78.5	11-2	.846	76.2	68.4	7-0	0-2	4-0	8-2	W5
Nebraska	1-1	.500	76.5	72.5	11-2	.846	80.2	57.8	8-0	1-1	2-1	8-2	W4
Maryland	1-1	.500	63.0	60.5	10-3	.769	77.5	65.2	8-2	1-1	1-0	7-3	W1
Purdue	1-1	.500	59.5	68.0	8-5	.615	78.4	68.7	6-0	0-3	2-2	5-5	W2
Iowa	0-2	.000	67.0	81.0	11-2	.846	83.2	71.0	8-1	0-1	3-0	8-2	W5
Northwestern	0-2	.000	63.0	65.0	9-4	.692	73.5	61.6	7-2	0-1	2-1	6-4	W1
Rutgers	0-2	.000	65.5	73.5	7-5	.583	69.1	63.0	6-2	1-3	0-0	5-5	W2
Penn State	0-2	.000	60.5	65.0	7-6	.538	70.4	66.2	5-1	1-3	1-2	5-5	W1
Illinois	0-2	.000	63.5	76.0	4-9	.308	74.6	75.0	4-2	0-2	0-5	3-7	L2

2019 Seedings

coming soon ...



## Michigan Basketball: 2018-19

<b>Overall</b>	<b>13-0</b>	<b>Big Ten</b>	<b>2-0</b>
<b>Home</b>	<b>9-0</b>	<b>Home</b>	<b>1-0</b>
<b>Road</b>	<b>2-0</b>	<b>Road</b>	<b>1-0</b>
<b>Neutral</b>	<b>2-0</b>	<b>Neutral</b>	<b>0-0</b>

Preseason			Michigan	Opponent	Michigan	Opponent	Michigan	
Date	Opponent	Result	High Scorer	High Scorer	High Rebounder	High Rebounder	High Assists	Crowd
N2	NORTHWOOD (EXH.)	W, 90-58	C. Matthews (15)	T. McBride (16)	two with (6; CM, IL)	J. Lewis (3)	two with (8; ZS, JP)	11, 748

Regular Season			Michigan	Opponent	Michigan	Opponent	Michigan	
Date	Opponent	Result	High Scorer	High Scorer	High Rebounder	High Rebounder	High Assists	Crowd
N6	NORFOLK STATE (1)	W, 63-44	J. Teske (13)	Thomas (9)	two with (8; JT, IL)	three with (5; AB, JB, NT)	Z. Simpson (5)	10,109
N10	HOLY CROSS (1)	W, 56-37	C. Matthews (20)	C. Neigo (13)	I. Livers (10)	M. Faw (6)	Z. Simpson (7)	12,355
N14	at #8/8 Villanova (2)	W, 73-46	C. Matthews (19)	E. Paschall (10)	I. Brazdeikis (7)	E. Paschall (6)	Z. Simpson (6)	6,501
N17	vs. George Washington (3)	W, 84-61	C. Matthews (25)	DJ Williams (16)	Simpson (11)	A. Toro (9)	Z. Simpson (8)	7,231
N18	Providence (3)	W, 66-47	I. Brazdeikis (22)	two with (10; AD, NW)	I. Brazdeikis (7)	A. Diallo (7)	Z. Simpson (8)	--
N23	CHATTANOOGA	W, 83-55	I. Brazdeikis (20)	K. Easley (22)	J. Teske (12)	K. Easley (7)	C. Matthews (3)	12,010
N28	#11/13 NORTH CAROLINA (4)	W, 84-67	I. Brazdeikis (24)	C. White (12)	C. Matthews (7)	L. Maye (15)	Z. Simpson (6)	12,707
D1	#19/18 PURDUE+	W, 76-57	J. Poole (21)	C. Edwards (19)	J. Teske (8)	C. Edwards (6)	Z. Simpson (7)	12,707
D4	at Northwestern+	W, 62-60	I. Brazdeikis (23)	D. Pardon (20)	J. Teske (10)	V. Law (7)	Z. Simpson (5)	7,039
D8	SOUTH CAROLINA	W, 89-78	J. Poole (26)	C. Silva (18)	J. Teske (9)	C. Silva (12)	Z. Simpson (7)	12,707
D15	WESTERN MICHIGAN	W, 70-62	C. Matthews (25)	M. Flowers (31)	C. Matthews (10)	S. Dugan (8)	Z. Simpson (3)	12,707
D22	AIR FORCE	W, 71-50	I. Brazdeikis (19)	L. Scottie (16)	C. Matthews (7)	R. Swan (5)	Z. Simpson (7)	12,707
D30	BINGHAMTON	W, 74-52	I. Brazdeikis (21)	C. Barnard (14)	Z. Simpson (9)	J.C. Show (7)	Z. Simpson (10)	12,707
J3	PENN STATE+							
J6	#21/22 INDIANA +							
J10	at Illinois+							
J13	NORTHWESTERN+							
J19	at Wisconsin+							
J22	MINNESOTA+							
J25	at Indiana+							
J29	OHIO STATE+							
F1	at Iowa+							
F5	at Rutgers+							
F9	WISCONSIN+							
F12	at Penn State+							
F16	MARYLAND+							
F21	at Minnesota+							
F24	MICHIGAN STATE+							
F28	NEBRASKA+							
M3	at Maryland+							
M9	at Michigan State+							

2019 Big Ten Tournament			Michigan	Opponent	Michigan	Opponent	Michigan	
Date	Opponent	Result	High Scorer	High Scorer	High Rebounder	High Rebounder	High Assists	Crowd
M13	BTT First Round							
M14	BTT Second Round							
M15	BTT Quarterfinal							
M16	BTT Semifinal							
M17	BTT Championship							

2019 NCAA Tournament			Michigan	Opponent	Michigan	Opponent	Michigan	
Date	Opponent	Result	High Scorer	High Scorer	High Rebounder	High Rebounder	High Assists	Crowd
M19-20	NCAA First Four							
M21-24	NCAA First & Second Round							
M28-3	NCAA Sweet 16 & Elite Eight							
A6	NCAA Final Four							
A8	NCAA Championship							

2018-19 Overall Attendance			
Site	Games	Total	Average
Home	9	110,716	12,302
Away	2	13,540	6,770
Neutral	2	7,231	3,616
<b>Totals</b>	<b>13</b>	<b>131,487</b>	<b>10,114</b>

2018-19 Big Ten Attendance			
Site	Games	Total	Average
Home	1	12,707	12,707
Away	1	7,039	7,039
Neutral	0	0	0
<b>Totals</b>	<b>2</b>	<b>19,746</b>	<b>9,873</b>

Michigan Basketball   By the Numbers	
Seasons of Men's Basketball	103rd
Total Games	2636 (2466*)
Overall Record	1600-1036 (1487-979*)
20-Win Seasons	29 (8 with Beilein)
30-Win Seasons	4 (2 with Beilein)
Overtime Games	113 (71-42)
Michigan 100-Point Games	106 (101-5)

## Game-By-Game Breakdown: 2018-19

### EXH1: Northwood | W, 90-58

Nov. 2, 2018 | Ann Arbor, Mich. | Crisler Center

Michigan rolled to a 90-58 victory over Northwood at Crisler Center in the Wolverines' lone exhibition game this season. Michigan was led by a game-high 15 points from Charles Matthews and 13 points by Ignas Brazdeikis. All five starters scored in double figures, with Zavier Simpson and Jordan Poole adding 12 points and eight assists each, and Jon Teske contributing 11 for the Wolverines. Isaiah Livers came off the bench for 10 points and six rebounds. Michigan's starters combined for 61 of the Wolverines' 90 points and, overall, 14 players saw game action in the win, with 12 scoring.

### GAME 1: Norfolk State | W, 63-44

Basketball Hall of Fame Tip-Off

Nov. 6, 2018 | Ann Arbor, Mich. | Crisler Center

Michigan delivered John Beilein his 800th career victory as the Wolverines used an 11-0 run over the first seven and a half minutes of the game and never looked back going on to a 63-44 victory over Norfolk State. U-M had three players reach double digits: Jon Teske finished with a team-high 13 points, Ignas Brazdeikis scored 12 in his Michigan debut and Charles Matthews added 10 points. Eli Brooks scored eight points, dished out four assists and pulled down two rebounds, while Isaiah Livers notched eight points, tied the team high with eight rebounds. In all, 13 Wolverines saw action with five freshmen making their Michigan debuts. The U-M defense forced 13 turnovers while allowing the Spartans to shoot just 30.5 percent (18-of-59) from the floor.

### GAME 2: Holy Cross | W, 56-37

Basketball Hall of Fame Tip-Off

Nov. 10, 2018 | Ann Arbor, Mich. | Crisler Center

Ignas Brazdeikis scored 15 points to start the second half helping spark Michigan to a 56-37 victory over Holy Cross. After trailing 24-18 at the break, U-M netted 38 points in the second half and kept the Crusaders to just 13 as the Wolverines rebounded for the victory. Brazdeikis paced the Wolverine offense with 19 points and collected seven rebounds, three assists and one steal. Charles Matthews scored 20 points, while Zavier Simpson dished out seven assists and had four rebounds. Isaiah Livers came off the bench and led the Wolverines with 10 rebounds -- the first double-digit performance of his career.

### GAME 3: at #8/8 Villanova | W, 73-46

Gavitt Games - Big East vs. Big Ten

Nov. 14, 2018 | Villanova, Pa. | Finneran Pavilion

Michigan scored off the opening tipoff and never looked back in a 73-46 victory over No. 8 Villanova in the Wolverines' first road contest of the season. The Michigan defense forced 21 turnovers, scored 25 points off Wildcat miscues and blocked six shots to help keep Villanova to just 31.8 percent shooting (14-for-44) while shooting 51 percent (28-for-55) on the other end. Charles Matthews led the Wolverines for the second straight game, scoring 19 points, grabbing four rebounds and blocking three shots. Ignas Brazdeikis recorded his third consecutive game with double-digit points (18) and grabbed a team-high seven rebounds. Zavier Simpson was a big playmaker for the Maize and Blue, with nine points, six assists and five steals.

### GAME 4: vs. George Washington | W, 84-61

Basketball Hall of Fame Tip-Off

Nov. 17, 2018 | Uncasville, Conn. | Mohegan Sun Arena

Michigan found its rhythm in the second half and en route to an 84-61 victory over George Washington. Michigan made 15 three-pointers and shot 50 percent both from beyond the arc as well as from the floor (31-for-62) while dishing out 20 assists. Jordan Poole logged the first 20-point game of his career, scoring 22 points and draining five three-pointers, while Zavier Simpson nearly recorded a triple double-double with 14 points, 11 rebounds and eight assists. Charles Matthews led U-M with a team-high 25 points.

### GAME 5: vs. Providence | W, 66-47

Basketball Hall of Fame Tip-Off

Nov. 18, 2018 | Uncasville, Conn. | Mohegan Sun Arena

Behind 20 points from Ignas Brazdeikis and another 17 from Jon Teske, Michigan defeated Providence, 66-47 to win the 2018 Naismith Hall of Fame Tipoff Tournament Championship. The Wolverines led from start to finish and used a 14-2 run to end the first half and pulled away from the Friars for their fifth straight win of the season. Charles Matthews and Zavier Simpson were named to the All-Tournament team.

### GAME 6: Chattanooga | W, 83-55

Nov. 23, 2018 | Ann Arbor, Mich. | Crisler Center

Michigan cruised to an 83-55 victory over Chattanooga at Crisler Center in a post-Thanksgiving tilt on Black Friday. Ignas Brazdeikis led the Wolverines, posting his second straight 20 point game after going 6-for-10 from the field, including two long range buckets, and 6-of-7 from the free-throw line. Adding double-digit afternoons were Jordan Poole and Isaiah Livers, who chipped in 14 and 12 points, respectively. With two three-pointers apiece, the duo produced half of U-M's eight on the day. On the boards, Jon Teske grabbed 12 rebounds while adding seven points and a team-best three steals.

### GAME 7: #11/13 North Carolina | W, 84-67

ACC/Big Ten Challenge

Nov. 28, 2018 | Ann Arbor, Mich. | Crisler Center

With an electric atmosphere from a sold out crowd that filled Crisler Center, Michigan put together a stifling defensive performance to earn an 84-67 victory over #11/13 North Carolina in the ACC/Big Ten Challenge. As a team, Michigan kept the Tar Heels -- who were averaging 96.6 points per game -- to a season-low point total on 39.4 percent shooting (26-of-66). U-M forced 10 UNC turnovers which led to 18 points, and the Wolverines blocked six shots on the night -- led by Jon Teske's five. Ignas Brazdeikis scored 24 points for his third straight 20-point performance while Charles Matthews added 21 points. Jordan Poole poured in 18 points, 15 of which came courtesy of 5-of-8 shooting from beyond the arc.

### GAME 8: #19/18 Purdue | W, 76-57

Dec. 1, 2018 | Ann Arbor, Mich. | Crisler Center

Michigan knocked off its second ranked opponent of the week when it defeated No. 19/18 Purdue to open its Big Ten Conference season at Crisler Center. The Wolverines were led by Jordan Poole, who notched his second 20-point game with 21 on the afternoon, while Jon Teske, Ignas Brazdeikis and Zavier Simpson all reached double digits with 17, 12, and 10 points, respectively. U-M kept Purdue to just 35.5 percent shooting from the floor to mark the eighth consecutive game in which it kept its opponent under 40 percent shooting. On the boards, Teske grabbed eight rebounds, while Simpson had seven assists in the game.

### GAME 9: at Northwestern | W, 62-60

Dec. 4, 2018 | Evanston, Ill. | Welsh-Ryan Arena

Jordan Poole slammed down a huge dunk with just under two minutes on the clock that proved to be the difference as Michigan earned a 62-60 victory at Northwestern in its first Big Ten road game. On the game's final possession, the Wolverines locked in on defense and forced a long-range 3-pointer from the Wildcats that fell short. Ignas Brazdeikis led U-M with 23 points on the night to mark his fourth 20-point performance, while Jon Teske pulled down a team-best 10 rebounds to mark his second 10-point rebound performance this season. Poole and Zavier Simpson also had double-digit efforts with 15 and 10 points, respectively.

### GAME 10: South Carolina | W, 89-78

Dec. 8, 2018 | Ann Arbor, Mich. | Crisler Center

With the third straight sellout in Crisler Center, the Wolverines earned their 10th win of the season with an 11-point victory, 89-78, over South Carolina. Jordan Poole made a splash, scoring 26 points, including four 3-pointers, while four other Wolverines earned double-digit nights as well. Ignas Brzdeikis poured in 11 free throws and scored 17 against the Gamecocks, while Jon Teske netted 15 and both Charles Matthews and Isaiah Livers scored 12 points for the Maize and Blue. Teske was just one rebound shy of a double-double, grabbing nine on the night, while Zavier Simpson dished out seven assists.

### GAME 11: Western Michigan | W, 70-62

Dec. 15, 2018 | Ann Arbor, Mich. | Crisler Center

Charles Matthews' career day paced Michigan to an eight-point, 70-62, victory in front of its fourth straight sell out crowd at Crisler Center. Matthews posted his fifth career double-double with 25 points and 10 rebounds, while also making 11 shots from the charity stripe. Also posting double-digit points for the Wolverines were Zavier Simpson with 15 and Jordan Poole with 14. Matthews scored the final four points of the half for the Maize and Blue, grabbing a steal and a dunk on the opposite end before finishing on a fastbreak layup to allow the Wolverines to go up 30-28. Michigan would never relinquish the lead, going up as many as 12 points in the second half against WMU.

### GAME 12: Air Force | W, 71-50

Dec. 22, 2018 | Ann Arbor, Mich. | Crisler Center

The Wolverines continued their perfect season, defeating Air Force 71-50 at Crisler Center behind 19 points from Ignas Brazdeikis and 17 points from Charles Matthews. Matthews also grabbed seven rebounds. After a slow offensive start, it was the defense that proved to be the key to the game for U-M as it forced Air Force into 20 turnovers and turned it into 17 points. Jordan Poole and Isaiah Livers also had double-figure nights as both scored 11 points while Zavier Simpson recorded his 10th game with five-or-more assists, dishing out seven.

### GAME 13: Binghamton | W, 74-52

Dec. 30, 2018 | Ann Arbor, Mich. | Crisler Center

The Wolverines closed out the 2018 calendar year with a 74-52 victory over Binghamton at Crisler Center to bring its 2018 overall record to 34-5. Furthermore, Michigan is one of just four undefeated teams remaining in the country. The Wolverines were led by freshman Ignas Brazdeikis, who recorded his fifth 20-point game with 21 against the Bearcats, while Jordan Poole poured in 18 points with a career-high six 3-pointers. Isaiah Livers was the final double-digit scorer for Michigan with 17 points against Binghamton. Junior Zavier Simpson had a highlight game with a career-best 10 assists, while also pulling down nine rebounds for the Maize and Blue.

## Game-By-Game Breakdown: 2018-19

**GAME 14: Penn State |**

Jan. 3, 2019 | Ann Arbor, Mich. | Crisler Center  
recap

**GAME 15: #21/22 Indiana |**

Jan. 6, 2019 | Ann Arbor, Mich. | Crisler Center  
recap

**GAME 16: at Illinois**

Jan. 10, 2019 | Champaign, Ill. | State Farm Center  
recap

**GAME 17: Northwestern**

Jan. 13, 2019 | Ann Arbor, Mich. | Crisler Center  
recap

**GAME 18: at Wisconsin**

Jan. 19, 2019 | Madison, Wis. | Kohl Center  
recap

**GAME 19: Minnesota**

Jan. 22, 2019 | Ann Arbor, Mich. | Crisler Center  
recap

**GAME 20: at Indiana**

Jan. 25, 2019 | Bloomington, Ind. | Skjodt Assembly Hall  
recap

**GAME 21: Ohio State**

Jan. 29, 2019 | Ann Arbor, Mich. | Crisler Center  
recap

**GAME 22: at Iowa**

Feb. 1, 2019 | Iowa City, Iowa | Carver-Hawkeye Arena  
recap

**GAME 23: at Rutgers**

Feb. 5, 2019 | Piscataway, N.J. | The RAC  
recap

**GAME 24: Wisconsin**

Feb. 9, 2019 | Ann Arbor, Mich. | Crisler Center  
recap

**GAME 25: at Penn State**

Feb. 12, 2019 | State College, Pa. | Bryce Jordan Center  
recap

**GAME 26: Maryland**

Feb. 16, 2019 | Ann Arbor, Mich. | Crisler Center  
recap

**GAME 27: at Minnesota**

Feb. 21, 2019 | Minneapolis, Minn. | Williams Arena  
recap

**GAME 28: Michigan State**

Feb. 24, 2019 | Ann Arbor, Mich. | Crisler Center  
recap

**GAME 29: Nebraska**

Feb. 28, 2019 | Ann Arbor, Mich. | Crisler Center  
recap

**GAME 30: at Maryland**

March 3, 2019 | College Park, Md. | Xfinity Center  
recap

**GAME 31: at Michigan State**

March 9, 2019 | East Lansing, Mich. | Breslin Center  
recap



## 2018-19 Player Game-By-Game

		DeJulius (#0)	Matthews (#1)	Poole (#2)	Simpson (#3)	Livers (#4)	Nunez (#5)	Castleton (#11)	Brazdeikis (#13)
<b>N6</b>	<b>NORFOLK STATE</b>	<b>0-0-0</b>	<b>10-7-0</b>	<b>3-5-3</b>	<b>4-5-5</b>	<b>8-8-3</b>	<b>0-1-0</b>	<b>0-2-0</b>	<b>12-4-1</b>
<b>N10</b>	<b>HOLY CROSS</b>	<b>0-0-0</b>	<b>20-2-0</b>	<b>3-5-1</b>	<b>0-4-7</b>	<b>7-10-1</b>	<b>0-1-0</b>	<b>DNP</b>	<b>19-7-3</b>
N14	at #8/8 Villanova	4-0-0	19-4-0	7-1-1	9-4-6	9-2-1	0-0-0	2-3-0	18-7-0
N17	vs. George Washington	0-0-1	25-6-3	22-5-1	14-11-8	11-4-0	0-0-0	0-1-0	5-3-2
N18	Providence	0-0-0	5-4-0	4-2-3	6-6-8	8-6-2	0-0-0	0-0-0	20-7-0
<b>N23</b>	<b>CHATTANOOGA</b>	<b>0-0-1</b>	<b>8-1-3</b>	<b>14-6-2</b>	<b>3-2-2</b>	<b>12-2-2</b>	<b>0-0-0</b>	<b>1-5-0</b>	<b>20-7-1</b>
<b>N28</b>	<b>#11/13 NORTH CAROLINA</b>	<b>DNP</b>	<b>21-7-1</b>	<b>18-5-4</b>	<b>5-4-6</b>	<b>3-0-0</b>	<b>DNP</b>	<b>DNP</b>	<b>24-5-1</b>
<b>D1</b>	<b>#19/18 PURDUE+</b>	<b>0-0-0</b>	<b>9-5-4</b>	<b>21-5-1</b>	<b>10-6-7</b>	<b>2-1-0</b>	<b>0-0-0</b>	<b>DNP</b>	<b>12-2-2</b>
D4	at Northwestern+	DNP	3-6-0	15-2-2	10-3-5	0-3-0	DNP	DNP	23-4-2
<b>D8</b>	<b>SOUTH CAROLINA</b>	<b>DNP</b>	<b>12-6-1</b>	<b>26-5-4</b>	<b>7-3-7</b>	<b>12-3-0</b>	<b>DNP</b>	<b>DNP</b>	<b>17-6-0</b>
<b>D15</b>	<b>WESTERN MICHIGAN</b>	<b>DNP</b>	<b>25-10-2</b>	<b>14-3-1</b>	<b>15-5-3</b>	<b>3-4-0</b>	<b>DNP</b>	<b>DNP</b>	<b>4-1-0</b>
<b>D22</b>	<b>AIR FORCE</b>	<b>0-0-0</b>	<b>17-7-0</b>	<b>11-5-2</b>	<b>2-0-7</b>	<b>11-6-0</b>	<b>0-1-0</b>	<b>3-1-0</b>	<b>19-5-2</b>
<b>D30</b>	<b>BINGHAMTON</b>	<b>2-0-0</b>	<b>7-3-1</b>	<b>18-2-4</b>	<b>2-9-10</b>	<b>17-5-3</b>	<b>0-0-0</b>	<b>0-1-1</b>	<b>21-8-1</b>
<b>J3</b>	<b>PENN STATE+</b>								
<b>J6</b>	<b>#21/22 INDIANA +</b>								
J10	at Illinois+								
<b>J13</b>	<b>NORTHWESTERN+</b>								
J19	at Wisconsin+								
<b>J22</b>	<b>MINNESOTA+</b>								
J25	at Indiana+								
<b>J29</b>	<b>OHIO STATE+</b>								
F1	at Iowa+								
F5	at Rutgers+								
<b>F9</b>	<b>WISCONSIN+</b>								
F12	at Penn State+								
<b>F16</b>	<b>MARYLAND+</b>								
F21	at Minnesota+								
<b>F24</b>	<b>MICHIGAN STATE+</b>								
<b>F28</b>	<b>NEBRASKA+</b>								
M3	at Maryland+								
M9	at Michigan State+								
M13	BTT First Round								
M14	BTT Second Round								
M15	BTT Quarterfinal								
M16	BTT Semifinal								
M17	BTT Championship								
M	NCAA First Round								
M	NCAA Second Round								
M	NCAA Sweet 16								
M	NCAA Elite Eight								
A6	NCAA Final Four								
A8	NCAA Championship								

		Teske (#15)	Johns, Jr. (#23)	Baird (#24)	Wilson (#32)	Faulds (#44)	Davis (#51)	Brooks (#55)
<b>N6</b>	<b>NORFOLK STATE</b>	<b>13-8-0</b>	<b>0-1-0</b>	<b>0-0-0</b>	<b>DNP</b>	<b>DNP</b>	<b>5-3-0</b>	<b>8-2-4</b>
<b>N10</b>	<b>HOLY CROSS</b>	<b>5-5-1</b>	<b>0-0-0</b>	<b>DNP</b>	<b>DNP</b>	<b>DNP</b>	<b>0-0-0</b>	<b>2-4-0</b>
N14	at #8/8 Villanova	0-2-1	0-3-1	0-0-0	DNP	DNP	0-0-0	5-1-3
N17	vs. George Washington	0-3-2	5-2-0	0-0-0	0-0-0	DNP	DNP	2-3-3
N18	Providence	17-6-0	0-2-0	0-0-0	0-0-0	DNP	DNP	6-0-2
<b>N23</b>	<b>CHATTANOOGA</b>	<b>7-12-1</b>	<b>0-1-0</b>	<b>0-0-0</b>	<b>0-0-0</b>	<b>DNP</b>	<b>6-3-0</b>	<b>9-3-2</b>
<b>N28</b>	<b>#11/13 NORTH CAROLINA</b>	<b>6-5-2</b>	<b>DNP</b>	<b>DNP</b>	<b>DNP</b>	<b>DNP</b>	<b>0-0-0</b>	<b>7-0-1</b>
<b>D1</b>	<b>#19/18 PURDUE+</b>	<b>17-8-1</b>	<b>2-1-0</b>	<b>0-1-0</b>	<b>0-0-0</b>	<b>DNP</b>	<b>0-0-0</b>	<b>3-1-0</b>
D4	at Northwestern+	8-10-2	DNP	DNP	DNP	DNP	0-0-0	3-0-1
<b>D8</b>	<b>SOUTH CAROLINA</b>	<b>15-9-1</b>	<b>DNP</b>	<b>DNP</b>	<b>DNP</b>	<b>DNP</b>	<b>0-2-0</b>	<b>0-0-0</b>
<b>D15</b>	<b>WESTERN MICHIGAN</b>	<b>3-6-0</b>	<b>DNP</b>	<b>DNP</b>	<b>DNP</b>	<b>DNP</b>	<b>4-0-1</b>	<b>2-0-1</b>
<b>D22</b>	<b>AIR FORCE</b>	<b>2-3-0</b>	<b>0-1-0</b>	<b>0-0-0</b>	<b>DNP</b>	<b>DNP</b>	<b>DNP</b>	<b>6-1-4</b>
<b>D30</b>	<b>BINGHAMTON</b>	<b>4-5-1</b>	<b>0-0-0</b>	<b>DNP</b>	<b>DNP</b>	<b>DNP</b>	<b>0-1-0</b>	<b>3-1-2</b>
<b>J3</b>	<b>PENN STATE+</b>							
<b>J6</b>	<b>#21/22 INDIANA +</b>							
J10	at Illinois+							
<b>J13</b>	<b>NORTHWESTERN+</b>							
J19	at Wisconsin+							
<b>J22</b>	<b>MINNESOTA+</b>							
J25	at Indiana+							
<b>J29</b>	<b>OHIO STATE+</b>							
F1	at Iowa+							
F5	at Rutgers+							
<b>F9</b>	<b>WISCONSIN+</b>							
F12	at Penn State+							
<b>F16</b>	<b>MARYLAND+</b>							
F21	at Minnesota+							
<b>F24</b>	<b>MICHIGAN STATE+</b>							
<b>F28</b>	<b>NEBRASKA+</b>							
M3	at Maryland+							
M9	at Michigan State+							
M13	vs. BTT First Round							
M14	vs. BTT Second Round							
M15	vs. BTT Quarterfinal							
M16	vs. BTT Semifinal							
M17	vs. BTT Championship							
M	vs. NCAA First Round							
M	vs. NCAA Second Round							
M	vs. NCAA Sweet 16							
M	vs. NCAA Elite Eight							
A6	vs. NCAA Final Four							
A8	vs. NCAA Championship							

# Michigan Statistics: 2018-19

BY LOCATION	Overall	B1G	Beilein, U-M	Beilein, B1G
Overall	13 0	2 0	261 143	113 87
Home (Crisler Center)	4 0	0 0	148 41	69 30
Away	2 0	1 0	48 73	42 57
Neutral	1 0	0 0	59 29	1 0
BY HALFTIME	Overall	B1G	Beilein, U-M	Beilein, B1G
Michigan leads at halftime	12 0	2 0	198 35	75 23
Michigan trails at halftime	1 0	0 0	54 104	35 63
Michigan is tied at halftime	0 0	0 0	9 4	3 1
BY OFFENSE	Overall	B1G	Beilein, U-M	Beilein, B1G
U-M scores 100-plus points	0 0	0 0	6 0	0 0
U-M scores 90-99 points	0 0	0 0	20 0	5 0
U-M scores 80-89 points	4 0	0 0	46 4	18 3
U-M scores 70-79 points	5 0	1 0	106 22	49 10
U-M scores 60-69 points	3 0	1 0	65 56	33 34
U-M scores 50-59 points	1 0	0 0	17 51	7 33
U-M scores 40-49 points	0 0	0 0	1 9	1 7
U-M scores 30-39 points	0 0	0 0	0 1	0 0
BY DEFENSE	Overall	B1G	Beilein, U-M	Beilein, B1G
Opponent scores 100-plus points	0 0	0 0	0 1	0 0
Opponent scores 90-99 points	0 0	0 0	1 2	0 1
Opponent scores 80-89 points	0 0	0 0	6 20	2 15
Opponent scores 70-79 points	1 0	0 0	35 55	20 30
Opponent scores 60-69 points	4 0	1 0	96 54	47 33
Opponent scores 50-59 points	4 0	1 0	83 10	33 8
Opponent scores 40-49 points	3 0	0 0	35 1	11 0
Opponent scores 30-39 points	1 0	0 0	5 0	0 0
BY +/- POINTS	Overall	B1G	Beilein, U-M	Beilein, B1G
Games decided by 1-5	1 0	1 0	59 42	33 24
Games decided by 6-10	1 0	0 0	62 36	40 24
Games decided by 11-15	1 0	0 0	43 35	20 22
Games decided by more than 15	10 0	1 0	97 30	20 17
BY PERIOD	Overall	B1G	Beilein, U-M	Beilein, B1G
Regulation	13 0	2 0	242 134	103 79
Overtime	0 0	0 0	19 8	10 7
Double Overtime	0 0	0 0	0 1	0 1
Triple Overtime	0 0	0 0	0 0	0 0
BY RANKING	Overall	B1G	Beilein, U-M	Beilein, B1G
vs. ranked opponents:	3 0	1 0	42 69	23 39
vs. unranked opponents:	10 0	1 0	219 74	90 48
BY JERSEY	Overall	B1G	Beilein, U-M	Beilein, B1G
White	7 0	1 0	119 18	43 11
Blue	3 0	1 0	61 68	36 41
Maize	3 0	0 0	80 57	34 35
Practice Jerseys	0 0	0 0	1 0	0 0
BY MONTH	Overall	B1G	Beilein, U-M	Beilein, B1G
November	7 0	0 0	58 20	6 4
December	6 0	2 0	58 20	6 4
January	0 0	0 0	54 41	53 39
February	0 0	0 0	41 37	42 36
March	0 0	0 0	50 24	12 8
April	0 0	0 0	0 1	0 0
BY TELEVISION	Overall	B1G	Beilein, U-M	Beilein, B1G
When playing on AXStv	0 0	0 0	2 1	0 0
When playing on BTN	6 0	1 0	107 42	60 38
When playing on BTN-Plus	1 0	0 0	18 0	0 0
When playing on CBS	0 0	0 0	29 31	11 16
When playing on CBS College Sports	0 0	0 0	0 1	0 0
When playing on truTV	0 0	0 0	2 0	0 0
When playing on TNT	0 0	0 0	0 1	0 0
When playing on TBS	0 0	0 0	6 1	0 0
When playing on ESPN	3 0	1 0	39 37	27 26
When playing on ESPN2	0 0	0 0	27 16	10 5
When playing on ESPNU	0 0	0 0	11 8	1 1
When playing on ESPN3	1 0	0 0	9 1	0 0
When playing on Fox	0 0	0 0	2 0	2 0
When playing on Fox Sports 1	2 0	0 0	6 1	2 1
When playing on FSN-Detroit	0 0	0 0	2 0	0 0
When playing on HDNet	0 0	0 0	0 2	0 0
No television	0 0	0 0	1 1	0 0

INSIDE THE BOX SCORE	'18-19 W L	Beilein W L
When Michigan leads in FG%, U-M is	10 0	201 10
When opponent leads in FG%, U-M is	2 0	56 132
When game ends tied in FG%, U-M is	1 0	4 1
When Michigan leads in 3FG%, U-M is	8 0	190 30
When opponent leads in 3FG%, U-M is	5 0	64 113
When game ends tied in 3FG%, U-M is	0 0	7 0
When Michigan leads in FT%, U-M is	7 0	152 67
When opponent leads in FT%, U-M is	6 0	106 69
When game ends tied in FT%, U-M is	0 0	3 7
When Michigan leads in rebounds, U-M is	10 0	143 27
When opponent leads in rebounds, U-M is	1 0	105 108
When game ends tied in rebounds, U-M is	2 0	13 8
When Michigan leads in assists, U-M is	10 0	198 20
When opponent leads in assists, U-M is	1 0	42 109
When game ends tied in assists, U-M is	2 0	21 14
When Michigan leads in blocks, U-M is	9 0	121 30
When opponent leads in blocks, U-M is	3 0	103 93
When game ends tied in blocks, U-M is	1 0	37 20
When Michigan leads in steals, U-M is	10 0	164 67
When opponent leads in steals, U-M is	3 0	67 70
When game ends tied in steals, U-M is	0 0	30 6
When Michigan has more turnovers, U-M is	2 0	60 57
When opponent has more turnovers, U-M is	10 0	183 77
When game ends tied in turnovers, U-M is	1 0	18 9
When Michigan has more fouls, U-M is	2 0	54 87
When opponent has more fouls, U-M is	10 0	197 45
When game ends tied in fouls, U-M is	1 0	10 11
When Michigan has a player foul out, U-M is	0 0	13 29
When opponent has a player foul out, U-M is	2 0	55 13
When both teams have a player foul out, U-M is	0 0	11 5
When neither team as a player foul out, U-M is	11 0	182 96

INSIDE THE GAME	
<b>Most Points in 1st Half</b>	44 (2x), last: No. 19/18 Purdue (12/1/18)
<b>Most Points in 2nd Half</b>	49, vs. George Washington (11/17/18)
<b>Fewest Points in 1st Half</b>	18, Holy Cross (11/10/18)
<b>Fewest Points in 2nd Half</b>	26, at Northwestern (12/4/18)
<b>Most Points in Overtime</b>	N/A
<b>Fewest Points in Overtime</b>	N/A
<b>Most Points Allowed in 1st Half</b>	36, South Carolina (12/8/2018)
<b>Most Points Allowed in 2nd Half</b>	42, South Carolina (12/8/2018)
<b>Fewest Points Allowed in 1st Half</b>	13, Norfolk State (11/6/18)
<b>Fewest Points Allowed in 2nd Half</b>	13, Holy Cross (11/10/18)
<b>Most Points in Overtime</b>	N/A
<b>Fewest Points in Overtime</b>	N/A
<b>U-M's Largest Victory</b>	28, Chattanooga (11/23/18)
<b>U-M's Largest Defeat</b>	N/A
<b>U-M's Smallest Victory</b>	2, at Northwestern (12/4/18)
<b>U-M's Smallest Defeat</b>	N/A
<b>Largest Lead in a game won</b>	36, Chattanooga (11/23/18)
<b>Largest Lead in a game lost</b>	N/A
<b>Largest Opt lead in a game won</b>	10, No. 11/13 UNC (11/28/18)
<b>Largest Opt lead in a game lost</b>	N/A
<b>Largest Halftime Lead</b>	20, Chattanooga (11/23/18)
<b>Largest Halftime Deficit</b>	6, Holy Cross (11/10/18)
<b>Most Lead Changes</b>	6, South Carolina (12/8/2018)
<b>Most Ties in a Game</b>	6, South Carolina (12/8/2018)
<b>Games Led Start to Finish</b>	5
<b>Winning Streak</b>	13
	<b>Start:</b> 11/6/18
	<b>To:</b> 12/30/18



## Michigan/Opponent Breakdowns: 2018-19

## MICHIGAN: 2018-19

ALL GAMES	G	TP	FG	FGA	PCT.	3FG	3FA	PCT.	FT	FTA	PCT.	O	D	REB	F	DQ	A	TO	BL	ST	1ST	2ND	OT	PNT	TO	2ND	FB	BN
OVERALL	13	951	342	733	46.7%	110	292	37.7%	157	241	65.1%	127	361	484	173	0	191	124	54	84	459	492	0	394	190	129	114	196
HOME	9	666	236	509	46.4%	79	207	38.2%	115	178	64.6%	90	250	340	108	0	131	87	42	58	309	357	0	260	126	89	66	141
AWAY	2	135	52	110	47.3%	10	37	27.0%	21	32	65.6%	18	52	66	35	0	25	16	7	17	80	55	0	78	41	17	25	23
NEUTRAL	2	150	54	114	47.4%	21	48	43.8%	21	31	67.7%	19	59	78	30	0	35	21	5	9	70	80	0	56	23	23	23	32
<b>BIG TEN</b>	<b>G</b>	<b>TP</b>	<b>FG</b>	<b>FGA</b>	<b>PCT.</b>	<b>3FG</b>	<b>3FA</b>	<b>PCT.</b>	<b>FT</b>	<b>FTA</b>	<b>PCT.</b>	<b>O</b>	<b>D</b>	<b>REB</b>	<b>F</b>	<b>DQ</b>	<b>A</b>	<b>TO</b>	<b>BL</b>	<b>ST</b>	<b>1ST</b>	<b>2ND</b>	<b>OT</b>	<b>PNT</b>	<b>TO</b>	<b>2ND</b>	<b>FB</b>	<b>BN</b>
OVERALL	2	138	50	110	45.5%	18	46	39.1%	20	26	76.9%	18	51	69	24	0	27	20	3	9	80	58	0	60	19	14	13	10
HOME	1	76	26	55	47.3%	13	26	50.0%	11	13	84.6%	9	27	36	9	0	15	11	2	3	44	32	0	26	4	9	4	7
AWAY	1	62	24	55	43.6%	5	20	25.0%	9	13	69.2%	9	24	33	15	0	12	9	1	6	36	26	0	34	15	5	9	3
NEUTRAL	0	0	0	0	0.0%	0	0	0.0%	0	0	0.0%	0	0	0	0	0	0	0	0	0	0	0	0	0	0	0	0	0
<b>MONTH</b>	<b>G</b>	<b>TP</b>	<b>FG</b>	<b>FGA</b>	<b>PCT.</b>	<b>3FG</b>	<b>3FA</b>	<b>PCT.</b>	<b>FT</b>	<b>FTA</b>	<b>PCT.</b>	<b>O</b>	<b>D</b>	<b>REB</b>	<b>F</b>	<b>DQ</b>	<b>A</b>	<b>TO</b>	<b>BL</b>	<b>ST</b>	<b>1ST</b>	<b>2ND</b>	<b>OT</b>	<b>PNT</b>	<b>TO</b>	<b>2ND</b>	<b>FB</b>	<b>BN</b>
NOVEMBER	7	509	182	392	46.4%	54	154	35.1%	91	147	61.9%	65	216	277	95	0	105	61	36	43	245	264	0	214	109	63	70	123
DECEMBER	6	442	160	341	46.9%	56	138	40.6%	66	94	70.2%	62	145	207	78	0	86	63	18	41	214	228	0	180	81	66	44	73
JANUARY	0	0	0	0	0.0%	0	0	0.0%	0	0	0.0%	0	0	0	0	0	0	0	0	0	0	0	0	0	0	0	0	0
FEBRUARY	0	0	0	0	0.0%	0	0	0.0%	0	0	0.0%	0	0	0	0	0	0	0	0	0	0	0	0	0	0	0	0	0
MARCH	0	0	0	0	0.0%	0	0	0.0%	0	0	0.0%	0	0	0	0	0	0	0	0	0	0	0	0	0	0	0	0	0
APRIL	0	0	0	0	0.0%	0	0	0.0%	0	0	0.0%	0	0	0	0	0	0	0	0	0	0	0	0	0	0	0	0	0
<b>5-GAME</b>	<b>G</b>	<b>TP</b>	<b>FG</b>	<b>FGA</b>	<b>PCT.</b>	<b>3FG</b>	<b>3FA</b>	<b>PCT.</b>	<b>FT</b>	<b>FTA</b>	<b>PCT.</b>	<b>O</b>	<b>D</b>	<b>REB</b>	<b>F</b>	<b>DQ</b>	<b>A</b>	<b>TO</b>	<b>BL</b>	<b>ST</b>	<b>1ST</b>	<b>2ND</b>	<b>OT</b>	<b>PNT</b>	<b>TO</b>	<b>2ND</b>	<b>FB</b>	<b>BN</b>
GAMES #1-5	5	342	122	279	43.7%	35	110	31.8%	63	100	63.0%	52	154	202	76	0	77	49	28	29	164	178	0	148	78	50	54	82
GAMES #6-10	5	394	138	277	49.8%	47	114	41.2%	71	103	68.9%	44	137	181	57	0	68	48	15	28	203	191	0	152	64	50	37	63
GAMES #11-15	3	215	82	177	46.3%	28	68	41.2%	23	38	60.5%	31	70	101	40	0	46	27	11	27	92	123	0	94	48	29	23	51
GAMES #16-20	0	0	0	0	0.0%	0	0	0.0%	0	0	0.0%	0	0	0	0	0	0	0	0	0	0	0	0	0	0	0	0	0
GAMES #21-25	0	0	0	0	0.0%	0	0	0.0%	0	0	0.0%	0	0	0	0	0	0	0	0	0	0	0	0	0	0	0	0	0
GAMES #26-30	0	0	0	0	0.0%	0	0	0.0%	0	0	0.0%	0	0	0	0	0	0	0	0	0	0	0	0	0	0	0	0	0
GAMES #31-35	0	0	0	0	0.0%	0	0	0.0%	0	0	0.0%	0	0	0	0	0	0	0	0	0	0	0	0	0	0	0	0	0
GAMES #36-40	0	0	0	0	0.0%	0	0	0.0%	0	0	0.0%	0	0	0	0	0	0	0	0	0	0	0	0	0	0	0	0	0
GAMES #41-42	0	0	0	0	0.0%	0	0	0.0%	0	0	0.0%	0	0	0	0	0	0	0	0	0	0	0	0	0	0	0	0	0
<b>POSTSEASON</b>	<b>G</b>	<b>TP</b>	<b>FG</b>	<b>FGA</b>	<b>PCT.</b>	<b>3FG</b>	<b>3FA</b>	<b>PCT.</b>	<b>FT</b>	<b>FTA</b>	<b>PCT.</b>	<b>O</b>	<b>D</b>	<b>REB</b>	<b>F</b>	<b>DQ</b>	<b>A</b>	<b>TO</b>	<b>BL</b>	<b>ST</b>	<b>1ST</b>	<b>2ND</b>	<b>OT</b>	<b>PNT</b>	<b>TO</b>	<b>2ND</b>	<b>FB</b>	<b>BN</b>
OVERALL	0	0	0	0	0.0%	0	0	0.0%	0	0	0.0%	0	0	0	0	0	0	0	0	0	0	0	0	0	0	0	0	0
B1G	0	0	0	0	0.0%	0	0	0.0%	0	0	0.0%	0	0	0	0	0	0	0	0	0	0	0	0	0	0	0	0	0
NCAA	0	0	0	0	0.0%	0	0	0.0%	0	0	0.0%	0	0	0	0	0	0	0	0	0	0	0	0	0	0	0	0	0

## OPPONENTS: 2018-19

ALL GAMES	G	TP	FG	FGA	PCT.	3FG	3FA	PCT.	FT	FTA	PCT.	O	D	REB	F	DQ	A	TO	BL	ST	1ST	2ND	OT	PNT	TO	2ND	FB	BN
OVERALL	13	716	276	719	38.4%	66	212	31.1%	98	156	62.8%	106	311	417	217	2	126	174	33	39	331	385	0	320	124	78	41	176
HOME	9	502	198	503	39.4%	49	146	33.6%	57	96	59.4%	70	222	292	152	2	91	121	17	28	236	266	0	220	82	52	29	121
AWAY	2	106	37	95	38.9%	9	32	28.1%	23	34	67.6%	15	44	59	32	0	19	30	9	4	47	59	0	48	12	10	10	17
NEUTRAL	2	108	41	121	33.9%	8	34	23.5%	18	26	69.2%	21	45	66	33	0	16	23	7	7	48	60	0	52	30	16	2	38
<b>BIG TEN</b>	<b>G</b>	<b>TP</b>	<b>FG</b>	<b>FGA</b>	<b>PCT.</b>	<b>3FG</b>	<b>3FA</b>	<b>PCT.</b>	<b>FT</b>	<b>FTA</b>	<b>PCT.</b>	<b>O</b>	<b>D</b>	<b>REB</b>	<b>F</b>	<b>DQ</b>	<b>A</b>	<b>TO</b>	<b>BL</b>	<b>ST</b>	<b>1ST</b>	<b>2ND</b>	<b>OT</b>	<b>PNT</b>	<b>TO</b>	<b>2ND</b>	<b>FB</b>	<b>BN</b>
OVERALL	2	117	45	113	39.8%	15	41	36.6%	12	19	63.2%	18	41	59	24	0	24	18	9	7	58	59	0	54	10	20	10	17
HOME	1	57	22	62	35.5%	9	24	37.5%	4	6	66.7%	13	20	33	12	0	12	9	3	4	28	29	0	26	0	15	2	14
AWAY	1	60	23	51	45.1%	6	17	35.3%	8	13	61.5%	5	21	26	12	0	12	9	6	3	30	30	0	28	10	5	8	3
NEUTRAL	0	0	0	0	0.0%	0	0	0.0%	0	0	0.0%	0	0	0	0	0	0	0	0	0	0	0	0	0	0	0	0	0
<b>MONTH</b>	<b>G</b>	<b>TP</b>	<b>FG</b>	<b>FGA</b>	<b>PCT.</b>	<b>3FG</b>	<b>3FA</b>	<b>PCT.</b>	<b>FT</b>	<b>FTA</b>	<b>PCT.</b>	<b>O</b>	<b>D</b>	<b>REB</b>	<b>F</b>	<b>DQ</b>	<b>A</b>	<b>TO</b>	<b>BL</b>	<b>ST</b>	<b>1ST</b>	<b>2ND</b>	<b>OT</b>	<b>PNT</b>	<b>TO</b>	<b>2ND</b>	<b>FB</b>	<b>BN</b>
NOVEMBER	7	357	137	403	34.0%	34	118	28.8%	49	78	62.8%	65	179	244	130	0	67	96	17	14	159	198	0	146	67	42	14	115
DECEMBER	6	359	139	316	44.0%	32	94	34.0%	49	78	62.8%	41	132	173	87	2	59	78	16	25	172	187	0	174	57	36	27	61
JANUARY	0	0	0	0	0.0%	0	0	0.0%	0	0	0.0%	0	0	0	0	0	0	0	0	0	0	0	0	0	0	0	0	0
FEBRUARY	0	0	0	0	0.0%	0	0	0.0%	0	0	0.0%	0	0	0	0	0	0	0	0	0	0	0	0	0	0	0	0	0
MARCH	0	0	0	0	0.0%	0	0	0.0%	0	0	0.0%	0	0	0	0	0	0	0	0	0	0	0	0	0	0	0	0	0
APRIL	0	0	0	0	0.0%	0	0	0.0%	0	0	0.0%	0	0	0	0	0	0	0	0	0	0	0	0	0	0	0	0	0
<b>5-GAME</b>	<b>G</b>	<b>TP</b>	<b>FG</b>	<b>FGA</b>	<b>PCT.</b>	<b>3FG</b>	<b>3FA</b>	<b>PCT.</b>	<b>FT</b>	<b>FTA</b>	<b>PCT.</b>	<b>O</b>	<b>D</b>	<b>REB</b>	<b>F</b>	<b>DQ</b>	<b>A</b>	<b>TO</b>	<b>BL</b>	<b>ST</b>	<b>1ST</b>	<b>2ND</b>	<b>OT</b>	<b>PNT</b>	<b>TO</b>	<b>2ND</b>	<b>FB</b>	<b>BN</b>
GAMES #1-5	5	235	8																									

# Player Statistics: 2018-19

## TIME ON THE COURT

PLAYER	YEAR	CAREER GAMES	CONSEC GAMES	CAREER STARTS	CONSEC STARTS
Zavier Simpson	Jr.	92	92	42	38
Charles Matthews	Sr.	90*	54	57	54
Jon Teske	Jr.	74	54	15	13
Isaiah Livers	So.	53	27	22	14
Jordan Poole	So	52	51	13	13
Eli Brooks	So.	44	15	12	0
Jaron Faulds#	So.	26	0	1	0
Austin Davis	Jr.	26	7	0	0
C.J. Baird	So.	12	0	0	0
Luke Wilson	So.	6	0	0	0
Ignas Brazdeikis	Fr.	13	13	13	13
Colin Castleton	Fr.	7	2	0	0
David DeJulius	Fr.	9	2	0	0
Brandon Johns, Jr.	Fr.	9	2	0	0
Adrien Nunez	Fr.	9	2	0	0

\* played 36 games at Kentucky before transferring to U-M

# sitting out 2018-19 season following transfer from Columbia

## MICHIGAN STARTING FIVE

Starters #1 -> IB, JT, CM, JP, ZS ..... 13-0

Date	Opponent	starter	starter	starter	starter	starter
N2	NORTHWOOD (Exh.)	Brazdeikis	Teske	Matthews	Poole	Simpson
N6	NORFOLK STATE	Brazdeikis	Teske	Matthews	Poole	Simpson
N10	HOLY CROSS	Brazdeikis	Teske	Matthews	Poole	Simpson
N14	at #8/8 Villanova	Brazdeikis	Teske	Matthews	Poole	Simpson
N17	vs. George Washington	Brazdeikis	Teske	Matthews	Poole	Simpson
N18	vs. Providence	Brazdeikis	Teske	Matthews	Poole	Simpson
N23	CHATTANOOGA	Brazdeikis	Teske	Matthews	Poole	Simpson
N28	#11/13 N. CAROLINA	Brazdeikis	Teske	Matthews	Poole	Simpson
D1	#19/18 PURDUE+	Brazdeikis	Teske	Matthews	Poole	Simpson
D4	at Northwestern+	Brazdeikis	Teske	Matthews	Poole	Simpson
D8	SOUTH CAROLINA	Brazdeikis	Teske	Matthews	Poole	Simpson
D15	WESTERN MICHIGAN	Brazdeikis	Teske	Matthews	Poole	Simpson
D22	AIR FORCE	Brazdeikis	Teske	Matthews	Poole	Simpson
D30	BINGHAMTON	Brazdeikis	Teske	Matthews	Poole	Simpson
J3	PENN STATE+					
J6	INDIANA +					
J10	at Illinois+					
J13	NORTHWESTERN+					
J19	at Wisconsin+					
J22	MINNESOTA+					
J25	at Indiana+					
J29	OHIO STATE+					
F1	at Iowa+					
F5	at Rutgers+					
F9	WISCONSIN+					
F12	at Penn State+					
F16	MARYLAND+					
F21	at Minnesota+					
F24	MICHIGAN STATE+					
F28	NEBRASKA+					
M3	at Maryland+					
M9	at Michigan State+					
M13	vs. BTT First Round					
M14	vs. BTT Second Round					
M15	vs. BTT Quarterfinal					
M16	vs. BTT Semifinal					
M17	vs. BTT Championship					

## MICHIGAN GAME LEADERS

LED IN ... SCORING	'15-16	'16-17	'17-18	'18-19	Total
Charles Matthews (Sr.)	Kentucky	TRANS	9	4	13
Zavier Simpson (Jr.)	-	0	3	0	3
Ignas Brazdeikis (Fr.)	-	-	-	6	6
Jordan Poole (So.)	-	-	1	2	3
Jon Teske (Jr.)	-	-	-	1	1

LED IN ... REBOUNDING	'15-16	'16-17	'17-18	'18-19	Total
Charles Matthews (Sr.)	Kentucky	TRANS	15	3	18
Jon Teske (Jr.)	-	0	6	5	11
Zavier Simpson (Jr.)	-	0	4	2	6
Isaiah Livers (So.)	-	-	2	2	4
Ignas Brazdeikis (Fr.)	-	-	-	2	2

LED IN ... ASSISTS	'15-16	'16-17	'17-18	'18-19	Total
Zavier Simpson (Jr.)	-	1	23	12	36
Charles Matthews (Sr.)	Kentucky	TRANS	10	1	11
Eli Brooks (So.)	-	-	2	0	2
Jordan Poole (So.)	-	-	1	0	1

LED IN ... BLOCKS	'15-16	'16-17	'17-18	'18-19	Total
Jon Teske (Jr.)	-	2	14	11	27
Charles Matthews (Sr.)	Kentucky	TRANS	11	2	13
Isaiah Livers (So.)	-	-	5	2	7
Jordan Poole (So.)	-	-	4	1	5
Austin Davis (Jr.)	-	0	2	0	2
Eli Brooks (So.)	-	-	1	0	1
C.J. Baird (So.)	-	-	1	0	1
Ignas Brazdeikis (Fr.)	-	-	-	3	3

LED IN ... STEALS	'15-16	'16-17	'17-18	'18-19	Total
Zavier Simpson (Jr.)	-	7	21	5	33
Charles Matthews (Sr.)	Kentucky	TRANS	7	3	10
Jon Teske (Jr.)	-	1	5	5	11
Eli Brooks (So.)	-	-	4	0	4
Isaiah Livers (So.)	-	-	3	2	5
Jordan Poole (So.)	-	-	3	3	6
Ignas Brazeikis (Fr.)	-	-	-	2	2
Brandon Johns Jr. (Fr.)	-	-	-	1	1
Austin Davis (Jr.)	-	-	-	1	1

## Player Statistics: 2018-19

<b>DOUBLE-DIGIT SCORING</b>	'15-16	'16-17	'17-18	'18-19	Career
Charles Matthews (Sr.)	1	TRANS	31	8	40*
Zavier Simpson (Jr.)	-	0	18	4	24
Jordan Poole (So.)	-	-	10	9	19
Jon Teske (Jr.)	-	0	3	4	7
Isaiah Livers (So.)	-	-	3	6	10
Ignas Brazdeikis (Fr.)	-	-	-	11	11
* combined total with Kentucky (1) & U-M (39)					
<b>20+ POINTS</b>	'15-16	'16-17	'17-18	'18-19	Career
Charles Matthews (Sr.)	0	TRANS	7	4	11*
Ignas Brazdeikis (Fr.)	-	-	-	5	5
Jordan Poole (So.)	-	-	0	3	3
* combined total with Kentucky (0) & U-M (11)					
<b>30+ POINTS</b>	'15-16	'16-17	'17-18	'18-19	Career
Charles Matthews (Sr.)	0	TRANS	1	0	1*
* combined total with Kentucky (0) & U-M (1)					
<b>7+ REBOUNDS</b>	'15-16	'16-17	'17-18	'18-19	Career
Charles Matthews (Sr.)	0	TRANS	0	4	4
Jon Teske (Jr.)	-	0	5	5	10
Zavier Simpson (Jr.)	-	0	3	2	5
Isaiah Livers (So.)	-	-	2	2	4
Ignas Brazdeikis (Fr.)	-	-	-	5	5
* combined total with Kentucky (0) & U-M (4)					
<b>10+ REBOUNDS</b>	'15-16	'16-17	'17-18	'18-19	Career
Charles Matthews (Sr.)	0	TRANS	3	1	4*
Jon Teske (Jr.)	-	0	2	2	4
Isaiah Livers (So.)	-	-	0	1	1
Zavier Simpson (Jr.)	-	0	0	1	1
* combined total with Kentucky (0) & U-M (4)					
<b>5+ ASSISTS</b>	'15-16	'16-17	'17-18	'18-19	Career
Zavier Simpson (Jr.)	-	0	15	11	26
Charles Matthews (Sr.)	0	TRANS	3	0	3*
Eli Brooks (So.)	-	-	1	0	1
* combined total with Kentucky (0) & U-M (3)					
<b>10+ ASSISTS</b>	'15-16	'16-17	'17-18	'18-19	Career
Charles Matthews (Sr.)	0	TRANS	1	0	1*
Zavier Simpson (Jr.)	-	0	0	1	1
* combined total with Kentucky (0) & U-M (1)					
<b>3+ STEALS</b>	'15-16	'16-17	'17-18	'18-19	Career
Zavier Simpson (Jr.)	-	2	5	3	10
Charles Matthews (Sr.)	0	TRANS	2	2	4*
Jon Teske (Jr.)	-	0	1	1	1
Jordan Poole (So.)	-	-	0	1	1
* combined total with Kentucky (0) & U-M (4)					
<b>5+ STEALS</b>	'15-16	'16-17	'17-18	'18-19	Career
Zavier Simpson (Jr.)	-	0	1	1	2
<b>3+ BLOCKS</b>	'15-16	'16-17	'17-18	'18-19	Career
Charles Matthews (Sr.)	0	TRANS	1	1	2*
Jon Teske (Jr.)	-	-	-	2	2
* combined total with Kentucky (0) & U-M (2)					
<b>5+ BLOCKS</b>	'15-16	'16-17	'17-18	'18-19	Career
Jon Teske	-	0	0	2	2

<b>5+ FIELD GOALS</b>	'15-16	'16-17	'17-18	'18-19	Career
Charles Matthews (Sr.)	0	TRANS	21	7	28*
Zavier Simpson (Jr.)	-	0	10	4	14
Jordan Poole (So.)	-	-	3	7	10
Jon Teske (Jr.)	-	0	3	4	7
Isaiah Livers (So.)	-	-	2	1	3
Ignas Brazdeikis (Fr.)	-	-	-	8	8
* combined total with Kentucky (0) & U-M (28)					
<b>10+ FIELD GOALS</b>	'15-16	'16-17	'17-18	'18-19	Career
Charles Matthews (Sr.)	0	TRANS	2	2	4*
* combined total with Kentucky (0) & U-M (4)					
<b>3+ THREE-POINTERS</b>	'15-16	'16-17	'17-18	'18-19	Career
Jordan Poole (So.)	-	-	5	5	10
Charles Matthews (Sr.)	0	TRANS	1	0	1*
Isaiah Livers (So.)	-	-	1	2	3
Zavier Simpson (Jr.)	-	0	0	2	2
Ignas Brazdeikis (Fr.)	-	-	-	3	3
* combined total with Kentucky (0) & U-M (1)					
<b>5+ THREE-POINTERS</b>	'15-16	'16-17	'17-18	'18-19	Career
Jordan Poole (So.)	-	-	1	4	5
<b>5+ FREE THROWS</b>	'15-16	'16-17	'17-18	'18-19	Career
Charles Matthews (Sr.)	0	TRANS	5	3	8*
Zavier Simpson (Jr.)	-	0	2	0	2
Jordan Poole (So.)	-	-	1	1	2
Jon Teske (Jr.)	-	0	1	1	2
Ignas Brazdeikis (Fr.)	-	-	-	5	5
* combined total with Kentucky (0) & U-M (8)					
<b>10+ FREE THROWS</b>	'15-16	'16-17	'17-18	'18-19	Career
Charles Matthews (Sr.)	0	0	0	1	1
* combined total with Kentucky (0) & U-M (1)					
<b>DOUBLE DOUBLES</b>	'15-16	'16-17	'17-18	'18-19	Career
Charles Matthews (Sr.)	0	TRANS	4	1	5*
Jon Teske (Jr.)	-	0	2	0	2
Zavier Simpson (Jr.)	-	0	0	1	1
* combined total with Kentucky (0) & U-M (5)					

## The Last Time ...

### IN THE RANKING (Listed AP/ESPN-USA Today Coaches Poll)

<b>Michigan was ranked</b>	Dec. 31, 2018, Associated Press (2nd)   Dec. 31, 2018, ESPN/USA Today Coaches Poll (4th)
<b>Michigan defeated a ranked opponent</b>	Dec. 1, 2018, No. 19/18 Purdue: U-M won 76-57 at Crisler Center in Ann Arbor, Mich.
<b>Michigan lost to a ranked opponent</b>	April 2, 2017, vs. #2/2 Villanova (NCAA): U-M lost 79-62 in NCAA title game at Alamodome in San Antonio, Texas
<b>Michigan defeated a ranked opponent at home</b>	Dec. 1, 2018, No. 19/18 Purdue: U-M won 76-57 at Crisler Center in Ann Arbor, Mich.
<b>Michigan defeated a ranked opponent on the road</b>	November 14, 2018 vs. No. 8 Villanova at Finneran Pavilion in Villanova, Pa.
<b>Michigan defeated a top 10 ranked opponent at home</b>	Feb. 18, 2018, #8/9 Ohio State: U-M won 74-62 at Crisler Center in Ann Arbor, Mich.
<b>Michigan defeated a top 10 ranked opponent on the road</b>	November 14, 2018 vs. No. 8 Villanova at Finneran Pavilion in Villanova, Pa.
<b>Michigan was ranked No. 1</b>	Jan. 28, 2013, Michigan 1st in AP poll, 2nd in ESPN/USA Today Coaches Poll
<b>Michigan faced the No. 1 ranked team</b>	Dec. 14, 2013, #1/1 Arizona: U-M lost 72-70 at Crisler Center in Ann Arbor, Mich.
<b>Michigan defeated the No. 1 ranked team</b>	Dec. 14, 1997, #1/1 Duke: U-M won 81-73 at Crisler Center in Ann Arbor, Mich.

### OVERTIME / THE LAST SECOND

<b>Michigan won an overtime game</b>	March 1, 2017, vs. Iowa (BTT): U-M won 77-71 at Madison Square Garden in New York, N.Y.
<b>Michigan lost an overtime game</b>	Feb. 19, 2017, at Minnesota: U-M lost 83-78 at Williams Arena in Minneapolis, Minn.
<b>Michigan won on a buzzer beater</b>	March 17, 2018, vs. #21/19 Houston (NCAA): U-M won 64-43 on a Jordan Poole three-pointer with 0.3 seconds left
<b>Opponent won on a buzzer beater</b>	March 1, 2017 at Northwestern: Dererk Pardon layup after full court pass with 1.7 seconds left

### DOUBLE-FIGURE SCORING

<b>Michigan had one in double figures</b>	Jan. 18, 2018, at Nebraska: Charles Matthews (15)
<b>Michigan had two in double figures</b>	Nov. 18, 2018 vs. Providence: I. Brazdeikis (22), J. Teske (17)
<b>Michigan had three in double figures</b>	Dec. 30, 2018, Binghamton: I. Brazdeikis (21), J. Poole (18), I. Livers (17)
<b>Michigan had four in double figures</b>	Dec. 22, 2018, Air Force: I. Brazdeikis (19), C. Matthews (17), J. Poole (11), I. Livers (11)
<b>Michigan had five in double figures</b>	Dec. 8, 2018, South Carolina: J. Poole (26), I. Brazdeikis (17), J. Teske (15), I. Livers (12), C. Matthews (12)
<b>Michigan had six in double figures</b>	Jan. 6, 2018, Illinois: M. Wagner (14), D. Robinson (13), M.A. Abdur-Rahkman (13), I. Livers (12), J. Poole (11), C. Matthews (10)
<b>Michigan had five starters in double figures</b>	Nov. 13, 2017, Central Michigan: M.A. Abdur-Rahkman (17), Z. Simpson (13), C. Matthews (13), M. Wagner (10), D. Robinson (10)
<b>Michigan had two players with 20-plus points</b>	Nov. 28, 2018, No. 11/13 North Carolina: I. Brazdeikis (24), C. Matthews (21)
<b>Michigan had three players with 20-plus points</b>	Jan. 14, 2017, Nebraska: Moe Wagner (23), Zak Irvin (21), Derrick Walton Jr. (20)
<b>Michigan had two players with 30-plus points</b>	March 12, 1994, at Northwestern: Jalen Rose (33) and Juwan Howard (32)

### INDIVIDUAL SCORING

<b>U-M player had 20 or more points</b>	Dec. 30, 2018, Binghamton	I. Brazdeikis (21)
<b>U-M player had 30 or more points</b>	Dec. 21, 2017, Alabama A&M	Charles Matthews (31)
<b>U-M player had 40 or more points</b>	Jan. 9, 1988, Minnesota	Glen Rice (40)
<b>Opponent player had 20 or more points</b>	Dec. 4, 2018 at Northwestern	Dererk Pardon (20)
<b>Opponent player had 30 or more points</b>	Dec. 15, 2018, Western Michigan	Michael Flowers (31)
<b>Opponent player had 40 or more points</b>	Dec. 30, 1993, Arizona	Khalid Reeves (40)

### INDIVIDUAL REBOUNDING

<b>U-M player had 10 or more rebounds</b>	Dec. 15, 2018, Western Michigan	Charles Matthews (10)
<b>U-M player had 15 or more rebounds</b>	March 31, 2018, vs. Loyola-Chicago (NCAA)	Moritz Wagner (15)
<b>U-M player had 20 or more rebounds</b>	Dec. 22, 2008, Florida Gulf Coast	DeShawn Sims (20)
<b>Opponent player had 10 or more rebounds</b>	April 2, 2017, vs. #2/2 Villanova (NCAA)	Omari Spellman (11)

### INDIVIDUAL ASSISTS

<b>U-M player had five-plus assists</b>	Dec. 30, 2018, Binghamton	Zavier Simpson (10)
<b>U-M player had 10-plus assists</b>	Nov. 26, 2017, UC Riverside	Charles Matthews (12)
<b>U-M player had 15-plus assists</b>	March 5, 2017, at Nebraska	Derrick Walton Jr. (16), <i>U-M Record</i>

### INDIVIDUAL BLOCKS

<b>U-M player had five-plus blocks</b>	Nov. 28, 2018, No. 11/13 North Carolina	Jon Teske (5)
<b>U-M player had 10-plus blocks</b>	Dec. 7, 1985, Florida Southern	Roy Tarpley (10)

### INDIVIDUAL STEALS

<b>U-M player had five-plus steals</b>	Nov. 14, 2018 at No. 8 Villanova	Zavier Simpson (5)
<b>U-M player had 10-plus steals</b>	has yet to happen	

### DOUBLE-DOUBLE

<b>U-M player had a double-double (point-rebound)</b>	Dec. 15, 2018, Western Michigan	Charles Matthews (25 points, 10 rebounds)
<b>U-M player had a double-double (point-assist)</b>	Nov. 26, 2017, UC Riverside	Charles Matthews (17 points, 12 assists)
<b>U-M player had a double-double (point-block)</b>	Dec. 7, 1985, Florida Southern	Roy Tarpley (19 points, 10 blocks)
<b>Michigan had two players with a double-double</b>	Feb. 3, 2018, Minnesota	Charles Matthews (13 points, 11 rebounds) Moritz Wagner (16 points, 10 rebounds)

### TRIPLE-DOUBLE

<b>U-M player had a triple-double (point-rebound-assist)</b>	Dec. 19, 2015, Youngstown State	Derrick Walton Jr. (10P, 11R, 13A)
	Dec. 15, 2015, Northern Kentucky	Caris LeVert (13P, 10R, 10A)
	Jan. 30, 2011, Iowa	Darius Morris (12P, 10R, 11A)
	Nov. 14, 2009, Northern Michigan	Manny Harris (18P, 13R, 10A)
	March 14, 1987 vs. North Carolina (NCAA)	Gary Grant (24P, 10R, 10A)

## The Last Time ...

### SCORING

Michigan scored 100 or more points	Nov. 21, 2017, vs. Chaminade	Michigan (102) - U-M won 102-64
Michigan scored 90 or more points	March 22, 2018, vs. Texas A&M (NCAA)	Michigan (99) - U-M won 99-72
Michigan scored 80 or more points	Dec. 8, 2018, South Carolina	Michigan (89) - U-M won 89-78
Michigan scored fewer than 50 points	Jan. 18, 2018, at Nebraska	Michigan (5) - U-M lost 72-52
Opponent scored 100 or more points	Dec. 10, 2016, at UCLA	UCLA (102) - U-M lost 102-84
Opponent scored 90 or more points	Jan. 26, 2018, at #3/3 Purdue	Purdue (92) - U-M lost 92-88
Opponent scored fewer than 50 points	Dec. 22, 2018, Air Force	Air Force (50) - U-M won 71-50
Opponent scored fewer than 40 points	Nov. 10, 2018 vs. Holy Cross	Holy Cross (37) - U-M won 56-37

### REBOUNDING

Michigan had more than 50 rebounds	Nov. 6, 2018, Norfolk State	Michigan (52)
Michigan had more than 40 rebounds	Nov. 23, 2018, Chattanooga	Michigan (44)
Michigan had fewer than 25 rebounds	Jan. 26, 2018, at #3/3 Purdue	Michigan (25)
Opponent had more than 50 rebounds	March 10, 2013, Indiana	Indiana (53)
Opponent had more than 40 rebounds	Nov. 28, 2018, No. 11/13 North Carolina	North Carolina (43)
Opponent had fewer than 25 rebounds	Dec. 8, 2018, South Carolina	South Carolina (24)

### ASSISTS

Michigan had more than 20 assists	Dec. 30, 2018: Binghamton	Michigan (23)
Michigan had more than 15 assists	Dec. 22, 2018, Air Force	Michigan (15)
Michigan had fewer than 10 assists	Dec. 15, 2018, Western Michigan	Michigan (8)

### BLOCKS

Michigan had more than 10 blocks	Feb. 24, 2007, at Minnesota	Michigan (10)
Michigan had more than five blocks	Dec. 22, 2018, Air Force	Michigan (5)
Michigan had fewer than five blocks	Dec. 30, 2018: Binghamton	Michigan (4)
Michigan did not record a block	March 22, 2018, vs. Texas A&M (NCAA)	Michigan (0)

### STEALS

Michigan had more than 10 steals	Dec. 15, 2018, Western Michigan	Michigan (10)
Michigan had more than five steals	Dec. 30, 2018: Binghamton	Michigan (8)
Michigan had fewer than five steals	Dec. 8, 2018, South Carolina	Michigan (5)
Michigan did not record a steal	Feb. 16, 2014, Wisconsin	Michigan (0)

### FIELD GOALS

Michigan had more than 40 field goals made	Dec. 19, 2015, Youngstown State	Michigan (40)
Michigan had more than 30 field goals made	Dec. 30, 2018: Binghamton	Michigan (30)
Michigan had fewer than 20 field goals made	Nov. 10, 2018 vs. Holy Cross	Michigan (18)
Michigan had more than 70 field goal attempts	Dec. 16, 2016, vs. Detroit Mercy	Michigan (72)
Michigan had more than 60 field goal attempts	Dec. 30, 2018: Binghamton	Michigan (63)
Michigan had fewer than 40 field goal attempts	Feb. 6, 2010, Wisconsin	Michigan (39)
Michigan shot over 60 percent from the field	March 22, 2018, vs. Texas A&M (NCAA)	Michigan 61.9 percent (39-for-63)
Michigan shot over 50 percent from the field	Dec. 8, 2018, South Carolina	Michigan 51.9 percent (28-for-54)
Michigan shot less than 30 percent from the field	Nov. 23, 2016, at South Carolina	Michigan 19.2 percent (10-for-52)

### 3-POINT FIELD GOALS

Michigan had more than 15 three-point field goals	Nov. 17, 2018, vs. George Washington	Michigan (15)
Michigan had more than 10 three-point field goals	Dec. 30, 2018: Binghamton	Michigan (11)
Michigan had fewer than five three-point field goals	Dec. 4, 2018 at Northwestern	Michigan (5)
Michigan did not make three-point field goal	March 3, 2013, Michigan State	Michigan (0)
Michigan had more than 30 three-point field goal attempts	Dec. 22, 2018, Air Force	Michigan (32)
Michigan had more than 20 three-point field goal attempts	Dec. 8, 2018, South Carolina	Michigan (24)
Michigan had fewer than 10 three-point field goals attempts	Dec. 15, 2007, Central Michigan	Michigan (8)
Michigan shot over 50 percent on three-pointers	Dec. 30, 2018: Binghamton	Michigan 61.1 percent (11-for-18)
Michigan shot over 40 percent on three-pointers	Dec. 8, 2018, South Carolina	Michigan 41.7 percent (10-for-24)
Michigan shot less than 25 percent on three-pointers	Dec. 4, 2018 at Northwestern	Michigan 25.0 percent (5-for-20)

### FREE THROWS MADE

Michigan had more than 30 free throws made	Feb. 14, 2001 vs. Iowa	Michigan (34)
Michigan had more than 20 free throws made	Dec. 8, 2018, South Carolina	Michigan (23)
Michigan had fewer than 10 free throws made	Dec. 30, 2018: Binghamton	Michigan (3)
Michigan had more than 30 free throw attempts	Dec. 8, 2018, South Carolina	Michigan (30)
Michigan had more than 20 free throw attempts	Dec. 15, 2018, Western Michigan	Michigan (25)
Michigan had fewer than 10 free throw attempts	Dec. 30, 2018: Binghamton	Michigan (6)
Michigan had fewer than five free throw attempts	Jan. 1, 2017, at Iowa	Michigan (5)
Michigan shot 100 percent on free throws	March 23, 2017, vs. Oregon (NCAA)	Michigan 1.000 percent (7-for-7)
Michigan shot over 90 percent on free throws	Jan. 17, 2016, at Wisconsin	Michigan 90.9 percent (10-for-11)
Michigan shot less than 50 percent on free throws	Dec. 30, 2018: Binghamton	Michigan 50.0 percent (3-for-6)

### FOULS

Michigan had more than 20 fouls	Nov. 14, 2018, at #8/8 Villanova	Michigan (20)
Michigan had more than 15 fouls	Dec. 4, 2018 at Northwestern	Michigan (15)
Michigan had fewer than 10 fouls	Dec. 1, 2018, No. 19/18 Purdue	Michigan (9)
Michigan had fewer than five fouls	Nov. 23, 2018, Chattanooga	Michigan (5)

### TURNOVERS

Michigan had more than 20 turnovers	Jan. 28, 2009, at Ohio State	Michigan (21)
Michigan had more than 10 turnovers	Dec. 22, 2018, Air Force	Michigan (11)
Michigan had fewer than 10 turnovers	Dec. 30, 2018: Binghamton	Michigan (8)
Michigan had fewer than five turnovers	Nov. 23, 2018, Chattanooga	Michigan (5)

## Box Scores: 2018-19



All five U-M starters scored in double figures as the Wolverines rolled to a 90-58 victory against Northwood in U-M's lone exhibition of the season.

Isaiah Livers had eight points, eight rebounds and three assists off the bench in U-M's 63-44 season opening victory over Norfolk State at Crisler Center.

Ignas Brazdeikis scored 15 points of his 19 points to start the second half helping spark a Michigan 56-37 comeback victory over Holy Cross at Crisler Center.

**EXHIBITION 1**  
**#19/18 Michigan: 90**  
**Northwood: 58**  
**November 2, 2018**  
**Ann Arbor, Mich. • Crisler Center**  
**TV: BTN-Plus (Student U)**



#	#19/18 U-M	FG	3FG	FT	O-D	RB	PF	PTS	A	TO	B	S	MIN
13	I. Brazdeikis, f	6-9	0-2	1-3	0-2	2	3	13	0	2	0	0	20
15	J. Teske, c	4-5	1-1	2-2	2-1	3	2	11	0	3	1	0	21
1	C. Matthews, g	5-12	1-2	4-5	2-4	6	1	15	3	2	1	2	30
2	J. Poole, g	5-12	1-4	1-1	1-4	5	1	12	8	1	0	1	27
3	Z. Simpson, g	5-5	0-0	2-4	0-5	5	2	12	8	4	0	5	24
0	D. DeJulius	1-3	0-1	0-0	0-0	0	0	2	1	1	0	0	7
4	I. Livers	5-9	0-2	0-0	3-3	6	2	10	0	1	2	0	21
5	A. Nunez	0-0	0-0	0-0	0-0	0	0	0	0	0	0	0	4
11	C. Castleton	1-2	0-0	0-0	1-1	2	1	2	0	0	0	0	4
23	B. Johns, Jr.	1-1	0-0	0-0	0-4	4	0	2	1	1	2	0	9
24	C.J. Baird	1-1	1-1	0-0	0-0	0	0	3	0	0	0	0	2
32	L. Wilson	0-0	0-0	0-0	0-0	0	0	0	0	0	0	0	2
51	A. Davis	1-1	0-0	0-0	0-2	2	3	2	0	0	1	1	12
55	E. Brooks	2-2	1-1	1-1	1-2	3	1	6	4	0	0	0	17
<b>TEAM</b>													
<b>TOTALS</b> 37-62 5-14 11-16 10-31 41 16 90 25 15 7 10 200													
<b>TOTAL FG%:</b> 1st: 17-27 .630 2nd: 20-35 .571 Game: 37-62 .597													
<b>3-PT FG%:</b> 1st: 1-9 .111 2nd: 4-5 .800 Game: 5-14 .357													
<b>FT%:</b> 1st: 6-9 .667 2nd: 5-7 .714 Game: 11-16 .688													
<b>Deadball:</b> 4													

#	Northwood	FG	3FG	FT	O-D	RB	PF	PTS	A	TO	B	S	MIN
13	D. Jelinek, f	5-7	0-0	0-1	1-2	3	3	10	0	0	0	0	22
21	Z. Allread, f	2-7	1-1	2-3	1-2	3	2	7	1	2	0	0	28
2	T. McBride, g	8-14	0-3	0-0	4-1	5	2	16	0	2	1	2	24
20	J. Lewis, g	3-10	1-2	2-3	0-5	5	3	9	2	6	0	2	34
11	A. Marty, g	2-6	0-2	1-1	1-2	3	3	5	0	1	0	0	22
22	J. Ammerman	3-11	0-5	0-1	1-0	1	3	6	0	3	0	2	28
14	B. Solomon	0-1	0-1	0-0	0-0	0	1	0	0	2	0	0	10
23	T. Davis	0-1	0-1	0-0	0-0	0	0	0	0	0	0	0	2
24	C. Smith	0-1	0-1	0-0	0-0	0	0	0	0	0	0	0	2
33	K. Calhoun	1-2	0-0	1-2	0-0	0	1	3	3	1	0	1	15
34	D. Kolp	1-4	0-1	0-0	3-0	3	1	2	0	1	1	0	11
44	T. Reha	0-0	0-0	0-0	0-2	2	0	0	0	0	0	0	3
<b>TEAM</b>													
<b>TOTALS</b> 25-64 2-17 6-11 12-16 28 19 58 6 19 2 7 200													
<b>TOTAL FG%:</b> 1st: 12-32 .375 2nd: 13-32 .406 Game: 25-64 .391													
<b>3-PT FG%:</b> 1st: 0-8 .000 2nd: 2-9 .222 Game: 2-17 .118													
<b>FT%:</b> 1st: 2-5 .400 2nd: 4-6 .667 Game: 6-11 .545													
<b>Deadball:</b> 1													

**Technical Fouls:** None  
**Foul Out:** U-M - None; Northwood - None  
**Officials:** Rob Riley, Brandon Cruz, Michael Kitts  
**Attendance:** 11,748  
**Score by Half**  
 #19/18 Michigan..... 41-49 90  
 Northwood..... 26-32 58

**GAME #1 | HOF TIP-OFF CAMPUS**  
**#19/18 Michigan: 63**  
**Norfolk State: 44**  
**November 6, 2018**  
**Ann Arbor, Mich. • Crisler Center**  
**TV: BTN**



#	#19/18 U-M	FG	3FG	FT	O-D	RB	PF	PTS	A	TO	B	S	MIN
13	I. Brazdeikis, f	3-10	1-5	5-7	1-3	4	2	12	1	1	1	0	23
15	J. Teske, c	5-11	0-0	3-6	4-4	8	3	13	0	4	1	2	27
1	C. Matthews, g	5-12	0-4	0-5	3-4	7	2	10	0	3	0	0	28
2	J. Poole, g	0-5	0-3	3-4	0-5	5	4	3	3	3	0	0	26
3	Z. Simpson, g	1-4	1-4	1-2	0-5	5	2	4	5	2	0	0	26
0	D. DeJulius	0-1	0-1	0-0	0-1	1	1	0	0	1	0	0	4
4	I. Livers	3-5	2-4	0-0	2-6	8	1	8	3	0	2	0	26
5	A. Nunez	0-1	0-1	0-0	0-1	1	0	0	0	0	0	0	3
11	C. Castleton	0-2	0-1	0-2	0-2	2	2	0	0	1	0	0	2
23	B. Johns, Jr.	0-0	0-0	0-0	0-1	1	0	0	0	0	0	1	5
24	C.J. Baird	0-0	0-0	0-0	0-0	0	0	0	0	0	0	0	2
51	A. Davis	2-5	0-0	1-3	3-0	3	1	5	0	1	1	1	8
55	E. Brooks	3-4	2-3	0-0	2-2	2	0	8	4	0	0	0	20
<b>TEAM</b>													
<b>TOTALS</b> 22-60 6-26 13-29 17-35 52 18 63 16 12 3 8 200													
<b>TOTAL FG%:</b> 1st: 12-33 .364 2nd: 10-27 .370 Game: 22-60 .367													
<b>3-PT FG%:</b> 1st: 4-14 .286 2nd: 2-12 .167 Game: 6-26 .231													
<b>FT%:</b> 1st: 4-13 .308 2nd: 9-16 .563 Game: 13-29 .448													
<b>Deadball:</b> 5,1													

#	Norfolk State	FG	3FG	FT	O-D	RB	PF	PTS	A	TO	B	S	MIN
5	A. Branch, f	1-4	1-2	0-0	0-5	5	1	3	1	0	0	0	23
45	J. Butler, F	2-9	0-0	0-0	0-5	5	4	4	0	3	1	0	30
0	M. Pitt, g	3-9	1-3	0-0	0-2	2	2	7	3	0	0	0	18
14	N. Thomas, g	4-8	0-2	1-3	0-5	5	3	9	0	1	0	0	30
35	D. Jamerson, g	0-4	0-4	2-2	2-0	2	2	2	0	0	1	0	24
1	B.J. Fitzgerald	1-1	1-1	0-0	0-1	1	1	3	0	0	0	0	6
4	J. Bryant	0-5	0-0	0-0	0-3	3	2	0	3	2	0	1	22
15	C.J. Kelly	2-5	0-0	2-4	0-4	4	2	6	0	0	1	0	16
22	A. Long	3-10	0-0	0-0	2-2	4	4	6	1	3	0	0	16
32	C. Ford	0-1	0-0	0-2	1-2	3	0	0	0	0	0	0	5
55	K. Chavis	2-3	0-0	0-0	0-1	1	1	4	0	0	0	0	10
<b>TEAM</b>													
<b>TOTALS</b> 18-59 3-12 5-11 8-32 40 22 44 8 13 1 3 200													
<b>TOTAL FG%:</b> 1st: 6-26 .231 2nd: 12-33 .364 Game: 18-59 .305													
<b>3-PT FG%:</b> 1st: 0-4 .000 2nd: 3-8 .375 Game: 3-12 .250													
<b>FT%:</b> 1st: 1-3 .333 2nd: 4-8 .500 Game: 5-11 .455													
<b>Deadball:</b> 3													

**Technical Fouls:** None  
**Foul Out:** U-M - None; Norfolk State - None  
**Officials:** Larry Scirotto, Bill Elk, Lewis Garrison  
**Attendance:** 10,109  
**Score by Half**  
 #19/18 Michigan..... 32-31 63  
 Norfolk State ..... 13-31 44

**GAME #2 | HOF TIP-OFF CAMPUS**  
**#19/18 Michigan: 56**  
**Holy Cross: 37**  
**November 10, 2018**  
**Ann Arbor, Mich. • Crisler Center**  
**TV: BTN-Plus (Student U)**



#	#19/18 U-M	FG	3FG	FT	O-D	RB	PF	PTS	A	TO	B	S	MIN
13	I. Brazdeikis, f	5-9	1-2	8-8	2-5	7	1	19	3	2	0	1	26
15	J. Teske, c	2-4	0-1	1-2	1-4	5	1	5	1	0	5	0	22
1	C. Matthews, g	7-17	2-6	4-5	0-2	2	1	20	0	2	0	1	38
2	J. Poole, g	1-5	0-3	1-2	0-5	5	2	3	1	2	2	1	32
3	Z. Simpson, g	0-3	0-1	0-0	0-4	4	0	0	7	1	0	0	28
0	D. DeJulius	0-0	0-0	0-0	0-0	0	0	0	0	0	0	0	1
4	I. Livers	2-8	0-4	3-4	3-7	10	1	7	1	1	2	2	26
5	A. Nunez	0-0	0-0	0-0	0-1	1	0	0	0	0	0	0	1
23	B. Johns, Jr.	0-0	0-0	0-0	0-0	0	0	0	0	0	0	0	1
51	A. Davis	0-0	0-0	0-0	0-0	0	0	0	0	0	0	0	3
55	E. Brooks	1-4	0-2	0-0	0-4	4	2	2	0	1	0	1	23
<b>TEAM</b>													
<b>TOTALS</b> 18-50 3-19 17-21 7-32 39 8 56 13 9 9 6 200													
<b>TOTAL FG%:</b> 1st: 5-24 .208 2nd: 13-26 .500 Game: 18-50 .360													
<b>3-PT FG%:</b> 1st: 2-11 .182 2nd: 1-8 .125 Game: 3-19 .158													
<b>FT%:</b> 1st: 6-8 .750 2nd: 11-13 .846 Game: 17-21 .810													
<b>Deadball:</b> 2													

#	Holy Cross	FG	3FG	FT	O-D	RB	PF	PTS	A	TO	B	S	MIN
3	J. Grandison, f	5-15	1-5	1-2	0-5	5	2	12	3	3	1	0	37
15	M. Faw, f	1-2	0-1	0-0	0-6	6	4	2	0	0	0	0	29
30	J. Floyd, f	1-6	0-0	1-1	2-3	5	3	2	2	0	0	0	17
0	C. Green, g	2-4	0-1	0-0	0-2	2	1	4	2	3	0	0	33
4	A. Butler, g	1-13	0-2	0-0	1-4	5	2	2	2	2	0	1	33
2	K. Copeland	0-2	0-2	0-0	0-0	0	0	0	0	1	0	0	4
5	C. Niego	5-7	3-3	0-0	0-2	2	4	13	0	1	0	0	22
11	P. Benzan	1-2	0-0	0-0	0-1	1	1	2	1	1	0	0	16
12	C. Le Sann	0-0	0-0	0-0	1-0	1	0	0	0	0	0	0	6
13	M. Hargis	0-1	0-0	0-0	0-0	0	0	0	0	0	0	0	1
31	M. Zignorski	0-0	0-0	0-0	0-0	0	0	0	0	0	0	0	1
42	B. Verbeek	0-0	0-0	0-0	0-0	0	0	0	0	1	0	0	1
<b>TEAM</b>													
<b>TOTALS</b> 16-52 4-14 1-3 6-25 31 17 37 10 16 1 1 200													
<b>TOTAL FG%:</b> 1st: 10-22 .455 2nd: 6-30 .200 Game: 16-52 .308													
<b>3-PT FG%:</b> 1st: 4-8 .500 2nd: 0-6 .000 Game: 4-14 .286													
<b>FT%:</b> 1st: 0-0 .000 2nd: 1-3 .333 Game: 1-3 .333													
<b>Deadball:</b> 0,2													

**Technical Fouls:** None  
**Foul Out:** U-M - None; Holy Cross - None  
**Officials:** Bo Boroski, Steve McClunkens, Bill McCarthy  
**Attendance:** 12,355  
**Score by Half**  
 #19/18 Michigan..... 18-38 56  
 Holy Cross ..... 24-13 37

### Box Scores: 2018-19



Charles Matthews had 19 points, four rebounds, three blocks and one steal in U-M's 73-46 Gavitt Games road victory at No. 8/8 Villanova's Finneran Pavilion.



With 14 points and 11 rebounds, Xavier Simpson posted his first career double-double while dishing out eight assists in U-M's 84-61 win over George Washington.



Ignas Brazdeikis recorded his first 20-point game to lead U-M to the Hall of Fame Tip-Off championship with a 66-47 win over Providence at the Mohegan Sun Arena.

**GAME #3 | GAVITT GAMES**  
**#18/18 Michigan: 73**  
**at #8/8 Villanova: 46**  
**November 14, 2018**  
**Villanova, Pa. • Finneran Pavilion**  
**TV: FOX**



#	#18/18 U-M	FG	3FG	FT	O-D	RB	PF	PTS	A	TO	B	S	MIN
13	I. Brazdeikis, f	7-11	0-1	4-4	3-4	7	1	18	0	1	0	2	32
15	J. Teske, c	0-1	0-1	0-1	0-2	2	2	0	1	0	1	1	23
1	C. Matthews, g	7-13	4-0	5-7	2-2	4	0	19	0	0	3	1	26
2	J. Poole, g	3-7	1-4	0-0	0-1	1	3	7	1	1	0	1	27
3	Z. Simpson, g	4-9	0-1	1-3	0-4	4	3	9	6	2	1	5	32
0	D. DeJulius	1-2	1-2	1-2	0-0	0	0	4	0	0	0	0	3
4	I. Livers	3-5	2-2	1-2	0-2	2	4	9	1	1	0	1	17
5	A. Nunez	0-1	0-1	0-0	0-0	0	2	0	0	0	0	0	3
11	C. Castleton	1-2	0-0	0-0	2-1	3	1	2	0	0	0	0	3
23	B. Johns, Jr.	0-1	0-0	0-0	0-3	3	1	0	1	0	0	0	4
24	C.J. Baird	0-0	0-0	0-0	0-0	0	0	0	0	0	0	0	2
51	A. Davis	0-0	0-0	0-0	0-0	1	0	0	0	0	0	0	1
55	E. Brooks	2-3	1-1	0-0	0-1	1	2	5	3	2	1	0	16
<b>TEAM</b>		2-4 6											
<b>TOTALS</b>		28-55	5-17	12-19	9-24	33	20	73	13	7	6	11	200
<b>TOTAL FG%:</b>		1st: 18-32 .563	2nd: 10-23 .435	Game: 28-55 .509									
<b>3-PT FG%:</b>		1st: 4-12 .333	2nd: 1-5 .200	Game: 5-17 .294									
<b>FT%:</b>		1st: 4-6 .667	2nd: 8-13 .615	Game: 12-19 .632									
		Deadball: 2											

#	#8/8 Villanova	FG	3FG	FT	O-D	RB	PF	PTS	A	TO	B	S	MIN
4	E. Paschall, f	3-14	0-1	4-4	2-4	6	1	10	1	3	0	1	32
21	D. Cosby-Roundtree, f	1-2	0-0	3-4	2-3	5	1	5	0	1	1	1	17
23	J. Samuels, f	1-3	1-3	0-0	1-2	3	3	3	0	1	0	0	13
2	C. Gillespie, g	1-3	0-0	3-4	0-4	4	3	5	3	5	0	0	34
5	R. Booth, g	2-8	2-6	3-3	0-1	1	2	9	0	4	1	0	33
1	J. Quinerly	2-6	0-2	0-1	0-0	0	3	4	1	1	0	0	8
3	B. Slater	0-0	0-0	0-0	0-0	0	1	0	0	1	0	0	5
10	C. Swider	2-3	0-1	1-3	0-1	1	2	5	1	1	0	0	15
15	S. Bey	1-3	0-2	1-2	2-3	5	3	3	1	2	1	0	17
24	J. Crema	1-2	0-0	0-0	0-1	1	1	2	0	0	0	0	26
<b>TEAM</b>		3-4 7											
<b>TOTALS</b>		14-44	3-15	15-21	10-23	33	20	46	7	21	3	1	200
<b>TOTAL FG%:</b>		1st: 6-25 .240	2nd: 8-19 .421	Game: 14-44 .318									
<b>3-PT FG%:</b>		1st: 2-10 .200	2nd: 1-5 .200	Game: 3-15 .200									
<b>FT%:</b>		1st: 3-4 .750	2nd: 12-17 .706	Game: 15-21 .714									
		Deadball: 2											

**Technical Fouls:** Xavier Simpson (U-M), F1 (Hook & Hold)  
**Foul Out:** U-M - None; Villanova - None  
**Officials:** Terry Wymer, Terry Oglsby, D.J. Carstenson  
**Attendance:** 6,501 (sellout)  
**Score by Half**  
 #18/18 Michigan..... 44-29 73  
 at #8/8 Villanova..... 17-29 46

**GAME #4 | HOF TIP-OFF SEMIFINAL**  
**#18/18 Michigan: 84**  
**vs. George Washington: 61**  
**November 17, 2018**  
**Uncasville, Conn. • Mohegan Sun Arena**  
**TV: ESPN3**



#	#18/18 U-M	FG	3FG	FT	O-D	RB	PF	PTS	A	TO	B	S	MIN
13	I. Brazdeikis, f	2-5	0-1	1-3	1-2	3	2	5	2	2	0	1	25
15	J. Teske, c	0-4	0-1	0-0	1-2	3	2	0	2	0	1	2	17
1	C. Matthews, g	10-13	2-2	3-4	3-3	6	1	25	3	0	0	1	30
2	J. Poole, g	7-12	5-8	3-3	1-4	5	1	22	1	0	0	0	30
3	Z. Simpson, g	5-9	4-7	0-0	1-10	11	2	14	8	2	0	0	28
0	D. DeJulius	0-1	0-1	0-0	0-0	0	1	0	1	0	0	0	6
4	I. Livers	4-6	3-4	0-0	0-4	4	1	11	0	1	1	2	21
5	A. Nunez	0-2	0-2	0-0	0-0	0	0	0	0	1	0	0	6
11	C. Castleton	0-2	0-0	0-0	1-0	1	2	0	0	1	0	0	3
23	B. Johns, Jr.	2-2	1-1	0-0	0-2	2	0	5	0	1	0	0	11
24	C.J. Baird	0-1	0-0	0-0	0-0	0	0	0	0	0	0	0	3
32	L. Wilson	0-0	0-0	0-0	0-0	0	0	0	0	0	0	0	4
55	E. Brooks	1-5	0-3	0-1	0-3	3	0	2	3	1	0	0	16
<b>TEAM</b>		0-1 1											
<b>TOTALS</b>		31-62	15-30	7-11	8-31	39	12	84	20	10	2	6	200
<b>TOTAL FG%:</b>		1st: 12-26 .462	2nd: 19-36 .528	Game: 31-62 .500									
<b>3-PT FG%:</b>		1st: 5-12 .417	2nd: 10-18 .556	Game: 15-30 .500									
<b>FT%:</b>		1st: 6-9 .667	2nd: 1-2 .500	Game: 7-11 .636									
		Deadball: 3											

#	G. Washington	FG	3FG	FT	O-D	RB	PF	PTS	A	TO	B	S	MIN
11	A. Toro, f	6-17	1-4	0-0	0-9	9	1	13	0	1	0	0	28
0	J. Mazzulla, g	2-3	0-0	2-3	0-1	1	3	6	1	3	0	0	21
2	A. Potter, g	0-1	0-0	0-0	0-0	0	2	0	2	0	0	0	19
13	D.J. Williams, g	7-16	1-3	1-1	2-3	5	1	16	1	2	0	0	32
14	M. Jack, g	2-3	1-1	0-0	0-2	4	2	5	1	1	0	1	10
1	T. Nolan, Jr.	2-9	2-4	2-2	0-4	4	2	8	2	1	0	0	29
4	J. Williams	1-3	0-0	0-0	2-2	4	0	2	0	0	0	0	7
5	A. Mitola	2-2	1-1	0-0	0-0	0	0	5	0	0	0	0	7
12	S. Brown	0-4	0-1	0-0	0-0	0	1	0	1	0	0	0	21
15	M. Offurum	1-1	0-0	0-0	0-1	1	0	2	2	2	0	0	14
32	J. Langarica	2-5	0-2	0-0	1-2	3	2	4	0	1	0	1	10
35	M. Littles	0-0	0-0	0-0	0-0	0	0	0	0	1	0	0	2
<b>TEAM</b>		1-0 1											
<b>TOTALS</b>		25-64	6-16	5-6	8-24	32	14	61	10	11	1	3	200
<b>TOTAL FG%:</b>		1st: 11-30 .367	2nd: 14-34 .412	Game: 25-64 .391									
<b>3-PT FG%:</b>		1st: 3-7 .429	2nd: 3-9 .333	Game: 6-16 .375									
<b>FT%:</b>		1st: 1-1 1.000	2nd: 4-5 .800	Game: 5-6 .833									
		Deadball: 1											

**Technical Fouls:** None  
**Foul Out:** U-M - None; George Washington - None  
**Officials:** D.J. Carstensen, Donnie Eppley, John Floyd  
**Attendance:** 7,231  
**Score by Half**  
 #18/18 Michigan..... 35-49 84  
 vs. George Washington..... 26-35 61

**GAME #5 | HOF TIP-OFF TITLE GAME**  
**#18/18 Michigan: 66**  
**vs. Providence: 47**  
**November 18, 2018**  
**Uncasville, Conn. • Mohegan Sun Arena**  
**TV: ESPN**



#	#18/18 U-M	FG	3FG	FT	O-D	RB	PF	PTS	A	TO	B	S	MIN
13	I. Brazdeikis, f	7-13	1-1	5-7	2-5	7	3	20	0	2	1	2	31
15	J. Teske, c	7-11	1-3	2-3	3-3	6	3	17	0	0	0	0	28
1	C. Matthews, g	2-7	0-3	1-2	2-2	4	3	5	0	0	1	0	23
2	J. Poole, g	1-5	0-3	2-2	1-1	2	3	4	3	3	0	1	27
3	Z. Simpson, g	2-5	0-0	2-4	0-6	6	3	6	8	1	0	0	32
0	D. DeJulius	0-1	0-1	0-0	0-0	0	1	0	0	0	0	0	3
4	I. Livers	2-5	2-3	2-2	0-6	6	1	8	2	0	1	0	28
5	A. Nunez	0-0	0-0	0-0	0-0	0	0	0	0	0	0	0	2
11	C. Castleton	0-0	0-0	0-0	0-0	0	0	0	0	0	0	0	2
23	B. Johns, Jr.	0-0	0-0	0-0	0-2	2	0	0	0	1	0	0	3
24	C.J. Baird	0-0	0-0	0-0	0-0	0	0	0	0	1	0	0	1
32	L. Wilson	0-1	0-1	0-0	0-0	0	0	0	0	0	0	0	2
55	E. Brooks	2-4	2-3	0-0	0-0	0	1	6	2	1	0	0	18
<b>TEAM</b>		3-3 6											
<b>TOTALS</b>		23-52	6-18	14-20	11-28	39	18	66	15	11	3	3	200
<b>TOTAL FG%:</b>		1st: 14-29 .483	2nd: 9-23 .391	Game: 23-52 .442									
<b>3-PT FG%:</b>		1st: 2-5 .400	2nd: 4-13 .308	Game: 6-18 .333									
<b>FT%:</b>		1st: 5-9 .556	2nd: 9-11 .818	Game: 14-20 .700									
		Deadball: 3											

#	Providence	FG	3FG	FT	O-D	RB	PF	PTS	A	TO	B	S	MIN
5	J. Nichols, Jr., f	1-4	0-1	1-3	1-1	2	3	3	0	1	4	0	18
13	K. Young, f	0-2	0-0	0-0	1-1	2	1	0	1	0	0	0	12
3	D. Duke, g	5-8	0-0	2-2	2-2	4	4	12	1	0	0	0	24
10	A.J. Reeves, g	2-5	0-2	1-2	2-2	4	1	5	2	0	0	0	19
11	A. Divallo, g	3-13	1-4	3-4	2-5	7	1	10	3	4	1	1	34
0	N. Watson	2-7	0-0	6-7	3-1	4	2	10	0	0	0	0	17
1	M. Ashton-Langford	0-2	0-1	0-0	0-1	1	0	0	0	1	0	0	9
2	K. Monroe	0-0	0-0	0-0	0-2	2	1	0	0	0	0	0	4
4	M. White	2-3	1-2	0-0	0-2	2	2	5	0	0	0	0	23
15	E. Holt	1-3	0-2	0-0	0-0	0	2	2	0	1	0	0	9
24	A. Fouts	0-0	0-0	0-0	0-0	0	0	0	0	0	0	0	2
25	D. Edwards	0-3	0-2	0-0	0-0	0	0	0	0	0	0	0	14
44	I. Jackson	0-7	0-4	0-2	1-4	5	2	0	1	0	1	1	25
<b>TEAM</b>		1-0 1											
<b>TOTALS</b>		16-57	2-18	13-20	13-21	34	19	47	6	12	6	4	200
<b>TOTAL FG%:</b>		1st: 8-29 .279	2nd: 8-28 .286	Game: 16-57 .281									
<b>3-PT FG%:</b>		1st: 2-9 .222	2nd: 0-9 .000	Game: 2-18 .111									
<b>FT%:</b>		1st: 4-7 .571	2nd: 9-13 .692	Game: 13-20 .650									
		Deadball: 7											

**Technical Fouls:** None  
**Foul Out:** U-M - None; Providence - None  
**Officials:** D.J. Carstensen, Rob Riley, Bo Boroski  
**Attendance:** 6,825  
**Score by Half**  
 #18/18 Michigan..... 35-31 66  
 vs. Providence..... 22-25 47

# Box Scores: 2018-19



Ignas Brazdeikis recorded his second straight 20-point game to lead the Wolverines to an 83-55 victory over Chattanooga in U-M's return to the Crisler Center.

Charles Matthews notched his third 20-point performance of the season with 21 and pulled down a team-best seven rebound in U-M's 84-67 win over No. 11/13 UNC at Crisler.

Jordan Poole paced the Wolverines with 21 points and five three-pointers in a 76-57 victory over Purdue for U-M's first Big Ten win of the season.

**GAME #6**  
**#9/8 Michigan: 83**  
**Chattanooga: 55**  
**November 23, 2018**  
**Ann Arbor, Mich. • Crisler Center**  
**TV: BTN**



#	#9/8 U-M	FG	3FG	FT	O-D	RB	PF	PTS	A	T	B	S	MIN
13	I. Brazdeikis, f	6-10	2-4	6-7	2-5	7	2	20	1	0	1	0	19
15	J. Teske, c	3-6	0-2	1-1	3-9	12	1	7	0	0	1	3	23
1	C. Matthews, g	2-9	0-2	4-6	0-1	1	0	8	3	0	0	2	26
2	J. Poole, g	6-10	2-3	0-0	1-5	6	0	14	2	0	0	0	29
3	Z. Simpson, g	1-3	0-0	1-2	0-2	2	0	3	2	2	0	1	25
0	D. DeJulius	0-3	0-2	0-0	0-0	0	0	0	1	1	0	1	7
4	I. Livers	4-5	2-3	2-2	0-2	2	1	12	2	1	0	2	23
5	A. Nunez	0-1	0-1	0-0	0-0	0	0	0	0	0	0	0	4
11	C. Castleton	0-0	0-0	1-4	2-3	5	0	1	0	0	0	0	4
23	B. Johns, Jr.	0-1	0-1	0-0	1-0	1	0	0	0	0	0	0	4
24	C.J. Baird	1-2	1-2	0-0	0-0	0	0	3	0	0	0	0	3
32	L. Wilson	0-0	0-0	0-0	0-0	0	0	0	1	0	0	0	3
51	A. Davis	3-4	0-0	0-0	1-2	3	0	6	0	0	0	0	10
55	E. Brooks	3-5	1-3	2-2	0-3	3	1	9	2	0	0	1	20
<b>TEAM</b>													
<b>TOTALS</b> 29-59 8-22 17-24 11-33 44 5 83 13 5 2 10 200													
<b>TOTAL FG%:</b> 1st: 14-29 .483 2nd: 15-30 .500 Game: 29-59 .492													
<b>3-PT FG%:</b> 1st: 4-10 .400 2nd: 4-12 .333 Game: 8-22 .364													
<b>FT%:</b> 1st: 10-13 .769 2nd: 7-11 .636 Game: 17-24 .708													
Deadball: 2													

#	Chattanooga	FG	3FG	FT	O-D	RB	PF	PTS	A	T	B	S	MIN
34	K. Easley, f	8-13	5-6	0-0	1-6	7	0	21	0	3	0	0	28
33	T.Smallwood, c	3-8	1-3	0-0	2-2	4	2	7	1	2	1	0	24
1	J. Scott, g	1-2	0-0	1-2	1-3	4	3	3	0	1	0	1	24
2	J. Johnson, Jr, g	3-9	2-4	0-0	0-0	0	3	8	2	1	0	0	26
5	D. Toatley, g	2-9	0-2	1-2	0-1	1	3	5	3	3	0	0	19
3	D. Jean-Baptiste	2-9	0-3	0-0	0-1	1	0	4	2	0	0	0	27
4	M. Commander	2-6	0-1	0-0	0-3	3	2	4	3	3	0	1	25
22	K. Kerby	1-2	1-2	0-0	0-3	3	4	3	1	0	0	0	12
25	J. Brown	0-3	0-1	0-0	1-2	3	0	0	1	0	1	0	15
<b>TEAM</b>													
<b>TOTALS</b> 22-61 9-22 2-4 7-24 31 17 55 13 13 2 2 200													
<b>TOTAL FG%:</b> 1st: 8-30 .267 2nd: 14-31 .452 Game: 22-61 .361													
<b>3-PT FG%:</b> 1st: 4-11 .364 2nd: 5-11 .455 Game: 9-22 .409													
<b>FT%:</b> 1st: 2-4 .500 2nd: 0-0 .000 Game: 2-4 .500													
Deadball: 1													

**Technical Fouls:** None  
**Foul Out:** U-M - None; Chattanooga - None  
**Officials:** Edwin Young, Chris Beavers, Steve McJunkins  
**Attendance:** 12,010  
**Score by Half**  
 #9/8 Michigan..... 42-41 83  
 Chattanooga ..... 22-33 55

**GAME #7 | ACC/BIG CHALLENGE**  
**#7/5 Michigan: 84**  
**#11/13 North Carolina: 67**  
**November 28, 2018**  
**Ann Arbor, Mich. • Crisler Center**  
**TV: ESPN**



#	#7/5 U-M	FG	3FG	FT	O-D	RB	PF	PTS	A	T	B	S	MIN
13	I. Brazdeikis, f	9-13	2-4	4-6	0-5	5	3	24	1	0	0	0	32
15	J. Teske, c	3-5	0-2	0-3	0-5	5	3	6	2	1	5	1	34
1	C. Matthews, g	7-12	2-4	5-8	2-5	7	2	21	1	3	1	1	34
2	J. Poole, g	6-13	5-8	1-3	0-5	5	1	18	4	0	0	1	32
3	Z. Simpson, g	2-4	0-1	1-3	0-4	4	2	5	6	1	0	1	34
4	I. Livers	1-1	1-1	0-0	0-0	0	3	3	0	1	0	0	12
51	A. Davis	0-0	0-0	0-0	0-0	0	0	0	0	0	0	0	4
55	E. Brooks	3-6	1-2	0-0	0-0	0	7	1	1	0	0	1	18
<b>TEAM</b>													
<b>TOTALS</b> 31-54 11-22 11-23 2-29 31 14 84 15 7 6 4 200													
<b>TOTAL FG%:</b> 1st: 15-27 .556 2nd: 16-27 .593 Game: 31-54 .574													
<b>3-PT FG%:</b> 1st: 5-10 .500 2nd: 6-12 .500 Game: 11-22 .500													
<b>FT%:</b> 1st: 4-10 .400 2nd: 7-13 .538 Game: 11-23 .478													
Deadball: 3,2													

#	#11/13 UNC	FG	3FG	FT	O-D	RB	PF	PTS	A	T	B	S	MIN
15	G. Brooks, f	4-7	0-0	2-3	2-5	7	3	10	0	1	0	0	22
32	L. Maye, f	4-12	1-4	2-4	3-12	15	2	11	1	1	0	0	33
2	C. White, g	6-12	0-2	0-0	1-3	4	2	12	4	1	0	0	25
13	C. Johnson, g	2-7	1-4	0-1	0-3	3	2	5	2	2	0	0	30
24	K. Williams, g	4-7	3-5	0-0	0-2	2	2	11	3	0	1	1	29
0	S. Woods	1-3	0-0	2-3	0-0	0	2	4	2	1	0	0	12
1	L. Black	1-3	1-1	0-0	2-0	2	1	3	0	1	0	0	8
3	A. Platek	0-1	0-0	0-0	1-0	1	1	0	0	1	0	0	1
4	B. Robinson	1-3	1-3	0-0	0-1	1	4	3	1	0	0	0	10
5	N. Little	1-5	0-1	2-2	0-1	1	0	4	0	1	0	1	16
11	S. Rush	0-0	0-0	0-0	0-0	0	0	0	0	0	0	0	1
21	S. Manley	0-1	0-0	0-0	0-0	0	2	0	0	0	0	0	4
22	W. Miller	0-0	0-0	0-0	0-0	0	0	0	0	0	0	0	1
25	C. Ellis	1-2	0-0	0-0	1-0	1	0	2	0	0	0	0	1
30	K.J. Smith	0-2	0-1	0-0	0-0	0	0	0	0	0	0	0	3
42	B. Huffman	1-1	0-0	0-0	0-1	1	0	2	0	0	0	0	4
<b>TEAM</b>													
<b>TOTALS</b> 26-66 7-21 8-13 13-30 43 21 67 13 10 1 2 200													
<b>TOTAL FG%:</b> 1st: 14-29 .483 2nd: 12-37 .324 Game: 26-66 .394													
<b>3-PT FG%:</b> 1st: 2-8 .250 2nd: 5-13 .385 Game: 7-21 .333													
<b>FT%:</b> 1st: 5-5 1.000 2nd: 3-8 .375 Game: 8-13 .615													
Deadball: 1													

**Technical Fouls:** None  
**Foul Out:** U-M - None; North Carolina - None  
**Officials:** Terry Wymer, Courtney Green, D.J. Carstensen  
**Attendance:** 12,707 (sellout)  
**Score by Half**  
 #7/5 Michigan..... 39-45 84  
 #11/13 North Carolina..... 35-32 67

**GAME #8 | B1G**  
**#7/5 Michigan: 76**  
**#19/18 Purdue: 57**  
**December 1, 2018**  
**Ann Arbor, Mich. • Crisler Center**  
**TV: ESPN**



#	#7/5 U-M	FG	3FG	FT	O-D	RB	PF	PTS	A	T	B	S	MIN
13	I. Brazdeikis, f	4-7	2-3	2-2	0-2	2	0	12	2	0	1	0	32
15	J. Teske, c	5-6	2-2	5-6	2-6	8	0	17	1	1	1	1	31
1	C. Matthews, g	3-11	3-6	0-0	0-5	5	1	9	4	3	0	0	35
2	J. Poole, g	8-9	5-5	0-0	0-5	5	2	21	1	4	0	1	34
3	Z. Simpson, g	5-14	0-3	0-1	2-4	6	1	10	7	1	0	1	36
0	D. DeJulius	0-0	0-0	0-0	0-0	0	1	0	0	0	0	0	1
4	I. Livers	0-3	0-3	2-2	0-1	1	2	0	0	0	0	0	13
5	A. Nunez	0-0	0-0	0-0	0-0	0	1	0	0	0	0	0	1
23	B. Johns, Jr.	0-0	0-0	2-2	0-1	1	0	2	0	0	0	0	2
24	C.J. Baird	0-1	0-0	0-0	1-0	1	0	0	0	0	0	0	1
32	L. Wilson	0-1	0-1	0-0	0-0	0	0	0	0	0	0	0	1
51	A. Davis	0-0	0-0	0-0	0-0	0	1	0	1	0	0	1	1
55	E. Brooks	1-3	1-3	0-0	0-1	1	3	0	1	0	0	1	12
<b>TEAM</b>													
<b>TOTALS</b> 26-55 13-26 11-13 9-27 36 9 76 15 11 2 3 200													
<b>TOTAL FG%:</b> 1st: 17-32 .531 2nd: 9-23 .391 Game: 26-55 .473													
<b>3-PT FG%:</b> 1st: 9-15 .600 2nd: 4-11 .364 Game: 13-26 .500													
<b>FT%:</b> 1st: 1-2 .500 2nd: 10-11 .909 Game: 11-13 .846													
Deadball: 1,1													

#	#19/18 Purdue	FG	3FG	FT	O-D	RB	PF	PTS	A	T	B	S	MIN
24	G. Eifert, f	1-3	0-1	0-0	3-2	5	1	2	2	0	0	0	17
32	M. Haarms, f	2-6	1-3	0-2	0-2	2	0	5	1	1	1	0	19
3	C. Edwards, g	7-21	1-5	4-4	2-4	6	1	19	3	5	0	0	29
14	R. Cline, g	6-8	3-5	0-0	0-2	2	2	15	2	0	0	2	35
20	N. Eastern, g	1-3	0-0	0-0	2-2	4	1	2	3	0	1	2	29
1	A. Wheeler	3-3	2-2	0-0	1-4	5	3	8	0	1	0	0	17
2	E. Hunter, Jr.	0-5	0-2	0-0	1-0	1	1	0	0	0	0	0	14
12	E. Boudreaux	1-8	1-4	0-0	1-2	3	0	3	1	0	0	0	18
50	T. Williams	0-2	0-0	0-0	1-0	1	1	0	0	0	0	0	4
55	S. Stefanovic	1-3	1-2	0-0	1-2	3	2	3	0	2	1	0	18
<b>TEAM</b>													
<b>TOTALS</b> 22-62 9-24 4-6 13-20 33 12 57 12 9 3 4 200													
<b>TOTAL FG%:</b> 1st: 11-31 .355 2nd: 11-31 .355 Game: 22-62 .355													
<b>3-PT FG%:</b> 1st: 4-12 .333 2nd: 5-12 .417 Game: 9-24 .375													
<b>FT%:</b> 1st: 2-2 1.000 2nd: 2-4 .500 Game: 4-6 .667													
Deadball: 1,1													

**Technical Fouls:** None  
**Foul Out:** U-M - None; Purdue - None  
**Officials:** Keith Kimble, Paul Szec



# Box Scores: 2018-19



Jordan Poole broke free and his crowd dazzling dunk with under two minutes on the clock helped U-M lock up a tough 62-60 road victory at Northwestern.

With 26 points thanks to four long range buckets, Jordan Poole guided the Wolverines to an 89-78 victory over South Carolina at Crisler Center.

Charles Matthews recorded his fifth career double-double with 25 points and 10 rebounds while going 11-for-16 from the free throw line in 70-62 win over Western Michigan.

**GAME #9 | B1G**  
**#5/5 Michigan: 62**  
**at Northwestern: 60**  
**December 4, 2018**  
**Evanston, Ill. • Welsh-Ryan Arena**  
**TV: BTN**



#	#5/5 U-M	FG	3FG	FT	O-D	RB	PF	PTS	A	TO	B	S	MIN
13	I. Brazdeikis, f	9-18	3-6	2-3	2-2	4	1	23	2	1	0	2	34
15	J. Teske, c	3-7	0-2	2-4	3-7	10	3	8	2	1	1	1	32
1	C. Matthews, g	1-7	0-1	1-2	2-4	6	3	3	0	2	0	2	23
2	J. Poole, g	5-10	1-5	4-4	0-2	2	0	15	2	0	0	0	35
3	Z. Simpson, g	5-10	0-5	0-0	0-3	3	2	10	5	3	0	1	32
4	I. Livers	0-2	0-0	0-0	1-2	3	2	0	0	0	0	0	22
51	A. Davis	0-0	0-0	0-0	0-2	2	3	0	0	1	0	0	7
55	E. Brooks	1-1	1-1	0-0	0-0	0	1	3	1	0	0	0	15
<b>TEAM</b>		1-2		3		1		1					
<b>TOTALS</b>		24-55	5-20	9-13	9-24	33	15	62	12	9	1	5	200
<b>TOTAL FG%:</b>		1st: 13-25	.520	2nd: 11-30	.367	Game: 24-55		.436					
<b>3-PT FG%:</b>		1st: 3-8	.375	2nd: 2-12	.167	Game: 5-20		.250					
<b>FT%:</b>		1st: 7-10	.700	2nd: 2-3	.667	Game: 9-13		.692					
		Deadball: 4											

**GAME #10**  
**#5/5 Michigan: 89**  
**South Carolina: 78**  
**December 8, 2018**  
**Ann Arbor, Mich. • Crisler Center**  
**TV: FS1**



#	#5/5 U-M	FG	3FG	FT	O-D	RB	PF	PTS	A	TO	B	S	MIN
13	I. Brazdeikis, f	3-10	0-4	11-12	1-5	6	3	17	0	2	1	0	35
15	J. Teske, c	6-9	0-0	3-5	3-6	9	4	15	1	2	3	0	29
1	C. Matthews, g	4-8	2-4	2-4	0-2	6	2	12	1	1	0	1	27
2	J. Poole, g	8-12	4-7	6-7	0-5	5	0	26	4	4	0	1	36
3	Z. Simpson, g	3-7	0-1	1-2	0-3	3	1	7	7	4	0	3	38
4	I. Livers	4-7	4-7	0-0	1-2	3	3	12	0	1	0	0	25
51	A. Davis	0-0	0-0	0-0	1-1	2	1	0	0	1	0	0	4
55	E. Brooks	0-1	0-1	0-0	0-0	0	0	0	0	1	0	0	6
<b>TEAM</b>		3-0		3									
<b>TOTALS</b>		28-54	10-24	23-30	13-24	37	14	89	13	16	4	5	200
<b>TOTAL FG%:</b>		1st: 14-27	.519	2nd: 14-27	.519	Game: 28-54		.519					
<b>3-PT FG%:</b>		1st: 3-11	.273	2nd: 7-13	.538	Game: 10-24		.417					
<b>FT%:</b>		1st: 11-14	.786	2nd: 12-16	.750	Game: 23-30		.767					
		Deadball: 3,1											

**GAME #11**  
**#5/5 Michigan: 70**  
**Western Michigan: 62**  
**December 15, 2018**  
**Ann Arbor, Mich. • Crisler Center**  
**TV: BTN**



#	#5/5 U-M	FG	3FG	FT	O-D	RB	PF	PTS	A	TO	B	S	MIN
13	I. Brazdeikis, f	2-7	0-1	0-3	0-1	1	3	4	0	0	0	0	29
15	J. Teske, c	1-4	0-1	1-2	2-4	6	3	3	0	0	1	0	25
1	C. Matthews, g	6-13	2-3	11-16	3-7	10	3	25	2	2	0	3	37
2	J. Poole, g	5-9	2-3	2-2	0-3	3	2	14	1	1	1	1	4
3	Z. Simpson, g	6-10	3-4	0-0	0-5	5	3	15	3	4	0	2	36
4	I. Livers	1-6	0-4	1-2	1-3	4	0	3	0	3	0	0	19
51	A. Davis	2-2	0-0	0-0	0-0	0	4	1	0	0	0	0	9
55	E. Brooks	1-3	0-2	0-0	0-0	0	2	1	0	0	0	0	9
<b>TEAM</b>		2-1		3									
<b>TOTALS</b>		24-54	7-18	15-25	12-24	32	14	70	8	8	2	10	200
<b>TOTAL FG%:</b>		1st: 12-28	.429	2nd: 12-26	.462	Game: 24-54		.444					
<b>3-PT FG%:</b>		1st: 1-8	.125	2nd: 6-10	.600	Game: 7-18		.389					
<b>FT%:</b>		1st: 5-13	.385	2nd: 10-12	.833	Game: 15-25		.600					
		Deadball: 4											

#	Northwestern	FG	3FG	FT	O-D	RB	PF	PTS	A	TO	B	S	MIN
4	V. Law, f	7-17	4-8	1-1	1-6	7	4	19	2	0	2	1	38
10	M. Kopp, f	1-2	0-0	0-0	0-0	0	1	2	1	0	0	0	8
21	A.J. Turner, f	2-7	0-2	3-3	1-3	4	0	7	5	3	1	1	32
5	D. Pardon, c	9-10	1-1	1-5	2-3	5	1	20	2	2	1	0	34
14	R. Taylor, g	3-10	1-5	2-2	0-1	1	4	9	0	2	1	0	35
2	R. Greer	0-0	0-0	0-0	0-0	0	0	0	0	1	0	0	2
11	A. Gaines	1-3	0-0	1-2	1-5	6	1	3	1	1	1	1	33
22	P. Nance	0-0	0-0	0-0	0-0	0	0	0	0	0	0	0	4
23	J. Ash	0-1	0-1	0-0	0-1	1	1	0	0	0	0	0	8
25	B. Benson	0-1	0-0	0-0	0-1	1	0	0	1	0	0	0	6
<b>TEAM</b>		0-1		1									
<b>TOTALS</b>		23-51	6-17	8-13	5-21	26	12	60	12	9	6	3	200
<b>TOTAL FG%:</b>		1st: 12-26	.462	2nd: 11-25	.440	Game: 23-51		.451					
<b>3-PT FG%:</b>		1st: 3-7	.429	2nd: 3-10	.300	Game: 6-17		.353					
<b>FT%:</b>		1st: 3-4	.750	2nd: 5-9	.556	Game: 8-13		.615					
		Deadball: 4,1											

**Technical Fouls:** Jon Teske (U-M), F1 (Hook & Hold)  
**Foul Out:** U-M - None; Northwestern - None  
**Officials:** Steve McJunkins, Kelly Pfeifer, Lamont Simpson  
**Attendance:** 7,039 (sellout)  
**Score by Half**  
 #5/5 Michigan..... 36-26 62  
 at Northwestern..... 30-30 60

#	South Carolina	FG	3FG	FT	O-D	RB	PF	PTS	A	TO	B	S	MIN
21	M. Kotsar, f	7-10	0-0	2-2	0-1	1	2	16	2	5	1	0	30
24	K. Bryant, f	6-13	0-0	1-1	0-4	4	2	13	2	0	1	1	31
30	C. Silva, f	7-13	1-1	3-7	4-8	12	5	18	2	0	1	0	29
0	A.J. Lawson, g	3-7	1-2	3-4	0-0	0	2	10	5	2	0	3	23
1	T.J. Moss, g	1-1	0-0	0-0	0-1	1	2	2	2	2	0	1	12
2	H. Gravett	3-3	3-3	0-0	0-0	0	2	9	0	0	0	0	20
4	T. Campbell	1-4	0-2	0-0	0-1	1	0	2	1	1	0	2	22
13	F. Haase	1-4	0-0	0-0	1-1	2	3	2	0	0	1	1	11
20	A. Frink	2-3	0-1	0-0	0-0	0	3	4	0	0	0	0	10
23	E. Hinson	1-4	0-2	0-0	1-0	1	0	2	0	0	0	0	12
<b>TEAM</b>		1-1		2									
<b>TOTALS</b>		32-62	5-11	9-14	7-17	24	21	78	14	10	3	8	200
<b>TOTAL FG%:</b>		1st: 15-32	.469	2nd: 17-30	.567	Game: 32-62		.516					
<b>3-PT FG%:</b>		1st: 2-4	.500	2nd: 3-7	.429	Game: 5-11		.455					
<b>FT%:</b>		1st: 4-7	.571	2nd: 5-7	.714	Game: 9-14		.643					
		Deadball: 3											

**Technical Fouls:** Coach (SC), 7:49 2nd  
**Foul Out:** U-M - None; South Carolina - Chris Silva  
**Officials:** Donnie Eppley, Courtney Green, Terry Oglesby  
**Attendance:** 12,707 (sellout)  
**Score by Half**  
 #5/5 Michigan..... 42-47 89  
 South Carolina..... 36-42 78

#	WMU	FG	3FG	FT	O-D	RB	PF	PTS	A	TO	B	S	MIN
11	K. Wilkins, f	3-6	0-2	0-0	0-1	1	3	6	0	1	0	0	28
50	S. Dugan, c	3-8	0-1	1-4	0-8	8	3	7	0	2	0	0	36
3	J. Davis, g	1-4	0-1	2-2	0-4	4	5	4	1	3	1	1	21
4	J. Printy, g	3-6	3-6	1-3	0-1	1	3	10	1	1	0	0	34
12	M. Flowers, g	9-16	3-8	10-11	0-7	7	0	31	2	5	0	1	37
2	A. Martin	1-4	0-0	0-0	1-1	2	2	2	0	0	0	0	11
15	P. Emilien	0-0	0-0	0-0	1-4	5	1	0	0	2	0	1	18
20	W. Boyer-Richard	1-1	0-0	0-0	0-0	0	2	2	0	1	0	0	12
32	TJ Clifford	0-1	0-1	0-0	0-0	0	1	0	0	0	0	0	3
<b>TEAM</b>		2-2		4									
<b>TOTALS</b>		21-46	6-19	14-20	4-28	32	20	62	4	16	1	4	200
<b>TOTAL FG%:</b>		1st: 10-23	.435	2nd: 11-23	.478	Game: 21-46		.457					
<b>3-PT FG%:</b>		1st: 4-11	.364	2nd: 2-8	.250	Game: 6-19		.316					
<b>FT%:</b>		1st: 4-6	.667	2nd: 10-14	.714	Game: 14-20		.700					
		Deadball: 3											

**Technical Fouls:** None  
**Foul Out:** U-M - None; Western Michigan - Josh Davis  
**Officials:** John Floyd, Edwin Young, DJ Carstensen  
**Attendance:** 12,707 (sellout)  
**Score by Half**  
 #5/5 Michigan..... 30-40 70  
 Western Michigan..... 28-34 62

# Box Scores: 2018-19



Charles Matthews recorded his 40th career double-digit game with 17 points and had seven rebounds to help Michigan to a 71-50 victory over Air Force

Sophomore Jordan Poole hit a career-best six 3-pointers to score 18 points and help the Wolverines to a 74-52 victory over Binghamton to close out 2018

game outline

**GAME #12**  
**#4/5 Michigan: 71**  
**Air Force: 50**  
**December 22, 2018**  
**Ann Arbor, Mich. • Crisler Center**  
**TV: BTN**



#	#4/5 U-M	FG	3FG	FT	O-D	RB	PF	PTS	A	TO	B	S	MIN
13	I. Brazdeikis, f	7-13	3-7	2-2	1-4	5	1	19	2	2	1	1	32
15	J. Teske, c	1-2	0-0	0-0	2-1	3	2	2	0	1	2	0	21
1	C. Matthews, g	7-14	1-6	2-2	2-5	7	1	17	0	3	1	1	34
2	J. Poole, g	4-8	3-6	0-0	1-4	5	4	11	2	3	0	1	26
3	Z. Simpson, g	1-5	0-2	0-0	0-0	0	3	2	7	1	0	4	27
0	D. DeJulius	0-0	0-0	0-2	0-0	0	0	0	0	0	0	0	2
4	I. Livers	4-8	3-6	0-0	3-3	6	0	11	0	0	0	2	21
5	A. Nunez	0-2	0-0	0-0	1-0	1	0	0	0	0	0	0	2
11	C. Castleton	1-1	0-0	1-1	1-0	1	0	3	0	0	0	0	2
23	B. Johns Jr.	0-0	0-0	0-0	1-1	1	0	0	0	0	0	0	4
24	CJ Baird	0-1	0-1	0-0	0-0	0	0	0	0	0	0	0	1
55	E. Brooks	3-6	0-2	0-0	0-1	1	2	6	4	1	1	0	25
<b>TEAM</b>		1-1 2											
<b>TOTALS</b>		28-60	10-32	5-7	12-20	32	14	71	15	11	5	9	200
<b>TOTAL FG%:</b>		1st: 11-28	.393	2nd: 17-32	.531	Game: 28-60		.467					
<b>3-PT FG%:</b>		1st: 4-15	.267	2nd: 6-17	.353	Game: 10-32		.313					
<b>FT%:</b>		1st: 2-2	1.000	2nd: 3-5	.600	Game: 5-7		.714	Deadball: 1				

**GAME #13**  
**#2/4 Michigan: 74**  
**Binghamton: 52**  
**December 30, 2018**  
**Ann Arbor, Mich. • Crisler Center**  
**TV: BTN**



#	#2/4 U-M	FG	3FG	FT	O-D	RB	PF	PTS	A	TO	B	S	MIN
13	I. Brazdeikis, f	9-18	3-3	0-1	3-5	8	3	21	1	2	0	0	32
15	J. Teske, c	2-6	0-0	0-0	2-3	5	1	4	1	1	2	0	21
1	C. Matthews, g	3-12	0-0	1-2	2-1	3	1	7	1	0	1	3	25
2	J. Poole, g	6-11	6-10	0-0	0-2	2	2	18	4	0	0	0	39
3	Z. Simpson, g	0-1	0-0	2-2	0-9	9	2	2	10	2	0	2	31
00	D. DeJulius	1-1	0-0	0-0	0-0	0	0	2	0	0	0	1	2
4	I. Livers	8-10	1-2	0-1	2-3	5	2	17	3	1	0	1	25
5	A. Nunez	0-0	0-0	0-0	0-0	0	0	0	0	0	0	0	1
11	C. Castleton	0-0	0-0	0-0	0-1	1	0	0	1	0	0	0	1
23	B. Johns Jr.	0-0	0-0	0-0	0-0	0	0	0	0	0	0	0	1
51	A. Davis	0-0	0-0	0-0	0-1	1	0	0	0	1	0	0	6
55	E. Brooks	1-4	1-3	0-0	0-1	1	1	3	2	0	0	1	16
<b>TEAM</b>		2-0 2											
<b>TOTALS</b>		30-63	11-18	3-6	11-26	37	12	74	23	8	4	8	200
<b>TOTAL FG%:</b>		1st: 14-32	.438	2nd: 16-31	.516	Game: 30-63		.476					
<b>3-PT FG%:</b>		1st: 5-10	.500	2nd: 6-8	.750	Game: 11-18		.611					
<b>FT%:</b>		1st: 1-3	.333	2nd: 2-3	.667	Game: 3-6		.500	Deadball: 0				

**GAME #14**  
**#2/4 Michigan: xx**  
**Penn State: xx**  
**January 3, 2019**  
**Ann Arbor, Mich. • Crisler Center**  
**TV: ESPN**



#	#2/4 U-M	FG	3FG	FT	O-D	RB	PF	PTS	A	TO	B	S	MIN
					<b>TEAM</b> 0-0 0								
					<b>TOTALS</b> 0-0 0-0 0-0 0-0 0 0 0 0 0 0 0 0								
					<b>TOTAL FG%:</b> 1st: 0-0 .000 2nd: 0-0 .000 Game: 0-0 .000								
					<b>3-PT FG%:</b> 1st: 0-0 .000 2nd: 0-0 .000 Game: 0-0 .000								
					<b>FT%:</b> 1st: 0-0 .000 2nd: 0-0 .000 Game: 0-0 .000								
					Deadball: 0								
#	Penn State	FG	3FG	FT	O-D	RB	PF	PTS	A	TO	B	S	MIN
					<b>TEAM</b> 0-0 0								
					<b>TOTALS</b> 0-0 0-0 0-0 0-0 0 0 0 0 0 0 0 0								
					<b>TOTAL FG%:</b> 1st: 0-0 .000 2nd: 0-0 .000 Game: 0-0 .000								
					<b>3-PT FG%:</b> 1st: 0-0 .000 2nd: 0-0 .000 Game: 0-0 .000								
					<b>FT%:</b> 1st: 0-0 .000 2nd: 0-0 .000 Game: 0-0 .000								
					Deadball: 0								


**Technical Fouls:** None  
**Foul Out:** U-M - None; Penn State - None  
**Officials:**  
**Attendance:** 12,707 (sellout)  
**Score by Half**  
 #2/4 Michigan..... xx  
 Penn State..... xx

#	Air Force	FG	3FG	FT	O-D	RB	PF	PTS	A	TO	B	S	MIN
12	L. Scottie, f	8-13	0-2	0-0	1-2	3	3	16	0	5	1	1	33
34	R. Swan, f	3-5	0-1	3-5	2-3	5	1	9	0	1	0	0	23
00	C. Morris, g	1-3	0-2	0-0	0-3	3	1	2	3	3	0	0	26
3	S. Tomes, g	2-7	1-3	0-0	0-2	2	2	5	0	0	0	1	25
22	P. Louder, g	0-2	0-0	0-0	0-3	3	1	0	0	4	0	1	14
2	Z. Couper	0-0	0-0	0-0	0-0	0	0	0	0	0	0	0	1
5	C. Joyce	2-6	1-1	2-5	0-1	1	1	7	3	2	0	0	21
10	AJ Walker	1-2	0-0	1-2	0-3	3	3	3	1	2	0	0	15
11	A. Akaya	1-1	0-0	0-0	0-1	1	0	2	0	1	0	0	10
15	A. Kinrade	1-1	0-0	0-0	0-2	2	0	2	0	0	0	0	2
20	I. Monson	0-0	0-0	0-0	0-0	0	0	0	0	0	0	0	2
21	N. Rene	0-1	0-0	0-0	0-0	0	0	0	0	0	0	0	2
25	B. Hughes	0-0	0-0	0-0	0-0	0	1	0	1	0	0	0	2
35	J. Edwards	0-0	0-0	0-0	0-0	0	0	0	0	0	0	0	1
44	K. Van Soelen	2-4	0-1	0-0	0-1	1	2	4	0	0	0	1	23
<b>TEAM</b>		3-0 3											
<b>TOTALS</b>		21-45	2-11	6-12	6-21	27	15	50	8	20	1	4	200
<b>TOTAL FG%:</b>		1st: 9-23	.391	2nd: 12-22	.545	Game: 21-45		.467					
<b>3-PT FG%:</b>		1st: 0-5	.000	2nd: 2-6	.333	Game: 2-11		.182					
<b>FT%:</b>		1st: 3-5	.600	2nd: 3-7	.429	Game: 6-12		.500	Deadball: 4				

**Technical Fouls:** U-M - 2  
**Foul Out:** U-M - None; Binghamton - None  
**Officials:** Michael Kitts, Rob Riley, Larry Sciroto  
**Attendance:** 12,707 (sellout)  
**Score by Half**  
 #2/4 Michigan..... 34-40 74  
 Binghamton..... 29-23 52

**Technical Fouls:** None  
**Foul Out:** U-M - None; Air Force - None  
**Officials:** Brandon Cruz, Kelly Pfiefer, DJ Carstensen  
**Attendance:** 12,707 (sellout)  
**Score by Half**  
 #4/5 Michigan..... 28-43 71  
 Air Force..... 21-29 50


# Box Scores: 2018-19



game outline



game outline



game outline

**GAME #15**  
 #2/4 Michigan: xx  
 #21/22 Indiana: xx  
 January 6, 2019  
 Ann Arbor, Mich. • Crisler Center  
 TV: FOX



#	#2/4 U-M	FG	3FG	FT	O-D	RB	PF	PTS	A	TO	B	S	MIN
TEAM					0-0	0							
TOTALS		0-0	0-0	0-0	0-0	0	0	0	0	0	0	0	0
TOTAL FG%		1st: 0-0	.000	2nd: 0-0	.000	Game: 0-0	.000						
3-PT FG%		1st: 0-0	.000	2nd: 0-0	.000	Game: 0-0	.000						
FT%		1st: 0-0	.000	2nd: 0-0	.000	Game: 0-0	.000						
						Deadball: 0							

**GAME #16**  
 Michigan: xx  
 at Illinois: xx  
 January 10, 2019  
 Champaign, Ill. • State Farm Center  
 TV: FS1



#	U-M	FG	3FG	FT	O-D	RB	PF	PTS	A	TO	B	S	MIN
TEAM					0-0	0							
TOTALS		0-0	0-0	0-0	0-0	0	0	0	0	0	0	0	0
TOTAL FG%		1st: 0-0	.000	2nd: 0-0	.000	Game: 0-0	.000						
3-PT FG%		1st: 0-0	.000	2nd: 0-0	.000	Game: 0-0	.000						
FT%		1st: 0-0	.000	2nd: 0-0	.000	Game: 0-0	.000						
						Deadball: 0							

**GAME #17**  
 Michigan: xx  
 Northwestern: xx  
 January 13, 2019  
 Ann Arbor, Mich. • Crisler Center  
 TV: BTN



#	U-M	FG	3FG	FT	O-D	RB	PF	PTS	A	TO	B	S	MIN
TEAM					0-0	0							
TOTALS		0-0	0-0	0-0	0-0	0	0	0	0	0	0	0	0
TOTAL FG%		1st: 0-0	.000	2nd: 0-0	.000	Game: 0-0	.000						
3-PT FG%		1st: 0-0	.000	2nd: 0-0	.000	Game: 0-0	.000						
FT%		1st: 0-0	.000	2nd: 0-0	.000	Game: 0-0	.000						
						Deadball: 0							

#	#21/22 Indiana	FG	3FG	FT	O-D	RB	PF	PTS	A	TO	B	S	MIN
TEAM					0-0	0							
TOTALS		0-0	0-0	0-0	0-0	0	0	0	0	0	0	0	0
TOTAL FG%		1st: 0-0	.000	2nd: 0-0	.000	Game: 0-0	.000						
3-PT FG%		1st: 0-0	.000	2nd: 0-0	.000	Game: 0-0	.000						
FT%		1st: 0-0	.000	2nd: 0-0	.000	Game: 0-0	.000						
						Deadball: 0							

Technical Fouls: None  
 Foul Out: U-M - None; Indiana - None  
 Officials:  
 Attendance: 12,707 (sellout)  
 Score by Half  
 #2/4 Michigan..... xx  
 #21/22 Indiana..... xx

#	Illinois	FG	3FG	FT	O-D	RB	PF	PTS	A	TO	B	S	MIN
TEAM					0-0	0							
TOTALS		0-0	0-0	0-0	0-0	0	0	0	0	0	0	0	0
TOTAL FG%		1st: 0-0	.000	2nd: 0-0	.000	Game: 0-0	.000						
3-PT FG%		1st: 0-0	.000	2nd: 0-0	.000	Game: 0-0	.000						
FT%		1st: 0-0	.000	2nd: 0-0	.000	Game: 0-0	.000						
						Deadball: 0							

Technical Fouls: None  
 Foul Out: U-M - None; Illinois - None  
 Officials:  
 Attendance:  
 Score by Half  
 Michigan..... xx  
 at Illinois..... xx

#	Northwestern	FG	3FG	FT	O-D	RB	PF	PTS	A	TO	B	S	MIN
TEAM					0-0	0							
TOTALS		0-0	0-0	0-0	0-0	0	0	0	0	0	0	0	0
TOTAL FG%		1st: 0-0	.000	2nd: 0-0	.000	Game: 0-0	.000						
3-PT FG%		1st: 0-0	.000	2nd: 0-0	.000	Game: 0-0	.000						
FT%		1st: 0-0	.000	2nd: 0-0	.000	Game: 0-0	.000						
						Deadball: 0							

Technical Fouls: None  
 Foul Out: U-M - None; Northwestern - None  
 Officials:  
 Attendance: 12,707 (sellout)  
 Score by Half  
 Michigan..... xx  
 Northwestern..... xx



# JOHN BEILEIN

**Head Coach of Michigan ..... 12th Season**  
**Record at Michigan (all-time leader) ..... 261-143**  
**B1G Record at Michigan ..... 113-87**  
**Collegiate Head Coach ..... 41st Season**  
**Record as Head Coach ..... 812-461**  
**Record at Division I Schools ..... 554-318**

## JOHN BEILEIN'S CAREER RECORD

School	Seasons	Games	Overall				Conference			
			Record	Home	Away	Neutral	Record	Home	Away	Neutral
Erie C.C.	4	118	75-43	43-35	27-19	13-6	---	---	---	---
Nazareth	1	26	20-6	9-1	8-3	3-2	---	---	---	---
LeMoyne	9	257	163-94	94-21	44-53	25-20	49-36	34-11	15-25	0-0
Canisius	5	151	89-62	46-16	32-36	11-10	44-26	25-10	19-16	0-0
Richmond	5	153	100-53	53-14	33-32	14-7	56-24	37-3	19-21	0-0
West Virginia	5	164	104-60	60-15	20-30	24-15	40-40	27-13	13-27	0-0
Michigan	12	404	261-143	153-41	48-73	60-29	113-87	71-30	42-57	1-0
<b>Totals</b>	<b>41</b>	<b>1273</b>	<b>812-461</b>	<b>450-126</b>	<b>212-246</b>	<b>150-89</b>	<b>302-213</b>	<b>194-67</b>	<b>108-146</b>	<b>1-0</b>

### BEILEIN THE HEAD COACH

- Did you know Beilein has always been a head coach, never serving as an assistant at any level? The only time he has served as an assistant was under Bob McKillop with Team USA at the World University games in 2013.
- If you add in the three years of coaching at Newfane High School (JV and varsity), Beilein has been patrolling the sidelines for 43 years as a head coach.
- In his 40 years of collegiate coaching he has compiled 812 career wins, with 554 of those at the Division I level.

### BREAKING DOWN BEILEIN'S 40 YEARS

- Beilein has tallied 34 winning records and has never had back-to-back losing seasons.
- Beilein has compiled 22 20-win campaigns -- Erie C.C. (2), Nazareth (1), Le Moyne (3), Canisius (2), Richmond (3), West Virginia (3) and Michigan (8).
- Beilein has 19 postseason appearances -- 12 in the Division I NCAA Tournament, six in the NIT and one at the Division II NCAA Tournament.
- As a Division I head coach, Beilein has won four regular season conference titles -- Canisius (1994, Metro Atlantic Athletic); Richmond (2001, Colonial Athletic Association) and Michigan (2012, 2014, Big Ten).

### BEILEIN WITH THE MAIZE AND BLUE

- With his 261-143 record, Beilein is the all-time wins leader at U-M and just the second coach to reach 200 victories -- Johnny Orr (209).
- Beilein has recorded eight of U-M's 28 20-win seasons in program's 102 year history.
- With 113 wins in Big Ten play, Beilein is the second U-M coach to surpass 100 in a career and needs nine to become the leader -- Johnny Orr (120).
- Beilein led U-M to two Big Ten regular season titles -- sharing the conference crown in 2012 -- the first in 26 years -- before winning the program's first outright title (by three games) in 28 years in 2014.
- After a well-documented plane crash in 2017, Beilein's Wolverines won four games in four days to capture the 2017 Big Ten Tournament title at the Verizon Center in Washington, D.C.
- In 2018, Beilein's Wolverines became just the third school to win back-to-back Big Ten Tournament titles as they repeated 2017's efforts winning four games in four days at Madison Square Garden to repeat as champions.
- In his 11 seasons, Beilein has eight trips to the NCAA Tournament (2009, '11, '12, '13, '14, '16, '17 and '18). With Beilein's eight appearances, he joins Steve Fisher as the only U-M coaches to secure at least five bids during their tenure.
- After a 20-year absence, Beilein led U-M to the 2013 Final Four, as well as the national title game. U-M defeated Syracuse (61-56) in the national semifinal before falling to Louisville (82-76) in the championship game.
- In 2018, U-M returned to the Final Four and national title game. U-M defeated Loyola-Chicago (69-57) before dropping the championship game to Villanova (79-62).
- Beilein is the fourth Michigan coach to guide U-M to the national title game, joining Dave Strack (1965 vs. UCLA), Johnny Orr (1976 vs. Indiana) and Steve Fisher (1989 vs. Seton Hall; 1992 vs. Duke and 1993 vs. North Carolina).
- Beilein is one of 14 coaches to have taken four different schools to the NCAA Tournament -- Canisius (1996), Richmond (1998), West Virginia (2005, '06) and Michigan (2009, '11, '12, '13, '14, '16, '17, and '18).

### REACHING 800 WINS

- Overall John Beilein has 802 wins during his 40-year coaching career, with 544 wins in Division I games.
- With 802 career wins, Beilein ranks among some of the nation's elite coaches. Below is a sampling of some of the top (active) coaches with 500-plus wins

### SAMPLING OF SOME OF THE NATION'S WINNINGEST COACHES (as of Dec. 30)

Mike Krzyzewski	Duke	1111	ACC
Jim Boheim^	Syracuse	935	ACC
Bob Huggins	West Virginia	852	Big 12
Roy Williams	North Carolina	851	ACC
Cliff Ellis	Coastal Carolina	831	Sun Belt
John Beilein	Michigan	812	Big Ten
Rick Byrd	Belmont	787	Ohio Valley
Dana Altman	Oregon	752	Pac-12
John Calipari	Kentucky	688	SEC
Rick Barnes	Tennessee	672	SEC
Bill Self	Kansas	665	Big 12
Jim Larranaga	Miami (Fla.)	639	ACC
Lon Kruger	Oklahoma	630	Big 12
Greg Kampe	Oakland	605	Horizon
Tubby Smith	Memphis	598	American
Kelvin Sampson	Houston	596	American
Steve Alford	UCLA	587	Pac-12
Tom Izzo	Michigan State	585	Big Ten
Fran Dunphy	Temple	567	American
Bob McKillop	Davidson	563	Atlantic 10
Jay Wright	Villanova	553	Big East
Mark Few	Gonzaga	547	WCC

^101 wins vacated due to NCAA sanctions

### BEILEIN OFF THE COURT

- Beilein was raised in Burt, New York and is the eighth of nine children -- six sisters and two brothers.
- Growing up on an apple farm outside of the Niagara Falls area, Beilein was an avid listener of St. Louis Cardinal baseball games and Hall of Fame announcer Jack Buck via KMOX-Radio.
- Beilein continues to be a diehard fan of the St. Louis Cardinals and Buffalo Bills.
- Attending Wheeling College (now Wheeling Jesuit University), Beilein was a walk-on with the basketball team (1972-75) and served as team captain during the 1974-75 season.
- Beilein has family ties to Steven Spielberg's famous movie 'Saving Private Ryan,' which won five Oscar's. The movie was fictionally based off of the Niland family, who are cousins to Beilein's mother.
- Married to wife, Kathleen for 39 years, the Beilein's have four children -- Seana (Hendricks), Patrick, Mark and Andy as well as four grandchildren -- Finley, Johnny and Charlie with Seana and Thomas with Patrick.
- Beilein's son, Patrick, played under his dad at West Virginia (2003-06), helping the Mountaineers to the Sweet 16 (2005) and Elite Eight (2006). He was a 1,000 point scorer and is currently following in his father's footsteps as the head coach at Le Moyne.

## John Beilein | Coaching Career Records

### BEILEIN IN THE HALL OF FAME

• John Beilein has been inducted into five different Halls of Fame -- Le Moyne's Hall of Fame (2004), Erie Community College's Hall of Fame (2008), DeSales Catholic High School Hall of Fame (2013), Wheeling Jesuit's Hall of Fame (2015) and the Basketball Coaches Association of Michigan (BCAM, 2018).

### BEILEIN IN THE BIG TEN TOURNAMENT

• Under Beilein, Michigan holds a 19-9 record at the Big Ten Tournament with six first round byes (2011, '12, '14, '15, '16, '17, '18), including the last five straight years.  
 • Under Beilein, the Wolverines have never lost their first game, advancing to the quarterfinal in 11 straight tournaments. In fact, U-M has won 12 straight -- the most for any conference tournament in the nation.  
 • U-M has reached the championship game four times -- three times under Beilein (2014, '17 and '18). The Wolverines won back-to-back titles (2017, '18) to become just the third team to repeat in Big Ten history.  
 • In 2017, following a well-publicized plane accident, U-M went on to win four games in four days and claim the Big Ten Tournament title as the No. 8 seed. U-M defeated No. 9 Illinois (75-55), No. 1 Purdue (74-70 OT), No. 4 Minnesota (84-77) and No. 2 Wisconsin, 71-58, in the championship game.  
 • In 2018, U-M repeated as Big Ten champions winning four games in four days as the No. 5 seed. The Wolverines defeated No. 12 Iowa (77-71 OT), No. 4 Nebraska (77-58), No. 1 Michigan State (75-64) and No. 3 Purdue, 75-66) in the title game in New York, New York at Madison Square Garden.  
 • Michigan has defeated the Big Ten Tournament's No. 1 seed in each of the last three tournaments -- No. 1 Indiana (72-69) in 2016, No. 1 Purdue (74-70 in OT) in 2017 and No. 1 Michigan State (75-64) in 2018.

### BEILEIN IN THE NCAA TOURNAMENT

• Beilein has 12 Division I NCAA Tournament appearances -- Canisius (1), Richmond (1), West Virginia (2) and Michigan (8) -- and one Division II after taking Le Moyne to the Division II Tournament in 1988.  
 • Beilein holds a 24-12 record in the NCAA postseason, including an 18-8 record at Michigan.  
 • Beilein has reached the Sweet 16 five times -- twice with West Virginia (2005, '06) and three times with Michigan (2013, '14 and '17).  
 • In 2009, Beilein led No. 10 seed Michigan to the second round of the NCAA Tournament. After defeating No. 7 seed Clemson (62-59) in its opening game of the South Regional in Kansas City, Missouri, U-M fell to Blake Griffin and No. 2 seed Oklahoma (73-63).  
 • In 2011, he led No. 8 seed Michigan to the third round of the NCAA Tournament. After defeating No. 9 seed Tennessee (75-45) in its opening game of the West Regional in Charlotte, N.C., U-M fell to No. 1 seed Duke (73-71) after a last-second game-tying attempt by Darius Morris went in and out.  
 • In 2012, Beilein led No. 4 seed Michigan to the second round of the NCAA Tournament. Opening its first game of the Midwest Regional in Nashville, Tennessee, U-M lost to No. 13 seed Ohio (65-60).  
 • In 2013, he led No. 4 seed Michigan to its first national title game in 20 years before losing to No. 1 seed Louisville (82-76) in the final. U-M opened its NCAA Tournament in the South Regional in Auburn Hills, Michigan with a pair of victories over No. 13 seed South Dakota State (71-56) and No. 5 VCU (78-53). Heading to Arlington, Texas, U-M defeated No. 1 Kansas (87-85) with a dramatic comeback win in overtime. Down 14 points with 6:50 remaining, a Trey Burke 3-pointer with 3.2 seconds left capped off a closing 17-8 run sending the game into overtime, where U-M would go on for the two-point win. Using an opening 23-5 run, U-M advanced to its seventh Final Four with a 20-point win over No. 3 seed Florida (79-59). Facing No. 4 seed Syracuse in the Final Four in Atlanta, Georgia, Beilein picked up his first win over Jim Boeheim following a 61-56 victory to advance to his first career national title game. In a back-and-forth 40 minute battle, U-M dropped the title game to Louisville (82-76).  
 • In 2014, Beilein led No. 2 seed Michigan to its second straight Elite Eight, defeating No. 15 seed Wofford (57-40) in the second round and No. 7 seed Texas (79-65) in the third round in Milwaukee, Wisconsin. In the Sweet 16 in Indianapolis, Indiana, the Wolverines earned a thrilling 73-71 victory over No. 11 seed Tennessee before falling to No. 8 seed Kentucky, 75-72, on a 3-pointer in the final seconds.  
 • In 2016, U-M made its first appearance in the First Four, defeating Tulsa, 67-62, to advance to the first round. The Wolverines lost the matchup with No. 6 seed Notre Dame, 70-63, in Brooklyn, New York to end their season.  
 • In 2017, Beilein guided U-M to a 92-91 win over No. 10 seed Oklahoma State in the first round in Indianapolis, Indiana. U-M then defeated No. 2 seed Louisville, 73-69, in the second round to advance to the Sweet 16 in Kansas City. The Wolverines fell to No. 3 seed Oregon in the Sweet 16, 69-68, in Kansas City, Missouri.  
 • In 2018, Beilein led Michigan to its eighth Final Four appearance and sixth national title game in program history before falling to No. 2 seed Villanova (79-62) in the national championship game. U-M started its NCAA postseason run with a 61-47 victory in the first round and went on to defeat Houston 64-63 on an improbable buzzer-beater from Jordan Poole with 3.6 seconds left on the clock and earned its spot in the Sweet 16. Beilein and his Wolverines went on to capture a 99-72 victory in the West Regional Semifinal in Los Angeles, California before they cut down the nets after a 58-54 win over Florida State, which set a single-season school record with a 32-win season and allowed them to earn their second trip to the Final Four in the past six years. Trailing at halftime in the semifinal game, Michigan played lockdown defense in the closing 20 minutes to defeat Loyola Chicago at the Alamodome and earn its chance to play for a national title. The Wolverines were unable to come away victorious, falling 79-62 to No. 2 seed Villanova in the national championship contest.

### BEILEIN IN THE NIT

• Beilein has six NIT appearances -- Canisius (2), Richmond (2) and West Virginia (2).  
 • Beilein has a 14-6 all-time record in the NIT and has advanced to the NIT Final Four twice.  
 • In 1995, Beilein's Canisius team advanced to New York for the NIT semifinal before losing to eventual champion Virginia Tech (71-59). In 2007, Beilein's West Virginia squad defeated Mississippi State (63-62) in the semifinal before beating Clemson (78-73) to win his NIT crown.

### THE JOHN BEILEIN FILE

**Birthdate:** February 5, 1953  
**Hometown:** Burt, N.Y.  
**High School:** DeSales Catholic (Lockport, N.Y.)  
**College Undergrad:** Wheeling Jesuit, 1975 (B.A., History)  
**College Masters:** Niagara, 1981 (M.S., Education)  
**Family:** Married; wife Kathleen (39 years)  
**Children (4):** Seana, Patrick, Mark and Andrew  
**Grandchildren (3):** Finley Rose, Johnny, Charlie  
**Pronunciation:** "Bee-Line"

### COACHING CAREER

Years	School	Position
1975-78	Newfane High School	Head Coach
1978-82	Erie Community College	Head Coach
1982-83	Nazareth College	Head Coach
1983-92	Le Moyne College	Head Coach
1992-97	Canisius College	Head Coach
1997-2002	University of Richmond	Head Coach
2002-07	West Virginia University	Head Coach
2007-present	University of Michigan	Head Coach

### AMONG THE NATION'S STATISTICAL ELITE

Since Coach Beilein's arrival in Ann Arbor, U-M has remained among the tops in the nation's in turnovers, assist/turnover ratio and fouls.

#### LEADERS AND BEST (as of Dec. 30)

Season	Turnovers	Assist/TO Ratio	Fouls
2007-08	56th (12.9)	156th (0.95)	10th (15.1)
2008-09	16th (11.5)	12th (1.35)	13th (15.3)
2009-10	5th (10.2)	11th (1.40)	5th (14.6)
2010-11	5th (10.0)	14th (1.37)	43rd (16.8)
2011-12	17th (10.9)	45th (1.16)	21st (15.6)
2012-13	1st (9.4)	1st (1.54)	2nd (12.7)
2013-14	7th (9.3)	8th (1.52)	1st (14.2)
2014-15	8th (9.6)	49th (1.25)	7th (14.2)
2015-16	6th (9.7)	9th (1.54)	5th (15.1)
2016-17	1st (9.2)	8th (1.52)	6th (15.1)
2017-18	2nd (9.3)	8th (1.54)	28th (15.7)
2018-19	7th (9.8)	25th (1.44)	2nd (13.4)

### BEILEIN ACTIVE COACHING TREE (16)

• **Patrick Beilein:** head coach Le Moyne (2015-present)  
 • **Kevin Broderick:** head coach Nazareth College (2009-present)  
 • **Matt Brown:** former head coach UMKC (2007-13)  
 • **Jerry Dunn:** head coach Tuskegee University (2014-present)  
 • **Mike Jones:** head coach Radford (2011-present)  
 • **LaVall Jordan:** head coach Butler (2017-present)  
 • **Bill Lilly:** former head coach West Virginia Wesleyan (2005-10)  
 • **Mike MacDonald:** head coach Daemen College (2014-present)  
 • **Mike Maker:** head coach Marist (2014-present)  
 • **John Mahoney:** head coach IMG Academy (2012-present)  
 • **Jeff Neubauer:** head coach Fordham (2015-present)  
 • **Dave Niland:** head coach Penn State Behrend (1993-present)  
 • **Phil Seymore:** head coach Fredonia (2013-present)  
 • **Zach Spiker:** head coach Drexel (2016-present)  
 • **Reggie Witherspoon:** head coach Canisius (2016-present)

### BEILEIN'S NBA DRAFT PICKS (11)

#### West Virginia (2)

**Joe Alexander** (2008, #8 by Milwaukee Bucks)  
**Da'Sean Butler** (2010, #42 by Miami Heat)

#### Michigan (9)

**Darius Morris** (2011, #41 by Los Angeles Lakers)  
**Trey Burke** (2013, #9 by Utah Jazz)  
**Tim Hardaway Jr.** (2013, #24 by New York Knicks)  
**Nik Stauskas** (2014, #8 by Sacramento Kings)  
**Mitch McGary** (2014, #21 by Oklahoma City Thunder)  
**Glenn Robinson III** (2014, #40 by Minnesota Timberwolves)  
**Caris LeVert** (2016, #20 by Brooklyn Nets)  
**D.J. Wilson** (2017, #17 by Milwaukee Bucks)  
**Moritz Wagner** (2018, #25 by Los Angeles Lakers)

# John Beilein | Coaching Career Records

School	Season	Total	Overall
Erie C.C.	1978-79	35	20-15
Erie C.C.	1979-80	25	17-8
Erie C.C.	1980-81	29	21-8
Erie C.C.	1981-82	29	17-12
<b>Totals</b>		<b>118</b>	<b>75-43</b>

School	Season	Total	Overall	Home	Away	Neutral
Nazareth	1982-83	26	20-6	9-1	10-4	1-1
<b>Totals</b>		<b>26</b>	<b>20-6</b>	<b>9-1</b>	<b>10-4</b>	<b>1-1</b>

School	Season	Total	Overall	Home	Away	Neutral	League	Overall	Finish	Home	Away	Neutral	Postseason
Le Moyne	1983-84	28	20-8	12-2	6-4	2-2	MCC	5-0		4-0	1-0	0-0	-----
Le Moyne	1984-85	29	19-10	11-3	5-6	3-1	MCC	4-6		3-2	1-4	0-0	-----
Le Moyne	1985-86	29	14-15	10-2	2-10	2-3	MCC	5-7		4-2	1-5	0-0	-----
Le Moyne	1986-87	30	20-10	11-2	5-6	4-2	MCC	8-4		5-1	3-3	0-0	-----
Le Moyne	1987-88	30	24-6	12-1	7-2	5-3	MCC	10-2		6-1	4-1	0-0	NCAA II, First Rd.
Le Moyne	1988-89	27	15-12	9-3	5-8	1-1	MCC	6-6		4-2	2-4	0-0	-----
Le Moyne	1989-90	29	17-12	10-2	4-6	3-4	MCC	5-7		4-2	1-5	0-0	-----
Le Moyne	1990-91	29	19-10	11-2	5-4	3-4	MCC	6-4		4-1	2-3	0-0	-----
Le Moyne	1991-92	26	15-11	8-4	5-7	2-0		-		-	-	-	-----
<b>Totals</b>		<b>257</b>	<b>163-94</b>	<b>94-21</b>	<b>44-53</b>	<b>25-20</b>		<b>49-36</b>		<b>34-11</b>	<b>15-25</b>	<b>0-0</b>	

School	Season	Total	Overall	Home	Away	Neutral	League	Overall	Finish	Home	Away	Neutral	Postseason
Canisius	1992-93	28	10-18	6-5	3-11	1-2	MAAC	5-9	6th	3-4	2-5	0-0	-----
Canisius	1993-94	29	22-7	15-0	6-6	1-1	MAAC	12-2	1st	7-0	5-2	0-0	NIT, First Rd.
Canisius	1994-95	35	21-14	8-4	11-6	2-4	MAAC	10-4	2nd	5-2	5-2	0-0	NIT, Semifinal
Canisius	1995-96	30	19-11	8-3	7-6	4-2	MAAC	7-7	5th	4-3	3-4	0-0	NCAA, First Rd.
Canisius	1996-97	29	17-12	9-4	5-7	3-1	MAAC	10-4	t-2nd	6-1	4-3	0-0	-----
<b>Totals</b>		<b>151</b>	<b>89-62</b>	<b>46-16</b>	<b>32-36</b>	<b>11-10</b>	<b>MAAC</b>	<b>44-26</b>		<b>25-10</b>	<b>19-16</b>	<b>0-0</b>	


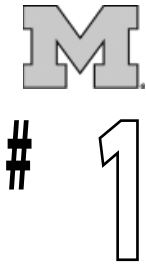
School	Season	Total	Overall	Home	Away	Neutral	League	Overall	Finish	Home	Away	Neutral	Postseason
Richmond	1997-98	31	23-8	10-1	6-6	7-1	CAA	12-4	3rd	8-0	4-4	0-0	NCAA, Second Rd.
Richmond	1998-99	27	15-12	11-1	3-10	1-1	CAA	10-6	3rd	8-0	2-6	0-0	-----
Richmond	1999-2000	30	18-12	7-5	8-6	3-1	CAA	11-5	3rd	7-1	4-4	0-0	-----
Richmond	2000-01	29	22-7	12-2	9-4	1-1	CAA	12-4	1st	7-1	5-3	0-0	NIT, Second Rd.
Richmond	2001-02	36	22-14	13-5	7-6	2-3	Atlantic 10	11-5	2nd	7-1	4-4	0-0	NIT, Quarterfinal
<b>Totals</b>		<b>153</b>	<b>100-53</b>	<b>53-14</b>	<b>33-32</b>	<b>14-7</b>	<b>CAA/A10</b>	<b>56-24</b>		<b>37-3</b>	<b>19-21</b>	<b>0-0</b>	

School	Season	Total	Overall	Home	Away	Neutral	League	Overall	Finish	Home	Away	Neutral	Postseason
West Virginia	2002-03	29	14-15	9-5	2-8	3-2	Big East	5-11	6th - West	3-5	2-6	0-0	-----
West Virginia	2003-04	31	17-14	10-4	4-7	3-3	Big East	7-9	t-8th	5-3	2-6	0-0	NIT, Second Rd.
West Virginia	2004-05	35	24-11	11-3	6-5	7-3	Big East	8-8	t-7th	5-3	3-5	0-0	NCAA, Elite Eight
West Virginia	2005-06	33	22-11	13-2	5-4	4-5	Big East	11-5	3rd	7-1	4-4	0-0	NCAA, Sweet 16
West Virginia	2006-07	36	27-9	17-1	3-6	7-2	Big East	9-7	t-7th	7-1	2-6	0-0	NIT, Champions
<b>Totals</b>		<b>164</b>	<b>104-60</b>	<b>60-15</b>	<b>20-30</b>	<b>24-15</b>	<b>Big East</b>	<b>40-40</b>		<b>27-13</b>	<b>13-27</b>	<b>0-0</b>	

School	Season	Total	Overall	Home	Away	Neutral	League	Overall	Finish	Home	Away	Neutral	Postseason
Michigan	2007-08	32	10-22	6-9	2-10	2-3	Big Ten	5-13	9th	3-6	2-7	0-0	-----
Michigan	2008-09	35	21-14	14-3	3-8	4-3	Big Ten	9-9	t-7th	6-3	3-6	0-0	NCAA, Second Rd.
Michigan	2009-10	32	15-17	10-6	3-8	2-3	Big Ten	7-11	t-7th	4-5	3-6	0-0	-----
Michigan	2010-11	35	21-14	14-5	5-5	2-4	Big Ten	9-9	t-4th	5-4	4-5	0-0	NCAA, Third Rd.
Michigan	2011-12	34	24-10	15-1	6-6	3-3	Big Ten	13-5	t-1st	8-1	5-4	0-0	NCAA, Second Rd.
Michigan	2012-13	39	31-8	17-1	5-5	9-2	Big Ten	12-6	t-4th	8-1	4-5	0-0	NCAA, National Runner-up
Michigan	2013-14	37	28-9	13-2	7-4	8-3	Big Ten	15-3	1st	8-1	7-2	0-0	NCAA, Elite Eight
Michigan	2014-15	32	16-16	12-6	2-8	2-2	Big Ten	8-10	9th	6-3	2-7	0-0	-----
Michigan	2015-16	36	23-13	13-4	4-6	6-3	Big Ten	10-8	8th	6-3	3-5	1-0	NCAA, First Rd.
Michigan	2016-17	38	26-12	15-3	3-8	8-1	Big Ten	10-8	t-5th	7-2	3-6	0-0	NCAA, Sweet 16
Michigan	2017-18	41	33-8	15-1	6-5	12-2	Big Ten	13-5	t-4th	8-1	5-4	0-0	NCAA, National Runner-up
Michigan	2018-19	13	13-0	9-0	2-0	2-0	Big Ten	2-0	--	1-0	1-0	0-0	
<b>Totals</b>		<b>404</b>	<b>261-143</b>	<b>153-41</b>	<b>48-73</b>	<b>60-29</b>	<b>Big Ten</b>	<b>113-87</b>		<b>70-30</b>	<b>42-57</b>	<b>1-0</b>	

# John Beilein | All-Time Opponent

Opponent	Total	W	L	Opponent	Total	W	L	Opponent	Total	W	L	Opponent	Total	W	L
Adelphi	15	10	5	East Stroudsburg	5	3	2	<b>Michigan State</b>	<b>20</b>	<b>9</b>	<b>11</b>	Southern Illinois	1	1	0
Air Force	1	1	0	Eastern Michigan	3	2	1	Michigan Tech	1	1	0	Southern Methodist (SMU)	5	1	4
Akron	2	1	1	Eastern Washington	1	1	0	Millersville	1	0	1	Southern Mississippi	1	1	0
Alabama	1	0	1	Edinboro	2	1	1	<b>Minnesota</b>	<b>20</b>	<b>16</b>	<b>4</b>	Southwest Missouri State	1	1	0
Alabama A&M	2	2	0	Elmira College	1	1	0	Mississippi State	4	2	2	Springfield	1	1	0
Albany	1	1	0	Elon	1	1	0	Mohawk Valley CC	4	2	2	Stanford	1	1	0
Alfred Tech	8	8	0	Emmanuel (Ga.)	1	1	0	Monroe CC	8	2	6	St. Bonaventure	13	8	5
Alvernia	1	1	0	Fairfield	12	9	3	Montana	2	2	0	St. John's	6	6	0
American	9	9	0	Ferris State	1	1	0	Montana State	1	1	0	SUNY Brockport	1	1	0
American International	1	1	0	Ferrum	2	0	2	Montclair State	1	1	0	SUNY Utica	1	1	0
Anderson JC	2	0	2	Finger Lakes CC	1	1	0	Mount St. Mary's	3	2	1	Syracuse	11	2	9
Appalachian State	2	2	0	Florida	3	2	1	N.C. Central	2	2	0	Temple	1	1	0
Arkansas	3	1	2	Florida Atlantic	2	2	0	N.C. State	5	5	0	Tennessee	3	3	0
Arkansas-Little Rock	1	0	1	Florida Gulf Coast	1	1	0	Navy	2	2	0	Texas	6	4	2
Arkansas-Pine Bluff	2	2	0	Florida State	2	2	0	<b>Nebraska</b>	<b>10</b>	<b>9</b>	<b>1</b>	Texas A&M	1	1	0
Arizona	2	0	2	Fordham	3	1	2	New Hampshire	1	1	0	Texas Tech	1	1	0
Army	1	1	0	Franklin Pierce	2	0	2	New Haven	2	0	2	The Citadel	1	1	0
Assumption	1	0	1	Fredonia State	1	1	0	New York Tech	1	1	0	Toledo	2	1	1
Baltimore CC	1	1	0	Furman	1	1	0	Niagara	13	7	6	Towson	1	1	0
Belmont Abbey	1	0	1	Gannon	22	8	14	Niagra County CC	11	8	3	Truit McConnell	1	1	0
Bentley	1	1	0	Gardner-Webb	2	2	0	Nicholls State	1	1	0	Tulane	2	1	1
Binghamton	2	2	0	Genesee CC	8	8	0	NJIT	1	0	1	Tulsa	1	1	0
Bloomfield	1	1	0	Geneseo State	1	1	0	Norfolk State	3	3	0	UAB	1	1	0
Bloomsburg	2	2	0	George Mason	11	7	4	North Carolina	3	1	2	UCLA	7	5	2
Bloomsfield	1	1	0	George Washington	7	4	3	North Florida	1	1	0	UC Riverside	1	1	0
Boston College	7	2	5	Georgetown	8	3	5	Northeastern	4	2	2	UMass-Lowell	2	1	1
Bowdoin	1	1	0	Georgia Southern	1	1	0	Northern Kentucky	1	1	0	UMBC	1	1	0
Bowling Green	1	1	0	Gonzaga	2	1	1	Northern Michigan	2	2	0	UNC Asheville	1	1	0
Bradley	3	3	0	Hamilton	7	6	1	<b>Northwestern</b>	<b>21</b>	<b>14</b>	<b>7</b>	UNC Greensboro	2	2	0
Bridgeport	1	1	0	Hamilton College	1	0	1	Northwestern State	1	1	0	UNC Wilmington	10	7	3
Brockport	2	2	0	Harvard	2	1	1	Notre Dame	8	1	7	Union	7	6	1
Broome CC	5	3	2	Herkimer CC	1	0	1	Oakland	4	4	0	Unknown	1	1	0
Brown	1	1	0	Hilbert CC	8	3	5	<b>Ohio State</b>	<b>23</b>	<b>8</b>	<b>15</b>	UNLV	1	0	1
Bryant	2	2	0	Hillsdale College	1	1	0	Ohio University	1	0	1	USC Upstate	2	1	1
Bryant & Stratton	2	2	0	Hobart College	2	2	0	Oklahoma	2	1	1	Utah	3	1	2
Bucknell	3	3	0	Holy Cross	2	2	0	Oklahoma State	1	1	0	UTEP	1	0	1
Buffalo	13	7	6	Houghton College	2	0	2	Old Dominion	9	6	3	Utica	1	0	1
Buffalo JV	1	1	0	Houston	1	1	0	Onondaga CC	2	2	0	Valparaiso	2	1	1
Buffalo State	1	1	0	Houston Baptist	3	3	0	Oregon	2	1	1	Villa Maria	10	8	2
Buffalo State JV	2	2	0	Howard	2	2	0	Oswego State	8	7	1	Villanova	11	6	5
Butler	1	0	1	<b>Illinois</b>	<b>22</b>	<b>15</b>	<b>7</b>	Pace	16	6	10	Virginia	3	1	2
C. W. Post	1	0	1	<b>Indiana</b>	<b>18</b>	<b>9</b>	<b>9</b>	<b>Penn State</b>	<b>20</b>	<b>15</b>	<b>5</b>	Virginia Commonwealth	12	9	3
California (Pa.)	1	0	1	Iona	12	8	4	Pennsylvania	1	1	0	Virginia Tech	5	1	4
Campbell	2	2	0	<b>Iowa</b>	<b>22</b>	<b>14</b>	<b>8</b>	Philadelphia University	19	10	9	VMI	1	0	1
Canisius	2	2	0	Iowa State	2	1	1	Pitt-Bradford (Pa.)	4	1	3	Wagner	1	1	0
Canisius JV	1	1	0	IPFW	1	1	0	Pittsburgh	11	4	7	Wake Forest	6	1	5
Canton Tech	4	3	1	Ithaca	1	1	0	Plymouth State	1	1	0	Washington	1	0	1
Cayuga CC	1	1	0	IUPUI	3	3	0	Portland	1	0	1	Washington & Jefferson	1	1	0
Centenary	1	1	0	Jacksonville	1	1	0	Potsdam College	1	1	0	Washington State	2	1	1
Central Arkansas	1	1	0	James Madison	12	9	3	Potsdam State	1	1	0	West Chester	3	2	1
Central Florida	1	1	0	Jamestown CC	9	3	6	Providence	11	6	5	West Virginia	2	2	0
Central Michigan	3	2	1	Jefferson CC	3	2	1	<b>Purdue</b>	<b>22</b>	<b>11</b>	<b>11</b>	Western Carolina	1	1	0
Chaminade	1	1	0	Kansas	3	1	2	Queens	6	6	0	Western Illinois	1	1	0
Champlain CC	3	2	1	Kansas State	1	1	0	Quinnipiac	3	2	1	Western Kentucky	1	0	1
Charlotte	5	2	3	Kean College	1	1	0	R.I.T.	2	2	0	Western Michigan	7	6	1
Chattanooga	2	2	0	Keene State	2	2	0	Radford	5	5	0	William & Mary	8	5	3
Cheyney	1	1	0	Kennesaw State	1	1	0	Randolph Macon	1	0	1	<b>Wisconsin</b>	<b>21</b>	<b>5</b>	<b>16</b>
Cincinnati	6	3	3	Kent State	1	1	0	Redford	1	1	0	Wisconsin-Green Bay	1	0	1
Clarion	2	1	1	Kentucky	3	0	3	Rhode Island	2	2	0	Wofford	3	3	0
Clarkson	3	3	0	Kings Point	1	1	0	Robert Morris	1	0	1	Xavier	4	0	4
Clemson	3	3	0	Kutztown	1	1	0	Roberts Wesleyan	2	2	0	Youngstown State	1	1	0
Cleveland State	1	1	0	L.I.U. Southampton	2	2	0	Rochester	1	0	1	<b>Career</b>	<b>1273</b>	<b>812</b>	<b>461</b>
Colgate	6	5	1	La Salle	3	2	1	Rochester (N.Y.)	1	1	0	<b>Big Ten</b>	<b>Total</b>	<b>W</b>	<b>L</b>
College of Charleston	1	0	1	Lakeland CC	1	1	0	<b>Rutgers</b>	<b>11</b>	<b>9</b>	<b>2</b>	Illinois	22	15	7
Columbia	1	1	0	Liberty	2	1	1	Sacred Heart	3	2	1	Indiana	18	9	9
Columbia-Green	1	1	0	Lock Haven	2	2	0	Saginaw Valley	1	1	0	Iowa	22	14	8
Concordia (Mich.)	1	1	0	Long Beach State	2	2	0	Saint Clair (Mich.)	1	0	1	Maryland	8	4	4
Concordia (N.Y.)	1	1	0	Louisiana-Monroe	2	2	0	Saint Francis (Pa.)	3	2	1	Michigan State	20	9	11
Connecticut	8	2	6	Louisville	5	2	3	Saint John Fisher	10	8	2	Minnesota	20	16	4
Coppin State	4	4	0	Loyola-Chicago	2	2	0	Saint Joseph's	1	1	0	Nebraska	10	9	1
Cornell	3	2	1	Loyola (Md.)	13	10	3	Saint Lawrence	9	8	1	Northwestern	21	14	7
Corning CC	9	5	4	LSU	3	1	2	Saint Louis	2	1	1	Ohio State	23	8	15
Cortland	2	2	0	Manhattan	10	6	4	Saint Michael's	11	4	7	Penn State	20	15	5
Cortland State	2	2	0	Manhattanville	1	1	0	Saint Peter's	12	7	5	Purdue	22	11	11
Creighton	2	2	0	Mansfield	13	8	5	Saint Rose	4	2	2	Rutgers	11	9	2
Daemen College	2	1	1	Marist	2	2	0	Saint Thomas Aquinas	1	0	1	Wisconsin	21	5	16
Davis & Elkins	1	1	0	Marquette	4	2	2	Samford	1	1	0	<b>Overall B1G Career</b>	<b>238</b>	<b>138</b>	<b>100</b>
Dayton	3	1	2	Marshall	6	3	3	San Francisco	1	0	1	<b>Overall B1G at U-M</b>	<b>228</b>	<b>132</b>	<b>96</b>
Delaware State	3	3	0	<b>Maryland</b>	<b>8</b>	<b>4</b>	<b>4</b>	Savannah State	2	2	0	<b>B1G Regular Season (U-M)</b>	<b>200</b>	<b>113</b>	<b>87</b>
DePaul	1	1	0	Maryland Eastern Shore	2	2	0	Scranton	5	4	1	<b>B1G Tournament</b>	<b>28</b>	<b>19</b>	<b>9</b>
Detroit Mercy	3	3	0	Massachusetts	3	3	0	Seton Hall	12	5	7				
Dominican College	1	1	0	Massachusetts-Darmouth	1	0	1	Siena	16	6	10				
Dowling	1	1	0	McNeese State	2	2	0	Slippery Rock	3	3	0				
Drexel	2	1	1	Memphis	1	1	0	South Carolina	3	2	1				
Duke	7	1	6	Mercy	1	1	0	South Carolina State	1	1	0				
Duquesne	7	6	1	Mercyhurst	16	15	1	South Dakota State	1	1	0				
East Carolina	8	5	3	Miami (Fla.)	2	2	0	South Florida	2	2	0				



# CHARLES MATTHEWS

Senior

Guard | 6-6 | 225

Chicago, Illinois | St. Rita High School | Kentucky

College of Literature, Science & the Arts | General Studies major

Born on November 15, 1996, in Chicago, Illinois

**WHO IS MATTHEWS ...**

- Extremely athletic player with strong vertical leap
- Strong defender with length and speed
- Possesses creativity to get to the basket as well as a strong, pull-up mid-range game
- Continues to develop long range shot
- Won NCAA West Regional Most Outstanding Player award helping U-M reach the 2018 NCAA Final Four
- Mother, Nichole, said Charles and his two brothers were named after NBA legends -- Charles after Charles Barkley, Dominique after Dominique Wilkins and Jordan after Michael Jordan.
- Avid fan of Kobe Bryant and friends with Dwyane Wade
- Brother Dominique, a junior at Illinois-Chicago, was Horizon League's all-freshman team honors two seasons ago

**CHARLES MATTHEWS | CAREER BESTS**

	CAREER	2018-19 SEASON
Points	31, Alabama A&M (12/21/17)	25 (2x), last: Western Michigan (12/15/18)
Field Goals	12, Alabama A&M (12/21/17)	10, vs. George Washington (11/17/18)
Field Goal Attempts	19, North Florida (11/11/17)	17, Holy Cross (11/10/18)
3-Pt. Field Goals	3 (2x), last: No. 19/18 Purdue (12/1/18)	3 (2x), last: No. 19/18 Purdue (12/1/18)
3-Pt. Field Goal Attempts	6 (3x), last: No. 19/18 Purdue (12/1/18)	6 (2x), last: No. 19/18 Purdue (12/1/18)
Free Throws	11, Western Michigan (12/15/18)	11, Western Michigan (12/15/18)
Free Throw Attempts	16, Western Michigan (12/15/18)	16, Western Michigan (12/15/18)
Rebounds	11 (2x), last: vs. Montana (3/15/18)	10, Western Michigan (12/15/18)
Assists	12, UC Riverside (11/26/17)	3 (2x), last: Chattanooga (11/23/18)
Blocks	3 (2x), last: at No. 8 Villanova (11/14/18)	3, at No. 8 Villanova (11/14/18)
Steals	3 (4x), last: Binghamton (12/30/18)	3 (2x), last: Binghamton (12/30/18)
Minutes	41, vs. Iowa (3/1/18)	38, Holy Cross (11/10/18)

**CHARLES MATTHEWS | CAREER STATISTICS**

Career	G	S	Min	Avg	FG	FGA	FG%	3FG	3FGA	3FG%	FT	FTA	FT%	Off	Def	Reb	Avg	Foul	DQ	Ast	Avg	TO	Blk	Stl	Pts	Avg	W	L
2015-16 (KY)	36	3	370	10.3	23	52	.442	1	4	.250	14	34	.412	32	27	59	1.6	33	0	13	0.4	19	6	15	61	1.7	27	9
2016-17 (TR)	0	0	0	0.0	0	0	.000	0	0	.000	0	0	.000	0	0	0	0.0	0	0	0	0.0	0	0	0	0.0	25	12	
2017-18	41	41	1234	30.1	205	414	.495	34	107	.318	87	156	.558	53	174	227	5.5	88	2	98	2.4	84	26	30	531	13.0	33	8
2018-19	13	13	396	30.5	64	148	.432	14	45	.311	39	63	.619	25	43	68	5.2	20	0	15	1.2	19	7	16	181	13.9	13	0
<b>U-M Totals</b>	<b>54</b>	<b>54</b>	<b>1630</b>	<b>30.2</b>	<b>269</b>	<b>562</b>	<b>.479</b>	<b>48</b>	<b>152</b>	<b>.316</b>	<b>126</b>	<b>219</b>	<b>.575</b>	<b>78</b>	<b>217</b>	<b>295</b>	<b>5.5</b>	<b>108</b>	<b>2</b>	<b>113</b>	<b>2.1</b>	<b>103</b>	<b>33</b>	<b>46</b>	<b>712</b>	<b>13.2</b>	<b>71</b>	<b>20</b>
<b>Career</b>	<b>90</b>	<b>57</b>	<b>2000</b>	<b>22.2</b>	<b>292</b>	<b>614</b>	<b>.476</b>	<b>49</b>	<b>156</b>	<b>.314</b>	<b>140</b>	<b>253</b>	<b>.553</b>	<b>110</b>	<b>244</b>	<b>354</b>	<b>3.9</b>	<b>141</b>	<b>2</b>	<b>126</b>	<b>1.4</b>	<b>122</b>	<b>39</b>	<b>61</b>	<b>773</b>	<b>8.6</b>	<b>98</b>	<b>29</b>

**CHARLES MATTHEWS | 2018-19 GAME-BY-GAME**

OPPONENT	DATE	RESULT	G-S	FG	3FG	FT	O-D	RB	PF	PTS	A	TO	B	S	MIN
NORFOLK STATE	11/6/2018	W, 63-44	1-1	5-12	0-4	0-5	3-4	7	2	10	0	3	0	0	28
HOLY CROSS	11/10/2018	W, 56-37	1-1	7-17	2-6	4-5	0-2	2	1	20	0	2	0	1	38
at #8/8 Villanova	11/14/18	W, 73-46	1-1	7-13	0-4	5-7	2-2	4	0	19	0	0	3	1	36
vs. George Washington	11/17/2018	W, 84-61	1-1	10-13	2-2	3-4	3-3	6	1	25	3	0	0	1	30
vs. Providence	11/18/2018	W, 66-47	1-1	2-7	0-3	1-2	2-2	4	3	5	0	0	1	0	23
CHATTANOOGA	11/23/2018	W, 83-55	1-1	2-9	0-2	4-6	0-1	1	0	8	3	0	0	2	26
#11/13 N. CAROLINA	11/28/2018	W, 84-67	1-1	7-12	2-4	5-8	2-5	7	2	21	1	3	1	1	34
#19/18 PURDUE+	12/1/2018	W, 76-57	1-1	3-11	3-6	0-0	0-5	5	1	9	4	3	0	0	35
at Northwestern+	12/4/2018	W, 62-60	1-1	1-7	0-1	1-2	2-4	6	3	3	0	2	0	2	23
SOUTH CAROLINA	12/8/2018	W, 89-78	1-1	4-8	2-4	2-4	4-2	6	2	12	1	1	0	1	27
WESTERN MICHIGAN	12/15/2018	W, 70-60	1-1	6-13	2-3	11-16	3-7	10	3	25	2	2	0	3	37
AIR FORCE	12/22/2018	W, 71-50	1-1	7-4	1-6	2-2	2-5	7	1	17	0	3	1	1	34
BINGHAMTON	12/30/2018	W, 74-52	1-1	3-12	0-0	1-2	2-1	3	1	7	1	0	1	3	25
PENN STATE+	1/3/2019														
#21/22 INDIANA +	1/6/2019														
at Illinois+	1/10/2019														
NORTHWESTERN+	1/13/2019														
at Wisconsin+	1/19/2019														
MINNESOTA+	1/22/2019														
at Indiana+	1/25/2019														
OHIO STATE+	1/29/2019														
at Iowa+	2/1/2019														
at Rutgers+	2/5/2019														
WISCONSIN+	2/9/2019														
at Penn State+	2/12/2019														
MARYLAND+	2/16/2019														
at Minnesota+	2/21/2019														
MICHIGAN STATE+	2/24/2019														
NEBRASKA+	2/28/2019														
at Maryland+	3/3/2019														
at Michigan State+	3/9/2019														
BTT First Round	3/13/2019														
BTT Second Round	3/14/2019														
BTT Quarterfinal	3/15/2019														
BTT Semifinal	3/16/2019														
BTT Championship	3/17/2019														
NCAA First Round															
NCAA Second Round															
NCAA Sweet 16															
NCAA Elite Eight															
NCAA Final Four															
NCAA Championship															
^ overtime															

Complete Bio is available [MGoBlue.com](http://MGoBlue.com)

**Michigan Career & Honors**

- NCAA West Regional Most Outstanding Player (2018)
- NCAA All-West Regional (2018)
- Academic All-Big Ten (2018)
- Michigan Academic Achievement (2018)
- Helped U-M set the program record for single season victories with 33 wins (33-8, 2017-18)
- Helped U-M win two straight Big Ten Tournament titles
  - > Despite not playing due to transfer in 2017, and following a well-documented plane crash, U-M won four games in four days at the Verizon Center (Washington, D.C.) to win first conference tournament title in 19 days
  - > In 2018, helped U-M repeat as tournament champions winning four games in four days
  - > Helped U-M become just the third team to win back-to-back titles.
- Helped U-M to two appearances in the NCAA Tournament
  - > Despite not playing due to transfer in 2017, helped U-M to the No. 7 seed (Midwest) and advance to the Sweet 16
  - > In 2018, helped U-M to the No. 3 seed (West), advancing to the Final Four and national title game vs. Villanova

**Senior (2018-19)**

- Named team captain for the 2018-19 season
- Notched the eighth 20-point game of his career with 20 against Holy Cross (Nov. 10)
- Earned his second 20-point game of the season and scored a season-best 25 points vs. George Washington (Nov. 17)
- Named to the Naismith Hall of Fame Tip-Off Tournament All-Tournament team
- Recorded his third 20-point game of the season against No. 11/13 North Carolina and led the Wolverines on the boards with seven rebounds
- Notched his fifth career double-double and first of the season against Western Michigan (Dec. 15) with 25 points and 10 rebounds
- Made a career-high 11 free throws on 16 attempts against WMU (Dec. 15)
- Recorded his 40th career double-digit scoring effort against Air Force (Dec. 22) with 17 points


**Junior (2017-18)**

- Played and started all 41 games; one of two Wolverines to do so (Muhammad-Ali Abdur-Rahkman)
  - > Made first career U-M start against North Florida (Nov. 11)
- Averaged 13.0 points per game, second on U-M
  - > Recorded 31 games with 10-or-more points, seven with 20-plus and one with 30-plus
  - > Scored a career-best 31 points against Alabama A&M (Dec. 21)
- Averaged 5.5 rebounds per game, second on U-M
  - > Grabbed 227 rebounds with three games of 10-or-more
  - > Grabbed a career-best 11 rebounds, twice -- Minnesota (Feb. 3) and vs. Montana (March 15) in the NCAA First Round
- Averaged 2.4 assists per game, third on U-M
  - > Finished season with 98 assists, just missing the century mark and giving U-M three players with 100-plus
  - > Dished a career-best 12 assists against UC Riverside (Nov. 26)
  - > Recorded five games with four-or-more assists
- Recorded four double-doubles, helping U-M go 4-0
- Tied for U-M lead with 26 blocks while adding 30 steals
- Averaged 30.1 minutes per game, second on U-M



M

# 3



# ZAVIER SIMPSON

Junior

Guard | 6-0 | 190

Lima, Ohio | Lima Senior High School

College of Literature, Science & the Arts | General Studies major

Born on February 11, 1997, in Lima, Ohio

**WHO IS SIMPSON ...**

- Played in 92 consecutive games for the Wolverines
- U-M's defensive leader
- Extremely confident individual with a strong voice during practice and games
- Exceptional passer and strong defender
- Spent offseason with his father, Quincey, developing new shooting form
- Ohio's 2016 Mr. Basketball; led Lima Catholic Central to 2014 OHSAA DIII title before transferring to Lima Senior guiding it to a 2016 OHSAA DI runner-up finish
- Michigan's second Ohio Mr. Basketball after former Wolverine and National Player of the Year recipient Trey Burke earned the honor in 2011

**ZAVIER SIMPSON | CAREER BESTS**

	CAREER	2018-19 SEASON
Points	16 (2x), last: at Purdue (1/25/18)	15, Western Michigan (12/15/18)
Field Goals	7 (2x), last: Minnesota (2/3/18)	6, Western Michigan (12/15/18)
Field Goal Attempts	14 (2x), last: No. 19/18 Purdue (12/1/18)	14, No. 19/18 Purdue (12/1/18)
3-Pt. Field Goals	4, vs. George Washington (11/17/18)	4, vs. George Washington (11/17/18)
3-Pt. Field Goal Attempts	8, Minnesota (2/3/18)	7, vs. George Washington (11/17/18)
Free Throws	6, vs. Michigan State (3/3/18)	2 (2x), last: Binghamton (12/30/18)
Free Throw Attempts	10, at Michigan State (1/13/18)	4 vs. Providence (11/18/18)
Rebounds	11, vs. George Washington (11/17/18)	11, vs. George Washington (11/17/18)
Assists	10, Binghamton (12/30/18)	10, Binghamton (12/30/18)
Blocks	1 (5x) last: at No. 8 Villanova (11/14/18)	1, at No. 8 Villanova (11/14/18)
Steals	6, vs. Texas A&M (3/22/18)	5, at No. 8 Villanova (11/14/18)
Minutes	42, Minnesota (2/3/18)	36 (2x), last: Western Michigan (12/15/18)

**ZAVIER SIMPSON | CAREER STATISTICS**

Career	G	S	Min	Avg	FG	FGA	FG%	3FG	3FGA	3FG%	FT	FTA	FT%	Off	Def	Reb	Avg	Foul	DQ	Ast	Avg	TO	Blk	Stl	Pts	Avg	W	L
2016-17	38	0	332	8.7	16	43	.372	5	19	.263	22	31	.710	4	20	24	0.6	47	0	37	1.0	19	2	20	59	1.6	26	12
2017-18	41	29	1085	26.5	115	246	.467	24	84	.286	47	91	.516	18	115	133	3.2	55	0	150	3.7	61	2	53	301	7.3	33	8
2018-19	13	13	405	31.2	35	84	.417	8	29	.276	9	19	.474	3	59	62	4.8	24	0	81	6.2	26	1	20	87	6.7	13	0
<b>Totals</b>	<b>92</b>	<b>42</b>	<b>1822</b>	<b>19.8</b>	<b>166</b>	<b>373</b>	<b>.445</b>	<b>37</b>	<b>132</b>	<b>.280</b>	<b>78</b>	<b>141</b>	<b>.553</b>	<b>25</b>	<b>194</b>	<b>219</b>	<b>2.4</b>	<b>126</b>	<b>0</b>	<b>268</b>	<b>2.9</b>	<b>106</b>	<b>5</b>	<b>93</b>	<b>447</b>	<b>4.9</b>	<b>72</b>	<b>20</b>

**ZAVIER SIMPSON | 2018-19 GAME-BY-GAME**

OPPONENT	DATE	RESULT	G-S	FG	3FG	FT	O-D	RB	PF	PTS	A	T	B	S	MIN
NORFOLK STATE	11/6/2018	W, 63-44	1-1	1-4	1-4	1-2	0-5	5	2	4	5	2	0	0	26
HOLY CROSS	11/10/2018	W, 56-37	1-1	0-3	0-1	0-0	0-4	4	0	7	1	0	0	0	28
at #8/8 Villanova	11/14/18	W, 73-46	1-1	4-9	0-1	1-3	0-4	4	3	9	6	2	1	5	32
vs. George Washington	11/17/2018	W, 84-61	1-1	5-9	4-7	0-0	1-10	11	2	14	8	2	0	0	28
vs. Providence	11/18/2018	W, 66-47	1-1	2-5	0-0	2-4	0-6	6	3	6	8	1	0	0	32
CHATTANOOGA	11/23/2018	W, 83-55	1-1	1-3	0-0	1-2	0-2	2	0	3	2	2	0	1	25
#11/13 N. CAROLINA	11/28/2018	W, 84-67	1-1	2-4	0-1	1-3	0-4	4	2	5	6	1	0	1	34
#19/18 PURDUE+	12/1/2018	W, 76-57	1-1	5-14	0-3	0-1	2-4	6	1	10	7	1	0	1	36
at Northwestern+	12/4/2018	W, 62-60	1-1	5-10	0-5	0-0	0-3	3	2	10	5	3	0	1	32
SOUTH CAROLINA	12/8/2018	W, 89-78	1-1	3-7	0-1	1-2	0-3	3	1	7	7	4	0	3	38
WESTERN MICHIGAN	12/15/2018	W, 70-62	1-1	6-10	3-4	0-0	0-5	5	3	15	3	4	0	2	36
AIR FORCE	12/22/2018	W, 71-50	1-1	1-5	0-2	0-0	0-0	0	3	2	7	1	0	4	27
BINGHAMTON	12/30/2018	W, 74-52	1-1	0-1	0-0	2-2	0-9	9	2	2	10	2	0	2	31
PENN STATE+	1/3/2019														
#21/22 INDIANA +	1/6/2019														
at Illinois+	1/10/2019														
NORTHWESTERN+	1/13/2019														
at Wisconsin+	1/19/2019														
MINNESOTA+	1/22/2019														
at Indiana+	1/25/2019														
OHIO STATE+	1/29/2019														
at Iowa+	2/1/2019														
at Rutgers+	2/5/2019														
WISCONSIN+	2/9/2019														
at Penn State+	2/12/2019														
MARYLAND+	2/16/2019														
at Minnesota+	2/21/2019														
MICHIGAN STATE+	2/24/2019														
NEBRASKA+	2/28/2019														
at Maryland+	3/3/2019														
at Michigan State+	3/9/2019														
BTT First Round	3/13/2019														
BTT Second Round	3/14/2019														
BTT Quarterfinal	3/15/2019														
BTT Semifinal	3/16/2019														
BTT Championship	3/17/2019														
NCAA First Round															
NCAA Second Round															
NCAA Sweet 16															
NCAA Elite Eight															
NCAA Final Four															
NCAA Championship															
^ overtime															

**Complete Bio is available MGoBlue.com**

**Pronunciation**

- Proper spelling and his given birth name is Xavier
- Goes by the nickname "X"

**Michigan Career**

- Has not missed a game in three seasons, playing in 92 straight with 38 starts
- Helped U-M set the program record for single season victories with 33 (33-8, 2017-18)
- Helped U-M win two straight Big Ten Tournament titles
  - > In 2017, after a well-documented plane crash, U-M won four games in four days at the Verizon Center (Washington, D.C.) to win first conference tournament title in 19 years
  - > In 2018, helped U-M repeat as tournament champions winning four games in four days
- Helped U-M become just the third team to win back-to-back titles.
- Helped U-M to two appearances in the NCAA Tournament
  - > In 2017, helped U-M to the No. 7 seed (Midwest) and advance to the Sweet 16
  - > In 2018, helped U-M to the No. 3 seed (West), advancing to the Final Four and national title game

**Junior (2018-19)**


- Named team captain for the 2018-19 season
- Has had 5-or-more assists in 10 of the 12 games this season
- Recorded his first career double-double with 14 points and 11 rebounds against George Washington (Nov. 17)
- Pulled down a career-best 11 rebounds against George Washington (Nov. 17)
- Named to the Naismith Hall of Fame Tip-Off Tournament All-Tournament team
- Was one-of-four to reach double-digits against No. 19/18 Purdue with 10 points
- Dished out a career-best 10 assists against Binghamton (Dec. 30)

**Sophomore (2017-18)**

- Played in all 41 games; one of five Wolverines to do so
- Started 29 games
  - > Made first career start against North Florida (Nov. 11)
  - > Started first four games of season before coming off the bench in next 12
  - > Closed the season starting the final 25 games
- Averaged 7.3 points per game
  - > Recorded 18 games with 10-or-more points
  - > Scored a career-best 16 points, twice -- at No. 4/4 Michigan State and at No. 3/3 Purdue
- Averaged 3.2 rebounds per game
  - > Grabbed 115 of his 133 total on the defensive end
  - > Grabbed a career-best eight rebounds, twice -- against Rutgers (Jan. 21) and vs. Houston (March 17) in the NCAA Second Round
- Led U-M with 150 assists (3.7 apg)
  - > Helped U-M make it 10 straight years with a Wolverine reaching 100-plus assists
  - > Dished a career-best nine (9) assists in season opener vs. North Florida
  - > Recorded four games with seven-or-more assists and 15 with five-plus
- Led U-M with 53 steals (1.3 spg)
  - > Posted a career-best six steals vs. Texas A&M (March 22) in the NCAA Sweet 16
  - > Recorded 17 games with two-plus steals

M

# 15



# JON TESKE

Junior

Center | 7-1 | 260

Medina, Ohio | Medina High School

College of Literature, Science & the Arts | General Studies major

Born on May 4, 1997, in Indianapolis, Indiana

**WHO IS TEKSE ...**

- Gaining confidence with each passing day, taking over as starting center following departure of Moritz Wagner
- Continues to develop offensive game, particularly focusing on long-range shots
- Defined as Michigan's only "true" center at 7-1
- First seven-footer since Ben Cronin (7-0; 2008-10), whose career was cut short due to injuries
- Avid fan of Cleveland sports -- especially Indians and Cavaliers
- Finalist for Ohio's 2016 Mr. Basketball, which eventually went to U-M teammate, Xavier Simpson
- Speaks with his grandfather, "Grandpa Z", after every game

**JON TESKE | CAREER BESTS**

	CAREER	2018-19 SEASON
Points	17 (2x), last: No. 19/18 Purdue (12/1/18)	17 (2x), last: No. 19/18 Purdue (12/1/18)
Field Goals	7, vs. Providence (11/18/18)	7, vs. Providence (11/18/18)
Field Goal Attempts	12, Detroit Mercy (12/16/17)	11 (2x), last: vs. Providence (11/18/18)
3-Pt. Field Goals	2, No. 19/18 Purdue (12/1/18)	2, No. 19/18 Purdue (12/1/18)
3-Pt. Field Goal Attempts	3, vs. Providence (11/18/18)	3, vs. Providence (11/18/18)
Free Throws	6, vs. Houston (3/17/18)	5, No. 19/18 Purdue (12/1/18)
Free Throw Attempts	8, vs. Houston (3/17/18)	6 (2x), last: No. 19/18 Purdue (12/1/18)
Rebounds	12, Chattanooga (11/23/18)	12, Chattanooga (11/23/18)
Assists	2 (5x), last: at Northwestern (12/4/18)	2 (3x), last: at Northwestern (12/4/18)
Blocks	5 (2x), last: No. 11/13 North Carolina (11/28/18)	5 (2x), last: No. 11/13 North Carolina (11/28/18)
Steals	3 (2x), last: Chattanooga (11/23/18)	3, Chattanooga (11/23/18)
Minutes	34, No. 11/13 North Carolina (11/28/18)	34, No. 11/13 North Carolina (11/28/18)

**JON TESKE | CAREER STATISTICS**

Career	G	S	Min	Avg	FG	FGA	FG%	3FG	3FGA	3FG%	FT	FTA	FT%	Off	Def	Reb	Avg	Foul	DQ	Ast	Avg	TO	Blk	Stl	Pts	Avg	W	L
2016-17	20	0	61	3.1	1	7	.143	0	1	.000	3	6	.500	7	5	12	0.6	10	0	2	0.1	1	7	3	5	0.3	26	12
2017-18	41	2	506	12.3	53	98	.541	0	1	.000	35	61	.574	57	78	135	3.3	66	0	15	0.4	15	26	23	141	3.4	33	8
2018-19	13	13	334	25.7	38	76	.500	3	15	.200	18	33	.545	26	56	82	6.3	28	0	11	0.8	7	27	10	97	7.5	13	0
<b>Totals</b>	<b>74</b>	<b>15</b>	<b>901</b>	<b>12.2</b>	<b>92</b>	<b>181</b>	<b>.508</b>	<b>3</b>	<b>17</b>	<b>.176</b>	<b>56</b>	<b>100</b>	<b>.560</b>	<b>90</b>	<b>139</b>	<b>229</b>	<b>3.1</b>	<b>104</b>	<b>0</b>	<b>28</b>	<b>0.4</b>	<b>23</b>	<b>60</b>	<b>36</b>	<b>243</b>	<b>3.3</b>	<b>72</b>	<b>20</b>

**JON TESKE | 2018-19 GAME-BY-GAME**

OPPONENT	DATE	RESULT	G-S	FG	3FG	FT	O-D	RB	PF	PTS	A	T	B	S	MIN
NORFOLK STATE	11/6/2018	W, 63-44	1-1	5-11	0-0	3-6	4-4	8	3	13	0	0	4	1	27
HOLY CROSS	11/10/2018	W, 56-37	1-1	2-4	0-1	1-2	1-4	5	1	5	1	0	5	0	22
at #8/8 Villanova	11/14/18	W, 73-46	1-1	0-1	0-1	0-1	0-2	2	2	0	1	0	1	1	23
vs. George Washington	11/17/2018	W, 84-61	1-1	0-4	0-1	0-0	1-2	3	2	0	2	0	1	2	17
vs. Providence	11/18/2018	W, 66-47	1-1	7-11	1-3	2-3	3-3	6	3	17	0	0	0	0	28
CHATTANOOGA	11/23/2018	W, 83-55	1-1	3-6	0-2	1-1	3-9	12	1	7	0	0	1	3	23
#11/13 N. CAROLINA	11/28/2018	W, 84-67	1-1	3-5	0-2	0-3	0-5	5	3	6	2	1	5	1	34
#19/18 PURDUE+	12/1/2018	W, 76-57	1-1	5-6	2-2	5-6	2-6	8	0	17	1	1	1	1	31
at Northwestern+	12/4/2018	W, 62-60	1-1	3-7	0-2	2-4	3-7	10	3	18	2	1	1	1	32
SOUTH CAROLINA	12/8/2018	W, 89-78	1-1	6-9	0-0	3-5	3-6	9	4	15	1	2	3	0	29
WESTERN MICHIGAN	12/15/2018	W, 70-62	1-1	1-4	0-1	1-2	2-4	6	3	3	0	0	1	0	25
AIR FORCE	12/22/2018	W, 71-50	1-1	1-2	0-0	0-0	2-1	3	2	2	0	1	2	0	22
BINGHAMTON	12/30/2018	W, 74-52	1-1	2-6	0-0	0-0	2-3	5	1	4	1	1	2	0	21
PENN STATE+	1/3/2019														
#21/22 INDIANA +	1/6/2019														
at Illinois+	1/10/2019														
NORTHWESTERN+	1/13/2019														
at Wisconsin+	1/19/2019														
MINNESOTA+	1/22/2019														
at Indiana+	1/25/2019														
OHIO STATE+	1/29/2019														
at Iowa+	2/1/2019														
at Rutgers+	2/5/2019														
WISCONSIN+	2/9/2019														
at Penn State+	2/12/2019														
MARYLAND+	2/16/2019														
at Minnesota+	2/21/2019														
MICHIGAN STATE+	2/24/2019														
NEBRASKA+	2/28/2019														
at Maryland+	3/3/2019														
at Michigan State+	3/9/2019														
BTT First Round	3/13/2019														
BTT Second Round	3/14/2019														
BTT Quarterfinal	3/15/2019														
BTT Semifinal	3/16/2019														
BTT Championship	3/17/2019														
NCAA First Round															
NCAA Second Round															
NCAA Sweet 16															
NCAA Elite Eight															
NCAA Final Four															
NCAA Championship															
^ overtime															

Complete Bio is available MGoBlue.com

**Pronunciation:** Last name: "tes-kye"

**Michigan Career & Honors**

- Michigan Academic Achievement (2018)
- Helped U-M set the program record for single season victories with 33 (33-8, 2017-18)
- Helped U-M win two straight Big Ten Tournament titles
  - > In 2017, after a well-documented plane crash, U-M won four games in four days at the Verizon Center (Washington, D.C.) to win first conference tournament title in 19 years
  - > In 2018, helped U-M repeat as tournament champions winning four games in four days
  - > Helped U-M become just the third team to win back-to-back titles.
- Helped U-M to two appearances in the NCAA Tournament
  - > In 2017, helped U-M to the No. 7 seed (Midwest) and advance to the Sweet 16
  - > In 2018, helped U-M to the No. 3 seed (West), advancing to the Final Four and national title game


**Junior (2018-19)**

- Had a career-high five blocks against Holy Cross (Nov. 10) and No. 11/13 UNC (Nov. 28)
- Scored a career-best 17 points and made his first career 3-pointer against Providence (Nov. 18)
- Grabbed a career-high 12 rebounds and had a career-best three assists against Chattanooga (Nov. 23)
- Tied a career-best 17 points and made two 3-pointers while grabbing a team-best eight rebounds against No. 19/18 Purdue (Dec. 1)

**Sophomore (2017-18)**

- Played in all 41 games; one of five Wolverines to do so
- Started two games while Moritz Wagner was out due to injury
  - > Made first career start vs. Detroit Mercy (Dec. 16) at Little Caesars Arena in downtown Detroit and posted his first career double-double with career-best 15 points and 10 rebounds
  - > Started following game against Alabama A&M (Dec. 21) posting seven points and four rebounds
- Averaged 3.4 points per game
  - > Recorded three games with 10-plus points and 12 games with five-plus points
  - > Nearly tied his career best with 14 points in Big Ten Tournament championship game vs. Purdue (March 4), going 6-for-9 from the field
- Averaged 3.3 rebounds per game
  - > Balanced rebounding with 57 offensive, 78 defensive boards (135)
  - > Recorded two games with 10-plus rebounds, including a career-best 11 boards vs. Southern Miss (Nov. 16)
- Recorded two double-doubles
  - > 10 points, 11 rebounds against Southern Miss
  - > 15 points, 10 rebounds vs. Detroit Mercy
- Tied for U-M lead for blocks (Charles Matthews) after tripling his entire freshman season with 26 blocks

M  
# 51



# AUSTIN DAVIS

**Junior**  
**Forward | 6-10 | 245**  
**Onsted, Michigan | Onsted Community High School**  
**School of Kinesiology • Movement Science Major**  
**Born on July 8, 1998, in Adrian, Michigan**

**WHO IS DAVIS ...**

- Will be the first big off the bench, seeing minutes backing up Jon Teske
- Strong, physical down-low player
- Aggressive rebounder
- Grew up in nearby Onsted, Michigan, in Lenawee County, which has a population of less than 1,000
- Became just the 14th player from Lenawee County to play Division I basketball
- Has 7-2 wing span and wears a size 18 shoe
- Avid outdoorsman and hunter
- Nickname is "Big Country" but assistant Saggi Washington is trying to change that to "Bull"

**AUSTIN DAVIS | CAREER BESTS**

	CAREER	2018-19 SEASON
Points	6, Chattanooga (11/23/18)	6, Chattanooga (11/23/18)
Field Goals	3, Chattanooga (11/23/18)	3, Chattanooga (11/23/18)
Field Goal Attempts	5, Norfolk State (11/6/18)	5, Norfolk State (11/6/18)
3-Pt. Field Goals	none	none
3-Pt. Field Goal Attempts	none	none
Free Throws	1 (2x), last: Norfolk State (11/6/18)	1, Norfolk State (11/6/18)
Free Throw Attempts	3, Norfolk State (11/6/18)	3, Norfolk State (11/6/18)
Rebounds	5 (2x), last: Alabama A&M (12/21/17)	3 (2x), last: Chattanooga (11/23/18)
Assists	none	none
Blocks	2, at North Carolina (11/29/17)	1, Norfolk State (11/6/18)
Steals	1 (2x), last: Norfolk State (11/6/18)	1, Norfolk State (11/6/18)
Minutes	12, Alabama A&M (12/21/17)	10, Chattanooga (11/23/18)

**AUSTIN DAVIS | CAREER STATISTICS**

Career	G	S	Min	Avg	FG	FGA	FG%	3FG	3FGA	3FG%	FT	FTA	FT%	Off	Def	Reb	Avg	Foul	DQ	Ast	Avg	TO	Blk	Stl	Pts	Avg	W	L
2016-17 (RS)	0	0	0	0.0	0	0	.000	0	0	.000	0	0	.000	0	0	0	0.0	0	0	0	0.0	0	0	0	0.0	26	12	
2017-18	16	0	50	3.1	9	14	.643	0	0	.000	1	3	.333	7	15	22	1.4	15	1	0	0.0	3	6	1	19	1.2	33	8
2018-19	10	0	53	5.3	7	11	.636	0	0	.000	1	3	.333	5	6	11	1.1	7	0	1	0.1	4	1	1	15	1.5	13	0
<b>Totals</b>	<b>26</b>	<b>0</b>	<b>103</b>	<b>4.0</b>	<b>16</b>	<b>25</b>	<b>.640</b>	<b>0</b>	<b>0</b>	<b>.000</b>	<b>2</b>	<b>6</b>	<b>.333</b>	<b>12</b>	<b>21</b>	<b>33</b>	<b>1.3</b>	<b>22</b>	<b>1</b>	<b>1</b>	<b>0.0</b>	<b>7</b>	<b>7</b>	<b>2</b>	<b>34</b>	<b>1.3</b>	<b>72</b>	<b>20</b>

**AUSTIN DAVIS | 2018-19 GAME-BY-GAME**

OPPONENT	DATE	RESULT	G-S	FG	3FG	FT	O-D	RB	PF	PTS	A	T	B	S	MIN
NORFOLK STATE	11/6/2018	W, 63-44	1-0	2-5	0-0	1-3	3-0	3	1	5	0	0	1	1	8
HOLY CROSS	11/10/2018	W, 56-37	1-0	0-0	0-0	0-0	0-0	0	0	0	0	0	0	0	3
at #8/8 Villanova	11/14/18	W, 73-46	1-0	0-0	0-0	0-0	0-0	0	1	0	0	0	0	0	1
vs. George Washington	11/17/2018	W, 84-61	DNP												
vs. Providence	11/18/2018	W, 66-47	DNP												
CHATTANOOGA	11/23/2018	W, 83-55	1-0	3-4	0-0	0-0	1-2	3	0	6	0	0	0	0	10
#11/13 N. CAROLINA	11/28/2018	W, 84-67	1-0	0-0	0-0	0-0	0-0	0	0	0	0	0	0	0	4
#19/18 PURDUE+	12/1/2018	W, 76-57	1-0	0-0	0-0	0-0	0-0	0	1	0	0	1	0	0	1
at Northwestern+	12/4/2018	W, 62-60	1-0	0-0	0-0	0-0	0-2	2	3	0	0	1	0	0	7
SOUTH CAROLINA	12/8/2018	W, 89-78	1-0	0-0	0-0	0-0	1-1	2	1	0	0	1	0	0	4
WESTERN MICHIGAN	12/15/2018	W, 70-62	1-0	2-2	0-0	0-0	0-0	0	0	4	1	0	0	0	9
AIR FORCE	12/22/2018	W, 71-50	DNP												
BINGHAMTON	12/30/2018	W, 74-52	1-0	0-0	0-0	0-0	0-1	1	0	0	0	1	0	0	6
PENN STATE+	1/3/2019														
#21/22 INDIANA +	1/6/2019														
at Illinois+	1/10/2019														
NORTHWESTERN+	1/13/2019														
at Wisconsin+	1/19/2019														
MINNESOTA+	1/22/2019														
at Indiana+	1/25/2019														
OHIO STATE+	1/29/2019														
at Iowa+	2/1/2019														
at Rutgers+	2/5/2019														
WISCONSIN+	2/9/2019														
at Penn State+	2/12/2019														
MARYLAND+	2/16/2019														
at Minnesota+	2/21/2019														
MICHIGAN STATE+	2/24/2019														
NEBRASKA+	2/28/2019														
at Maryland+	3/3/2019														
at Michigan State+	3/9/2019														
BTT First Round	3/13/2019														
BTT Second Round	3/14/2019														
BTT Quarterfinal	3/15/2019														
BTT Semifinal	3/16/2019														
BTT Championship	3/17/2019														
NCAA First Round															
NCAA Second Round															
NCAA Sweet 16															
NCAA Elite Eight															
NCAA Final Four															
NCAA Championship															

^ overtime

**Complete Bio is available MGoBlue.com**

**Michigan Career & Honors**

- Academic All-Big Ten (2018)
- Michigan Academic Achievement (2018)
- Helped U-M set the program record for single season victories with 33 (33-8, 2017-18)
- Helped U-M win two straight Big Ten Tournament titles (2017, 2018)
  - > Despite not playing due to redshirt in 2017, and following a well-documented plane crash, U-M won four games in four days at the Verizon Center (Washington, D.C.) to win first conference tournament title in 19 years
  - > In 2018, helped U-M repeat as tournament champions winning four games in four days to become just the third team to win back-to-back titles.
- Helped U-M to two appearances in the NCAA Tournament (2017, 2018)
  - > Despite not playing due to redshirt in 2017, helped U-M to the No. 7 seed (Midwest) and advance to the Sweet 16
  - > In 2018, helped U-M to the No. 3 seed (West), advancing to the Final Four and national title game

**Junior (2018-19)**


- Scored a career-best six points and one steal against Chattanooga (Nov. 23)

**Sophomore (2017-18)**

- Played in 16 games off the bench, averaging 3.1 minutes
  - > Made his collegiate debut playing the final two minutes against North Florida (Nov. 11), scoring three points and grabbing a rebound
- Averaged 1.2 points per game
  - > Scored a career-best four points, three times -- vs. Chaminade (Nov. 21) at the Maui Invitational, vs. Detroit-Mercy (Dec. 16) at Little Caesars Arena and Alabama A&M (Dec. 21)
- Averaged 1.4 rebounds per game
  - > Grabbed a career-best five rebounds, twice -- vs. Chaminade and Alabama A&M
- Had six blocks, including a career-best two at North Carolina (Nov. 29) in the ACC/Big Ten Challenge

M

# 2



# JORDAN POOLE

Sophomore

Guard | 6-4 | 195

Milwaukee, Wisconsin | La Lumiere School (La Porte, Indiana)

College of Literature, Science & the Arts | undecided major

Born on June 19, 1999 in Milwaukee, Wisconsin

**WHO IS POOLE ...**

- Charismatic individual, known for bench celebrations and easy going demeanor off the court
- Athletic wing, who can score from the outside, as well as getting to the basket
- Continues to develop defensive game, strives to be an elite two-way player
- Will go down in U-M history after hitting last second 3-point buzzer-beater to lift U-M over Houston in the 2018 NCAA Tournament
- After the shot, Coach Beilein famously told the media that Poole "has an overdose of swag"
- Strong campus and community presence
- Avid lover of cats; volunteers at animal shelters whenever possible

**JORDAN POOLE | CAREER BESTS**

	CAREER	2018-19 SEASON
Points	26, South Carolina (12/8/18)	26, South Carolina (12/8/18)
Field Goals	8 (2x), last: South Carolina (12/8/18)	8 (2x), last: South Carolina (12/8/18)
Field Goal Attempts	13, No. 11/13 North Carolina (11/28/18)	13, No. 11/13 North Carolina (11/28/18)
3-Pt. Field Goals	6, Binghamton (12/30/18)	6, Binghamton (12/30/18)
3-Pt. Field Goal Attempts	10 (2x), last: Binghamton (12/30/18)	10, Binghamton (12/30/18)
Free Throws	6, South Carolina (12/8/18)	6, South Carolina (12/8/18)
Free Throw Attempts	7, South Carolina (12/8/18)	7, South Carolina (12/8/18)
Rebounds	6, Chattanooga (11/23/18)	6, Chattanooga (11/23/18)
Assists	4 (3x), last: Binghamton (12/30/18)	4 (3x), last: Binghamton (12/30/18)
Blocks	2, Holy Cross (11/10/18)	2, Holy Cross (11/10/18)
Steals	4, Western Michigan (12/15/18)	4, Western Michigan (12/15/18)
Minutes	39, Binghamton (12/30/18)	39, Binghamton (12/30/18)

**JORDAN POOLE | CAREER STATISTICS**

Career	G	S	Min	Avg	FG	FGA	FG%	3FG	3FGA	3FG%	FT	FTA	FT%	Off	Def	Reb	Avg	Foul	DQ	Ast	Avg	TO	Blk	Stl	Pts	Avg	W	L
2017-18	39	0	476	12.2	75	175	.429	40	108	.370	43	52	.827	3	50	53	1.4	40	0	22	0.6	25	6	20	233	6.0	33	8
2018-19	13	13	409	31.5	60	116	.517	34	68	.500	22	27	.815	4	47	51	3.9	24	0	29	2.2	21	3	11	176	13.5	13	0
<b>Totals</b>	<b>52</b>	<b>13</b>	<b>885</b>	<b>17.0</b>	<b>135</b>	<b>291</b>	<b>.464</b>	<b>74</b>	<b>176</b>	<b>.420</b>	<b>65</b>	<b>79</b>	<b>.823</b>	<b>7</b>	<b>97</b>	<b>104</b>	<b>2.0</b>	<b>64</b>	<b>0</b>	<b>51</b>	<b>1.0</b>	<b>46</b>	<b>9</b>	<b>31</b>	<b>409</b>	<b>7.9</b>	<b>46</b>	<b>8</b>

**JORDAN POOLE | 2018-19 GAME-BY-GAME**

OPPONENT	DATE	RESULT	G-S	FG	3FG	FT	O-D	RB	PF	PTS	A	B	S	MIN
NORFOLK STATE	11/6/2018	W, 63-44	1-1	0-5	0-3	3-4	0-5	5	4	3	3	3	0	26
HOLY CROSS	11/10/2018	W, 56-37	1-1	1-5	0-3	1-2	0-5	5	2	3	1	2	2	1
at #8/8 Villanova	11/14/18	W, 73-46	1-1	3-7	1-4	0-0	0-1	1	3	7	1	1	0	32
vs. George Washington	11/17/2018	W, 84-61	1-1	7-12	5-8	3-3	1-4	5	1	22	1	0	0	30
vs. Providence	11/18/2018	W, 66-47	1-1	1-5	0-3	2-2	1-1	2	3	4	3	3	0	27
CHATTANOOGA	11/23/2018	W, 83-55	1-1	6-10	2-3	0-0	1-5	6	0	14	2	0	0	29
#11/13 N. CAROLINA	11/28/2018	W, 94-67	1-1	6-13	5-8	1-3	0-5	5	1	18	4	0	0	32
#19/18 PURDUE+	12/1/2018	W, 76-57	1-1	8-9	5-5	0-0	0-5	5	2	21	1	4	0	34
at Northwestern+	12/4/2018	W, 62-60	1-1	5-10	1-5	4-4	0-2	2	0	15	2	0	0	35
SOUTH CAROLINA	12/8/2018	W, 89-78	1-1	8-12	4-7	6-7	0-5	5	0	26	4	4	0	36
WESTERN MICHIGAN	12/15/2018	W, 70-62	1-1	5-9	2-3	2-2	0-3	3	2	14	1	1	1	36
AIR FORCE	12/22/2018	W, 71-50	1-1	4-8	3-6	0-0	1-4	5	4	11	2	3	0	26
BINGHAMTON	12/30/2018	W, 74-52	1-1	6-11	6-10	0-0	0-2	2	2	18	4	0	0	39
PENN STATE+	1/3/2019													
#21/22 INDIANA +	1/6/2019													
at Illinois+	1/10/2019													
NORTHWESTERN+	1/13/2019													
at Wisconsin+	1/19/2019													
MINNESOTA+	1/22/2019													
at Indiana+	1/25/2019													
OHIO STATE+	1/29/2019													
at Iowa+	2/1/2019													
at Rutgers+	2/5/2019													
WISCONSIN+	2/9/2019													
at Penn State+	2/12/2019													
MARYLAND+	2/16/2019													
at Minnesota+	2/21/2019													
MICHIGAN STATE+	2/24/2019													
NEBRASKA+	2/28/2019													
at Maryland+	3/3/2019													
at Michigan State+	3/9/2019													
BTT First Round	3/13/2019													
BTT Second Round	3/14/2019													
BTT Quarterfinal	3/15/2019													
BTT Semifinal	3/16/2019													
BTT Championship	3/17/2019													
NCAA First Round														
NCAA Second Round														
NCAA Sweet 16														
NCAA Elite Eight														
NCAA Final Four														
NCAA Championship														
^ overtime														

Complete Bio is available MGoBlue.com

**Michigan Career**

- Helped U-M set the program record for single season victories with 33 (33-8, 2017-18)
- Helped U-M win its second straight Big Ten Tournament title at MSG in New York City
  - > U-M won four games in four days to secure back-to-back titles
- Helped U-M to the No. 3 seed in the 2018 NCAA Tournament
  - > U-M advanced to the Final Four & national title game vs. Villanova

**Sophomore (2018-19)**


- Earned his first 20-point game, scoring 22 points against George Washington (Nov. 17)
- Dished out a career-high four assists against No. 11/13 UNC (Nov. 28)
- Made five 3-pointers against George Washington (Nov. 17), against No. 11/13 UNC (Nov. 28) and against No. 19/18 Purdue (Dec. 1)
- Recorded his second career 20-point game with 21 points against No. 19/18 Purdue (Dec. 1)
- Scored 20 points for the third time in his career with 26 that included four 3-pointers and six free throws against South Carolina (Dec. 8)
- Swiped a career-high four steals against Western Michigan (Dec. 15)
- Drained a career-best six 3-pointers against Binghamton (Dec. 30)

**Freshman (2017-18)**

- Played in 39 games
  - > Made collegiate debut against North Florida (Nov. 11)
- Averaged 6.0 points per game
  - > Recorded 10 games with 10-or-more points
  - > Scored a career-best 19 points against Indiana (Dec. 2), going 7-for-12 on FG and 5-for-10 on 3FG
  - > Made dramatic last second shot vs. Houston (March 17) to send U-M to the NCAA Sweet 16 with 64-63 win
    - > Nominated for an ESPY award
- Averaged 1.4 rebounds per game
  - > Grabbed 50 of his 53 total on the defensive end
  - > Grabbed a career-best four rebounds, three times -- at Penn State (Feb. 21), vs. Iowa (March 1) in Big Ten Tournament second round and vs. Purdue (March 4) in Big Ten Tournament championship game
- Fourth on Wolverines with 40 3-pointers
  - > Shot 37.0 percent (40-for-108) on the season
  - > Made a career-best five 3-pointers against Indiana
  - > 40 of his 75 baskets were from long-range

M

# 4



# ISAIAH LIVERS

**Sophomore**  
**Forward | 6-7 | 235**  
**Kalamazoo, Michigan | Kalamazoo Central High School**  
**College of Literature, Science & the Arts | undecided major**  
**Born on July 28, 1998 in Kalamazoo, Michigan**

**WHO IS LIVERS ...**

- One of U-M's most versatile players playing options between the three and four spots
- Developing into U-M's Sixth Man
- Constantly looking to learn as much as he can to improve his game
- Athletic and exciting finisher
- Developing rebounder and skilled shooter with long range ability
- Michigan's 2017 Mr. Basketball, who averaged a double-double as a junior and senior in high school; first U-M player to receive Mr. Basketball honor since Manny Harris in 2007

**ISAIAH LIVERS | CAREER BESTS**

CAREER	2018-19 SEASON
Points	17, Binghamton (12/30/18)
Field Goals	8, Binghamton (12/30/18)
Field Goal Attempts	10, Binghamton (12/30/18)
3-Pt. Field Goals	4, South Carolina (12/8/18)
3-Pt. Field Goal Attempts	7, South Carolina (12/8/18)
Free Throws	3 (2x), last: Holy Cross (11/10/18)
Free Throw Attempts	4, Holy Cross (11/10/18)
Rebounds	10, Holy Cross (11/10/18)
Assists	3 (4x), last: Binghamton (12/30/18)
Blocks	2 (4x), last: Holy Cross (11/10/18)
Steals	2 (5x), last: Air Force (12/22/18)
Minutes	32, at Purdue (1/25/18)

**ISAIAH LIVERS | CAREER STATISTICS**

Career	G	S	Min	Avg	FG	FGA	FG%	3FG	3FGA	3FG%	FT	FTA	FT%	Off	Def	Reb	Avg	Foul	DQ	Ast	Avg	TO	Blk	Stl	Pts	Avg	W	L
2017-18	40	22	604	15.1	54	114	.474	21	58	.362	8	12	.667	36	57	93	2.3	44	0	16	0.4	23	11	12	137	3.4	33	8
2018-19	13	0	279	21.5	36	71	.507	20	43	.465	11	15	.733	13	41	54	4.2	20	0	12	0.9	8	6	10	103	7.9	13	0
<b>Totals</b>	<b>53</b>	<b>22</b>	<b>883</b>	<b>16.7</b>	<b>90</b>	<b>185</b>	<b>.486</b>	<b>41</b>	<b>101</b>	<b>.406</b>	<b>19</b>	<b>27</b>	<b>.704</b>	<b>49</b>	<b>98</b>	<b>147</b>	<b>2.8</b>	<b>64</b>	<b>0</b>	<b>28</b>	<b>0.5</b>	<b>31</b>	<b>17</b>	<b>22</b>	<b>240</b>	<b>4.5</b>	<b>46</b>	<b>8</b>

**ISAIAH LIVERS | 2018-19 GAME-BY-GAME**

OPPONENT	DATE	RESULT	G-S	FG	3FG	FT	O-D	RB	PF	PTS	A	T	B	S	MIN
NORFOLK STATE	11/6/2018	W, 63-44	1-0	3-5	2-4	0-0	2-6	8	1	8	3	0	2	0	26
HOLY CROSS	11/10/2018	W, 56-37	1-0	2-8	0-4	3-4	3-7	10	1	7	1	1	2	2	26
at #8/8 Villanova	11/14/18	W, 73-46	1-0	3-5	2-2	1-2	0-2	2	4	9	1	1	0	1	17
vs. George Washington	11/17/2018	W, 84-61	1-0	4-6	3-4	0-0	0-4	4	1	11	0	1	1	2	21
vs. Providence	11/18/2018	W, 66-47	1-0	2-5	2-3	2-2	0-6	6	1	8	2	0	1	0	28
CHATTANOOGA	11/23/2018	W, 83-55	1-0	4-5	2-3	2-2	0-2	2	1	12	2	1	0	2	23
#11/13 N. CAROLINA	11/28/2018	W, 84-67	1-0	1-1	1-1	0-0	0-0	0	3	3	0	1	0	0	12
#19/18 PURDUE+	12/1/2018	W, 76-57	1-0	0-3	0-3	2-2	0-1	1	1	2	0	0	0	0	13
at Northwestern+	12/4/2018	W, 62-60	1-0	0-2	0-0	0-0	1-2	3	2	0	0	0	0	0	22
SOUTH CAROLINA	12/8/2018	W, 89-78	1-0	4-7	4-7	0-0	1-2	3	3	12	0	1	0	0	25
WESTERN MICHIGAN	12/15/2018	W, 70-62	1-0	1-6	0-4	1-2	1-3	4	0	3	0	1	0	0	19
AIR FORCE	12/22/2018	W, 71-50	1-0	4-8	3-6	0-0	3-3	6	0	11	0	0	0	2	21
BINGHAMTON	12/30/2018	W, 74-52	1-0	8-10	1-2	0-1	2-3	5	2	17	3	1	0	1	25
PENN STATE+	1/3/2019														
#21/22 INDIANA +	1/6/2019														
at Illinois+	1/10/2019														
NORTHWESTERN+	1/13/2019														
at Wisconsin+	1/19/2019														
MINNESOTA+	1/22/2019														
at Indiana+	1/25/2019														
OHIO STATE+	1/29/2019														
at Iowa+	2/1/2019														
at Rutgers+	2/5/2019														
WISCONSIN+	2/9/2019														
at Penn State+	2/12/2019														
MARYLAND+	2/16/2019														
at Minnesota+	2/21/2019														
MICHIGAN STATE+	2/24/2019														
NEBRASKA+	2/28/2019														
at Maryland+	3/3/2019														
at Michigan State+	3/9/2019														
BTT First Round	3/13/2019														
BTT Second Round	3/14/2019														
BTT Quarterfinal	3/15/2019														
BTT Semifinal	3/16/2019														
BTT Championship	3/17/2019														
NCAA First Round															
NCAA Second Round															
NCAA Sweet 16															
NCAA Elite Eight															
NCAA Final Four															
NCAA Championship															
^ overtime															

Complete Bio is available MGoBlue.com

For Complete Bio Information, please visit MGoBlue.com & Men's Basketball

**Michigan Career**

- Helped U-M set the program record for single season victories with 33 (33-8, 2017-18)
- Helped U-M win its second straight Big Ten Tournament title at MSG in New York City
  - > U-M won four games in four days to secure back-to-back titles
- Helped U-M to the No. 3 seed in the 2018 NCAA Tournament
  - > U-M advanced to the Final Four & national title game vs. Villanova

**Sophomore (2018-19)**

- Had a career-best 10 rebounds and teid a career-best two blocks and two assists against Holy Cross (Nov. 10)
- Made a career-best four 3-pointers against South Carolina (Dec. 8)
- Scored a career-best 17 points on 8-for-10 shooting against Binghamton (Dec. 30)

**Freshman (2017-18)**

- Played in 40 games with 22 starts
  - > Made collegiate debut against North Florida (Nov. 11)
  - > Made first collegiate start at Michigan State (Jan. 13)
- Averaged 3.4 points per game
  - > Recorded three games with 10-or-more points
  - > Scored a career-best 13 points at Iowa (Jan. 2) going 5-for-6 on FGs and 3-for-3 on 3FGs
- Averaged 2.3 rebounds per game
  - > Recorded nine games with four-plus rebounds
  - > Grabbed a career-best seven rebounds, 2x -- UCLA (Dec. 9) and Alabama A&M (Dec. 21)
- Averaged 15.1 minutes per game

M

# 55



# ELI BROOKS

Sophomore

Guard | 6-1 | 185

Spring Grove, Pennsylvania | Spring Grove Senior High School

College of Literature, Science & the Arts | undecided major

Born on October 14, 1998 in Sumter, South Carolina

**WHO IS BROOKS ...**

- Will come off the bench to spell Xavier Simpson at the point guard spot
- Quick and aggressive on U-M break
- Skilled shooter, especially from long range
- Strong basketball IQ and has shown ability to pick up Beilein, & U-M's, system quickly
- Is Spring Grove High School's all-time leading scorer (over 2,400 career points)
- Played for father, James, at Spring Grove HS, helping the team reach the State Class 4A playoffs for first time ever in 2016

**ELI BROOKS | CAREER BESTS**

	CAREER	2018-19 SEASON
Points	9, Chattanooga (11/23/18)	9, Chattanooga (11/23/18)
Field Goals	3 (6x), last: Air Force (12/22/18)	3 (4x), last: Air Force (12/22/18)
Field Goal Attempts	6 (3x), last: Air Force (12/22/18)	6 (2x), last: Air Force (12/22/18)
3-Pt. Field Goals	2 (4x), last: vs. Providence (11/18/18)	2 (2x), last: vs. Providence (11/18/18)
3-Pt. Field Goal Attempts	5, vs. Chaminade (11/21/17)	3 (3x), last: Chattanooga (11/23/18)
Free Throws	2 (3x), last: Chattanooga (11/23/18)	2, Chattanooga (11/23/18)
Free Throw Attempts	2 (7x), last: Chattanooga (11/23/18)	2, Chattanooga (11/23/18)
Rebounds	4 (2x), last: Holy Cross (11/10/18)	4, Holy Cross (11/10/18)
Assists	6, Indiana (12/2/17)	4, Norfolk State (11/6/18)
Blocks	1 (5x), last: Air Force (12/22/18)	1 (2x), last: Air Force (12/22/18)
Steals	2 (2x), last: Alabama A&M (12/21/17)	1 (3x), last: Binghamton (12/30/18)
Minutes	25, Air Force (12/22/18)	25, Air Force (12/22/18)

**ELI BROOKS | CAREER STATISTICS**

Career	G	S	Min	Avg	FG	FGA	FG%	3FG	3FGA	3FG%	FT	FTA	FT%	Off	Def	Reb	Avg	Foul	DQ	Ast	Avg	TO	Blk	Stl	Pts	Avg	W	L
2017-18	31	12	311	10.0	19	63	.302	10	41	.244	8	13	.615	9	24	33	1.1	16	0	30	1.0	13	3	12	56	1.8	33	8
2018-19	13	0	214	16.5	22	49	.449	10	29	.345	2	3	.667	0	16	16	1.2	11	0	23	1.8	9	2	3	56	4.3	13	0
<b>Totals</b>	<b>44</b>	<b>12</b>	<b>525</b>	<b>11.9</b>	<b>41</b>	<b>112</b>	<b>.366</b>	<b>20</b>	<b>70</b>	<b>.286</b>	<b>10</b>	<b>16</b>	<b>.625</b>	<b>9</b>	<b>40</b>	<b>49</b>	<b>1.1</b>	<b>27</b>	<b>0</b>	<b>53</b>	<b>1.2</b>	<b>22</b>	<b>5</b>	<b>15</b>	<b>112</b>	<b>2.5</b>	<b>46</b>	<b>8</b>

**ELI BROOKS | 2018-19 GAME-BY-GAME**

OPPONENT	DATE	RESULT	G-S	FG	3FG	FT	O-D	RB	PF	PTS	A	B	S	MIN
NORFOLK STATE	11/6/2018	W, 63-44	1-0	3-4	2-3	0-0	0-2	2	0	8	4	0	0	20
HOLY CROSS	11/10/2018	W, 56-37	1-0	1-4	0-2	0-0	0-4	4	2	2	0	1	0	23
at #8/8 Villanova	11/14/18	W, 73-46	1-0	2-3	1-1	0-0	0-1	1	2	5	3	2	1	16
vs. George Washington	11/17/2018	W, 84-61	1-0	1-5	0-3	0-1	0-3	3	0	2	3	1	0	16
vs. Providence	11/18/2018	W, 66-47	1-0	2-4	2-3	0-0	0-0	0	1	6	2	1	0	18
CHATTANOOGA	11/23/2018	W, 83-55	1-0	3-5	1-3	2-2	0-3	3	1	9	2	0	1	20
#11/13 N. CAROLINA	11/28/2018	W, 84-67	1-0	3-6	1-2	0-0	0-0	0	0	7	1	1	0	18
#19/18 PURDUE+	12/1/2018	W, 76-57	1-0	1-3	1-3	0-0	0-1	1	1	3	0	1	0	12
at Northwestern+	12/4/2018	W, 62-60	1-0	1-1	1-1	0-0	0-0	0	1	3	1	0	0	15
SOUTH CAROLINA	12/8/2018	W, 89-78	1-0	0-1	0-1	0-0	0-0	0	0	0	0	1	0	6
WESTERN MICHIGAN	12/15/2018	W, 70-62	1-0	1-3	0-2	0-0	0-0	0	0	2	1	0	0	9
AIR FORCE	12/22/2018	W, 71-50	1-0	3-6	0-2	0-0	0-1	1	2	6	4	1	1	25
BINGHAMTON	12/30/2018	W, 74-52	1-0	1-4	1-3	0-0	0-1	1	1	3	2	0	1	16
PENN STATE+	1/3/2019													
#21/22 INDIANA +	1/6/2019													
at Illinois+	1/10/2019													
NORTHWESTERN+	1/13/2019													
at Wisconsin+	1/19/2019													
MINNESOTA+	1/22/2019													
at Indiana+	1/25/2019													
OHIO STATE+	1/29/2019													
at Iowa+	2/1/2019													
at Rutgers+	2/5/2019													
WISCONSIN+	2/9/2019													
at Penn State+	2/12/2019													
MARYLAND+	2/16/2019													
at Minnesota+	2/21/2019													
MICHIGAN STATE+	2/24/2019													
NEBRASKA+	2/28/2019													
at Maryland+	3/3/2019													
at Michigan State+	3/9/2019													
BTT First Round	3/13/2019													
BTT Second Round	3/14/2019													
BTT Quarterfinal	3/15/2019													
BTT Semifinal	3/16/2019													
BTT Championship	3/17/2019													
NCAA First Round														
NCAA Second Round														
NCAA Sweet 16														
NCAA Elite Eight														
NCAA Final Four														
NCAA Championship														
^ overtime														

Complete Bio is available [MGoBlue.com](http://MGoBlue.com)

**Michigan Career**

- Helped U-M set the program record for single season victories with 33 (33-8, 2017-18)
- Helped U-M win its second straight Big Ten Tournament title at MSG in New York City
  - > U-M won four games in four days to secure back-to-back titles
- Helped U-M to the No. 3 seed in the 2018 NCAA Tournament
  - > U-M advanced to the Final Four & national title game vs. Villanova

**Sophomore (2018-19)**


- Tied a career-best four rebounds against Holy Cross (Nov. 10)
- Scored a career-high nine points against Chattanooga (Nov. 23)

**Freshman (2017-18)**

- Played in 31 games with 12 starts
  - > Made collegiate debut against North Florida (Nov. 11)
  - > Made first collegiate start vs. Chaminade (Nov. 21) at the Maui Invitational
- Averaged 1.8 points per game
  - > Scored a career-best eight points, twice - against UC Riverside (Nov. 26) and at Ohio State (Dec. 4)
  - > Made two free throws with 11 seconds left against UCLA (Dec. 9) to help seal a 15-point comeback and eventual overtime win
- Averaged 1.1 rebounds per game
  - > Grabbed 24 of his 33 total on the defensive end
  - > Grabbed a career-best four rebounds against UC Riverside
- Had 30 assists (1.0) and 12 steals

M

# 0



# DAVID DEJULIUS

Freshman

Guard | 6-0 | 190

Detroit, Michigan | East English Village High School

College of Literature, Science & the Arts | undecided major

Born on August 9, 1999 in Detroit, Michigan

**WHO IS DEJULIUS...**

- Strong freshman, looking to make an immediate impact for the Wolverines
- Ability to score in a variety of ways with long-range, mid-range and driving capabilities
- Continued to absorb as much as he can from Xavier Simpson and Eli Brooks
- Strong passer -- a staple of Beilein's point guards
- One of two freshmen from the State of Michigan

**DAVID DEJULIUS | CAREER BESTS**

	CAREER	2018-19 SEASON
Points	4, at No. 8 Villanova (11/14/18)	4, at No. 8 Villanova (11/14/18)
Field Goals	1 (2x), last: Binghamton (12/30/18)	1 (2x), last: Binghamton (12/30/18)
Field Goal Attempts	3, Chattanooga (11/23/18)	3, Chattanooga (11/23/18)
3-Pt. Field Goals	1, at No. 8 Villanova (11/14/18)	1, at No. 8 Villanova (11/14/18)
3-Pt. Field Goal Attempts	2 (2x), last: Chattanooga (11/23/18)	2 (2x), last: Chattanooga (11/23/18)
Free Throws	1, at No. 8 Villanova (11/14/18)	1, at No. 8 Villanova (11/14/18)
Free Throw Attempts	2, at No. 8 Villanova (11/14/18)	2, at No. 8 Villanova (11/14/18)
Rebounds	1, Norfolk State (11/6/18)	1, Norfolk State (11/6/18)
Assists	1 (2x), last: Chattanooga (11/23/18)	1 (2x), last: Chattanooga (11/23/18)
Blocks	none	none
Steals	1 (2x), last: Binghamton (12/30/18)	1 (2x), last: Binghamton (12/30/18)
Minutes	7, Chattanooga (11/23/18)	7, Chattanooga (11/23/18)

**DAVID DEJULIUS | CAREER STATISTICS**

Career	G	S	Min	Avg	FG	FGA	FG%	3FG	3FGA	3FG%	FT	FTA	FT%	Off	Def	Reb	Avg	Foul	DQ	Ast	Avg	TO	Blk	Stl	Pts	Avg	W	L
2018-19	9	0	31	3.4	2	9	.222	1	7	.143	1	4	.250	0	1	1	0.1	4	0	2	0.2	3	0	2	6	0.7	13	0
<b>Totals</b>	<b>9</b>	<b>0</b>	<b>31</b>	<b>3.4</b>	<b>2</b>	<b>9</b>	<b>.222</b>	<b>1</b>	<b>7</b>	<b>.143</b>	<b>1</b>	<b>4</b>	<b>.250</b>	<b>0</b>	<b>1</b>	<b>1</b>	<b>0.1</b>	<b>4</b>	<b>0</b>	<b>2</b>	<b>0.2</b>	<b>3</b>	<b>0</b>	<b>2</b>	<b>6</b>	<b>0.7</b>	<b>13</b>	<b>0</b>

**DAVID DEJULIUS | 2018-19 GAME-BY-GAME**

OPPONENT	DATE	RESULT	G-S	FG	3FG	FT	O-D	RB	PF	PTS	A	B	S	MIN
NORFOLK STATE	11/6/2018	W, 63-44	1-0	0-1	0-1	0-0	0-1	1	1	0	0	1	0	4
HOLY CROSS	11/10/2018	W, 56-37	1-0	0-0	0-0	0-0	0-0	0	0	0	0	0	0	1
at #8/8 Villanova	11/14/118	W, 73-46	1-0	1-2	1-2	1-2	0-0	0	0	4	0	0	0	3
vs. George Washington	11/17/2018	W, 84-61	1-0	0-1	0-1	0-0	0-0	0	1	0	1	1	0	6
vs. Providence	11/18/2018	W, 66-47	1-0	0-1	0-1	0-0	0-0	0	1	0	0	0	0	3
CHATTANOOGA	11/23/2018	W, 83-55	1-0	0-3	0-2	0-0	0-0	0	0	0	1	1	0	7
#11/13 N. CAROLINA	11/28/2018	W, 84-67	DNP											
#19/18 PURDUE+	12/1/2018	W, 76-57	1-0	0-0	0-0	0-0	0-0	0	1	0	0	0	0	1
at Northwestern+	12/4/2018	W, 62-60	DNP											
SOUTH CAROLINA	12/8/2018	W, 89-78	DNP											
WESTERN MICHIGAN	12/15/2018	W, 70-62	DNP											
AIR FORCE	12/22/2018	W, 71-50	1-0	0-0	0-2	0-0	0	0	0	0	0	0	0	4
BINGHAMTON	12/30/2018	W, 74-52	1-0	1-1	0-0	0-0	0-0	0	0	2	0	0	0	2
PENN STATE+	1/3/2019													
#21/22 INDIANA +	1/6/2019													
at Illinois+	1/10/2019													
NORTHWESTERN+	1/13/2019													
at Wisconsin+	1/19/2019													
MINNESOTA+	1/22/2019													
at Indiana+	1/25/2019													
OHIO STATE+	1/29/2019													
at Iowa+	2/1/2019													
at Rutgers+	2/5/2019													
WISCONSIN+	2/9/2019													
at Penn State+	2/12/2019													
MARYLAND+	2/16/2019													
at Minnesota+	2/21/2019													
MICHIGAN STATE+	2/24/2019													
NEBRASKA+	2/28/2019													
at Maryland+	3/3/2019													
at Michigan State+	3/9/2019													
BTT First Round	3/13/2019													
BTT Second Round	3/14/2019													
BTT Quarterfinal	3/15/2019													
BTT Semifinal	3/16/2019													
BTT Championship	3/17/2019													
NCAA First Round														
NCAA Second Round														
NCAA Sweet 16														
NCAA Elite Eight														
NCAA Final Four														
NCAA Championship														
^ overtime														

*Complete Bio is available MGoBlue.com*

**Freshman (2018-19)**


- Made his collegiate debut against Norfolk State (Nov. 6)
- Scored his first collegiate points at No. 8 Villanova with 3-pointer and a free throw

**Prep Career**

- No. 93 in ESPN's Class of 2018 Top 100, No. 5 in State of Michigan and No. 21 in Region
- Finalist for State of Michigan's Hal Schram Mr. Basketball award, finishing third in voting
- AP Class A first team (2017, '18), Class C first team (2015), honorable mention (2016)
- Detroit News Dream Team (2018), Class A second team (2017), Class C second team (2015, '16; All-Detroit first team (2017, '18), third team (2015), honorable mention (2016)
- Detroit Free Press Dream Team (2018), Class A third team (2017), Class C third team (2016), fourth team (2015); All-Detroit first team (2017, '18, captain), third team (2016), honorable mention (2015)
- Basketball Coaches Association of Michigan (BCAM) All-State Best of the Best (2018)
- Played first two years at Detroit Edison Public School Academy before closing career at East English Village
- As senior (2017-18), averaged 26.3 points, 8.1 assist and 7.7 rebounds; highlighted season scoring school record 49 points against Chicago Orr (Jan. 13, 2018)
- As junior (2016-17), averaged 25.0 points, 6.0 assists and 3.0 rebounds, made 76 3-point field goals and led East English to Class A District semifinal
- As sophomore (2015-16), guided Edison to Class C District semifinal and as freshman (2014-15), led Edison to Class C District title, defeating Grosse Pointe Woods Liggett (96-59), and to regional final

M

# 5



# ADRIEN NUÑEZ

Freshman

Guard | 6-6 | 205

Brooklyn, New York | St. Thomas More Prep

College of Literature, Science & the Arts | undecided major

Born on May 14, 1999 in Manhattan, New York

**WHO IS NUÑEZ ...**

- Continues to adjust to the collegiate level
- Known for his long range shooting
- Did not start playing basketball until the seventh grade - was previously an avid skateboarder and snowboarder
- After two years at Bishop Loughlin High School, played a postgraduate year at St. Thomas More Prep, where he earned team MVP honors
- Avid food connoisseur; father owns chain of food markets in Brooklyn area

**ADRIEN NUÑEZ | CAREER BESTS**

	CAREER	2018-19 SEASON
Points	none	none
Field Goals	none	none
Field Goal Attempts	2, vs. George Washington (11/17/18)	2, vs. George Washington (11/17/18)
3-Pt. Field Goals	none	none
3-Pt. Field Goal Attempts	2, vs. George Washington (11/17/18)	2, vs. George Washington (11/17/18)
Free Throws	none	none
Free Throw Attempts	none	none
Rebounds	1 (3x), last: Air Force (12/22/18)	1(3x), last: Air Force (12/22/18)
Assists	none	none
Blocks	none	none
Steals	none	none
Minutes	6, vs. George Washington (11/17/18)	6, vs. George Washington (11/17/18)

**ADRIEN NUÑEZ | CAREER STATISTICS**

Career	G	S	Min	Avg	FG	FGA	FG%	3FG	3FGA	3FG%	FT	FTA	FT%	Off	Def	Reb	Avg	Foul	DQ	Ast	Avg	TO	Blk	Stl	Pts	Avg	W	L
2018-19	9	0	23	2.6	0	7	.000	0	7	.000	0	0	.000	1	2	3	0.3	3	0	0	0.0	1	0	0	0	0.0	13	0
<b>Totals</b>	<b>9</b>	<b>0</b>	<b>23</b>	<b>2.6</b>	<b>0</b>	<b>7</b>	<b>.000</b>	<b>0</b>	<b>7</b>	<b>.000</b>	<b>0</b>	<b>0</b>	<b>.000</b>	<b>1</b>	<b>2</b>	<b>3</b>	<b>0.3</b>	<b>3</b>	<b>0</b>	<b>0</b>	<b>0.0</b>	<b>1</b>	<b>0</b>	<b>0</b>	<b>0</b>	<b>0.0</b>	<b>13</b>	<b>0</b>

**ADRIEN NUÑEZ | 2018-19 GAME-BY-GAME**

OPPONENT	DATE	RESULT	G-S	FG	3FG	FT	O-D	RB	PF	PTS	A	B	S	MIN
NORFOLK STATE	11/6/2018	W, 63-44	1-0	0-1	0-1	0-0	0-1	1	0	0	0	0	0	3
HOLY CROSS	11/10/2018	W, 56-37	1-0	0-0	0-0	0-1	1	0	0	0	0	0	0	1
at #8/8 Villanova	11/14/118	W, 73-46	1-0	0-1	0-1	0-0	0-0	0	2	0	0	0	0	3
vs. George Washington	11/17/2018	W, 84-61	1-0	0-2	0-2	0-0	0-0	0	0	0	0	1	0	6
vs. Providence	11/18/2018	W, 66-47	1-0	0-0	0-0	0-0	0-0	0	0	0	0	0	0	2
CHATTANOOGA	11/23/2018	W, 83-55	1-0	0-1	0-1	0-0	0-0	0	0	0	0	0	0	4
#11/13 N. CAROLINA	11/28/2018	W, 84-67	DNP											
#19/18 PURDUE+	12/1/2018	W, 76-57	1-0	0-0	0-0	0-0	0-0	0	1	0	0	0	0	1
at Northwestern+	12/4/2018	W, 62-60	DNP											
SOUTH CAROLINA	12/8/2018	W, 89-78	DNP											
WESTERN MICHIGAN	12/15/2018	W, 70-62	DNP											
AIR FORCE	12/22/2018	W, 71-50	1-0	0-2	0-0	0-0	1-0	1	0	0	0	0	0	2
BINGHAMTON	12/30/2018	W, 74-52	1-0	0-0	0-0	0-0	0-0	0	0	0	0	0	0	1
PENN STATE+	1/3/2019													
#21/22 INDIANA +	1/6/2019													
at Illinois+	1/10/2019													
NORTHWESTERN+	1/13/2019													
at Wisconsin+	1/19/2019													
MINNESOTA+	1/22/2019													
at Indiana+	1/25/2019													
OHIO STATE+	1/29/2019													
at Iowa+	2/1/2019													
at Rutgers+	2/5/2019													
WISCONSIN+	2/9/2019													
at Penn State+	2/12/2019													
MARYLAND+	2/16/2019													
at Minnesota+	2/21/2019													
MICHIGAN STATE+	2/24/2019													
NEBRASKA+	2/28/2019													
at Maryland+	3/3/2019													
at Michigan State+	3/9/2019													
BTT First Round	3/13/2019													
BTT Second Round	3/14/2019													
BTT Quarterfinal	3/15/2019													
BTT Semifinal	3/16/2019													
BTT Championship	3/17/2019													
NCAA First Round														
NCAA Second Round														
NCAA Sweet 16														
NCAA Elite Eight														
NCAA Final Four														
NCAA Championship														
^ overtime														

*Complete Bio is available MGoBlue.com*

**Freshman (2018-19)**

- Made his collegiate debut against Norfolk State (Nov. 6)


**Prep Career**

- Played a postgraduate year at St. Thomas More Prep under head coach Jere Quinn
- Averaged 15.5 points and 5.0 rebounds per game
- Earned All-NEPSAC AAA first team (2018) and team MVP (2018) honors
- Played two years of varsity basketball at Bishop Loughlin High School in Brooklyn, N.Y.
- In his two seasons at Loughlin came off the bench, Loughlin to a 21-8 record reaching the NYCHSAA Class AA semifinal as a senior



M

# 11



# COLIN CASTLETON

Freshman

Forward | 6-11 | 210

Daytona Beach, Florida | Father Lopez Catholic High School

College of Literature, Science & the Arts | undecided major

Born on May 25, 2000 in Pembroke Pines, Florida

**WHO IS CASTLETON ...**

- One of U-M's most versatile big men
- Continues to adjust to the collegiate level
- Loves defensive end and will look to block shot
- Can hit the outside shot, but not afraid to play in the post
- Working with Jon Sanderson to build strength and add/maintain weight

**COLIN CASTLETON | CAREER BESTS**

	CAREER	2018-19 SEASON
Points	3, Air Force (12/22/18)	3, Air Force (12/22/18)
Field Goals	1 (2x), last: Air Force (12/22/18)	1 (2x), last: Air Force (12/22/18)
Field Goal Attempts	2 (3x), last: vs. George Washington (11/17/18)	2 (3x), last: vs. George Washington (11/17/18)
3-Pt. Field Goals	none	none
3-Pt. Field Goal Attempts	1, Norfolk State (11/6/18)	1, Norfolk State (11/6/18)
Free Throws	1 (2x), last: Air Force (12/22/18)	1 (2x), last: Air Force (12/22/18)
Free Throw Attempts	4, Chattanooga (11/23/18)	4, Chattanooga (11/23/18)
Rebounds	5, Chattanooga (11/23/18)	5, Chattanooga (11/23/18)
Assists	1, Binghamton (12/30/18)	1, Binghamton (12/30/18)
Blocks	none	none
Steals	none	none
Minutes	4, Chattanooga (11/23/18)	4, Chattanooga (11/23/18)

**COLIN CASTLETON | CAREER STATISTICS**

Career	G	S	Min	Avg	FG	FGA	FG%	3FG	3FGA	3FG%	FT	FTA	FT%	Off	Def	Reb	Avg	Foul	DQ	Ast	Avg	TO	Blk	Stl	Pts	Avg	W	L
2018-19	7	0	17	2.4	2	7	.286	0	1	.000	2	7	.286	6	7	13	1.9	5	0	1	0.1	2	0	0	6	0.9	13	0
<b>Totals</b>	<b>7</b>	<b>0</b>	<b>17</b>	<b>2.4</b>	<b>2</b>	<b>7</b>	<b>.286</b>	<b>0</b>	<b>1</b>	<b>.000</b>	<b>2</b>	<b>7</b>	<b>.286</b>	<b>6</b>	<b>7</b>	<b>13</b>	<b>1.9</b>	<b>5</b>	<b>0</b>	<b>1</b>	<b>0.1</b>	<b>2</b>	<b>0</b>	<b>0</b>	<b>6</b>	<b>0.9</b>	<b>13</b>	<b>0</b>

**COLIN CASTLETON | 2018-19 GAME-BY-GAME**

OPPONENT	DATE	RESULT	G-S	FG	3FG	FT	O-D	RB	PF	PTS	A	B	S	MIN
NORFOLK STATE	11/6/2018	W, 63-44	1-0	0-2	0-1	0-2	0-2	2	2	0	0	1	0	2
HOLY CROSS	11/10/2018	W, 56-37	DNP											
at #8/8 Villanova	11/14/118	W, 73-46	1-0	1-2	0-0	0-0	2-1	3	1	2	0	0	0	3
vs. George Washington	11/17/2018	W, 84-61	1-0	0-2	0-0	0-0	1-0	1	2	0	0	1	0	3
vs. Providence	11/18/2018	W, 66-47	1-0	0-0	0-0	0-0	0-0	0	0	0	0	0	0	2
CHATTANOOGA	11/23/2018	W, 83-55	1-0	0-0	0-0	1-4	2-3	5	0	1	0	0	0	4
#11/13 N. CAROLINA	11/28/2018	W, 84-67	DNP											
#19/18 PURDUE+	12/1/2018	W, 76-57	DNP											
at Northwestern+	12/4/2018	W, 62-60	DNP											
SOUTH CAROLINA	12/8/2018	W, 89-78	DNP											
WESTERN MICHIGAN	12/15/2018	W, 70-62	DNP											
AIR FORCE	12/22/2018	W, 71-50	1-0	1-1	0-0	1-1	1-0	1	0	3	0	0	0	2
BINGHAMTON	12/30/2018	W, 74-52	1-0	0-0	0-0	0-0	0-1	1	0	0	1	0	0	1
PENN STATE+	1/3/2019													
#21/22 INDIANA +	1/6/2019													
at Illinois+	1/10/2019													
NORTHWESTERN+	1/13/2019													
at Wisconsin+	1/19/2019													
MINNESOTA+	1/22/2019													
at Indiana+	1/25/2019													
OHIO STATE+	1/29/2019													
at Iowa+	2/1/2019													
at Rutgers+	2/5/2019													
WISCONSIN+	2/9/2019													
at Penn State+	2/12/2019													
MARYLAND+	2/16/2019													
at Minnesota+	2/21/2019													
MICHIGAN STATE+	2/24/2019													
NEBRASKA+	2/28/2019													
at Maryland+	3/3/2019													
at Michigan State+	3/9/2019													
BTT First Round	3/13/2019													
BTT Second Round	3/14/2019													
BTT Quarterfinal	3/15/2019													
BTT Semifinal	3/16/2019													
BTT Championship	3/17/2019													
NCAA First Round														
NCAA Second Round														
NCAA Sweet 16														
NCAA Elite Eight														
NCAA Final Four														
NCAA Championship														
^ overtime														

**Complete Bio is available MGoBlue.com**

**Freshman (2018-19)**

- Made his collegiate debut and grabbed two rebounds against Norfolk State (Nov. 6)
- Scored his first collegiate points at No. 8 Villanova (Nov. 14)
- Pulled down a career-high five rebounds in four minutes against Chattanooga (Nov. 23)
- Scored a career-best three points against Air Force (Dec. 22)

**Prep Career**

- Played three years of varsity basketball at Father Lopez Catholic under coach Eddie Miller
- Finalist for Florida Dairy Farmers Mr. Basketball Award (2018); finishing eighth in voting
- Florida Association of Basketball Coaches (FABC) 7A Player of the Year (2018)
- Daytona Beach News-Journal Player of the Year (2018), All-Area first team (2017, '18), third team (2016)
- Orlando Sentinel 7A Player of the Year (2018), All-Area first team (2018), honorable mention (2016, '17)
- All-USA Today Florida Boys Basketball second team (2018)
- Nominee for the McDonald's All-American game (2018)
- As senior (2017-18), led Father Lopez to an 11-win improvement guiding the Green Wave to an 18-9 record just missing the 7A playoffs, averaging 24.5 points, 11.7 rebounds (ranked second in area) and 5.6 blocks
- As junior (2016-17), averaged 23.3 points, 11.0 rebounds and 5.4 blocks, leading Father Lopez to a 7-16 record
- As sophomore (2015-16), moved to varsity team and averaged 15.3 points, 10.3 rebounds and 4.5 blocks

M

# 13



# IGNAS "IGGY" BRAZDEIKIS

**Freshman**  
**Guard/Forward | 6-7 | 216**  
**Oakville, Ontario, Canada | Orangeville Prep**  
**College of Literature, Science & the Arts | undecided major**  
**Born on Jan. 8, 1999 in Kaunas, Lithuania**

**WHO IS BRAZDEIKIS ...**

- High-volume scorer who is poised to have a breakout season as a freshman
- Known for bringing a constant level of confidence and energy
- Enjoys the game and is like a sponge learning from U-M coaches
- Plays left-handed, however, is primarily right-handed all other aspects of his life
- Born in Lithuania before settling and growing up in Canada
- First heard of Michigan's basketball program from U-M's former U-M star Nik Stauskas
- Avid fan of UFC and Connor McGregor; father (Sigis) was an amateur MMA fighter

**IGNAS BRAZDEIKIS | CAREER BESTS**

	CAREER	2018-19 SEASON
Points	24, No. 11/13 North Carolina (11/28/18)	24, No. 11/13 North Carolina (11/28/18)
Field Goals	9 (3x), last: Binghamton (12/30/18)	9 (3x), last: Binghamton (12/30/18)
Field Goal Attempts	18 (2x), last: Binghamton (12/30/18)	18 (2x), last: Binghamton (12/30/18)
3-Pt. Field Goals	3 (2x), last: Binghamton (12/30/18)	3 (2x), last: Binghamton (12/30/18)
3-Pt. Field Goal Attempts	7, Air Force (12/22/18)	7, Air Force (12/22/18)
Free Throws	11, South Carolina (12/8/18)	11, South Carolina (12/8/18)
Free Throw Attempts	12, South Carolina (12/8/18)	12, South Carolina (12/8/18)
Rebounds	8, Binghamton (12/30/18)	8, Binghamton (12/30/18)
Assists	3, Holy Cross (11/10/18)	3, Holy Cross (11/10/18)
Blocks	1 (6x), last: Air Force (12/22/18)	1 (6x), last: Air Force (12/22/18)
Steals	2 (3x), last: at Northwestern (12/4/18)	2 (3x), last: at Northwestern (12/4/18)
Minutes	35, South Carolina (12/8/18)	35, South Carolina (12/8/18)

**IGNAS BRAZDEIKIS | CAREER STATISTICS**

Career	G	S	Min	Avg	FG	FGA	FG%	3FG	3FGA	3FG%	FT	FTA	FT%	Off	Def	Reb	Avg	Foul	DQ	Ast	Avg	TO	Blk	Stl	Pts	Avg	W	L
2018-19	13	13	382	29.4	73	144	.507	18	42	.429	50	65	.769	18	48	66	5.1	25	0	15	1.2	15	6	10	214	16.5	13	0
<b>Totals</b>	<b>13</b>	<b>13</b>	<b>382</b>	<b>29.4</b>	<b>73</b>	<b>144</b>	<b>.507</b>	<b>18</b>	<b>42</b>	<b>.429</b>	<b>50</b>	<b>65</b>	<b>.769</b>	<b>18</b>	<b>48</b>	<b>66</b>	<b>5.1</b>	<b>25</b>	<b>0</b>	<b>15</b>	<b>1.2</b>	<b>15</b>	<b>6</b>	<b>10</b>	<b>214</b>	<b>16.5</b>	<b>13</b>	<b>0</b>

**IGNAS BRAZDEIKIS | 2018-19 GAME-BY-GAME**

OPPONENT	DATE	RESULT	G-S	FG	3FG	FT	O-D	RB	PF	PTS	A	T	B	S	MIN
NORFOLK STATE	11/6/2018	W, 63-44	1-1	3-10	1-5	5-7	1-3	4	2	12	1	1	1	0	23
HOLY CROSS	11/10/2018	W, 56-37	1-1	5-9	1-2	8-8	2-5	7	1	19	3	2	0	1	26
at #8/8 Villanova	11/14/118	W, 73-46	1-1	7-11	0-1	4-4	3-4	7	1	18	0	1	0	2	32
vs. George Washington	11/17/2018	W, 84-61	1-1	2-5	0-1	1-3	1-2	3	2	5	2	2	0	1	25
vs. Providence	11/18/2018	W, 66-47	1-1	7-13	1-1	5-7	2-5	73	2	20	0	2	1	2	31
CHATTANOOGA	11/23/2018	W, 83-55	1-1	6-10	2-4	6-7	2-5	7	2	20	1	0	1	0	19
#11/13 N. CAROLINA	11/28/2018	W, 84-67	1-1	9-13	2-4	4-6	0-5	5	3	24	1	0	0	0	32
#19/18 PURDUE+	12/1/2018	W, 76-57	1-1	4-7	2-3	2-2	0-2	2	0	12	2	0	1	0	32
at Northwestern+	12/4/2018	W, 62-60	1-1	9-18	3-6	2-3	2-2	4	1	23	2	1	0	2	34
SOUTH CAROLINA	12/8/2018	W, 89-78	1-1	3-10	0-4	11-12	1-5	6	3	17	0	2	1	0	35
WESTERN MICHIGAN	12/15/2018	W, 70-62	1-1	2-7	0-1	0-3	0-1	1	3	4	0	0	0	1	29
AIR FORCE	12/22/2018	W, 71-50	1-1	7-13	3-7	2-2	1-4	5	1	19	2	2	1	1	32
BINGHAMTON	12/30/2018	W, 74-52	1-1	9-18	3-3	0-1	3-5	8	3	21	1	2	0	0	32
PENN STATE+	1/3/2019														
#21/22 INDIANA +	1/6/2019														
at Illinois+	1/10/2019														
NORTHWESTERN+	1/13/2019														
at Wisconsin+	1/19/2019														
MINNESOTA+	1/22/2019														
at Indiana+	1/25/2019														
OHIO STATE+	1/29/2019														
at Iowa+	2/1/2019														
at Rutgers+	2/5/2019														
WISCONSIN+	2/9/2019														
at Penn State+	2/12/2019														
MARYLAND+	2/16/2019														
at Minnesota+	2/21/2019														
MICHIGAN STATE+	2/24/2019														
NEBRASKA+	2/28/2019														
at Maryland+	3/3/2019														
at Michigan State+	3/9/2019														
BTT First Round	3/13/2019														
BTT Second Round	3/14/2019														
BTT Quarterfinal	3/15/2019														
BTT Semifinal	3/16/2019														
BTT Championship	3/17/2019														
NCAA First Round															
NCAA Second Round															
NCAA Sweet 16															
NCAA Elite Eight															
NCAA Final Four															
NCAA Championship															
^ overtime															

Complete Bio is available [MGoBlue.com](http://MGoBlue.com)

**Pronunciation:** First name: "IG-ness" | Last name: "brah'z-day-kiss"

**Freshman (2018-19)**

- Started and was one-of-three players to reach double-digit scoring in his collegiate debut against Norfolk State (Nov. 6)
- Sparked the Michigan comeback against Holy Cross, scoring 15 points in the first five minutes of the second half (Nov. 10)
- Earned his first career 20-point game, scoring 20 against Providence (Nov. 18), while also leading the Wolverines in rebounds, blocks and steals.
- Produced three straight 20-point games, netting 20 against Chattanooga (Nov. 23) and 24 against No. 11/13 UNC (Nov. 28)
- Added his fourth 20-point game with 23 at Northwestern (Dec. 4)
- Led the Wolverines in back-to-back games, netting 21 points against Binghamton (Dec. 30)

**Prep Career**

- Ontario Scholastic Basketball Association (OSBA) All-Star first team (2016, '17, '18), OSBA League MVP (2017, '18) and OSBA Tournament MVP (2017)
- As senior (2017-18), averaged 28.4 points and 8.4 rebounds, helping Orangeville Prep to a 22-10 record, a 15-1 OSBA League record and second straight OSBA League title
- As junior (2016-17), averaged 30.0 points and 10.0 rebounds, helping Orangeville to a 36-5 record, an 18-2 OSBA League record and the OSBA League title after a buzzer-beating victory, 99-97, over TRC Academy closing with 27 points and 10 rebounds in title game
- Scored 31 points in upset win over No. 1 ranked Oak Hill at the 2017 Jordan Brand Invitational
- Posted two 50 points games vs. Vaughan (March 11, 2017) and then vs. Prolific Prep (March 19, 2017) in the Cali vs Canada Showdown
- As sophomore (2015-16), led the team in scoring and helped Orangeville Prep to the OSBA League championship game, falling in overtime, 82-71, to Thon Maker and Athlete Institute Prep

**International Play**

- Played in the 2018 Nike Hoop Summit with the World Team, recording nine points, four rebounds and three assists in an 89-76 win
- U17 FIBA World Championships (2016, Zaragoza, Spain), helped Team Canada to a fifth-place finish, averaging 14.7 points, 6.9 rebounds and 1.7 assists; scored a tournament best 26 point vs. France going 8-for-9 from the field
- U16 FIBA Americas Championship, helped Team Canada to silver medal, averaging 9.2 points, 7.2 rebounds and 1.8 assists per game; scored a tournament-best 16 points vs. Venezuela

M

# 23



# BRANDON JOHNS, JR.

**Freshman**  
**Forward | 6-8 | 225**  
**East Lansing, Michigan | East Lansing High School**  
**College of Literature, Science & the Arts | undecided major**  
**Born on December 14, 1999 in Lansing, Michigan**

**WHO IS JOHNS, JR. ...**

- Extremely athletic player, who can score in many ways
- Continues to adjust to the collegiate level
- Good defensive motor, working to improve consistency in rebounding physicality
- Rated No. 60 on ESPN Top 100 in the Class of 2018
- One of the team comedians with his quick with and impersonations

**BRANDON JOHNS, JR. | CAREER BESTS**

	CAREER	2018-19 SEASON
Points	5, vs. George Washington (11/17/18)	5, vs. George Washington (11/17/18)
Field Goals	2, vs. George Washington (11/17/18)	2, vs. George Washington (11/17/18)
Field Goal Attempts	2, vs. George Washington (11/17/18)	2, vs. George Washington (11/17/18)
3-Pt. Field Goals	1, vs. George Washington (11/17/18)	1, vs. George Washington (11/17/18)
3-Pt. Field Goal Attempts	1, vs. George Washington (11/17/18)	1, vs. George Washington (11/17/18)
Free Throws	2, No. 19/18 Purdue (12/1/18)	2, No. 19/18 Purdue (12/1/18)
Free Throw Attempts	2, No. 19/18 Purdue (12/1/18)	2, No. 19/18 Purdue (12/1/18)
Rebounds	3, at No. 8 Villanova (11/14/18)	3, at No. 8 Villanova (11/14/18)
Assists	1, at No. 8 Villanova (11/14/18)	1, at No. 8 Villanova (11/14/18)
Blocks	1, Binghamton (12/30/18)	1, Binghamton (12/30/18)
Steals	1, Norfolk State (11/6/18)	1, Norfolk State (11/6/18)
Minutes	11, vs. George Washington (11/17/18)	11, vs. George Washington (11/17/18)

**BRANDON JOHNS, JR. | CAREER STATISTICS**

Career	G	S	Min	Avg	FG	FGA	FG%	3FG	3FGA	3FG%	FT	FTA	FT%	Off	Def	Reb	Avg	Foul	DQ	Ast	Avg	TO	Blk	Stl	Pts	Avg	W	L
2018-19	9	0	35	3.9	2	4	.500	1	1	1.000	2	2	1.000	1	10	11	1.2	2	0	1	0.1	2	1	1	7	0.8	13	0
Totals	9	0	35	3.9	2	4	.500	1	1	1.000	2	2	1.000	1	10	11	1.2	2	0	1	0.1	2	1	1	7	0.8	13	0

**BRANDON JOHNS, JR. | 2018-19 GAME-BY-GAME**

OPPONENT	DATE	RESULT	G-S	FG	3FG	FT	O-D	RB	PF	PTS	A	B	S	MIN
NORFOLK STATE	11/6/2018	W, 63-44	1-0	0-0	0-0	0-0	0-1	1	0	0	0	0	1	5
HOLY CROSS	11/10/2018	W, 56-37	1-0	0-0	0-0	0-0	0-0	0	0	0	0	0	0	1
at #8/8 Villanova	11/14/118	W, 73-46	1-0	0-1	0-0	0-0	0-3	3	1	0	1	0	0	4
vs. George Washington	11/17/2018	W, 84-61	1-0	2-2	1-1	0-0	0-2	2	0	5	0	1	0	11
vs. Providence	11/18/2018	W, 66-47	1-0	0-0	0-0	0-0	0-2	2	0	0	0	1	0	3
CHATTANOOGA	11/23/2018	W, 83-55	1-0	0-1	0-0	0-0	1-0	1	0	0	0	0	0	4
#11/13 N. CAROLINA	11/28/2018	W, 84-67	DNP											
#19/18 PURDUE+	12/1/2018	W, 76-57	1-0	0-0	0-0	2-2	0-1	1	0	2	0	0	0	2
at Northwestern+	12/4/2018	W, 62-60	DNP											
SOUTH CAROLINA	12/8/2018	W, 89-78	DNP											
WESTERN MICHIGAN	12/15/2018	W, 70-62	DNP											
AIR FORCE	12/22/2018	W, 71-50	1-0	0-0	0-0	0-0	0-1	1	1	0	0	0	0	4
BINGHAMTON	12/30/2018	W, 74-52	1-0	0-0	0-0	0-0	0-0	0	0	0	0	1	0	1
PENN STATE+	1/3/2019													
#21/22 INDIANA +	1/6/2019													
at Illinois+	1/10/2019													
NORTHWESTERN+	1/13/2019													
at Wisconsin+	1/19/2019													
MINNESOTA+	1/22/2019													
at Indiana+	1/25/2019													
OHIO STATE+	1/29/2019													
at Iowa+	2/1/2019													
at Rutgers+	2/5/2019													
WISCONSIN+	2/9/2019													
at Penn State+	2/12/2019													
MARYLAND+	2/16/2019													
at Minnesota+	2/21/2019													
MICHIGAN STATE+	2/24/2019													
NEBRASKA+	2/28/2019													
at Maryland+	3/3/2019													
at Michigan State+	3/9/2019													
BTT First Round	3/13/2019													
BTT Second Round	3/14/2019													
BTT Quarterfinal	3/15/2019													
BTT Semifinal	3/16/2019													
BTT Championship	3/17/2019													
NCAA First Round														
NCAA Second Round														
NCAA Sweet 16														
NCAA Elite Eight														
NCAA Final Four														
NCAA Championship														
^ overtime														

**Complete Bio is available MGoBlue.com**

**Freshman (2018-19)**

- Made his collegiate debut against Norfolk State (Nov. 6)
- Scored his first collegiate points against George Washington (Nov. 17)
- Recorded his first collegiate block against Binghamton (Dec. 30)

**Prep Career**

- No. 60 in ESPN's Class of 2018; No. 1 in State of Michigan and No. 8 in Region
- Finalist for State of Michigan's Hal Schram Mr. Basketball award, finishing second in voting
- Associated Press Class A Player of the Year (2017), first team (2016, '17, '18)
- Detroit News Dream Team (2017, '18), Class A first team (2016)
- Detroit Free Press Dream Team (2018), Class A first team (2016, '17)
- Lansing State Journal Player of the Year (2016, '17), Dream Team (2018)
- Basketball Coaches Association of Michigan (BCAM) All-State Best of the Best (2018)
- Capital Area Activities Conference first team (2016, '17, '18)
- Four year varsity starter and team captain (2018) at East Lansing, playing under Steve Finamore
- Compiled a 81-15 prep record with a 51-8 CAAC record including back-to-back undefeated conference seasons in 2017 (14-0) and 2016 (14-0)
- Guided East Lansing to three straight Class A district titles (2016, '17, '18), regional title (2018), state quarterfinal (2018)
- As a senior (2017-18), averaged 28.1 points, 11.3 rebounds and 2.5 blocks; highlighted season scoring 51 points against Lansing Sexton (Dec. 20)
- As a junior (2016-17), led East Lansing to 24 straight wins before falling to Kalamazoo Central (75-60) in Class A regional title to close season 24-1; averaged 20.0 points, 10.0 rebounds and 3.0 blocks
- As a sophomore (2015-16), led East Lansing to 23 straight wins before falling to Lansing Everett (54-48) to finish 23-1; averaged 19.7 points, 10.3 rebounds and 2.9 blocks

M

# 24



# C.J. BAIRD

**Sophomore**  
**Forward | 6-5 | 220**  
**Novi, Michigan | Detroit Catholic Central**  
**Stephen M. Ross School of Business | Business Administration major**  
**Born on January 3, 1999 in Royal Oak, Michigan**

**WHO IS BAIRD ...**

- Hired as a team manager at the beginning of last season before trying out and earning a roster spot as a walk-on.
- Strong outside shooter which helps with Scout Team preparation
- Became fan favorite after draining a bench-cheering, long distance three pointer against Texas A&M in 2018 NCAA Sweet 16
- Continues to work on developing overall game
- Enrolled in U-M's prestigious Stephen M. Ross School of Business
- Two-time captain at nearby Detroit Catholic Central, where he earned four varsity letters

**C.J. BAIRD | CAREER BESTS**

	CAREER	2018-19 SEASON
Points	3 (2x), last: Chattanooga (11/23/18)	3, Chattanooga (11/23/18)
Field Goals	1 (3x), last: Chattanooga (11/23/18)	1 (2x), last: Chattanooga (11/23/18)
Field Goal Attempts	2 (2x), last: Chattanooga (11/23/18)	2, Chattanooga (11/23/18)
3-Pt. Field Goals	1 (2x), last: Chattanooga (11/23/18)	1, Chattanooga (11/23/18)
3-Pt. Field Goal Attempts	2, Chattanooga (11/23/18)	2, Chattanooga (11/23/18)
Free Throws	none	none
Free Throw Attempts	none	none
Rebounds	1 (2x), last: No. 19/18 Purdue (12/1/18)	1, No. 19/18 Purdue (12/1/18)
Assists	1, UC Riverside (11/26/17)	none
Blocks	1, vs. Loyola-Chicago (3/31/18)	none
Steals	none	none
Minutes	4, UC Riverside (11/26/17)	3 (2x), last: Chattanooga (11/23/18)

**C.J. BAIRD | CAREER STATISTICS**

Career	G	S	Min	Avg	FG	FGA	FG%	3FG	3FGA	3FG%	FT	FTA	FT%	Off	Def	Reb	Avg	Foul	DQ	Ast	Avg	TO	Blk	Stl	Pts	Avg	W	L
2017-18	5	0	8	1.6	2	3	.667	1	2	.500	0	0	.000	0	1	1	0.2	0	0	1	0.2	1	1	0	5	1.0	33	8
2018-19	7	0	13	1.9	1	5	.200	1	3	.333	0	0	.000	1	0	1	0.1	0	0	0	0.0	1	0	0	0	0.0	13	0
<b>Totals</b>	<b>12</b>	<b>0</b>	<b>21</b>	<b>1.8</b>	<b>3</b>	<b>8</b>	<b>.375</b>	<b>2</b>	<b>5</b>	<b>.400</b>	<b>0</b>	<b>0</b>	<b>.000</b>	<b>1</b>	<b>1</b>	<b>2</b>	<b>0.2</b>	<b>0</b>	<b>0</b>	<b>1</b>	<b>0.1</b>	<b>2</b>	<b>1</b>	<b>0</b>	<b>5</b>	<b>0.4</b>	<b>46</b>	<b>8</b>

**C.J. BAIRD | 2018-19 GAME-BY-GAME**

OPPONENT	DATE	RESULT	G-S	FG	3FG	FT	O-D	RB	PF	PTS	A	B	S	MIN
NORFOLK STATE	11/6/2018	W, 63-44	1-0	0-0	0-0	0-0	0-0	0	0	0	0	0	0	2
HOLY CROSS	11/10/2018	W, 56-37	DNP											
at #8/8 Villanova	11/14/18	W, 73-46	0-0	0-0	0-0	0-0	0	0	0	0	0	0	0	2
vs. George Washington	11/17/2018	W, 84-61	1-0	0-0	0-0	0-0	0	0	0	0	0	0	0	3
vs. Providence	11/18/2018	W, 66-47	1-0	0-0	0-0	0-0	0	0	0	0	1	0	0	1
CHATTANOOGA	11/23/2018	W, 83-55	1-0	1-2	1-2	0-0	0-0	0	0	3	0	0	0	3
#11/13 N. CAROLINA	11/28/2018	W, 84-67	DNP											
#19/18 PURDUE+	12/1/2018	W, 76-57	1-0	0-1	0-0	0-0	1-0	1	0	0	0	0	0	1
at Northwestern+	12/4/2018	W, 62-60	DNP											
SOUTH CAROLINA	12/8/2018	W, 89-78	DNP											
WESTERN MICHIGAN	12/15/2018	W, 70-62	DNP											
AIR FORCE	12/22/2018	W, 71-50	0-1	0-1	0-0	0-0	0	0	0	0	0	0	0	1
BINGHAMTON	12/30/2018	W, 74-52	DNP											
PENN STATE+	1/3/2019													
#21/22 INDIANA +	1/6/2019													
at Illinois+	1/10/2019													
NORTHWESTERN+	1/13/2019													
at Wisconsin+	1/19/2019													
MINNESOTA+	1/22/2019													
at Indiana+	1/25/2019													
OHIO STATE+	1/29/2019													
at Iowa+	2/1/2019													
at Rutgers+	2/5/2019													
WISCONSIN+	2/9/2019													
at Penn State+	2/12/2019													
MARYLAND+	2/16/2019													
at Minnesota+	2/21/2019													
MICHIGAN STATE+	2/24/2019													
NEBRASKA+	2/28/2019													
at Maryland+	3/3/2019													
at Michigan State+	3/9/2019													
BTT First Round	3/13/2019													
BTT Second Round	3/14/2019													
BTT Quarterfinal	3/15/2019													
BTT Semifinal	3/16/2019													
BTT Championship	3/17/2019													
NCAA First Round														
NCAA Second Round														
NCAA Sweet 16														
NCAA Elite Eight														
NCAA Final Four														
NCAA Championship														
^ overtime														

Complete Bio is available [MGoBlue.com](#)

**Michigan Career & Honors**

- Michigan Academic Achievement (2018)
- Helped U-M set the program record for single season victories with 33 (33-8, 2017-18)
- Helped U-M win its second straight Big Ten Tournament title at MSG in New York City
  - > Despite not dressing, U-M won four games in four days to secure back-to-back titles
- Helped U-M to the No. 3 seed in the 2018 NCAA Tournament
  - > Despite not dressing, U-M advanced to the Final Four & national title game

**Sophomore (2018-19)**


- Knocked down a 3-pointer against Chattanooga for his first points of the season (Nov. 23)

**Freshman (2017-18)**

- Started season as student manager before moving to walk-on status at the beginning of season
- A valuable member of the U-M practice squad, which was dubbed the new "Fab Five" by Coach John Beilein
- Played in five games off the bench
  - > Played in first collegiate game against UC Riverside (Nov. 26); playing four minutes
  - > Played final three minutes against Alabama A&M (Dec. 21); scoring first career basket
  - > Played in final minute vs. Texas A&M (March 22) in NCAA Sweet 16; made first career 3-pointer -- U-M's 14th of the lopsided win (99-72)
  - > Played in final seconds against Loyola-Chicago (March 31) and Villanova (April 2) in the Final Four and national title game

M

# 32



# LUKE WILSON

**Sophomore**  
**Guard | 6-0 | 170**  
**Boulder, Colorado | Boulder High School**  
**School of Kinesiology | Sport Management major**  
**Born on June 24, 1999 in Denver, Colorado**

**WHO IS WILSON ...**

- Joined the team as a preferred walk-on after growing up as a lifelong Michigan fan.
- Known for creating bench celebrations after big plays or charges drawn for the Wolverines
- Will be a valuable member of the practice squad
- Continues to work on developing overall game
- Left-handed
- Brother, Zach, graduated from Michigan in 2015 with a major in economics

**LUKE WILSON | CAREER BESTS**

	CAREER	2018-19 SEASON
Points	none	none
Field Goals	none	none
Field Goal Attempts	1 (3x), last: No. 19/18 Purdue (12/1/18)	1 (2x), last: No. 19/18 Purdue (12/1/18)
3-Pt. Field Goals	none	none
3-Pt. Field Goal Attempts	1 (3x), last: No. 19/18 Purdue (12/1/18)	1 (2x), last: No. 19/18 Purdue (12/1/18)
Free Throws	none	none
Free Throw Attempts	1, UC Riverside (11/26/17)	none
Rebounds	none	none
Assists	none	none
Blocks	none	none
Steals	none	none
Minutes	4, UC Riverside (11/26/17)	4, vs. George Washington (11/17/18)

**LUKE WILSON | CAREER STATISTICS**

Career	G	S	Min	Avg	FG	FGA	FG%	3FG	3FGA	3FG%	FT	FTA	FT%	Off	Def	Reb	Avg	Foul	DQ	Ast	Avg	TO	Blk	Stl	Pts	Avg	W	L
2017-18	2	0	7	4.0	0	1	.000	0	1	.000	0	1	.000	0	0	0	0.0	1	0	0	0.0	1	0	0	0	0.0	33	8
2018-19	4	0	10	2.5	0	2	.000	0	2	.000	0	0	.000	0	0	0	0.0	0	0	0	0.0	1	0	0	0	0.0	13	0
<b>Totals</b>	<b>6</b>	<b>0</b>	<b>17</b>	<b>2.8</b>	<b>0</b>	<b>3</b>	<b>.000</b>	<b>0</b>	<b>3</b>	<b>.000</b>	<b>0</b>	<b>1</b>	<b>.000</b>	<b>0</b>	<b>0</b>	<b>0</b>	<b>0.0</b>	<b>1</b>	<b>0</b>	<b>0</b>	<b>0.0</b>	<b>2</b>	<b>0</b>	<b>0</b>	<b>0</b>	<b>0.0</b>	<b>46</b>	<b>8</b>

**LUKE WILSON | 2018-19 GAME-BY-GAME**

OPPONENT	DATE	RESULT	G-S	FG	3FG	FT	O-D	RB	PF	PTS	A	T	B	S	MIN
NORFOLK STATE	11/6/2018	W, 63-44	DNP												
HOLY CROSS	11/10/2018	W, 56-37	DNP												
at #8/8 Villanova	11/14/18	W, 73-46	DNP												
vs. George Washington	11/17/2018	W, 84-61	1-0	0-0	0-0	0-0	0-0	0	0	0	0	0	0	0	4
vs. Providence	11/18/2018	W, 66-47	1-0	0-1	0-1	0-0	0-0	0	0	0	0	0	0	0	2
CHATTANOOGA	11/23/2018	W, 83-55	1-0	0-0	0-0	0-0	0-0	0	0	0	0	1	0	0	3
#11/13 N. CAROLINA	11/28/2018	W, 84-67	DNP												
#19/18 PURDUE+	12/1/2018	W, 76-57	1-0	0-1	0-1	0-0	0-0	0	0	0	0	0	0	0	1
at Northwestern+	12/4/2018	W, 62-60	DNP												
SOUTH CAROLINA	12/8/2018	W, 89-78	DNP												
WESTERN MICHIGAN	12/15/2018	W, 70-62	DNP												
AIR FORCE	12/22/2018	W, 71-50	DNP												
BINGHAMTON	12/30/2018	W, 74-52	DNP												
PENN STATE+	1/3/2019														
#21/22 INDIANA +	1/6/2019														
at Illinois+	1/10/2019														
NORTHWESTERN+	1/13/2019														
at Wisconsin+	1/19/2019														
MINNESOTA+	1/22/2019														
at Indiana+	1/25/2019														
OHIO STATE+	1/29/2019														
at Iowa+	2/1/2019														
at Rutgers+	2/5/2019														
WISCONSIN+	2/9/2019														
at Penn State+	2/12/2019														
MARYLAND+	2/16/2019														
at Minnesota+	2/21/2019														
MICHIGAN STATE+	2/24/2019														
NEBRASKA+	2/28/2019														
at Maryland+	3/3/2019														
at Michigan State+	3/9/2019														
BTT First Round	3/13/2019														
BTT Second Round	3/14/2019														
BTT Quarterfinal	3/15/2019														
BTT Semifinal	3/16/2019														
BTT Championship	3/17/2019														
NCAA First Round															
NCAA Second Round															
NCAA Sweet 16															
NCAA Elite Eight															
NCAA Final Four															
NCAA Championship															
^ overtime															

*Complete Bio is available MGoBlue.com*

**Michigan Career & Honors**

- Michigan Academic Achievement (2018)
- Helped U-M set the program record for single season victories with 33 (33-8, 2017-18)
- Helped U-M win its second straight Big Ten Tournament title at MSG in New York City
  - > Despite not dressing, U-M won four games in four days to secure back-to-back titles
- Helped U-M to the No. 3 seed in the 2018 NCAA Tournament
  - > Despite not dressing, U-M advanced to the Final Four & national title game

**Sophomore (2018-19)**


- Changed jersey number from No. 11 to No. 32, which was his older brother's (Zach) former jersey number

**Freshman (2017-18)**

- Joined the team as a preferred walk-on
- A valuable member of the U-M practice squad, which was dubbed the new "Fab Five" by Coach John Beilein
- Played in two games off the bench
  - > Played in first collegiate game against UC Riverside (Nov. 26); playing four minutes
  - > Played final three minutes against Alabama A&M (Dec. 21)

M

# 44



# JARON FAULDS

Sophomore

Forward | 6-10 | 225

Holt, Michigan | Holt High School | Columbia

College of Literature, Science & the Arts | undecided major

Born on June 6, 1999 in Holt, Michigan

**WHO IS FAULDS ...**

- Transfer from Columbia, who will sit out the 2018-19 season due to NCAA rules
- Preferred walk-on status with the program
- Brings value to the U-M Scout Team
- Will continue to work on overall game and improve strength with Camp Sanderson
- Originally from Holt, Michigan

**JARON FAULDS | CAREER BESTS**

	CAREER	2018-19 SEASON
Points	17, at Albany (12/2/17)	sitting out 2018-19 (transfer)
Field Goals	8, at Albany (12/2/17)	sitting out 2018-19 (transfer)
Field Goal Attempts	10, at Albany (12/2/17)	sitting out 2018-19 (transfer)
3-Pt. Field Goals	none	sitting out 2018-19 (transfer)
3-Pt. Field Goal Attempts	none	sitting out 2018-19 (transfer)
Free Throws	2 (2x), last: Navy (12/10/17)	sitting out 2018-19 (transfer)
Free Throw Attempts	4 (2x), last: Navy (12/10/17)	sitting out 2018-19 (transfer)
Rebounds	7, at Boston College (12/12/17)	sitting out 2018-19 (transfer)
Assists	1 (10x), last: at Dartmouth (3/2/18)	sitting out 2018-19 (transfer)
Blocks	4, Stony Brook (12/7/17)	sitting out 2018-19 (transfer)
Steals	1 (8x), last: at Harvard (3/3/18)	sitting out 2018-19 (transfer)
Minutes	28, at Albany (12/2/17)	sitting out 2018-19 (transfer)

**JARON FAULDS | CAREER STATISTICS**

Career	G	S	Min	Avg	FG	FGA	FG%	3FG	3FGA	3FG%	FT	FTA	FT%	Off	Def	Reb	Avg	Foul	DQ	Ast	Avg	TO	Blk	Stl	Pts	Avg	W	L
2017-18 (CLB)	26	1	369	14.2	53	89	.596	0	0	.000	10	23	.435	33	51	84	3.2	44	1	10	0.4	21	26	8	116	4.5	8	19
2018-19 (TR)	0	0	0	0.0	0	0	.000	0	0	.000	0	0	.000	0	0	0	0.0	0	0	0	0.0	0	0	0	0.0	13	0	
<b>Totals</b>	<b>26</b>	<b>1</b>	<b>369</b>	<b>14.2</b>	<b>53</b>	<b>89</b>	<b>.596</b>	<b>0</b>	<b>0</b>	<b>.000</b>	<b>10</b>	<b>23</b>	<b>.435</b>	<b>33</b>	<b>51</b>	<b>84</b>	<b>3.2</b>	<b>44</b>	<b>1</b>	<b>10</b>	<b>0.4</b>	<b>21</b>	<b>26</b>	<b>8</b>	<b>116</b>	<b>4.5</b>	<b>21</b>	<b>19</b>

**JARON FAULDS | 2018-19 GAME-BY-GAME**

OPPONENT	DATE	RESULT	G-S	FG	3FG	FT	O-D	RB	PF	PTS	A	B	S	MIN
NORFOLK STATE	11/6/2018	W, 63-44	DNP											
HOLY CROSS	11/10/2018	W, 56-37	DNP											
at #8/8 Villanova	11/14/18	W, 73-46	DNP											
vs. George Washington	11/17/2018	W, 84-61	DNP											
vs. Providence	11/18/2018	W, 66-47	DNP											
CHATTANOOGA	11/23/2018	W, 83-55	DNP											
#11/13 N. CAROLINA	11/28/2018	W, 84-67	DNP											
#19/18 PURDUE+	12/1/2018	W, 76-57	DNP											
at Northwestern+	12/4/2018	W, 62-60	DNP											
SOUTH CAROLINA	12/8/2018	W, 89-78	DNP											
WESTERN MICHIGAN	12/15/2018	W, 70-62	DNP											
AIR FORCE	12/22/2018	W, 71-50	DNP											
BINGHAMTON	12/30/2018	W, 74-52	DNP											
PENN STATE+	1/3/2019													
#21/22 INDIANA +	1/6/2019													
at Illinois+	1/10/2019													
NORTHWESTERN+	1/13/2019													
at Wisconsin+	1/19/2019													
MINNESOTA+	1/22/2019													
at Indiana+	1/25/2019													
OHIO STATE+	1/29/2019													
at Iowa+	2/1/2019													
at Rutgers+	2/5/2019													
WISCONSIN+	2/9/2019													
at Penn State+	2/12/2019													
MARYLAND+	2/16/2019													
at Minnesota+	2/21/2019													
MICHIGAN STATE+	2/24/2019													
NEBRASKA+	2/28/2019													
at Maryland+	3/3/2019													
at Michigan State+	3/9/2019													
BTT First Round	3/13/2019													
BTT Second Round	3/14/2019													
BTT Quarterfinal	3/15/2019													
BTT Semifinal	3/16/2019													
BTT Championship	3/17/2019													
NCAA First Round														
NCAA Second Round														
NCAA Sweet 16														
NCAA Elite Eight														
NCAA Final Four														
NCAA Championship														
^ overtime														

Complete Bio is available [MGoBlue.com](http://MGoBlue.com)

**Sophomore (2018-19)**


- Transferred from Columbia University as a preferred walk-on
- Will have to sit out the season due to NCAA transfer rules

**Freshman (2017-18) | Columbia**

- Played 26 games with one start
- In his only start at West Point (Nov. 21), he finished with six points and five rebounds in 18 minutes
- Averaged 4.5 points per game, with two double figure scoring games
  - > Scored a career-best 17 points at Albany (Dec. 2), after going 8-for-10 from the field
  - > Scored 12 points in following game at Quinnipiac (Dec. 4), going 5-for-7 from the field
- Averaged 3.2 rebounds per game, with six games of five-or-more rebounds
  - > Grabbed a career-best seven rebounds at Boston College (Dec. 12)
- Second on Columbia with 26 blocks (1.0 per game)
  - > Posted four games with three-or-more blocks
  - > Swatted a career-best four against Harvard (Feb. 2)
- Shot 59.6 percent from the field
- Averaged 14.2 minutes per game

M

# 14



# RICO OZUNA-HARRISON

**Sophomore**  
**Guard | 5-11 | 170**  
**Detroit, Michigan | Cass Tech High School**  
**College of Literature, Science and the Arts | undecided major**  
**Born on September 20th, 1999 in Detroit, Mich.**

**WHO IS OZUNA-HARRISON ...**

- Quiet personality off the court, but very aggressive challenging U-M players in practice
- Quick and speedy guard
- Valuable member of U-M's scout team
- Known for his defensive pressure
- Caught coach Beilein's eye during the walk-on tryout period; earning a place on U-M's scout team

**RICO OZUNA-HARRISON | CAREER BESTS**

	CAREER	2018-19 SEASON
Points	none	none
Field Goals	none	none
Field Goal Attempts	1, Alabama A&M (12/21/17)	none
3-Pt. Field Goals	none	none
3-Pt. Field Goal Attempts	1, Alabama A&M (12/21/17)	none
Free Throws	none	none
Free Throw Attempts	none	none
Rebounds	1, Alabama A&M (12/21/17)	none
Assists	none	none
Blocks	none	none
Steals	none	none
Minutes	3, Alabama A&M (12/21/17)	none

**RICO OZUNA-HARRISON | CAREER STATISTICS**

Career	G	S	Min	Avg	FG	FGA	FG%	3FG	3FGA	3FG%	FT	FTA	FT%	Off	Def	Reb	Avg	Foul	DQ	Ast	Avg	TO	Blk	Stl	Pts	Avg	W	L
2017-18 (COL)	26	1	369	14.2	53	89	.596	0	0	.000	10	23	.435	33	51	84	3.2	44	1	10	0.4	21	26	8	116	4.5	8	19
2018-19 (TR)	0	0	0	0.0	0	0	.000	0	0	.000	0	0	.000	0	0	0	0.0	0	0	0	0.0	0	0	0	0.0	13	0	
<b>Totals</b>	<b>26</b>	<b>1</b>	<b>369</b>	<b>14.2</b>	<b>53</b>	<b>89</b>	<b>.596</b>	<b>0</b>	<b>0</b>	<b>.000</b>	<b>10</b>	<b>23</b>	<b>.435</b>	<b>33</b>	<b>51</b>	<b>84</b>	<b>3.2</b>	<b>44</b>	<b>1</b>	<b>10</b>	<b>0.4</b>	<b>21</b>	<b>26</b>	<b>8</b>	<b>116</b>	<b>4.5</b>	<b>21</b>	<b>19</b>

**RICO OZUNA-HARRISON | 2018-19 GAME-BY-GAME**

OPPONENT	DATE	RESULT	G-S	FG	3FG	FT	O-D	RB	PF	PTS	A	B	S	MIN
NORFOLK STATE	11/6/2018	W, 63-44	DNP											
HOLY CROSS	11/10/2018	W, 56-37	DNP											
at #8/8 Villanova	11/14/18	W, 73-46	DNP											
vs. George Washington	11/17/2018	W, 84-61	DNP											
vs. Providence	11/18/2018	W, 66-47	DNP											
CHATTANOOGA	11/23/2018	W, 83-55	DNP											
#11/13 N. CAROLINA	11/28/2018	W, 84-67	DNP											
#19/18 PURDUE+	12/1/2018	W, 76-57	DNP											
at Northwestern+	12/4/2018	W, 62-60	DNP											
SOUTH CAROLINA	12/8/2018	W, 89-78	DNP											
WESTERN MICHIGAN	12/15/2018	W, 70-62	DNP											
AIR FORCE	12/22/2018	W, 71-50	DNP											
BINGHAMTON	12/30/2018	W, 74-52	DNP											
PENN STATE+	1/3/2019													
#21/22 INDIANA +	1/6/2019													
at Illinois+	1/10/2019													
NORTHWESTERN+	1/13/2019													
at Wisconsin+	1/19/2019													
MINNESOTA+	1/22/2019													
at Indiana+	1/25/2019													
OHIO STATE+	1/29/2019													
at Iowa+	2/1/2019													
at Rutgers+	2/5/2019													
WISCONSIN+	2/9/2019													
at Penn State+	2/12/2019													
MARYLAND+	2/16/2019													
at Minnesota+	2/21/2019													
MICHIGAN STATE+	2/24/2019													
NEBRASKA+	2/28/2019													
at Maryland+	3/3/2019													
at Michigan State+	3/9/2019													
BTT First Round	3/13/2019													
BTT Second Round	3/14/2019													
BTT Quarterfinal	3/15/2019													
BTT Semifinal	3/16/2019													
BTT Championship	3/17/2019													
NCAA First Round														
NCAA Second Round														
NCAA Sweet 16														
NCAA Elite Eight														
NCAA Final Four														
NCAA Championship														
^ overtime														

**Complete Bio is available MGoBlue.com**

**Michigan Career & Honors**

- Michigan Academic Achievement (2018)
- Helped U-M set the program record for single season victories with 33 (33-8, 2017-18)
- Helped U-M win its second straight Big Ten Tournament title at MSG in New York City
  - > Despite not dressing, U-M won four games in four days to secure back-to-back titles
- Helped U-M to the No. 3 seed in the 2018 NCAA Tournament
  - > Despite not dressing, U-M advanced to the Final Four & national title game

**Sophomore (2018-10)**

- Continues to be a valuable member of U-M practice squad

**Freshman (2017-18)**

- Added to the team after walk-on tryouts; member of the scout team
- A valuable member of the U-M practice squad, which was dubbed the new "Fab Five" by Coach John Beilein
- Played in one game off the bench
  - > Played in first collegiate game against Alabama A&M (Dec. 21), playing three minutes

**2018-19 Michigan Basketball**  
**Michigan Combined Team Statistics (as of Dec 30, 2018)**  
**All games**

<b>RECORD:</b>	<b>OVERALL</b>	<b>HOME</b>	<b>AWAY</b>	<b>NEUTRAL</b>
ALL GAMES	13-0	9-0	2-0	2-0
CONFERENCE	2-0	1-0	1-0	0-0
NON-CONFERENCE	11-0	8-0	1-0	2-0

##	Player	gp-gs	min	avg	Total		3-Point		F-Throw		Rebounds				pf	dq	a	to	blk	stl	pts	avg
					fg-fga	fg%	3fg-fga	3fg%	ft-fta	ft%	off	def	tot	avg								
13	Brazdeikis, Ignas	13-13	382	29.4	73-144	.507	18-42	.429	50-65	.769	18	48	66	5.1	25	0	15	15	6	10	214	16.5
01	Matthews, Charles	13-13	396	30.5	64-148	.432	14-45	.311	39-63	.619	25	43	68	5.2	20	0	15	19	7	16	181	13.9
02	Poole, Jordan	13-13	409	31.5	60-116	.517	34-68	.500	22-27	.815	4	47	51	3.9	24	0	29	21	3	11	176	13.5
04	Livers, Isaiah	13-0	279	21.5	36-71	.507	20-43	.465	11-15	.733	13	41	54	4.2	20	0	12	8	6	10	103	7.9
15	Teske, Jon	13-13	334	25.7	38-76	.500	3-15	.200	18-33	.545	26	56	82	6.3	28	0	11	7	27	10	97	7.5
03	Simpson, Zavier	13-13	405	31.2	35-84	.417	8-29	.276	9-19	.474	3	59	62	4.8	24	0	81	26	1	20	87	6.7
55	Brooks, Eli	13-0	214	16.5	22-49	.449	10-29	.345	2-3	.667	0	16	16	1.2	11	0	23	9	2	3	56	4.3
51	Davis, Austin	10-0	53	5.3	7-11	.636	0-0	.000	1-3	.333	5	6	11	1.1	7	0	1	4	1	1	15	1.5
11	Castleton, Colin	7-0	17	2.4	2-7	.286	0-1	.000	2-7	.286	6	7	13	1.9	5	0	1	2	0	0	6	0.9
23	Johns Jr., Brandon	9-0	35	3.9	2-4	.500	1-1	1.000	2-2	1.000	1	10	11	1.2	2	0	1	2	1	1	7	0.8
00	DeJulius, David	9-0	31	3.4	2-9	.222	1-7	.143	1-4	.250	0	1	1	0.1	4	0	2	3	0	2	6	0.7
24	Baird, CJ	7-0	13	1.9	1-5	.200	1-3	.333	0-0	.000	1	0	1	0.1	0	0	0	1	0	0	3	0.4
05	Nunez, Adrien	9-0	23	2.6	0-7	.000	0-7	.000	0-0	.000	1	2	3	0.3	3	0	0	1	0	0	0	0.0
32	Wilson, Luke	4-0	10	2.5	0-2	.000	0-2	.000	0-0	.000	0	0	0	0.0	0	0	0	1	0	0	0	0.0
Team											24	21	45				6					
Total.....		13	2601		342-733	.467	110-292	.377	157-241	.651	127	357	484	37.2	173	0	191	125	54	84	951	73.2
Opponents.....		13	2600		276-719	.384	66-212	.311	98-156	.628	106	311	417	32.1	217	2	126	174	33	39	716	55.1

<b>TEAM STATISTICS</b>	<b>MICH</b>	<b>OPP</b>	<b>Date</b>	<b>Opponent</b>	<b>Score</b>	<b>Att.</b>
SCORING	951	716	1	11/06/18	NORFOLK STATE	w 63-44 10109
Points per game	73.2	55.1	1	11/10/18	HOLY CROSS	w 56-37 12355
Scoring margin	+18.1	-	2	11/14/18	at Villanova	w 73-46 6501
FIELD GOALS-ATT	342-733	276-719	3	11/17/18	vs George Washington	w 84-61 7231
Field goal pct	.467	.384	3	11/18/18	vs Providence	w 66-47 6825
3 POINT FG-ATT	110-292	66-212		11/23/18	CHATTANOOGA	w 83-55 12010
3-point FG pct	.377	.311	4	11/28/18	NORTH CAROLINA	w 84-67 12707
3-pt FG made per game	8.5	5.1	*	12/01/18	PURDUE	w 76-57 12707
FREE THROWS-ATT	157-241	98-156	*	12/04/18	at Northwestern	w 62-60 7039
Free throw pct	.651	.628		12/08/18	SOUTH CAROLINA	w 89-78 12707
F-Throws made per game	12.1	7.5		12/15/18	WESTERN MICHIGAN	w 70-62 12707
REBOUNDS	484	417		12/22/18	AIR FORCE	w 71-50 12707
Rebounds per game	37.2	32.1		12/30/18	BINGHAMTON	w 74-52 12707
Rebounding margin	+5.2	-				
ASSISTS	191	126				
Assists per game	14.7	9.7				
TURNOVERS	125	174				
Turnovers per game	9.6	13.4				
Turnover margin	+3.8	-				
Assist/turnover ratio	1.5	0.7				
STEALS	84	39				
Steals per game	6.5	3.0				
BLOCKS	54	33				
Blocks per game	4.2	2.5				
ATTENDANCE	110716	27596				
Home games-Avg/Game	9-12302	2-6770				
Neutral site-Avg/Game	-	2-7028				

\* = Conference game  
1 = Basketball Hall of Fame Tip-Off, Ann Arbor, Mich. (Crisler Center)  
2 = Gavitt Games, Villanova, Pa. (Finneran Pavilion)  
3 = Basketball Hall of Fame Tip-Off, Uncasville, Conn. (Mohegan Sun)  
4 = ACC/B1G Challenge, Ann Arbor, Mich. (Crisler Center)

<b>Score by Periods</b>	<b>1st</b>	<b>2nd</b>	<b>Totals</b>
Michigan	459	492	951
Opponents	331	385	716



**2018-19 Michigan Basketball**  
**Michigan Combined Team Statistics (as of Dec 30, 2018)**  
**Conference games only**

<b>RECORD:</b>	<b>OVERALL</b>	<b>HOME</b>	<b>AWAY</b>	<b>NEUTRAL</b>
ALL GAMES	2-0	1-0	1-0	0-0
CONFERENCE	2-0	1-0	1-0	0-0
NON-CONFERENCE	0-0	0-0	0-0	0-0

#	Player	gp-gs	min	avg	Total		3-Point		F-Throw		Rebounds				pf	dq	a	to	blk	stl	pts	avg
					fg-fga	fg%	3fg-fga	3fg%	ft-fa	ft%	off	def	tot	avg								
02	Poole, Jordan	2-2	69	34.5	13-19	.684	6-10	.600	4-4	1.000	0	7	7	3.5	2	0	3	4	0	1	36	18.0
13	Brazdeikis, Ignas	2-2	66	33.0	13-25	.520	5-9	.556	4-5	.800	2	4	6	3.0	1	0	4	1	1	2	35	17.5
15	Teske, Jon	2-2	63	31.5	8-13	.615	2-4	.500	7-10	.700	5	13	18	9.0	3	0	3	2	2	2	25	12.5
03	Simpson, Zavier	2-2	68	34.0	10-24	.417	0-8	.000	0-1	.000	2	7	9	4.5	3	0	12	4	0	2	20	10.0
01	Matthews, Charles	2-2	58	29.0	4-18	.222	3-7	.429	1-2	.500	2	9	11	5.5	4	0	4	5	0	2	12	6.0
55	Brooks, Eli	2-0	27	13.5	2-4	.500	2-4	.500	0-0	.000	0	1	1	0.5	2	0	1	1	0	0	6	3.0
23	Johns Jr., Brandon	1-0	2	2.0	0-0	.000	0-0	.000	2-2	1.000	0	1	1	1.0	0	0	0	0	0	0	2	2.0
04	Livers, Isaiah	2-0	35	17.5	0-5	.000	0-3	.000	2-2	1.000	1	3	4	2.0	3	0	0	0	0	0	2	1.0
51	Davis, Austin	2-0	8	4.0	0-0	.000	0-0	.000	0-0	.000	0	2	2	1.0	4	0	0	2	0	0	0	0.0
32	Wilson, Luke	1-0	1	1.0	0-1	.000	0-1	.000	0-0	.000	0	0	0	0.0	0	0	0	0	0	0	0	0.0
24	Baird, CJ	1-0	1	1.0	0-1	.000	0-0	.000	0-0	.000	1	0	1	1.0	0	0	0	0	0	0	0	0.0
05	Nunez, Adrien	1-0	1	1.0	0-0	.000	0-0	.000	0-0	.000	0	0	0	0.0	1	0	0	0	0	0	0	0.0
00	DeJulius, David	1-0	1	1.0	0-0	.000	0-0	.000	0-0	.000	0	0	0	0.0	1	0	0	0	0	0	0	0.0
Team											5	4	9				1					
Total.....		2	400		50-110	.455	18-46	.391	20-26	.769	18	51	69	34.5	24	0	27	20	3	9	138	69.0
Opponents.....		2	400		45-113	.398	15-41	.366	12-19	.632	18	41	59	29.5	24	0	24	18	9	7	117	58.5

<b>TEAM STATISTICS</b>	<b>MICH</b>	<b>OPP</b>	<b>Date</b>	<b>Opponent</b>	<b>Score</b>	<b>Att.</b>
SCORING	138	117	* 12/01/18	PURDUE	w 76-57	12707
Points per game	69.0	58.5	* 12/04/18	at Northwestern	w 62-60	7039
Scoring margin	+10.5	-	* = Conference game			
FIELD GOALS-ATT	50-110	45-113	1 = Basketball Hall of Fame Tip-Off, Ann Arbor, Mich. (Crisler Center)			
Field goal pct	.455	.398	2 = Gavitt Games, Villanova, Pa. (Finneran Pavilion)			
3 POINT FG-ATT	18-46	15-41	3 = Basketball Hall of Fame Tip-Off, Uncasville, Conn. (Mohegan Sun)			
3-point FG pct	.391	.366	4 = ACC/B1G Challenge, Ann Arbor, Mich. (Crisler Center)			
3-pt FG made per game	9.0	7.5				
FREE THROWS-ATT	20-26	12-19				
Free throw pct	.769	.632				
F-Throws made per game	10.0	6.0				
REBOUNDS	69	59				
Rebounds per game	34.5	29.5				
Rebounding margin	+5.0	-				
ASSISTS	27	24				
Assists per game	13.5	12.0				
TURNOVERS	20	18				
Turnovers per game	10.0	9.0				
Turnover margin	-1.0	-				
Assist/turnover ratio	1.4	1.3				
STEALS	9	7				
Steals per game	4.5	3.5				
BLOCKS	3	9				
Blocks per game	1.5	4.5				
ATTENDANCE	12707	7039				
Home games-Avg/Game	1-12707	1-7039				
Neutral site-Avg/Game	-	0-0				

<b>Score by Periods</b>	<b>1st</b>	<b>2nd</b>	<b>Totals</b>
Michigan	80	58	138
Opponents	58	59	117