

# CSUN

## VOLLEYBALL



**MARCH 1, 2016**

**3.4.2016 / 4:30 P.M. (PST) NO. 12 CSUN @ NO. 6 PENN STATE**  
**3.5.2016 / 2:00 P.M. (PST) NO. 12 CSUN VS. MOUNT OLIVE**

**CONTACT: MATT MONROE**  
 matt.monroe@csun.edu  
 Web: [GoMatadors.com](http://GoMatadors.com)  
 Twitter: @CSUNMensVB

### 2016 SCHEDULE & RESULTS

OVERALL: **10-7** MPSF: **5-7**

JAN. 6	VS. CHARLESTON	W, 3-0
JAN. 8	VS. SACRED HEART <sup>2</sup>	W, 3-2
JAN. 8	VS. LINDENWOOD <sup>2</sup>	W, 3-0
JAN. 9	VS. NJIT <sup>2</sup>	W, 3-0
JAN. 13	VS. CAL BAPTIST <sup>1</sup>	W, 3-0
JAN. 15	VS. NO. 13 USC <sup>1</sup>	W, 3-1
JAN. 20	VS. CAL LUTHERAN	W, 3-0
JAN. 27	@ NO. 11 UCSB <sup>1</sup>	L, 0-3
JAN. 29	@ NO. 1 UCLA <sup>1</sup>	L, 1-3
FEB. 3	VS. NO. 9 PEPPERDINE <sup>1</sup>	L, 0-3
FEB. 6	VS. NO. 6 STANFORD <sup>1</sup>	L, 0-3
FEB. 10	@ USC <sup>1,4</sup>	W, 3-2
FEB. 12	@ CAL BAPTIST <sup>1</sup>	L, 2-3
FEB. 17	VS. NO. 11 UC IRVINE <sup>1</sup>	W, 3-1
FEB. 19	VS. UC SAN DIEGO <sup>1</sup>	W, 3-0
FEB. 26	@ NO. 2 BYU <sup>1</sup>	L, 0-3
FEB. 27	@ NO. 2 BYU <sup>1</sup>	L, 0-3
MAR. 4	@ NO. 6 PENN STATE	4:30 P.M.
MAR. 5	VS. MOUNT OLIVE <sup>3</sup>	2 P.M.
MAR. 11	VS. HAWAII <sup>1</sup>	7 P.M.
MAR. 12	VS. HAWAII <sup>1</sup>	7 P.M.
MAR. 18	@ LONG BEACH STATE <sup>1</sup>	7 P.M.
MAR. 19	VS. LONG BEACH STATE <sup>1</sup>	7 P.M.
MAR. 24	VS. UCLA <sup>1</sup>	7 P.M.
MAR. 26	VS. UC SANTA BARBARA <sup>1</sup>	7 P.M.
MAR. 30	@ STANFORD <sup>1</sup>	7 P.M.
APR. 2	@ PEPPERDINE <sup>1</sup>	7 P.M.
APR. 7	@ UC IRVINE <sup>1</sup>	7 P.M.
APR. 9	@ UC SAN DIEGO <sup>1</sup>	7 P.M.
APR. 16-23	MPSF TOURNAMENT	TBA
MAY 5-7	NCAA TOURNAMENT	TBA

\*All dates, times, and opponents are subject to change without notice.  
 \*All times Pacific.

#### HOME MATCHES IN BOLD AT THE MATADOME

1 - Mountain Pacific Sports Federation Match  
 2 - UCSB Asics Invitational, 3 - at University Park, PA  
 4 - Pac-12 Networks  
 No. # - AVCA National Ranking at Time of Match

## MPSF BREAK SENDS 12TH-RANKED MATADORS TO THE EAST COAST

VS.

**MATCH #18 INFORMATION**  
 NO. 12 CSUN MATADORS @ NO. 6 PENN ST. NITTANY LIONS

DATE:	Friday, Mar. 4, 2016
TIME:	4:30 p.m. PT
VENUE:	Rec Hall (6,502)
LOCATION:	University Park, PA
LIVE STATS:	Link at <a href="http://GoMatadors.com">GoMatadors.com</a>
LIVE STREAM:	Link at <a href="http://GoMatadors.com">GoMatadors.com</a>
RADIO:	None
IN-GAME TWITTER UPDATES:	@CSUNMensVB

VS.

**MATCH #19 INFORMATION**  
 NO. 12 CSUN MATADORS VS. MOUNT OLIVE

DATE:	Saturday, Mar. 5, 2016
TIME:	2:00 p.m. PT
VENUE:	Rec Hall (6,502)
LOCATION:	University Park, PA
LIVE STATS:	Link at <a href="http://GoMatadors.com">GoMatadors.com</a>
LIVE STREAM:	None
RADIO:	None
IN-GAME TWITTER UPDATES:	@CSUNMensVB

### FOR STARTERS

The 12th-ranked CSUN men's volleyball team (10-7, 5-7 MPSF) takes a break from the MPSF schedule this week as the Matadors travel to University Park, PA to take on the No. 6 Penn State Nittany Lions (12-2) and the Mount Olive Trojans (7-4). The non-conference match between CSUN and Penn State is scheduled for Friday at 4:30 p.m. (PST) with the Matadors taking on Mount Olive Saturday at 2 p.m. (PST). Top-ranked Long Beach State will also play in the four-team field with all matches being played at Penn State's Rec Hall. CSUN is 1-5 on the road this season after falling twice at No. 2 BYU last weekend.

### FOLLOW YOUR MATADORS ONLINE

Follow CSUN Matadors volleyball on-line at the official home of CSUN athletics, [www.GoMatadors.com](http://www.GoMatadors.com). All home matches will feature live stats and will be streamed live by the CSUN Sports Network via Big West TV while select road matches will feature an additional live audio broadcast. For road matches, related links to the match, including for any live stats, audio and video, will be posted before the match on the men's volleyball schedule page of [GoMatadors.com](http://GoMatadors.com). Fans are also encouraged to check the CSUN Athletics Department's official Twitter feed (@GoMatadors) and the volleyball-specific feed (@CSUNMensVB) for news and notes throughout the week as well as updates of matches in progress.

### LOOKING AHEAD

After two matches in Pennsylvania, CSUN returns home for a two-match set against No. 7 Hawai'i (Mar. 11-12). The Hawai'i series opens a stretch where the Matadors play five of their next six matches at home.

### CSUN PROBABLE STARTERS

##	Name	Pos.	Ht.	Yr.	K/S	Pct.	D/S	B/S	PTS
1	CJ Suarez	L	5-10	So.	0.54*	.000	1.96	0.00	0.0
3	Bradley Sakaida	OH	6-3	Jr.	1.38	.132	0.88	0.29	99.5
8	Sam Porter	S	6-3	Fr.	10.00*	.286	1.00	0.59	34.5
9	Dimitar Kalchev	OH	6-4	Fr.	2.98	.219	1.09	0.61	227.5
14	Jakub Ciesla	OPP	6-6	Jr.	3.54	.286	1.06	0.59	216.5
16	Brian O'Gorman	MB	6-10	Sr.	0.74	.250	0.16	0.79	25.5
18	Josiah Byers	MB	6-9	So.	1.93	.431	0.21	0.86	143.0

\* - Assists/Set

FOLLOW US @ [GoMatadors.com](http://GoMatadors.com)



[TWITTER.COM/CSUNMENSVB](https://twitter.com/CSUNMensVB)



[YOUTUBE.COM/NORTHDRIDGEATHLETICS](https://www.youtube.com/NorthridgeAthletics)

**FOR YOUR INFORMATION**

**General Information**

Name . . . . . California State University, Northridge  
 Preferred Abbreviation . . . . . CSUN  
 Mailing Address . . . . . 18111 Nordhoff Street  
 . . . . . Northridge, CA 91330-8301  
 Founded . . . . . 1958  
 Enrollment . . . . . 39,000  
 President . . . . . Dr. Dianne F. Harrison  
 Director of Athletics . . . . . Dr. Brandon E. Martin  
 Associate A.D./SWA . . . . . Ashlie Kite  
 Faculty Athletic Representative . . . . . Dr. Ed Jackiewicz  
 Nickname . . . . . Matadors  
 Colors . . . . . Red, White and Black  
 Conference . . . . . MPSF  
 Home Court (Capacity) . . . . The Matadome (2,000)

**Coaching Information**

Head Coach . . . . . Jeff Campbell (19th Year)  
 Alma Mater . . . . . CSUN, 1992  
 Overall Record . . . . . 273-264 (.508)  
 Record at CSUN . . . . . 273-264 (.508)  
 MPSF Record . . . . . 177-221 (.445)  
 Office Phone . . . . . (818) 677-4512  
 Assistant Coach . . . . . Theo Edwards (6th Year)  
 Assistant Coach . . . . . Travis Magorien (1st Year)  
 Vol. Assistant Coach . . . . . Mike Arone (13th Year)

**Sports Information**

Assoc. Media Relations Director . . . . . Matt Monroe  
 Office Phone . . . . . (818) 677-3247  
 e-mail . . . . . matt.monroe@csun.edu  
 Website . . . . . www.GoMatadors.com  
 Twitter . . . . . @CSUNMensVB

**Team Information**

2015 Record . . . . . 10-18  
 2015 MPSF Record . . . . . 7-15 (T-9th)  
 2015 Final National Ranking . . . . . 13th  
 Letterwinners Returning/Lost . . . . . 12/5  
 Starters Returning/Lost . . . . . 3 + libero/3

**Historical Information**

First Year of Men's Volleyball . . . . . 1977  
 All-Time Record . . . . . 603-532 (.531)  
 All-Time MPSF Record . . . . . 231-259 (.471)  
 MPSF Championships . . . . . 0  
 All-MPSF Selections . . . . . 42

**WE ARE CSUN ....**

In June 2014, CSUN Athletics launched a rebranding initiative. We are now "CSUN" and request that be the reference for the institution and our Division I athletic programs. We ask that you please not refer to the school in print or in other media formats as "Cal State Northridge", "CS Northridge", "CSU Northridge", "CS North" or "Northridge". Both the men's and women's programs are the "Matadors" and there is no need to add "Lady" before any women's athletic program.

**SCOUTING REPORTS**

**Penn State (12-2):** The sixth-ranked Nittany Lions have won 11 straight matches after opening the season 1-2. Penn State defeated Charleston (3-0) and George Mason (3-1) last week to improve to 8-1 at home. Junior outside hitter Chris Nugent leads the Nittany Lions averaging 4.20 kps on .331 hitting. Sophomore outside Jalen Penrose adds 3.60 kps for Penn State which is hitting .303 as a team.

**Mount Olive (7-4):** The Trojans, from Conference Carolinas, had their four-match win streak snapped in a straight-set loss to Erskine last week. Mount Olive is led by sophomore outside Peyton Schirman who averages a team-high 3.63 kps. Sophomore opposite Robert Poole adds 3.32 kps for the Trojans who are hitting .323 as a team through 11 matches.

**SERIES STORIES**

Friday's match is the 14th meeting all-time between CSUN and Penn State with the Nittany Lions holding a 9-4 lead in the series. Penn State has won four straight over the Matadors dating back to the NCAA Final Four in 2010. CSUN is 1-1 all-time at Rec Hall with the Nittany Lions taking a 3-0 decision in the most recent match in 2011. Saturday's match is the first ever meeting between CSUN and Mount Olive. The Matadors have played one other Conference Carolinas team in their history, sweeping Lees-McRae 30-23, 30-21, 30-19 in 2009.

**CSUN NOTCHES DOUBLE FIGURE WINS FOR 38TH TIME**

By picking up their 10th win of the season Feb. 19 against UC San Diego, the Matadors have now posted double figures in wins in 16 of the last 17 seasons and the 38th time in the 40 years of CSUN men's volleyball. Head coach Jeff Campbell has now posted double figure win totals in 17 of his 19 seasons at the helm of the program.

**KALCHEV MAINTAINS MPSF ACE LEAD**

Freshman Dimitar Kalchev maintained the MPSF lead in aces per set (0.65) after recording his 36th and 37th aces in CSUN's two matches at BYU. Kalchev is one ace behind UCLA's Micah Ma'a who also has 38 but is averaging 0.55 per set. The freshman from Kardzhali, Bulgaria equaled his season-high with six aces against UC Irvine on Feb. 17 which matched the six he served at top-ranked UCLA on Jan. 29. After being held without an ace at USC on Feb. 10, Kalchev now has 12 aces in CSUN's last five matches. He currently ranks third nationally behind Aleksa Brkovic of Barton (0.74) and Shalev Saada of Grand Canyon (0.70). With 37 aces this season, Kalchev already ranks ninth in CSUN's rally scoring era for a single season. Eric Vance holds the single-season record with 57 aces in 2009.

**300 IS CSUN'S MAGIC NUMBER**

A team hitting clip of .300 or better has been the magic number for the Matadors through their first 17 matches. When hitting at least .300 in a match, CSUN is a perfect 7-0 this season. When hitting below .299, the Matadors are 3-7. CSUN has hit .440 or higher twice this season, their high being .449 (39-8-69) against Cal Baptist on Jan. 13. Saturday's 3-0 loss at No. 2 BYU marked the Matadors' low point of the season as they hit .059 (29-24-85) in the straight-set loss to the Cougars.

**MATADORS IN NON-CONFERENCE MATCHES**

CSUN takes a perfect 5-0 record in non-conference matches into this weekend's action in Pennsylvania. The Matadors opened the season with a quartet of non-conference wins, defeating Charleston, Sacred Heart, Lindenwood and NJIT in succession. CSUN then swept Cal Lutheran on Jan. 20 to improve to 5-0 against non-conference foes. The Matadors won 15 of the 17 sets in those five wins, with only Sacred Heart forcing CSUN to five-sets on Jan. 8. The Matadors' last non-conference loss came nearly a year ago as Penn State swept the Matadors 25-20, 25-21, 25-16 on Mar. 13 in Long Beach.

**MATADOR NOTES**

Senior middle Brian O'Gorman was back in the starting lineup in the two matches at BYU last weekend. O'Gorman, who started against Cal Lutheran earlier this season, had eight kills on .263 hitting to go with four blocks and one ace against the Cougars. O'Gorman had three of CSUN's four blocks in Friday's loss ... The Matadors slipped to 2-6 against ranked teams following a pair of losses at No. 2 BYU ... After finishing an impressive 7-2 in January, CSUN slipped to 3-5 during the month of February.

**CAMPBELL IN 19TH SEASON AS MATADOR HEAD COACH**

Having become CSUN men's volleyball's all-time winningest coach during the 2010 season, Campbell picked up his most recent milestone win of his remarkable 19-year Matador career in CSUN's 3-2 win over 15th-ranked Ohio State on Mar. 15, 2014. The victory gave the Matador boss his 250th career victory. Campbell, who now has a career record of 273-264 (.508), reached the 150, 200 and 225 career milestones over the last eight seasons. Currently, the second-longest tenured head coach at CSUN (men's golf coach Jim Bracken is in his 30th season) Campbell has posted double figure win totals in 16 of his 18 seasons on the bench and notched a career-best 24 wins in 2009.

**SERIES RECORDS**

**MATADORS TRAIL 9-4**



Home: 2-1  
 Away: 1-1  
 Neutral: 1-7

**Current Streak:**  
 Penn State +4

**Last Meeting:**  
 3/13/15 - PSU def. CSUN  
 25-20, 25-21, 25-16

	PSU	CSUN
<b>KILLS/SET</b>	13.35	11.73
<b>HITTING PCT.</b>	.303	.268
<b>ASSISTS/SET</b>	12.59	11.02
<b>ACES/SET</b>	1.20	1.47
<b>DIGS/SET</b>	8.08	6.98
<b>BLOCKS/SET</b>	2.54	2.40

**FIRST EVER MEETING**



	UMO	CSUN
<b>KILLS/SET</b>	12.73	11.73
<b>HITTING PCT.</b>	.323	.268
<b>ASSISTS/SET</b>	11.85	11.02
<b>ACES/SET</b>	1.20	1.47
<b>DIGS/SET</b>	8.71	6.98
<b>BLOCKS/SET</b>	2.02	2.40

**MATADORS REMAIN 12TH IN WEEK EIGHT AVCA COACHES TOP-15 POLL**

Despite falling twice at No. 2 BYU, CSUN remained 12th in this week's AVCA Division III Top-15 Poll (released Feb. 29). The Matadors (10-7) received 79 points this week, down just three points from last week's total of 82. CSUN, which received a season-high 92 points on Feb. 1, has now been ranked among the AVCA Top-15 in eight of nine polls this season and in 212 of the last 238 weekly polls dating back to the 2002 season. Long Beach State (15-2) remained number one for the fourth straight week as the 49ers earned all 20 first-place votes and 300 total points. The rest of the top five remained unchanged as BYU (14-2) remained second followed by Stanford (14-2), UCLA (15-3) and Ohio State (13-3). CSUN's Friday opponent Penn State (12-2) is sixth this week followed by Hawai'i (10-7), Ball State (13-3), UC Santa Barbara (13-6) and Pepperdine (7-5). Rounding out this week's top-15 are Loyola-Chicago (11-4), the Matadors, Lewis (11-6), UC Irvine (4-12) and Cal Baptist (8-11).



**2016 AVCA COACHES TOP-15 POLL WEEK #8**

Rk	School	Record	Pts.
1.	Long Beach St (20)	15-2	300
2.	BYU	14-2	274
3.	Stanford	14-2	265
4.	UCLA	15-3	241
5.	Ohio State	13-3	208
6.	Penn State	12-2	200
7.	Hawai'i	10-7	160
8.	Ball State	13-3	155
9.	UC Santa Barbara	13-6	149
10.	Pepperdine	7-5	126
11.	Loyola-Chicago	11-4	112
<b>12.</b>	<b>CSUN</b>	<b>10-7</b>	<b>79</b>
13.	Lewis	11-7	54
13.	UC Irvine	4-12	44
15.	Cal Baptist	8-11	17

**Others Receiving Votes:** Erskine 9, Grand Canyon 3  
**NEXT POLL:** Mar. 7

**2016 TEAM SINGLE-MATCH HIGHS**

**Three-Set Matches**

**Kills:** ..... 42 vs. Charleston (1/6)  
**Attack %:** ..... 449 vs. Cal Baptist (1/13)  
**Assists:** ..... 37 vs. Cal Baptist (1/13)  
**Digs:** ..... 26 vs. Charleston (1/6)  
**Aces:** ..... 9 (2x), last vs. CLU (1/20)  
**Total Blocks:** ..... 14.5 vs. UCSD (2/19)

**Four-Set Matches**

**Kills:** ..... 56, vs. USC (1/15)  
**Attack %:** ..... 410, vs. USC (1/15)  
**Assists:** ..... 55, vs. USC (1/15)  
**Digs:** ..... 36, at UCLA (1/29)  
**Aces:** ..... 9, at UCLA (1/29)  
**Total Blocks:** ..... 9.0, at UCLA (1/29)

**Five-Set Matches**

**Kills:** ..... 59, at USC (2-10)  
**Attack %:** ..... 315 vs. Sacred Heart (1-8)  
**Assists:** ..... 58, at USC (2-10)  
**Digs:** ..... 39, at USC (2-10)  
**Aces:** ..... 8 vs. Sacred Heart (1-8)  
**Total Blocks:** ..... 18.5 at CBU (2-12)

**2016 STARTING LINEUPS**

Opponent	MB	MB	S	OH	OH	OPP	LIBERO
Charleston	Byers	Chance	Porter	Kalchev	Sakaida	Ciesla	Alegrado
Sacred Heart	Byers	Chance	Porter	Kalchev	Sakaida	Ciesla	Alegrado
Lindenwood	Byers	Chance	Porter	Kalchev	Sakaida	Ciesla	Suarez
NIIT	Byers	Chance	Porter	Kalchev	Sakaida	Ciesla	Suarez
Cal Baptist	Byers	Chance	Porter	Kalchev	Sakaida	Ciesla	Suarez
USC	Byers	Chance	Porter	Kalchev	Sakaida	Ciesla	Suarez
Cal Lutheran	Toth	O'Gorman	Waumans	Earnest	Starkey	Greene	Alegrado
UC Santa Barbara	Byers	Chance	Porter	Kalchev	Sakaida	Ciesla	Suarez
UCLA	Byers	Chance	Porter	Kalchev	Sakaida	Ciesla	Suarez
Pepperdine	Byers	Chance	Porter	Kalchev	Sakaida	Ciesla	Suarez
Stanford	Byers	Chance	Porter	Kalchev	Sakaida	Ciesla	Suarez
USC	Byers	Chance	Porter	Kalchev	Sakaida	Ciesla	Suarez
Cal Baptist	Byers	Chance	Porter	Kalchev	Sakaida	Ciesla	Suarez
UC Irvine	Byers	Chance	Porter	Kalchev	Sakaida	Ciesla	Suarez
UC San Diego	Byers	Chance	Porter	Kalchev	Sakaida	Ciesla	Suarez
BYU	Byers	O'Gorman	Porter	Kalchev	Sakaida	Ciesla	Suarez
BYU	Byers	O'Gorman	Porter	Kalchev	Sakaida	Ciesla	Suarez
Penn State							
Mount Olive							
Hawaii							
Hawaii							
Long Beach State							
Long Beach State							
UCLA							
UC Santa Barbara							
Stanford							
Pepperdine							
UC Irvine							
UC San Diego							

**CSUN WEEK-BY-WEEK IN THE AVCA POLL**

WEEK	RECORD	RANK (PTS)
Preseason	—	RV (19)
Jan. 11	4-0	14th (32)
Jan. 18	6-0	12th (80)
Jan. 25	7-0	12th (83)
Feb. 1	7-2	12th (92)
Feb. 8	7-4	11th (80)
Feb. 15	8-5	13th (57)
Feb. 22	10-5	12th (82)
Feb. 29	10-7	12th (79)
Mar. 7		
Mar. 14		
Mar. 21		
Mar. 28		
Apr. 4		
Apr. 11		
Apr. 18		

**MPSF/MOLTEN  
PLAYER OF THE WEEK**

Date	
Jan. 11	Mitch Stahl, MB, UCLA
Jan. 18	TJ DeFalco, OH, LBSU
Jan. 25	Matt Marsh, OPP, UCSB
Feb. 1	Jake Arnitz, OH, UCLA
Feb. 8	Enrique Garcia, MB, CBU
Feb. 15	Madison Hayden, OH, Stanford
Feb. 22	Gabriel Vega, OPP, Stanford
Feb. 29	TJ DeFalco, OH, LBSU



**AVCA PLAYER OF THE WEEK**

Date	
Jan. 11	Mitch Stahl, MB, UCLA
Jan. 18	TJ DeFalco, OH, LBSU
Jan. 25	Chris Nugent, OH, Penn State
Feb. 1	Nolan Albrecht, OH, Belmont
Feb. 8	Enrique Garcia, MB, CBU
Feb. 15	Miles Johnson, OH, Ohio State
Feb. 22	Gabriel Vega, OPP, Stanford



**2016 MPSF STANDINGS**

	MPSF			OVERALL			HOME	AWAY	NEUT.	AVCA RANK
	W	L	PCT.	W	L	PCT.				
Long Beach State*	12	2	.857	15	2	.882	7-1	5-1	3-0	No. 1
Stanford*	12	2	.857	14	2	.875	6-0	8-2	0-0	No. 3
BYU	10	2	.833	14	2	.875	7-1	7-1	0-0	No. 2
UCLA	11	3	.786	15	3	.833	6-1	8-2	1-0	No. 4
UC Santa Barbara	9	5	.643	13	6	.684	8-1	5-5	0-0	No. 9
Pepperdine	6	5	.545	7	5	.583	4-3	3-2	0-0	No. 10
<b>CSUN</b>	<b>5</b>	<b>7</b>	<b>.417</b>	<b>10</b>	<b>7</b>	<b>.588</b>	<b>6-2</b>	<b>1-5</b>	<b>3-0</b>	<b>No. 12</b>
Hawai'i	5	7	.417	10	7	.688	8-3	2-4	0-0	No. 7
Cal Baptist	3	11	.214	8	11	.421	3-7	2-4	3-0	No. 15
UC Irvine	3	11	.214	4	12	.250	2-6	1-5	1-1	No. 14
USC	3	11	.214	3	13	.188	2-6	1-6	0-1	-
UC San Diego	0	13	.000	4	14	.235	3-6	1-8	0-0	-

\* - Clinched MPSF Tournament berth

**THIS WEEK IN THE MPSF**

**Wednesday, Mar. 2**

UC Santa Barbara @ UCLA	7 pm
Pepperdine @ UC San Diego	7 pm
BYU @ Hawaii	7 pm

**Thursday, Mar. 3**

USC @ Cal Baptist	7 pm
-------------------	------

**Friday, Mar. 4**

Long Beach State vs. Mount Olive	5 pm
UC San Diego @ UC Irvine	7 pm
UCLA @ UC Santa Barbara	7 pm
BYU @ Hawaii	7 pm
<b>CSUN @ Penn State</b>	<b>7:30 pm</b>

**Saturday, Mar. 5**

<b>CSUN vs. Mount Olive</b>	<b>5 pm</b>
Cal Baptist @ USC	7 pm
UC Irvine @ UC San Diego	7 pm
Long Beach State @ Penn State	7:30 pm

**Sunday, Mar. 6**

Stanford @ Pepperdine	5 pm
-----------------------	------

**LAST WEEK IN THE MPSF**

**Wednesday, Feb. 24**

@ UC Santa Barbara 3 - USC 0
@ UCLA 3 - Cal Baptist 0
Long Beach State 3 - @ Hawaii 1

**Thursday, Feb. 25**

Stanford 3 - @ UC San Diego 0
-------------------------------

**Friday, Feb. 19**

@ <b>BYU 3 - CSUN 0</b>
Stanford 3 - @ UC Irvine 0
@ UC Santa Barbara 3 - Cal Baptist 0
Long Beach State 3 - @ Hawaii 0

**Saturday, Feb. 20**

Pepperdine 3 - @ UC Irvine 2
@ <b>BYU 3 - CSUN 0</b>
UCLA 3 - @ USC 1

**MATADORS TABBED 10TH IN MPSF PRESEASON POLL**

CSUN was picked to finish 10th in the 2016 Preseason Coaches Poll announced by the Mountain Pacific Sports Federation on Thursday, Dec. 10. The Matadors earned 30 points following a 10-18 (7-15 MPSF) season in 2015. CSUN returns four starters and 10 letterwinners from 2015 and is expected to feature a young and up and coming squad in 2016. Only two seniors grace the 2016 roster while a host of first and second-year players are expected to play key roles beginning in January. Junior Jakub Ciesla returns as the team's leading hitter after putting down 180 kills (2.43 kps) in 2015. Fellow junior Bradley Sakaida, who led the team with 147 digs last season, also returns as do sophomores Arvis Greene, Jr. and Josiah Byers who showed glimpses of their potential in limited action as freshmen. Campbell will also look to a talented group of first-year players including true freshmen Schyler Lillethorup and Dimitar Kalchev and redshirt freshmen Eric Chance and Justin Toth.

**MPSF PRESEASON POLL**

TEAM (1ST-PLACE VOTES)	PTS.
1. BYU (8)	112
2. UC Irvine (2)	106
3. UCLA (1)	95
4. Long Beach State	89
5. UC Santa Barbara (1)	86
6. Hawai'i	75
7. Pepperdine	63
8. Stanford	53
9. USC	50
<b>10. CSUN</b>	<b>30</b>
11. Cal Baptist	21
12. UC San Diego	12



2016 MATCH-BY-MATCH LEADERS

Date	Opponent	Score	W/L	Att.	KILLS LEADER	ASSISTS LEADER	DIGS LEADER	BLOCKS LEADER	W-L	MPSF
1.6	Charleston	3-0	W	175	Kalchev - 14	Porter - 33	Alegrado - 7	Byers - 4	1-0	0-0
1.8	vs. Sacred Heart ^	3-2	W	50	Ciesla - 15	Porter - 51	Kalchev - 6	Chance - 5	2-0	0-0
1.8	vs. Lindenwood ^	3-0	W	50	Kalchev - 8	Porter - 24	Suarez - 7	Two with - 2	3-0	0-0
1.9	vs. NJIT ^	3-0	W	210	Ciesla - 13	Porter - 32	Suarez - 8	Chance - 5	4-0	0-0
1.13	Cal Baptist*	3-0	W	213	Ciesla - 13	Porter - 34	Kalchev - 6	Chance - 6	5-0	1-0
1.15	#13 USC*	3-1	W	467	Ciesla - 19	Porter - 52	Suarez - 10	Porter - 5	6-0	2-0
1.20	Cal Lutheran	3-0	W	296	Greene - 12	Waumans - 15	Alegrado - 5	Starkey - 5	7-0	2-0
1.27	@ #11 UCSB*	0-3	L	148	Two with - 9	Porter - 22	Porter - 4	Porter - 3	7-1	2-1
1.29	@ #1 UCLA*	1-3	L	751	Kalchev - 25	Porter - 47	Suarez - 11	Two with - 4	7-2	2-2
2.3	#9 Pepperdine*	0-3	L	402	Kalchev - 9	Porter - 23	Suarez - 7	Chance - 3	7-3	2-3
2.6	#6 Stanford*	0-3	L	369	Greene - 8	Porter - 26	Suarez - 7	Byers - 5	7-4	2-4
2.10	USC*	3-2	W	350	Kalchev - 20	Porter - 51	Ciesla - 10	Chance - 4	8-4	3-4
2.12	Cal Baptist*	1-3	L	350	Ciesla - 27	Porter - 47	Porter - 9	Byers - 9	8-5	3-5
2.17	#11 UC Irvine*	3-1	W	315	Ciesla - 25	Porter - 47	Sakaida - 9	Two with - 3	9-5	4-5
2.19	UC San Diego*	3-0	W	279	Byers - 9	Porter - 24	Suarez - 8	Byers - 7	10-5	5-5
2.26	#2 BYU*	0-3	K	3519	Ciesla - 10	Porter - 33	Suarez - 7	O'Gorman - 3	10-6	5-6
2.27	#2 BYU*	0-3	L	3445	Two with - 6	Porter - 25	Suarez - 8	Four with - 1	10-7	5-7
3.4	#6 Penn State									
3.5	Mount Olive									
3.11	Hawai'i*									
3.12	Hawai'i*									
3.18	Long Beach State*									
3.19	Long Beach State*									
3.24	UCLA*									
3.26	UC Santa Barbara*									
3.30	Stanford*									
4.2	Pepperdine*									
4.7	UC Irvine*									
4.9	UC San Diego*									

\* - MPSF match, ^ - Asics UCSB Invitational, (#) - National ranking at time of match, **Bold** - home match

WHERE CSUN RANKS IN THE



TEAM

Category	Statistic	Rank
Hitting Percentage	.284	7th
Opponent Hitting Pct.	.225	2nd
Kills Per Set	11.83	9th
Assists Per Set	11.06	9th
Blocks Per Set	2.57	5th
Aces Per Set	1.56	3rd
Digs Per Set	6.76	12th

INDIVIDUAL

KILLS

Player	Statistic	Rank
Jakub Ciesla	3.54	5th
Dimitar Klachev	2.98	15th

HITTING PCT.

Player	Statistic	Rank
Josiah Byers	.431	10th

ASSISTS

Player	Statistic	Rank
Sam Porter	10.00	5th

ACES

Player	Statistic	Rank
Dimitar Kalchev	0.65	1st

DIGS

Player	Statistic	Rank
CJ Suarez	1.96	7th

BLOCKS

Player	Statistic	Rank
Eric Chance	0.96	15th

POINTS

Player	Statistic	Rank
Jakub Ciesla	4.01	8th
Dimitar Kalchev	3.99	9th



WHERE CSUN RANKS IN THE



TEAM

Category	Statistic	Rank
Hitting Percentage	.268	21st
Kills Per Set	11.73	23rd
Assists Per Set	11.02	25th
Blocks Per Set	2.40	11th
Aces Per Set	1.47	11th
Digs Per Set	6.98	37th

INDIVIDUAL

KILLS

Player	Statistic	Rank
Jakub Ciesla	3.54	19th
Dimitar Kalchev	2.98	47th

HITTING PCT.

Player	Statistic	Rank
Jakub Ciesla	.286	50th

ASSISTS

Player	Statistic	Rank
Sam Porter	10.00	14th

ACES

Player	Statistic	Rank
Dimitar Kalchev	0.65	3rd

BLOCKS

Player	Statistic	Rank
Eric Chance	0.96	34th
Josiah Byers	0.86	45th

DIGS

Player	Statistic	Rank
CJ Suarez	1.96	28th

POINTS


Player	Statistic	Rank
Jakub Ciesla	4.01	27th
Dimitar Kalchev	3.99	28th

**CSUN BY THE NUMBERS**

Overall:	10-7
Home:	6-2
Away:	1-5
Neutral:	3-0
vs. Ranked Teams:	2-6
vs. Unranked Teams:	8-1
vs. MPSF:	5-7
vs. Non-Conference:	5-0
In Three Sets:	6-5
In Four Sets:	2-1
In Five Sets:	2-1
CSUN Wins Set One:	10-1
CSUN Loses Set One:	0-6
CSUN Wins Set Two:	7-1
CSUN Loses Set Two:	3-6
CSUN Wins Set Three:	9-1
CSUN Loses Set Three:	1-6
CSUN Wins Set Four:	1-0
CSUN Loses Set Four:	3-2
CSUN has more Kills:	10-1
CSUN has fewer Kills:	0-5
Kills are the same:	0-1
CSUN has more Digs:	6-4
CSUN has fewer Digs:	4-2
Digs are the same:	0-1
CSUN has more Blocks:	6-0
CSUN has fewer Blocks:	4-7
Blocks are the same:	0-0
CSUN leads in Aces:	10-2
Opponent leads in Aces:	0-4
Aces are the same:	0-1
CSUN leads in Attack %:	9-1
Opponent leads in Attack %:	1-6
Attack % is the same:	0-0
CSUN hits .400 or Better:	3-0
CSUN hits .350-.399:	1-0
CSUN hits .300-.349:	3-0
CSUN hits .200-.299:	3-3
CSUN hits .200 or Below:	0-4
On Monday:	0-0
On Tuesday:	0-0
On Wednesday:	5-2
On Thursday:	0-0
On Friday:	4-3
On Saturday:	1-2
On Sunday:	0-0
In January:	7-2
In February:	3-5
In March:	0-0
In April/May:	0-0
Longest CSUN Win Streak:	7
Current CSUN Streak:	-2

**ATTENDANCE**

	Dates	Total	Avg.
Home	8	1745	218
Road	6	8563	1427
Neutral	3	310	103



**2016 CSUN MATADOR MEN'S VOLLEYBALL**

NO	NAME	POS	HT	WT	YR	EXP	HOMETOWN (HS/LAST SCHOOL)
1	CJ Suarez*	L	5-10	165	So.	1V	Mission Hills, CA (Verdugo Hills HS)
2	Nick Alegrado*	L	5-8	150	Jr.	2V	Chula Vista, CA (Otay Ranch HS)
3	Bradley Sakaida*	OH/L	6-2	165	Jr.	2V	Oak Park, CA (Oak Park HS)
5	Chance Earnest	OH	6-3	180	Jr.	1V	Los Angeles, CA (Palisades Charter HS)
7	Mitch Theisen	L	6-1	180	So.	1V	Dubuque, IA (Wahlert Catholic HS)
8	Sam Porter	S	6-3	170	Fr.	HS	Chesapeake, VA (Western Branch HS)
9	Dimitar Kalchev	OH	6-4	180	Fr.	HS	Kardzhali, Bulgaria (Hristo Botev FLHS)
10	Schylar Lillethorup	S	6-4	180	Fr.	HS	Apopka, FL (Apopka HS)
12	Arvis Greene, Jr.*	OH	6-7	205	So.	1V	Los Angeles, CA (University HS)
13	Parker Maki	OH	6-5	180	Fr.	HS	Newbury Park, CA (Newbury Park HS)
14	Jakub Ciesla*	OH	6-6	210	Jr.	2V	Boca Raton, FL (Olympic Heights HS)
15	Dan Starkey	OPP	6-3	180	Sr.	1V	Round Lake, IL (Grant Community HS/Long Beach CC)
16	Brian O'Gorman*	MB	6-10	215	Sr.	3V	Merrick, NY (John F. Kennedy HS)
17	Eric Chance*	MB	6-8	210	Fr.	RS	Redondo Beach, CA (El Segundo HS)
18	Josiah Byers	MB	6-9	215	So.	1V	Sacramento, CA (Natomas HS)
19	Emerson Waumans*	OH	6-7	220	Fr.	RS	Carlsbad, CA (Carlsbad HS)
20	Justin Toth*	MB	6-10	220	Fr.	RS	Shorewood, IL (Minooka Community HS)

\* - Utilized Redshirt Season

**Head Coach** - Jeff Campbell, 19th Season  
**Assistant Coach** - Theo Edwards, 6th Season  
**Assistant Coach** - Travis Magorien, 1st Season  
**Volunteer Assistant** - Mike Arone, 13th Season

**PRONUNCIATION GUIDE**

Nick Alegrado.....	AL-uh-GRAH-doe
Josiah Byers.....	JOE-sy-uh
Jakub Ciesla.....	CHESS-la
Dimitar Kalchev.....	CALL-chev
Schylar Lillethorup.....	LILLA-thorup
Parker Maki.....	Mack-ee
Bradley Sakaida.....	Suh-KYE-duh
Mitch Theisen.....	TIE-sun
Emerson Waumans.....	WAH-muns

# MATADOR SEASON AND CAREER HIGHS

## #1 CJ SUAREZ

5-10, 165, So., Libero • Mission Hills, CA

### 2016 SEASON HIGHS

**Kills:** 0  
**Attempts:** 0  
**Assists:** 5, at Cal Baptist (2/12)  
**Aces:** 0  
**Digs:** 11, at UCLA (1/29)

### CSUN CAREER HIGHS

**Kills:** 0  
**Attempts:** 0  
**Assists:** 5, at Cal Baptist (2/12/16)  
**Aces:** 0  
**Digs:** 11 (3x), last at UCLA (1/29/16)

## #2 NICK ALEGRADO

5-8, 150, Jr., Libero • Chula Vista, CA

### 2016 SEASON HIGHS

**Kills:** 0  
**Attempts:** 1, vs. Cal Lutheran (1/20)  
**Assists:** 2, vs. Cal Lutheran (1/20)  
**Aces:** 0  
**Digs:** 7, vs. Charleston (1/6)

### CSUN CAREER HIGHS

**Kills:** 0  
**Attempts:** 1 (3x), last vs. Cal Lutheran (1/20/15)  
**Assists:** 5, vs. Cal Baptist (3/20/15)  
**Aces:** 0  
**Digs:** 8, at Stanford (1/23/15)

## #3 BRADLEY SAKAIDA

6-2, 165, Jr., OH/Libero • Oak Park, CA

### 2016 SEASON HIGHS

**Kills:** 11, vs. Sacred Heart (1/8)  
**Attempts:** 22, vs. Sacred Heart (1/8)  
**Hitting Pct:** .500, vs. Cal Baptist (1/13)  
**Blocks:** 3, at Cal Baptist (2/12)  
**Assists:** 3, at USC (2/10)  
**Aces:** 3, vs. USC (1/15)  
**Digs:** 9, vs. UC Irvine (2/17)

### CSUN CAREER HIGHS

**Kills:** 17, vs. Pepperdine (3/28/15)  
**Attempts:** 30 (2x), last at LBSU (4/18/15)  
**Hitting Pct:** .700, vs. IPFW (1/9/15)  
**Blocks:** 5 (4x), last at UC San Diego (4/3/15)  
**Assists:** 6, at Cal Baptist (1/28/15)  
**Aces:** 3 (2x), last vs. USC (1/15/15)  
**Digs:** 20, vs. Pacific (2/28/14)

## #5 CHANCE EARNEST

6-3, 180, Jr., OH • Los Angeles, CA

### 2016 SEASON HIGHS

**Kills:** 5, vs. Cal Lutheran (1/20)  
**Attempts:** 15, vs. Cal Lutheran (1/20)  
**Hitting Pct:** .267, vs. Cal Lutheran (1/20)  
**Blocks:** 1 (2x), last at USC (2/10)  
**Assists:** 0  
**Aces:** 2, vs. Cal Lutheran (1/20)  
**Digs:** 3, vs. Cal Lutheran (1/20)

### CSUN CAREER HIGHS

**Kills:** 5 (2x), last vs. Cal Lutheran (1/20/15)  
**Attempts:** 15, vs. Cal Lutheran (1/20/15)  
**Hitting Pct:** .500, vs. UC Irvine (1/23/13)  
**Blocks:** 3, at UC Santa Barbara (3/13/13)  
**Assists:** 5, at Pepperdine (4/4/13)  
**Aces:** 2, vs. Cal Lutheran (1/20/15)  
**Digs:** 6, vs. Hawaii (2/8/14)

## #7 MITCH THEISEN

6-1, 180, So., Libero • Dubuque, Iowa

### 2016 SEASON & CAREER HIGHS

**Kills:** 0  
**Attempts:** 0  
**Assists:** 0  
**Aces:** 1, vs. Lindenwood (1/8)  
**Digs:** 2, vs. UC Irvine (2/17)

### CSUN CAREER HIGHS

**Kills:** 0  
**Attempts:** 0  
**Assists:** 0  
**Aces:** 2, at UCLA (3/3/15)  
**Digs:** 2 (2x), last vs. UC Irvine (2/17/16)

## #8 SAM PORTER

6-3, 170, Fr., Setter • Chesapeake, VA

### 2016 SEASON & CAREER HIGHS

**Kills:** 3, vs. Charleston (1/6)  
**Attempts:** 3 (3x), last at Cal Baptist (2/12)  
**Hitting Pct:** 1.000 (2x), last vs. Lindenwood (1/8)  
**Blocks:** 5, vs. USC (1/15)  
**Assists:** 52, vs. USC (1/15)  
**Aces:** 2 (2x), last vs. NJIT (1/9)  
**Digs:** 9, at Cal Baptist (2/12)

## #9 DIMITAR KALCHEV

6-4, 180, Fr., OH • Kardzhali, Bulgaria

### 2016 SEASON & CAREER HIGHS

**Kills:** 25, at UCLA (1/29)  
**Attempts:** 45, at UCLA (1/29)  
**Hitting Pct:** .455, vs. Charleston (1/6)  
**Blocks:** 7, at Cal Baptist (2/12)  
**Assists:** 1 (6x), last at USC (2/10)  
**Aces:** 6 (2x), last vs. UC Irvine (2/17)  
**Digs:** 7, at USC (2/10)

## #10 SCHYLAR LILLETHORUP

6-4, 180, Fr., Setter • Apopka, FL

### 2016 SEASON & CAREER HIGHS

**Kills:** 0  
**Attempts:** 0  
**Hitting Pct:** .000  
**Blocks:** 0  
**Assists:** 0  
**Aces:** 0  
**Digs:** 0

## #12 ARVIS GREENE, JR.

6-7, 205, So., OH • Los Angeles, CA

### 2016 SEASON HIGHS

**Kills:** 12, vs. Cal Lutheran (1/20)  
**Attempts:** 23, vs. Cal Lutheran (1/20)  
**Hitting Pct:** .304, vs. Cal Lutheran (1/20)  
**Blocks:** 3, vs. Cal Baptist (1/13)  
**Assists:** 1, vs. Stanford (2/6)  
**Aces:** 3, vs. Cal Lutheran (1/20)  
**Digs:** 4, vs. Stanford (2/6)

### CSUN CAREER HIGHS

**Kills:** 12 (2x), vs. Cal Lutheran (1/20/15)  
**Attempts:** 28, at Long Beach State (4/18/15)  
**Hitting Pct:** .667, vs. BYU (4/11/15)  
**Blocks:** 3 (4x), last vs. Cal Lutheran (1/20/15)  
**Assists:** 1, vs. Stanford (2/6/16)  
**Aces:** 3, vs. Cal Lutheran (1/20/15)  
**Digs:** 4, vs. Stanford (2/6/16)

## #14 JAKUB CIESLA

6-6, 210, Jr., OH • Boca Raton, Fla.

### 2016 SEASON HIGHS

**Kills:** 27, at Cal Baptist (2/12)  
**Attempts:** 54, at Cal Baptist (2/12)  
**Hitting Pct:** .536, vs. Sacred Heart (1/8)  
**Blocks:** 5, vs. Cal Baptist (1/13)  
**Assists:** 2, vs. UC Irvine (2/17)  
**Aces:** 3, at USC (2/10)  
**Digs:** 10, at USC (2/10)

### CSUN CAREER HIGHS

**Kills:** 27, at Cal Baptist (2/12/16)  
**Attempts:** 55, vs. Cal Baptist (3/20/15)  
**Hitting Pct:** .536, vs. Sacred Heart (1/8/16)  
**Blocks:** 6, vs. Pepperdine (3/28/15)  
**Assists:** 3, vs. BYU (3/8/14)  
**Aces:** 3 (4x), last at USC (2/10/16)  
**Digs:** 19, vs. Cal Baptist (3/20/15)

## #15 DAN STARKEY

6-3, 180, Sr., OPP • Round Lake, IL

### 2016 SEASON HIGHS

**Kills:** 5, vs. Cal Lutheran (1/20)  
**Attempts:** 11, vs. Cal Lutheran (1/20)  
**Hitting Pct:** .364, vs. Cal Lutheran (1/20)  
**Blocks:** 5, vs. Cal Lutheran (1/20)  
**Assists:** 0  
**Aces:** 2, vs. Cal Lutheran (1/20)  
**Digs:** 3, vs. Charleston (1/6)

### CSUN CAREER HIGHS

**Kills:** 6, vs. UC Irvine (2/11/15)  
**Attempts:** 16, at UC Santa Barbara (3/6/15)  
**Hitting Pct:** .364, vs. Cal Lutheran (1/20/15)  
**Blocks:** 5, vs. Cal Lutheran (1/20/15)  
**Assists:** 1, vs. UC Irvine (2/11/15)  
**Aces:** 2 (2x), last vs. Cal Lutheran (1/20/15)  
**Digs:** 4, vs. UC Irvine (2/11/15)

## #16 BRIAN O'GORMAN

6-10, 215, Sr., MB • Merrick, NY

### 2016 SEASON HIGHS

**Kills:** 4 (2x), last at BYU (2/27)  
**Attempts:** 10, at BYU (2/27)  
**Hitting Pct:** 1.000, vs. UC San Diego (2/19)  
**Blocks:** 4 (2x), last at Cal Baptist (2/12)  
**Assists:** 1 (2x), last at Cal Baptist (2/12)  
**Aces:** 1 (2x), last at BYU (2/27)  
**Digs:** 2, at Cal Baptist (2/12)

### CSUN CAREER HIGHS

**Kills:** 6 (2x), last vs. St. Francis (1/9/15)  
**Attempts:** 12, vs. Pacific (1/4/14)  
**Hitting Pct:** 1.000 (3x), vs. Lindenwood (1/8/15)  
**Blocks:** 7, vs. Pacific (1/4/14)  
**Assists:** 1 (7x), last at Cal Baptist (2/12/16)  
**Aces:** 3, vs. George Mason (1/13/15)  
**Digs:** 4, vs. UC San Diego (1/16/15)

## #17 ERIC CHANCE

6-8, 210, R-Fr., MB • Redondo Beach, CA

### 2016 SEASON & CAREER HIGHS

**Kills:** 12, vs. USC (1/15)  
**Attempts:** 16 (2x), last at USC (2/10)  
**Hitting Pct:** .857, vs. USC (1/15)  
**Blocks:** 6 (2x), last vs. UC San Diego (2/19)  
**Assists:** 2, vs. Pepperdine (2/3)  
**Aces:** 1 (2x), last at UCLA (1/29)  
**Digs:** 2 (2x), last vs. Lindenwood (1/8)

## #18 JOSIAH BYERS

6-9, 215, So., MB • Sacramento, CA

### 2016 SEASON HIGHS

**Kills:** 13, vs. UC Irvine (2/17)  
**Attempts:** 19, vs. UC Irvine (2/17)  
**Hitting Pct:** .900, vs. UC San Diego (2/19)  
**Blocks:** 9, at Cal Baptist (2/12)  
**Assists:** 1 (3x), last vs. UC Irvine (2/17)  
**Aces:** 2, vs. Sacred Heart (1/8/16)  
**Digs:** 3, at UCLA (1/29)

### CSUN CAREER HIGHS

**Kills:** 13, vs. UC Irvine (2/17/16)  
**Attempts:** 22, at Long Beach State (4/18/15)  
**Hitting Pct:** .900, vs. UC San Diego (2/19/16)  
**Blocks:** 9 (2x), last at Cal Baptist (2/12/16)  
**Assists:** 1 (6x), last vs. UC Irvine (2/17/16)  
**Aces:** 2, vs. Sacred Heart (1/8/16)  
**Digs:** 3 (2x), last at UCLA (1/29/16)

## #19 EMERSON WAUMANS

6-7, 220, R-Fr., OH/S • Carlsbad, CA

### 2016 SEASON & CAREER HIGHS


**Kills:** 1, vs. Cal Lutheran (1/20)  
**Attempts:** 1, vs. Cal Lutheran (1/20)  
**Hitting Pct:** 1.000, vs. Cal Lutheran (1/20)  
**Blocks:** 1, vs. Cal Lutheran (1/20)  
**Assists:** 15, vs. Cal Lutheran (1/20)  
**Aces:** 1, vs. Cal Lutheran (1/20)  
**Digs:** 2, vs. Cal Lutheran (1/20)

## #20 JUSTIN TOTH

6-10, 220, R-Fr., MB • Shorewood, IL

### 2016 SEASON & CAREER HIGHS

**Kills:** 7, vs. Cal Lutheran (1/20)  
**Attempts:** 11, vs. Cal Lutheran (1/20)  
**Hitting Pct:** .545, vs. Cal Lutheran (1/20)  
**Blocks:** 4, vs. Cal Lutheran (1/20)  
**Assists:** 0  
**Aces:** 1, vs. Cal Lutheran (1/20)  
**Digs:** 1, vs. Sacred Heart (1/8)







In terms of wins and losses, Jeff Campbell has been the most successful coach at CSUN over the past 13 years. Campbell has posted 212 wins (over 16 wins per season) since the 2003 season which

is quite an accomplishment considering the Matadors play in the toughest men's volleyball conference in the country. He heads into his 19th season as the all-time winningest coach in CSUN men's volleyball history with 263 career victories.

The Matadors made history in 2010 becoming just the second CSUN team, and first since 1993, to reach the NCAA Tournament. Coming off their ninth consecutive postseason appearance in 2010, the Matadors won 23 matches for the second time since 2008 and finished tied for second in the MPSF, their highest finish ever. Northridge also earned its seventh consecutive top 10 national ranking (third). The remarkable 2010 season saw Northridge reach the MPSF Tournament championship for the first time since 1993. Behind the All-America performances of seniors Kevin McKniff and Jacek Ratajczak, the Matadors posted one of the finest seasons in Northridge history.

In all, Campbell has been instrumental in 16 players earning All-America honors and has had 36 players earn All-MPSF honors since 1998. Northridge has also been one of the team leaders in MPSF All-Academic honors. In 2006, CSUN had a record eight student-athletes garner MPSF Academic All-Conference honors, the most of any of the 12 schools in the Mountain Pacific Sports Federation. The Matadors have now had an impressive 43 student-athletes earn All-Academic honors in the

last nine seasons. Campbell and the Matadors got a taste of postseason success for the first time in 2005. That season, Northridge matched the 2004 team in terms of win total (19), its highest since 1993. Along the way, the Matadors claimed postseason wins over No. 7 Stanford at home and stunned No. 2 UCLA on the road. In 2005, Northridge wound up with its second straight No. 6 national ranking and Campbell joined the 100-win club with a 3-0 win over 15th-ranked George Mason on Mar. 16.

After the Matadors peaked with a #3 national ranking in 1991 and a spot in the 1993 NCAA Championship match under Price, Campbell has taken over and steadily led the Matadors back towards the top. After being out of the USA Today/AVCA Coaches Poll from 1998 to 1999, the Matadors have been ranked in the Top 15 virtually every week since then.

The 2000 squad put Matador volleyball back on the map. Although it finished under .500 with a 12-14 record, Northridge reached a #10 national ranking in the Feb. 29 USA Today/AVCA Poll and a #9 national ranking by Volleyball Magazine on Mar. 27. The Matadors defeated UCLA on Feb. 17, for their first win over the Bruins since 1992.

As the team's interim head coach in 1998, Campbell led the Matadors to a 10-14 overall record, which included upsets of nationally ranked teams such as No. 10 UC Santa Barbara, No. 10 Loyola Marymount, No. 12 Southern California, No. 12 Pacific and No. 15 San Diego State.

Campbell became just the third head coach in the 26-year history of the program when he was named the interim coach on Aug. 7, 1997. Following a national search, Campbell was hired officially to the post on April 8, 1998.

A former Matador player, Campbell joined the Matador coaching staff in 1991 and served as an assistant coach for seven years.

In addition to his assistant coaching duties

for the Matadors (1991-97), Campbell served as one of the assistants to U.S. National Team Head Coach Fred Sturm at the 1996 Olympics in Atlanta, Ga., and as the assistant coach for both the U.S. National "B" Team that toured Italy in the summer of 1994 and the U.S. Olympic Festival-'93 in San Antonio, Texas.

From 1992 to 1997, he also handled the head coaching duties of the Occidental College women's volleyball team, directing the Tigers to the Southern California Intercollegiate Athletic Conference postseason playoffs four times.

In 1986, Campbell began his coaching career as an assistant for the Chatsworth High School boys' volleyball team. From 1989-91, he served as the head girls' volleyball coach at Newbury Park High School. The Panthers posted a three-year overall mark of 33-17 under Campbell and qualified for the CIF playoffs all three seasons. Campbell concluded his high school tenure with a career record of 45-20 in four seasons.

As a volleyball player, Campbell played two years at Chatsworth High School where he was a two-time West Valley League Most Valuable Player. He also lettered two years in basketball for the Chancellors. Campbell garnered All-Valley Conference accolades in both seasons and was the team's captain as a senior.

After graduating from Chatsworth High School in 1984, Campbell played one season at UCLA and earned second team United States Volleyball Association All-American honors before coming to Cal State Northridge. He was the Matadors' captain and earned second team All-American and All-Western Intercollegiate Volleyball Association honors during the 1988 season.

Campbell played in 86 games of 24 matches and had 358 kills, 214 digs, 23 assists and 17 aces for Northridge during the 1988 campaign. He currently ranks tied for third in block solos (36) and fourth in digs per game average (2.49) on the single-season lists.

Campbell spent nine years (1991-1999) as the promoter and coordinator of the Cal State Northridge Grass Volleyball Series. He also played for the 1984 U.S. Junior National Pacific Rim team that toured China. In 1987, he was a member of the U.S. National Team that competed at the World Games in Yugoslavia.

A native of Chatsworth, Calif., the 6-7 former middle blocker graduated with a bachelor's degree in kinesiology at Cal State Northridge in 1992. A native of Chatsworth, Calif., the 6-7 former middle blocker graduated with a bachelor's degree in kinesiology at Cal State Northridge in 1992. A member of the American Volleyball Coaches Association, Campbell and his wife Robin have three children, Liam, Anna and Brendan and reside in Northridge.

## CAMPBELL VS. ALL FOES

Ball State	3-2
BYU	11-32
Cal Baptist	10-3
Cal Lutheran	1-0
Charleston	1-0
Concordia	2-0
George Mason	2-0
Grand Canyon	1-0
Harvard	2-1
Hawai'i	10-23
Hope International	3-0
IPFW	5-1
Lees-McRae	1-0
Lewis	3-2
Lindenwood	1-0
Long Beach State	16-22
Loyola-Chicago	4-2
Loyola Marymount	2-4
Mercyhurst	1-0
NJIT	3-0
Ohio State	1-2
Pacific	12-11
Penn State	1-5
Pepperdine	7-35
Princeton	0-1
Quincy	9-1
Rutgers-Newark	3-0
Sacred Heart	1-0
Saint Francis (Pa.)	1-0
San Diego State	2-1
Stanford	19-21
UC Irvine	12-27
UCLA	11-32
UC San Diego	34-1
UC Santa Barbara	25-19
UC Santa Cruz	4-0
USC	26-14

### NCAA Division I Conferences

EIVA	12-7
MIVA	28-9
MPSF	181-225

### Miscellaneous

Overall	273-264
Home	159-99
Away	93-146
Neutral	21-19
MPSF Tourney Matches	7-10
NCAA Tournament	0-1
MPSF (Reg. Season)	177-221
Home MPSF	106-91
Away MPSF	71-130

### Milestone Wins

No. 1	vs. Quincy (1-7-98)
No. 25	vs. UCSD (4-9-00)
No. 50	vs. Rutgers (3-19-02)
No. 75	at Pacific (1-30-04)
No. 100	vs. Geo. Mason (3-16-05)
No. 150	at Pacific (2-8-08)
No. 200	vs. Long Beach (2-11-10)
No. 225	at UC San Diego (2-24-12)
No. 250	vs. Ohio State (3-15-14)

YEAR	OVERALL					CONFERENCE		MPSF TOURNEY
	W-L	PCT	HOME	AWAY	NEUTRAL	W-L	FINISH	FINISH
1998	10-14	.417	6-7	4-7	0-0	6-13	6th	
1999	4-21	.160	2-11	2-10	0-0	2-17	7th	
2000	12-14	.463	9-5	3-9	0-0	7-12	6th	
2001	12-15	.444	9-5	3-8	0-2	4-13	6th	
2002	13-16	.448	7-8	6-8	0-0	8-14	T-8th	Quarterfinals
2003	18-12	.600	9-5	8-6	1-1	12-10	T-5th	Quarterfinals
2004	19-11	.633	12-3	6-7	1-1	13-9	T-5th	Quarterfinals
2005	19-14	.575	10-5	7-8	2-1	10-12	T-7th	Semifinals
2006	18-11	.621	8-4	9-6	1-1	13-9	6th	Quarterfinals
2007	18-15	.545	12-4	4-10	2-1	11-11	T-6th	Quarterfinals
2008	23-7	.767	12-1	10-4	1-2	17-5	3rd	Semifinals
2009	24-7	.774	14-2	8-4	2-1	16-6	3rd	Semifinals
2010	23-10	.697	11-3	9-6	3-1	15-7	T-2nd	Finals
2011	7-22	.241	4-9	2-12	1-2	5-17	T-10th	
2012	12-18	.400	9-6	2-11	1-1	8-14	8th	Quarterfinals
2013	11-15	.423	7-6	4-9	0-0	9-15	10th	
2014	10-17	.370	6-7	3-8	1-2	9-15	10th	
2015	10-18	.357	6-6	2-9	2-3	7-15	T-9th	
2016	10-7	.588	6-2	1-5	3-0	5-7		
<b>TOTALS</b>	<b>273-264</b>	<b>.508</b>	<b>159-99</b>	<b>93-146</b>	<b>21-19</b>	<b>177-221</b>		



# CSUN RADIO/TV ROSTER



**#1 CJ SUAREZ**  
>> L // 5-10 // 165 // SO.



**#2 NICK ALEGRADO**  
>> L // 5-8 // 150 // JR.



**#3 BRADLEY SAKAIDA**  
>> OH // 6-2 // 165 // JR.



**#5 CHANCE EARNEST**  
>> OH // 6-3 // 180 // JR.



**#7 MITCH THEISEN**  
>> L // 6-0 // 175 // FR.



**#8 SAM PORTER**  
>> S // 6-3 // 170 // FR.



**#9 DIMITAR KALCHEV**  
>> OH // 6-4 // 180 // FR.



**#10 S. LILLETHORUP**  
>> S // 6-4 // 180 // FR.



**#12 ARVIS GREENE**  
>> OH // 6-7 // 205 // SO.



**#13 PARKER MAKI**  
>> OH // 6-5 // 180 // FR.



**#14 JAKUB CIESLA**  
>> OH // 6-6 // 210 // JR.



**#15 DAN STARKEY**  
>> OH // 6-3 // 180 // SR.



**#16 BRIAN O'GORMAN**  
>> MB // 6-10 // 215 // SR.



**#17 ERIC CHANCE**  
>> MB // 6-8 // 210 // FR.



**#18 JOSIAH BYERS**  
>> MB // 6-9 // 215 // SO.



**#19 E. WAUMANS**  
>> OH // 6-7 // 220 // FR.



**#20 JUSTIN TOTH**  
>> MB // 6-10 // 220 // FR.




**JEFF CAMPBELL**  
>> HEAD COACH



**THEO EDWARDS**  
>> ASSISTANT COACH



**TRAVIS MAGORIEN**



**MIKE ARONE**

**2016 CSUN MEN'S VOLLEYBALL // MARCH 1, 2016**

**#1 CJ SUAREZ // LIBERO // 5-10 // SOPHOMORE // MISSION HILLS, CA // VERDUGO HILLS HS**

DATE	OPPONENT	RESULT	MS	SP	K	E	TA	PCT.	A	SA	SE	RE	DIG	BS	BA	TOT	PTS
1.6	Charleston	W, 3-0		2	0	0	0	.000	0	0	1	0	3	0	0	0	0.0
1.8	vs. Sacred Heart	W, 3-2		5	0	0	0	.000	1	0	0	1	4	0	0	0	0.0
1.8	vs. Lindenwood	W, 3-0	*	3	0	0	0	.000	1	0	0	1	7	0	0	0	0.0
1.9	vs. NJIT	W, 3-0	*	3	0	0	0	.000	1	0	0	1	8	0	0	0	0.0
1.13	Cal Baptist	W, 3-0	*	3	0	0	0	.000	3	0	0	1	4	0	0	0	0.0
1.15	USC	W, 3-1	*	4	0	0	0	.000	1	0	0	1	10	0	0	0	0.0
1.20	Cal Lutheran	W, 3-0															
DID NOT PLAY																	
1.27	at UC Santa Barbara	L, 0-3	*	3	0	0	0	.000	3	0	0	2	3	0	0	0	0.0
1.29	at UCLA	L, 1-3	*	4	0	0	0	.000	3	0	0	1	11	0	0	0	0.0
2.3	Pepperdine	L, 0-3	*	3	0	0	0	.000	1	0	0	1	7	0	0	0	0.0
2.6	Stanford	L, 0-3	*	3	0	0	0	.000	3	0	0	1	7	0	0	0	0.0
2.10	at USC	W, 3-2	*	5	0	0	0	.000	1	0	0	1	9	0	0	0	0.0
2.12	at Cal Baptist	L, 2-3	*	5	0	0	0	.000	5	0	0	1	6	0	0	0	0.0
2.17	UC Irvine	W, 3-1	*	4	0	0	0	.000	1	0	0	3	8	0	0	0	0.0
2.19	UC San Diego	W, 3-0	*	3	0	0	0	.000	1	0	0	1	8	0	0	0	0.0
2.26	at BYU	L, 0-3	*	3	0	0	0	.000	3	0	0	3	7	0	0	0	0.0
2.27	at BYU	L, 0-3	*	3	0	0	0	.000	2	0	0	1	8	0	0	0	0.0
3.4	at Penn State																
3.5	vs. Mount Olive																
3.11	Hawai'i																
3.12	Hawai'i																
3.18	at Long Beach State																
3.19	Long Beach State																
3.24	UCLA																
3.26	UC Santa Barbara																
3.30	at Stanford																
4.2	at Pepperdine																
4.7	at UC Irvine																
4.9	at UC San Diego																

**CAREER STATISTICS**

YEAR	SP	MP-MS	K	K/S	E	TA	PCT.	A	A/S	SA	SA/S	SE	RE	DIG	DIG/S	BS	BA	TOT	PTS
2015	90	240	0	0.00	1	1	-1.00	18	0.20	0	0.00	0	0	120	1.33	0	0	0	0.0
2016	56	16-14	0	0.00	0	1	.000	30	0.54	0	0.00	1	20	110	1.96	0	0	0	0.0
<b>TOTALS</b>	<b>146</b>	<b>40-14</b>	<b>0</b>	<b>0.00</b>	<b>1</b>	<b>2</b>	<b>-1.00</b>	<b>48</b>	<b>0.33</b>	<b>0</b>	<b>0.00</b>	<b>1</b>	<b>20</b>	<b>230</b>	<b>1.58</b>	<b>0</b>	<b>0</b>	<b>0</b>	<b>0.0</b>

**#2 NICK ALEGRADO // LIBERO // 5-8 // JUNIOR // CHULA VISTA, CA // OTAY RANCH HS**

DATE	OPPONENT	RESULT	MS	SP	K	E	TA	PCT.	A	SA	SE	RE	DIG	BS	BA	TOT	PTS
1.6	Charleston	W, 3-0	*	3	0	0	0	.000	1	0	0	0	7	0	0	0	0.0
1.8	vs. Sacred Heart	W, 3-2	*	2	0	0	0	.000	1	0	0	0	4	0	0	0	0.0
1.8	vs. Lindenwood	W, 3-0															
1.9	vs. NJIT	W, 3-0															
1.13	Cal Baptist	W, 3-0															
1.15	USC	W, 3-1															
1.20	Cal Lutheran	W, 3-0	*	3	0	1	1	-1.00	2	0	0	0	5	0	0	0	0.0
1.27	at UC Santa Barbara	L, 0-3															
1.29	at UCLA	L, 1-3															
2.3	Pepperdine	L, 0-3															
2.6	Stanford	L, 0-3															
2.10	at USC	W, 3-2															
2.12	at Cal Baptist	L, 2-3															
2.17	UC Irvine	W, 3-1															
2.19	UC San Diego	W, 3-0															
2.26	at BYU	L, 0-3															
2.27	at BYU	L, 0-3															
3.4	at Penn State																
3.5	vs. Mount Olive																
3.11	Hawai'i																
3.12	Hawai'i																
3.18	at Long Beach State																
3.19	Long Beach State																
3.24	UCLA																
3.26	UC Santa Barbara																
3.30	at Stanford																
4.2	at Pepperdine																
4.7	at UC Irvine																
4.9	at UC San Diego																

**CAREER STATISTICS**

YEAR	SP	MP-MS	K	K/S	E	TA	PCT.	A	A/S	SA	SA/S	SE	RE	DIG	DIG/S	BS	BA	TOT	PTS
2013	59	18-0	0	0.00	0	0	.000	4	0.07	0	0.00	0	2	58	0.98	0	0	0	0.0
2015	85	23-22	0	0.00	1	2	-5.00	25	0.29	0	0.00	2	28	67	0.79	0	0	0	0.0
2016	8	3-3	0	0.00	1	1	-1.00	4	0.50	0	0.00	0	0	16	2.00	0	0	0	0.0
<b>TOTALS</b>	<b>152</b>	<b>44-25</b>	<b>0</b>	<b>0.00</b>	<b>2</b>	<b>3</b>	<b>-6.67</b>	<b>33</b>	<b>0.22</b>	<b>0</b>	<b>0.00</b>	<b>2</b>	<b>30</b>	<b>141</b>	<b>0.93</b>	<b>0</b>	<b>0</b>	<b>0</b>	<b>0.0</b>

**2016 CSUN MEN'S VOLLEYBALL // MARCH 1, 2016**

**#3 BRADLEY SAKAIDA // OUTSIDE HITTER // 6-2 // JUNIOR // OAK PARK, CA // OAK PARK HS**

Awards: 2014 - MPSF All-Freshman Team.

DATE	OPPONENT	RESULT	MS	SP	K	E	TA	PCT.	A	SA	SE	RE	DIG	BS	BA	TOT	PTS
1.6	Charleston	W, 3-0	*	3	4	1	7	.429	0	2	2	0	2	0	1	1	6.5
1.8	vs. Sacred Heart	W, 3-2	*	5	11	4	22	.318	0	0	4	0	0	0	1	1	11.5
1.8	vs. Lindenwood	W, 3-0	*	3	3	2	7	.143	1	2	1	1	4	1	1	2	6.5
1.9	vs. NJIT	W, 3-0	*	3	5	3	14	.143	0	0	4	0	2	0	1	1	5.5
1.13	Cal Baptist	W, 3-0	*	3	4	0	8	.500	0	0	2	1	2	0	1	1	4.5
1.15	USC	W, 3-1	*	4	4	6	14	-.143	0	3	2	1	1	0	0	0	7.0
1.20	Cal Lutheran	W, 3-0							DID NOT PLAY								
1.27	at UC Santa Barbara	L, 0-3	*	3	3	3	9	.000	0	0	4	0	2	0	1	1	3.5
1.29	at UCLA	L, 1-3	*	4	3	3	11	.000	0	1	1	4	5	0	2	2	5.0
2.3	Pepperdine	L, 0-3	*	3	4	4	12	.000	0	2	1	2	3	0	1	1	6.5
2.6	Stanford	L, 0-3	*	2	1	1	6	.000	0	0	1	1	2	0	1	1	1.5
2.10	at USC	W, 3-2	*	5	9	6	21	.143	3	2	3	0	4	0	1	1	11.5
2.12	at Cal Baptist	L, 2-3	*	5	6	3	11	.273	0	1	3	1	3	0	3	3	8.5
2.17	UC Irvine	W, 3-1	*	4	5	6	19	-.053	1	0	3	0	9	0	1	1	5.5
2.19	UC San Diego	W, 3-0	*	3	6	2	14	.286	2	1	2	1	3	0	0	0	7.0
2.26	at BYU	L, 0-3	*	3	5	3	11	.182	0	0	2	2	4	0	0	0	5.0
2.27	at BYU	L, 0-3	*	3	4	4	11	.000	1	0	0	0	3	0	0	0	4.0
3.4	at Penn State																
3.5	vs. Mount Olive																
3.11	Hawai'i																
3.12	Hawai'i																
3.18	at Long Beach State																
3.19	Long Beach State																
3.24	UCLA																
3.26	UC Santa Barbara																
3.30	at Stanford																
4.2	at Pepperdine																
4.7	at UC Irvine																
4.9	at UC San Diego																

**CAREER STATISTICS**

YEAR	SP	MP-MS	K	K/S	E	TA	PCT.	A	A/S	SA	SA/S	SE	RE	DIG	DIG/S	BS	BA	TOT	PTS
2014	96	27-27	43	0.45	38	130	.038	48	0.50	9	0.09	31	34	185	1.93	1	11	12	58.5
2015	104	27-27	177	1.70	87	428	.210	36	0.35	19	0.18	64	24	147	1.41	2	44	46	220.0
2016	56	16-16	77	1.38	51	197	.132	8	0.14	14	0.25	35	14	49	0.88	1	15	16	99.5
<b>TOTALS</b>	<b>256</b>	<b>70-70</b>	<b>297</b>	<b>1.16</b>	<b>176</b>	<b>755</b>	<b>.160</b>	<b>92</b>	<b>0.36</b>	<b>42</b>	<b>0.16</b>	<b>130</b>	<b>72</b>	<b>381</b>	<b>1.49</b>	<b>4</b>	<b>70</b>	<b>74</b>	<b>378.0</b>

**#5 CHANCE EARNEST // OUTSIDE HITTER // 6-3 // JUNIOR // LOS ANGELES, CA // PALISADES CHARTER HS**

DATE	OPPONENT	RESULT	MS	SP	K	E	TA	PCT.	A	SA	SE	RE	DIG	BS	BA	TOT	PTS
1.6	Charleston	W, 3-0							DID NOT PLAY								
1.8	vs. Sacred Heart	W, 3-2							DID NOT PLAY								
1.8	vs. Lindenwood	W, 3-0							DID NOT PLAY								
1.9	vs. NJIT	W, 3-0							DID NOT PLAY								
1.13	Cal Baptist	W, 3-0							DID NOT PLAY								
1.15	USC	W, 3-1							DID NOT PLAY								
1.20	Cal Lutheran	W, 3-0	*	3	5	1	15	.267	0	2	4	1	3	0	0	0	7.0
1.27	at UC Santa Barbara	L, 0-3		1	0	0	0	.000	0	0	1	0	0	0	0	0	0.0
1.29	at UCLA	L, 1-3							DID NOT PLAY								
2.3	Pepperdine	L, 0-3		3	0	1	2	-.500	0	0	1	0	1	0	1	1	0.5
2.6	Stanford	L, 0-3		1	0	1	1	-1.00	0	0	0	0	0	0	0	0	0.0
2.10	at USC	W, 3-2		1	0	1	3	-.333	0	0	0	0	0	0	1	1	0.5
2.12	at Cal Baptist	L, 2-3							DID NOT PLAY								
2.17	UC Irvine	W, 3-1							DID NOT PLAY								
2.19	UC San Diego	W, 3-0							DID NOT PLAY								
2.26	at BYU	L, 0-3							DID NOT PLAY								
2.27	at BYU	L, 0-3							DID NOT PLAY								
3.4	at Penn State																
3.5	vs. Mount Olive																
3.11	Hawai'i																
3.12	Hawai'i																
3.18	at Long Beach State																
3.19	Long Beach State																
3.24	UCLA																
3.26	UC Santa Barbara																
3.30	at Stanford																
4.2	at Pepperdine																
4.7	at UC Irvine																
4.9	at UC San Diego																

**CAREER STATISTICS**

YEAR	SP	MP-MS	K	K/S	E	TA	PCT.	A	A/S	SA	SA/S	SE	RE	DIG	DIG/S	BS	BA	TOT	PTS
2013	26	11-6	19	0.73	15	60	.067	6	0.23	3	0.12	14	7	24	0.92	1	8	9	27.0
2014	7	4-1	8	1.14	6	21	.095	0	0.00	1	0.14	2	1	7	1.00	0	2	2	10.0
2016	9	4-1	5	0.56	4	21	.048	0	0.00	2	0.22	6	1	4	0.44	0	2	2	8.0
<b>TOTALS</b>	<b>42</b>	<b>19-8</b>	<b>32</b>	<b>0.76</b>	<b>25</b>	<b>102</b>	<b>.069</b>	<b>6</b>	<b>0.14</b>	<b>6</b>	<b>0.14</b>	<b>22</b>	<b>9</b>	<b>35</b>	<b>0.83</b>	<b>1</b>	<b>12</b>	<b>13</b>	<b>45.0</b>



**2016 CSUN MEN'S VOLLEYBALL // MARCH 1, 2016**

**#7 MITCH THEISEN // LIBERO // 6-1 // SOPHOMORE // DUBUQUE, IA // WAHLERT CATHOLIC HS**

DATE	OPPONENT	RESULT	MS	SP	K	E	TA	PCT.	A	SA	SE	RE	DIG	BS	BA	TOT	PTS
1.6	Charleston	W, 3-0															
1.8	vs. Sacred Heart	W, 3-2		1	0	0	0	.000	0	0	1	0	0	0	0	0	0.0
1.8	vs. Lindenwood	W, 3-0		2	0	0	0	.000	0	1	0	0	0	0	0	0	1.0
1.9	vs. NJIT	W, 3-0															
1.13	Cal Baptist	W, 3-0		2	0	0	0	.000	0	0	0	0	1	0	0	0	0.0
1.15	USC	W, 3-1		4	0	0	0	.000	0	0	0	0	0	0	0	0	0.0
1.20	Cal Lutheran	W, 3-0		1	0	0	0	.000	0	0	0	0	1	0	0	0	0.0
1.27	at UC Santa Barbara	L, 0-3		3	0	0	0	.000	0	0	1	0	0	0	0	0	0.0
1.29	at UCLA	L, 1-3															
2.3	Pepperdine	L, 0-3															
2.6	Stanford	L, 0-3															
2.10	at USC	W, 3-2															
2.12	at Cal Baptist	L, 2-3															
2.17	UC Irvine	W, 3-1		4	0	0	0	.000	0	0	0	0	2	0	0	0	0.0
2.19	UC San Diego	W, 3-0		1	0	0	0	.000	0	0	0	0	0	0	0	0	0.0
2.26	at BYU	L, 0-3															
2.27	at BYU	L, 0-3															
3.4	at Penn State																
3.5	vs. Mount Olive																
3.11	Hawai'i																
3.12	Hawai'i																
3.18	at Long Beach State																
3.19	Long Beach State																
3.24	UCLA																
3.26	UC Santa Barbara																
3.30	at Stanford																
4.2	at Pepperdine																
4.7	at UC Irvine																
4.9	at UC San Diego																

**CAREER STATISTICS**

YEAR	SP	MP-MS	K	K/S	E	TA	PCT.	A	A/S	SA	SA/S	SE	RE	DIG	DIG/S	BS	BA	TOT	PTS
2015	70	240	0	0.00	0	0	.000	0	0.00	2	0.03	18	0	5	0.07	0	0	0	2.0
2016	18	8-0	0	0.00	0	0	.000	0	0.00	1	0.06	2	0	4	0.22	0	0	0	1.0
<b>TOTALS</b>	<b>88</b>	<b>32-0</b>	<b>0</b>	<b>0.00</b>	<b>0</b>	<b>0</b>	<b>.000</b>	<b>0</b>	<b>0.00</b>	<b>3</b>	<b>0.03</b>	<b>20</b>	<b>0</b>	<b>9</b>	<b>0.10</b>	<b>0</b>	<b>0</b>	<b>0</b>	<b>3.0</b>

**#8 SAM PORTER // SETTER // 6-3 // FRESHMAN // CHESAPEAKE, VA // WESTERN BRANCH HS**

DATE	OPPONENT	RESULT	MS	SP	K	E	TA	PCT.	A	SA	SE	RE	DIG	BS	BA	TOT	PTS
1.6	Charleston	W, 3-0	*	3	3	0	3	1.00	33	0	3	0	2	0	3	3	4.5
1.8	vs. Sacred Heart	W, 3-2	*	5	1	0	2	.500	51	2	3	0	1	0	1	1	3.5
1.8	vs. Lindenwood	W, 3-0	*	3	1	0	1	1.00	24	0	2	0	1	0	0	0	1.0
1.9	vs. NJIT	W, 3-0	*	3	0	0	0	.000	32	2	3	0	2	0	1	1	2.5
1.13	Cal Baptist	W, 3-0	*	3	0	0	0	.000	34	1	2	0	2	1	0	1	2.0
1.15	USC	W, 3-1	*	4	0	0	2	.000	52	0	2	0	3	2	3	5	3.5
1.20	Cal Lutheran	W, 3-1		1	0	0	0	.000	9	0	0	0	2	0	0	0	0.0
1.27	at UC Santa Barbara	L, 0-3	*	3	0	0	0	.000	22	0	0	0	4	0	3	3	1.5
1.29	at UCLA	L, 1-3	*	4	0	0	3	.000	47	1	0	0	3	0	2	2	2.0
2.3	Pepperdine	L, 0-3	*	3	0	0	2	.000	26	1	3	0	3	0	3	3	2.5
2.6	Stanford	L, 0-3	*	3	0	0	0	.000	23	0	0	0	4	0	1	1	0.5
2.10	at USC	W, 3-2	*	5	0	0	1	.000	51	0	2	0	7	0	3	3	1.5
2.12	at Cal Baptist	L, 2-3	*	5	1	2	3	-.333	47	0	3	0	9	0	4	4	3.0
2.17	UC Irvine	W, 3-1	*	4	1	0	1	1.00	47	1	2	0	3	0	3	3	3.5
2.19	UC San Diego	W, 3-0	*	3	1	0	1	1.00	24	1	1	0	3	0	3	3	3.5
2.26	at BYU	L, 0-3	*	3	0	0	0	.000	33	0	0	0	3	0	1	1	0.5
2.27	at BYU	L, 0-3	*	3	0	0	2	.000	25	0	0	0	6	0	0	0	0.0
3.4	at Penn State																
3.5	vs. Mount Olive																
3.11	Hawai'i																
3.12	Hawai'i																
3.18	at Long Beach State																
3.19	Long Beach State																
3.24	UCLA																
3.26	UC Santa Barbara																
3.30	at Stanford																
4.2	at Pepperdine																
4.7	at UC Irvine																
4.9	at UC San Diego																

**CAREER STATISTICS**

YEAR	SP	MP-MS	K	K/S	E	TA	PCT.	A	A/S	SA	SA/S	SE	RE	DIG	DIG/S	BS	BA	TOT	PTS
2016	58	17-16	8	0.14	2	21	.286	580	10.00	8	0.14	26	0	58	1.00	3	31	34	34.5
<b>TOTALS</b>	<b>58</b>	<b>17-16</b>	<b>8</b>	<b>0.14</b>	<b>2</b>	<b>21</b>	<b>.286</b>	<b>580</b>	<b>10.00</b>	<b>8</b>	<b>0.14</b>	<b>26</b>	<b>0</b>	<b>58</b>	<b>1.00</b>	<b>3</b>	<b>31</b>	<b>34</b>	<b>34.5</b>

**2016 CSUN MEN'S VOLLEYBALL // MARCH 1, 2016**

**#9 DIMITAR KALCHEV // OUTSIDE HITTER // 6-4 // FRESHMAN // KARDZHALI, BULGARIA // HRISTO BOTEV FLHS**

DATE	OPPONENT	RESULT	MS	SP	K	E	TA	PCT.	A	SA	SE	RE	DIG	BS	BA	TOT	PTS
1.6	Charleston	W, 3-0	*	3	14	4	22	.455	0	1	6	1	5	0	2	2	16.0
1.8	vs. Sacred Heart	W, 3-2	*	5	9	7	21	.095	1	4	6	1	6	1	1	2	14.5
1.8	vs. Lindenwood	W, 3-0	*	3	8	4	17	.235	1	0	4	1	3	0	1	1	8.5
1.9	vs. NJIT	W, 3-0	*	3	10	4	15	.400	1	4	3	0	4	0	2	2	15.0
1.13	Cal Baptist	W, 3-0	*	3	11	3	19	.421	0	6	5	0	6	2	2	4	20.0
1.15	USC	W, 3-1	*	4	11	4	22	.318	0	3	9	1	4	1	2	3	16.0
1.20	Cal Lutheran	W, 3-0	DID NOT PLAY														
1.27	at UC Santa Barbara	L, 0-3	*	3	9	5	18	.222	1	0	4	2	2	0	1	1	9.5
1.29	at UCLA	L, 1-3	*	4	25	11	45	.311	0	5	3	2	3	0	1	1	30.5
2.3	Pepperdine	L, 0-3	*	3	6	7	19	-.053	0	1	2	1	2	0	2	2	8.0
2.6	Stanford	L, 0-3	*	3	9	9	26	.000	1	1	5	0	1	1	0	1	11.0
2.10	at USC	W, 3-2	*	5	20	7	34	.382	1	0	6	1	7	0	1	1	20.5
2.12	at Cal Baptist	L, 2-3	*	5	9	9	31	.000	0	2	5	1	5	0	7	7	14.5
2.17	UC Irvine	W, 3-1	*	4	10	4	21	.286	0	6	4	0	1	1	0	1	17.0
2.19	UC San Diego	W, 3-0	*	3	4	2	11	.182	0	2	3	1	4	0	6	6	9.0
2.26	at BYU	L, 0-3	*	3	9	6	22	.136	0	1	2	1	3	0	0	0	10.0
2.27	at BYU	L, 0-3	*	3	6	5	17	.059	0	1	3	4	6	0	1	1	7.5
3.4	at Penn State																
3.5	vs. Mount Olive																
3.11	Hawai'i																
3.12	Hawai'i																
3.18	at Long Beach State																
3.19	Long Beach State																
3.24	UCLA																
3.26	UC Santa Barbara																
3.30	at Stanford																
4.2	at Pepperdine																
4.7	at UC Irvine																
4.9	at UC San Diego																

**CAREER STATISTICS**

YEAR	SP	MP-MS	K	K/S	E	TA	PCT.	A	A/S	SA	SA/S	SE	RE	DIG	DIG/S	BS	BA	TOT	PTS
2016	57	16-16	170	2.98	91	360	.219	6	0.11	37	0.65	70	17	62	1.09	6	29	35	227.5
<b>TOTALS</b>	<b>57</b>	<b>16-16</b>	<b>170</b>	<b>2.98</b>	<b>91</b>	<b>360</b>	<b>.219</b>	<b>6</b>	<b>0.11</b>	<b>37</b>	<b>0.65</b>	<b>70</b>	<b>17</b>	<b>62</b>	<b>1.09</b>	<b>6</b>	<b>29</b>	<b>35</b>	<b>227.5</b>

**#12 ARVIS GREENE, JR. // OUTSIDE HITTER // 6-7 // SOPHOMORE // LOS ANGELES, CA // UNIVERSITY HS**

DATE	OPPONENT	RESULT	MS	SP	K	E	TA	PCT.	A	SA	SE	RE	DIG	BS	BA	TOT	PTS
1.6	Charleston	W, 3-0	DID NOT PLAY														
1.8	vs. Sacred Heart	W, 3-2		3	2	0	2	1.00	0	0	0	0	0	0	0	0	2.0
1.8	vs. Lindenwood	W, 3-0		3	2	0	3	.667	0	0	0	0	0	0	0	0	2.0
1.9	vs. NJIT	W, 3-0		3	0	0	1	.000	0	0	0	0	0	0	0	0	0.0
1.13	Cal Baptist	W, 3-0		3	2	0	4	.500	0	0	0	0	1	0	3	3	3.5
1.15	USC	W, 3-1		4	0	0	0	.000	0	0	0	0	0	0	0	0	0.0
1.20	Cal Lutheran	W, 3-0	*	3	12	5	23	.304	0	3	2	1	2	0	2	2	16.0
1.27	at UC Santa Barbara	L, 0-3		2	0	0	0	.000	0	0	0	0	0	0	0	0	0.0
1.29	at UCLA	L, 1-3		4	1	0	2	.500	0	0	1	0	0	0	0	0	1.0
2.3	Pepperdine	L, 0-3		3	8	3	17	.294	0	1	0	0	1	0	1	1	9.5
2.6	Stanford	L, 0-3	*	3	6	5	19	.053	1	0	2	0	4	0	1	1	6.5
2.10	at USC	W, 3-2		4	1	1	2	.000	0	0	0	0	0	0	1	1	1.5
2.12	at Cal Baptist	L, 2-3		3	1	0	1	1.00	0	0	0	0	0	0	1	1	1.5
2.17	UC Irvine	W, 3-1		4	1	0	1	1.00	0	0	0	0	0	0	0	0	1.0
2.19	UC San Diego	W, 3-0		3	2	1	4	.250	0	0	1	0	0	0	0	0	2.0
2.26	at BYU	L, 0-3		1	0	0	0	.000	0	0	0	0	0	0	0	0	0.0
2.27	at BYU	L, 0-3		3	5	8	19	-.158	0	0	2	0	2	0	1	1	5.5
3.4	at Penn State																
3.5	vs. Mount Olive																
3.11	Hawai'i																
3.12	Hawai'i																
3.18	at Long Beach State																
3.19	Long Beach State																
3.24	UCLA																
3.26	UC Santa Barbara																
3.30	at Stanford																
4.2	at Pepperdine																
4.7	at UC Irvine																
4.9	at UC San Diego																

**CAREER STATISTICS**

YEAR	SP	MP-MS	K	K/S	E	TA	PCT.	A	A/S	SA	SA/S	SE	RE	DIG	DIG/S	BS	BA	TOT	PTS
2015	50	20-0	30	0.60	15	65	.231	0	0.00	0	0.00	0	1	5	0.10	0	11	11	35.5
2016	49	16-2	43	0.88	23	98	.204	1	0.02	4	0.08	8	1	10	0.20	0	10	10	52.0
<b>TOTALS</b>	<b>99</b>	<b>36-2</b>	<b>73</b>	<b>0.74</b>	<b>38</b>	<b>163</b>	<b>.215</b>	<b>1</b>	<b>0.01</b>	<b>4</b>	<b>0.04</b>	<b>8</b>	<b>2</b>	<b>15</b>	<b>0.15</b>	<b>0</b>	<b>21</b>	<b>21</b>	<b>87.5</b>

**2016 CSUN MEN'S VOLLEYBALL // MARCH 1, 2016**

**#14 JAKUB CIESLA // OUTSIDE HITTER // 6-6 // JUNIOR // BOCA RATON, FL // OLYMPIC HEIGHTS HS**

DATE	OPPONENT	RESULT	MS	SP	K	E	TA	PCT.	A	SA	SE	RE	DIG	BS	BA	TOT	PTS
1.6	Charleston	W, 3-0	*	2	6	5	15	.067	1	0	2	0	1	0	1	1	6.5
1.8	vs. Sacred Heart	W, 3-2	*	5	15	0	28	.536	0	0	4	0	4	0	4	4	17.0
1.8	vs. Lindenwood	W, 3-0	*	3	7	2	25	.200	0	0	2	0	1	0	1	1	7.5
1.9	vs. NJIT	W, 3-0	*	3	13	5	24	.333	0	2	3	0	3	0	4	4	17.0
1.13	Cal Baptist	W, 3-0	*	3	13	4	25	.360	0	0	3	0	2	0	5	5	15.5
1.15	USC	W, 3-1	*	4	19	4	30	.500	1	1	4	0	2	0	0	0	20.0
1.20	Cal Lutheran	W, 3-0	DID NOT PLAY														
1.27	at UC Santa Barbara	L, 0-3	*	3	9	6	27	.111	0	0	2	0	2	1	1	2	10.5
1.29	at UCLA	L, 1-3	*	4	12	4	31	.258	0	0	6	1	8	0	3	3	13.5
2.3	Pepperdine	L, 0-3	*	2	2	3	10	-.100	0	0	1	0	0	0	0	0	2.0
2.6	Stanford	L, 0-3	2	5	1	10	4.00	0	0	2	0	0	0	1	0	1	6.0
2.10	at USC	W, 3-2	*	5	17	4	41	.317	0	3	3	0	10	0	3	3	21.5
2.12	at Cal Baptist	L, 2-3	*	5	27	10	54	.315	0	1	3	0	8	1	2	3	30.0
2.17	UC Irvine	W, 3-1	*	4	25	12	42	.310	2	0	3	0	3	0	1	1	25.5
2.19	UC San Diego	W, 3-0	*	3	5	4	17	.059	0	0	1	0	4	0	4	4	7.0
2.26	at BYU	L, 0-3	*	3	10	5	24	.208	0	0	2	0	3	0	0	0	10.0
2.27	at BYU	L, 0-3	*	3	6	2	17	.235	0	1	0	0	6	0	0	0	7.0
3.4	at Penn State																
3.5	vs. Mount Olive																
3.11	Hawai'i																
3.12	Hawai'i																
3.18	at Long Beach State																
3.19	Long Beach State																
3.24	UCLA																
3.26	UC Santa Barbara																
3.30	at Stanford																
4.2	at Pepperdine																
4.7	at UC Irvine																
4.9	at UC San Diego																

**CAREER STATISTICS**

YEAR	SP	MP-MS	K	K/S	E	TA	PCT.	A	A/S	SA	SA/S	SE	RE	DIG	DIG/S	BS	BA	TOT	PTS
2014	51	21-15	116	2.27	72	329	.134	6	0.12	7	0.14	42	1	88	1.73	2	25	27	137.5
2015	74	23-15	180	2.43	87	515	.181	7	0.09	20	0.27	35	2	107	1.45	3	45	48	225.5
2016	54	16-15	191	3.54	71	420	.286	4	0.07	8	0.15	41	1	57	1.06	3	29	32	216.5
<b>TOTALS</b>	<b>179</b>	<b>60-45</b>	<b>487</b>	<b>2.72</b>	<b>230</b>	<b>1264</b>	<b>.203</b>	<b>17</b>	<b>0.09</b>	<b>35</b>	<b>0.20</b>	<b>118</b>	<b>4</b>	<b>252</b>	<b>1.41</b>	<b>8</b>	<b>99</b>	<b>107</b>	<b>579.5</b>

**#15 DAN STARKEY // OUTSIDE HITTER // 6-3 // SENIOR // ROUND LAKE, IL // GRANT COMMUNITY HS // LBCC**

DATE	OPPONENT	RESULT	MS	SP	K	E	TA	PCT.	A	SA	SE	RE	DIG	BS	BA	TOT	PTS
1.6	Charleston	W, 3-0		3	3	0	3	1.00	0	0	2	0	3	0	1	1	3.5
1.8	vs. Sacred Heart	W, 3-2		4	0	2	2	-1.00	0	0	3	0	0	0	0	0	0.0
1.8	vs. Lindenwood	W, 3-0		3	1	0	1	1.00	0	1	1	0	1	0	0	0	2.0
1.9	vs. NJIT	W, 3-0		2	0	0	0	.000	0	1	1	0	0	0	0	0	1.0
1.13	Cal Baptist	W, 3-0		3	0	0	0	.000	0	0	1	0	0	0	0	0	0.0
1.15	USC	W, 3-1		4	0	0	0	.000	0	0	2	0	0	0	0	0	0.0
1.20	Cal Lutheran	W, 3-0	*	3	5	1	11	.364	0	2	4	2	2	0	5	5	9.5
1.27	at UC Santa Barbara	L, 0-3	DID NOT PLAY														
1.29	at UCLA	L, 1-3		4	0	0	0	.000	0	0	1	0	0	0	0	0	0.0
2.3	Pepperdine	L, 0-3	DID NOT PLAY														
2.6	Stanford	L, 0-3		1	0	0	0	.000	0	0	0	0	0	0	0	0	0.0
2.10	at USC	W, 3-2		4	0	0	1	.000	0	0	0	0	1	0	0	0	0.0
2.12	at Cal Baptist	L, 2-3		4	0	0	0	.000	0	0	2	0	0	0	0	0	0.0
2.17	UC Irvine	W, 3-1	DID NOT PLAY														
2.19	UC San Diego	W, 3-0		3	1	0	2	.500	0	0	0	0	1	0	0	0	1.0
2.26	at BYU	L, 0-3		3	0	0	0	.000	0	0	1	0	1	0	0	0	0.0
2.27	at BYU	L, 0-3		3	0	0	0	.000	0	0	0	0	0	0	0	0	0.0
3.4	at Penn State																
3.5	vs. Mount Olive																
3.11	Hawai'i																
3.12	Hawai'i																
3.18	at Long Beach State																
3.19	Long Beach State																
3.24	UCLA																
3.26	UC Santa Barbara																
3.30	at Stanford																
4.2	at Pepperdine																
4.7	at UC Irvine																
4.9	at UC San Diego																

**CAREER STATISTICS**

YEAR	SP	MP-MS	K	K/S	E	TA	PCT.	A	A/S	SA	SA/S	SE	RE	DIG	DIG/S	BS	BA	TOT	PTS
2015	25	9-1	13	0.52	13	48	.000	1	0.04	2	0.08	8	0	10	0.40	0	2	2	16.0
2016	44	14-1	10	0.23	3	20	.350	0	0.00	4	0.09	18	2	9	0.20	0	6	6	17.0
<b>TOTALS</b>	<b>69</b>	<b>23-2</b>	<b>23</b>	<b>0.33</b>	<b>16</b>	<b>68</b>	<b>.103</b>	<b>1</b>	<b>0.01</b>	<b>6</b>	<b>0.09</b>	<b>26</b>	<b>2</b>	<b>19</b>	<b>0.28</b>	<b>0</b>	<b>8</b>	<b>8</b>	<b>33.0</b>



**2016 CSUN MEN'S VOLLEYBALL // MARCH 1, 2016**

**#16 BRIAN O'GORMAN // MIDDLE BLOCKER // 6-10 // SENIOR // MERRICK, NY // JOHN F. KENNEDY HS**

DATE	OPPONENT	RESULT	MS	SP	K	E	TA	PCT.	A	SA	SE	RE	DIG	BS	BA	TOT	PTS		
1.6	Charleston	W, 3-0							DID NOT PLAY										
1.8	vs. Sacred Heart	W, 3-2		1	0	2	2	-1.00	0	0	0	0	0	0	0	0	0.0		
1.8	vs. Lindenwood	W, 3-0		1	1	0	1	1.00	0	0	0	0	0	0	0	0	1.0		
1.9	vs. NJIT	W, 3-0		1	0	0	0	.000	0	0	0	0	0	0	0	0	0.0		
1.13	Cal Baptist	W, 3-0							DID NOT PLAY										
1.15	USC	W, 3-1							DID NOT PLAY										
1.20	Cal Lutheran	W, 3-0	*	2	1	1	3	.000	0	0	4	0	0	0	4	4	3.0		
1.27	at UC Santa Barbara	L, 0-3							DID NOT PLAY										
1.29	at UCLA	L, 1-3							DID NOT PLAY										
2.3	Pepperdine	L, 0-3							DID NOT PLAY										
2.6	Stanford	L, 0-3							DID NOT PLAY										
2.10	at USC	W, 3-2		2	0	0	2	.000	1	0	0	0	0	1	2	3	2.0		
2.12	at Cal Baptist	L, 2-3		4	1	0	2	.500	1	0	1	0	2	1	3	4	3.5		
2.17	UC Irvine	W, 3-1		1	0	0	0	.000	0	0	0	0	0	0	0	0	0.0		
2.19	UC San Diego	W, 3-0		1	3	0	3	1.00	0	1	0	0	0	0	0	0	4.0		
2.26	at BYU	L, 0-3	*	3	4	1	9	.333	0	0	2	0	0	2	1	3	6.5		
2.27	at BYU	L, 0-3	*	3	4	2	10	.200	0	1	0	0	1	0	1	1	5.5		
3.4	at Penn State																		
3.5	vs. Mount Olive																		
3.11	Hawai'i																		
3.12	Hawai'i																		
3.18	at Long Beach State																		
3.19	Long Beach State																		
3.24	UCLA																		
3.26	UC Santa Barbara																		
3.30	at Stanford																		
4.2	at Pepperdine																		
4.7	at UC Irvine																		
4.9	at UC San Diego																		

**CAREER STATISTICS**

YEAR	SP	MP-MS	K	K/S	E	TA	PCT.	A	A/S	SA	SA/S	SE	RE	DIG	DIG/S	BS	BA	TOT	PTS
2013	20	10-1	11	0.55	2	17	.529	1	0.05	0	0.00	2	0	3	0.15	1	5	6	14.5
2014	33	14-5	17	0.52	8	33	.273	1	0.03	0	0.00	6	0	4	0.12	1	20	21	28.0
2015	56	22-10	42	0.75	15	93	.290	3	0.05	5	0.09	20	0	12	0.21	11	42	53	79.0
2016	19	10-3	14	0.74	6	32	.250	2	0.11	2	0.11	7	0	3	0.16	4	11	15	25.5
<b>TOTALS</b>	<b>128</b>	<b>56-19</b>	<b>84</b>	<b>0.66</b>	<b>31</b>	<b>175</b>	<b>.303</b>	<b>7</b>	<b>0.05</b>	<b>7</b>	<b>0.05</b>	<b>35</b>	<b>0</b>	<b>22</b>	<b>0.17</b>	<b>17</b>	<b>78</b>	<b>95</b>	<b>147.0</b>

**#17 ERIC CHANCE // MIDDLE BLOCKER // 6-8 // R-FRESHMAN // REDONDO BEACH, CA // EL SEGUNDO HS**

DATE	OPPONENT	RESULT	MS	SP	K	E	TA	PCT.	A	SA	SE	RE	DIG	BS	BA	TOT	PTS
1.6	Charleston	W, 3-0	*	3	6	1	9	.556	0	0	1	0	1	0	2	2	7.0
1.8	vs. Sacred Heart	W, 3-2	*	5	6	3	16	.188	0	0	3	0	2	0	5	5	8.5
1.8	vs. Lindenwood	W, 3-0	*	3	5	0	7	.714	0	0	2	0	2	0	2	2	6.0
1.9	vs. NJIT	W, 3-0	*	3	4	0	8	.500	0	0	1	0	0	0	5	5	6.5
1.13	Cal Baptist	W, 3-0	*	3	5	0	7	.714	0	1	0	0	1	1	5	6	9.5
1.15	USC	W, 3-1	*	4	12	0	14	.857	1	0	1	0	4	0	3	3	13.5
1.20	Cal Lutheran	W, 3-0		1	2	0	2	1.00	0	0	0	0	0	0	0	0	2.0
1.27	at UC Santa Barbara	L, 0-3	*	3	1	1	5	.000	0	0	0	0	0	0	2	2	2.0
1.29	at UCLA	L, 1-3	*	4	4	2	9	.222	0	1	2	0	3	0	4	4	7.0
2.3	Pepperdine	L, 0-3	*	3	4	2	11	.182	2	0	0	0	1	1	2	3	6.0
2.6	Stanford	L, 0-3	*	3	6	0	8	.750	0	0	1	0	0	2	1	3	8.5
2.10	at USC	W, 3-2	*	5	5	5	16	.000	0	0	5	0	1	0	4	4	7.0
2.12	at Cal Baptist	L, 2-3	*	4	1	1	4	.000	0	0	2	0	0	0	3	3	2.5
2.17	UC Irvine	W, 3-1	*	4	0	2	5	-.400	0	0	3	0	4	0	3	3	1.5
2.19	UC San Diego	W, 3-0	*	3	4	1	7	.429	0	0	0	0	1	3	3	6	8.5
2.26	at BYU	L, 0-3		1	0	0	2	.000	0	0	0	0	1	0	0	0	0.0
2.27	at BYU	L, 0-3		1	0	0	0	.000	0	0	0	0	0	0	0	0	0.0
3.4	at Penn State																
3.5	vs. Mount Olive																
3.11	Hawai'i																
3.12	Hawai'i																
3.18	at Long Beach State																
3.19	Long Beach State																
3.24	UCLA																
3.26	UC Santa Barbara																
3.30	at Stanford																
4.2	at Pepperdine																
4.7	at UC Irvine																
4.9	at UC San Diego																

**CAREER STATISTICS**

YEAR	SP	MP-MS	K	K/S	E	TA	PCT.	A	A/S	SA	SA/S	SE	RE	DIG	DIG/S	BS	BA	TOT	PTS
2016	53	17-14	65	1.23	18	130	.362	3	0.06	2	0.04	21	0	21	0.40	7	44	51	96.0
<b>TOTALS</b>	<b>53</b>	<b>17-14</b>	<b>65</b>	<b>1.23</b>	<b>18</b>	<b>130</b>	<b>.362</b>	<b>3</b>	<b>0.06</b>	<b>2</b>	<b>0.04</b>	<b>21</b>	<b>0</b>	<b>21</b>	<b>0.40</b>	<b>7</b>	<b>44</b>	<b>51</b>	<b>96.0</b>

**2016 CSUN MEN'S VOLLEYBALL // MARCH 1, 2016**

**#18 JOSIAH BYERS // MIDDLE BLOCKER // 6-9 // SOPHOMORE // SACRAMENTO, CA // NATOMAS HS**

DATE	OPPONENT	RESULT	MS	SP	K	E	TA	PCT.	A	SA	SE	RE	DIG	BS	BA	TOT	PTS	
1.6	Charleston	W, 3-0	*	3	6	0	11	.545	0	0	0	0	2	2	2	4	9.0	
1.8	vs. Sacred Heart	W, 3-2	*	5	12	3	16	.562	0	2	3	0	1	0	1	1	14.5	
1.8	vs. Lindenwood	W, 3-0	*	3	3	3	6	.000	0	0	1	0	0	0	1	1	3.5	
1.9	vs. NJIT	W, 3-0	*	3	4	3	10	.100	0	0	1	0	1	0	2	2	5.0	
1.13	Cal Baptist	W, 3-0	*	3	4	1	6	.500	0	0	0	0	1	0	2	2	5.0	
1.15	USC	W, 3-1	*	4	10	1	18	.500	0	1	1	0	1	0	2	2	12.0	
1.20	Cal Lutheran	W, 3-0							DID NOT PLAY									
1.27	at UC Santa Barbara	L, 0-3	*	3	4	5	9	-.111	0	0	0	0	1	1	2	3	6.0	
1.29	at UCLA	L, 1-3	*	4	8	2	14	.429	0	1	0	0	3	2	2	4	12.0	
2.3	Pepperdine	L, 0-3	*	3	6	0	9	.667	0	0	1	0	0	1	4	5	9.0	
2.6	Stanford	L, 0-3	*	3	1	2	7	-.143	0	0	0	0	0	0	2	2	2.0	
2.10	at USC	W, 3-2	*	5	7	0	13	.538	1	0	4	0	0	1	2	3	9.0	
2.12	at Cal Baptist	L, 2-3	*	5	11	3	18	.444	1	0	1	0	2	1	8	9	16.0	
2.17	UC Irvine	W, 3-1	*	4	13	1	19	.632	1	0	2	0	0	1	2	3	15.0	
2.19	UC San Diego	W, 3-0	*	3	9	0	10	.900	0	0	0	0	0	0	7	7	12.5	
2.26	at BYU	L, 0-3	*	3	8	2	13	.462	0	0	1	0	0	0	0	0	8.0	
2.27	at BYU	L, 0-3	*	3	4	3	9	.111	0	0	0	0	0	0	1	1	4.5	
3.4	at Penn State																	
3.5	vs. Mount Olive																	
3.11	Hawai'i																	
3.12	Hawai'i																	
3.18	at Long Beach State																	
3.19	Long Beach State																	
3.24	UCLA																	
3.26	UC Santa Barbara																	
3.30	at Stanford																	
4.2	at Pepperdine																	
4.7	at UC Irvine																	
4.9	at UC San Diego																	

**CAREER STATISTICS**

YEAR	SP	MP-MS	K	K/S	E	TA	PCT.	A	A/S	SA	SA/S	SE	RE	DIG	DIG/S	BS	BA	TOT	PTS
2015	64	21-16	81	1.27	31	182	.275	3	0.05	3	0.05	32	1	13	0.20	10	50	60	119.0
2016	57	16-16	110	1.93	29	188	.431	3	0.05	4	0.07	15	0	12	0.21	9	40	49	143.0
<b>TOTALS</b>	<b>121</b>	<b>37-32</b>	<b>191</b>	<b>1.58</b>	<b>60</b>	<b>370</b>	<b>.354</b>	<b>6</b>	<b>0.05</b>	<b>7</b>	<b>0.06</b>	<b>47</b>	<b>1</b>	<b>25</b>	<b>0.21</b>	<b>19</b>	<b>90</b>	<b>109</b>	<b>262.0</b>

**#19 EMERSON WAUMANS // OUTSIDE HITTER // 6-7 // R-FRESHMAN // CARLSBAD, CA // CARLSBAD HS**

DATE	OPPONENT	RESULT	MS	SP	K	E	TA	PCT.	A	SA	SE	RE	DIG	BS	BA	TOT	PTS	
1.6	Charleston	W, 3-0							DID NOT PLAY									
1.8	vs. Sacred Heart	W, 3-2		1	0	0	0	.000	0	0	0	0	0	0	0	0	0.0	
1.8	vs. Lindenwood	W, 3-0		1	0	0	0	.000	2	0	0	0	0	0	0	0	0.0	
1.9	vs. NJIT	W, 3-0							DID NOT PLAY									
1.13	Cal Baptist	W, 3-0							DID NOT PLAY									
1.15	USC	W, 3-1							DID NOT PLAY									
1.20	Cal Lutheran	W, 3-0	*	2	1	0	1	1.00	15	1	1	0	2	0	1	1	2.5	
1.27	at UC Santa Barbara	L, 0-3							DID NOT PLAY									
1.29	at UCLA	L, 1-3							DID NOT PLAY									
2.3	Pepperdine	L, 0-3							DID NOT PLAY									
2.6	Stanford	L, 0-3							DID NOT PLAY									
2.10	at USC	W, 3-2							DID NOT PLAY									
2.12	at Cal Baptist	L, 2-3							DID NOT PLAY									
2.17	UC Irvine	W, 3-1							DID NOT PLAY									
2.19	UC San Diego	W, 3-0		1	0	0	0	.000	3	0	0	0	0	0	0	0	0.0	
2.26	at BYU	L, 0-3							DID NOT PLAY									
2.27	at BYU	L, 0-3							DID NOT PLAY									
3.4	at Penn State																	
3.5	vs. Mount Olive																	
3.11	Hawai'i																	
3.12	Hawai'i																	
3.18	at Long Beach State																	
3.19	Long Beach State																	
3.24	UCLA																	
3.26	UC Santa Barbara																	
3.30	at Stanford																	
4.2	at Pepperdine																	
4.7	at UC Irvine																	
4.9	at UC San Diego																	

**CAREER STATISTICS**

YEAR	SP	MP-MS	K	K/S	E	TA	PCT.	A	A/S	SA	SA/S	SE	RE	DIG	DIG/S	BS	BA	TOT	PTS
2016	5	4-1	1	0.20	0	1	1.00	20	4.00	1	0.20	1	0	2	0.40	0	1	1	2.5
<b>TOTALS</b>	<b>5</b>	<b>4-1</b>	<b>1</b>	<b>0.20</b>	<b>0</b>	<b>1</b>	<b>1.00</b>	<b>20</b>	<b>4.00</b>	<b>1</b>	<b>0.20</b>	<b>1</b>	<b>0</b>	<b>2</b>	<b>0.40</b>	<b>0</b>	<b>1</b>	<b>1</b>	<b>2.5</b>

#20 JUSTIN TOTH // MIDDLE BLOCKER // 6-10 // R-FRESHMAN // SHOREWOOD, IL // MINOOKA COMMUNITY HS

DATE	OPPONENT	RESULT	MS	SP	K	E	TA	PCT.	A	SA	SE	RE	DIG	BS	BA	TOT	PTS		
1.6	Charleston	W, 3-0							DID NOT PLAY										
1.8	vs. Sacred Heart	W, 3-2		1	0	0	0	.000	0	0	0	0	1	0	0	0	0.0		
1.8	vs. Lindenwood	W, 3-0		1	1	0	1	1.00	0	0	0	0	0	0	0	0	1.0		
1.9	vs. NJIT	W, 3-0							DID NOT PLAY										
1.13	Cal Baptist	W, 3-0							DID NOT PLAY										
1.15	USC	W, 3-1							DID NOT PLAY										
1.20	Cal Lutheran	W, 3-0	*	3	7	1	11	.545	0	1	3	0	0	0	4	4	10.0		
1.27	at UC Santa Barbara	L, 0-3		1	0	0	1	.000	0	0	1	0	0	0	0	0	0.0		
1.29	at UCLA	L, 1-3							DID NOT PLAY										
2.3	Pepperdine	L, 0-3							DID NOT PLAY										
2.6	Stanford	L, 0-3		1	1	0	1	1.00	0	0	0	0	0	0	0	0	1.0		
2.10	at USC	W, 3-2							DID NOT PLAY										
2.12	at Cal Baptist	L, 2-3							DID NOT PLAY										
2.17	UC Irvine	W, 3-1							DID NOT PLAY										
2.19	UC San Diego	W, 3-0		1	1	0	1	1.00	0	0	0	0	1	0	0	0	1.0		
2.26	at BYU	L, 0-3							DID NOT PLAY										
2.27	at BYU	L, 0-3							DID NOT PLAY										
3.4	at Penn State																		
3.5	vs. Mount Olive																		
3.11	Hawai'i																		
3.12	Hawai'i																		
3.18	at Long Beach State																		
3.19	Long Beach State																		
3.24	UCLA																		
3.26	UC Santa Barbara																		
3.30	at Stanford																		
4.2	at Pepperdine																		
4.7	at UC Irvine																		
4.9	at UC San Diego																		

CAREER STATISTICS

YEAR	SP	MP-MS	K	K/S	E	TA	PCT.	A	A/S	SA	SA/S	SE	RE	DIG	DIG/S	BS	BA	TOT	PTS
2016	8	6-1	10	1.25	1	15	.600	0	0.00	1	0.12	4	0	2	0.25	0	4	4	13.0
<b>TOTALS</b>	<b>8</b>	<b>6-1</b>	<b>10</b>	<b>1.25</b>	<b>1</b>	<b>15</b>	<b>.600</b>	<b>0</b>	<b>0.00</b>	<b>1</b>	<b>0.12</b>	<b>4</b>	<b>0</b>	<b>2</b>	<b>0.25</b>	<b>0</b>	<b>4</b>	<b>4</b>	<b>13.0</b>

2015 STATISTICAL LEADERS

<p><b>ATTACKS</b></p> <p>Jakub Ciesla, OPP.....420</p> <p>Dimitar Kalchev, OH.....360</p> <p>Bradley Sakaida, OH .....197</p> <p>Josiah Byers, MB .....188</p> <p>Eric Chance, MB .....130</p>	<p><b>ACES</b></p> <p>Dimitar Kalchev, OH..... 37</p> <p>Bradley Sakaida, OH ..... 14</p> <p>Jakub Ciesla, OPP..... 8</p> <p>Sam Porter, S ..... 8</p> <p>Three players with..... 4</p>	<p><b>DOUBLE-DOUBLES</b></p> <table border="1"> <thead> <tr> <th>Player</th> <th>2016</th> <th>Career</th> </tr> </thead> <tbody> <tr> <td>Jakub Ciesla, OPP</td> <td>1</td> <td>5</td> </tr> <tr> <td>Bradley Sakaida, OH</td> <td>0</td> <td>2</td> </tr> </tbody> </table>	Player	2016	Career	Jakub Ciesla, OPP	1	5	Bradley Sakaida, OH	0	2												
Player	2016	Career																					
Jakub Ciesla, OPP	1	5																					
Bradley Sakaida, OH	0	2																					
<p><b>KILLS</b></p> <p>Jakub Ciesla, OPP.....191</p> <p>Dimitar Kalchev, OH.....170</p> <p>Josiah Byers, MB .....110</p> <p>Bradley Sakaida, OH ..... 77</p> <p>Eric Chance, MB ..... 65</p>	<p><b>ASSISTS</b></p> <p>Sam Porter, S .....580</p> <p>CJ Suarez, L..... 30</p> <p>Emerson Waumans, S/OH ..... 20</p> <p>Bradley Sakaida, OH ..... 8</p> <p>Dimitar Kalchev, OH..... 6</p>	<p><b>DOUBLE-FIGURE KILLS</b></p> <table border="1"> <thead> <tr> <th>Player</th> <th>2016</th> <th>Career</th> </tr> </thead> <tbody> <tr> <td>Jakub Ciesla, OPP</td> <td>9</td> <td>23</td> </tr> <tr> <td>Dimitar Kalchev, OH</td> <td>7</td> <td>7</td> </tr> <tr> <td>Josiah Byers, MB</td> <td>4</td> <td>6</td> </tr> <tr> <td>Bradley Sakaida, OH</td> <td>1</td> <td>7</td> </tr> <tr> <td>Eric Chance, MB</td> <td>1</td> <td>1</td> </tr> <tr> <td>Anvis Greene, OPP</td> <td>1</td> <td>1</td> </tr> </tbody> </table>	Player	2016	Career	Jakub Ciesla, OPP	9	23	Dimitar Kalchev, OH	7	7	Josiah Byers, MB	4	6	Bradley Sakaida, OH	1	7	Eric Chance, MB	1	1	Anvis Greene, OPP	1	1
Player	2016	Career																					
Jakub Ciesla, OPP	9	23																					
Dimitar Kalchev, OH	7	7																					
Josiah Byers, MB	4	6																					
Bradley Sakaida, OH	1	7																					
Eric Chance, MB	1	1																					
Anvis Greene, OPP	1	1																					
<p><b>KILLS PER SET</b></p> <p>Jakub Ciesla, OPP.....3.54</p> <p>Dimitar Kalchev, OH.....2.98</p> <p>Josiah Byers, MB .....1.93</p> <p>Bradley Sakaida, OH .....1.38</p> <p>Justin Toth, MB.....1.25</p>	<p><b>DIGS</b></p> <p>CJ Suarez, L.....110</p> <p>Dimitar Kalchev, OH..... 62</p> <p>Sam Porter, S ..... 58</p> <p>Jakub Ciesla, OPP..... 57</p> <p>Bradley Sakaida, OH ..... 49</p>	<p><b>DOUBLE-FIGURE DIGS</b></p> <table border="1"> <thead> <tr> <th>Player</th> <th>2016</th> <th>Career</th> </tr> </thead> <tbody> <tr> <td>Bradley Sakaida, OH</td> <td>0</td> <td>11</td> </tr> <tr> <td>Jakub Ciesla, OPP</td> <td>1</td> <td>6</td> </tr> <tr> <td>CJ Suarez, L</td> <td>2</td> <td>4</td> </tr> </tbody> </table>	Player	2016	Career	Bradley Sakaida, OH	0	11	Jakub Ciesla, OPP	1	6	CJ Suarez, L	2	4									
Player	2016	Career																					
Bradley Sakaida, OH	0	11																					
Jakub Ciesla, OPP	1	6																					
CJ Suarez, L	2	4																					
<p><b>HITTING PCT.</b></p> <p>Justin Toth, MB......600</p> <p>Josiah Byers, MB .....431</p> <p>Eric Chance, MB .....362</p> <p>Jakub Ciesla, OPP.....286</p> <p>Brian O'Gorman, MB.....250</p>	<p><b>BLOCKS</b></p> <p>Eric Chance, MB ..... 51</p> <p>Josiah Byers, MB ..... 49</p> <p>Dimitar Kalchev, OH..... 35</p> <p>Sam Porter, S ..... 34</p> <p>Jakub Ciesla, OPP..... 32</p>																						





2016 CSUN Men's Volleyball  
 CSUN Combined Team Statistics (as of Feb 28, 2016)  
 All matches



Overall record: 10-7 Conf: 5-7 Home: 6-2 Away: 1-5 Neutral: 3-0

#	Player	sp	Attack				Set		Serve			Dig		Blocking				points				
			k	k/s	e	ta	pct	a	a/s	sa	se	sa/s	re	dig	dig/s	bs	ba		total	blk/s	be	bhe
14	Jakub Ciesla	54	191	3.54	71	420	.286	4	0.07	8	41	0.15	1	57	1.06	3	29	32	0.59	5	1	216.5
9	Dimitar Kalchev	57	170	2.98	91	360	.219	6	0.11	37	70	0.65	17	62	1.09	6	29	35	0.61	0	1	227.5
18	Josiah Byers	57	110	1.93	29	188	.431	3	0.05	4	15	0.07	0	12	0.21	9	40	49	0.86	9	0	143.0
3	Bradley Sakaida	56	77	1.38	51	197	.132	8	0.14	14	35	0.25	14	49	0.88	1	15	16	0.29	2	0	99.5
20	Justin Toth	8	10	1.25	1	15	.600	0	0.00	1	4	0.12	0	2	0.25	0	4	4	0.50	2	0	13.0
17	Eric Chance	53	65	1.23	18	130	.362	3	0.06	2	21	0.04	0	21	0.40	7	44	51	0.96	2	0	96.0
12	Arvis Greene	49	43	0.88	23	98	.204	1	0.02	4	8	0.08	1	10	0.20	0	10	10	0.20	1	0	52.0
16	Brian O'Gorman	19	14	0.74	6	32	.250	2	0.11	2	7	0.11	0	3	0.16	4	11	15	0.79	1	0	25.5
5	Chance Earnest	9	5	0.56	4	21	.048	0	0.00	2	6	0.22	1	4	0.44	0	2	2	0.22	0	0	8.0
15	Dan Starkey	44	10	0.23	3	20	.350	0	0.00	4	18	0.09	2	9	0.20	0	6	6	0.14	0	0	17.0
19	Emerson Waumans	5	1	0.20	0	1	1.000	20	4.00	1	1	0.20	0	2	0.40	0	1	1	0.20	0	0	2.5
8	Sam Porter	58	8	0.14	2	21	.286	580	10.00	8	26	0.14	0	58	1.00	3	31	34	0.59	0	3	34.5
2	Nick Alegrado	9	0	0.00	1	1	-1.000	4	0.44	0	0	0.00	0	16	1.78	0	0	0	0.00	0	0	0.0
7	Mitch Theisen	18	0	0.00	0	0	.000	0	0.00	1	2	0.06	0	4	0.22	0	0	0	0.00	0	0	1.0
1	CJ Suarez	56	0	0.00	0	1	.000	30	0.54	0	1	0.00	20	110	1.96	0	0	0	0.00	0	1	0.0
CSUN		60	704	11.73	300	1505	.268	661	11.02	88	255	1.47	67	419	6.98	33	222	144.0	2.40	22	6	936.0
Opponents		60	644	10.73	282	1447	.250	595	9.92	67	215	1.12	88	391	6.52	20	279	159.5	2.66	12	6	870.5

Team Statistics	CSUN	OPP
<b>ATTACK</b>		
Kills	704	644
Errors	300	282
Total Attacks	1505	1447
Attack Pct	.268	.250
Kills/Set	11.7	10.7
<b>SET</b>		
Assists	661	595
Attempts	1489	1428
Assist Pct	.444	.417
Assists/Set	11.0	9.9
<b>SERVE</b>		
Aces	88	67
Errors	255	215
Attempts	1308	1287
Serve Pct	.805	.833
Aces/Set	1.5	1.1
<b>SERVE RECEPTIONS</b>		
Errors	67	88
Errors/Set	1.1	1.5
Attempts	1071	1050
Reception Pct	.937	.916
<b>DEFENSE</b>		
Digs	419	391
Digs/Set	7.0	6.5
<b>BLOCKING</b>		
Block Solo	33	20
Block Assist	222	279
Total Blocks	144.0	159.5
Blocks/Set	2.4	2.7
Block Errors	22	12
Ball handling errors	6	6
<b>ATTENDANCE</b>		
Total	2516	8563
Dates/Avg Per Date	8/314	6/1427
Neutral site #/Avg	3/103	
Current win streak	0	-
Home win streak	2	-

Date	Opponent	Score	Score by set	Att.
Jan 06	CHARLESTON	w 3-0	25-18,25-18,25-16	175
#Jan 08	vs Sacred Heart	w 3-2	25-15,13-25,25-18,22-25,15-11	50
#Jan 08	vs Lindenwood	w 3-0	25-21,25-23,25-14	50
#Jan 09	vs NJIT	w 3-0	25-21,25-21,25-23	210
*Jan 13	CAL BAPTIST	w 3-0	25-19,25-16,25-23	213
*Jan 15	#13 USC	w 3-1	25-21,23-25,25-22,25-19	467
Jan 20	CAL LUTHERAN	w 3-0	25-17,25-23,25-13	296
*Jan 27	at #11 UCSB	L 0-3	11-25,23-25,17-25	148
*Jan 29	at #1 UCLA	L 1-3	25-20,23-25,25-27,19-25	751
*Feb 03	#9 PEPPERDINE	L 0-3	23-25,15-25,15-25	402
*Feb 06	#6 STANFORD	L 0-3	19-25,21-25,17-25	369
*Feb 10	at USC	w 3-2	25-23,22-25,25-22,13-25,15-9	350
*Feb 12	at Cal Baptist	L 2-3	14-25,25-21,25-19,25-27,14-16	350
*Feb 17	#11 UC IRVINE	w 3-1	25-22,25-20,23-25,25-21	315
*Feb 19	UC SAN DIEGO	w 3-0	25-15,25-17,25-15	279
*Feb 26	at #2 BYU	L 0-3	21-25,18-25,15-25	3519
*Feb 27	at #2 BYU	L 0-3	16-25,16-25,19-25	3445

\* - MPSF Match  
 # - UCSB Asics Invitational

Record in 3-set matches:6-5 • Record in 4-set matches:2-1 • Record in 5-set matches:2-1