


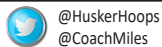




# NEBRASKA BASKETBALL

## 2018-19 GAME NOTES



### NEBRASKA VS. PENN STATE

16

**VS. PENN STATE**  
Date: Thurs., Jan. 10  
Time: 8 p.m.  
Arena: Pinnacle Bank Arena  
Tickets: Sold out

**MEDIA INFO**  
TV: ESPN2  
Video: ESPN app and ESPN.com  
Radio: Husker Sports Network  
Internet Audio: Huskers.com

## HUSKERS RETURN HOME FOR PENN STATE

### MATCHUP

#### NEBRASKA CORNHUSKERS

2018-19 Record: 11-4, 1-3 Big Ten  
Head coach: Tim Miles  
Record at Nebraska: 108-101 (7th year)  
Career Record: 391-321 (24th year)

#### PENN STATE NITTANY LIONS

2018-19 Record: 7-8, 0-4 Big Ten  
Head coach: Patrick Chambers  
Record at Penn State: 120-129 (8th year)  
Career Record: 162-157 (10th year)

#### BROADCAST INFO

**Television:** ESPN2  
Play-by-play: Jason Benetti Analysis: Robbie Hummel  
**Internet:** ESPN.com and ESPN app  
**Radio:** Husker Sports Network, including 590 AM (Omaha), 1400 AM (Lincoln) and 880 AM (Lexington)  
Play-by-play: Kent Pavelka Analysis: Jake Muhleisen  
**Online Radio:** Available online at Huskers.com, on the Huskers App and on TuneIn Radio and the TuneIn Radio App.  
**Satellite Radio:** Sirius: 84 XM: 84 Internet: 84

After opening 2019 with a pair of road games, the Husker men's basketball team returns to Pinnacle Bank Arena Thursday evening to take on the Penn State Nittany Lions. A limited number of returned tickets, if available, will be on sale at the PBA Box Office beginning at 6:30 p.m. on Thursday.

Tipoff is set for 8:05 p.m. (central) and the matchup will be televised nationally on ESPN2 with Jason Benetti and Robbie Hummel on the call. Thursday's game will also be available on ESPN.com, as well as the ESPN app with cable authentication.

Fans can follow all of the action across the state of Nebraska on the IMG Husker Sports Network with Kent Pavelka and Jake Muhleisen on the call. The game will also be available on Huskers.com, on the Huskers app, on TuneIn Radio and the TuneIn Radio app and on XM radio. The pregame show begins one hour prior to tipoff on many of the Husker Sports Network affiliates (affiliate list on page 7 of the game notes).

The Huskers (11-4, 1-3 Big Ten) look to bounce back after a 93-84 loss at No. 25 Iowa on Sunday. Senior Isaac Copeland had a season-high 24 points to lead four Huskers in double figures, but the Hawkeyes got a strong performance from Jordan Bohannon, who scored 22 of his 25 points in the second half. Iowa also went 10-of-22 from 3-point range and 29-of-32 from the foul line, while Nebraska shot just 4-of-23 from long range against the Hawkeyes.

Nebraska will look to sharpen its focus on the defensive end, as its last two opponents shot a combined 46 percent from the floor and averaged 83.5 points per game after the Huskers entered January allowing just 37 percent shooting and 57.8 ppg.

Nebraska hopes a return to Pinnacle Bank Arena will provide a spark, as Nebraska goes for a school-record 20th straight home win on Thursday night. It is the fourth-longest streak in the nation entering this week's action and the longest by a power conference program. A win against the Nittany Lions would match the streak set by the 1965-66 and 1966-67 squads.

Penn State (7-8, 0-4 Big Ten) looks to bounce back following a 71-52 loss to Wisconsin on Sunday. Lamar Stevens led PSU with 22 points, but was the only Nittany Lion in double figures. Stevens is among the Big Ten's top performers, averaging a team-high 18.9 points and 8.1 rebounds per game.

### OPENING NUMBER

8.5

Nebraska leads the Big Ten with 8.5 steals per game, as all five starters average at least a steal per game. As a team, Nebraska has not averaged 8.0 steals per game since the 2007-08 season (8.4 spg).



### 2018-19 NEBRASKA CORNHUSKERS

No	Name	Pos.	Ht.	Wt.	Yr.	Hometown	GP/GS	MPG	PPG	RPG	APG
0	James Palmer Jr.	G	6-6	207	Sr.	Upper Marlboro, Md.	15/15	32.1	20.1	3.9	3.0
1	Amir Harris	G	6-6	205	Fr.	Frederick, Md.	9/0	11.6	1.4	2.9	0.9
4	Johnny Trueblood	G	6-3	194	Sr.	Omaha, Neb.	7/0	4.1	0.9	1.1	0.7
5	Glynn Watson Jr.	G	6-0	180	Sr.	Bellwood, Ill.	15/15	30.9	13.0	4.1	4.1
10	Karrington Davis	G	6-6	215	Fr.	St. Louis, Mo.	Injured (Achilles)				
11	Dachon Burke Jr.	G	6-4	180	Jr.	Orange, N.J.	Will sit out 2018-19 (Transfer)				
12	Thomas Allen	G	6-1	184	So.	Raleigh, N.C.	15/13	28.7	8.7	2.3	2.3
14	Isaac Copeland Jr.	F	6-9	225	Sr.	Raleigh, N.C.	15/15	30.5	14.7	5.5	1.3
15	Isaiah Roby	F	6-8	230	Jr.	Dixon, Ill.	14/14	27.3	10.6	6.3	1.9
20	Tanner Borchardt	F	6-8	250	Sr.	Gothenburg, Neb.	15/1	12.6	2.1	2.9	0.2
25	Nana Akenten	G	6-6	218	So.	Bolingbrook, Ill.	15/2	15.0	5.8	3.1	0.3
33	Justin Costello	G	6-1	200	RFr.	Omaha, Neb.	7/0	3.4	1.1	0.3	0.6
34	Thorir Thorbjarnarson	G	6-6	206	So.	Reykjavik, Iceland	8/0	8.0	1.4	1.5	1.1
45	Brady Heiman	F	6-11	215	Fr.	Springfield, Neb.	9/0	7.1	1.2	1.3	1.0

### 2018-19 SCHEDULE

Date	Opponent	TV/Internet	Result
Thurs., Nov. 1	Wayne State (exh.)	BTN Plus	W, 75-40
Tues., Nov. 6	Mississippi Valley State	BTN Plus	W, 106-37
Sun., Nov. 11	Southeastern Louisiana	ESPN2	W, 87-35

#### Gavitt Tipoff Games

Wed., Nov. 14	Seton Hall	BTN	W, 80-57
---------------	------------	-----	----------

#### Hall of Fame Classic Powered by ShotTracker

Mon., Nov. 19	vs. Missouri State	ESPN2	W, 85-62
Tues., Nov. 20	vs. Texas Tech	ESPN2	L, 52-70
Sat., Nov. 24	Western Illinois	BTN Plus	W, 73-49

#### ACC/B1G Challenge

Mon., Nov. 26	at Clemson	ESPN2	W, 68-66
Sun., Dec. 2	Illinois*	BTN	W, 75-60
Wed., Dec. 5	at Minnesota*	BTN	L, 78-85
Sat., Dec. 8	Creighton	BTN	W, 94-75
Sun., Dec. 16	vs. Oklahoma State	BTN	W, 79-56
Sat., Dec. 22	Cal State Fullerton	BTN	W, 86-62
Sat., Dec. 29	Southwest Minn. St.	BTN Plus	W, 79-38
Wed., Jan. 2	at Maryland*	BTN	L, 72-74
Sun., Jan. 6	at No. 25 Iowa*	BTN	L, 84-93
Thurs., Jan. 10	Penn State*	ESPN2	8 p.m.
Mon., Jan. 14	at Indiana*	FS1	5:30 p.m.
Thurs., Jan. 17	Michigan State*	FS1	7 p.m.
Mon., Jan. 21	at Rutgers*	BTN	7 p.m.
Sat., Jan. 26	Ohio State*	FS1	11 a.m.
Tues., Jan. 29	Wisconsin*	BTN	7 p.m.
Sat., Feb. 2	at Illinois*	BTN	1:15 p.m.
Wed., Feb. 6	Maryland*	BTN	6 p.m.
Sat., Feb. 9	at Purdue*	BTN	7:30 p.m.
Wed., Feb. 13	Minnesota*	BTN	8 p.m.
Sat., Feb. 16	Northwestern*	BTN	7:30 p.m.
Tues., Feb. 19	at Penn State*	FS1	6 p.m.
Sat., Feb. 23	Purdue*	BTN	3 p.m.
Thurs., Feb. 28	at Michigan*	ESPN/2	6 p.m.
Tues., March 5	at Michigan State*	ESPN/2	6 p.m.
Sun., March 10	Iowa*	BTN	1 p.m.

#### Big Ten Tournament

Wed., March 13	First Round	BTN	TBD
Thurs., March 14	Second Round	BTN	TBD
Fri., March 15	Quarterfinals	BTN	TBD
Sat., March 16	Semifinals	CBS	Noon/2:30 p.m.
Sun., March 17	Championship	CBS	2:30 p.m.

#### NCAA Tournament

March 19-20	First Four	TBA	TBA
March 21-24	First/Second Rounds	TBA	TBA
March 28-29	Regional Semifinals	TBA	TBA
March 30-31	Regional Finals	TBA	TBA
Sat., April 6	National Semifinals	TBA	TBA
Mon., April 8	National Championship	TBA	TBA

All games carried on IMG Husker Sports Network; Home games in red. All dates/times subject to change. Please check Huskers.com for updates.

### COMMUNICATIONS CONTACT

Sr. Associate Communications Director: Shamus McKnight  
Office: 402-472-7772 | Cell: 402-540-0268  
E-mail: smcknight@huskers.com

2018-19 NEBRASKA CORNHUSKERS

No.	VL	Name	Pos.	Ht.	Wt.	Yr.	Hometown (Previous School)
0	*	James Palmer Jr.	G	6-6	207	Sr.	Upper Marlboro, Md. (Miami)
1		Amir Harris	G	6-6	205	Fr.	Frederick, Md. (St. James School)
4	**	Johnny Trueblood	G	6-3	194	Sr.	Omaha, Neb. (Elkhorn South)
5	***	Glynn Watson Jr.	G	6-0	180	Sr.	Bellwood, Ill. (St. Joseph)
10		Karrington Davis ^	G	6-6	215	Fr.	St. Louis, Mo. (Montverde Academy)
11		Dachon Burke Jr. &	G	6-4	180	Jr.	Orange, N.J. (Robert Morris)
12	*	Thomas Allen	G	6-1	184	So.	Raleigh, N.C. (Brewster Academy)
14	*	Isaac Copeland Jr.	F	6-9	225	Sr.	Raleigh, N.C. (Georgetown)
15	**	Isaiah Roby	F	6-8	230	Jr.	Dixon, Ill. (Dixon)
20	***	Tanner Borchardt	F	6-8	250	Sr.	Gothenburg, Neb. (Gothenburg)
25	*	Nana Akenten	G	6-6	218	So.	Bolingbrook, Ill. (Bolingbrook)
33		Justin Costello	G	6-1	200	RFr.	Omaha, Neb. (Elkhorn South)
34	*	Thorir Thorbjarnarson	G	6-6	206	So.	Reykjavik, Iceland (Menntaskólinn i Reykjavik)
45		Brady Heiman	F	6-11	215	Fr.	Springfield, Neb. (Platteview)

\*-Letters earned; ^-2018-19 Redshirt; &-Sitting out because of NCAA Transfer rules

PRONUNCIATIONS

Jim Molinari.....	Mole-in-AIR-ee
Nana Akenten.....	uh-KEN-ten
Tanner Borchardt.....	BOR-kart
Dachon Burke.....	DAY-shawn
Thorir Thorbjarnarson.....	Thor-EAR thorb-YAR-nar-son
Glynn Watson Jr.....	Glinn
Brady Heiman.....	HI-men

COACHING AND SUPPORT STAFF

Head Coach: Tim Miles, seventh season (University of Mary, 1989)

Assistant Coaches: Armon Gates, first season (Kent State, 2006); Michael Lewis, third season (Indiana, 2000); Jim Molinari, fifth season (Illinois Wesleyan, 1977)

Basketball Strength Coach: Tim Wilson

Video Coordinator: Matt Holt

Director of Basketball Operations: Gregory Eaton

Assistant Director of Basketball Operations: Sheryl Burbach

Graduate Managers: Dorian Green and Vince Fritz

Equipment Manager: Pat Norris

Athletic Trainer: R.J. Pietig

MEDIA SCHEDULE

Men's Basketball Communications Contact: Shamus McKnight / Office: 402-472-7772 / Cell: 402-540-0268 / E-mail: smcknight@huskers.com

MEDIA PLANNER	Dec. 30 (Sun.)	Dec. 31 (Mon.)	Jan. 1 (Tues.)	Dec. 2 (Wed.)	Jan. 3 (Tues.)	Jan. 4 (Fri.)	Jan. 5 (Sat.)
<b>Dec. 30 - Jan. 12</b>	OFF DAY	Practice (HTC) <i>Media</i> <i>(Post Practice)</i>	Practice at Maryland	at Maryland, L, 72-74 BTN and HSN	Practice (HTC)	Practice (HTC)	Practice (HTC) <i>Media</i> <i>(Post Practice)</i>
(HTC) - Hendricks Training Complex							
(PBA) - Pinnacle Bank Arena	<b>Jan. 6 (Sun.)</b> at Iowa, L, 84-93 BTN and HSN	<b>Jan. 7 (Mon.)</b> OFF DAY	<b>Jan. 8 (Tues.)</b> Practice (HTC)	<b>Jan. 9 (Wed.)</b> Practice (PBA)  Media (1:30 p.m.)	<b>Jan. 10 (Thurs.)</b> vs. Penn State, 8 p.m. ESPN2 and HSN	<b>Jan. 11 (Fri.)</b> Practice (HTC)	<b>Jan. 12 (Sat.)</b> Practice (HTC)

TALE OF THE TAPE

Nebraska Cornhuskers	Nebraska	OPP	Penn State Nittany Lions	PSU	OPP
2018-19 Team Statistics (Record: 11-4, 1-3 Big Ten)			2018-19 Team Statistics (Record: 7-8, 0-4 Big Ten)		
SCORING	1198	919	SCORING	1022	1000
Points per game	79.9	61.3	Points Per Game	68.1	66.7
Scoring margin	+18.6	-	Margin	1.5	--
FIELD GOALS-ATT	414-875	340-881	FIELD GOALS-ATT	368-887	365-818
Field goal pct	.473	.386	Field Goal Percentage	.415	.446
3 POINT FG-ATT	129-354	75-263	3-POINT FG-ATT	106-338	92-271
3-point FG pct	.364	.285	3-Point FG Percentage	.314	.339
3-pt FG made per game	8.6	5.0	3-Point FG made per game	7.1	6.1
FREE THROWS-ATT	241-330	164-234	FREE THROWS-ATT	180-267	178-258
Free throw pct	.730	.701	Free Throw Percentage	.674	.690
F-Throws made per game	16.1	10.9	F-Throws made per game	12.0	11.9
REBOUNDS	548	535	REBOUNDS	549	513
Rebounds per game	36.5	35.7	Rebounds Per Game	36.6	34.2
Rebounding margin	+0.9	-	Rebounding Margin	2.4	--
ASSISTS	223	139	ASSISTS	180	167
Assists per game	14.9	9.3	Assists Per Game	12.0	11.1
TURNOVERS	155	227	TURNOVERS	201	212
Turnovers per game	10.3	15.1	Turnovers Per Game	13.4	14.1
Turnover margin	+4.8	-	Turnover Margin	+0.7	--
Assist/turnover ratio	1.4	0.6	Assist/Turnover Ratio	0.9	0.8
STEALS	127	74	STEALS	119	105
Steals per game	8.5	4.9	Steals Per Game	7.9	7.0
BLOCKS	71	48	BLOCKS	50	53
Blocks per game	4.7	3.2	Blocks Per Game	3.3	3.5

NUMBERS TO KNOW

**1.44** - Nebraska's assist-to-turnover ratio, which is on pace to be one of the best marks in school history. Last season, NU had a 1.23-to-1 assist-to-turnover ratio. Both Glynn Watson Jr. and Thomas Allen currently have better than 3.0-to-1 assist-to-turnover ratios.

No.	Year	Asst.-to-TO ratio
1.	1984-85	1.81
2.	1985-86	1.64
-	<b>2018-19</b>	<b>1.44</b>
3.	1983-84	1.34
4.	1981-82	1.29

**13** - Number of 20-point games for Husker players in 2018-19. James Palmer Jr. has eight while Isaac Copeland Jr. (three), Glynn Watson Jr. (one) and Isaiah Roby (one) also enjoyed 20-point games. Sunday's game was the second time in 2018-19 with multiple 20-point games (Copeland Jr. 24; Palmer Jr. 20).

**79.9** - Nebraska current scoring average which is the highest after 15 games since the 1995-96 team averaged 87.5 ppg in that same time frame.

**20.1** - Scoring average for James Palmer Jr. The senior is bidding to become the first Husker since Tyronn Lue (1997-98) to average 20 points per game.

**PROBABLE STARTERS**



**#5 Glynn Watson Jr. | G | Sr. | 6-0 | 180 | Bellwood, Ill.**

**2018-19:** PPG: 13.0 | RPG: 4.1 | APG: 4.1 | SPG: 1.3

**at Iowa:** Held to six points on 3-of-10 shooting, but added five assists

**Worth Noting:** Fourth-year starter who is setting career bests in scoring, rebounding and assists while guarding opponent's top backcourt player...Needs 19 points to move into 16th on NU's career scoring list and two steals to move into sixth on Husker career charts...Posted his first career double-double with 10 points and a career-high 10 assists vs. Cal State Fullerton...Reached double figures 12 times in 2018-19 (65 in his career), including a season-high 20 points and nine boards vs. Western Illinois...Dished eight assists and had 14 points vs. Seton Hall.

**Career Bests:** Pts: 34 | Reb: 9 (2x) | Ast: 10 | Stl: 6



**#24 James Palmer Jr. | G | Sr. | 6-6 | 207 | Upper Marlboro, Md.**

**2018-19:** PPG: 20.1 | RPG: 3.9 | APG: 3.0 | SPG: 1.5

**at Iowa:** Finished with 20 points and four assists

**Worth Noting:** All-American candidate...Is second in B1G in scoring...Has 16 career 20-point games, including a 26-point, seven-rebound, five-steal effort at Maryland...Poured in a season-high 30 points vs. Creighton, including a career-high six 3-pointers...Led NU with 29 points and added six boards vs. Seton Hall...Tallied 29 points and five assists vs. Oklahoma State...2018 First-team All-Big Ten pick was fifth in the B1G in scoring at 17.2 ppg along with 4.4 rpg and 3.0 apg...Had a career-high 34 points at Ohio State in 2018...Played in 34 games in 2015-16 at Miami, averaging 3.4 ppg.

**Career Bests (includes Miami):** Pts: 34 | Reb: 9 | Ast: 9 | Stl: 5 (2x)



**#12 Thomas Allen | G | So. | 6-1 | 184 | Raleigh, N.C.**

**2018-19:** PPG: 8.7 | RPG: 2.3 | APG: 2.3 | SPG: 1.6

**at Iowa:** Finished with 10 points, four rebounds and four assists in 35 minutes

**Worth Noting:** Is third in the Big Ten in steals per game...Averaged 10.6 ppg on 55 percent shooting over NU's last eight games...Had a career-high 18 points along with five boards and four assists vs. Creighton...Came off the bench with 14 points on 5-of-7 shooting and two steals vs. Oklahoma State...Has seven career double-figure efforts...Played in 32 games in 2017-18...Came off the bench to score 13 points on 5-of-7 shooting against No. 13 Kansas in 2017...Was a consensus top-100 recruit playing for Brewster (N.H.) Academy where he averaged 18 ppg, including 115 3-pointers.

**Career Bests:** Pts: 18 | Reb: 5 (2x) | Ast: 5 | Stl: 5



**#14 Isaac Copeland Jr. | F | Sr. | 6-9 | 225 | Raleigh, N.C.**

**2018-19:** PPG: 14.7 | RPG: 5.5 | APG: 1.3 | SPG: 1.3

**at Iowa:** Scored a season-high 24 points and added six rebounds, two assists and two steals

**Worth Noting:** Has 35 double-figure games at NU, including eight 20-point efforts...Five career double-doubles (4 at NU; 1 at G'town)...Tallied 16 points on 7-of-11 shooting and five boards vs. OSU...Led NU with 20 points and eight boards vs. Texas Tech...Had 23 points, seven caroms and four assists vs. Missouri State...Posted 18 points and 10 rebounds vs. Seton Hall...Honorable-mention All-Big Ten in 2018 (12.9 ppg, 6.1 rpg)...Started all 33 games at Georgetown in 2015-16, averaging 11.1 ppg and 5.4 rpg, including a 32-point game vs. Marquette...No. 16 player in the class of 2014 by ESPN.

**Career Bests (includes Georgetown):** Pts: 32 | Reb: 13 | Ast: 7 | Bl: 4 | Stl: 3 (4x)



**#15 Isaiah Roby | F | Jr. | 6-8 | 230 | Dixon, Ill.**

**2018-19:** PPG: 10.6 | RPG: 6.3 | APG: 1.9 | BPG: 1.5 | SPG: 1.4

**at Iowa:** Tallied 17 points on 8-of-10 shooting and nine boards despite foul trouble

**Worth Noting:** One of two players in top-10 in B1G in both blocks (1.5, fifth) and steals (1.4, sixth)...Has 24 career double-figure games and four double-doubles...Finished with a career-high 20 points along with eight boards, three assists and two blocks against Cal State Fullerton...Totaled 15 points, eight boards and four assists against Creighton...Had 15 points, four rebounds and three blocks at Minnesota...Ranked fourth in Big Ten in blocks (2.0 bpg) in 2017-18...Averaged 3.1 ppg and 2.9 rpg as a freshman...Averaged 19.7 ppg, 10.5 rpg, 5.5 apg and 3.9 bpg per game as a senior at Dixon HS.

**Career Bests:** Pts: 20 | Reb: 13 | Ast: 4 (4x) | Bl: 6 | Stl: 4 (2x)

**ACTIVE CAREER LEADERS (AFTER IOWA)**

Points.....	Glynn Watson Jr., 1,236
Rebounds.....	Isaiah Roby, 376
3-Pointers.....	Glynn Watson Jr., 134
Field Goals.....	Glynn Watson Jr., 449
Free Throws.....	James Palmer Jr., 261
Assists.....	Glynn Watson Jr., 332
Steals.....	Glynn Watson Jr., 157
Blocked Shots.....	Isaiah Roby, 109
Games Played.....	Glynn Watson Jr., 113
Games Started.....	Glynn Watson Jr., 92

**EXPERIENCE CHART (AFTER IOWA)**

Totals	Career GP	GP at NU	Starts	Starts at NU
Akenten	22	15	2	2
Allen	47	15	13	13
Borchardt	44	44	1	1
Burke	65	0	46	0
Copeland	121	48	98	48
Costello	7	7	0	0
Davis	0	0	0	0
Harris	9	9	0	0
Heiman	14	14	0	0
Palmer	120	48	53	48
Roby	76	76	31	31
Thorbjarnarson	9	9	0	0
Trueblood	17	17	0	0
Watson	113	113	92	92
<b>Totals</b>	<b>664</b>	<b>415</b>	<b>336</b>	<b>235</b>

**RETURNING TEAM STATS (ENTERING 2018-19)**

Pct. of scoring.....	73.4 (1751/2386)
Pct. of rebounds.....	61.4 (731/1111)
Pct. of field goals made.....	73.2 (600/820)
Pct. of field goals attempted.....	72.2 (1376/1906)
Pct. of 3-point FG made.....	67.2 (156/232)
Pct. of 3-point FG attempted.....	70.1 (470/670)
Pct. of free throws made.....	76.8 (395/514)
Pct. of free throws attempted.....	76.0 (544/716)
Pct. of assists.....	71.5 (319/446)
Pct. of steals.....	68.0 (136/200)
Pct. of blocked shots.....	67.2 (123/183)
Pct. of minutes.....	64.5 (4273/6625)

*NOTE: All statistics based on returning player stats and percentage of overall team totals from 2017-18.*

**RETURNING STAT LEADERS (ENTERING 2018-19)**

Points per game.....	James Palmer Jr. – 17.2
Rebounds per game.....	Isaiah Roby – 6.3
Assists per game.....	Glynn Watson Jr. – 3.2
Steals per game.....	Glynn Watson Jr. – 1.4
Blocked Shots per game.....	Isaiah Roby – 2.0
Games Started.....	James Palmer Jr./Isaac Copeland Jr. – 33
Minutes Played.....	James Palmer Jr. – 1,024
Field Goals Made.....	James Palmer Jr. – 181
Field Goal Pct.....	Isaiah Roby – 56.5
Free Throws Made.....	James Palmer Jr. – 163
Free Throw Pct.....	Glynn Watson Jr. – 78.0
3-Pointers Made.....	James Palmer Jr. – 43
3-Point Field Goal Pct.....	Isaiah Roby. – 40.5



2018-19 BIG TEN STANDINGS (JAN. 7)

Team	B1G	Pct.	Overall	Pct.
Michigan	4-0	1.000	15-0	1.000
Michigan State	4-0	1.000	13-2	.867
Indiana	3-1	.750	12-3	.800
Maryland	3-1	.750	12-3	.800
Wisconsin	3-1	.750	11-4	.733
Minnesota	2-1	.667	12-2	.857
Ohio State	2-1	.667	12-2	.857
Purdue	2-1	.667	9-5	.643
Iowa	1-3	.250	12-3	.800
Nebraska	1-3	.250	11-4	.733
Northwestern	1-3	.250	10-5	.667
Rutgers	0-3	.000	7-6	.538
Penn State	0-4	.000	7-8	.467
Illinois	0-4	.000	4-11	.267

UPCOMING SCHEDULE/RECENT RESULTS

Date	Matchup	Time	TV
Sat., Jan. 5	Michigan State 86, Ohio State 77 Maryland 77, Rutgers 63		
Sun., Jan. 6	Northwestern 68, Illinois 66 Michigan 74, Indiana 63 Iowa 93, Nebraska 84 Wisconsin 71, Penn State 52		
Tues., Jan. 8	Maryland at Minnesota Purdue at Michigan State	6 p.m. 8 p.m.	BTN ESPN
Wed., Jan. 9	Ohio State at Rutgers Iowa at Northwestern	6 p.m. 8 p.m.	BTN BTN
Thurs., Jan. 10	Michigan at Illinois Penn State at Nebraska	7 p.m. 8 p.m.	FS1 ESPN2
Fri., Jan. 11	Indiana at Maryland Purdue at Wisconsin	6 p.m. 8 p.m.	FS1 FS1
Sat., Jan. 12	Rutgers at Minnesota Ohio State at Iowa	11:30 a.m. 1:30 p.m.	BTN BTN
Sun., Jan. 13	Michigan State at Penn State Northwestern at Michigan	3:30 p.m. 6:30 p.m.	CBS BTN
Mon., Jan. 14	Nebraska at Indiana Wisconsin at Maryland	5:30 p.m. 7:30 p.m.	FS1 FS1

COPELAND NAMED TO SENIOR CLASS AWARD LIST

Isaac Copeland Jr. was named as one of 30 candidates for the 2019 Senior CLASS Award earlier this season. An acronym for Celebrating Loyalty and Achievement for Staying in School®, the Senior CLASS Award focuses on the total student-athlete and encourages students to use their platform in athletics to make a positive impact as leaders in their communities.

Copeland has been instrumental in the Huskers' success over the last two seasons, starting every game since arriving on campus and earning honorable-mention All-Big Ten honors. In the classroom, he received his degree from Nebraska in May of 2018 and is currently working on a master's degree.

PENN STATE PROBABLE STARTERS

No.	Name	Pos.	Yr.	Ht.	Wt.	G/GS	PPG	RPG	Other
13	Rasir Bolton	G	Fr.	6-2	180	15/8	13.1	2.3	1.6 apg
23	Josh Reaves	G	Sr.	6-5	214	15/15	9.5	5.0	2.5 spg
2	Myles Dread	G	Fr.	6-4	215	15/11	8.1	3.0	0.9 spg
11	Lamar Stevens	F	Jr.	6-8	230	15/15	18.9	8.1	1.9 apg
24	Mike Watkins	C	Jr.	6-9	254	10/6	7.5	7.6	1.2 bpg

SCOUTING PENN STATE

Under eighth-year coach Patrick Chambers, Penn State comes to Lincoln looking to snap a two-game losing streak. The Nittany Lions, who went 26-13 and won the NIT in 2018, returned three starters from year ago, but have been forced to use several lineups during the first half of the season. Penn State handed No. 9 Virginia Tech its only loss of the year and has battled nationally ranked Michigan and Indiana. In Sunday's loss to Wisconsin, the Nittany Lions shot just 38 percent and committed 16 turnovers which led to 19 Wisconsin points.

Senior forward Lamar Stevens has been the one constant for Penn State, as he leads the Nittany Lions in both scoring (18.9 ppg) and rebounding (8.1 rpg). Stevens has been in double figures in all 15 games, including seven 20-point efforts, and has six double-doubles. He had 22 points in Sunday's game against Wisconsin.

Junior Mike Watkins returns on the interior and is averaging 7.5 points and 7.6 rebounds per game while shooting 57 percent from the field. Senior Josh Reaves is one of the premier defensive players in the Big Ten, as he leads the conference in steals at 2.5 per game while also leading Penn State in assists (3.3 apg). Freshmen Rasir Bolton (13.1 ppg) and Myles Dread (8.1 ppg) provide additional offensive output.

SERIES HISTORY

Thursday's game is the 18th meeting between the Huskers and Nittany Lions, and Penn State holds a 9-8 advantage. Since Nebraska joined the Big Ten, the Huskers are 7-7 against the Nittany Lions (7-5 in regular season; 0-2 in Big Ten Tournament). The teams played three times before Nebraska joined the Big Ten, a home-and-home series in 1980 and 1981 and in the second round of the 1995 NIT. Nebraska is 7-1 in Lincoln all-time against the Nittany Lions.

LAST MEETING VS. PENN STATE

Isaac Copeland recorded a double-double with 17 points and 12 rebounds, and Nebraska led wire-to-wire, defeating Penn State 76-64 in the 2017-18 regular-season finale. Copeland led four Huskers in double figures, as Isaiah Roby scored 13 points and added seven boards while Glynn Watson Jr. and James Palmer Jr. both tallied 11 points.

Nebraska took control with a 17-3 run, turning a one-point game into a 25-10 cushion and led by double figures the rest of the way. Jordy Tshimanga had six of his eight points in an 11-0 spurt, as he and Copeland combined to outscore the Nittany Lions, 18-17, in the opening 20 minutes. Nebraska led by as many as 21 in the second half in posting its sixth straight win over PSU in Lincoln.

LAST TIME OUT

Isaac Copeland scored a season-high 24 points, but it was not enough as No. 24 Nebraska lost a battle of top-25 teams Sunday night, falling to No. 25 Iowa, 93-84, at Carver-Hawkeye Arena.

Nebraska dropped to 11-4 on the season and 1-3 in the Big Ten after losing back-to-back games for the first time this season. Iowa (12-3, 1-3 Big Ten) picked up its first conference victory by scoring 93 points, the most Nebraska has allowed this season.

The 3-point line was a major factor, as Iowa made six more threes than the Huskers. Nebraska hit two of its first four 3-pointers but missed 17 of its final 19 attempts, connecting on just 4-of-23 from beyond the arc on the game. While the Huskers struggled to find their range, Iowa was 10-of-22 from the 3-point line, in addition to going 29-of-32 at the free-throw line. Nebraska made three more

NEBRASKA-PENN STATE AT A GLANCE

- All-time: Penn State leads, 9-8
- In Lincoln: Nebraska leads, 7-1  
At Pinnacle Bank Arena: Nebraska leads, 4-0
- In State College: Penn State leads 6-1  
Bryce Jordan Center: Penn State leads, 5-1
- In Big Ten Conference games: Nebraska leads, 7-5
- In Big Ten Tournament games: Penn State leads, 2-0

Husker-Nittany Lion Superlatives

- Most consecutive wins (year ended): Nebraska 2 (2013); Penn State 2 (1981-1995; 2015)
- Most points scored: Nebraska, 82, at Lincoln, Neb., Feb. 14, 2017; Penn State, 76, at Washington, D.C., March 8, 2017
- Highest combined score: 148, Nebraska, 82, Penn State, 66, at Lincoln, Neb., Feb. 14, 2017
- Biggest winning margin: Nebraska, 25, at Lincoln, Neb., Dec. 9, 1980; Penn State, 16, at University Park, Pa., Feb. 11, 2012

Big Ten Era

Date	Site	Rankings	Result	Neb.	PSU
1-11-12	H	-/-	W	70	58
2-11-12	A	-/-	L	51	67
1-19-13	A	-/-	W	68	64
2-9-13	H	-/-	W	67	53
1-23-14	A	-/-	L	54	58
2-20-14	H	-/-	W	80	67
2-7-15	A	-/-	L	43	56
3-11-15	N	-/-	L	65	68
2-13-16	H	-/-	W	70	54
2-25-16	A	-/-	L	55	56
2-14-17	H	-/-	W	82	66
3-8-17	N	-/-	L (OT)	67	76
1-12-18	A	-/-	L (OT)	74	76
2-25-18	H	-/-	W	76	64

Postgame Notes

- The Iowa game marked just the ninth time in school history that both team were ranked at game time (NU 24, Iowa 25).
- Nebraska had a pair of 20-point scorers in Isaac Copeland (24) and James Palmer Jr. (20), marking the second time NU has had a pair 20-point scorers (also vs. Cal State Fullerton)
- Nebraska's 93 points allowed is a season high (85 at Minnesota) and over 30 points higher than the Huskers' season average entering the contest.
- NU had just eight turnovers, the fourth straight game the Huskers committed 10 or fewer turnovers in a game
- The Huskers shot a season low .174 from 3-point range, snapping a streak of four straight games over 40 percent from long range.

**CAREER STATS VS. PENN STATE**

Player	GP-GS	Min-Avg	FG-FGA	Pct	3FG-FGA	Pct	FT-FTA	Pct	Off	Def	Tot	Avg	PF	A	TO	Blk	Stl	Pts	Avg
Copeland	2-2	71-35.5	13-23	.565	4-8	.500	8-12	.667	6	14	20	10.0	4	6	2	1	3	38	19.0
Watson	6-4	184-30.7	27-66	.409	7-17	.412	11-13	.846	4	16	20	3.3	12	16	6	1	7	72	12.0
Palmer	2-2	53-26.5	6-21	.286	0-4	.000	4-7	.571	3	4	7	3.5	4	6	7	0	2	16	8.0
Roby	4-0	94-23.5	12-20	.600	1-4	.250	6-9	.667	6	11	17	4.3	14	6	2	3	2	31	7.8
Allen	2-0	12-6.0	2-5	.400	1-3	.333	0-0	.000	0	2	2	1.0	0	0	1	0	0	5	2.5
Trueblood	1-0	2-2.0	0-1	.000	0-0	.000	0-0	.000	0	0	0	0.0	0	0	0	0	0	0	0.0
Borchardt	3-0	16-5.3	0-0	.000	0-0	.000	0-2	.000	2	3	5	1.7	4	0	2	0	0	0	0.0

field goals and had five fewer turnovers than Iowa, but Iowa out-rebounded Nebraska by nine.

Copeland scored his 24 points in only 30 minutes, and he added six rebounds. James Palmer Jr. added 20 points and four assists, while Isaiah Roby hit 8-of-10 shots from the floor to finish with 17 points and nine rebounds. Thomas Allen rounded out the quartet of Huskers in double figures with 10 points to go along with four rebounds and four assists.

**WORTH NOTING**

▶ Nebraska looks to match a school record, as the Huskers go for their 20th straight home win on Thursday against Penn State. The Huskers' 19 straight home wins dating back to Dec. 20, 2017 is the fourth-longest active streak in the country and longest by a power conference program. A win on Thursday would match a 20-game streak set between 1965 and 1967.

▶ As of the Jan. 6 NET, Nebraska has played eight games against teams in the top two quadrants, tied for 10th nationally. Of the nine teams who have played more, the Huskers will play six of them during the season (Illinois, Oklahoma State, Michigan State, Wisconsin, Purdue and Seton Hall).

▶ The Big Ten is well represented in the latest NET released on Jan. 6, as 10 teams are ranked in the top 40, including six teams in the top 22 (Michigan-3; Michigan State-7; Nebraska-15; Wisconsin-17; Indiana-20; Purdue-22). In all, 12 of the 14 Big Ten teams are in the top 75 nationally.

▶ All four of Nebraska's losses are to teams either ranked or receiving votes in this week's national polls.

▶ The Huskers' 11-4 mark is its best 15-game record since the 2010-11 team opened the year with a 13-2 mark after 15 games.

▶ The Huskers are averaging 79.9 points per game, which is third in the Big Ten and NU's highest scoring average after 15 games since the 1995-96 season (87.5 ppg). During the previous six seasons under Head Coach Tim Miles, NU's highest average after 15 games was 75.8 ppg set last season.

▶ Nebraska's offense ranks in the top-25 nationally in a trio of categories, including turnovers per game (10.4, 11th), turnover margin (+4.8, 12th) and assist-to-turnover ratio (1.43, 21st).

▶ NU has committed 10 or fewer turnovers in eight of the last 10 contests dating back to Nov. 24. On the season, the Huskers' four primary ball handlers (Glynn Watson Jr., Thomas Allen, James Palmer Jr. and Amir Harris) have combined 2.1-to-1 assist-to-turnover ratio.

▶ Nebraska is one of six teams in Division I ranked in the top 25 nationally in field goal defense, 3-point defense and scoring defense through Jan. 6, a list which also includes Virginia, Texas Tech, Houston, San Francisco and VCU.

▶ The Huskers finished non-conference action with a 10-1 mark, including wins over Seton Hall, Clemson, Creighton and Oklahoma State. It marked just the fourth time since World War II that the Huskers finished non-conference play with one loss (10-1, 2003-04; 12-1, 1991-92; and 11-1, 1977-78).

▶ Glynn Watson Jr. comes into the Penn State game in 17th place on NU's career scoring list with 1,236 points. He is 19 points shy of passing Chuck Jura (1,255) for 16th place on NU's scoring list. Watson is also two steals shy of sixth place on NU's steals list (Brian Carr, 159).

▶ Isaiah Roby enters Thursday's game in 10th place on NU's career blocked shot list with 109 and will tie Jorge Brian Diaz for ninth with his first block. He is also four blocks shy of eighth on NU's career list (Wes Wilkinson, 113).

▶ James Palmer Jr. has scored 20+ points in five of Nebraska's last six games dating back to Dec. 8. He has eight 20-point games this season, matching his career total in 105 games entering this year.

▶ Sunday's loss was just fourth time in 40 games under Nebraska Coach Tim Miles where the Huskers scored at least 80 points and lost. NU had won its last 14 games dating back to the 2016-17 season when scoring at least 80 points.

**HUSKER OFFENSE GETS INTO HIGH GEAR**

Nebraska comes into the Penn State game averaging 79.9 points per game after averaging 72.3 points per game last year. NU has scored at least 70 points in 13 of 15 contests, including seven games of at least 80 points.

▶ Nebraska is 10th nationally in offensive efficiency according to KenPom through Jan. 3. In the KenPom era, only the 2003-04 team (25th) ranked in the top-50 nationally in offensive efficiency.

▶ Nebraska's 79.9 points per game would rank seventh in school history and is on pace to be the Huskers' highest single-season average since 1995-96 (80.2 ppg). Nebraska has averaged 80+ points six times in school history, all coming in a seven-year span under Danny Nee.

▶ The Huskers scored 106 points in the opener against Mississippi Valley State. It was the Huskers' highest total since scoring 107 against North Carolina A&T on Dec. 19, 2005.

**Season Scoring Averages**

Year	PPG	KenPom
2016-17	69.9	157th
2017-18	72.3	75th
2018-19	79.9	10th

**Offensive Improvement**

Category	2017-18	2018-19
PPG	72.3	79.9
FG Pct.	.430	.473
APG	13.5	14.9

**AP TOP 25 (JAN. 7)**

No	Team (1st)	Record	Points
1	Duke (37)	12-1	1535
2	Michigan (9)	15-0	1499
3	Tennessee (13)	12-1	1481
4	Virginia (5)	13-0	1471
5	Gonzaga	14-2	1319
6	Michigan State	13-2	1291
7	Kansas	12-2	1159
8	Texas Tech	13-1	1109
9	Virginia Tech	13-1	1093
10	Nevada	14-1	920
11	Auburn	11-2	919
12	North Carolina	11-3	889
13	Florida State	12-2	879
14	Mississippi State	12-1	683
15	North Carolina State	13-1	674
16	Ohio State	12-2	620
17	Houston	15-0	565
18	Kentucky	10-3	520
19	Buffalo	13-1	434
20	Iowa State	12-2	344
21	Marquette	12-3	340
22	Indiana	12-3	245
23	Oklahoma	12-2	243
24	St. John's	14-1	221
25	TCU	12-1	99

**Others receiving votes:** Villanova 56, Wisconsin 45, Iowa 40, Minnesota 23, Purdue 20, Nebraska 15, Maryland 14, Seton Hall 14, Alabama 7, UCF 6, Louisville 3, Texas 2, Arizona St. 1, Florida 1, North Texas 1.

**USA TODAY COACHES TOP 25 (JAN. 7)**

No	Team (1st)	Record	Points
1	Virginia (11)	13-0	741
2	Duke (8)	12-1	735
3	Tennessee (6)	12-1	721
4	Michigan (6)	15-0	714
5	Michigan State	13-2	621
6	Gonzaga	14-2	618
7	Virginia Tech	13-1	559
8	Texas Tech	13-1	527
9	Kansas	12-2	517
10	Auburn	11-2	453
11	Nevada	14-1	428
12	North Carolina	11-3	405
13	Florida State	12-2	393
14	Mississippi State	12-1	363
15	Houston	15-0	337
16	NC State	13-1	325
17	Ohio State	12-2	295
18	Kentucky	10-3	225
19	Marquette	12-3	190
20	Buffalo	13-1	157
21	Iowa State	12-2	145
22	Oklahoma	12-2	128
23	St. John's	14-1	96
24	Indiana	12-3	94
25	Iowa	12-3	68

**Others receiving votes:** Wisconsin 49, Villanova 45, TCU 44, Nebraska 20, UCF 14, Arizona State 13, Seton Hall 11, North Texas 9, Minnesota 7, Furman 5, Texas 2, Kansas State 1

**QUICK FACTS**

Location ..... Lincoln, Neb.  
 Founded ..... 1869  
 Enrollment ..... 25,820  
 Nickname ..... Cornhuskers, Huskers  
 Colors ..... Scarlet & Cream  
 Affiliation ..... NCAA Division I  
 Conference ..... Big Ten Conference  
 Home Arena ..... Pinnacle Bank Arena  
 Capacity/Year Opened ..... 15,000/2013  
 Chancellor ..... Ronnie Green  
 Athletics Director ..... Bill Moos

**BASKETBALL HISTORY**

First year of basketball ..... 1896-97  
 Regular-Season conference titles (Last) ..... 7 (1950)  
 Postseason conference titles (Last) ..... 1 (1994)  
 All-time postseason appearances ..... 25  
 All-time postseason record ..... 23-24  
 NCAA Appearances (last) ..... 7 (2014)  
 NIT Appearances (last) ..... 18 (2018)

**BASKETBALL STAFF**

Head Coach ..... Tim Miles  
 Alma Mater ..... University of Mary, 1989  
 Assistant Coaches ..... Armon Gates (1st season)  
 ..... Michael Lewis (3rd season) and Jim Molinari (5th season)  
 Strength Coach ..... Tim Wilson  
 Graduate Managers ..... Dorian Green and Vince Fritz  
 Director of Operations ..... Gregory Eaton  
 Asst. Director of Operations ..... Sheryl Burbach  
 Video Coordinator ..... Matt Holt  
 Assistant Athletic Trainer ..... R.J. Pietig

**2018-19 TEAM INFORMATION**

2017-18 Record ..... 22-11 (16-1 H, 4-8 A, 2-3 N)  
 Big Ten Record (Finish) ..... 13-5 (t-4th)  
 Big Ten Championship ..... 0-1, lost to Michigan, 58-77  
 Postseason ..... 0-1, lost at Mississippi State, 59-66  
 Starters Returning/Lost ..... 3/2  
 Lettermen Returning/Lost ..... 9/6  
 Scholarship Newcomers ..... 4

**NEBRASKA'S CAREER SCORING LIST**

No.	Player, Years	Points
10.	Cookie Belcher, 1997-01	1,552
11.	Rich King, 1988-91	1,475
12.	Venson Hamilton, 1996-99	1,416
13.	Carl McPipe, 1976-79	1,300
14.	Tom Baack, 1966-68	1,299
15.	Stuart Lantz, 1966-68	1,269
16.	Chuck Jura, 1970-72	1,255
17.	<b>Glynn Watson Jr., 2016-pres.</b>	<b>1,236</b>
18.	Larry Florence, 1997-2000	1,223
19.	Jack Moore, 1979-82	1,204

**ALLEN MAKES IMPACT FOR KIDS**

Sophomore guard Thomas Allen coordinated a back-to-school drive for the kids of Everett Elementary School in Lincoln. Allen spearheaded the efforts, using traditional and social media to get the word out on the event, which took place on Aug. 4. In all, more than five vans of materials were donated that day with other Husker teams and university staffers making contributions for the event.

Allen, Nana Akenten and Isaiah Roby also coordinated a coat drive for the school in conjunction with the Nebrasketball Buddies Clinic in December.

- ▶ Nebraska opened the season with four straight games scoring at least 80 points, marking the first time NU has accomplished that since the 1996 NIT.
- ▶ Nebraska scored 94 points in the win over Creighton, its third-highest total in 52 meetings in the series.
- ▶ NU has already had seven players score in double figures, including six against Southeastern Louisiana on Nov. 11, while four players - James Palmer Jr., Isaac Copeland Jr., Glynn Watson Jr. and Isaiah Roby - have recorded 20-point performances. The quick start is not surprising based on what the Huskers brought back from last year's team that went 22-11, as Nebraska brought back its top four scorers for the first time in 15 years, including three players who averaged double figures.
- ▶ Nebraska returned three double-figure scorers (James Palmer Jr., 17.2, Isaac Copeland Jr., 12.9 and Glynn Watson Jr., 10.5) for the first time since the 1992-93 season (Eric Piatkowski, 14.3; Derrick Chandler, 12.3; Jamar Johnson, 11.2).
- ▶ Nebraska returned 73 percent of its scoring and 72 percent of its assists from last season. It marked the third time in the last 15 seasons that Nebraska returns at least 70 percent of its scoring from the previous year.

**DOING IT WITH DEFENSE**

For Nebraska, the biggest thing over the last two seasons - a stretch where the Huskers are 33-15 - has been improvements on the defensive end.

Last season, NU went from 13th to sixth in the Big Ten in field goal percentage defense and from 14th to second in 3-point percentage defense. NU ranked in the top-75 nationally in both field goal defense (74th) and 3-point percentage defense (32nd) last season. That has continued during the 2018-19 season, despite NU's struggles on that end in the past two contests.

- ▶ Nebraska ranks in the top-25 nationally in scoring defense (61.3 ppg, 14th), field goal defense (.386, 18th) and 3-point defense (.285, 18th). The Huskers also lead the Big Ten in steals (8.5 spg) and are fourth in blocked shots (4.7 bpg).
- ▶ Only one opponent has shot over 50 percent against Nebraska in the last 40 games dating back to last season. In 2018-19, NU has held 14 of its 15 opponents under 50 percent shooting.
- ▶ NU limited nine of its 15 opponents to under 0.85 points per possession. Mississippi Valley State and Southeastern Louisiana were held to 0.47 points per possession, the lowest number in Tim Miles' seven years at NU. On the season, the Huskers are 49th in Kenpom's adjusted defense through Jan. 7.
- ▶ The Huskers have held six opponents to their lowest offensive total of the season.
- ▶ Under Miles, the Huskers are 49-5 (.907) when holding opponents under 60 points.

**Continued Defensive Improvement**

Category	2016-17 Season		2017-18 Season		2018-19	
	Overall (Conf. Rk.)	B1G (Rk.)	Overall (Conf. Rk.)	B1G (Rk.)	Overall (Conf. Rk.)	B1G (Rk.)
PPG Allowed	73.0 (12)	76.4 (12)	68.6 (10)	66.5 (5)	61.3 (2)	61.3 (2)
FG Pct. Def.	.447 (13)	.459 (13)	.423 (6)	.411 (2)	.386 (2)	.386 (2)
3-Pt. Pct. Def.	.399 (14)	.425 (14)	.322 (2)	.279 (1)	.285 (1)	.285 (1)

**NEW NUMBER, SAME GAME FOR PALMER**

While senior guard James Palmer Jr. switched from No. 24 to No. 0 in the offseason, the All-American candidate continues to produce at a high level. The 6-foot-6 guard is averaging 20.1 points, 3.9 rebounds, 3.0 assists and 1.5 steals per game.

- ▶ He is among the Big Ten leaders in scoring (second), steals (fourth), free throw percentage (.810, 10th) and 3-pointers per game (2.1, 11th), while he is also second on NU in assists.
- ▶ Palmer is challenging to be the first Husker to average 20.0 ppg since Tyronn Lue averaged 21.2 ppg in 1997-98. Only six Husker players have ever averaged 20.0 in a season.
- ▶ Palmer has shown the ability to get to the free throw line, as he ranks in the top-10 nationally in both free throws (98, eighth) and attempts (121, 9th), while shooting a career best 81.0 percent from the foul line. Entering this year, Palmer was a career 72 percent shooter.
- ▶ He is the only power conference player, and one of just 14 players nationally to get to the line at least 100 times and shoot 80 percent from the foul line as of Jan. 7.
- ▶ His Husker career scoring average of 18.1 points per game is eighth among all power conference players spanning the last two seasons. The Big Ten features three of the top eight with Purdue's Carsen Edwards and Wisconsin's Ethan Happ.
- ▶ Palmer has reached double figures in 45 of 48 career games at Nebraska, including 16 20-point efforts and a pair of 30-point performances.
- ▶ Since Dec. 1, Palmer is averaging 22.3 points and 3.5 assists per game while shooting 45 percent from 3-point range.
- ▶ Palmer led NU with 26 points at Maryland while adding seven rebounds, four assists and a career-high five steals.
- ▶ Palmer shouldered the scoring load in the win over Oklahoma State with a game-high 29 points, including 14-of-15 shooting from the foul line.
- ▶ Palmer enjoyed one of the best performances of his career, scoring 30 points against Creighton. The effort included a career-high six 3-pointers. With that performance against the Bluejays, he became just the 16th player in school history to record multiple 30-point games.

**Palmer Preseason Plaudits**

- John Wooden Award Top-50 Watch List
- Citizen Naismith Trophy Men's Player of the Year Watch List
- Jerry West Award Watch List
- Preseason All-Big Ten
- No. 13 returning player in college basketball by NCAA.com's Andy Katz
- No. 43 player in college basketball by CBSSports.com
- No. 35 player in college basketball by Athlon

**Tracking Palmer**

Category	Nov.	Dec./Jan.
PPG	17.6	22.3
3-Pt. Pct.	.205	.449
Ft. Pct.	.766	.883
APG	2.4	3.5
Asst-to-TO Ratio	1.06-1	1.47-to-1



- ▶ He turned in a strong performance in the Huskers' win at Clemson, scoring 14 of his 20 points in the second half and also snaring a career-high nine rebounds.
- ▶ Finished with 29 points against Seton Hall, the third-highest scoring night in his career, as he scored 18 of his points in the second half.

Last season, Palmer averaged 17.2 points, 4.4 rebounds and 3.0 assists per game in leading the Huskers to a 22-11 record and an NIT berth. Palmer reached double figures in 31 of 33 games in his first season at Nebraska, including eight 20-point efforts. Palmer's junior year was highlighted by a career-high 34-point effort at Ohio State. Palmer joins Purdue's Carsen Edwards as returning first-team All-Big Ten selections by the conference coaches.

- ▶ Palmer averaged 18.8 points per game in Big Ten play last year, which is the highest average in conference play since Aleks Maric averaged 18.9 ppg in 2006-07. It is also the most by a returning Big Ten player since Tim Frazier in 2012-13.

**WATSON KEYS HUSKER ATTACK**

Senior Glynn Watson Jr. is in his fourth year as Nebraska's starting guard and is putting together his best season as a Husker. He comes into the Penn State game averaging 13.0 points per game on 46 percent shooting, including 41 percent from 3-point range. He is also averaging career bests in assists (4.1 apg), rebounds (4.1 rpg) and assist-to-turnover ratio (3.1-to-1).

- ▶ His assist-to-turnover ratio of 3.10-to-1 this season is on pace to break the school record of 3.04-to-1 by Brian Carr in 1985-86.

▶ Watson has been in double figures in 12 of 15 contests, including his first career double-double with 10 points and 10 assists in the win over Cal State Fullerton.

▶ His on-ball defense has been instrumental in Nebraska ranking among the national leaders in field goal and scoring defense.

▶ He guided the Husker attack in the win over Creighton with 13 points, five assists and a season-high three steals, while holding Creighton's Ty-Shon Alexander to just 2-of-10 shooting.

▶ Watson led NU with 20 points and a career-high nine boards against Western Illinois.

▶ He showed his playmaking ability by dishing out eight assists and totaling 14 points in the win over Seton Hall.

▶ Watson has a career 2.19-to-1 assist-to-turnover ratio and has more steals (157) than turnovers (151) in his career.

▶ His older brother Demetri McCamey was an All-Big Ten guard at Illinois during the 2009-10 season.

▶ Watson is one of three alumni of St. Joseph to reach 1,000 points at Nebraska, joining Carl Hayes (1,136, 1990-92) and Clifford Scales (1,136, 1988-91). All three played for legendary high school coach Gene Pingatore, who is in his 50th year as coach at St. Joseph and has won over 1,000 games at the school.

**ISAAC MAKES IT TOUGH FOR OPPONENTS TO COPE**

Isaac Copeland Jr. is back to make the most of his senior year. The 6-foot-9 forward joined the program in January of 2017, but then was unable to practice because of a herniated disc that eventually required surgery.

Despite not being able to practice until school started, Copeland finished second on the team in scoring (12.9 ppg), rebounding (6.1 rpg) and blocked shots (1.0 bpg) in his first year at NU, setting personal bests in all three areas and earning honorable-mention All-Big Ten honors.

Copeland has improved many of his numbers in 2018-19, as he averages 14.7 points and 5.5 rebounds per game while shooting 54 percent from the field.

▶ Copeland has reached double figures 13 times in 15 games, including a trio of 20-point efforts. He saw his streak of seven straight double-figure games - the longest of his career - snapped with his eight-point effort at Maryland.

▶ He led Nebraska with a season-high 24-point effort at Iowa while adding six rebounds, two steals and two assists.

▶ Copeland had 16 points, five rebounds and a pair of assists in the win over Oklahoma State, keying the Huskers' comeback in the first half with five straight points as part of an 11-2 run.

▶ He topped NU in points (17) and rebounds (seven) at Minnesota, including hitting 3-of-5 from 3-point range.

▶ The senior carried NU to a win at Clemson with 16 points, six boards and three assists while his biggest play was a blocked shot which led to James Palmer's dunk after Clemson closed to within five.

▶ He earned a spot on the Hall of Fame Classic All-Tournament Team, averaging 21.5 points per game on 61 percent shooting, 7.5 blocks and 3.0 assists per game. He was in double figures in both contests, including 23 points against Missouri State and 20 points and eight boards against Texas Tech.

▶ Copeland collected his fifth career double-double in Nebraska's win over Seton Hall with 18 points and 10 rebounds. He had one during his redshirt year at Georgetown (2016-17) and three in 2017-18.

▶ He has 11 career 20-point games (7 at Nebraska, 4 at Georgetown), including a pair of 30-point games. Copeland had 30 points on 12-of-14 shooting against North Dakota last year and a career-high 32-point night against Marquette during

**NU's Best Assist-to-Turnover Ratios (Since 1978)**

Ratio	Player	Asst.-TO's	Year
<b>3.10</b>	<b>Glynn Watson Jr.</b>	<b>62-20</b>	<b>2018-19</b>
3.09	Thomas Allen	34-11	2018-19
3.04	Brian Carr	201-66	1985-86
2.73	Jamar Johnson	123-45	1993-94
2.57	Charles Richardson Jr.	179-71	2006-07
2.53	Jack Moore	109-43	1981-82
<b>2.44</b>	<b>Glynn Watson Jr.</b>	<b>83-35</b>	<b>2015-16</b>

*minimum 2 assists/gm*

**Watson on Career Charts**

Category	Watson	NU Rank	# to Next
Points	1,236	17th	19 (16th)
Steals	157	7th	2 (6th)
3-Pointers	134	10th	11 (9th)
Assists	332	--	12 (10th)

**Watson on Big Ten Charts (as of Jan. 7)**

Category	Watson	Big Ten Rank
Scoring	13.0 ppg	28th
Assists	4.1 apg	6th
Steals	1.3 spg	11th
Assist-to-Turnover Ratio	3.1-to-1	4th

**Copeland on Big Ten Charts (as of Jan. 7)**

Category	Copeland	Big Ten Rank
Scoring	14.7 ppg	19nd
Rebounding	5.5 rpg	20th
Field Goal Pct.	.544	13th
Steals	1.3 spg	11th

**Copeland's Climb**

Category	2017-18	2018-19
Scoring	12.9	14.7
Rebounding	6.1	5.5
Field Goal Pct.	.472	.544
3Pt. Pct.	.369	.388

**HUSKER BASKETBALL ON THE RADIO**

The Husker IMG Sports Network will continue the strong tradition of broadcasting excellence in 2018-19.

In Nebraska, KXSP AM 590 ESPN (590 AM) serves as the Omaha affiliate. KXSP-AM's strong signal reaches a good portion of the Midwest day and night, including parts of Iowa, Minnesota, Missouri and Kansas. KLIN (1400 AM) serves as the Lincoln affiliate while KRVN (880 AM) is a powerful central Nebraska affiliate that reaches around the state.

All broadcasts are heard live on Huskers.com, the Husker App, the TuneIn Radio App and TuneIn.com/Huskers while select games are available on SiriusXM Satellite Radio.

Kent Pavelka returns behind the microphone to handle his 32nd overall season calling Husker hoops in 2018-19.

Pavelka previously called Nebraska basketball for two long stints between 1974 and 1996 before returning to the Husker basketball play-by-play chair prior to the 2006-07 season.

A six-time winner of the Nebraska Sportscaster-of-the-Year Award, Pavelka also handled color analyst duties on NU football broadcasts from 1974 to 1983, and was the play-by-play announcer from 1983 to 1996. Pavelka was honored in January 2009 with the Bud Cuca Special Merit Award given by the Nebraska Basketball Hall of Fame for his contributions to the NU men's basketball program.

Alongside Pavelka as color analyst will be former Husker point guard Jake Muhleisen, who begins his first full season on the broadcast team. Muhleisen, who has served in a part-time role for the network for the last few seasons, was a four-year starter and three-year captain for the Huskers from 2002-05.

Ben McLaughlin will also be part of the broadcast team for selected broadcasts. McLaughlin co-hosts Sports Nightly and is part of the network's football and baseball broadcast teams.

In addition to unmatched game coverage, Sports Nightly airs Monday-Friday evenings for three hours year round across the network. During the basketball season, Sports Nightly features a weekly basketball radio show with Coach Miles and Husker assistant coaches.

**2018-19 AFFILIATES**

City.....	Station.....	Frequency
Ainsworth .....	KBRB-AM .....	1400
Alliance .....	KCOW-AM .....	1400
Broken Bow .....	KBBN-FM .....	95.3
Chadron .....	KCSR-AM .....	610
Columbus .....	KJSK-AM .....	900
Cozad .....	KAMI-AM .....	1580
Falls City.....	KTNC-AM .....	1230
Fremont.....	KFMT-FM .....	105.5
Grand Island .....	KRGI-AM .....	1430
Hastings .....	KHAS-AM .....	1230
Holdrege .....	KUVR-AM .....	1380
Imperial .....	KADL-FM .....	102.9
Kearney.....	KGFV-AM .....	1340
Lexington .....	KRVN-AM .....	880
Lincoln .....	KLIN-AM .....	1400
McCook .....	KSWN-FM .....	93.9
Nebraska City.....	KNCY-AM .....	1600
Norfolk.....	KNEN-FM .....	94.7
North Platte.....	KODY-AM .....	1240
Omaha .....	KXSP-AM .....	590
Scottsbluff .....	KNEB-AM .....	960
Sidney .....	KSID-AM .....	1340
Superior .....	KRFS-AM .....	1600
Superior.....	KRFS-FM .....	103.9
Valentine .....	KVSH-AM .....	940

Fans around the world can listen to Husker athletic events on the Internet at Huskers.com, on the Official Husker App for iOS and Android and on TuneIn Radio and the TuneIn Radio App. Select games are also available on SiriusXM Radio.

**BIG TEN TEAM RANKINGS (JAN. 7)**

Category	Overall (Rk.)	B1G (Rk.)
Scoring Offense	79.9 (3)	77.3 (3)
Scoring Defense	61.3 (2)	78.0 (13)
Scoring Margin	+18.6 (2)	-0.8 (8)
Free Throw Pct.	.730 (3)	.765 (3)
Field Goal Pct.	.473 (6)	.466 (3)
Field Goal Pct. Def.	.386 (2)	.461 (10)
3-Point Pct.	.364 (6)	.325 (8)
3-Point Pct. Def	.285 (2)	.435 (14)
Rebounding Margin	+0.9 (12)	-5.5 (12)
Blocked Shots	4.7 (4)	3.8 (5)
Assists	14.9 (8)	13.5 (4)
Steals	8.5 (1)	7.8 (3)
Turnover Margin	+4.8 (1)	+2.5 (3)
3-Pointers/Gm	8.6 (3)	6.5 (6)

**BIG TEN INDIVIDUAL LEADERS (JAN. 7)**

Category	Name	Overall (Rk.)	B1G (Rk.)
Scoring	Palmer Jr.	20.1 (2)	20.0 (4)
	Copeland Jr.	14.7 (19)	16.3 (15)
	Watson Jr.	13.0 (28)	11.5 (26)
	Roby	-	12.8 (22)
Rebounding	Copeland Jr.	5.5 (20)	-
	Roby	6.3 (15)	6.5 (15)
Assists	Watson Jr.	4.1 (6)	4.0 (5)
	Palmer Jr.	-	4.0 (5)
FG Pct.	Copeland Jr.	.544 (13)	.545 (13)
FT Pct.	Palmer Jr.	.810 (10)	80.6 (15)
	Watson Jr.	-	90.0 (7)
Steals	Allen	1.6 (3)	1.5 (9)
	Roby	1.4 (6)	1.3 (15)
3 Pt. Pct.	Watson Jr.	1.3 (11)	-
	Palmer Jr.	1.5 (4)	2.8 (2)
	Copeland Jr.	1.3 (11)	1.3 (15)
	Copeland Jr.	-	58.3 (5)
3 Pt.	Watson Jr.	2.1 (11)	-
	Palmer Jr.	2.1 (11)	1.8 (10)
	Copeland	-	1.8 (10)
Blocks	Roby	1.5 (7)	1.5 (7)
	Copeland	-	1.0 (13)
Asst-to-TO	Watson Jr.	3.1 (4)	2.0 (5)

**2018-19 HUSKER DOUBLE-DOUBLES**

Isaac Copeland Jr. vs. Seton Hall	18 pts./10 reb.
Glynn Watson Jr. vs. Cal State Fullerton	10 pts/10 asst.

**2018-19 TEAM LEADERS**

**Double-Figure Scoring Games:** ..... Palmer 14; Copeland 13; ..... Watson 12; Roby 7; Allen 5; Akenten 2; Heiman 1

**10+ Rebounding Games:**..... Heiman 1; Copeland 1

**Double-Doubles:** .....Copeland 1

**20-Point Games:** ..... Palmer 8; Copeland 3; Watson 1; Roby 1

**30-Point Games:** ..... Palmer 1

**Games Leading NU in Scoring:\*** ..... Watson 3; Palmer 9; Copeland 4

**Games Leading NU in Rebounding:\*** ..... Heiman 1; Roby 8; ..... Copeland 4; Watson 2; Palmer 2; Borchardt 1

**Games Leading NU in Assists:\*** .....Palmer 6; Allen 2; Watson 8 ..... Roby 1; Copeland 2

**Games Leading NU in Blocks\*** .....Palmer 3; Roby 8; Heiman 4; ..... Borchardt 2; Copeland 4; Watson 1

**Games Leading NU in Steals**..... Roby 6; Allen 4; Palmer 6; .....Copeland 4; Heiman 1; Borchardt 1; Watson 3; Akenten 1

\*Includes Ties

his sophomore year at Georgetown.

▶ A top-20 recruit coming out of high school, his 2014 Brewster Academy team also featured Donovan Mitchell (Utah), Devonte' Graham (Charlotte) and Jonah Bolden (Philadelphia).

▶ Copeland earned his undergraduate degree in sociology last May and is working on his Master's Degree. He comes from a basketball family, as his father (Ike) played collegiately at East Carolina. As a senior, he helped East Carolina make the NCAA Tournament.

**ROBY FILLS STAT SHEET**

Isaiah Roby compliments the Husker attack with a unique skill set. The 6-foot-8 junior comes into the Penn State game averaging 10.6 points, 6.3 rebounds, 1.9 assists, 1.5 blocks and 1.4 steals per game.

Roby leads the Huskers in blocked shots and rebounding and one of only two Big Ten players ranked in the top 10 in the conference in both blocked shots and steals. In addition, he is one of only 12 players nationally and five in power conferences averaging 1.3 blocks and 1.3 steals per game.

▶ Roby has played some of his best basketball in recent games, averaging 13.8 points, 7.2 rebounds and 2.0 blocks per game over his last five contests.

▶ He comes off a solid performance against Iowa, finishing with 17 points on 8-of-10 shooting and a season-high nine rebounds despite foul trouble.

▶ Roby returned to action after missing the Southwest Minnesota game with an injury. He finished with 11 points, seven rebounds and two blocked shots against the Terrapins.

▶ He scored a career-high 20 points against Cal State Fullerton. Roby topped his previous best of 18 points set as a sophomore at Minnesota, while also topping the Huskers with eight rebounds and two blocked shots.

▶ Roby put together his most complete game in the win over Creighton, setting season highs in points (15), rebounds (eight) and assists (four) along with a pair of blocks against the Bluejays.

▶ His dunk against Seton Hall on Nov. 14 marked the fourth time he's had a top-10 play on SportsCenter at NU, including highlight dunks vs. Rutgers (2018) and at Indiana (2016).

▶ Nebraska is 22-8 since moving Roby into the starting lineup midway through Big Ten play last season. Roby has all four of his career double-doubles in that stretch.

Roby is one of only two returning power conference players to total 50 blocks and 50 assists last season, joining Missouri's Jontay Porter, who will miss the 2018-19 season with a torn ACL. Roby is also one of four Huskers to have 50 blocks and 50 assists in a season, joining Aleks Maric, Venson Hamilton and Rich King.

**THE A TEAM: ALLEN AND AKENTEN**

One of the biggest questions entering the season was who would emerge as the Huskers' fifth starter. Sophomores Thomas Allen and Nana Akenten have shared the duties and provided the Huskers with an offensive punch.

▶ Allen has started most of the season and is averaging 8.7 points per game on 49 percent shooting, including 39 percent from 3-point range, while chipping in 2.3 rebounds, 2.3 assists and 1.6 steals per game. He has been in double figures five times, including four of the last six contests.

▶ Allen is third in the Big Ten in steals per games and is second on the team in assist-to-turnover ratio (3.09-to-1).

▶ He has been playing well over the last seven contests, averaging 10.6 points per game on 55 percent shooting along with 2.3 assists per game. He also has a 3.60-to-1 assist-to-turnover ratio in that stretch.

▶ Allen had a career-high 18 points, five assists and four rebounds against Creighton and had 14 points on 5-of-7 shooting against Oklahoma State after missing most of the week with an illness.

▶ Akenten has started twice and is averaging 5.8 points per game on 41 percent shooting. He is shooting nearly 40 percent from 3-point range and has given the Huskers a pair of double-figure efforts.

▶ He had a career-high 18 points off the bench against Mississippi Valley State, including five 3-pointers, in just 13 minutes. He also had 11 points in the win over Missouri State and nine points in a start against Cal State Fullerton.

**FILLING UP PINNACLE BANK ARENA**

Pinnacle Bank Arena will be full once again in 2018-19, as the NU Athletic Ticket Office announced on September 25 that general public season tickets were sold out for the 2018-19 season. In all, nearly 15,000 season tickets have been sold for the 2018-19 season, including the Red Zone student section.

Since moving into PBA in 2013-14, the Huskers have ranked in the top-15 in attendance nationally all five years, and are one of only nine schools in the country to average 15,000+ fans per contest in that span.

**Power Conference Players with**

**1.3 blocks & 1.3 steals per game in 2018-19**

Player	School
Zion Williamson	Duke
Isaiah Roby	Nebraska
Matisse Thybulle	Washington
Nicholas Baer	Iowa
Chuma Okeke	Auburn

**Huskers w/50 Assists & Blocks in a Season**

Player	Year	Assists	Blocks
Isaiah Roby	2017-18	53	63
Aleks Maric	2007-08	64	57
Venson Hamilton	1998-99	54	80
Venson Hamilton	1997-98	58	66
Rich King	1990-91	90	68

**Pinnacle Bank Arena Attendance**

Season	Average (Rank)
2018-19	15,518 (8th)
2017-18	15,494 (11th)
2016-17	15,427 (11th)
2015-16	15,430 (11th)
2014-15	15,569 (10th)
2013-14 (1st year of PBA)	15,419 (13th)



## PROTECTING THE VAULT

The Huskers have been strong at protecting its home court at Pinnacle Bank Arena since it opened in 2013-14.

- ▶ NU has won its last 19 games at home following the 79-38 win over Southwest Minnesota State on Dec. 29. The win streak is the longest among power conference schools and fourth-longest home win streak nationally. It is now one shy of a school-record 20-game streak spanning the 1965-66 and 1966-67 seasons.
- ▶ Of the 19 wins in the current streak, 14 have come by double-digits, including all eight in 2018-19.
- ▶ NU has posted a 67-24 (.736) record in Pinnacle Bank Arena since it opened in 2013.
- ▶ Nebraska went a perfect 9-0 at home in Big Ten play in 2017-18, the first time NU went unbeaten in conference play at home since the 1965-66 season.
- ▶ The Huskers have won their last 10 Big Ten home games dating back to the start of the 2017-18 campaign.

## HUSKERS LOOK TO ADD TO 2018-19 ACCOMPLISHMENTS

The Huskers wrapped up non-conference action and returned to Big Ten play this month. The Huskers are 16th in the NCAA's NET rankings (through Jan. 6) while spending a good portion of the year ranked in either the AP or USA Today Coaches polls.

- ▶ Nebraska had four non-conference wins over power conference foes (Seton Hall, at Clemson, Creighton and Oklahoma State), marking the first time since 1995-96 that has occurred.
- ▶ The win over Seton Hall snapped a seven-game losing streak to Big East teams and was the Huskers' first over a Big East team since 2007. It also helped the Big Ten win the Gavitt Tipoff Games by a 5-3 count.
- ▶ Nebraska snapped a six-game losing streak to Big 12 teams with its 79-56 win over Oklahoma State on Dec. 16. It was the first time NU has topped a Big 12 team since joining the Big Ten in 2011.
- ▶ Nebraska's road win at Clemson marked just the Tigers' second home loss in the last 20 contests dating back to the start of 2017-18. NU improved to 3-1 on the road in the ACC/Big Ten Challenge, posting wins at Wake Forest (2012) and Florida State (2014).
- ▶ Nebraska went 2-0 in conference challenges, joining Michigan and Wisconsin as the only Big Ten teams to win games in both challenges this season.
- ▶ Nebraska snapped a seven-game losing streak to Creighton with its 19-point win on Dec. 8. The 19-point margin tied for the third largest in the 52-game history of the series.
- ▶ The Huskers earned its first national ranking since November of 2014 earlier last month when the Huskers were 24th in the Dec. 3 Associated Press poll.

## Longest Active Home Win Streaks (Jan. 7)

No.	School	Wins	Next Home
1.	Houston	28	1/12
2.	College of Charleston	22	1/10
3.	Utah Valley	20	1/12
4.	<b>Nebraska</b>	<b>19</b>	<b>1/10</b>
5.	Buffalo	18	1/8

## HUSKERS ANNOUNCE FALL RECRUITING CLASS

University of Nebraska men's basketball coach Tim Miles announced a three-member fall recruiting class which includes high school seniors Mika Adams-Woods and Akol Arop and junior college transfer Jervay Green. All three players will start their Husker careers in the 2019-20 campaign.

Name	Pos.	Ht.	Wt.	Hometown
Mika Adams-Woods	G	6-3	185	Syracuse, N.Y.
Akol Arop	F	6-5	190	Omaha, Neb.
Jervay Green	G	6-3	200	Denver, Colo.

**Mika Adams-Woods** (pronounced MY-ka): Adams-Woods attends New Hampton School where he is in his second season playing for Coach Nickolas Whitmore. Adams-Woods was rated as the No. 10 prospect in New England by the New England Recruiting Report and the No. 2 player in the state. A consensus three-star recruit, Adams led New Hampton to a runner-up finish at the NEPSAC AAA Championship in 2018. He was a second-team All-NEPSAC selection after averaging 16.1 points, 5.1 rebounds, 4.2 assists and 1.9 steals per game last season and was chosen as the team's MVP.

**Akol Arop** (pronounced A-Cul): Considered to be the best prospect in the state in this year's senior class, Arop is a senior at Creighton Prep in Omaha. He is listed as a three-star prospect by both Rivals and 247Sports. Last season, Arop led Coach Josh Luedtke's squad to a 26-1 record and the Class A (largest class) state title. He was a first-team all-state selection from both the Omaha World-Herald and the Lincoln Journal Star, as he averaged 16.0 points, 9.7 rebounds and 2.1 blocks per game.

**Jervay Green**: The lone junior college transfer in this fall's signing class, Jervay Green plays for Cory Fehringer at Western Nebraska Community College. The 6-foot-3 guard helped Western Nebraska CC to a 27-8 record and the program's first regional title in 17 years in 2018. A third-team preseason All-American by Street and Smith's, Green has helped the school to a top-15 national ranking this fall, as he is averaging 24.6 ppg on 53 percent shooting, while adding 5.9 rebounds and 5.1 assists per game through Jan. 2. He set Nebraska Western's school record with a 51-point game in December of 2018.



**TIM MILES**  
University of Mary ('89)  
Seventh Season at Nebraska  
24th Season as a Head Coach

**HEAD COACHING EXPERIENCE**  
Nebraska, 2012-present;  
Colorado State, 2007-12;

North Dakota State, 2001-07; Southwest Minnesota State, 1997-2001; Mayville State, 1995-97.

**ASSISTANT COACHING EXPERIENCE**  
Northern State, 1989-95

**FAMILY**  
Wife, Kari  
Children: Son, Gabriel; Daughter, Ava

- COACHING HONORS**
- Jim Phelan National Coach of the Year, 2014
  - Big Ten Coach of the Year, 2014
  - Mayville State Hall of Fame, 2016
  - Northern State University Hall of Fame
  - Jim Kretchman Coaching Award, 2014
  - USBWA District VIII Coach of the Year, 2012
  - CollegenInsider.com Mountain West Coach of the Year, 2010
  - University of Mary Hall of Fame Inductee, 2007
  - CBSSportsline Division I Independent Coach of the Year, 2005-06
  - North Central Region Coach of the Year, 2000-01
  - Northern Sun Conference Coach of the Year, 2000-01
  - NDCAC Coach of the Year, 1995-96

**YEAR-BY-YEAR TOTALS**

Year	Team	Record	Pct.
1995-96	Mayville State	17-11	.607
1996-97	Mayville State	18-11	.621
Two seasons at Mayville St.		35-22	.614
1997-98	SW Minnesota State	16-11	.593
1998-99	SW Minnesota State	16-11	.593
1999-00	SW Minnesota State	18-10	.643
2000-01	SW Minnesota State	28-7	.800
Four seasons at SW Minn. St.		78-39	.667
2001-02	North Dakota State	11-15	.423
2002-03	North Dakota State	20-11	.645
2003-04	North Dakota State	16-13	.552
2004-05	North Dakota State	16-12	.571
2005-06	North Dakota State	16-12	.571
2006-07	North Dakota State	20-8	.714
Six seasons at NDSU		99-71	.582
2007-08	Colorado State	7-25	.219
2008-09	Colorado State	9-22	.290
2009-10	Colorado State	16-16	.500
2010-11	Colorado State	19-13	.594
2011-12	Colorado State	20-12	.625
Five seasons at CSU		71-88	.447
2012-13	Nebraska	15-18	.455
2013-14	Nebraska	19-13	.594
2014-15	Nebraska	13-18	.419
2015-16	Nebraska	16-18	.471
2016-17	Nebraska	12-19	.387
2017-18	Nebraska	22-11	.667
2018-19	Nebraska	11-4	.733
Seven seasons at NU		108-101	.517
Career	24 seasons overall	391-321	.549

A proven program builder who has enjoyed success at the Division I, Division II and NAIA levels, Tim Miles was named the 27th basketball coach at the University of Nebraska on March 24, 2012. He is believed to be the only active coach who has made national tournament appearances at four-year schools at the Division I, Division II and NAIA levels.

In 2017-18, Miles guided Nebraska to one of its most successful seasons in school history. The Huskers won 22 games, a total which ranks second on school charts. Nebraska went 13-5 in the Big Ten, breaking a school mark for conference wins which had stood for more than five decades. James Palmer Jr. and Isaac Copeland Jr. both earned All-Big Ten honors, while Palmer also captured first-team all-district honors by the NABC and the USBWA.

During the 2016-17 season, the Huskers won a pair of games over ranked teams, including Big Ten regular-season champion Purdue, as they played 20 games against teams which reached postseason play. In 2015-16, Miles guided a youthful Husker team to 16 wins against a schedule featuring 11 ranked opponents. Shavon Shields repeated as a first-team Academic All-American and was a second-team All-Big Ten pick.

In 2014-15, the Huskers garnered their first national ranking since 1995 and enjoyed record-setting attendance numbers, establishing a school-record attendance of 15,569 fans per game to rank 10th nationally. Terran Petteway earned All-Big Ten honors for the second straight year and earned an invitation to training camp with the Atlanta Hawks.

In 2013-14, Miles was named Big Ten Coach of the Year and Jim Phalen National Coach of the Year after guiding the Huskers to an 11-7 Big Ten mark and a fourth-place finish after the team was picked to finish 12th in the preseason. NU's 11 conference wins were its highest total since 1965-66, while the fourth-place finish was the Huskers' best since 1997-98. Miles became the first Husker coach to garner conference coach-of-the-year accolades since 1991 after guiding the Huskers to their first NCAA appearance in 16 years.

Before taking over the Nebraska program, Miles spent the previous five seasons building the Colorado State program. He increased his victory total in each of his five years at CSU, culminating in a 20-12 record and the school's first NCAA appearance in nine seasons during his final year in Fort Collins. After winning 16 games in his first two years, his teams went 55-41 over the last three years, reaching postseason play in each campaign.

The 2011-12 Rams posted the school's first 20-win season since 1997-98 while playing a schedule that was rated as the fourth-toughest in the country. Colorado State set a school record with three wins over ranked teams and placed three players on the All-Mountain West teams, and Miles was named the District VIII Coach of the Year by the U.S. Basketball Writers Association for his efforts. The Rams, one of four Mountain West teams to receive bids in the 2012 NCAA Tournament, averaged 70.1 points per game on the season and topped the Mountain West Conference in field-goal percentage (47.1), 3-point percentage (40.0) and free throw percentage (76.8).

With 24 years of experience as a head coach at five institutions, he has compiled a career record of 391-321 that includes three conference championships and eight postseason tournament appearances, including the 2018 NIT.

Before taking over the Colorado State program, Miles spent six seasons at North Dakota State, guiding the Bison through the transition to the Division I ranks. He won at least 16 games in each of his final five seasons at the school, including the program's first three years at the Division I level. Miles' tenure at NDSU was highlighted by a pair of road wins over top-15 squads in his final two seasons.

Miles showed his ability to turn around programs during his tenure at Southwest Minnesota State University. He took a program that had only one winning season in the previous decade and went 78-39 in his four seasons at the school, recorded the first 20-win season in school history, and led Southwest Minnesota State to its first back-to-back winning seasons in more than two decades.

Miles began his head coaching career at Mayville (N.D.) State University, guiding the program to a 35-22 record from 1995 to 1997 and a pair of conference titles. He began his coaching career as an assistant coach at Northern State for six seasons from 1989-90 through 1994-95 and helped the Wolves to five NAIA playoff appearances and five regional titles. He was the recruiting coordinator for NSU and was responsible for bringing in and coaching five All-Americans at that school.

A native of Doland, S.D., he graduated from the University of Mary in Bismarck, N.D., in 1989 and earned a master's degree in health and physical education from Northern State in Aberdeen, S.D., in 1990. He was inducted into the University of Mary Athletic Hall of Fame in 2007.

**MILES BY THE NUMBERS**

- 1 - Shavon Shields earned first-team CoSIDA Academic All-America honors in 2015 and 2016, the first Husker to earn that honor.
- 2 - At North Dakota State (a Division I independent at the time), Tim Miles went 2-0 against ranked opponents, topping No. 13 Wisconsin in 2005-06 and No. 8 Marquette in 2006-07.
- 3 - Miles was one of only three coaches in Colorado State history to lead the Rams to three consecutive postseason appearances (2010-11-12).
- 4 - Number of former assistants under Miles who are Division I head coaches in 2018-19 (Saul Phillips-Ohio; Craig Smith-Utah State; Niko Medved-Colorado State; Dave Richman-North Dakota State).
- 9 - Number of all-Big Ten performers Miles has coached in his Nebraska tenure, including two-time selections Terran Petteway and Shavon Shields.
- 13 - Nebraska's Big Ten wins in 2017-18, the most conference wins in school history. It broke the record of 12 set in 1965-66 and 1915-16.
- 24 - Seasons that Tim Miles has been a head coach at the college level. His teams have reached postseason play at the Division I, Division II and NAIA levels eight times, including 2017-18.

**94.7** - Percentage of seniors at Nebraska who have received their degree under Miles in the last six seasons.

**Most Wins in School History**

No.	Coach	Years	Wins
1.	Danny Nee	1986-2000	254
2.	Joe Cipriano	1963-80	253
3.	<b>Tim Miles</b>	<b>2012-Pres.</b>	<b>108</b>
4.	Moe Iba	1980-86	106


**Most Conference Wins at Nebraska**

No.	Coach	Years	Wins	Pct.
1	Joe Cipriano	1963-80	118-106	.527
2.	Danny Nee	1986-2000	88-116	.431
3.	Moe Iba	1980-86	53-45	.541
4.	<b>Tim Miles</b>	<b>2012-Pres.</b>	<b>47-65</b>	<b>.421</b>
5.	William H. Browne	1932-40	43-46	.483
6.	Harry Good	1946-54	41-53	.436
7.	Jerry Bush	1954-63	38-80	.322

# 2018-19 TV AND RADIO ROSTER




**0 | James Palmer Jr.**  
Sr. | G | 6-6 | 207



**1 | Amir Harris**  
Fr. | G | 6-6 | 205



**4 | Johnny Trueblood**  
Sr. | G | 6-3 | 194



**5 | Glynn Watson Jr.**  
Sr. | G | 6-0 | 180



**10 | Karrington Davis**  
Fr. | G | 6-6 | 215



**11 | Dachon Burke Jr.**  
Jr. | G | 6-4 | 180



**12 | Thomas Allen**  
So. | G | 6-1 | 184



**14 | Isaac Copeland Jr.**  
Sr. | F | 6-9 | 225



**15 | Isaiah Roby**  
Jr. | F | 6-8 | 230



**20 | Tanner Borchardt**  
Sr. | F | 6-8 | 250




**25 | Nana Akenten**  
So. | G | 6-6 | 218



**33 | Justin Costello**  
Rfr. | G | 6-1 | 200



**34 | Thorir Thorbjarnarson**  
So. | G | 6-6 | 206



**45 | Brady Heiman**  
Fr. | F | 6-11 | 215



**Tim Miles**  
Head Coach



**Armon Gates**  
Assistant Coach



**Michael Lewis**  
Assistant Coach



**Jim Molinari**  
Assistant Coach



**Tim Wilson**  
Strength Coach



**Gregory Eaton**  
Director of Basketball Operations



**Matt Holt**  
Video Coordinator




**R.J. Pietig**  
Athletic Trainer



**Pat Norris**  
Equipment Manager



**Sheryl Burbach**  
Assistant Director of Basketball Operations



**Dorian Green**  
Graduate Manager



**Vince Fritz**  
Graduate Manager





## 2018-19 GAME-BY-GAME COMPARISON

Team	FG-FGA	Pct.	3FG-3FGA	Pct.	FT-FTA	Pct.	O-D	Reb.	PF	A	TO	B	S	Pts.	W/L
Mississippi Valley State	13-68	.191	1-15	.167	10-16	.625	17-22	39	21	3	19	1	6	37	
at Nebraska	38-69	.563	15-37	.405	15-24	.625	14-41	55	15	23	11	8	10	106	W
Southwestern Louisiana	15-56	.268	3-17	.176	2-4	.500	9-21	30	18	8	25	2	9	35	
at Nebraska	31-65	.564	8-25	.320	17-22	.773	6-33	39	14	21	15	8	14	87	W
Seton Hall	21-59	.356	2-16	.125	13-20	.650	12-26	38	20	3	14	3	1	57	
at Nebraska	26-63	.413	8-23	.348	20-27	.741	15-29	44	16	15	8	6	7	80	W
vs. Missouri State	24-59	.407	7-24	.292	7-9	.778	11-27	38	14	8	18	1	4	62	
Nebraska	31-61	.508	13-33	.394	10-16	.625	8-26	34	11	21	10	6	9	85	W
vs. Texas Tech	25-57	.439	4-12	.333	16-20	.800	11-27	38	18	10	11	4	3	70	
Nebraska	17-48	.354	5-23	.217	13-21	.619	7-22	29	17	6	14	3	6	52	L
Western Illinois	19-62	.306	7-23	.304	4-5	.800	8-25	33	17	7	14	4	8	49	
at Nebraska	29-63	.460	4-20	.200	11-19	.579	11-36	47	9	12	9	7	8	73	W
at Clemson	26-53	.491	4-12	.333	10-12	.833	10-20	30	14	15	11	3	3	66	
Nebraska	26-55	.473	7-22	.318	9-11	.818	10-19	29	13	10	10	3	5	68	W
Illinois	23-57	.404	6-15	.400	8-13	.114	12-18	30	23	10	15	1	5	60	
at Nebraska	22-46	.478	6-14	.429	25-30	.833	9-26	35	16	13	16	3	8	75	W
at Minnesota	29-56	.518	3-8	.375	24-32	.750	15-22	37	15	15	13	5	4	85	
Nebraska	28-61	.459	7-21	.333	15-19	.789	13-16	29	22	13	10	8	5	78	L
Creighton	26-60	.433	11-27	.407	12-21	.571	13-18	31	16	10	12	1	7	75	
at Nebraska	32-60	.533	14-27	.519	16-20	.800	11-24	35	16	15	10	5	9	94	W
vs. Oklahoma State	23-56	.411	2-15	.133	8-15	.533	13-21	34	19	9	19	4	6	56	
Nebraska	23-53	.472	8-18	.444	21-23	.913	7-21	28	13	13	12	5	10	79	W
Cal State Fullerton	25-66	.379	4-19	.211	8-16	.500	15-34	39	24	8	16	4	4	62	
at Nebraska	26-59	.441	10-22	.455	24-38	.632	8-30	38	11	18	7	4	6	86	W
Southwest Minn. State	16-53	.302	3-21	.143	3-5	.600	6-24	30	14	6	15	5	4	38	
at Nebraska	29-66	.439	11-24	.458	10-11	.909	14-33	47	10	15	6	1	12	79	W
at Maryland	28-60	.467	8-17	.471	10-14	.714	14-24	38	17	11	13	4	4	74	
Nebraska	24-51	.471	9-22	.409	15-23	.652	7-21	28	17	11	10	4	7	72	L
at Iowa	27-59	.458	10-22	.455	29-32	.906	12-28	40	22	16	13	6	3	92	
Nebraska	30-65	.462	4-23	.174	20-26	.769	9-22	31	25	17	8	3	8	84	L



## NEBRASKA TEAM GAME HIGHS

POINTS	106	MISSISSIPPI VALLEY STATE (11/06/18)
	94	CREIGHTON (12/08/18)
	87	SOUTHEASTERN LOUISIANA (11/11/18)
FIELD GOALS MADE	38	MISSISSIPPI VALLEY STATE (11/06/18)
	32	CREIGHTON (12/08/18)
FIELD GOAL ATTEMPTS	69	MISSISSIPPI VALLEY STATE (11/06/18)
	66	SOUTHWEST MINN. ST. (12/29/18)
FIELD GOAL PERCENTAGE	.564 (31-55)	SOUTHEASTERN LOUISIANA (11/11/18)
	.551 (38-69)	MISSISSIPPI VALLEY STATE (11/06/18)
3 PT FIELD GOALS MADE	15	MISSISSIPPI VALLEY STATE (11/06/18)
	14	CREIGHTON (12/08/18)
3 PT FG ATTEMPTS	37	MISSISSIPPI VALLEY STATE (11/06/18)
	33	vs Missouri State (11/19/18)
3 PT FG PERCENTAGE	.519 (14-27)	CREIGHTON (12/08/18)
	.458 (11-24)	SOUTHWEST MINN. ST. (12/29/18)
FREE THROWS MADE	25	ILLINOIS (12/02/18)
	24	CAL ST. FULLERTON (12/22/18)
FREE THROW ATTEMPTS	38	CAL ST. FULLERTON (12/22/18)
	30	ILLINOIS (12/02/18)
FREE THROW PERCENTAGE	.913 (21-23)	vs Oklahoma State (12/16/18)
	.909 (10-11)	SOUTHWEST MINN. ST. (12/29/18)
REBOUNDS	55	MISSISSIPPI VALLEY STATE (11/06/18)
	47	SOUTHWEST MINN. ST. (12/29/18)
	47	WESTERN ILL. (11/24/18)
ASSISTS	23	MISSISSIPPI VALLEY STATE (11/06/18)
	21	vs Missouri State (11/19/18)
	21	SOUTHEASTERN LOUISIANA (11/11/18)
STEALS	14	SOUTHEASTERN LOUISIANA (11/11/18)
	12	SOUTHWEST MINN. ST. (12/29/18)
BLOCKED SHOTS	8	SOUTHEASTERN LOUISIANA (11/11/18)
	8	MISSISSIPPI VALLEY STATE (11/06/18)
TURNOVERS	16	ILLINOIS (12/02/18)
	15	SOUTHEASTERN LOUISIANA (11/11/18)
FOULS	25	at Iowa (01/06/19)
	22	at Minnesota (12/05/18)

## NEBRASKA TEAM GAME LOWS

POINTS	52	vs Texas Tech (11/20/18)
	68	at Clemson (11/26/18)
	72	at Maryland (01/02/19)
FIELD GOALS MADE	17	vs Texas Tech (11/20/18)
	22	ILLINOIS (12/02/18)
FIELD GOAL ATTEMPTS	46	ILLINOIS (12/02/18)
	48	vs Texas Tech (11/20/18)
FIELD GOAL PERCENTAGE	.354 (17-48)	vs Texas Tech (11/20/18)
	.413 (26-63)	SETON HALL (11/14/18)
3 PT FIELD GOALS MADE	4	WESTERN ILL. (11/24/18)
	4	at Iowa (01/06/19)
3 PT FG ATTEMPTS	14	ILLINOIS (12/02/18)
	18	vs Oklahoma State (12/16/18)
3 PT FG PERCENTAGE	.174 (4-23)	at Iowa (01/06/19)
	.200 (4-20)	WESTERN ILL. (11/24/18)
FREE THROWS MADE	9	at Clemson (11/26/18)
	10	vs Missouri State (11/19/18)
	10	SOUTHWEST MINN. ST. (12/29/18)
FREE THROW ATTEMPTS	11	at Clemson (11/26/18)
	11	SOUTHWEST MINN. ST. (12/29/18)
FREE THROW PERCENTAGE	.579 (11-19)	WESTERN ILL. (11/24/18)
	.619 (13-21)	vs Texas Tech (11/20/18)
REBOUNDS	28	vs Oklahoma State (12/16/18)
	28	at Maryland (01/02/19)
ASSISTS	6	vs Texas Tech (11/20/18)
	10	at Clemson (11/26/18)
STEALS	5	at Clemson (11/26/18)
	6	vs Texas Tech (11/20/18)
	6	CAL ST. FULLERTON (12/22/18)
BLOCKED SHOTS	1	SOUTHWEST MINN. ST. (12/29/18)
TURNOVERS	6	SOUTHWEST MINN. ST. (12/29/18)
	7	CAL ST. FULLERTON (12/22/18)
FOULS	9	WESTERN ILL. (11/24/18)
	10	SOUTHWEST MINN. ST. (12/29/18)

## OPPONENT TEAM GAME HIGHS

POINTS	93	at Iowa (01/06/19)
	85	at Minnesota (12/05/18)
	75	CREIGHTON (12/08/18)
FIELD GOALS MADE	29	at Minnesota (12/05/18)
	28	at Maryland (01/02/19)
FIELD GOAL ATTEMPTS	68	MISSISSIPPI VALLEY STATE (11/06/18)
	66	CAL ST. FULLERTON (12/22/18)
FIELD GOAL PERCENTAGE	.518 (29-56)	at Minnesota (12/05/18)
	.491 (26-53)	at Clemson (11/26/18)
3 PT FIELD GOALS MADE	11	CREIGHTON (12/08/18)
	10	at Iowa (01/06/19)
3 PT FG ATTEMPTS	27	CREIGHTON (12/08/18)
	24	vs Missouri State (11/19/18)
3 PT FG PERCENTAGE	.471 (8-17)	at Maryland (01/02/19)
	.455 (10-22)	at Iowa (01/06/19)
FREE THROWS MADE	29	at Iowa (01/06/19)
	24	at Minnesota (12/05/18)
FREE THROW ATTEMPTS	32	at Iowa (01/06/19)
	32	at Minnesota (12/05/18)
FREE THROW PERCENTAGE	.906 (29-32)	at Iowa (01/06/19)
	.833 (10-12)	at Clemson (11/26/18)
REBOUNDS	49	CAL ST. FULLERTON (12/22/18)
	40	at Iowa (01/06/19)
ASSISTS	16	at Iowa (01/06/19)
	15	at Minnesota (12/05/18)
	15	at Clemson (11/26/18)
STEALS	9	SOUTHEASTERN LOUISIANA (11/11/18)
	8	WESTERN ILL. (11/24/18)
BLOCKED SHOTS	6	at Iowa (01/06/19)
	5	SOUTHWEST MINN. ST. (12/29/18)
	5	at Minnesota (12/05/18)
TURNOVERS	25	SOUTHEASTERN LOUISIANA (11/11/18)
	19	vs Oklahoma State (12/16/18)
	19	MISSISSIPPI VALLEY STATE (11/06/18)
FOULS	24	CAL ST. FULLERTON (12/22/18)
	23	ILLINOIS (12/02/18)

## OPPONENT TEAM GAME LOWS

POINTS	35	SOUTHEASTERN LOUISIANA (11/11/18)
	37	MISSISSIPPI VALLEY STATE (11/06/18)
FIELD GOALS MADE	13	MISSISSIPPI VALLEY STATE (11/06/18)
	15	SOUTHEASTERN LOUISIANA (11/11/18)
FIELD GOAL ATTEMPTS	53	at Clemson (11/26/18)
	53	SOUTHWEST MINN. ST. (12/29/18)
FIELD GOAL PERCENTAGE	.191 (13-68)	MISSISSIPPI VALLEY STATE (11/06/18)
	.268 (15-56)	SOUTHEASTERN LOUISIANA (11/11/18)
3 PT FIELD GOALS MADE	1	MISSISSIPPI VALLEY STATE (11/06/18)
3 PT FG ATTEMPTS	8	at Minnesota (12/05/18)
	12	vs Texas Tech (11/20/18)
	12	at Clemson (11/26/18)
3 PT FG PERCENTAGE	.067 (1-15)	MISSISSIPPI VALLEY STATE (11/06/18)
	.125 (2-16)	SETON HALL (11/14/18)
FREE THROWS MADE	2	SOUTHEASTERN LOUISIANA (11/11/18)
	3	SOUTHWEST MINN. ST. (12/29/18)
FREE THROW ATTEMPTS	4	SOUTHEASTERN LOUISIANA (11/11/18)
	5	WESTERN ILL. (11/24/18)
	5	SOUTHWEST MINN. ST. (12/29/18)
FREE THROW PERCENTAGE	.500 (2-4)	SOUTHEASTERN LOUISIANA (11/11/18)
	.500 (8-16)	CAL ST. FULLERTON (12/22/18)
REBOUNDS	30	SOUTHEASTERN LOUISIANA (11/11/18)
	30	at Clemson (11/26/18)
	30	ILLINOIS (12/02/18)
	30	SOUTHWEST MINN. ST. (12/29/18)
ASSISTS	3	MISSISSIPPI VALLEY STATE (11/06/18)
	3	SETON HALL (11/14/18)
STEALS	1	SETON HALL (11/14/18)
BLOCKED SHOTS	1	MISSISSIPPI VALLEY STATE (11/06/18)
	1	vs Missouri State (11/19/18)
	1	ILLINOIS (12/02/18)
	1	CREIGHTON (12/08/18)
TURNOVERS	11	vs Texas Tech (11/20/18)
	11	at Clemson (11/26/18)
FOULS	14	vs Missouri State (11/19/18)
	14	at Clemson (11/26/18)
	14	SOUTHWEST MINN. ST. (12/29/18)



**2018-19 NEBRASKA WIN/LOSS MARGIN**

	1	2	3	4	5	6	7	8	9	10	11	12	13	14	15	16	17	18	19	20	+20
Husker Wins	0	1	0	0	0	0	0	0	0	0	0	0	0	0	1	0	0	0	1	0	8
Husker Losses	0	1	0	0	0	0	1	1	0	0	0	0	0	0	0	0	0	1	0	0	0

**2018-19 NEBRASKA INDIVIDUAL GAME HIGHS**

Points	30	Palmer Jr.,James vs Creighton (12/08/18)
	29	Palmer Jr.,James vs Oklahoma State (12/16/18)
	29	Palmer Jr.,James vs Seton Hall (11/14/18)
Field Goals Made	9	Palmer Jr.,James vs Creighton (12/08/18)
	9	Copeland Jr.,Isaac vs Missouri State (11/19/18)
Field Goal Att.	20	Palmer Jr.,James vs Seton Hall (11/14/18)
	19	Palmer Jr.,James at Maryland (01/02/19)
FG Pct (min 5 made)	.800 (8-10)	Roby,Isaiah at Iowa (01/06/19)
	.800 (8-10)	Watson Jr.,Glynn vs Western Ill. (11/24/18)
3-Point FG Made	6	Palmer Jr.,James vs Creighton (12/08/18)
	5	Akenten,Nana vs Mississippi Valley State (11/06/18)
	5	Watson Jr.,Glynn vs Mississippi Valley State (11/06/18)
3-Point FG Att.	11	Akenten,Nana vs Mississippi Valley State (11/06/18)
	10	Palmer Jr.,James at Maryland (01/02/19)
3-Pt FG Pct (min 2 made)	1.000 (2-2)	Copeland Jr.,Isaac at Maryland (01/02/19)
	.857 (6-7)	Palmer Jr.,James vs Creighton (12/08/18)
Free Throws Made	14	Palmer Jr.,James vs Oklahoma State (12/16/18)
	13	Palmer Jr.,James vs Seton Hall (11/14/18)
Free Throw Att.	18	Palmer Jr.,James vs Seton Hall (11/14/18)
	16	Roby,Isaiah vs Cal St. Fullerton (12/22/18)
FT Pct (min 3 made)	1.000 (6-6)	Palmer Jr.,James vs Creighton (12/08/18)
	1.000 (5-5)	Palmer Jr.,James vs Western Ill. (11/24/18)
	1.000 (4-4)	Palmer Jr.,James vs Southwest Minn. St. (12/29/18)
	1.000 (4-4)	Palmer Jr.,James at Minnesota (12/05/18)
	1.000 (4-4)	Allen,Thomas vs Illinois (12/02/18)
	1.000 (4-4)	Copeland Jr.,Isaac at Clemson (11/26/18)
	1.000 (4-4)	Copeland Jr.,Isaac vs Seton Hall (11/14/18)
Rebounds	13	Heiman,Brady vs Mississippi Valley State (11/06/18)
	10	Copeland Jr.,Isaac vs Seton Hall (11/14/18)
Assists	10	Watson Jr.,Glynn vs Cal St. Fullerton (12/22/18)
	8	Watson Jr.,Glynn vs Seton Hall (11/14/18)
Steals	5	Palmer Jr.,James at Maryland (01/02/19)
	5	Allen,Thomas vs Missouri State (11/19/18)
Blocked Shots	3	Roby,Isaiah at Minnesota (12/05/18)
	3	Roby,Isaiah vs Texas Tech (11/20/18)
	3	Roby,Isaiah vs Missouri State (11/19/18)
	3	Copeland Jr.,Isaac vs Seton Hall (11/14/18)
	3	Palmer Jr.,James vs Mississippi Valley State (11/06/18)
Turnovers	5	Palmer Jr.,James at Iowa (01/06/19)
	5	Palmer Jr.,James vs Illinois (12/02/18)
	5	Palmer Jr.,James vs Missouri State (11/19/18)
Fouls	5	Roby,Isaiah at Minnesota (12/05/18)
	5	Copeland Jr.,Isaac at Minnesota (12/05/18)
	5	Palmer Jr.,James vs Texas Tech (11/20/18)
Minutes	39	Palmer Jr.,James at Iowa (01/06/19)
	39	Palmer Jr.,James vs Seton Hall (11/14/18)
	39	Copeland Jr.,Isaac vs Seton Hall (11/14/18)

**2018-19 OPPONENT INDIVIDUAL GAME HIGHS**

Points	32	Amir Coffey at Minnesota (12/05/18)
	26	Culver,Jarrett vs Texas Tech (11/20/18)
	25	Jordan Bohannon at Iowa (01/06/19)
Field Goals Made	9	Culver,Jarrett vs Texas Tech (11/20/18)
	8	Amir Coffey at Minnesota (12/05/18)
Field Goal Att.	23	Dante Scott vs Mississippi Valley State (11/06/18)
	21	Myles Powell vs Seton Hall (11/14/18)
FG Pct (min 5 made)	.875 (7-8)	THOMAS, Elijah at Clemson (11/26/18)
	.833 (5-6)	Gabe Kalschauer at Minnesota (12/05/18)
	.833 (5-6)	Kipper Nichols vs Illinois (12/02/18)
	.833 (5-6)	Michael Nzei vs Seton Hall (11/14/18)
3-Point FG Made	7	Mitch Ballock vs Creighton (12/08/18)
	5	Jordan Bohannon at Iowa (01/06/19)
3-Point FG Att.	10	Mitch Ballock vs Creighton (12/08/18)
	9	Myles Powell vs Seton Hall (11/14/18)
3-Pt FG Pct (min 2 made)	1.000 (2-2)	Aaron Wiggins at Maryland (01/02/19)
	1.000 (2-2)	Kipper Nichols vs Illinois (12/02/18)
	1.000 (2-2)	TRAPP, Clyde at Clemson (11/26/18)
Free Throws Made	14	Amir Coffey at Minnesota (12/05/18)
	10	Jordan Bohannon at Iowa (01/06/19)
Free Throw Att.	17	Amir Coffey at Minnesota (12/05/18)
	10	Jordan Bohannon at Iowa (01/06/19)
	10	Jordan Murphy at Minnesota (12/05/18)
FT Pct (min 3 made)	1.000 (10-10)	Jordan Bohannon at Iowa (01/06/19)
	1.000 (9-9)	Myles Powell vs Seton Hall (11/14/18)
	1.000 (5-5)	Mooney,Matt vs Texas Tech (11/20/18)
	1.000 (4-4)	Moretto,Davide vs Texas Tech (11/20/18)
	1.000 (4-4)	Tereke Eckwood vs Mississippi Valley State (11/06/18)
	1.000 (3-3)	Ryan Kriener at Iowa (01/06/19)
Rebounds	17	Bruno Fernando at Maryland (01/02/19)
	13	Jordan Murphy at Minnesota (12/05/18)
Assists	6	Amir Coffey at Minnesota (12/05/18)
	5	Isaiah Moss at Iowa (01/06/19)
	5	Jordan Bohannon at Iowa (01/06/19)
Steals	4	Nicholas Baer at Iowa (01/06/19)
	3	Brandon Gilbeck vs Western Ill. (11/24/18)
	3	Torico Simmons vs Mississippi Valley State (11/06/18)
Blocked Shots	3	Ryan Kriener at Iowa (01/06/19)
	3	Kenny Byers vs Southwest Minn. St. (12/29/18)
	3	Daniel Oturu at Minnesota (12/05/18)
	3	Brandon Gilbeck vs Western Ill. (11/24/18)
Turnovers	6	Bruno Fernando at Maryland (01/02/19)
	6	Jackson Rowe vs Cal St. Fullerton (12/22/18)
Fouls	5	Khalil Ahmad vs Cal St. Fullerton (12/22/18)
	5	Likelele,Isaac vs Oklahoma State (12/16/18)
	5	Dupree McBrayer at Minnesota (12/05/18)
	5	Giorgi Bezhanishvili vs Illinois (12/02/18)
	5	Brandon Gilbeck vs Western Ill. (11/24/18)
	5	Kobe Webster vs Western Ill. (11/24/18)
	5	Quincy McKnight vs Seton Hall (11/14/18)

**2018-19 NEBRASKA RECORD BY STARTING LINEUP**

No.	Starting Lineup	Record
1.	Allen, Copeland Jr., Palmer Jr., Roby, Watson Jr.	8-4
2.	Akenten, Copeland Jr., Palmer Jr., Roby, Watson Jr.	2-0
3.	Allen, Borchardt, Copeland Jr., Palmer Jr., Watson Jr.	1-0



**Nebraska Team**

Ranked in the top 5 (AP Poll) ..... Never Happened  
 Ranked in the top 10 (AP Poll) ..... March 1, 1966  
 Ranked in the top 20 (AP Poll) ..... Jan. 2, 1995  
 Ranked in the top 25 (AP Poll) ..... Dec. 31, 2018 (No. 24)  
 Ranked in the top 25 (USA Today Coaches Poll) ..... Dec. 31, 2018 (No. 23)

Played AP Poll No. 1 ranked team ..... lost at No. 1 Indiana (47-76), 2/13/2013  
 Defeated AP Poll No. 1 ranked team ..... at No. 1 Missouri (67-51), 2/6/1982  
 Played AP Poll No. 2 ranked team ..... lost at No. 2 Michigan (47-62), 1/9/13  
 Defeated AP Poll No. 2 ranked team ..... vs. No. 2 Oklahoma State (85-69), 2/5/1992  
 Played Team Ranked 1-5 by AP ..... lost at No. 3 Michigan State (57-86), 12/3/2017  
 Defeated Team Ranked 1-5 by AP ..... vs. No. 3 Texas (70-67), 2/19/2011  
 Played Team Ranked 6-10 by AP ..... lost to No. 7 Wisconsin (69-70, OT), 2/9/2016  
 Defeated Team Ranked 6-10 by AP ..... vs. No. 9 Wisconsin (77-68), 3/9/2014  
 Defeated Team Ranked 11-25 by AP ..... vs. No. 23 Michigan (72-52), 1/18/2018  
 Defeated Team Ranked 1-10 by AP on Road ..... at No. 9 Michigan State (60-51), 2/16/2014

Scored 100 or more points ..... 106; vs. Mississippi Valley State, 11/6/2018  
 Scored 90 or more points ..... 94; Creighton, 12/8/2018  
 Scored 80 or more points ..... 84; at Iowa, 1/6/2019  
 Scored less than 50 points ..... 46; vs. Iowa, 2/22/2015  
 Scored less than 40 points ..... 38; at Oregon, 12/15/2012  
 Shot 75% from the field ..... .750, vs. Nebraska-Omaha (42-56), 1/25/1988 \$  
 Shot 70% from the field ..... .723; vs. UNC Wilmington (34-47), 12/5/1997  
 Shot 60% from the field ..... .628; vs. Northwestern (27-43), 2/3/2015

Made 50 or more free throws ..... Never Happened  
 Made 40 or more free throws ..... 43, vs. Texas (43-59), 1/3/1996 - \$  
 Made 30 or more free throws ..... 37; vs. UTSA (37-50), 12/20/2017  
 Made 25 or more free throws ..... 25; vs. Illinois (25-30), 12/2/2018  
 Attempted 60 or more free throws ..... 60, vs. Kansas State (36-60), 1/11/1954 - \$  
 Attempted 50 or more free throws ..... 50, vs. UTSA (37-50), 12/20/2017  
 Attempted 40 or more free throws ..... 50, vs. UTSA (37-50), 12/20/2017  
 Attempted 30 or more free throws ..... 38; vs. Cal State Fullerton (24-38), 12/22/2018  
 Shot 100% from the foul line (min 10 att.) ..... 1.000; at Penn State (16-16), 1/19/2013  
 Shot 95% from the foul line (min 10 att.) ..... 1.000; at Penn State, (16-16), 1/19/2013  
 Shot 90% from the foul line (min 10 att.) ..... .913; vs. Oklahoma State (21-23), 12/16/2018

Made 20 or more 3-pointers ..... Never Happened  
 Made 15 or more 3-pointers ..... 15; vs. Mississippi Valley State (15-37), 11/6/2018  
 Made 10 or more 3-pointers ..... 11; vs. Southwest Minnesota State (11-24), 12/29/2018  
 Made 0 3-pointers ..... 0; vs. Jacksonville State (0-5), 12/18/2012  
 Held Opponent to 0 3-pointers ..... 0; Southeastern Louisiana, 11/22/2015  
 Attempted 40 or more 3-pointers ..... Never Happened  
 Attempted 30 or more 3-pointers ..... 33; vs. Missouri State (13-33), 11/19/2018  
 Made 10 or more 3-pointers ..... 24; vs. Southwest Minnesota State (11-24), 12/29/2018  
 Shot 75% from 3-point range (min. 10 att.) ..... .750, vs. UT-Pan American (9-12), 12/2/2009 - \$  
 Shot 60% from 3-point range (min. 10 att.) ..... .647; vs. USC (11-17), 12/3/2012  
 Shot 50% from 3-point range (min. 10 att.) ..... .519; vs. Creighton (14-27), 12/8/2018  
 Shot 50% from 3-point range (min. 20 att.) ..... .519; vs. Creighton (14-27), 12/8/2018

Had 60 or more rebounds ..... 60; vs. Oral Roberts, 12/22/1999  
 Had 50 or more rebounds ..... 52; vs. Stetson, 12/29/2017

Had 30 or more assists ..... 35, vs. Northeastern Illinois, 12/21/1994  
 Had 25 or more assists ..... 28; vs. North Carolina A&T, 12/19/2005  
 Had 20 or more assists ..... 21; vs. Missouri State, 11/19/2018  
 Had 15 or more assists ..... 17; at Iowa, 1/6/2019

Had 20 or more steals ..... 23, vs. Texas Tech, 3/4/1999 - \$  
 Had 15 or more steals ..... 15, vs. Long Beach State, 11/26/2017  
 Had 10 or more steals ..... 12; vs. Southwest Minnesota State, 12/28/2018

Had 15 or more blocked shots ..... 15, vs. Coppin State, Dec. 6, 1996 - \$  
 Had 10 or more blocked shots ..... 14; at Northwestern, 1/2/2018

Had 30 or more turnovers ..... 31, at Creighton, 12/11/2005  
 Had 20 or more turnovers ..... 22; vs. Wisconsin, 2/9/2017  
 Had less than 5 turnovers ..... 5; at Mississippi State, 3/14/2018

**Nebraska Player...**

**Had 20 or more points:** ..... 26; James Palmer Jr. and 24; Isaac Copeland Jr. at Iowa, 1/6/2019  
**Had 25 or more points:** ..... 26; James Palmer Jr. at Maryland, 2/2/2019  
**Had 30 or more points:** ..... 30; James Palmer Jr. vs. Creighton, 12/8/2018  
**Had 40 or more points:** ..... 41; Aleks Maric vs. Kansas State, 2/13/2007

**Had No Player in Double Figures:** ..... vs. Ohio State, 1/21/2012  
**Had Five Players with 10 or more points** ..... vs. Creighton, 12/8/2018  
 ..... James Palmer Jr (30); Thomas Allen (18); Isaiah Roby (15);  
 ..... Glynn Watson Jr. (13); Isaac Copeland (11)  
**Had Six Players with 10 or more points** ..... vs. Southeastern Louisiana, 11/11/2018  
 ..... James Palmer Jr (17); Glynn Watson Jr. (16); Isaac Copeland (11);  
 ..... Isaiah Roby (10); Thomas Allen (10); Brady Heiman (10)  
**Two Huskers with 20 or more points, same game:** ..... at Iowa, 1/6/2019  
 ..... James Palmer Jr. (2-) and Isaac Copeland Jr. (24)  
**Three Huskers with 20 or more points, same game:** ..... vs. Oklahoma State, 3/5/2007  
 ..... Marcus Perry (25), Aleks Maric (23), Paul Velander (20)  
**Two Huskers with 30 or more points, same game:** ..... vs. Oregon, 11/25/1995  
 ..... Tyronn Lue (30) & Jaron Boone (30) - only time in school history

**Had 10 or more rebounds:** ..... 10; Isaac Copeland vs. Seton Hall, 11/14/2018  
**Had 15 or more rebounds:** ..... 18; Ed Morrow Jr. vs. Gardner-Webb, 12/18/2016  
**Had 20 or more rebounds:** ..... 21, Kimani Ffriend vs. Oral Roberts, 12/22/1999  
**Had 25 or more rebounds:** ..... 26, Bill Johnson vs. Iowa State, 1/4/1954 - \$  
**Two Huskers with 10 or more rebounds, same game:** ..... vs. Stetson, 12/29/2017  
 ..... (Tanner Borchardt, 10; Jordy Tshimanga, 10)  
**Three Huskers with 10 or more rebounds, same game:** ..... vs. Texas Tech, 1/19/2000  
 ..... (Steffon Bradford 16; Kimani Ffriend 12; Louis Truscott 11)

**Had 5 or more 3-pointers:** ..... 6; James Palmer Jr. (6-7) vs. Creighton, 12/8/2018  
**Had 6 or more 3-pointers:** ..... 6; James Palmer Jr. (6-7) vs. Creighton, 12/8/2018  
**Had 7 or more 3-pointers:** ..... 7; Glynn Watson Jr. vs. Iowa (7-8), 1/5/2017  
**Had 8 or more 3-pointers:** ..... 8; Cary Cochran, vs. Baylor (8-13), 2/27/2002 - \$

**Had 5 or more assists:** ..... 5; James Palmer Jr. vs. Southwest Minnesota State, 12/28/2018  
**Had 10 or more assists:** ..... 10; Glynn Watson Jr. vs. Cal State Fullerton, 12/22/2018  
**Had 15 or more assists:** ..... 15; Charles Richardson vs. Rutgers, 12/2/2006  
**Had 18 or more assists:** ..... 18; Brian Carr, at Evansville, 1/3/1985 - \$

**Had 5 or more blocked shots:** ..... 5; Isaiah Roby vs. Michigan, 3/4/2018  
**Had 6 or more blocked shots:** ..... 6; Isaiah Roby vs. Eastern Illinois, 11/11/2017  
**Had 7 or more blocked shots:** ..... 7; John Turek vs. Colorado, 3/2/2005  
**Had 9 or more blocked shots:** ..... 9; Mikki Moore vs. Coppin State, 12/6/1996 - \$  
**Had 10 or more blocked shots:** ..... Never Happened

**Had 5 or more steals:** ..... 5; James Palmer Jr. at Maryland, 2/2/2019  
**Had 6 or more steals:** ..... 6; Glynn Watson Jr. vs. Long Beach State, 11/26/2017  
**Had 7 or more steals:** ..... 7; Brandon Richardson at Ohio State, 1/3/2012  
**Had 8 or more steals:** ..... 8, Cookie Belcher vs. Oklahoma St., 2/7/2001 - \$  
**Had 10 or more steals:** ..... Never Happened

**Had Triple-Double (Points/Rebounds/Assists):** ..... Never Happened  
**Had Double-Double (Points/Assists):** ..... Glynn Watson Jr. vs. Cal St. Fullerton, 12/22/2018  
 ..... (10 pts/10 asst)  
**Had Double-Double (Points/Rebounds):** Isaac Copeland vs. Seton Hall, 11/14/2018 (18 pts/10 reb)  
**Had Double-Double (Points/Steals):** ..... Never Happened  
**Had Double-Double (Points/Blocks):** ..... Never Happened

\$ - School Record - # - Tied School record  
 As of 1/7/2019



	Nebraska...	A Nebraska Opponent...
Scored 100 or more points.....	106; vs. Mississippi Valley State, 11/6/18	101; TCU, 3/15/99
Scored 90 or more points.....	94; vs. Creighton, 12/8/18	93; at Iowa, 1/6/19
Scored 41 to 50 points.....	46; Iowa, 2/22/15	50; Prairie View A&M, 12/22/15
Scored 40 or fewer points.....	38; at Oregon, 12/15/12	38; Southwest Minnesota State, 12/28/18
Shot 70% from the field.....	.723; vs. UNC Wilmington 12/5/97 (34-47)	.723; Kansas, 2/2/85 (34-47)
Shot 60% from the field.....	.628; vs. Northwestern, 2/3/15 (27-43)	.630; Michigan, 3/5/17 (34-54)
Shot 90% from the free throw line (Min 10 attempts).....	.909; vs. Southwest Minnesota State, 12/28/18 (10-11)	.906; at Iowa, 1/6/19 (29-32)
Made 10, 3-Point Field Goals.....	11; 15; vs. Southwest Minnesota State, 12/28/2018 (11-24)	10; at Iowa, 1/6/19 (10-22)
Had 60 rebounds.....	60; vs. Oral Roberts, 12/22/99	62; Colorado, 2/15/75
Had 50 rebounds.....	52; vs. Stetson, 12/29/17	50; at St. John's, 11/16/17
Had 30 assists.....	35; vs. Northeastern Illinois, 12/21/94	30; Iowa State, 2/3/93
Had 15 steals.....	15; vs. Arkansas State, 12/14/13	15; Florida State, 12/31/05
Had 10 blocked shots.....	14; at Northwestern, 1/2/18	11; at Michigan State, 12/3/17
Had 10 or fewer turnovers.....	8 at Iowa, 1/6/19	9; vs. Michigan (B1G Tourney), 3/2/18
Had 20 or more turnovers.....	22; vs. Wisconsin, 2/9/17	21; Long Beach State, 11/26/17
Had three players with 20 points.....	vs. Oklahoma State, 3/5/07	Michigan, 1/14/17
.....	(Perry 25; Maric 23; Velander 20)	(Wagner 23, Irvin 21, Walton 20)
Had three players with 10 rebounds.....	vs. Texas Tech, 1/19/00	at Kansas, 1/9/02
.....	(Bradford 16, Ffriend 12, Truscott 11)	(Collison 13, Gooden 12, Simien 10)
Had five players reach double-figure points.....	vs. Creighton (12/8/18)	at Iowa, 1/6/19
.....	Palmer (30); Allen (18); Roby (15); Watson (13); Copeland (11)	Kriener (14), Cook (16); Bohannon (25); Moss (10); Wieskamp (10)
Had a player score 40 points.....	41; Aleks Maric, vs. Kansas State, 2/13/07	41; Jarrius Jackson, Texas Tech, 2/18/06
Had a player score 30 points.....	30; James Palmer Jr. vs. Creighton, 12/8/18	32; Amir Coffey, Minnesota, 12/5/18
Had a player grab 15 rebounds.....	18; Ed Morrow Jr. vs. Gardner-Webb, 12/18/16	17; Bruno Fernando, Maryland, 1/2/19
Had a player dish out 10 assists.....	10; Glynn Watson Jr. vs. Cal State Fullerton, 12/22/18	14; Lamar Peters, Mississippi State, 3/13/18
Had a player collect five steals.....	5; James Palmer Jr. at Maryland, 1/2/18	7; Josh Reeves, Penn State, 2/25/18
Had a player block five shots.....	5; Isaiah Roby vs. Michigan (B1G Tourney), 3/2/18	8; Mike Watkins, Penn State (B1G Tourney), 3/8/17

**GAME RECAPS AND LEADERS**

Date	Opponent	Result	Record (B1G)	Attend.	Nebraska Individual Leaders			
					Points	Rebounds	Assists	Steals
11/6	Mississippi Valley State @	W, 106-37	1-0 (0-0)	15,307	19-Watson Jr.	13-Heiman	5-Palmer Jr.	2-Allen/Roby
11/11	Southeastern Louisiana @	W, 87-35	2-0 (0-0)	15,462	17-Palmer Jr.	7-Roby	5-Allen	4-Palmer Jr.
11/14	Seton Hall	W, 80-57	3-0 (0-0)	15,713	29-Palmer Jr.	10-Copeland Jr.	8-Watson Jr.	2-Copeland Jr./Heiman
11/19	vs. Missouri State &	W, 85-62	4-0 (0-0)	6,082	23-Copeland Jr.	7-Roby, Copeland Jr.	4-Copeland Jr, Palmer Jr., Watson Jr.	5-Allen
11/20	vs. Texas Tech &	L, 52-70	5-1 (0-0)	6,521	20-Copeland Jr.	8-Copeland Jr.	3-Watson Jr.	2-Copeland Jr./Roby
11/24	Western Illinois	W, 73-49	5-1 (0-0)	15,800	20-Watson Jr.	9-Watson Jr.	3-Watson Jr.	3-Watson Jr./Copeland
11/26	at Clemson	W, 68-66	6-1 (0-0)	6,974	20-Palmer Jr.	9-Palmer Jr.	3-Copeland Jr., Allen	1-Five players
12/2	Illinois *	W, 75-60	7-1 (1-0)	15,764	23-Palmer Jr.	6-Roby, Watson Jr.	4-Palmer Jr.	3-Roby
12/5	at Minnesota *	L, 78-85	7-2 (1-1)	9,624	17-Copeland	7-Copeland	4-Palmer Jr., Watson Jr.	2-Roby, Palmer Jr. Allen
12/8	Creighton	W, 94-75	8-2 (1-1)	15,950	30-Palmer Jr.	8-Roby	5-Watson Jr.	3-Watson Jr./Akenten
12/16	vs. Oklahoma State	W, 79-56	9-2 (1-1)	3,800	29-Palmer Jr.	7-Roby	5-Palmer Jr.	4-Roby
12/22	Cal State Fullerton	W, 86-62	10-2 (1-1)	15,088	23-Palmer Jr.	8-Roby	10-Watson Jr.	2-Palmer Jr./Watson Jr.
12/28	Southwest Minnesota St.	W, 79-38	11-2 (1-1)	15,057	16-Palmer Jr./Watson Jr.	9-Borchardt	5-Palmer Jr.	4-Watson Jr.
1/2	at Maryland *	L, 72-74	11-3 (1-2)	11,251	26-Palmer Jr.	7-Roby/Palmer Jr.	4-Watson Jr./Palmer Jr.	5-Palmer Jr.
1/6	at Iowa *	L, 84-93	11-4 (1-3)	11,782	24-Copeland Jr.	9-Roby	5-Watson Jr.	3-Palmer Jr.

\*-- Big Ten game; @-Hall of Fame Classic (Lincoln, Neb.); &-Hall of Fame Classic (Kansas City, Mo.); \$-Big Ten Tournament (Chicago)

### MISCELLANEOUS REVIEW

Nebraska Record When:	All (W)	All(L)	H(W)	H(L)	A (W)	A (L)
Ahead at Halftime	10	2	8	0	2	2
Behind at Halftime	0	2	0	0	0	2
Tied at Halftime	1	0	0	0	1	0
Bench Outscores Opponent's	6	1	4	0	2	1
Opponent Bench Outscores NU	5	3	4	0	1	3
Bench scoring is even	0	0	0	0	0	0
Shooting 50% or Better	4	0	3	0	1	0
Shooting Under 50%	7	4	5	0	2	4
Opp. Shoots 50% or Better	0	1	0	0	0	1
Opp. Shoots Under 50%	11	3	8	0	3	3
Outshooting Opponent (pct.)	10	2	8	0	2	2
Outshot by Opponent (pct.)	1	2	0	0	1	2
Shooting is even	0	0	0	0	0	0
Outrebounding Opponent	7	0	7	0	0	0
Outrebounded by Opponent	4	4	1	0	3	4
Rebounds are Even	0	0	0	0	0	0
Committing More TOs than Opp	1	1	1	0	0	1
Committing Fewer TOs than Opp	10	3	7	0	3	3
Turnovers are Even	0	0	0	0	0	0
Leading with 5:00 left	11	1	8	0	3	1
Trailing with 5:00 left	0	3	0	0	0	3
Tied with 5:00 left	0	0	0	0	0	0

In Overtime	0	0	0	0	0	0
Scoring 80 or more points	6	1	5	0	1	1
Scoring 61 to 79 points	5	2	3	0	2	2
Scoring 60 or fewer points	0	1	0	0	0	1
Allowing 80 or more points	0	2	0	0	0	2
Allowing 61 to 79 points	4	2	2	0	2	2
Allowing 60 or fewer points	7	0	6	0	1	0

#### Field-Goal Percentage by Site:

NU	H (PBA) --233-481= 48.4	A -- 181-394= 45.9
OPP	A -- 182-400= 45.5	H (PBA) -- 158-481= 32.8

#### Free-Throw Percentage by Site:

NU	H (PBA) -- 138-191 = 72.3	A --103-139= 74.1
OPP	A --104-134 = 77.6	H (PBA) -- 60-100= 60.0

NU Average at home: 85.0 ppg (680)

Opp. Average at home: 51.6 ppg (413)

NU Average on Road/Neutral: 74.0 ppg (518)

Opp. Average on Road/Neutral: 72.3 ppg (506)

### MISCELLANEOUS STREAKS

Biggest margin of victory .....	69, Mississippi Valley State (11/6)
Biggest margin of defeat .....	18, vs. Texas Tech (11/20)
Largest deficit overcome in win.....	7, vs. Oklahoma State (12/16)
Largest halftime deficit overcome in win .....	
Largest lead surrendered in loss.....	13, at Minnesota (12/5)

Largest halftime lead surrendered in loss .....	5, at Minnesota (12/5)
Largest lead at any time .....	72, Mississippi Valley State (11/6)
Largest deficit at any time .....	19, vs. Texas Tech (11/20)
Largest runs without opponent scoring .....	22 (16:07-7:48, 1st), Southeastern Louisiana (11/11)
Largest opponent run without NU scoring .....	12, Texas Tech (12:27-9:08, 1st)

### MISC. STATS

Opponent	NU-Opp Paint	NU-Opp off TO	NU-Opp 2nd Ch.	NU-Opp Bench	Largest Lead	Largest Deficit
Mississippi Valley State	36-20	32-6	10-9	48-4	72 (4:50 2nd)	-
Southeastern Louisiana	42-22	33-7	6-7	23-13	53 (5:12, 2nd)	3 (18:42, 1st)
Seton Hall	24-36	16-2	10-10	5-9	25 (0:23, 2nd)	3 (18:16, 1st)
vs. Missouri State	26-32	26-13	10-9	17-12	26 (2:05, 2nd)	2 (1st, 14:13)
vs. Texas Tech	18-34	8-19	3-10	3-15	9 (15:47, 1st)	19 (2nd, 0:55)
Western Illinois	44-22	19-5	10-4	12-9	33 (2nd, 17:41)	5 (1st, 15:32)
at Clemson	34-32	17-16	13-17	8-10	8 (2:29, 2nd)	6 (1st, 17:20)
Illinois	20-28	13-16	9-6	6-20	18 (3:08, 2nd)	-
at Minnesota	36-50	19-14	18-18	12-8	13 (2nd, 17:14)	7 (2nd, 0:04)
Creighton	26-26	17-5	19-17	7-12	22 (2nd, 1:22)	1 (1st, 18:38)
vs. Oklahoma State	26-38	25-13	4-11	22-18	25 (2nd, 0:29)	7 (1st, 3:35)
Cal State Fullerton	22-38	20-5	5-7	12-28	26 (2nd, 1:58)	-
Southwest Minnesota State	32-14	24-5	12-4	21-8	41 (2nd, 1:42)	-
at Maryland	26-38	11-17	10-14	8-9	8 (2nd, 15:30)	4 (1st, 17:11)
at No. 25 Iowa	46-34	19-7	9-18	16-7	4 (1st, 14:48)	11 (2nd, 13:14)



**#0 JAMES PALMER JR. (NEB. HIGHS)**

**Points**  
 Season: 30 vs. Creighton (12/8/18)  
 Career: 34 at Ohio State (1/22/18)

**Rebounds**  
 Season: 9 at Clemson (11/26/18)  
 Career: same

**Field Goals**  
 Season: 9 vs. Creighton (12/8/18)  
 Career: 11 at Ohio State (1/22/18)

**Field Goal Attempts**  
 Season: 20 vs. Seton Hall (11/14/18)  
 Career: same

**3-Point Field Goals**  
 Season: 6 vs. Creighton (12/8/18)  
 Career: same

**3-Point Field Goal Attempts**  
 Season: 10 at Maryland (1/2/19)  
 Career: 9 at Ohio St. (1/22/18); vs. Missouri St. (11/19/18)

**Free Throws**  
 Season: 14 vs. Oklahoma State (12/16/18)  
 Career: same

**Free Throw Attempts**  
 Season: 18 vs. Seton Hall (11/14/18)  
 Career: same

**Assists**  
 Season: 5 three times, last vs. SW Minn. St. (12/18/18)  
 Career: 9 at Minnesota (2/6/18)

**Steals**  
 Season: 5 at Maryland (1/2/19)  
 Career: 5 vs. Boston College (11/29/17); at Maryland (1/2/19)

**Blocks**  
 Season: 3 vs. Miss. Valley St. (11/6/18)  
 Career: same

**Minutes Played**  
 Season: 39 vs. Seton Hall (11/14/18); at Iowa (1/6/19)  
 Career: 39 three times, last at Iowa (1/6/19)

**#1 AMIR HARRIS**

**Points**  
 Season: 6 vs. Miss. Valley St. (11/6/18)  
 Career: Same

**Rebounds**  
 Season: 5 three times, last vs. Western Illinois (11/24)  
 Career: Same

**Field Goals**  
 Season: 3 vs. Miss. Valley St. (11/6/18)  
 Career: Same

**Field Goal Attempts**  
 Season: 3 vs. Miss. Valley St. (11/6/18)  
 Career: Same

**3-Point Field Goals**  
 Season: None  
 Career: Same

**3-Point Field Goal Attempts**  
 Season: None  
 Career: Same

**Free Throws**  
 Season: 1 vs. Seton Hall (11/14/18)  
 Career: Same

**Free Throw Attempts**  
 Season: 2 three times, last vs. Seton Hall (11/14/18)  
 Career: Same

**Assists**  
 Season: 2 four times, last vs. Western Illinois (11/24)  
 Career: Same

**Steals**  
 Season: 1 three times, last vs. Illinois (12/2/18)  
 Career: Same

**Blocks**  
 Season: 1 three times, last vs. Western Illinois (11/24)  
 Career: Same

**Minutes Played**  
 Season: 21 vs. SELA (11/11)  
 Career: Same

**#4 JOHNNY TRUEBLOOD**

**Points**  
 Season: 4 vs. SW Minn. St. (12/18/18)  
 Career: same

**Rebounds**  
 Season: 4 vs. SW Minn. St. (12/18/18)  
 Career: same

**Field Goals**  
 Season: 2 vs. SW Minn. St. (12/18/18)  
 Career: same

**Field Goal Attempts**  
 Season: 4 vs. SW Minn. St. (12/18/18)  
 Career: same

**3-Point Field Goals**  
 Season: None  
 Career: 2 vs. Rutgers (2/6/16)

**3-Point Field Goal Attempts**  
 Season: None  
 Career: 1 vs. Rutgers (2/6/16); vs. North Dakota (11/19/17)

**Free Throws**  
 Season: None  
 Career: 2 vs. SE Louisiana (11/22/15)

**Free Throw Attempts**  
 Season: 1 vs. SW Minn. St. (12/18/18)  
 Career: 4 vs. SE Louisiana (11/22/15)

**Assists**  
 Season: 3 vs. Miss. Valley St. (11/6/18)  
 Career: same

**Steals**  
 Season: 2 vs. SW Minn. St. (12/18/18)  
 Career: same

**Blocks**  
 Season: None  
 Career: same

**Minutes Played**  
 Season: 8 vs. SELA (11/11/18); vs. SW Minn. St. (12/18/18)  
 Career: 8 three times, last vs. SW Minn. St. (12/18/18)

**#5 GLYNN WATSON JR.**

**Points**  
 Season: 20 vs. Western Illinois (11/24)  
 Career: 34 vs. Iowa (1/5/17)

**Rebounds**  
 Season: 9 vs. Western Illinois (11/24)  
 Career: 9 vs. Minnesota (12/5/17); vs. Western Illinois (11/24)

**Field Goals**  
 Season: 7 three times, last vs. Western Illinois (11/24)  
 Career: 11 vs. Iowa (1/5/17)

**Field Goal Attempts**  
 Season: 14 at Clemson (11/26/18)  
 Career: 20 at Penn State (1/12/18)

**3-Point Field Goals**  
 Season: 5 vs. Miss. Valley St. (11/6/18)  
 Career: 7 vs. Iowa (1/5/17)

**3-Point Field Goal Attempts**  
 Season: 8 vs. Missouri State (11/19/18)  
 Career: 8 vs. Iowa (1/5/17); vs. Missouri State (11/19/18)

**Free Throws**  
 Season: 5 at Minnesota (12/5/18)  
 Career: 9 vs. Minnesota (12/5/17)

**Free Throw Attempts**  
 Season: 6 at Minnesota (12/5/18)  
 Career: 10 vs. E. Illinois (11/11/17); vs. Minnesota (12/5/17)

**Assists**  
 Season: 10 vs. Cal State Fullerton (12/22/18)  
 Career: Same

**Steals**  
 Season: 4 vs. SW Minn. St. (12/18/18)  
 Career: 6 vs. LBSU (11/26/17)

**Blocks**  
 Season: None  
 Career: 1 14 times, last vs. Maryland (2/13/18)

**Minutes Played**  
 Season: 38 vs. Texas Tech (11/20/18); at Clemson (11/26/18)  
 Career: 41 vs. Penn State (3/8/17)

**#12 THOMAS ALLEN**

**Points**  
 Season: 18 vs. Creighton (12/8/18)  
 Career: same

**Rebounds**  
 Season: 5 vs. MVSU (11/6/18); vs. Creighton (12/8/18)  
 Career: same

**Field Goals**  
 Season: 7 vs. Creighton (12/8/18)  
 Career: same

**Field Goal Attempts**  
 Season: 11 vs. Creighton (12/8/18)  
 Career: 11 vs. Del. St. (12/22/17); vs. Creighton (12/8/18)

**3-Point Field Goals**  
 Season: 2 five times, last vs. Oklahoma State (12/16/18)  
 Career: 3 vs. Kansas (11/16/17)

**3-Point Field Goal Attempts**  
 Season: 5 three times, last vs. Creighton (12/8/18)  
 Career: 6 vs. Delaware St. (12/22/17)

**Free Throws**  
 Season: 4 vs. Illinois (12/2/18)  
 Career: 4 vs. North Texas (11/13/17); vs. Illinois (12/2/18)

**Free Throw Attempts**  
 Season: 4 vs. Illinois (12/2/18)  
 Career: 6 vs. North Texas (11/13/17)

**Assists**  
 Season: 5 vs. SELA (11/11/18)  
 Career: same

**Steals**  
 Season: 5 vs. Missouri State (11/19/18)  
 Career: same

**Blocks**  
 Season: 1 vs. Western Illinois (11/24); vs. Creighton (12/8/18)  
 Career: Same

**Minutes Played**  
 Season: 36 vs. Texas Tech (11/20/18); at Maryland (1/2/19)  
 Career: same

**#14 ISAAC COPELAND JR. (NEB HIGHS)**

**Points**  
 Season: 24 at Iowa (1/6/19)  
 Career: 30 vs. North Dakota (11/19/17)

**Rebounds**  
 Season: 10 vs. Seton Hall (11/14/18)  
 Career: 12 vs. Penn State (2/25/18)

**Field Goals**  
 Season: 9 vs. Missouri State (11/19/18)  
 Career: 12 vs. North Dakota (11/19/17)

**Field Goal Attempts**  
 Season: 16 at Iowa (1/6/19)  
 Career: 20 vs. Stetson (12/29/17)

**3-Point Field Goals**  
 Season: 3 at Minnesota (12/5/18)  
 Career: 4 vs. Iowa (1/27/18)

**3-Point Field Goal Attempts**  
 Season: 6 vs. Missouri State (11/19/18)  
 Career: same

**Free Throws**  
 Season: 9 vs. Texas Tech (11/20/18)  
 Career: same

**Free Throw Attempts**  
 Season: 14 vs. Texas Tech (11/20/18)  
 Career: same

**Assists**  
 Season: 4 vs. Missouri State (11/19/18)  
 Career: 4 three times, last vs. Missouri State (11/19/18)

**Steals**  
 Season: 3 vs. Western Illinois (11/24)  
 Career: same

**Blocks**  
 Season: 3 vs. Seton Hall (11/14/18)  
 Career: 4 vs. North Texas (11/13/17)

**Minutes Played**  
 Season: 39 vs. Seton Hall (11/14/18)  
 Career: Same

**#15 ISAIAH ROBY**

**Points**  
 Season: 20 vs. Cal State Fullerton (12/22/18)  
 Career: same

**Rebounds**  
 Season: 9 at Iowa (1/6/19)  
 Career: 13 vs. Eastern Illinois (11/11/17)

**Field Goals**  
 Season: 8 at Iowa (1/6/19)  
 Career: 8 at Minnesota (2/6/18); at Iowa (1/6/19)

**Field Goal Attempts**  
 Season: 13 at Minn. (12/5/18); vs. Cal St. Fullerton (12/22/18)  
 Career: same

**3-Point Field Goals**  
 Season: 1 six times, last at Iowa (1/6/19)  
 Career: 3 at Illinois (2/18/18)

**3-Point Field Goal Attempts**  
 Season: 3 three times, last vs. Cal State Fullerton (12/22/18)  
 Career: 3 eight times, last at Minnesota (12/5/18)

**Free Throws**  
 Season: 9 vs. Cal State Fullerton (12/22/18)  
 Career: same

**Free Throw Attempts**  
 Season: 16 vs. Cal State Fullerton (12/22/18)  
 Career: same

**Assists**  
 Season: 4 vs. Mo. State (11/19/18); vs. Creighton (12/8/18)  
 Career: 4 four times, last vs. Creighton (12/8/18)

**Steals**  
 Season: 4 vs. Oklahoma State (12/16/18)  
 Career: 4 vs. Illinois (1/15/18); vs. Oklahoma State (12/16/18)

**Blocks**  
 Season: 3 three times, last at Minnesota (12/5/18)  
 Career: 6 vs. Eastern Illinois (11/11/17)

**Minutes Played**  
 Season: 37 vs. Texas Tech (11/20/18)  
 Career: same

**#20 TANNER BORCHARDT**

**Points**  
 Season: 8 at Maryland (1/2/19)  
 Career: 8 vs. Stetson (12/29/17)

**Rebounds**  
 Season: 9 vs. SW Minn. St. (12/18/18)  
 Career: 10 vs. Stetson (12/29/17)

**Field Goals**  
 Season: 4 at Maryland (1/2/19)  
 Career: same

**Field Goal Attempts**  
 Season: 4 at Maryland (1/2/19)  
 Career: same

**3-Point Field Goals**  
 Season: None  
 Career: same

**3-Point Field Goal Attempts**  
 Season: None  
 Career: same

**Free Throws**  
 Season: 1 four times, last vs. Oklahoma State (12/16/18)  
 Career: 4 vs. Stetson (12/29/17)

**Free Throw Attempts**  
 Season: 2 vs. Texas Tech (11/20/18)  
 Career: 5 vs. Stetson (12/29/17)

**Assists**  
 Season: 1 three times, last vs. Cal State Fullerton (12/22/18)  
 Career: 1 four times, last vs. Cal State Fullerton (12/22/18)

**Steals**  
 Season: 1 six times, last vs. SW Minn. St. (12/18/18)  
 Career: 1, eight times, last vs. SW Minn. St. (12/18/18)

**Blocks**  
 Season: 1 five times, last at Iowa (1/6/19)  
 Career: 2 vs. Stetson (12/29/17); at Northwestern (1/2/18)

**Minutes Played**  
 Season: 19 at Maryland (1/2/19)  
 Career: same



#25 NANA AKENTEN

**Points**  
 Season: : 18 vs. Miss. Valley St. (11/6/18)  
 Career: Same

**Rebounds**  
 Season: 6 vs. SW Minn. St. (12/18/18)  
 Career: Same

**Field Goals**  
 Season: 6 vs. MVSU (11/6/18); vs. Missouri State (11/19/18)  
 Career: Same

**Field Goal Attempts**  
 Season: 11 vs. Miss. Valley St. (11/6/18)  
 Career: Same

**3-Point Field Goals**  
 Season: 5 vs. Miss. Valley St. (11/6/18)  
 Career: Same

**3-Point Field Goal Attempts**  
 Season: 11 vs. Miss. Valley St. (11/6/18)  
 Career: Same

**Free Throws**  
 Season: 2 at Iowa (1/6/19)  
 Career: same

**Free Throw Attempts**  
 Season: 3 vs. Miss. Valley St. (11/6/18); at Iowa (1/6/19)  
 Career: Same

**Assists**  
 Season: 1 five times, last at Iowa (1/6/19)  
 Career: Same

**Steals**  
 Season: 3 vs. Creighton (12/8/18)  
 Career: Same

**Blocks**  
 Season: 1 vs. Oklahoma State (12/16/18)  
 Career: Same

**Minutes Played**  
 Season: 22 vs. SW Minn. St. (12/18/18)  
 Career: Same

#33 JUSTIN COSTELLO

**Points**  
 Season: 3 vs. MVSU (11/6/18); vs. Oklahoma State (12/16/18)  
 Career: Same

**Rebounds**  
 Season: 1 vs. MVSU (11/6/18); vs. SW Minn. St. (12/18/18)  
 Career: Same

**Field Goals**  
 Season: 1 vs. MVSU (11/6/18); vs. Oklahoma State (12/16/18)  
 Career: Same

**Field Goal Attempts**  
 Season: 3 vs. Miss. Valley St. (11/6/18)  
 Career: Same

**3-Point Field Goals**  
 Season: 1 vs. MVSU (11/6/18); vs. Oklahoma State (12/16/18)  
 Career: Same

**3-Point Field Goal Attempts**  
 Season: 3 vs. Miss. Valley St. (11/6/18)  
 Career: Same

**Free Throws**  
 Season: 2 vs. SW Minn. St. (12/18/18)  
 Career: Same

**Free Throw Attempts**  
 Season: 2 vs. SW Minn. St. (12/18/18)  
 Career: Same

**Assists**  
 Season: 2 vs. SELA (11/11/18)  
 Career: Same

**Steals**  
 Season: None  
 Career: Same

**Blocks**  
 Season: None  
 Career: Same

**Minutes Played**  
 Season: 8 vs. Miss. Valley St. (11/6/18)  
 Career: Same

#34 THORIR THORBJARNSON

**Points**  
 Season: 9 vs. Miss. Valley St. (11/6/18)  
 Career: Same

**Rebounds**  
 Season: 5 vs. SW Minn. St. (12/18/18)  
 Career: Same

**Field Goals**  
 Season: 3 vs. Miss. Valley St. (11/6/18)  
 Career: Same

**Field Goal Attempts**  
 Season: 5 vs. Miss. Valley St. (11/6/18)  
 Career: Same

**3-Point Field Goals**  
 Season: 1 vs. Miss. Valley St. (11/6/18)  
 Career: 2 vs. Delaware St. (12/22/17)  
 Career: Same

**3-Point Field Goal Attempts**  
 Season: 3 vs. SELA (11/11/18)  
 Career: 3 vs. Delaware St. (12/22/17); vs. SELA (11/11/18)

**Free Throws**  
 Season: 2 vs. Miss. Valley St. (11/6/18)  
 Career: Same

**Free Throw Attempts**  
 Season: 2 vs. Miss. Valley St. (11/6/18)  
 Career: Same

**Assists**  
 Season: 2 three times, last vs. SW Minn. St. (12/18/18)  
 Career: Same

**Steals**  
 Season: 1 vs. Miss. Valley St. (11/6/18)  
 Career: 1 vs. Marist (11/24/17); vs. Miss. Valley St. (11/6/18)

**Blocks**  
 Season: 1 vs. Miss. Valley St. (11/6/18)  
 Career: Same

**Minutes Played**  
 Season: 21 vs. Miss. Valley St. (11/6/18)  
 Career: Same

#45 BRADY HEIMAN

**Points**  
 Season: 10 vs. SELA (11/11/18)  
 Career: Same

**Rebounds**  
 Season: 13 vs. Miss. Valley St. (11/6/18)  
 Career: Same

**Field Goals**  
 Season: 5 vs. SELA (11/11/18)  
 Career: Same

**Field Goal Attempts**  
 Season: 8 vs. Miss. Valley St. (11/6/18)  
 Career: Same

**3-Point Field Goals**  
 Season: None  
 Career: Same

**3-Point Field Goal Attempts**  
 Season: 1 vs. Miss. Valley St. (11/6/18)  
 Career: Same

**Free Throws**  
 Season: 1 three times, last vs. Cal State Fullerton (12/22/18)  
 Career: Same

**Free Throw Attempts**  
 Season: 4 vs. Western Illinois (11/24)  
 Career: Same

**Assists**  
 Season: 1 vs. SW Minn. St. (12/18/18); at Iowa (1/6/19)  
 Career: Same

**Steals**  
 Season: 2 vs. Seton Hall (11/14/18)  
 Career: Same

**Blocks**  
 Season: 2 vs. SELA (11/11/18); vs. Western Illinois (11/24)  
 Career: Same

**Minutes Played**  
 Season: 26 vs. SW Minn. St. (12/18/18)  
 Career: Same



**#0 JAMES PALMER JR.** | 6-6 | 207 | Sr. | G | Upper Marlboro, Md.

**CAREER STATS** \* - AT MIAMI

Year	GP	GS	Min	Avg	Total			3FG	3FGA	Pct	FT	FTA	Pct	Rebounds			PF	FO	Ast	TO	Blk	Stl	Pts	Avg	
					FG	FGA	Pct							Off	Def	Tot									Avg
2014-15*	38	5	504	13.3	52	126	.413	23	63	.365	15	23	.652	14	40	54	1.4	28	0	25	28	9	5	142	3.7
2015-16*	34	0	394	11.6	39	107	.364	13	47	.277	25	37	.676	11	28	39	1.1	19	0	25	16	5	14	116	3.4
2017-18	33	33	1024	31.0	181	408	.444	43	139	.309	163	221	.738	41	103	144	4.4	61	0	99	72	16	32	568	17.2
2018-19	15	15	481	32.1	86	211	.408	31	93	.333	98	121	.810	16	43	59	3.9	24	1	45	35	11	23	301	20.1
<b>TOTAL</b>	<b>48</b>	<b>48</b>	<b>1505</b>	<b>31.4</b>	<b>267</b>	<b>619</b>	<b>.431</b>	<b>74</b>	<b>232</b>	<b>.319</b>	<b>261</b>	<b>342</b>	<b>.763</b>	<b>57</b>	<b>146</b>	<b>203</b>	<b>4.2</b>	<b>85</b>	<b>1</b>	<b>144</b>	<b>107</b>	<b>27</b>	<b>55</b>	<b>869</b>	<b>18.1</b>
<b>All*</b>	<b>120</b>	<b>53</b>	<b>2403</b>	<b>20.0</b>	<b>358</b>	<b>852</b>	<b>.420</b>	<b>110</b>	<b>342</b>	<b>.322</b>	<b>301</b>	<b>402</b>	<b>.749</b>	<b>82</b>	<b>214</b>	<b>296</b>	<b>2.5</b>	<b>132</b>	<b>1</b>	<b>194</b>	<b>151</b>	<b>41</b>	<b>74</b>	<b>1127</b>	<b>9.4</b>

**2017-18 GAME-BY-GAME**

Opponent	Date	GS	Min	TOTAL			3-PTS			REBOUNDS			PF	FO	A	TO	Blk	Stl	Pts	Avg					
				FG	FGA	Pct	3FG	FGA	Pct	FT	FTA	Pct									Off	Def	Tot	Avg	
Mississippi Valley St.	11/6/18	*	20	4	8	.500	1	5	.200	8	11	.727	1	2	3	3.0	2	0	5	1	3	1	17	17.0	
Southeastern Louisiana	11/11/18	*	25	5	10	.500	0	4	.000	7	8	.875	0	3	3	3.0	0	0	4	1	1	4	17	17.0	
Seton Hall	11/14/18	*	39	7	20	.350	2	8	.250	13	18	.722	2	4	6	4.0	0	0	2	1	1	0	29	21.0	
vs. Missouri State	11/19/18	*	23	3	11	.273	2	9	.222	0	0	.000	1	3	4	4.0	2	0	3	5	0	0	8	17.8	
vs. Texas Tech	11/20/18	*	27	5	13	.385	2	8	.250	1	2	.500	0	2	2	3.6	5	1	1	4	0	0	13	16.8	
Western Illinois	11/24/18	*	34	7	18	.389	0	5	.000	5	5	1.000	1	3	4	3.7	2	0	2	0	1	0	19	17.2	
at Clemson	11/26/18	*	36	8	14	.571	2	5	.400	2	3	.667	1	8	9	4.4	2	0	0	4	1	1	20	17.6	
Illinois	12/2/18	*	38	4	12	.333	3	6	.500	12	14	.857	2	1	3	4.3	0	0	4	5	0	1	23	18.3	
at Minnesota	12/05/18	*	34	3	14	.214	1	6	.167	4	4	1.000	1	3	4	4.2	3	0	4	3	0	2	11	17.4	
Creighton	12/8/18	*	27	9	12	.750	6	7	.857	6	6	1.000	0	0	0	3.8	2	0	2	1	0	1	30	18.7	
vs. Oklahoma State	12/16/18	*	38	6	17	.353	3	4	.750	14	15	.933	1	1	2	3.6	0	0	5	1	2	1	29	19.6	
Cal State Fullerton	12/22/18	*	35	7	14	.500	4	6	.667	5	7	.714	2	2	4	3.7	1	0	0	0	1	2	23	19.9	
Southwest Minn. St.	12/29/18	*	28	5	14	.357	2	5	.400	4	4	1.000	1	5	6	3.8	0	0	5	1	0	2	16	19.6	
at Maryland	1/2/19	*	38	7	19	.368	3	10	.300	9	13	.692	3	4	7	4.1	2	0	4	3	1	5	26	20.1	
at No. 25 Iowa	1/6/19	*	39	6	15	.400	0	5	.000	8	11	.727	0	2	2	3.9	3	0	4	5	0	3	20	20.1	
<b>Totals</b>			<b>15</b>	<b>481</b>	<b>86</b>	<b>211</b>	<b>.408</b>	<b>31</b>	<b>93</b>	<b>.333</b>	<b>98</b>	<b>121</b>	<b>.810</b>	<b>16</b>	<b>43</b>	<b>59</b>	<b>3.9</b>	<b>24</b>	<b>1</b>	<b>45</b>	<b>35</b>	<b>11</b>	<b>23</b>	<b>301</b>	<b>20.1</b>

- John Wooden Award Top-50 Watch List
- Jerry West Award Watch List
- Citizen Naismith Trophy Men's Player of the Year Watch List
- Preseason All-Big Ten

**NOTING PALMER**

- Senior guard who tested the NBA Draft waters and returned for his senior year and is an All-American candidate
- Totaled 20 points, four assists and three steals at No. 25 Iowa
- Led NU with 26 points, seven rebounds, a career-high five steals and four assists at Maryland
- Recorded team highs in points (16) and assists (five) against Southwest Minnesota State
- Led the Huskers with 23 points against Cal State Fullerton, including 4-of-6 from 3-point range
- Paced NU to a win over Oklahoma State with 29 points, including 14-of-15 from the line, and a season-high five assists
- Enjoyed a breakout game in the win over Creighton with a season-high 30 points, including 6-of-7 from 3-point range
- Led the Huskers with 23 points, including 12-of-14 from the foul line, and four assists vs. Illinois
- Scored 14 of his 20 points in the second half at Clemson while matching his career high with nine rebounds
- Tallied 19 points, four rebounds and a pair of assists in the win over Western Illinois
- Battled foul trouble and finished with 13 points in 27 minutes against Texas Tech
- Scored 18 of his game-high 29 points in the win over Seton Hall in the second half, as he went 13-of-18 from the foul line and added six boards
- Led NU with 17 points against Southeastern Louisiana, as he also added four assists and four steals
- Scored 15 of his 17 points in the first half and added five assists and three blocked shots against Mississippi Valley St.
- First-team All-Big Ten performer who averaged 17.2 points, 4.4 rebounds and 3.0 assists per game in 2017-18
- Scored a career-high 34 points at Ohio State, including five 3-pointers
- Played in 34 games on Miami's Sweet 16 Team in 2015-16, averaging 3.5 points and 1.2 rebounds per game
- Listed by Scout and Rivals as one of the top-100 players in the class of 2014, as he played at St. John's College High School in Washington, D.C.
- Averaged 15.7 points, 3.0 rebounds and 2.0 assists as a senior, as he was the top player in the region by ESPN

**MISC. STATS**

Category	2018-19	Career
Double-Figure Scoring	14	51
Double-Figure Rebounding	0	0
Double-Figure Assists	0	0
Double-Doubles	0	0
Led NU in Scoring	9	30
Led NU in Rebounding	2	3
Led NU in Assists	6	21
20+ Point Games	8	16
30+ Point Games	1	2

**TOP PERFORMANCES OF 2018-19**

Category	No.	Opponent (Date)
Points	30	Creighton (12/8/18)
	29	Oklahoma State (12/16/18)
	29	Seton Hall (11/14/18)
	26	at Maryland (1/2/19)
Rebounds	9	at Clemson (2/26/18)
	7	at Maryland (1/2/19)
	6	Seton Hall (11/14/18)
	6	Southwest Minn. St. (12/29/18)
Assists	5	Mississippi Valley St. (11/6)
	5	Oklahoma State (12/16/18)
	5	Southwest Minn. St. (12/29/18)





**#1 AMIR HARRIS** | 6-6 | 205 | Fr. | G | Frederick, Md.

### CAREER STATS

Year	GP	GS	Min	Avg	Total					Rebounds					PF	FO	Ast	TO	Blk	Stl	Pts	Avg			
					FG	FGA	Pct	3FG	3FGA	Pct	FT	FTA	Pct	Off									Def	Tot	Avg
2018-19	9	0	104	11.6	6	9	.667	0	0	.000	1	6	.167	4	22	26	2.9	5	0	8	5	3	4	13	1.4
<b>TOTAL</b>	<b>9</b>	<b>0</b>	<b>104</b>	<b>11.6</b>	<b>6</b>	<b>9</b>	<b>.667</b>	<b>0</b>	<b>0</b>	<b>.000</b>	<b>1</b>	<b>6</b>	<b>.167</b>	<b>4</b>	<b>22</b>	<b>26</b>	<b>2.9</b>	<b>5</b>	<b>0</b>	<b>8</b>	<b>5</b>	<b>3</b>	<b>4</b>	<b>13</b>	<b>1.4</b>

### 2018-19 GAME-BY-GAME

Opponent	Date	GS	Min	TOTAL			3-PTS			REBOUNDS			PF	FO	A	TO	Blk	Stl	Pts	Avg				
				FG	FGA	Pct	3FG	3FGA	Pct	FT	FTA	Pct									Off	Def	Tot	Avg
Mississippi Valley St.	11/6/18	18	3	3	1.000	0	0	.000	0	2	.000	1	4	5	5.0	1	0	2	0	1	1	6	6.0	
Southeastern Louisiana	11/11/18	21	2	2	1.000	0	0	.000	0	2	.000	0	4	4	4.5	1	0	2	1	1	0	4	5.0	
Seton Hall	11/14/18	8	0	1	.000	0	0	.000	1	2	.500	2	3	5	4.7	0	0	0	1	0	0	1	3.7	
vs. Missouri State	11/19/18	13	0	0	.000	0	0	.000	0	0	.000	0	3	3	4.3	0	0	2	0	0	1	0	2.8	
vs. Texas Tech	11/20/18	9	0	0	.000	0	0	.000	0	0	.000	0	0	0	3.4	0	0	0	1	0	1	0	2.2	
Western Illinois	11/24/18	17	0	2	.000	0	0	.000	0	0	.000	0	5	5	3.7	1	0	2	2	1	0	0	1.8	
at Clemson	11/26/18	4	0	0	.000	0	0	.000	0	0	.000	0	0	0	3.1	1	0	0	0	0	0	0	1.6	
Illinois	12/2/18	11	1	1	1.000	0	0	.000	0	0	.000	0	1	1	2.9	1	0	0	0	0	1	2	1.6	
at Minnesota	12/5/18	3	0	0	.000	0	0	.000	0	0	.000	1	2	3	2.9	0	0	0	0	0	0	0	1.4	
Creighton	12/8/18				DNP-Illness																			
vs. Oklahoma State	12/16/18				DNP-Illness																			
Cal State Fullerton	12/22/18				DNP-Illness																			
Southwest Minn. St.	12/29/18				DNP-Illness																			
at Maryland	1/2/19				DNP-Illness																			
at No. 25 Iowa	1/6/19				DNP-Illness																			
<b>Totals</b>		<b>0</b>	<b>104</b>	<b>6</b>	<b>9</b>	<b>.667</b>	<b>0</b>	<b>0</b>	<b>.000</b>	<b>1</b>	<b>6</b>	<b>.167</b>	<b>4</b>	<b>22</b>	<b>26</b>	<b>2.9</b>	<b>5</b>	<b>0</b>	<b>8</b>	<b>5</b>	<b>3</b>	<b>4</b>	<b>13</b>	<b>1.4</b>

### NOTING HARRIS

- Athletic freshman who has seen action in the backcourt and on the wing in his initial campaign
- Missed Nebraska's last six games because of mono, but has begun conditioning drills
- Grabbed three rebounds in limited action at Minnesota
- Played 11 minutes vs. Illinois with two points, a rebound and a steal
- Matched his season high with five rebounds and two assists in 16 minutes against Western Illinois
- Had three boards, two assists and a steal in 13 minutes against Missouri State
- Grabbed five rebounds in seven minutes of work against Seton Hall
- Had four points, four rebounds and two assists in 21 minutes off the bench against Southeastern Louisiana
- Made his NU debut against Mississippi Valley State, finishing with six points, five boards and two assists in 18 minutes
- Was a three-star recruit by both Rivals and 247Sports and was ranked by Rivals as the No. 32 point guard in the class of 2018.
- Averaged 11.5 points, 6.3 rebounds, 6.4 assists, 1.8 steals and 1.4 blocks per game, as St. James School went 19-11 and won the Mid-Atlantic Conference Tournament Championship in 2017-18
- Named the Hagerstown Herald-Mail Player of the Year and a first-team DMVelite All-Maryland Team selection in 2018

### MISC. STATS

Category	2018-19	Career
Double-Figure Scoring	0	0
Double-Figure Rebounding	0	0
Double-Figure Assists	0	0
Double-Doubles	0	0
Led NU in Scoring	0	0
Led NU in Rebounding	0	0
Led NU in Assists	0	0
20+ Point Games	0	0
30+ Point Games	0	0

### TOP PERFORMANCES OF 2018-19

Category	No.	Opponent (Date)
Points	6	Mississippi Valley St. (11/6/18)
	4	Southeastern Louisiana (11/11/18)
Rebounds	5	Mississippi Valley St. (11/6/18)
	5	Seton Hall (11/14/18)
	5	Western Illinois (11/24/18)
Assists	2	Mississippi Valley St. (11/6/18)
	2	Southeastern Louisiana (11/11/18)
	2	Missouri State (11/19/18)
	2	Western Illinois (11/24/18)



**#4 JOHNNY TRUEBLOOD** | 6-3 | 194 | Sr. | G | Omaha, Neb.

**CAREER STATS**

Year	GP	GS	Min	Avg	Total					Rebounds					PF	FO	Ast	TO	Blk	Stl	Pts	Avg			
					FG	FGA	Pct	3FG	3FGA	Pct	FT	FTA	Pct	Off									Def	Tot	Avg
2015-16	10	0	28	2.8	2	5	.400	1	1	1.000	3	6	.500	0	2	2	0.2	0	0	4	1	0	1	8	0.8
2017-18	7	0	11	1.6	0	2	.000	0	0	.000	1	4	.250	0	3	3	0.4	1	0	1	3	0	0	1	0.1
2018-19	7	0	29	4.1	3	8	.375	0	0	.000	0	1	.000	2	6	8	1.1	1	0	5	2	0	2	6	0.9
<b>TOTAL</b>	<b>24</b>	<b>0</b>	<b>68</b>	<b>2.8</b>	<b>5</b>	<b>15</b>	<b>.333</b>	<b>1</b>	<b>1</b>	<b>1.000</b>	<b>4</b>	<b>11</b>	<b>.364</b>	<b>2</b>	<b>11</b>	<b>13</b>	<b>0.5</b>	<b>2</b>	<b>0</b>	<b>10</b>	<b>6</b>	<b>0</b>	<b>3</b>	<b>15</b>	<b>0.6</b>

**2018-19 GAME-BY-GAME**

Opponent	Date	GS	Min	TOTAL			3-PTS			REBOUNDS			PF	FO	A	TO	Blk	Stl	Pts	Avg				
				FG	FGA	Pct	3FG	FGA	Pct	FT	FTA	Pct									Off	Def	Tot	Avg
Mississippi Valley St.	11/06/18	6	0	0	.000	0	0	.000	1	1	2	2.0	0	0	3	1	0	0	0	0.0				
Southeastern Louisiana	11/11/18	8	0	3	.000	0	0	.000	0	0	1	1.5	0	0	0	0	0	0	0.0					
Seton Hall	11/14/18	DNP-CD																						
vs. Missouri State	11/19/18	2	1	1	1.000	0	0	.000	0	0	0	1.0	0	0	0	1	0	0	2	0.7				
vs. Texas Tech	11/20/18	DNP-CD																						
vs. Western Illinois	11/24/18	DNP-CD																						
at Clemson	11/26/18	DNP-CD																						
Illinois	12/2/18	DNP-CD																						
at Minnesota	12/5/18	DNP-CD																						
Creighton	12/8/18	1	0	0	.000	0	0	.000	0	0	1	1.0	0	0	0	0	0	0	0.5					
vs. Oklahoma State	12/16/18	2	0	0	.000	0	0	.000	0	0	0	0.8	0	0	0	0	0	0	0.4					
Cal State Fullerton	12/22/18	2	0	0	.000	0	0	.000	0	0	0	0.7	0	0	1	0	0	0	0.3					
Southwest Minn. St.	12/29/18	8	2	4	.500	0	0	.000	0	1	4	1.1	1	0	1	0	0	2	4	0.9				
at Maryland	1/2/19	DNP-CD																						
at No. 25 Iowa	1/6/19	DNP-CD																						
<b>Totals</b>		<b>0</b>	<b>29</b>	<b>3</b>	<b>8</b>	<b>.375</b>	<b>0</b>	<b>0</b>	<b>.000</b>	<b>0</b>	<b>1</b>	<b>.000</b>	<b>2</b>	<b>6</b>	<b>8</b>	<b>1.1</b>	<b>1</b>	<b>0</b>	<b>5</b>	<b>2</b>	<b>0</b>	<b>2</b>	<b>6</b>	<b>0.9</b>

**NOTING TRUEBLOOD**


- Walk-on who had career highs in points (four), rebounds (four) and steals (two) in eight minutes vs. Southwest Minnesota State
- Had an assist in two minutes of work against Cal State Fullerton
- Got in the final two minutes of NU's win over Oklahoma State
- Played the final minute against Creighton and had a rebound in NU's 19-point win
- Walk-on who scored is first basket of the year in two minutes vs. Missouri State
- Dished out three assists and added two boards in six minutes against Mississippi Valley State
- Matched his career high with eight minutes against Southeastern Louisiana
- Appeared in seven games in 2017-18, and played 11 minutes in a reserve role
- Did not play basketball in 2016-17 after walking on to the team as a freshman
- Played in 10 games as a true freshman, totaling eight points and four assists in 28 minutes of action
- Attended Elkhorn South High School and led the school to a Class B (2nd-largest class) state title in 2015, as he earned first-team all-state honors by averaging 23.0 points, 5.1 rebounds and 3.4 assists per game

**MISC. STATS**

Category	2018-19	Career
Double-Figure Scoring	0	0
Double-Figure Rebounding	0	0
Double-Figure Assists	0	0
Double-Doubles	0	0
Led NU in Scoring	0	0
Led NU in Rebounding	0	0
Led NU in Assists	0	0
20+ Point Games	0	0
30+ Point Games	0	0

**TOP PERFORMANCES OF 2018-19**

Category	No.	Opponent (Date)
Points	4	Southwest Minn. St (12/29/18)
	2	Missouri State (11/19/18)
Rebounds	4	Southwest Minn. St (12/29/18)
	2	Mississippi Valley St. (11/6/18)
	1	Southeastern Louisiana (11/11/18)
Assists	3	Mississippi Valley St. (11/6/18)
	1	Southwest Minn. St (12/29/18)



**#5 GLYNN WATSON JR.** | 6-0 | 180 | Sr. | G | Bellwood, Ill.

**CAREER STATS**

Year	GP	GS	Min	Avg	Total					Rebounds					PF	FO	Ast	TO	Blk	Stl	Pts	Avg			
					FG	FGA	Pct	3FG	3FGA	Pct	FT	FTA	Pct	Off									Def	Tot	Avg
2015-16	34	16	826	24.3	115	296	.389	20	75	.267	42	53	.792	8	55	63	1.9	73	1	83	35	3	40	292	8.6
2016-17	31	29	979	31.6	144	345	.417	48	121	.397	68	84	.810	16	77	93	3.0	91	3	81	48	4	50	404	13.0
2017-18	33	32	981	29.7	120	346	.347	34	117	.291	71	91	.780	24	86	110	3.3	78	1	106	48	7	47	345	10.5
2018-19	15	15	463	30.9	70	154	.455	32	78	.410	23	26	.885	3	59	62	4.1	32	0	62	20	1	20	195	13.0
<b>TOTAL</b>	<b>113</b>	<b>92</b>	<b>3249</b>	<b>28.8</b>	<b>449</b>	<b>1141</b>	<b>.394</b>	<b>134</b>	<b>391</b>	<b>.343</b>	<b>204</b>	<b>254</b>	<b>.803</b>	<b>51</b>	<b>277</b>	<b>328</b>	<b>2.9</b>	<b>274</b>	<b>5</b>	<b>332</b>	<b>151</b>	<b>15</b>	<b>157</b>	<b>1236</b>	<b>10.9</b>

**2018-19 GAME-BY-GAME**

Opponent	Date	GS	Min	TOTAL			3-PTS			FT	FTA	Pct	REBOUNDS			PF	FO	A	TO	Blk	Stl	Pts	Avg		
				FG	FGA	Pct	3FG	FGA	Pct				Off	Def	Tot									Avg	
Mississippi Valley St.	11/6/18	*	19	7	10	.700	5	7	.714	0	0	.000	0	3	3	3.0	2	0	3	0	0	1	19	19.0	
Southeastern Louisiana	11/11/18	*	20	7	10	.700	2	5	.400	0	0	.000	1	5	6	4.5	2	0	3	1	0	2	16	17.5	
Seton Hall	11/14/18	*	35	5	11	.455	2	3	.667	2	3	.667	0	3	3	4.0	3	0	8	2	0	1	14	16.3	
vs. Missouri State	11/19/18	*	32	6	11	.545	4	8	.500	0	0	.000	0	2	2	3.5	0	0	4	2	0	1	16	16.3	
vs. Texas Tech	11/20/18	*	38	2	11	.182	2	7	.286	0	0	.000	0	5	5	3.8	2	0	3	1	0	0	6	14.2	
Western Illinois	11/24/18	*	30	8	10	.800	2	3	.667	2	2	1.000	0	9	9	4.7	1	0	3	1	0	3	20	15.2	
at Clemson	11/26/18	*	38	4	14	.286	2	7	.286	2	2	1.000	0	4	4	4.6	3	0	2	0	0	0	12	14.7	
Illinois	12/2/18	*	24	5	9	.556	2	4	.500	2	2	1.000	1	5	6	4.8	4	0	3	2	1	0	14	14.6	
at Minnesota	12/05/18	*	38	4	8	.500	1	3	.333	5	6	.833	0	1	1	4.3	2	0	4	2	0	1	14	14.6	
Creighton	12/8/18	*	34	4	11	.364	3	6	.500	2	2	1.000	0	3	3	4.2	2	0	5	1	0	3	13	14.4	
vs. Oklahoma State	12/16/18	*	34	2	8	.250	1	5	.200	2	2	1.000	0	4	4	4.2	1	0	1	3	0	1	7	13.7	
Cal State Fullerton	12/22/18	*	35	3	11	.273	0	4	.000	4	5	.800	0	3	3	4.1	1	0	10	1	0	2	10	13.4	
Southwest Minn. St.	12/29/18	*	26	6	13	.462	4	7	.571	0	0	.000	1	4	5	4.2	2	0	4	0	0	4	16	13.6	
at Maryland	1/2/19	*	30	4	7	.571	2	4	.500	2	2	1.000	0	6	6	4.3	3	0	4	3	0	0	12	13.5	
at No. 25 Iowa	1/6/19	*	30	3	10	.300	0	5	.000	0	0	.000	0	2	2	4.1	4	0	5	1	0	1	6	13.0	
<b>Totals</b>			15	463	70	154	.455	32	78	.410	23	26	.885	3	59	62	4.1	32	0	62	20	1	20	195	13.0

**NOTING WATSON**

- Four-year starter who has played in every game in his Husker career in the backcourt and ranks 17th on NU's career scoring list and seventh on the school's steals chart
- Finished with six points and a team-high five assists at No. 25 Iowa
- Had 12 points, six rebounds and four assists in the loss at Maryland
- Tallied 16 points, including four 3-pointers, along with four steals, four assists and five boards vs. SMSU
- Posted his first career double double with 10 points and a career-high 10 assists vs. Cal State Fullerton
- Keyed NU's win over Creighton with 13 points, five assists and three steals and held Ty-Shon Alexander to 10 points on 2-of-10 shooting
- Totaled 14 points and a team-high four assists at Minnesota
- Battled foul trouble against Illinois, but had 14 points, six rebounds and three assists
- Had 12 points, four rebounds and a pair of assists in NU's win at Clemson
- Topped the Huskers in points (20), rebounds (nine) and assists (three) against Western Illinois, as he had a season-high in scoring and matched his career high in rebounds
- Keyed NU's win over Missouri State with 16 points on 6-of-11 shooting and four assists
- Nearly had a double-double with 14 points and a game-high eight assists in the win over Seton Hall
- Tallied 16 points on 7-of-10 shooting and six boards in the win over Southeastern Louisiana
- Led NU with 19 points on 7-of-10 shooting along with three assists in 19 minutes vs. Mississippi Valley State
- Started 32 games (all but senior day), averaging 10.5 ppg along with team bests in assists (3.2 apg) and steals (1.4 spg)
- Had a season-high 29 points and a career-high nine rebounds in a win over No. 14 Minnesota
- Started 29 games as a sophomore, averaging 13.0 points, 3.0 rebounds, 2.6 assists and 1.6 steals per game, ranking 18th in the Big Ten in scoring and third in steals
- Carried the Huskers with a career-high 34-point effort against Iowa on Jan. 5. In that game, Watson went 11-of-18 from the field, including a blistering 7-of-8 shooting from 3-point range. His seven 3-pointers was one off NU's single game record, while his .875 percentage was the fourth-highest total in school history.
- Played in all 34 games in 2015-16, averaging 8.6 points, 2.4 assists and 1.2 steals per game, as he ranked among NU's freshmen list in points (292, eighth), assists (83, fifth), steals (40, fifth) and field goals (115, sixth)
- Consensus top-100 recruit who averaged 15.5 points, 4.3 rebounds, 4.0 assists and 3.0 steals per game during his senior season to lead St. Joseph to a state title for legendary coach Gene Pingatore

**MISC. STATS**

Category	2018-19	Career
Double-Figure Scoring	12	65
Double-Figure Rebounding	0	0
Double-Figure Assists	1	1
Double-Doubles	0	0
Led NU in Scoring	3	19
Led NU in Rebounding	2	3
Led NU in Assists	9	45
20+ Point Games	1	12
30+ Point Games	0	1

**TOP PERFORMANCES OF 2018-19**

Category	No.	Opponent (Date)
Points	20	Western Illinois (11/24/18)
	19	Mississippi Valley St. (11/6/18)
	16	Southeastern Louisiana (11/11/18)
	16	Missouri State (11/19/18)*
	16	Southwest Minn. St (12/29/18)
Rebounds	9	Western Illinois (11/24/18)
	6	at Maryland (1/2/19)
	6	Southeastern Louisiana (11/11/18)
	6	Illinois (12/2/18)
Assists	10	Cal State Fullerton (12/22/18)
	8	Seton Hall (11/14/18)
	5	at Iowa (1/6/19)
	5	Creighton (12/8/18)



**#12 THOMAS ALLEN** | 6-1 | 184 | So. | G | Raleigh, N.C.

**CAREER STATS**

Year	GP	GS	Total		Rebounds										Points										
			Min	Avg	FG	FGA	Pct	3FG	3FGA	Pct	FT	FTA	Pct	Off	Def	Tot	Avg	PF	FO	Ast	TO	Blk	Stl	Pts	Avg
2017-18	32	0	318	9.9	34	86	.395	17	48	.354	16	20	.800	5	26	31	1.0	8	0	17	20	0	7	101	3.2
2018-19	15	13	431	28.7	49	101	.485	18	46	.391	15	17	.882	2	33	35	2.3	14	0	34	11	2	24	131	8.7
<b>TOTAL</b>	<b>47</b>	<b>13</b>	<b>749</b>	<b>15.9</b>	<b>83</b>	<b>187</b>	<b>.444</b>	<b>35</b>	<b>94</b>	<b>.372</b>	<b>31</b>	<b>37</b>	<b>.838</b>	<b>7</b>	<b>59</b>	<b>66</b>	<b>1.4</b>	<b>22</b>	<b>0</b>	<b>51</b>	<b>31</b>	<b>2</b>	<b>31</b>	<b>232</b>	<b>4.9</b>

**2018-19 GAME-BY-GAME**

Opponent	Date	GS	Min	TOTAL			3-PTS			REBOUNDS										PF	FO	A	TO	Blk	Stl	Pts	Avg
				FG	FGA	Pct	3FG	FGA	Pct	FT	FTA	Pct	Off	Def	Tot	Avg											
Mississippi Valley St.	11/6/18	*	22	2	6	.333	2	5	.400	0	0	.000	0	5	5	5.0	0	0	4	1	0	2	6	6.0			
Southeastern Louisiana	11/11/18	*	22	3	5	.600	2	4	.500	2	2	1.000	0	2	2	3.5	2	0	5	2	0	3	10	8.0			
Seton Hall	11/14/18	*	27	3	10	.300	1	5	.200	0	0	.000	0	2	2	3.0	1	0	0	0	0	0	7	7.7			
vs. Missouri State	11/19/18	*	27	3	7	.429	2	4	.500	0	0	.000	0	2	2	2.8	0	0	2	0	0	5	8	7.8			
vs. Texas Tech	11/20/18	*	36	2	6	.333	0	2	.000	0	0	.000	0	0	0	2.2	0	0	0	1	0	1	4	7.0			
Western Illinois	11/24/18	*	23	3	7	.429	0	3	.000	0	0	.000	0	4	4	2.5	0	0	2	1	1	1	6	6.8			
at Clemson	11/26/18	*	31	2	4	.500	1	1	1.000	0	0	.000	0	1	1	2.3	0	0	3	1	0	1	5	6.6			
Illinois	12/2/18	*	31	2	4	.500	0	0	.000	4	4	1.000	0	2	2	2.3	3	0	1	3	0	2	8	6.8			
at Minnesota	12/5/18	*	33	4	6	.667	1	3	.333	0	1	.000	0	3	3	2.3	1	0	3	0	0	2	9	7.0			
Creighton	12/8/18	*	35	7	11	.636	2	5	.400	2	2	1.000	0	5	5	2.6	0	0	4	0	1	1	18	8.1			
vs. Oklahoma State	12/16/18	*	27	5	7	.714	2	3	.667	2	2	1.000	0	1	1	2.5	2	0	2	1	0	2	14	8.6			
Cal State Fullerton	12/22/18	*	21	4	5	.800	1	1	1.000	0	0	.000	0	3	3	2.5	1	0	1	0	0	1	9	8.7			
Southwest Minn. St.	12/29/18	*	25	3	7	.429	2	3	.667	2	2	1.000	0	0	0	2.3	0	0	2	0	0	1	10	8.8			
at Maryland	1/2/19	*	36	3	8	.375	1	3	.333	0	0	.000	0	1	1	2.2	2	0	1	0	0	1	7	8.6			
at No. 25 Iowa	1/6/19	*	35	3	8	.375	1	4	.250	3	4	.750	2	2	4	2.3	2	0	4	1	0	1	10	8.7			
<b>Totals</b>			<b>13</b>	<b>431</b>	<b>49</b>	<b>101</b>	<b>.485</b>	<b>18</b>	<b>46</b>	<b>.391</b>	<b>15</b>	<b>17</b>	<b>.882</b>	<b>2</b>	<b>33</b>	<b>35</b>	<b>2.3</b>	<b>14</b>	<b>0</b>	<b>34</b>	<b>11</b>	<b>2</b>	<b>24</b>	<b>131</b>	<b>8.7</b>		

**NOTING ALLEN**

- First-year starter who gives the Huskers ball-handling and shooting
- Totaled 10 points, four rebounds and four assists in the loss at No. 25 Iowa
- Reached double figures for the third time in four games with 10 points vs. Southwest Minnesota State
- Came off the bench vs. Cal State Fullerton and had nine points and three boards in 21 minutes
- Battled through illness to put up 14 points on 5-of-7 shooting and two assists in the win over Oklahoma State
- Enjoyed one of the finest games of his college career against Creighton, as he had a career-high 18 points on 7-of-11 shooting along with five rebounds and four assists
  - Turned in a solid effort at Minnesota with nine points, three rebounds, three assists and two steals
  - Played well in the win over Illinois with eight points, two steals and two rebounds
  - Had five points, including a crucial 3-pointer which stretched the lead to eight, and three assists at Clemson
  - Had six points, four rebounds and two assists in 24 minutes against Western Illinois
  - Finished with eight points, two assists and a career-high five steals against Missouri State
  - Had seven points, including a key 3-pointer in NU's decisive 9-2 run, and two rebounds vs. Seton Hall
  - Tallied 10 points and set personal bests with five assists and three steals against Southeastern Louisiana
  - Made his first career start against Mississippi Valley State, finishing with six points and career bests in rebounds (five) and assists (four) along with two steals
    - Was the only freshman in NU's rotation in 2017-18, playing in 32 games and averaging 3.2 points on 40 percent shooting along with 1.0 rebound per game
      - Played his best game of the season against No. 13 Kansas, setting personal bests in points (13), field goals (five), 3-pointers (three) and rebounds (two) in just 14 minutes off the bench
        - Top-100 player by ESPN in the class of 2017, as he led Brewster Academy to a 33-0 record and a National Prep title in 2017
        - Named the NEPSAC Class AAA Player of the Year in 2017 after averaging 18 points per game, including 48 percent shooting from 3-point range
          - Set a school record with 115 3-pointers, including 11 as part of a 50-point outburst as a senior
          - Originally signed with North Carolina State, but was released from his NLI after Mark Gottfried was dismissed and was recruited by Kansas, Georgetown and Xavier before signing with Nebraska

**MISC. STATS**

Category	2018-19	Career
Double-Figure Scoring	5	7
Double-Figure Rebounding	0	0
Double-Figure Assists	0	0
Double-Doubles	0	0
Led NU in Scoring	0	0
Led NU in Rebounding	0	0
Led NU in Assists	2	2
20+ Point Games	0	0
30+ Point Games	0	0

**TOP PERFORMANCES OF 2018-19**

Category	No.	Opponent (Date)
Points	18	Creighton (12/8/18)
	14	vs. Oklahoma State (12/16/18)
	10	at Iowa (1/6/19)
	10	Southeastern Louisiana (11/11/18)
	10	Southwest Minn. St (12/29/18)
Rebounds	5	Mississippi Valley St. (11/6/18)
	5	Creighton (12/8/18)
	4	at Iowa (1/6/19)
	4	Western Illinois (11/24/18)
Assists	5	Southeastern Louisiana (11/11/18)
	4	at Iowa (1/6/19)
	4	Mississippi Valley St. (11/6/18)
	4	Creighton (12/8/18)



**#14 ISAAC COPELAND JR.** | 6-9 | 225 | Sr. | F | Raleigh, N.C.



**CAREER STATS**

\*-AT GEORGETOWN

Year	GP	GS	Min	Avg	Total			3-PTS			FT			Rebounds				PF	FO	Ast	TO	Blk	Stl	Pts	Avg
					FG	FGA	Pct	3FG	3FGA	Pct	FT	FTA	Pct	Off	Def	Tot	Avg								
2014-15*	33	11	661	20.0	83	184	.451	21	54	.389	38	47	.809	30	97	127	3.8	46	0	23	36	19	8	225	6.8
2015-16*	33	33	1057	32.0	130	303	.429	34	125	.272	71	90	.789	47	132	179	5.4	68	0	66	54	20	25	365	11.1
2016-17*	7	5	137	19.6	11	40	.275	0	10	.000	16	19	.842	8	15	23	3.3	12	0	6	7	0	6	38	5.4
2017-18	33	33	1012	30.7	159	337	.472	41	111	.369	66	94	.702	55	146	201	6.1	56	1	38	33	27	425	12.9	
2018-19	15	15	458	30.5	80	147	.544	19	49	.388	42	59	.712	27	55	82	5.5	29	1	19	24	13	19	221	14.7
<b>TOTAL</b>	<b>48</b>	<b>48</b>	<b>1470</b>	<b>30.6</b>	<b>239</b>	<b>484</b>	<b>.494</b>	<b>60</b>	<b>160</b>	<b>.375</b>	<b>108</b>	<b>153</b>	<b>.706</b>	<b>82</b>	<b>201</b>	<b>283</b>	<b>5.9</b>	<b>85</b>	<b>2</b>	<b>57</b>	<b>57</b>	<b>46</b>	<b>46</b>	<b>646</b>	<b>13.5</b>
<b>All*</b>	<b>121</b>	<b>97</b>	<b>3325</b>	<b>27.5</b>	<b>463</b>	<b>1011</b>	<b>.458</b>	<b>115</b>	<b>349</b>	<b>.330</b>	<b>233</b>	<b>309</b>	<b>.754</b>	<b>167</b>	<b>445</b>	<b>612</b>	<b>5.1</b>	<b>211</b>	<b>2</b>	<b>152</b>	<b>154</b>	<b>85</b>	<b>85</b>	<b>1274</b>	<b>10.5</b>

**2018-19 GAME-BY-GAME**

Opponent	Date	GS	Min	TOTAL			3-PTS			FT			REBOUNDS				PF	FO	A	TO	Blk	Stl	Pts	Avg	
				FG	FGA	Pct	3FG	3FGA	Pct	FT	FTA	Pct	Off	Def	Tot	Avg									
Mississippi Valley St.	11/06/18	*	23	5	9	.556	0	3	.000	0	0	.000	1	3	4	4.0	1	0	1	1	1	1	10	10.0	
Southeastern Louisiana	11/11/18	*	23	4	6	.667	1	3	.333	2	2	1.000	1	2	3	3.5	0	0	1	3	1	1	11	10.5	
Seton Hall	11/14/18	*	39	6	11	.545	2	5	.400	4	4	1.000	4	6	10	5.7	1	0	1	1	3	2	18	13.0	
vs. Missouri State	11/19/18	*	31	9	14	.643	2	3	.667	3	6	.500	2	5	7	6.0	2	0	4	2	1	1	23	15.5	
vs. Texas Tech	11/20/18	*	38	5	9	.556	1	3	.333	9	14	.643	2	6	8	6.4	1	0	2	3	0	2	20	16.4	
Western Illinois	11/24/18	*	24	2	5	.400	0	3	.000	3	6	.500	1	3	4	6.0	3	0	1	2	1	3	7	14.8	
at Clemson	11/26/18	*	35	6	11	.545	0	3	.000	4	4	1.000	3	3	6	6.0	2	0	3	4	1	1	16	15.0	
Illinois	12/2/18	*	35	6	9	.667	1	1	1.000	3	5	.600	1	4	5	5.9	0	0	1	2	1	1	16	15.1	
at Minnesota	12/05/18	*	26	7	15	.467	3	5	.600	0	0	.000	4	3	7	6.0	5	1	1	0	1	1	17	15.3	
Creighton	12/8/18	*	33	4	8	.500	2	4	.500	1	2	.500	1	6	7	6.1	2	0	0	1	0	0	11	14.9	
vs. Oklahoma State	12/16/18	*	34	7	11	.636	1	3	.333	1	1	1.000	2	3	5	6.0	1	0	2	1	1	1	16	15.0	
Cal State Fullerton	12/22/18	*	31	3	8	.375	1	3	.333	5	7	.714	0	4	4	5.8	3	0	0	1	0	1	12	14.8	
Southwest Minn. St.	12/29/18	*	25	5	11	.455	2	4	.500	0	0	.000	1	2	3	5.6	1	0	0	0	0	1	12	14.5	
at Maryland	1/2/19	*	31	3	4	.750	2	2	1.000	0	0	.000	0	3	3	5.4	3	0	0	3	1	1	8	14.1	
at No. 25 Iowa	1/6/19	*	30	8	16	.500	1	4	.250	7	8	.875	4	2	6	5.5	4	0	2	0	1	2	24	14.7	
<b>Totals</b>			<b>15</b>	<b>458</b>	<b>80</b>	<b>147</b>	<b>.544</b>	<b>19</b>	<b>49</b>	<b>.388</b>	<b>42</b>	<b>59</b>	<b>.712</b>	<b>27</b>	<b>55</b>	<b>82</b>	<b>5.5</b>	<b>29</b>	<b>1</b>	<b>19</b>	<b>24</b>	<b>13</b>	<b>19</b>	<b>221</b>	<b>14.7</b>

- Hall of Fame Classic All-Tournament Team
- Senior CLASS Award Nominee

**NOTING COPELAND**

- Senior forward who tested the NBA Draft waters and returned for his senior year
- Scored a season-high 24 points and has six boards and two steals at No. 25 Iowa
- Had eight points, including 2-of-2 from 3-point range, and three rebounds in the loss at Maryland
- Reached double figures for the seventh straight game with 12 points vs. Southwest Minnesota State
- Tallied 12 points and four rebounds in the win over Cal State Fullerton
- Scored 16 points, grabbed five boards and had two assists vs. Oklahoma State, including five straight points after NU fell behind 28-21 late in the first half
- Had 11 points and seven rebounds in the win over Creighton
- Led the Huskers in scoring (17 points) and rebounds (seven) at Minnesota, including a trio of 3-pointers
- Finished with 16 points on 6-of-9 shooting and five rebounds in the win over Illinois
- Came up big in the win over Clemson with 16 points, six rebounds three assists and a key block late in the contest
- Paced NU with 20 points and seven boards, as he set personal bests in free throws made (nine) and attempted (14)
- Carried NU in the win over Missouri State with team-highs in points (23), rebounds (seven) and assists (three)
- Shined in the win over Seton Hall, tallying 18 points and a game-high 10 rebounds for a double-double while also blocking three shots
- Earned his undergraduate degree in sociology in May of 2018
- All-Big Ten performer who was second on the team in scoring (12.9 ppg), rebounding (6.1 rpg) and blocked shots (1.0 bpg) in 2017-18
- Received a medical hardship in 2016-17, as he played in just seven games before back surgery
- Was a preseason All-Big East selection as a sophomore (11.2 ppg, 5.4 rpg, 2.0 apg) and reached double figures 20 times as a sophomore, including a career-high 32-point, nine-rebound effort vs. Marquette while at Georgetown
- Helped Georgetown make the 2015 NCAA Tournament as a freshman, playing in all 33 games and earning a spot on the Big East All-rookie team
- Ranked as the No. 16 player in the class of 2014 by ESPN, as he led Brewster Academy to the National Prep Championship in 2013-14
- Was a teammate of Husker guard Anton Gill at Ravenscroft High School, leading the school to the 2011-12 North Carolina 3A State Championship

**MISC. STATS**

Category	2018-19	Career
Double-Figure Scoring*	13	70
Double-Figure Rebounding*	1	7
Double-Figure Assists*	0	0
Double-Doubles*	1	5
Led NU in Scoring	4	13
Led NU in Rebounding	4	16
Led NU in Assists	2	5
20+ Point Games*	3	12
30+ Point Games*	0	2

\*-Includes Georgetown

**TOP PERFORMANCES OF 2018-19**

Category	No.	Opponent (Date)
Points	24	at Iowa (1/6/19)
	23	Missouri State (11/19/18)
	20	Texas Tech (11/20/18)
Rebounds	10	Seton Hall (11/14/18)
	7	Creighton (12/8/18)
	7	Missouri State (11/19/18)
	7	Texas Tech (11/20/18)
	7	at Minnesota (12/5/18)
Assists	4	Missouri State (11/19/18)
	3	at Clemson (2/26/18)
	2	Texas Tech (11/20/18)
Blocks	3	Seton Hall (11/14/18)



**#15 ISAIAH ROBY** | 6-8 | 230 | Jr. | F | Dixon, Ill.

**CAREER STATS**

Year	GP	GS	Min	Avg	Total					Rebounds				PF	FO	Ast	TO	Blk	Stl	Pts	Avg				
					FG	FGA	Pct	3FG	3FGA	Pct	FT	FTA	Pct									Off	Def	Tot	Avg
2016-17	30	4	457	15.2	37	94	.394	4	20	.200	16	21	.762	36	52	88	2.9	58	1	22	36	25	16	94	3.1
2017-18	32	13	769	24.0	95	168	.565	17	42	.405	71	98	.724	53	147	200	6.3	103	4	53	48	63	20	278	8.7
2018-19	14	14	382	27.3	51	104	.490	6	23	.261	41	61	.672	24	64	88	6.3	43	1	27	25	21	19	149	10.6
<b>TOTAL</b>	<b>76</b>	<b>31</b>	<b>1608</b>	<b>21.2</b>	<b>183</b>	<b>366</b>	<b>.500</b>	<b>27</b>	<b>85</b>	<b>.318</b>	<b>128</b>	<b>180</b>	<b>.711</b>	<b>113</b>	<b>263</b>	<b>376</b>	<b>4.9</b>	<b>204</b>	<b>6</b>	<b>102</b>	<b>109</b>	<b>109</b>	<b>55</b>	<b>521</b>	<b>6.9</b>

**2018-19 GAME-BY-GAME**

Opponent	Date	GS	Min	TOTAL			3-PTS			REBOUNDS			PF	FO	A	TO	Blk	Stl	Pts	Avg					
				FG	FGA	Pct	3FG	FGA	Pct	FT	FTA	Pct									Off	Def	Tot	Avg	
Mississippi Valley St.	11/06/18	*	16	2	2	1.000	0	0	.000	2	2	1.000	1	4	5	5.0	3	0	2	2	1	2	6	6.0	
Southeastern Louisiana	11/11/18	*	22	2	3	.667	0	1	.000	6	8	.750	1	6	7	6.0	1	0	2	4	2	3	10	8.0	
Seton Hall	11/14/18	*	17	3	5	.600	1	1	1.000	0	0	.000	1	3	4	5.3	4	0	3	1	1	1	7	7.7	
vs. Missouri State	11/19/18	*	29	4	9	.444	0	3	.000	5	6	.833	2	5	7	5.8	3	0	4	0	3	0	13	9.0	
vs. Texas Tech	11/20/18	*	37	2	5	.400	0	0	.000	2	3	.667	2	4	6	5.8	3	0	0	4	3	2	6	8.4	
Western Illinois	11/24/18	*	28	4	10	.400	1	2	.500	0	0	.000	1	6	7	6.0	1	0	1	1	0	1	9	8.5	
at Clemson	11/26/18	*	22	3	6	.500	1	3	.333	0	0	.000	1	2	3	5.6	4	0	1	0	0	1	7	8.3	
Illinois	12/2/18	*	31	3	8	.375	0	2	.000	2	3	.667	0	6	6	5.6	4	0	3	3	0	3	8	8.3	
at Minnesota	12/05/18	*	32	5	13	.385	0	3	.000	5	6	.833	3	1	4	5.4	5	1	1	2	3	2	15	9.0	
Creighton	12/8/18	*	32	5	9	.556	0	2	.000	5	8	.625	5	3	8	5.7	3	0	4	3	2	0	15	9.6	
vs. Oklahoma State	12/16/18	*	27	2	4	.500	0	0	.000	1	1	1.000	1	6	7	5.8	4	0	1	2	1	4	5	9.2	
Cal State Fullerton	12/22/18	*	31	5	13	.385	1	3	.333	9	16	.563	1	7	8	6.0	2	0	3	2	2	0	20	10.1	
Southwest Minn. St.	12/29/18	DNP-Injury																							
at Maryland	1/2/19	*	35	3	7	.429	1	2	.500	4	8	.500	3	4	7	6.1	2	0	2	1	2	0	11	10.2	
at No. 25 Iowa	1/6/19	*	23	8	10	.800	1	1	1.000	0	0	.000	2	7	9	6.3	4	0	0	0	1	0	17	10.6	
<b>Totals</b>			<b>14</b>	<b>382</b>	<b>51</b>	<b>104</b>	<b>.490</b>	<b>6</b>	<b>23</b>	<b>.261</b>	<b>41</b>	<b>61</b>	<b>.672</b>	<b>24</b>	<b>64</b>	<b>88</b>	<b>6.3</b>	<b>43</b>	<b>1</b>	<b>27</b>	<b>25</b>	<b>21</b>	<b>19</b>	<b>149</b>	<b>10.6</b>

**NOTING ROBY**

- Athletic forward who fills several roles on the Husker front line
- Played one of his best games of the year at No. 25 Iowa, finishing with 17 points on 8-of-10 shooting and a season-high nine rebounds in 22 minutes
- Returned to action and had 11 points, seven rebounds and two blocked shots at Maryland
- Posted a career-high 20 points, including 9-of-16 from the foul line, eight boards & three dimes vs. Cal State Fullerton
- Totaled five points and led NU in rebounds (seven) and steals (four) in the win over Oklahoma State
- Keyed the win over Creighton with then-season highs in points (15), rebounds (eight) and assists (four) while blocking two shots
- Put together one of his best games with a season-high 15 points, four rebounds and three blocked shots at Minnesota
- Totaled eight points as well as team-highs in rebounds (six) and steals (three) against Illinois
- Tallied nine points and matched his season high with seven rebounds in the win over Western Illinois
- Finished with six points, six rebounds and three blocked shots against Texas Tech
- Scored a season-high 13 points and added seven rebounds, a career-high four assists and three blocks vs. Missouri St.
- Had 10 points, seven rebounds, two blocks and three steals against Southeastern Louisiana
- Battled foul trouble against Seton Hall, finishing with seven points, four boards and three assists in 17 minutes
- Athletic forward who averaged 8.7 points and led NU in rebounding (6.3 rpg) and blocked shots (2.0 bpg) in 2017-18
- Tallied four double-doubles in 13 games after moving into the starting lineup midway through the 2017-18 campaign
- Played in 30 games as a freshman, ranking third on the team in blocked shots while playing just 15 minutes per game
- Ranked as one of the top-150 recruits in the country by Rivals and Scout in the class of 2017
- Averaged 19.7 points, 10.5 rebounds, 5.5 assists and 3.9 blocks per game as a senior at Dixon (Ill.) High School and finished eighth in the Mr. Basketball voting in Illinois in 2016

**MISC. STATS**

Category	2017-18	Career
Double-Figure Scoring	7	24
Double-Figure Rebounding	0	5
Double-Figure Assists	0	0
Double-Doubles	0	4
Led NU in Scoring	0	3
Led NU in Rebounding	7	21
Led NU in Assists	1	4
20+ Point Games	1	1
30+ Point Games	0	0

**TOP PERFORMANCES OF 2018-19**

Category	No.	Opponent (Date)
Points	20	Cal State Fullerton (12/22/18)
	17	at Iowa (1/6/19)
	15	at Minnesota (12/5/18)
	15	Creighton (12/8/18)
Rebounds	9	at Iowa (1/6/19)
	8	Creighton (12/8/18)
	8	Cal State Fullerton (12/22/18)
Assists	4	Missouri State (11/19/18)
	4	Creighton (12/8/18)
Blocks	3	Missouri State (11/19/18)
	3	Texas Tech (11/20/18)
	3	Minnesota (12/5/18)



**#20 TANNER BORCHARDT** | 6-8 | 250 | Sr. | F | Gothenburg, Neb.

**CAREER STATS**

Year	GP	GS	Min	Avg	Total			3FG			FT			Rebounds				PF	FO	Ast	TO	Blk	Stl	Pts	Avg
					FG	FGA	Pct	3FG	3FGA	Pct	FT	FTA	Pct	Off	Def	Tot	Avg								
2015-16	8	0	28	3.5	3	3	1.000	0	0	.000	0	0	.000	2	7	9	1.1	5	0	0	5	0	0	6	0.8
2016-17	1	0	1	1.0	0	0	.000	0	0	.000	0	0	.000	0	0	0	0.0	1	0	0	0	0	0	0	0.0
2017-18	20	0	118	5.9	6	13	.462	0	0	.000	6	14	.429	17	19	36	1.8	23	0	2	2	4	2	18	0.9
2018-19	15	1	189	12.6	13	19	.684	0	0	.000	5	9	.556	20	24	44	2.9	34	0	3	7	5	6	31	2.1
<b>TOTAL</b>	<b>44</b>	<b>1</b>	<b>336</b>	<b>7.6</b>	<b>22</b>	<b>35</b>	<b>.629</b>	<b>0</b>	<b>0</b>	<b>.000</b>	<b>11</b>	<b>23</b>	<b>.478</b>	<b>39</b>	<b>50</b>	<b>89</b>	<b>2.0</b>	<b>63</b>	<b>0</b>	<b>5</b>	<b>14</b>	<b>9</b>	<b>8</b>	<b>55</b>	<b>1.3</b>

**2018-19 GAME-BY-GAME**

Opponent	Date	GS	Min	TOTAL			3-PTS			FT			REBOUNDS				PF	FO	A	TO	Blk	Stl	Pts	Avg
				FG	FGA	Pct	3FG	3FGA	Pct	FT	FTA	Pct	Off	Def	Tot	Avg								
Mississippi Valley St.	11/06/18	13	1	1	1.000	0	0	.000	0	0	.000	2	2	4	4.0	3	0	0	1	0	1	3	3.0	
Southeastern Louisiana	11/11/18	12	0	1	.000	0	0	.000	0	0	.000	0	2	2	3.0	4	0	0	1	0	0	0	1.5	
Seton Hall	11/14/18	12	1	2	.500	0	0	.000	0	0	.000	3	4	7	4.3	4	0	1	2	0	1	2	1.7	
vs. Missouri State	11/19/18	11	1	1	1.000	0	0	.000	1	2	.500	2	3	5	4.5	1	0	0	0	1	0	3	2.0	
vs. Texas Tech	11/20/18	5	0	0	.000	0	0	.000	1	2	.500	1	1	2	4.0	2	0	0	0	0	0	1	1.8	
Western Illinois	11/24/18	14	1	3	.333	0	0	.000	0	0	.000	2	1	3	3.8	0	0	0	1	1	0	2	1.8	
at Clemson	11/26/18	16	1	1	1.000	0	0	.000	1	2	.500	2	0	2	3.6	1	0	0	0	0	1	3	2.0	
Illinois	12/2/18	15	0	0	.000	0	0	.000	0	0	.000	0	2	2	3.4	3	0	1	1	1	0	0	1.8	
at Minnesota	12/05/18	7	0	0	.000	0	0	.000	0	0	.000	0	0	0	3.0	2	0	0	0	0	0	0	1.6	
Creighton	12/8/18	12	1	3	.333	0	0	.000	0	0	.000	3	2	5	3.2	2	0	0	0	0	1	2	1.6	
vs. Oklahoma State	12/16/18	13	1	1	1.000	0	0	.000	1	2	.500	0	0	0	2.9	2	0	0	1	0	1	3	1.7	
Cal State Fullerton	12/22/18	9	0	0	.000	0	0	.000	0	0	.000	0	1	1	2.8	2	0	1	0	0	0	0	1.6	
Southwest Minn. St.	12/29/18	*	17	2	2	1.000	0	0	.000	0	0	.000	5	4	9	3.2	2	0	0	1	0	1	4	1.8
at Maryland	1/2/19	19	4	4	1.000	0	0	.000	0	0	.000	0	2	2	3.1	2	0	0	0	0	0	8	2.2	
at No. 25 Iowa	1/6/19	14	0	0	.000	0	0	.000	0	0	.000	0	0	0	2.9	4	0	0	0	1	0	0	2.1	
<b>Totals</b>		<b>1</b>	<b>189</b>	<b>13</b>	<b>19</b>	<b>.684</b>	<b>0</b>	<b>0</b>	<b>.000</b>	<b>5</b>	<b>9</b>	<b>.556</b>	<b>20</b>	<b>24</b>	<b>44</b>	<b>2.9</b>	<b>34</b>	<b>0</b>	<b>3</b>	<b>7</b>	<b>5</b>	<b>6</b>	<b>31</b>	<b>2.1</b>

**NOTING BORCHARDT**

- Senior who is NU's top reserve forward off the bench
- Played well off the bench at Maryland, matching his career high with eight points in 19 minutes of work
- Battled foul trouble, as he was held scoreless in 13 minutes at No. 25 Iowa
- Made his first career start against Southwest Minnesota State and had nine rebounds and four points in a career-high 17 minutes of work
- Former walk-on who was placed on scholarship on Dec. 22, 2017, and is on scholarship as a senior as he has lost 35 pounds since his freshman season
- Played 10 minutes vs. Cal State Fullerton, adding a rebound and an assist
- Came off the bench for three points and a steal in 13 minutes against Oklahoma State
- Had two points and five boards in 12 minutes off the bench against Creighton
- Had two boards and a blocked shot in 15 minutes against Illinois
- Played a career-high 16 minutes and had three points and two boards in the win at Clemson
- Totaled two points, three boards and a blocked shot while playing 14 minutes against Western Illinois
- Had two boards and a point in five minutes vs. Texas Tech
- Had three points, five rebounds and a blocked shot in the win over Missouri State
- Saw extensive action in the win over Seton Hall, grabbing seven rebounds and added two points in 17 minutes of work
- Played 13 minutes vs. Mississippi Valley State, finishing with three points and four rebounds
- Reserve post player who saw action in 20 games in 2017-18, averaging 0.9 points and 1.8 rebounds per game
- Put together the best game of his career in helping Nebraska beat Stetson, totaling career highs in points (eight), rebounds (10) and blocked shots (two) in 14 second-half minutes
- Didn't play for most of his sophomore season until he rejoined the team on Feb. 2, 2017, to add frontcourt depth
- Played in eight games as a freshman in 2015-16, totaling six points and nine rebounds in 28 minutes of work
- Originally walked on to the team after an open tryout in October of 2015
- Offered football scholarships by Wyoming, Ohio and Colorado State as an offensive tackle at Gothenburg High School

**MISC. STATS**

Category	2018-19	Career
Double-Figure Scoring	0	0
Double-Figure Rebounding	0	1
Double-Figure Assists	0	0
Double-Doubles	0	0
Led NU in Scoring	0	0
Led NU in Rebounding	1	2
Led NU in Assists	0	0
20+ Point Games	0	0
30+ Point Games	0	0

**TOP PERFORMANCES OF 2018-19**

Category	No.	Opponent (Date)
Points	8	at Maryland (1/2/19)
	4	Southwest Minn. St. (12/29/18)
	3	Missouri State (11/19/18)
	3	vs. Oklahoma State (12/16/18)
	3	Mississippi Valley St. (11/6/18)
Rebounds	3	at Clemson (2/26/18)
	9	Southwest Minn. St. (12/29/18)
	7	Seton Hall (11/14/18)
	5	Missouri State (11/19/18)
Assists	5	Creighton (12/8/18)
	1	Seton Hall (11/14/18)
	1	Illinois (12/2/18)
	1	Cal State Fullerton (12/22/18)
	1	Southwest Minn. St. (12/29/18)



**#25 NANA AKENTEN** | 6-6 | 218 | So. | G | Bolingbrook, Ill.

**CAREER STATS**

Year	GP	GS	Min	Avg	Total					Rebounds					PF	FO	Ast	TO	Blk	Stl	Pts	Avg			
					FG	FGA	Pct	3FG	3FGA	Pct	FT	FTA	Pct	Off									Def	Tot	Avg
2017-18	7	0	21	3.0	2	9	.222	2	8	.250	1	2	.500	1	1	2	0.3	0	0	0	0	0	7	1.0	
2018-19	15	2	225	15.0	30	73	.411	20	51	.392	7	11	.636	10	36	46	3.1	22	0	5	9	2	6	87	5.8
<b>TOTAL</b>	<b>22</b>	<b>2</b>	<b>246</b>	<b>11.2</b>	<b>32</b>	<b>82</b>	<b>.390</b>	<b>22</b>	<b>59</b>	<b>.373</b>	<b>8</b>	<b>13</b>	<b>.615</b>	<b>11</b>	<b>37</b>	<b>48</b>	<b>2.2</b>	<b>22</b>	<b>0</b>	<b>5</b>	<b>9</b>	<b>2</b>	<b>6</b>	<b>94</b>	<b>4.3</b>

**2018-1 GAME-BY-GAME**

Opponent	Date	GS	Min	TOTAL			3-PTS			REBOUNDS					PF	FO	A	TO	Blk	Stl	Pts	Avg		
				FG	FGA	Pct	3FG	FGA	Pct	FT	FTA	Pct	Off	Def									Tot	Avg
Mississippi Valley St.	11/06/18		13	6	14	.429	5	11	.455	1	3	.333	0	4	4	4.0	1	0	0	1	0	0	18	18.0
Southeastern Louisiana	11/11/18		15	3	4	.750	3	4	.750	0	0	.000	0	1	1	2.5	1	0	1	0	0	1	9	13.5
Seton Hall	11/14/18		11	1	3	.333	0	1	.000	0	0	.000	0	2	2	2.3	2	0	0	0	0	0	2	9.7
vs. Missouri State	11/19/18		18	4	6	.667	3	5	.600	0	0	.000	0	1	1	2.0	2	0	1	0	0	0	11	10.0
vs. Texas Tech	11/20/18		10	1	4	.250	0	3	.000	0	0	.000	0	2	2	2.0	3	0	0	0	0	0	2	8.4
Western Illinois	11/24/18		16	2	6	.333	1	4	.250	1	2	.500	2	2	4	2.3	0	0	1	0	0	0	6	8.0
at Clemson	11/26/18		13	2	5	.400	1	3	.333	0	0	.000	2	0	2	2.3	0	0	1	0	0	0	5	7.6
Illinois	12/2/18		13	1	3	.333	0	1	.000	2	2	1.000	2	2	4	2.5	1	0	0	0	0	0	4	7.1
at Minnesota	12/05/18		12	1	1	1.000	1	1	1.000	0	0	.000	0	1	1	2.3	3	0	0	1	0	0	3	6.7
Creighton	12/8/18		15	1	5	.200	1	3	.333	0	0	.000	2	2	4	2.5	3	0	0	1	1	3	3	6.3
vs. Oklahoma State	12/16/18	*	16	0	3	.000	0	2	.000	0	0	.000	1	4	5	2.7	2	0	0	1	1	0	0	5.7
Cal State Fullerton	12/22/18	*	21	3	4	.750	3	4	.750	0	0	.000	0	4	4	2.8	1	0	0	2	0	0	9	6.0
Southwest Minn. St.	12/29/18		22	3	7	.429	1	4	.250	1	1	1.000	1	5	6	3.1	0	0	3	0	1	1	8	6.2
at Maryland	1/2/19		9	0	2	.000	0	1	.000	0	0	.000	0	1	1	2.9	0	0	0	0	0	0	0	5.7
at No. 25 Iowa	1/6/19		21	2	6	.333	1	4	.250	2	3	.667	0	5	5	3.1	3	0	1	0	0	1	7	5.8
<b>Totals</b>		<b>2</b>	<b>225</b>	<b>30</b>	<b>73</b>	<b>.411</b>	<b>20</b>	<b>51</b>	<b>.392</b>	<b>7</b>	<b>11</b>	<b>.636</b>	<b>10</b>	<b>36</b>	<b>46</b>	<b>3.1</b>	<b>22</b>	<b>0</b>	<b>5</b>	<b>9</b>	<b>2</b>	<b>6</b>	<b>87</b>	<b>5.8</b>

**NOTING AKENTEN**

- Typically NU's top wing off the bench who provides scoring and rebounding
- Totaled seven points and five rebounds in 21 minutes off the bench at No. 25 Iowa
- Scored eight points and grabbed a career-high six rebounds in a career-high 22 minutes vs. Southwest Minn. State
- Had nine points on 3-of-4 shooting and four rebounds in a start vs. Cal State Fullerton
- Made his first career start vs. Oklahoma State and had five rebounds and a blocked shot in 16 minutes
- Played well against Creighton with three points and set personal bests in both steals (three) and rebounds (four)
- Had three points and a rebound in 12 minutes at Minnesota
- Finished with four points and four rebounds in 13 minutes against Illinois
- Came off the bench with five points and two offensive rebounds in 13 minutes at Clemson
- Totaled six points and tied his season high with four rebounds in the win over Western Illinois
- Provided a spark off the bench in the win over Missouri State with 11 points on 4-of-6 shooting
- Enjoyed a career night against Mississippi Valley State, tallying 18 points, including five 3-pointers, in just 13 minutes
- Came off the bench and had nine points on 3-of-4 shooting from 3-point range vs. Southeastern Louisiana
- Saw limited time as a true freshman, playing in just seven games and scoring seven points in 21 minutes
- Earned second-team all-state honors among all classes as a senior by the Chicago Tribune and Chicago Sun Times, averaging 14.8 points and 5.7 rebounds per game to help Bolingbrook High School to a 30-2 mark and a third-place state finish in 2017
- Connected on 46 percent of his 3-pointers as a senior and finished seventh in Mr. Basketball voting in 2017
- One of the top-150 players in the class of 2018 according to Rivals.com

**MISC. STATS**

Category	2018-19	Career
Double-Figure Scoring	2	2
Double-Figure Rebounding	0	0
Double-Figure Assists	0	0
Double-Doubles	0	0
Led NU in Scoring	0	0
Led NU in Rebounding	0	0
Led NU in Assists	0	0
20+ Point Games	0	0
30+ Point Games	0	0

**TOP PERFORMANCES OF 2018-19**

Category	No.	Opponent (Date)
Points	18	Mississippi Valley St. (11/6/18)
	11	Missouri State (11/19/18)
	9	Southeastern Louisiana (11/11/18)
	9	Cal State Fullerton (12/22/18)
Rebounds	6	Southwest Minn. St. (12/29)
	5	vs. Oklahoma State (12/16/18)
	5	at Iowa (1/6/19)
Assists	1	Southeastern Louisiana (11/11/18)
	1	Western Illinois (11/24/18)
	1	Missouri State (11/19/18)
	1	at Iowa (1/6/19)
	1	at Clemson (2/26/18)





**#33 JUSTIN COSTELLO** | 6-1 | 200 | RFr. | G | Omaha, Neb.

**CAREER STATS**

Year	GP	GS	Min	Avg	Total						Rebounds														
					FG	FGA	Pct	3FG	3FGA	Pct	FT	FTA	Pct	Off	Def	Tot	Avg	PF	FO	Ast	TO	Blk	Stl	Pts	Avg
2018-19	7	0	24	3.4	2	7	.286	2	7	.286	2	2	1.000	0	2	2	0.3	1	0	4	1	0	1	8	1.1
<b>TOTAL</b>	<b>7</b>	<b>0</b>	<b>24</b>	<b>3.4</b>	<b>2</b>	<b>7</b>	<b>.286</b>	<b>2</b>	<b>7</b>	<b>.286</b>	<b>2</b>	<b>2</b>	<b>1.000</b>	<b>0</b>	<b>2</b>	<b>2</b>	<b>0.3</b>	<b>1</b>	<b>0</b>	<b>4</b>	<b>1</b>	<b>0</b>	<b>1</b>	<b>8</b>	<b>1.1</b>

**2018-19 GAME-BY-GAME**

Opponent	Date	GS	Min	TOTAL			3-PTS			REBOUNDS			PF	FO	A	TO	Blk	Stl	Pts	Avg				
				FG	FGA	Pct	3FG	3FGA	Pct	FT	FTA	Pct									Off	Def	Tot	Avg
Mississippi Valley St.	11/06/18	8	1	3	.333	1	3	.333	0	0	.000	0	1	1	1.0	0	0	1	0	0	3	3.0		
Southeastern Louisiana	11/11/18	5	0	1	.000	0	1	.000	0	0	.000	0	0	0	0.5	0	0	2	0	0	0	1.5		
Seton Hall	11/14/18																							
vs. Missouri State	11/19/18	2	0	1	.000	0	1	.000	0	0	.000	0	0	0	0.3	0	0	0	0	0	1	0	1.0	
vs. Texas Tech	11/20/18																							
vs. Western Illinois	11/24/18																							
at Clemson	11/26/18																							
Illinois	12/2/18																							
at Minnesota	12/5/18																							
Creighton	12/8/18	1	0	0	.000	0	0	.000	0	0	.000	0	0	0	0.3	0	0	0	0	0	0	0	0.8	
vs. Oklahoma State	12/16/18	1	1	1	1.000	1	1	1.000	0	0	.000	0	0	0	0.2	0	0	0	0	0	0	3	1.2	
Cal State Fullerton	12/22/18	1	0	0	.000	0	0	.000	0	0	.000	0	0	0	0.2	0	0	1	0	0	0	0	1.0	
Southwest Minn. St.	12/29/18	6	0	1	.000	0	1	.000	2	2	1.000	0	1	1	0.3	1	0	0	1	0	0	2	1.1	
at Maryland	2/2/19																							
at No. 25 Iowa	1/6/19																							
<b>Totals</b>		<b>0</b>	<b>24</b>	<b>2</b>	<b>7</b>	<b>.286</b>	<b>2</b>	<b>7</b>	<b>.286</b>	<b>2</b>	<b>2</b>	<b>1.000</b>	<b>0</b>	<b>2</b>	<b>2</b>	<b>0.3</b>	<b>1</b>	<b>0</b>	<b>4</b>	<b>1</b>	<b>0</b>	<b>1</b>	<b>8</b>	<b>1.1</b>

**NOTING COSTELLO**

- Walk-on guard who provides depth in the backcourt
- Had two points and a rebound in six minutes of work against Southwest Minnesota State
- Had an assist in limited time vs. Cal State Fullerton
- Hit a 3-pointer in the final minute of the Huskers' win over Oklahoma State
- Played the final minute of the 19-point win over Creighton
- Dished out two assists in five minutes of action against Southeastern Louisiana
- Made his collegiate debut against Mississippi Valley State, finishing with three points and an assist in eight minutes
- Redshirted in 2017-18 and worked with the Husker scout team and was named Husker Power Lifter of the Year
- Earned first-team Class B all-state honors from the Omaha World-Herald and Lincoln Journal Star, averaging 18.6 points, 3.9 rebounds, 3.5 assists and 1.8 steals per game

**MISC. STATS**

Category	2018-19	Career
Double-Figure Scoring	0	0
Double-Figure Rebounding	0	0
Double-Figure Assists	0	0
Double-Doubles	0	0
Led NU in Scoring	0	0
Led NU in Rebounding	0	0
Led NU in Assists	0	0
20+ Point Games	0	0
30+ Point Games	0	0

**TOP PERFORMANCES OF 2018-19**

Category	No.	Opponent (Date)
Points	3	Mississippi Valley St. (11/6/18)
	3	vs. Oklahoma State (12/16/18)
	2	Southwest Minn. St. (12/29)
Rebounds	1	Mississippi Valley St. (11/6/18)
	1	Southwest Minn. St. (12/29)
Assists	2	Southeastern Louisiana (11/11/18)
	1	Mississippi Valley St. (11/6/18)
	1	Cal State Fullerton (12/22/18)



**#34 THORIR THORBJARNARSON** | 6-6 | 206 | So. | G | Reykjavik, Iceland

**CAREER STATS**

Year	GP	GS	Min	Avg	Total					Rebounds					PF	FO	Ast	TO	Blk	Stl	Pts	Avg			
					FG	FGA	Pct	3FG	3FGA	Pct	FT	FTA	Pct	Off									Def	Tot	Avg
2017-18	9	0	19	2.1	3	7	.429	2	5	.400	0	0	.000	1	3	4	0.4	4	0	3	1	0	1	8	0.9
2018-19	9	0	64	7.1	4	13	.308	1	6	.167	2	2	1.000	2	10	12	1.3	4	0	9	6	1	1	11	1.2
<b>TOTAL</b>	<b>18</b>	<b>0</b>	<b>83</b>	<b>4.6</b>	<b>7</b>	<b>20</b>	<b>.350</b>	<b>3</b>	<b>11</b>	<b>.273</b>	<b>2</b>	<b>2</b>	<b>1.000</b>	<b>3</b>	<b>13</b>	<b>16</b>	<b>0.9</b>	<b>8</b>	<b>0</b>	<b>12</b>	<b>7</b>	<b>1</b>	<b>2</b>	<b>19</b>	<b>1.1</b>

**2018-19 GAME-BY-GAME**

Opponent	Date	GS	Min	TOTAL			3-PTS			REBOUNDS			PF	FO	A	TO	Blk	Stl	Pts	Avg				
				FG	FGA	Pct	3FG	FGA	Pct	FT	FTA	Pct									Off	Def	Tot	Avg
Mississippi Valley St.	11/06/18		21	3	5	.600	1	2	.500	2	2	1.000	0	4	4	4.0	0	0	2	1	1	1	9	9.0
Southeastern Louisiana	11/11/18		10	0	3	.000	0	3	.000	0	0	.000	1	1	2	3.0	1	0	1	2	0	0	0	4.5
Seton Hall	11/14/18																							
vs. Missouri State	11/19/18		4	0	0	.000	0	0	.000	0	0	.000	0	0	0	2.0	0	0	1	0	0	0	0	3.0
vs. Texas Tech	11/20/18																							
Western Illinois	11/24/18		2	0	0	.000	0	0	.000	0	0	.000	0	0	0	1.5	0	0	0	0	0	0	0	2.3
at Clemson	11/26/18																							
Illinois	12/2/18																							
at Minnesota	12/5/18																							
Creighton	12/8/18		1	0	0	.000	0	0	.000	0	0	.000	0	0	0	1.2	0	0	0	1	0	0	0	1.8
vs. Oklahoma State	12/16/18		4	0	0	.000	0	0	.000	0	0	.000	0	0	0	1.0	1	0	2	1	0	0	0	1.5
Cal State Fullerton	12/22/18		5	0	1	.000	0	1	.000	0	0	.000	0	1	1	1.0	0	0	1	1	0	0	0	1.3
Southwest Minn. St.	12/29/18		17	1	4	.250	0	0	.000	0	0	.000	1	4	5	1.5	2	0	2	0	0	0	2	1.4
at Maryland	2/2/18																							
at No. 25 Iowa	1/6/19		0	0	0	.000	0	0	.000	0	0	.000	0	0	0	1.3	0	0	0	0	0	0	0	1.2
<b>Totals</b>		<b>0</b>	<b>64</b>	<b>4</b>	<b>13</b>	<b>.308</b>	<b>1</b>	<b>6</b>	<b>.167</b>	<b>2</b>	<b>2</b>	<b>1.000</b>	<b>2</b>	<b>10</b>	<b>12</b>	<b>1.3</b>	<b>4</b>	<b>0</b>	<b>9</b>	<b>6</b>	<b>1</b>	<b>1</b>	<b>11</b>	<b>1.2</b>

**NOTING THORBJARNARSON**


- Sophomore guard who gives NU size and depth on the perimeter
- Played one of his better games of the year against Southwest Minnesota State with two points, five boards and two assists in 17 minutes of work
- Was the first guard off the bench and had a rebound and an assist in eight minutes vs. Cal State Fullerton
- Dished out two assists in a four-minute stint against Oklahoma State as he saw action because of Amir Harris' illness
- Played the final minute of the 19-point win over Creighton
- Turned in a solid effort against Mississippi Valley State, finishing with nine points, four rebounds and two assists in 21 minutes of action
- Had two boards and an assist in the win over Southeastern Louisiana
- Represented Iceland at the European U-20 Championships in 2018, and was second on the team in scoring (9.4 ppg) and first in assists (3.7 apg)
- Saw limited time as a freshman, appearing in nine games and totaling eight points, four rebounds and three assists in 19 minutes
- Nebraska's first scholarship player from Iceland and one of the few players from the nation on Division I teams
- Played for KR Reykjavik in the Icelandic League for the past three years, helping the team to three straight titles and a pair of Icelandic Cups in 2016 and 2017
- Averaged 10.2 points, 2.6 rebounds and 1.9 assists per game for a team that went 26-8 and won the league championship in the top pro league in the country in 2016-17

**MISC. STATS**

Category	2018-19	Career
Double-Figure Scoring	0	0
Double-Figure Rebounding	0	0
Double-Figure Assists	0	0
Double-Doubles	0	0
Led NU in Scoring	0	0
Led NU in Rebounding	0	0
Led NU in Assists	0	0
20+ Point Games	0	0
30+ Point Games	0	0

**TOP PERFORMANCES OF 2018-19**

Category	No.	Opponent (Date)
Points	9	Mississippi Valley St. (11/6/18)
	2	Southwest Minn. St. (12/29)
Rebounds	5	Southwest Minn. St. (12/29)
	4	Mississippi Valley St. (11/6/18)
	2	Southeastern Louisiana (11/11/18)
Assists	2	Mississippi Valley St. (11/6/18)
	2	vs. Oklahoma State (12/16/18)
	2	Southwest Minn. St. (12/29)



**#45 BRADY HEIMAN** | 6-11 | 215 | Fr. | F | Springfield, Neb.

### CAREER STATS

Year	GP	GS	Min	Avg	Total					Rebounds					PF	FO	Ast	TO	Blk	Stl	Pts	Avg			
					FG	FGA	Pct	3FG	3FGA	Pct	FT	FTA	Pct	Off									Def	Tot	Avg
2018-19	14	0	150	10.7	20	29	.690	0	1	.000	5	15	.333	19	25	44	3.1	14	0	2	6	12	2	45	3.2
<b>TOTAL</b>	<b>14</b>	<b>0</b>	<b>150</b>	<b>10.7</b>	<b>20</b>	<b>29</b>	<b>.690</b>	<b>0</b>	<b>1</b>	<b>.000</b>	<b>5</b>	<b>15</b>	<b>.333</b>	<b>19</b>	<b>25</b>	<b>44</b>	<b>3.1</b>	<b>14</b>	<b>0</b>	<b>2</b>	<b>6</b>	<b>12</b>	<b>2</b>	<b>45</b>	<b>3.2</b>

### 2018-19 GAME-BY-GAME

Opponent	Date	GS	Min	TOTAL			3-PTS			REBOUNDS			PF	FO	A	TO	Blk	Stl	Pts	Avg				
				FG	FGA	Pct	3FG	3FGA	Pct	FT	FTA	Pct									Off	Def	Tot	Avg
Mississippi Valley St.	11/06/18	21	4	8	.500	0	1	.000	1	3	.333	6	7	13	13.0	2	0	0	1	1	0	9	9.0	
Southeastern Louisiana	11/11/18	17	5	7	.714	0	0	.000	0	0	.000	1	4	5	9.0	2	0	0	1	2	0	10	9.5	
Seton Hall	11/14/18	12	0	0	.000	0	0	.000	0	0	.000	2	0	2	6.7	1	0	0	0	1	2	0	6.3	
vs. Missouri State	11/19/18	8	0	0	.000	0	0	.000	1	2	.500	0	2	2	5.5	1	0	0	0	1	0	1	5.0	
vs. Texas Tech	11/20/18	DNP-CD																						
Western Illinois	11/24/18	12	2	2	1.000	0	0	.000	0	4	.000	2	2	4	5.2	1	0	0	1	2	0	4	4.8	
at Clemson	11/26/18	5	0	0	.000	0	0	.000	0	0	.000	0	1	1	4.5	0	0	0	0	1	0	0	4.0	
Illinois	12/2/18	2	0	0	.000	0	0	.000	0	0	.000	0	1	1	4.0	0	0	0	0	0	0	0	3.4	
at Minnesota	12/5/18	15	4	4	1.000	0	0	.000	1	2	.500	3	2	5	4.1	1	0	0	2	1	0	9	4.1	
Creighton	12/8/18	9	1	1	1.000	0	0	.000	0	0	.000	0	2	2	3.9	1	0	0	1	1	0	2	3.9	
vs. Oklahoma State	12/16/18	4	1	1	1.000	0	0	.000	0	0	.000	0	0	0	3.5	0	0	0	0	0	0	2	3.7	
Cal State Fullerton	12/22/18	9	1	3	.333	0	0	.000	1	3	.333	4	1	5	3.6	0	0	0	0	1	0	3	3.6	
Southwest Minn. St.	12/29/18	26	2	3	.667	0	0	.000	1	1	1.000	1	3	4	3.7	1	0	1	0	1	0	5	3.8	
at Maryland	1/2/19	2	0	0	.000	0	0	.000	0	0	.000	0	0	0	3.4	3	0	0	0	0	0	0	3.5	
at No. 25 Iowa	1/6/19	8	0	0	.000	0	0	.000	0	0	.000	0	0	0	3.1	1	0	1	0	0	0	0	3.2	
<b>Totals</b>		<b>0</b>	<b>150</b>	<b>20</b>	<b>29</b>	<b>.690</b>	<b>0</b>	<b>1</b>	<b>.000</b>	<b>5</b>	<b>15</b>	<b>.333</b>	<b>19</b>	<b>25</b>	<b>44</b>	<b>3.1</b>	<b>14</b>	<b>0</b>	<b>2</b>	<b>6</b>	<b>12</b>	<b>2</b>	<b>45</b>	<b>3.2</b>

### NOTING HEIMAN

- Freshman who has good length and basketball IQ
- Had an assist in eight minutes of work at Iowa
- Tallied five points and four rebounds in a career-high 26 minutes vs. Southwest Minnesota State
- Had three points, five rebounds and a blocked shot in eight minutes of work vs. Cal State Fullerton
- Played just four minutes, but helped key a late-half run against Oklahoma State
- Had two points, two rebounds and a blocked shot in 10 minutes in the win over Creighton
- Provided a spark off the bench at Minnesota, hitting all four of his shots as part of a nine-point, five-rebound performance against the Golden Gophers
- Had a block and a rebound in five minutes against Clemson as Isaiah Roby battled foul trouble
- Finished with four points, four rebounds and two blocked shots in 12 minutes against Western Illinois
- Totaled two rebounds and a blocked shot in eight minutes against Missouri State
- Had two rebounds and two steals in 12 minutes off the bench against Seton Hall
- Reached double figures for the first time in his career against Southeastern Louisiana, tallying 10 points, five boards and two blocked shots
- Nearly posted a double-double in his Husker debut with nine points and a game-high 13 rebounds in 21 minutes against Mississippi Valley State
- His 13 rebounds vs. MVSU were the most by a Husker freshman since Shavon Shields had 13 vs. Michigan State in 2013
- Was a four-year starter at Platteview High School, totaling 1,315 points and setting school marks for both rebounds (883) and blocked shots (523)
- Was the first in-state product to sign with Nebraska out of high school since 2001
- Led his team to a 24-3 record and a state tournament berth, averaging 17.3 points on 56 percent shooting, 10.1 rebounds and 4.4 blocks per game, as he was named first-team all-state (all classes) by the Omaha World-Herald and Lincoln Journal Star

### MISC. STATS

Category	2018-19	Career
Double-Figure Scoring	1	1
Double-Figure Rebounding	1	1
Double-Figure Assists	0	0
Double-Doubles	0	0
Led NU in Scoring	0	0
Led NU in Rebounding	1	1
Led NU in Assists	0	0
20+ Point Games	0	0
30+ Point Games	0	0

### TOP PERFORMANCES OF 2018-19

Category	No.	Opponent (Date)
Points	10	Southeastern Louisiana (11/11/18)
	9	at Minnesota (12/5/18)
	9	Mississippi Valley St. (11/6/18)
Rebounds	13	Mississippi Valley St. (11/6/18)
	5	at Minnesota (12/5/18)
	5	Southeastern Louisiana (11/11/18)
	5	Cal State Fullerton (12/22/18)
Blocks	2	Southeastern Louisiana (11/11/18)
	2	Western Illinois (11/24/18)

Mississippi Val. vs Nebraska
11/06/18 7:00 pm at Lincoln, Neb. (Pinnacle Bank Arena)

Mississippi Val. 37 - 0-1

Box score table for Mississippi Val. vs Nebraska, showing player stats like FG, 3-PT, Rebounds, and PF.

Summary statistics for Mississippi Val. vs Nebraska, including FG %, 3FG %, FT %, and Game statistics.

Nebraska 106 + 1-0

Box score table for Nebraska, showing player stats like FG, 3-PT, Rebounds, and PF.

Summary statistics for Nebraska, including FG %, 3FG %, FT %, and Game statistics.

Officials: Paul Sasic, Chris Beaver, Donnie Epley
Technical fouls: Mississippi Val.-None, Nebraska-None.

Score by periods table for Mississippi Val. vs Nebraska.

Low FG - MSU 2nd-00:04, NEB 2nd-00:32.
Lowest lead - MSU None, NEB by 72 2nd-04:50.

Score tied - 0 times.
Lead changed - 0 times.



Official Basketball Boxscore - Final
Score: Nebraska 116, MSU 86
11/19/18 Pinnacle Bank Arena, Lincoln, Neb.

Game Time: 02:19
Game Duration: 1:52
Attendance: 15,452

Nebraska vs MSU

Box score table for Nebraska vs MSU, showing player stats for Nebraska.

Summary statistics for Nebraska vs MSU, including FG %, 3FG %, FT %, and Game statistics.

Nebraska - 87

Box score table for Nebraska, showing player stats for Nebraska.

Summary statistics for Nebraska, including FG %, 3FG %, FT %, and Game statistics.

Points from Turnovers and Shooting by Period tables for Nebraska vs MSU.

Game Note: Actual attendance 9,322

Missouri State vs Nebraska
11/19/18 6:00 p.m. at Kansas City, Mo. (Sprint Center)

Missouri State 62 = 3-1

Box score table for Missouri State vs Nebraska, showing player stats for Missouri State.

Summary statistics for Missouri State vs Nebraska, including FG %, 3FG %, FT %, and Game statistics.

Nebraska 85 = 4-0

Box score table for Nebraska, showing player stats for Nebraska.

Summary statistics for Nebraska, including FG %, 3FG %, FT %, and Game statistics.

Officials: Doug Simmons, Mike Roberts, Tim Gattis
Technical fouls: Missouri State-Obediah Church, Nebraska-None.

Score by periods table for Missouri State vs Nebraska.

Low FG - MSU 2nd-00:43, NEB 2nd-02:06.
Lowest lead - MSU by 2 1st-14:13, NEB by 26 2nd-02:06.

MSU led for 00:56, NEB led for 38:10, Game was tied for 00:50.

Score tied - 0 times.
Lead changed - 4 times.



Official Basketball Boxscore - Final
Score: Nebraska 116, MSU 86
11/19/18 Pinnacle Bank Arena, Lincoln, Neb.

Game Time: 02:19
Game Duration: 1:52
Attendance: 15,779

Nebraska - 87

Box score table for Nebraska, showing player stats for Nebraska.

Summary statistics for Nebraska, including FG %, 3FG %, FT %, and Game statistics.

Nebraska - 86

Box score table for Nebraska, showing player stats for Nebraska.

Summary statistics for Nebraska, including FG %, 3FG %, FT %, and Game statistics.

Nebraska - 86

Points from Turnovers and Shooting by Period tables for Nebraska vs MSU.

Game Note: Actual attendance 15,252







Official Basketball Boxscore - Final  
Nebraska at Minnesota  
12/19/19 Helms Arena, Minneapolis, MN  
12/19/19 Helms Arena

Game Time: 02:12 PM  
Game Duration: 1:28  
Attendance: 6,281

Officials: Courtney Green, Blake Young, Rob Riley

Nebraska - #2 Boxscore. Columns: NO, Name, Min, FG, 3P, FT, Rebounds, Fouls, TP, AS, TO, ST, Blocks, +/-, Shooting By Period (1st FG, 3PT, FT, 2nd FG, 3PT, FT, GM FG, 3PT, FT, Dead Ball Rebound).



Official Basketball Boxscore - Final  
Crestighton at Nebraska  
12/19/19 Perdue Ball Arena, Lincoln, Neb.  
Nebraska vs. Crestighton

Game Time: 03:12 PM  
Game Duration: 1:28  
Attendance: 15,355

Officials: Pat Cook, Du Doyne, Steve Kubitza

Crestighton - #2 Boxscore. Columns: NO, Name, Min, FG, 3P, FT, Rebounds, Fouls, TP, AS, TO, ST, Blocks, +/-, Shooting By Period (1st FG, 3PT, FT, 2nd FG, 3PT, FT, GM FG, 3PT, FT, Dead Ball Rebound).

Minnesota - #5 Boxscore. Columns: NO, Name, Min, FG, 3P, FT, Rebounds, Fouls, TP, AS, TO, ST, Blocks, +/-, Shooting By Period (1st FG, 3PT, FT, 2nd FG, 3PT, FT, GM FG, 3PT, FT, Dead Ball Rebound).

Nebraska - #4 Boxscore. Columns: NO, Name, Min, FG, 3P, FT, Rebounds, Fouls, TP, AS, TO, ST, Blocks, +/-, Shooting By Period (1st FG, 3PT, FT, 2nd FG, 3PT, FT, GM FG, 3PT, FT, Dead Ball Rebound).

Technical Fouls: Copeland 2nd 40:32. Summary table with columns: Neb, Minn, Points from Turnovers, Points, Second Chance, Fast Breaks, Bench.

Technical Fouls: Coach 1st 43:47. Summary table with columns: CRE, NEB, Points from Turnovers, Points, Second Chance, Fast Breaks, Bench.

Oklahoma State vs Nebraska  
12/16/18 6 p.m. at Sioux Falls, SD (Sanford Pentagon)

Boxscore for Oklahoma State vs Nebraska. Columns: Player, FG, 3P, FT, Rebounds, Fouls, TP, AS, TO, ST, Blocks, +/-, Min.

Boxscore for Nebraska 79 vs 9-2. Columns: Player, FG, 3P, FT, Rebounds, Fouls, TP, AS, TO, ST, Blocks, +/-, Min.

Officials: Terry Wymer (R), Terry Oglesby, Keith Kimble  
Technical fouls: Oklahoma State-Team, Nebraska-None.  
Attendance: 2800  
Nebraska ranked 25th in Coaches' Poll

Score by quarter table. Columns: 1st, 2nd, Total. Rows: Oklahoma State, Nebraska.

Score tied - 4 times. Largest lead - OSU by 7 1st-03:35, NEB by 25 2nd-00:29. OSU led for 14:15, NEB led for 21:41. Game was tied for 04:04.



Official Basketball Boxscore - Final  
Cal St Fullerton at Nebraska  
12/19/19 Perdue Ball Arena, Lincoln, Neb.  
Nebraska vs. Cal State Fullerton

Game Time: 11:01 PM  
Game Duration: 2:0  
Attendance: 15,650

Officials: Courtney Green, Blake Young, Marking

Cal St Fullerton - #2 Boxscore. Columns: NO, Name, Min, FG, 3P, FT, Rebounds, Fouls, TP, AS, TO, ST, Blocks, +/-, Shooting By Period (1st FG, 3PT, FT, 2nd FG, 3PT, FT, GM FG, 3PT, FT, Dead Ball Rebound).

Nebraska - #6 Boxscore. Columns: NO, Name, Min, FG, 3P, FT, Rebounds, Fouls, TP, AS, TO, ST, Blocks, +/-, Shooting By Period (1st FG, 3PT, FT, 2nd FG, 3PT, FT, GM FG, 3PT, FT, Dead Ball Rebound).

Technical Fouls: Altman Jr. 2nd 11:36. Summary table with columns: CSF, NEB, Points from Turnovers, Points, Second Chance, Fast Breaks, Bench.



# NCAA Statistics

## Nebraska - 2018-19 Men's Basketball Ranking Summary thru games 01/07/2019

Statistic	National Rank	Conference Rank	Value	National Leader	Value	Conference Leader	Value
3-pt Field Goal Attempts (351 ranked)	116	3	354	Savannah St.	680	Purdue	403
Assist Turnover Ratio (351 ranked)	21	4	1.43	Tennessee	1.87	Michigan St.	1.65
Assists Per Game (351 ranked)	107	8	14.9	Tennessee	21.5	Michigan St.	21.3
Blocked Shots Per Game (351 ranked)	44	4	4.7	Duke	7.8	Michigan St.	5.6
Defensive Rebounds per Game (351 ranked)	125	7	26.60	Oklahoma	32.71	Michigan St.	32.33
Fewest Fouls (351 ranked)	33	3	224	Dayton	191	Michigan	202
Fewest Turnovers (351 ranked)	16	3	156	Virginia	114	Wisconsin Michigan	138 138
Field-Goal Percentage (351 ranked)	68	6	47.3	Gonzaga	53.2	Indiana	51.9
Field-Goal Percentage Defense (351 ranked)	18	2	38.6	Texas Tech	33.4	Michigan St.	37.3
Free Throw Attempts (351 ranked)	71	5	330	Iowa Pacific	437 437	Iowa	437
Free Throws Made (351 ranked)	59	4	241	Pacific	335	Iowa	331
Free-Throw Percentage (351 ranked)	84	3	73.0	Incarinate Word	80.5	Iowa	75.7
Offensive Rebounds Per Game (351 ranked)	202	9	9.93	Portland St.	18.21	Rutgers	14.15
Personal Fouls Per Game (351 ranked)	13	3	14.9	Furman	13.3	Michigan	13.5
Rebound Margin (351 ranked)	181	12	0.9	ETSU	13.8	Michigan St.	11.9
Scoring Defense (351 ranked)	14	2	61.3	Virginia	51.5	Michigan	55.6
Scoring Margin (351 ranked)	10	2	18.6	Duke	27.2	Michigan St.	19.0
Scoring Offense (351 ranked)	60	3	79.9	The Citadel	96.8	Michigan St.	87.1
Steals Per Game (351 ranked)	30	1	8.5	FIU	12.2	Nebraska	8.5
Three Pt FG Defense (351 ranked)	19	2	28.5	Texas Tech	24.1	Northwestern	27.6
Three-Point Field Goals Per Game (351 ranked)	96	3	8.6	The Citadel	13.8	Purdue	10.7
Three-Point Field-Goal Percentage (351 ranked)	87	6	36.4	Lehigh	46.7	Michigan St.	40.4
Total 3-point FGM (351 ranked)	93	3	129	Purdue Fort Wayne	194	Purdue	150
Total Assists (351 ranked)	103	6	223	Michigan St.	319	Michigan St.	319
Total Blocks (351 ranked)	31	3	71	Duke	102	Michigan St.	84
Total Rebounds (351 ranked)	129	6	548	ETSU	723	Michigan St.	657
Total Rebounds Per Game (351 ranked)	153	7	36.53	Bowling Green	45.14	Michigan St.	43.80
Total Steals (351 ranked)	31	1	127	FIU	183	Nebraska	127
Turnover Margin (348 ranked)	12	1	4.8	FIU	7.9	Nebraska	4.8
Turnovers Forced (350 ranked)	83	2	15.20	FIU	22.20	Illinois	17.87
Turnovers Per Game (351 ranked)	11	3	10.4	Virginia	8.8	Michigan Wisconsin	9.2 9.2
Won-Lost Percentage (351 ranked)	62	8	73.3	Michigan Houston Virginia	100.0 100.0 100.0	Michigan	100.0



Statistic	Player	National Rank	Conference Rank	Value	National Leader	Value	Conference Leader	Value
3-pt Field Goal Attempts (247 ranked)	James Palmer	148	4	93	Antoine Davis, Detroit Mercy	195	Carsen Edwards, Purdue	135
Assist Turnover Ratio (250 ranked)	Glynn Watson Jr.	27	4	3.10	Justin Jenifer, Cincinnati	10.17	Cassius Winston, Michigan St.	3.80
Assists Per Game (247 ranked)	Glynn Watson Jr.	139	6	4.1	Ja Morant, Murray St.	9.9	Cassius Winston, Michigan St.	7.6
Blocked Shots Per Game (239 ranked)	Isaiah Roby	102	7	1.50	Brandon Gilbeck, Western Ill.	3.94	Bruno Fernando, Maryland	2.40
Defensive Rebounds per Game (249 ranked)					Demajeo Wiggins, Bowling Green	8.86	Jordan Murphy, Minnesota	8.79
Double Doubles (199 ranked)					Mike Daum, South Dakota St. Demajeo Wiggins, Bowling Green	11 11	Ethan Happ, Wisconsin	10
Field-Goal Percentage (250 ranked)	Isaac Copeland	68	8	54.4	Tristan Clark, Baylor	75.0	Bruno Fernando, Maryland	67.8
Free Throw Attempts (246 ranked)	James Palmer	10	1	121	Justin James, Wyoming	139	James Palmer, Nebraska	121
Free Throws Made (235 ranked)	James Palmer	9	1	98	Roberto Gallinat, Pacific	110	James Palmer, Nebraska	98
Free-Throw Percentage (249 ranked)	James Palmer	161	9	81.0	Gavin Peppers, Nicholls St.	95.2	Carsen Edwards, Purdue	88.9
Minutes Per Game (250 ranked)					Jahlil Jenkins, Fairleigh Dickinson	38:36	Lamar Stevens, Penn St.	35:43
Offensive Rebounds Per Game (242 ranked)					Nico Carvacho, Colorado St. Cletrell Pope, Bethune-Cookman	4.20 4.20	Jordan Murphy, Minnesota	3.71
Points Per Game (250 ranked)	James Palmer	42	2	20.1	Chris Clemons, Campbell	29.3	Carsen Edwards, Purdue	25.5
Rebounds Per Game (250 ranked)					Nico Carvacho, Colorado St.	12.9	Jordan Murphy, Minnesota	12.5
Steals Per Game (238 ranked)	Thomas Allen James Palmer	169 208	3 4	1.60 1.53	Brian Beard Jr., FIU	3.33	Josh Reaves, Penn St.	2.47
Three-Point Field Goals Per Game (248 ranked)					Antoine Davis, Detroit Mercy	5.06	Carsen Edwards, Purdue	3.79
Three-Point Field-Goal Percentage (151 ranked)					Brendan Barry, Dartmouth	51.9	D'Mitrik Trice, Wisconsin	46.5
Total 3-point FGM (237 ranked)	Glynn Watson Jr.	237	9	32	Antoine Davis, Detroit Mercy	81	Carsen Edwards, Purdue	53
Total Assists (242 ranked)	Glynn Watson Jr.	119	5	62	Ja Morant, Murray St.	129	Cassius Winston, Michigan St.	114
Total Blocks (249 ranked)	Isaiah Roby	108	8	21	Brandon Gilbeck, Western Ill.	63	Bruno Fernando, Maryland	36
Total Field Goal Attempts (250 ranked)	James Palmer	65	4	211	Antoine Davis, Detroit Mercy	373	Carsen Edwards, Purdue	271
Total Field Goals Made (238 ranked)	James Palmer Isaac Copeland	160 224	10 14	86 80	Antoine Davis, Detroit Mercy	154	Ethan Happ, Wisconsin	129
Total Minutes (250 ranked)	James Palmer	235	7	480:53	Skyler Flatten, South Dakota St.	655:18	Lamar Stevens, Penn St.	535:58
Total Points (250 ranked)	James Palmer	41	2	301	Chris Clemons, Campbell	440	Carsen Edwards, Purdue	357
Total Rebounds (246 ranked)					Jeromy Rodriguez, ETSU	198	Jordan Murphy, Minnesota	175
Total Steals (233 ranked)	Thomas Allen James Palmer	131 159	3 4	24 23	Brian Beard Jr., FIU	50	Josh Reaves, Penn St.	37
Triple Doubles (1 ranked)					16 players tied	1	Ethan Happ, Wisconsin Juwan Morgan, Indiana	1 1

**2018-19 Nebraska Basketball**  
**Nebraska Combined Team Statistics (as of Jan 06, 2019)**  
**Big Ten games only**

<b>RECORD:</b>	<b>OVERALL</b>	<b>HOME</b>	<b>AWAY</b>	<b>NEUTRAL</b>
ALL GAMES	1-3	1-0	0-3	0-0
CONFERENCE	1-3	1-0	0-3	0-0
NON-CONFERENCE	0-0	0-0	0-0	0-0

##	Player	gp-gs	min	avg	Total		3-Point		F-Throw		Rebounds				pf	dq	a	to	blk	stl	pts	avg
					fg-fga	fg%	3fg-fga	3fg%	ft-fa	ft%	off	def	tot	avg								
00	Palmer Jr.,James	4-4	149	37.2	20-60	.333	7-27	.259	33-42	.786	6	10	16	4.0	8	0	16	16	1	11	80	20.0
14	Copeland Jr.,Isaac	4-4	122	30.5	24-44	.545	7-12	.583	10-13	.769	9	12	21	5.3	12	1	4	5	4	5	65	16.3
15	Roby,Isaiah	4-4	121	30.3	19-38	.500	2-8	.250	11-17	.647	8	18	26	6.5	15	1	6	6	6	5	51	12.8
05	Watson Jr.,Glynn	4-4	122	30.5	16-34	.471	5-16	.313	9-10	.900	1	14	15	3.8	13	0	16	8	1	2	46	11.5
12	Allen,Thomas	4-4	135	33.8	12-26	.462	3-10	.300	7-9	.778	2	8	10	2.5	8	0	9	4	0	6	34	8.5
25	Akenten,Nana	4-0	55	13.8	4-12	.333	2-7	.286	4-5	.800	2	9	11	2.8	7	0	1	1	0	1	14	3.5
45	Heiman,Brady	4-0	27	6.8	4-4	1.000	0-0	.000	1-2	.500	3	3	6	1.5	5	0	1	2	1	0	9	2.3
20	Borchardt,Tanner	4-0	55	13.8	4-4	1.000	0-0	.000	0-0	.000	0	4	4	1.0	11	0	1	1	2	0	8	2.0
01	Harris,Amir	2-0	14	7.0	1-1	1.000	0-0	.000	0-0	.000	1	3	4	2.0	1	0	0	0	0	1	2	1.0
34	Thorbjarnarson,Thor	1-0	0	0.0	0-0	.000	0-0	.000	0-0	.000	0	0	0	0.0	0	0	0	0	0	0	0	0.0
Team											6	4	10					1				
Total.....		4	800		104-223	.466	26-80	.325	75-98	.765	38	85	123	30.8	80	2	54	44	15	31	309	77.2
Opponents.....		4	800		107-232	.461	27-62	.435	71-91	.780	53	92	145	36.2	77	2	52	54	16	19	312	78.0

<b>TEAM STATISTICS</b>	<b>NEB</b>	<b>OPP</b>	<b>Date</b>	<b>Opponent</b>	<b>Score</b>	<b>Att.</b>
SCORING	309	312	* 12/02/18	ILLINOIS	W 75-60	15764
Points per game	77.2	78.0	* 12/05/18	at Minnesota	L 78-85	9624
Scoring margin	-0.7	-	* 01/02/19	at Maryland	L 72-74	11251
FIELD GOALS-ATT	104-223	107-232	* 01/06/19	at Iowa	L 84-93	11782
Field goal pct	.466	.461	* - Big Ten game			
3 POINT FG-ATT	26-80	27-62				
3-point FG pct	.325	.435				
3-pt FG made per game	6.5	6.8				
FREE THROWS-ATT	75-98	71-91				
Free throw pct	.765	.780				
F-Throws made per game	18.8	17.8				
REBOUNDS	123	145				
Rebounds per game	30.8	36.2				
Rebounding margin	-5.5	-				
ASSISTS	54	52				
Assists per game	13.5	13.0				
TURNOVERS	44	54				
Turnovers per game	11.0	13.5				
Turnover margin	+2.5	-				
Assist/turnover ratio	1.2	1.0				
STEALS	31	19				
Steals per game	7.8	4.8				
BLOCKS	15	16				
Blocks per game	3.8	4.0				
ATTENDANCE	15764	32657				
Home games-Avg/Game	1-15764	3-10886				
Neutral site-Avg/Game	-	0-0				

<b>Score by Periods</b>	<b>1st</b>	<b>2nd</b>	<b>Totals</b>
Nebraska	162	147	309
Opponents	141	171	312

**2018-19 Nebraska Basketball**  
**Nebraska Combined Team Statistics (as of Jan 06, 2019)**  
**All games**

<b>RECORD:</b>	<b>OVERALL</b>	<b>HOME</b>	<b>AWAY</b>	<b>NEUTRAL</b>
ALL GAMES	11-4	8-0	1-3	2-1
CONFERENCE	1-3	1-0	0-3	0-0
NON-CONFERENCE	10-1	7-0	1-0	2-1

#	Player	gp-gs	min	avg	Total		3-Point		F-Throw		Rebounds				pf	dq	a	to	blk	stl	pts	avg
					fg-fga	fg%	3fg-fga	3fg%	ft-fa	ft%	off	def	tot	avg								
00	Palmer Jr.,James	15-15	481	32.1	86-211	.408	31-93	.333	98-121	.810	16	43	59	3.9	24	1	45	35	11	23	301	20.1
14	Copeland Jr.,Isaac	15-15	458	30.5	80-147	.544	19-49	.388	42-59	.712	27	55	82	5.5	29	1	19	24	13	19	221	14.7
05	Watson Jr.,Glynn	15-15	463	30.9	70-154	.455	32-78	.410	23-26	.885	3	59	62	4.1	32	0	62	20	1	20	195	13.0
15	Roby,Isaiah	14-14	382	27.3	51-104	.490	6-23	.261	41-61	.672	24	64	88	6.3	43	1	27	25	21	19	149	10.6
12	Allen,Thomas	15-13	431	28.7	49-101	.485	18-46	.391	15-17	.882	2	33	35	2.3	14	0	34	11	2	24	131	8.7
25	Akenten,Nana	15-2	225	15.0	30-73	.411	20-51	.392	7-11	.636	10	36	46	3.1	22	0	5	9	2	6	87	5.8
45	Heiman,Brady	14-0	150	10.7	20-29	.690	0-1	.000	5-15	.333	19	25	44	3.1	14	0	2	6	12	2	45	3.2
20	Borchardt,Tanner	15-1	189	12.6	13-19	.684	0-0	.000	5-9	.556	20	24	44	2.9	34	0	3	7	5	6	31	2.1
01	Harris,Amir	9-0	104	11.6	6-9	.667	0-0	.000	1-6	.167	4	22	26	2.9	5	0	8	5	3	4	13	1.4
34	Thorbjarnarson,Thor	9-0	64	7.1	4-13	.308	1-6	.167	2-2	1.000	2	10	12	1.3	4	0	9	6	1	1	11	1.2
33	Costello,Justin	7-0	24	3.4	2-7	.286	2-7	.286	2-2	1.000	0	2	2	0.3	1	0	4	1	0	1	8	1.1
04	Trueblood,Johnny	7-0	29	4.1	3-8	.375	0-0	.000	0-1	.000	2	6	8	1.1	1	0	5	2	0	2	6	0.9
Team											20	20	40		1		4					
Total.....		15	3000		414-875	.473	129-354	.364	241-330	.730	149	399	548	36.5	224	3	223	155	71	127	1198	79.9
Opponents.....		15	3001		340-881	.386	75-263	.285	164-234	.701	178	357	535	35.7	271	7	139	227	48	74	919	61.3

<b>TEAM STATISTICS</b>	<b>NEB</b>	<b>OPP</b>	<b>Date</b>	<b>Opponent</b>	<b>Score</b>	<b>Att.</b>
SCORING	1198	919	11/06/18	MISSISSIPPI VALLEY STATE	w 106-37	15307
Points per game	79.9	61.3	11/11/18	SOUTHEASTERN LOUISIANA	w 87-35	15462
Scoring margin	+18.6	-	11/14/18	SETON HALL	w 80-57	15713
FIELD GOALS-ATT	414-875	340-881	11/19/18	vs Missouri State	w 85-62	6082
Field goal pct	.473	.386	11/20/18	vs Texas Tech	L 52-70	6521
3 POINT FG-ATT	129-354	75-263	11/24/18	WESTERN ILL.	w 73-49	15800
3-point FG pct	.364	.285	11/26/18	at Clemson	w 68-66	6974
3-pt FG made per game	8.6	5.0	* 12/02/18	ILLINOIS	w 75-60	15764
FREE THROWS-ATT	241-330	164-234	* 12/05/18	at Minnesota	L 78-85	9624
Free throw pct	.730	.701	12/08/18	CREIGHTON	w 94-75	15950
F-Throws made per game	16.1	10.9	12/16/18	vs Oklahoma State	w 79-56	3800
REBOUNDS	548	535	12/22/18	CAL ST. FULLERTON	w 86-62	15088
Rebounds per game	36.5	35.7	12/29/18	SOUTHWEST MINN. ST.	w 79-38	15057
Rebounding margin	+0.9	-	* 01/02/19	at Maryland	L 72-74	11251
ASSISTS	223	139	* 01/06/19	at Iowa	L 84-93	11782
Assists per game	14.9	9.3				
TURNOVERS	155	227				
Turnovers per game	10.3	15.1				
Turnover margin	+4.8	-				
Assist/turnover ratio	1.4	0.6				
STEALS	127	74				
Steals per game	8.5	4.9				
BLOCKS	71	48				
Blocks per game	4.7	3.2				
ATTENDANCE	124141	56034				
Home games-Avg/Game	8-15518	4-9908				
Neutral site-Avg/Game	-	3-5468				

<b>Score by Periods</b>	<b>1st</b>	<b>2nd</b>	<b>Totals</b>
Nebraska	587	611	1198
Opponents	413	506	919

\* - Big Ten game