

# UNRIVALED

## PENN STATE FOOTBALL



**854 WINS**  
(7-7th in Nation)

**45 BOWL GAMES**  
(7-9th in Nation)

**28 BOWL WINS**  
(7-3rd in Nation)

**98 1ST TEAM ALL-AMERICANS**



Chris Fowler (*play-by-play*); Kirk Herbstreit (*analyst*); Heather Cox (*sideline*)

### GAME 7

OCTOBER 17, 2015 · 8 P.M.

Columbus, Ohio  
Ohio Stadium [104,944]

Series: Ohio State, 17-13

Last Meeting: Ohio State 31, Penn State 24 [20T]

Oct. 25, 2015 · Beaver Stadium

Complete Series Info on Page 9

**Penn State is appearing on television for the 270th time in its last 272 regular season games.**



Steve Jones (*play-by-play*); Jack Ham (*analyst*); Joe Putnam (*sideline*)  
Local: 93.7 FM/1450 AM. Sirius: Ch. 81; XM: Ch. 81

### PENN STATE NITTANY LIONS

5-1, 2-0 Big Ten



Head Coach: James Franklin  
Record at Penn State (Yrs.): 12-7 (Two)  
Career Record (Yrs.): 36-22 (Five)  
vs. Ohio State: 0-1



### OHIO STATE BUCKEYES

6-0, 2-0 Big Ten

Head Coach: Urban Meyer  
Record at Ohio State (Yrs.): 44-3 (Four)  
Career Record (Yrs.): 148-26 (14)  
vs. Penn State: 4-0

### INSIDE THE GAME

#### NITTANY LIONS RETURN TO THE ROAD TO FACE OHIO STATE

Penn State's first trip out of the state of the season will also be its stiffest test of the season, as the Nittany Lions will head to Columbus to take on the defending National Champions and current No. 1 ranked team, Ohio State, in a primetime 8 p.m. match-up on ABC.

Penn State comes off of a five-game homestand that saw nearly a half-million fans delighted with five-straight wins in Beaver Stadium. The finale featured plenty of sunshine for Homecoming. Homecoming festivities concluded the five-game stretch, with Grand Marshal and comedian Keegan-Michael Key '96 spelling head coach James Franklin by leading a team meeting during the week. Perhaps Key's guidance gave the Lions a boost, as they turned in a complete performance in a 29-7 win over Indiana.

The defense continued a dominant start to Big Ten play, again yielding only one score after holding Rutgers to just a field goal in the conference opener. Carl Nassib continued to badger opposing quarterbacks and now leads the nation in both sacks and forced fumbles. Quarterback Christian Hackenberg also continued his ascent in the Penn State record books, surpassing 7,000 yards passing for his career and accounting for all four touchdowns. After throwing a pair of 39-yard touchdowns, he scrambled for two more as he enjoyed a career rushing day.

Although the injury bug has tested Penn State's depth, young players continue to step into leading roles. Against Indiana, a pair of freshmen running backs (Nick Scott, Mark Allen) set career highs, while rookie John Reid hauled in his team-best second interception.

Indiana is the only common opponent the Nittany Lions and Buckeyes share at this point in the season. Ohio State played the Hoosiers the week prior in Bloomington, earning a 34-27 victory. The Nittany Lions gave Ohio State a tremendous fight last season in Beaver Stadium, rallying from a 17-0 deficit at halftime to force double overtime.

Penn State will next travel to Maryland for a game in Baltimore's M&T Bank Stadium before returning to Beaver Stadium on Halloween to host Illinois.

### BREAKDOWN

#### RUSHING

Penn State: Saquon Barkley 42 for 386 yds (93.2), 3 TD  
Ohio State: Ezekiel Elliot 121 for 835 yds (139.2), 10 TD

#### PASSING

Penn State: Christian Hackenberg 87-of-164, 1,086 yds (181.0), 7 TD/2 INT  
Ohio State: Cardale Jones 84-of-134, 1,158 yds (193.0), 7 TD/5 INT

#### RECEIVING

Penn State: Chris Godwin 27 for 390 yds (65.0), 1 TD  
Ohio State: Michael Thomas 27 for 399 yds (66.5), 4 TD

#### DEFENSE

Penn State: Carl Nassib 27 tkls, 12.0 TFL, 10.0 sacks, INT, 5 FF  
Indiana: Joshua Perry 52 tkls, 4.5 TFL, 3.0 sacks, BU

#### PSU

25.2  
156.8  
89-166-2  
187.0  
343.8  
+8  
14.3  
117.0  
93-162-4  
158.7  
275.7

#### TEAM

SCORING/GAME 36.8  
RUSHING/GAME 230.0  
PASSING (C-A-INT) 108-176-7  
PASSING/GAME 230.0  
TOTAL OFF./GAME 460.0  
TURNOVER MARGIN +4  
PTS ALLOWED/GAME 17.3  
OPP. RUSH YDS/GAME 152.7  
OPP. PASSING 82-178-8  
OPP. PASS YDS/GAME 147.5  
OPP. TOTAL OFFENSE/GAME 300.2

#### OSU

### 2015 SCHEDULES

#### PENN STATE

Overall (B1G): 5-1 (2-0 East) Home: 5-0 Road: 0-1 Ntrl: 0-0

PSU Rank	Opponent (Rank)	Time/Score	TV	Attend.
<b>September</b>				
5	at Temple	L, 10-27	ESPN	69,176
12	BUFFALO	W, 27-14	ESPN2	93,065
19	RUTGERS *	W, 28-3	BTN	103,323
26	SAN DIEGO STATE	W, 37-21	BTN	95,107
<b>October</b>				
3	ARMY WEST POINT	W, 20-14	ESPNU	107,387
10	INDIANA *	W, 29-7	ESPN	97,837
17	at Ohio State * (1/1)	8 p.m.	ABC	
24	at Maryland * ^	3:30 p.m.	ABC/ESPN/ESPN2	
31	ILLINOIS *	--	--	
<b>November</b>				
7	at Northwestern *	--	--	
21	MICHIGAN *	--	--	
28	at Michigan State *	--	--	

\* - Big Ten game All times Eastern Rankings: AP/Coaches  
^ - M&T Bank Stadium

#### OHIO STATE

Overall: 6-0 (2-0 East) Home: 4-0 Road: 2-0 Ntrl: 0-0

OSU Rank	Opponent (Rank)	Time/Score	TV	Attend.
<b>September</b>				
7	at Virginia Tech	W, 42-24	ESPN	65,632
12	HAWAII	W, 38-0	BTN	107,145
19	NORTHERN ILLINOIS	W, 20-13	ABC	104,095
26	WESTERN MICHIGAN	W, 38-12	ABC	106,123
<b>October</b>				
3	at Indiana *	W, 34-27	ABC	52,929
10	MARYLAND *	W, 49-28	BTN	107,869
17	PENN STATE *	8 p.m.	ABC	
24	at Rutgers *	8 p.m.	ABC/ESPN	
<b>November</b>				
7	MINNESOTA *	--	ABC/ESPN	
14	at Illinois *	--	--	
21	MICHIGAN STATE *	--	--	
28	at MICHIGAN *	--	--	

\* - Big Ten game All times Eastern Rankings: AP/Coaches

### TABLE OF CONTENTS

Page 2 . . . . . Quick Facts/NFL Notes  
Page 3 . . . . . Big Ten Standings / Media Information  
Page 4-5 . . . . . Head Coach James Franklin  
Page 6 . . . . . Opponent Tracker  
Page 7 . . . . . Last Game (Indiana)  
Page 8 . . . . . National Polls/Future Schedules  
Page 9 . . . . . The Series vs. Ohio State  
Page 10-18 . . . . . Ohio State Notes  
10 . . . . . Record Breakdown  
11 . . . . . Hackenberg's Resume

12 . . . . . Honors & Awards  
13 . . . . . Winningest Programs  
14 . . . . . Coaching Staff Notes  
15 . . . . . Community Service  
16 . . . . . National Statistical Rankings  
17 . . . . . Ben Kline Scholar-Athlete  
18 . . . . . End of an Era  
19 . . . . . NFL Stadiums  
20 . . . . . Penn State Football Show  
Page 21 . . . . . Starts Chart/Career Starts

Page 22 . . . . . Depth Chart/Pronunciations/Asst. Coaches  
Page 23-24 . . . . . Numerical Roster  
Page 25-26 . . . . . Alphabetical Roster  
Page 27 . . . . . Career Highs Chart  
Page 28 . . . . . The Last Time...  
Page 29 . . . . . Record Watch  
Page 30-34 . . . . . Game-by-Game Recaps (Games 1-5)  
Page 35-42 . . . . . Player Bios  
Page 43-59 . . . . . Statistics

**PROGRAM NOTES**

**129TH SEASON OF GRIDIRON EXCELLENCE**

Penn State is in its 129th season of intercollegiate football and owns an 854-377-42 record, to rank in a tie for No. 7 nationally in all-time victories.

Penn State is one of just eight programs to pass the 850-win milestone, four of whom are Big Ten members: Penn State, Michigan, Nebraska and Ohio State.

**ACADEMIC EXCELLENCE**

A total of 348 of Penn State football student-athletes, including 20 in 2014, have earned Academic All-Big Ten honors since 1993 for owning at least a 3.0 grade point average and being a letterwinner.

**ONE OF NATION'S TOUGHEST HOME VENUES**

Penn State owns a superlative 270-71 (.792) record inside Beaver Stadium, the nation's second-largest facility, which opened in 1960 and has a capacity of 106,572.

**ON YOUR TELEVISION**

Penn State is appearing on television for the 270th time in its last 272 regular season games.

**QUICK FACTS**

**UNIVERSITY**

<b>NAME</b> .....	The Pennsylvania State University
<b>LOCATION</b> .....	University Park, Pa.
<b>FOUNDED</b> .....	1855
<b>ENROLLMENT</b> .....	46,068
<b>NICKNAME</b> .....	Nittany Lions
<b>COLORS</b> .....	Blue & White
<b>CONFERENCE</b> .....	Big Ten
<b>DIVISION</b> .....	NCAA Division I
<b>STADIUM</b> .....	Beaver Stadium (106,572)
<b>STADIUM SURFACE</b> .....	Natural Grass
<b>PRESIDENT</b> .....	Dr. Eric Barron
<b>ATHLETICS DIRECTOR</b> .....	Sandy Barbour
<b>HEAD COACH</b> .....	James Franklin (2nd Season)
<b>FOOTBALL OFFICE</b> .....	814-865-0412
<b>TICKET OFFICE</b> .....	1-800-NITTANY

**FOOTBALL HISTORY**

<b>FIRST YEAR</b> .....	1887
<b>ALL-TIME RECORD</b> .....	854-377-42 (129th Season) <i>8th in victories</i>
<b>ALL-TIME BOWL RECORD</b> .....	.28-15-2 (.633) <i>T-3rd in bowl victories</i>
<b>YEARS IN POST SEASON PLAY</b> .....	.45 <i>T-9th in bowl appearances</i>
<b>BEAVER STADIUM RECORD</b> .....	192-71 (.730)

**ASSISTANT COACHES**

<b>JOHN DONOVAN</b> .....	Johns Hopkins; 1997 Offensive Coordinator/Tight Ends (2nd Season)
<b>JOSH GATTIS</b> .....	Wake Forest; 2006 Offensive Recruiting Coordinator/Asst. Special Teams/ Wide Receivers (2nd Season)
<b>HERB HAND</b> .....	Hamilton College; 1990 Run Game Coordinator/Offensive Line (2nd Season)
<b>CHARLES HUFF</b> .....	Hampton; 2005 Special Teams Coordinator/Running Backs (2nd Season)
<b>BRENT PRY</b> .....	Buffalo; 1993 Assistant Head Coach/Co-Defensive Coordinator/ Linebackers (2nd Season)
<b>RICKY RAHNE</b> .....	Cornell; 2002 Passing Game Coordinator/Quarterbacks (2nd Season)
<b>BOB SHOOP</b> .....	Yale; 1988 Defensive Coordinator/Safeties (2nd Season)
<b>TERRY M. SMITH</b> .....	Penn State; 1991 Defensive Recruiting Coordinator/ Cornerbacks (2nd Season)
<b>SEAN SPENCER</b> .....	Clarion; 1995 Defensive Line (2nd Season)
<b>DWIGHT GALT</b> .....	Maryland; 1981 Director of Performance Enhancement (2nd Season)

**BIG BEST**



**OFFENSIVE POTW: Jordan Canzeri • Iowa • RB • Troy, N.Y.**

- Set a school record with 43 carries for a career-best 256 rushing yards in Iowa's victory over Illinois.
- His 256-yard performance ranks third in school history and included a 75-yard touchdown run
- Added two catches for 15 yards and one touchdown
- Earns the first Offensive Player of the Week award of his career
- Last Iowa Offensive Player of the Week: C.J. Beathard (Sept. 14, 2015)



**DEFENSIVE POTW: Jourdan Lewis • Michigan • Jr. • CB • Detroit, Mich.**

- Recorded four tackles, including one tackle for loss, and returned an interception for a touchdown in Michigan's shutout victory over Northwestern
- Scored on a 37-yard interception return in the second quarter
- Part of a Michigan defense that has posted three straight shutouts for the first time since 1980
- Earns his first career Defensive Player of the Week honor
- Last Michigan Defensive Player of the Week: Jake Ryan (Nov. 3, 2014)



**SPECIAL TEAMS POTW: Jehu Chesson • Michigan • Sr. • WR • Saint Louis, Mo.**

- Returned the opening kickoff 96 yards for a touchdown in Michigan's victory over Northwestern
- Recorded the fourth-longest kickoff return touchdown in school history
- Scored the first special teams touchdown of his career and fourth overall
- Claims his first career Special Teams Player of the Week honor
- Last Michigan Special Teams Player of the Week: Matt Wile (Oct. 13, 2014)



**CO-FRESHMAN POTW: Jabrill Peppers • Michigan • S • East Orange, N.J.**

- Registered five tackles and 1.5 tackles for loss as Michigan shut out Northwestern
- Added a game-high three pass breakups as the Wolverines held the Wildcats to 130 passing yards



**CO-FRESHMAN POTW: Shannon Brooks • Minnesota • RB • Atlanta, Ga.**

- Averaged 10.4 yards per attempt to compile 176 yards on 17 carries in Minnesota's victory at Purdue
- Reached the end zone from 71 yards out in the third quarter, giving the Gophers a 17-6 lead
- Notched the most rushing yards by a Minnesota freshman running back since 2003

**LIONS IN THE NFL**

**25 NITTANY LIONS ON ACTIVE NFL ROSTERS**

A total of 25 Penn State football alumni are populating the active rosters of 18 National Football League teams. The Nittany Lions annually are among the top 20 programs nationally in producing players in the NFL.

The Jacksonville Jaguars boast a league-high four former Nittany Lions, including nine-year veteran and 2013 Pro Bowl linebacker Paul Posluszny and 2014 second-round pick Allen Robinson. Veterans Jared Odrick (Miami) and Stefan Wisniewski (Oakland) signed with Jacksonville during the offseason as free agents.

The Chicago Bears (Adrian Amos and Robbie Gould), Dallas Cowboys (Jack Crawford and Sean Lee) and Seattle Seahawks (Garry Gilliam and Jordan Hill) - each have two PSU alums.

Three players from Penn State's 2014 squad landed on active rosters - Amos (Chicago), Jesse James (Pittsburgh) and Donovan Smith (Tampa Bay). Another three from 2014 were named to practice squads: Brad Bars (New York Giants), Mike Hull (Miami) and Deion Barnes (New York Jets).

Penn State has had 39 NFL Draft picks since 2006, including 17 in the first three rounds, and at least three NFL Draft picks 17 times since starting Big Ten Conference competition in 1993. A total of 338 Nittany Lions have been selected all-time in the NFL Draft. Eleven-year veteran and Chicago Bears All-Pro placekicker Gould is Penn State's elder statesman in the NFL. Kansas City Chiefs All-Pro linebacker Tamba Hali, who is entering his 10th professional season, is second in longevity, followed by Posluszny (nine years) and seven-year professionals Jordan Norwood (Denver) and Cameron Wake (Miami).

For the 44th time in the Super Bowl's 49-game history, at least one Penn State alumnus was a member of one of the participating teams (18 times in last 20 years). Thirty-six former Nittany Lions have earned a total of 53 Super Bowl rings, most recently Hill and since-retired running back Michael Robinson with Seattle in 2014. A total of 105 Nittany Lions have been on Super Bowl rosters.

- Arizona Cardinals** – A.Q. Shipley
  - Atlanta Falcons** – Nate Stupar
  - Baltimore Ravens** – John Urschel
  - Chicago Bears** – Adrian Amos, Robbie Gould
  - Dallas Cowboys** – Jack Crawford, Sean Lee
  - Denver Broncos** – Jordan Norwood
  - Green Bay Packers** – Andrew Quarless
  - Jacksonville Jaguars** – Jared Odrick, Paul Posluszny, Allen Robinson, Stefan Wisniewski
  - Kansas City Chiefs** – Tamba Hali, Ross Travis (*PSU men's basketball*)
  - Miami Dolphins** – Cameron Wake, Mike Hull
  - New Orleans Saints** – Mike Mauti
  - New York Giants** – Brad Bars
  - New York Jets** – Deion Barnes
  - Oakland Raiders** – Matt McGloin
  - Pittsburgh Steelers** – Jesse James
  - San Diego Chargers** – Johnnie Troutman
  - San Francisco 49ers** – NaVorro Bowman, Gerald Hodges
  - Seattle Seahawks** – Garry Gilliam, Jordan Hill
  - Tampa Bay Buccaneers** – Donovan Smith
  - Tennessee Titans** – DaQuan Jones
- Practice squad in italics*

**TEN FORMER LIONS ON NFL COACHING STAFFS**

Ten former Nittany Lions are patrolling the sidelines as part of NFL coaching staffs in 2015.

- Gary Brown (Dallas, running backs)
- Bobby Engram (Baltimore, wide receivers)
- Sam Gash (Green Bay, running backs)
- Ron Heller (New York Jets, assistant offensive line)
- John McNulty (Tennessee, quarterbacks)
- Mike Munchak (Pittsburgh, offensive line)
- Jeff Nixon (Miami, running backs)
- Paul Pasqualoni (Houston, offensive line)
- Darren Perry (Green Bay, safeties)
- Mike Wolf (Cleveland, assistant strength and conditioning)

Also, former Penn State quarterbacks coach Jim Caldwell is in his second season as the head coach of the Detroit Lions.

TEAM CAPTAINS



Penn State football head coach James Franklin announced on Aug. 10 that **Christian Hackenberg, Jordan Lucas, Angelo Mangiro, Von Walker and Anthony Zettel** will serve as team captains for the 2015 season. Hackenberg is a team captain for the second consecutive year.

"This group of guys was selected by their teammates and coaches because they are outstanding ambassadors for our program," Franklin said. "They are leaders in the classroom, in the community, in the locker room and are important influencers for our team."

Entering 2015, Hackenberg had started all 25 career games under center and ranked No. 3 in career passing yards (5,932), attempts (876) and completions (501), and was No. 4 in career total offense (5,770).

An honorable-mention All-Big Ten selection last season, Lucas is the unquestioned leader of the secondary. His 58 stops in 2014 ranked third on the team and his nine pass breakups ranked among the best in the Big Ten.

Mangiro was the leader of a young offensive line corps in 2014, starting every game and making starts at three different positions. He made 10 starts at center, two at right tackle and one at left guard. His efforts up front helped Penn State amass over 300 yards of total offense on seven

occasions in 2014, including 453 yards vs. Boston College in the New Era Pinstripe Bowl.

Walker earned a scholarship in April after two seasons as a walk-on, including a move from running back to linebacker during 2014 spring practice. Walker appeared in 12 games last season and made his first career start versus Northwestern. He was also a major contributor on special teams, ranking third on the team with five special teams tackles, including four on kickoff coverage. He has also excelled in the classroom, earning Academic All-Big Ten honors last year.

After moving from defensive end to defensive tackle in 2014, Zettel enjoyed his most productive season on the field in the blue and white. A fourth-team All-America selection by Athlon Sports and an All-Big Ten first-team pick by both the coaches and media, Zettel logged career-best totals with 17 tackles-for-loss and 8.0 sacks. Zettel was the only FBS player to rank among the national leaders in sacks and interceptions per game in 2014. Zettel is on a number of different awards watch lists.

PENN STATE MEDIA SERVICES

FOOTBALL CONTACTS

- Kris Petersen**  
Cell: 814-883-4581  
E-mail: kap18@psu.edu  
Twitter: @GoPSUKris
- Greg Campbell**  
Cell: 814-876-0824  
E-mail: gxc35@psu.edu  
Twitter: @SID\_Greg
- Tony Mancuso**  
Cell: 724-456-2326  
E-mail: tdm5000@psu.edu  
Twitter: @GoPSUTony
- Mark Brumbaugh**  
Cell: 814-441-9145  
E-mail: mgb28@psu.edu  
Twitter: @markbrumbaugh

- Asst. AD for Strategic Communications:** Jeff Nelson
- Associate Directors:** Alissa Clendenen, Kris Petersen
- Assistant Directors:** Mark Brumbaugh, Greg Campbell, Pat Donghia, Jeremy Fallis, Tony Mancuso, Will Rottler, Megan Samassa, Arielle Sargent, Jeff Smith
- Admin. Assistants:** Vonda Harpster
- Strategic Communications Office:** 814-865-1757
- Website:** GoPSUsports.com
- Address:** 101D Bryce Jordan Center, University Park, Pa., 16802

**SUNDAY:**  
9 a.m. - Cumulative stats available at GoPSUsports.com.

**MONDAY:**  
10 p.m. - Weekly Release available at GoPSUsports.com.

**TUESDAY:**  
12:40 p.m. - Penn State Weekly Press Conference James Franklin and at least two players available for questions in person and via telephone at Beaver Stadium.

To participate please contact the Strategic Communications Office at 814-865-1757 prior to 11 a.m. ET. Please contact Strategic Communications for FTP information for video/audio from the press conference.

1:28 p.m.: Head coach James Franklin available on the Big Ten weekly teleconference.

**TUESDAY-WEDNESDAY:**  
9 a.m. - 2 p.m. - Player Interviews  
Selected players available via teleconference interviews. For information, please contact Vonda Harpster at PSU Strategic Communications (vkh1@psu.edu; 814-865-1757).

**THURSDAY:**  
TBA: Thursday Assistant Coach Teleconference  
Selected players available via teleconference interviews. For information, please contact Vonda Harpster at PSU Strategic Communications (vkh1@psu.edu; 814-865-1757).

6:05 p.m.: The Penn State Coaches Show at LettermanS in State College (James Franklin).

**SATURDAY:**  
Post-Game: James Franklin and selected players will be available immediately following the game. Please contact Strategic Communications for FTP audio/video information (home games only).

BIG STANDINGS

EAST	BIG TEN		OVERALL		
	W-L	%	W-L	%	vs. T25
Michigan State	2-0	1.000	6-0	1.000	1-0
Ohio State	2-0	1.000	6-0	1.000	0-0
<b>PENN STATE</b>	<b>2-0</b>	<b>1.000</b>	<b>5-1</b>	<b>.833</b>	<b>0-0</b>
Michigan	2-0	1.000	5-1	.833	1-1
Indiana	0-2	.000	4-1	.800	0-1
Rutgers	0-2	.000	2-2	.500	0-1
Maryland	0-2	.000	2-3	.400	0-2
WEST	W-L	%	W-L	%	vs. T25
Iowa	2-0	1.000	6-0	1.000	1-0
Northwestern	1-1	.500	5-1	.833	1-1
Illinois	1-1	.500	4-2	.667	0-1
Wisconsin	1-1	.500	4-2	.667	0-2
Minnesota	1-1	.500	4-2	.667	0-2
Nebraska	0-2	.000	2-4	.333	0-1
Purdue	0-2	.000	1-5	.167	0-1

BIG TEN SCHEDULE (All Times Eastern)

- Saturday, Oct. 17**
- PENN STATE AT OHIO STATE, 8 P.M. (ABC)**
- Iowa at Northwestern, Noon (ABC)
- Purdue at Wisconsin, Noon (BTN)
- Michigan State at Michigan, 3:30 p.m. (ESPN)
- Nebraska at Minnesota, 3:30 p.m. (ESPN2)
- Rutgers at Indiana, 3:30 p.m. (BTN)

BIG TEN MEDIA SERVICES:

**BIG TEN CONFERENCE RELEASE/STATISTICS:** The Big Ten Conference football release, with standings and statistics, is available at www.bigten.org.

**BIG TEN PLAYERS OF THE WEEK:** The Big Ten Conference will be announcing Players of the Week every Monday during the season.

**BIG TEN COACHES TELECONFERENCE:** The Big Ten will conduct a football coaches teleconference every Tuesday during the season, from Sept. 1 to November 24. All 14 head coaches will be available to answer questions for eight minutes. Please contact the Big Ten Communications staff (847-696-1010) for the phone numbers for the teleconference and 24-hour replay.

MONDAY	TUESDAY	WEDNESDAY	THURSDAY	FRIDAY	SATURDAY	SUNDAY
<b>Weekly Release</b> Available by 10 p.m. on GoPSUsports.com	<b>James Franklin Press Conference</b> 12:40 p.m. (ET)  <b>B1G Teleconference</b> 1:28 p.m. (ET)  <b>PSU Player Teleconferences</b>	<b>PSU Player Teleconferences</b>  <b>Practice Availability &amp; James Franklin Post Practice</b> Approx. 6:10 p.m.	<b>Assistant Coach Teleconference</b>  <b>Penn State Coaches Show</b> 6:05 p.m. LettermanS	<b>No Coach/Player Availability</b>	<b>at Ohio State</b> 8 p.m.  ABC/Penn State Sports Network  <b>Ohio Stadium</b>	<b>Updated Statistics Available</b> 9 a.m. GoPSUsports.com





**FRANKLIN FILE**

**Born:** February 2, 1972  
**Hometown:** Langhorne, Pa.  
**Wife:** Fumi  
**Daughters:** Shola & Addison

**Education:**  
 East Stroudsburg, 1995; B.S. in Psychology  
 Washington State, 1999; M.A. in Educational Leadership

**Playing Career:**  
 East Stroudsburg; Quarterback, 1991-94

**Coaching Experience**

2014-pres.	Head Coach	Penn State
2011-13	Head Coach	Vanderbilt
2008-10	Asst HC/Off. Coord./QBs	Maryland
2006-07	Off. Coord./QBs	Kansas State
2005	Wide Receivers	Green Bay Packers
2000-04	Recruiting Coord./WRs	Maryland
1999	Wide Receivers	Idaho State
1998	Grad. Asst./Tight Ends	Washington State
1997	Wide Receivers	James Madison
1996	Grad. Asst./Secondary	East Stroudsburg
1995	Wide Receivers	Kutztown

**BOWL RESULTS**

Year	School	Bowl	Result (Opp.)
2011	Vanderbilt	Liberty	L, 24-31 (Cincinnati)
2012	Vanderbilt	Music City	W, 38-24 (N.C. State)
2013	Vanderbilt	BBVA Compass	W, 32-21 (Houston)
2014	Penn State	Pinstripe	W, 31-30 (Boston College)

**HEAD COACH JAMES FRANKLIN**

Franklin was named the 16th head football coach in the history of the Nittany Lion program on January 11, 2014.

From Langhorne, Pa., Franklin vowed to “Dominate The State” and raise the bar in the team’s academic achievement and community service during his introductory news conference. During his short tenure in Happy Valley, he has electrified Nittany Nation with his passion, vision for the program and ability to recruit premier student-athletes from across the nation. Franklin has assembled a coaching staff featuring a record of success, tremendous chemistry and familiarity with each other, Penn State and the region.

“I can’t tell you how excited I am to come home,” Franklin stated at his introductory press conference. “I grew up watching Penn State football and now to be at the helm of such a storied program is a tremendous honor. It’s important to me to be a part of a University that strives for excellence in everything they do.

“When football student-athletes come to Penn State, they have a unique opportunity to receive a premium education while playing at the highest level of competition.”

Since Day 1, Franklin has reinforced his four core values in an effort to return the Penn State program to national prominence.

The passionate, positive and driven Franklin is in his fifth year as a collegiate head coach, leading his first four squads to a bowl game, earning post-season victories the past three years. He owns a 36-22 career record, with three consecutive winning seasons.

His first season as the Nittany Lions’ head coach began with a final-play 26-24 victory over UCF in Dublin, Ireland in Penn State’s first-ever international game. The 2014 campaign ended with an equally dramatic comeback, a 31-30 overtime win over Boston College in the New Era Pinstripe Bowl in Yankee Stadium. The Nittany Lions overcame a 14-point deficit late in the third quarter, tying the largest comeback in Penn State’s bowl history.

With the Pinstripe Bowl win, Franklin became just the third Penn State coach to lead the team to at least seven wins in his first season, joining Dick Harlow (1915) and Bill O’Brien (2012). In leading the Nittany Lions to a 4-0 start, Franklin also joined Harlow as the only first-year Penn State coaches to win their initial four games.

In February 2015, the Nittany Lions’ highly-regarded class of 25 signees was ranked in the Top 15 nationally by the four major recruiting services.

During Franklin’s first fall semester on campus, the Nittany Lions delivered a record-setting academic performance. The football student-athletes set program records with 25 student-athletes earning Dean’s List recognition (3.5 GPA), 57 players owning a cumulative 3.0 grade-point average (GPA) or higher after the 2014 fall semester and 21 true freshmen posting a 3.0 GPA or better. Additionally, 51 squad members compiled at

least a 3.0 GPA in the fall of 2014, the second-highest semester total in program history. The spring of 2015 saw continued academic success with 51 student-athletes compiling at least a 3.0 GPA, marking the first time in program history with 50 or more 3.0s in a spring semester. Additionally, 18 squad members were at a Dean’s List-level GPA for the spring semester.

Penn State’s 87 percent football graduation figure was second-highest in the Big Ten Conference and No. 5 among all public FBS institutions, according to NCAA data in October 2014. The Nittany Lions’ 87 percent graduation rate was 16 points higher than the 71 percent FBS average.

“We take a great deal of pride in our academic performance and we are committed to a high level of success and achievement in the classroom and on the field,” says Franklin, who is in his 21st year in coaching. “I have been so impressed by the dedication, work ethic and pride our players have demonstrated with all their academic and team responsibilities. We want our players to have the complete student-athlete experience at Penn State!”

From June to December 2014, the Nittany Lions completed a program-record of more than 1,900 total hours of community service. Members of the football program participated in more than 30 community service events, including 23 events from the time training camp started in August. The volunteer events began with the Pennsylvania Special Olympics Summer Games on June 6 and ended on Dec. 26 with a visit to Sloan-Kettering Memorial Hospital in New York. Many squad members also traveled to the Penn State Hershey Children’s Hospital in July, visiting with patients and their families.

The engaging and enthusiastic Franklin is a popular speaker and media interview subject. For the second consecutive year, he was a guest analyst on ESPN’s coverage from the site of college football’s National Championship game, spending a day appearing on various ESPN platforms from Fort Worth, Texas.

This past February, Franklin was the lone college head coach among the speakers and panelists at the prestigious MIT Sloan Sports Analytics Conference in Boston. He was a panelist for the session, “The Formula to Win: College Football Analytics,” which was moderated by CNN anchor/reporter Rachel Nichols.

“Coach Franklin is a great relationship builder and has a tremendous connection with his student-athletes, the Penn State student body and our community,” stated Sandy Barbour, Director of Athletics. “James aptly applies his football expertise and uses his high energy, passionate approach, and ability to listen and learn, to motivate the student-athletes in the program. You can see it in their effort, preparation and ‘never give up’ mentality. Penn State football has outstanding tradition, a really proud past and a very bright future under Coach Franklin’s leadership and I’m excited to see our progress.”

**CAREER RECORD**

Year	School	Overall	Conf.	Of Note
2011	Vanderbilt	6-7	2-6	lost to Cincinnati, 31-24; Liberty Bowl
2012	Vanderbilt	9-4	4-4	No. 23; def. North Carolina State, 38-24; Music City Bowl
2013	Vanderbilt	9-4	5-3	No. 20; def. Houston, 23-21; BBVA Compass Bowl
2014	Penn State	7-6	2-6	def. Boston College, 31-30 (OT); New Era Pinstripe Bowl
2015	Penn State	5-1	2-0	
<b>Total (4 Years)</b>		<b>36-22</b>	<b>15-19</b>	<b>Four Bowl Appearances</b>
<b>Vanderbilt Record (3 Years)</b>		<b>24-15</b>	<b>11-13</b>	<b>Consecutive Top-25 Finishes for 1st Time in VU History</b>
<b>Penn State Record (2 Years)</b>		<b>12-7</b>	<b>4-6</b>	<b>Second Penn State coach to start career 4-0 (Harlow, 1915)</b>



"Our primary focus was to identify someone who shared our commitment to integrity, academics and winning championships," then-Director of Athletics Dave Joyner said at Franklin's introductory news conference. "Coach Franklin is a highly regarded coach and tremendous leader, but more importantly, he shares the same vision for Penn State football that we, and our fans, have for the program. His record shows that he takes great pride in the academic and athletic success of his student-athletes."

"I'm incredibly excited to get to know the students, alumni, and fans who have demonstrated such loyalty to the University as a whole and to the football program in particular," Franklin added. "I've worked my way through every division of football and no other school boasts a fan base like we do. We Are...Penn State!"

Franklin directed Vanderbilt to consecutive Top 25 finishes for the first time in the 124-year history of the program. The Commodores finished the 2013 season No. 24 in the Associated Press poll and No. 23 in the USA Today Coaches survey. The 2012 Vanderbilt squad finished No. 23 and 20, respectively, marking its first AP final ranking since 1948. Franklin's 24 wins tied Dan McGugin for the most by a Vanderbilt coach in his first three seasons.

Franklin led Vanderbilt to a bowl game in each of his three seasons in Nashville, with the last two years resulting in wins over North Carolina State (Music City Bowl) and Houston (BBVA Compass Bowl). The Commodores had played in four bowl games all-time in the 121 seasons prior to his arrival, none in consecutive years.

Vanderbilt has posted four nine-win seasons in program history, with Franklin's last two teams comprising half of the total. Over the last 20 games during the 2012-13 seasons, the Commodores' 16-4 record was second-best in the SEC to Alabama's 17-3 mark.

Franklin inherited a Vanderbilt team that finished 2-10 in both 2009 and 2010, including a 1-15 SEC mark. From 1983-2010, the Commodores had just one winning season (2008) prior to his arrival. His drive, coaching acumen and enthusiasm drove a quick turnaround in Vanderbilt's fortunes, as the team posted a 6-6 regular-season record and earned a berth in the Liberty Bowl during his first season. The 2011 bowl berth was Vanderbilt's second since 1983 and running back Zac Stacy broke the Commodores' season record with 1,193 rushing yards.

The Commodores had a breakthrough campaign in 2012 under Franklin, finishing on a seven-game winning streak (longest since 1948) to post a 9-4 mark, Vanderbilt's most wins in 97 years. A victory at Missouri sparked an 8-1 finish, which included three consecutive SEC road wins for the first time in program history. The Commodores were 5-3 in SEC play, winning five SEC games for the first time since 1935, and posted two shutouts for the first time since 1968. Vanderbilt defeated N.C. State, 38-24, in the Music City Bowl and Franklin was among five finalists for the Bear Bryant National Coach of the Year. Stacy became the first player in Vanderbilt history to rush for 1,000 yards in consecutive seasons, gaining 1,141 yards to finish with a school-record 3,143 yards and 30 rushing touchdowns. Stacy started 12 games and ran for 973 yards and seven touchdowns as a rookie with the St. Louis Rams in 2013. Wide receiver Jordan Matthews broke the Vanderbilt season receiving record with 1,363 yards on 94 catches.

Vanderbilt continued its historic rise under Franklin during the 2013 season, capping a school-record second consecutive 9-4 campaign with a 41-24 win over Houston in the BBVA Compass Bowl. The Commodores defeated Florida, Georgia and Tennessee in the same season for the first time in history, winning in Gainesville and Knoxville. Franklin helped Matthews develop into a two-time All-American and the SEC's career leader in receptions and receiving yardage, having compiled 262 career receptions for 3,759 yards and 24 touchdowns. Matthews broke the

SEC season record with 112 receptions for 1,477 yards and seven touchdowns in 2013, becoming the first SEC receiver to make 100 catches in a season. Tackle Wesley Johnson also earned first-team All-SEC honors from the coaches and the Associated Press.

Franklin began his coaching career as the wide receivers coach at Kutztown (Pa.) University (1995) and was a graduate assistant coach at his alma mater, East Stroudsburg (Pa.) in 1996, working with the secondary. He then was the wide receivers coach at James Madison (1997), a graduate assistant (tight ends) at Washington State in 1998 and the wide receivers coach at Idaho State (1999).

In 2000, Franklin was named the wide receivers coach at Maryland under head coach Ron Vanderlinden, who would go on to coach the Penn State linebackers from 2001-13. Franklin continued in that role under new head coach Ralph Friedgen in 2002 and '03 and helped the Terps to three consecutive 10-win seasons, including an appearance in the 2002 FedEx Orange Bowl. In 2003, Franklin added duties as recruiting coordinator and directed back-to-back recruiting classes ranked in the Top 25 nationally. Franklin and former Nittany Lion head coach Bill O'Brien (running backs) were Maryland assistant coaches in 2003 and '04 under Friedgen.

After five successful years at Maryland, Franklin was named wide receivers coach on Mike Sherman's Green Bay Packers staff in 2005. During that season, Green Bay ranked third in the NFL in receptions (383) and seventh in receiving yards (3,766). Donald Driver was among the top receivers in the NFL, ranking second in receptions and eighth in receiving yards, with a then-career-high 86 catches for 1,221 yards.

Franklin served as the offensive coordinator and quarterbacks coach at Kansas State during the 2006-07 seasons under head coach Ron Prince. In 2006, he helped the Wildcats to their first winning season in four years. Franklin coached quarterback Josh Freeman and oversaw an offense that produced a 3,000-yard passer (Freeman), 1,500-yard receiver (All-American wide receiver Jordy Nelson) and 1,000-yard rusher (James Johnson) during the 2007 season, a first in school history. Freeman would go on to become the Wildcats' highest NFL offensive draft pick since 1954 when the Tampa Bay Buccaneers selected him 17th overall in the 2009 NFL Draft.

Franklin returned to Maryland in 2008 as the assistant head coach and offensive coordinator. He helped the Terrapins to victories in the 2008 Humanitarian Bowl and the 2010 Military Bowl. The 2010 squad was among the national leaders in scoring offense at 32.2 points per game and was led by ACC Rookie of the Year quarterback Danny O'Brien. He threw for 2,438 yards, 22 touchdowns and only eight interceptions in 2010, with All-ACC receiver Torrey Smith making 67 catches for 1,055 yards and 12 scores.

In 1998, Franklin began his participation in the NFL's Minority Coaching Fellowship Program, starting with a stint with the Miami Dolphins and working with Hall of Fame quarterback Dan Marino. Franklin also worked with Donovan McNabb of the Philadelphia Eagles (1999) and Minnesota Vikings (2008) in the NFL program.

Franklin was a four-year letterman at quarterback and a two-time All-PSAC selection at East Stroudsburg. He set seven school records as a senior to earn team MVP honors and was a Harlon Hill Trophy nominee as the NCAA Division II Player of the Year. Among the season records he set were for total offense (3,128 yards), passing yards (2,586) and TD passes (19). Franklin graduated having broken or tied 23 school records.

Franklin graduated from East Stroudsburg in 1995 with a degree in psychology and earned a master's degree in educational leadership from Washington State University. Franklin graduated from Neshaminy High School in Langhorne.

Franklin and his wife, Fumi, have two daughters, Shola and Addison.



## OPPONENT TRACKER



**TEMPLE** *owlsports.com*  
**OVERALL:** 5-0 **AAC:** 2-0  
**THIS WEEK:** host UCF  
**LAST WEEK:** W, 49-10, Tulane

Temple rallied from a first-half deficit to defeat Penn State, 27-10 on Sept. 5...It was Temple's first win over the Nittany Lions in 74 years...Penn State took a 10-0 lead in the first quarter highlighted by an Akeel Lynch 42-yard touchdown run...There were 69,176 fans in attendance at Lincoln Financial Field...Temple's Jahad Thomas rushed for 135 yards and two touchdowns.

**Series Record:** Penn State leads, 39-4-1 **Last Meeting:** Sept. 5, 2015; L, 27-10 - Lincoln Financial Field



**BUFFALO** *ubulls.com*  
**OVERALL:** 2-3 **MAC:** 0-1  
**THIS WEEK:** at Central Michigan  
**LAST WEEK:** Off

Just the third meeting all-time between the two programs...Penn State scored on three consecutive drives starting late in the third quarter to win...In the second half, Penn State gained 202 yards on 31 plays (6.5 avg.), finishing the game with 328 yards...The Nittany Lions have a 24-3 record against the teams in the 2015 alignment of the Mid-American Conference.

**Series Record:** Penn State leads, 2-1 **Last Meeting:** Sept. 12, 2015; W, 27-14 - Beaver Stadium



**RUTGERS** *scarletknights.com*  
**OVERALL:** 2-3 **B1G:** 0-2 (East)  
**THIS WEEK:** at Indiana  
**LAST WEEK:** L, 24-31, Michigan State

PSU has won nine straight vs. RU dating back to 1989 and is 14-2 all-time at home ... PSU has now won both Big Ten meetings between the schools after opening the 2014 Big Ten season with victory against them, as well ... PSU QB Christian Hackenberg had to engineer a comeback drive in 2014 for the win, but in the 2015 matchup, the Nittany Lions scored 21 points in the second quarter to build a comfortable lead.

**Series Record:** Penn State leads, 24-2 **Last Meeting:** Sept. 19, 2015; W, 28-3 - University Park, Pa.



**SAN DIEGO STATE** *goaztecs.com*  
**OVERALL:** 3-3 **MWC:** 2-0  
**THIS WEEK:** at San Jose State  
**LAST WEEK:** W, 28-14, at Hawaii

Just the third Mountain West opponent to play Penn State (Air Force, Utah State)...Penn State is 5-0 in meetings with MWC schools ... San Diego State was Penn State's 155th different opponent all-time ... PSU now 114-33-8 in first meetings with opponents ... The Nittany Lions have a 10-3 record in Beaver Stadium against teams from the Pacific Time Zone, winning their last seven.

**Series Record:** Penn State leads, 1-0 **Last Meeting:** Sept 26, 2015; W, 37-21 - University Park, Pa.



**ARMY** *goarmywestpoint.com*  
**OVERALL:** 1-5  
**THIS WEEK:** host Bucknell  
**LAST WEEK:** L, 3-44, at Duke

Among FBS programs, Army West Point is the fourth-oldest Penn State opponent, with the first meeting coming in 1899...Penn State has won the last 10 meetings, which is the longest active streak for Penn State against an FBS opponent ... First meeting in 36 years between the two programs...Penn State is 7-3 all-time at home vs. the Black Knights...PSU is 36-27-4 all-time vs. the Service Academies.

**Series Record:** Penn State leads, 14-10-2 **Last Meeting:** Oct. 3, 2015; W, 20-14 - Beaver Stadium



**INDIANA** *iuhoosiers.com*  
**OVERALL:** 4-2 **B1G:** 0-2 (East)  
**THIS WEEK:** host Rutgers  
**LAST WEEK:** L, 7-29, at Penn State

A series that began in 1993 when Penn State joined the Big Ten...Nittany Lions improved their home mark vs. Hoosiers to 9-0...Hold an 18-1 mark overall...Indiana was held to seven points for the first time since falling to Penn State, 13-7, on Nov. 8, 2014, a string of nine games...The fewest points the Hoosiers had scored in the stretch was 23.

**Series Record:** Penn State leads, 18-1 **Last Meeting:** Oct. 10, 2015; W, 29-7 - University Park, Pa.



**OHIO STATE** *ohiostatebuckeyes.com*  
**OVERALL:** 6-0 **B1G:** 2-0 (East)  
**THIS WEEK:** host Penn State  
**LAST WEEK:** W, 49-28, Maryland

Two programs first met in 1912 and have played every year since Penn State joined the Big Ten...Last Penn State win in Columbus came on Nov. 19, 2011, a 20-14 victory...PSU rallied from 17-0 deficit to force overtime last season, eventually falling in 2OT...Anthony Zettel returned INT 40 yards for a TD...Saeed Blacknall hauled in leaping TD catch...Christian Hackenberg led game-tying FG drive in final 2:58 of regulation.

**Series Record:** Ohio State leads, 17-13 **Last Meeting:** Oct. 25, 2014; L, 31-24 (2OT) - Beaver Stadium



**MARYLAND** *umterps.com*  
**OVERALL:** 2-4 **B1G:** 0-2 (East)  
**THIS WEEK:** Off  
**LAST WEEK:** L, 28-49, at Ohio State

Regional foes meet for second time as B1G opponents at the home of the Baltimore Ravens...Will be fourth neutral site meeting between PSU and UMD, with the first three coming at Memorial Stadium in Baltimore...Penn State is 2-0-1 in neutral site games vs. Maryland...Nittany Lions are 14-1-1 away from home vs. the Terrapins...Marcus Allen made 11 stops vs. Terps last season to help limit them to just 194 yards of total offense.

**Series Record:** Penn State leads, 35-2-1 **Last Meeting:** Nov. 1, 2014; L, 20-19 - Beaver Stadium



**ILLINOIS** *fightingillini.com*  
**OVERALL:** 4-2 **B1G:** 1-1 (West)  
**THIS WEEK:** host Wisconsin  
**LAST WEEK:** L, 20-29, at Iowa

Penn State is 8-1 all-time at home vs. Illinois...Only home loss came in 2010 (33-13)...Three of last four meetings decided by seven points or less...Last home meeting: W, 24-14 (OT)...Kyle Carter caught GW TD pass from Hackenberg & Keiser capped victory game-ending INT on ILL first play of OT...Akeel Lynch rushed for 137 yards and one TD in 2014 meeting, but PSU fell on late ILL field goal.

**Series Record:** Penn State leads, 17-5 **Last Meeting:** Nov. 22, 2014; L, 16-14 - Champaign, Ill.



**NORTHWESTERN** *nusports.com*  
**OVERALL:** 5-1 **B1G:** 1-1 (West)  
**THIS WEEK:** host Iowa  
**LAST WEEK:** L, 0-38, at Michigan

Nittany Lions travel to Evanston for the first time since a 34-24 victory on Oct. 22, 2011...Penn State is 6-2 all-time on the road vs. the Wildcats...PSU has scored 30-plus points in six of its last seven vs. NW...Penn State has won three straight road games vs. Northwestern...In 2011, Matt McGloin threw for 192 yards and two TD, including a 45-yard TD pass to Devon Smith in a 34-24 win at NW...Team rushed for 189 yards in victory.

**Series Record:** Penn State leads, 13-4 **Last Meeting:** Sept. 27, 2014; L, 29-6 - Beaver Stadium



**MICHIGAN** *mgoblue.com*  
**OVERALL:** 5-1 **B1G:** 2-0 (East)  
**THIS WEEK:** host Michigan State  
**LAST WEEK:** W, 38-0, Northwestern

The last two meetings between PSU and UM have been decided by eight total points...Last meeting at Beaver Stadium was a 43-40 victory for the Nittany Lions...The meeting took four overtimes to decide a winner, marking the longest game in Big Ten history...DaeSean Hamilton caught his first career touchdown pass in last season's contest...Anthony Zettel has nabbed an interception in each of the last two games vs. the Wolverines.

**Series Record:** Michigan leads, 11-7 **Last Meeting:** Oct. 11, 2014; L, 18-13 - Ann Arbor, Mich.



**MICHIGAN STATE** *msuspartans.com*  
**OVERALL:** 6-0 **B1G:** 2-0 (East)  
**THIS WEEK:** at Michigan  
**LAST WEEK:** W, 31-24, Rutgers

Penn State and Michigan State have played in 19 of Penn State's 22 B1G seasons and 29 times overall...The two schools didn't play from 2011-13...13 of Penn State's 14 wins in the series have come as B1G competitors...This will be PSU's first trip to East Lansing since a 42-14 win on Nov. 21, 2009...Penn State was the only school to hold Michigan State to under 300 yards of total offense in 2014.

**Series Record:** Series tied, 14-14-1 **Last Meeting:** Nov. 29, 2014; L, 34-10 - Beaver Stadium

Home Game

Away Game

Neutral Site Game



**GAME 6**

**INDIANA 7** **vs.** **29 PENN STATE**

BEAVER STADIUM  
ESPN  
OCT. 10, 2015  
ATTN: 97,873



**GAME RECAPS**

**UNIVERSITY PARK, Pa.** - Penn State quarterback Christian Hackenberg accounted for all four touchdowns and became the second player in school history to surpass 7,000 career passing yards, as he led the Nittany Lions past Indiana, 29-7, in Big Ten football action on a sunny Saturday afternoon in Beaver Stadium.

The Penn State defense held Indiana's league-leading offense, which was averaging 498.2 yards per game entering the contest, to just 234 yards and a first-quarter touchdown. Defensive end Carl Nassib registered two sacks and two forced fumbles, as the Lions totaled four sacks - one more than Indiana had allowed prior all season. Defensive tackle Austin Johnson also recorded a sack and was one of three Lions with nine tackles.

Hackenberg used both his arm and his legs to move the ball downfield. He completed 21-of-39 passing attempts for 262 yards and two touchdowns, while setting career-highs rushing with two more touchdowns, 21 yards and a career-best 22-yard run. Wide receiver Chris Godwin was his top target with four catches for 14 yards, while fellow receivers DaeSean Hamilton and Brandon Polk both caught 39-yard touchdown passes. Hackenberg targeted eight different receivers in the contest.

The Lions used seven different ball carriers to total 154 yards rushing on 32 attempts. Nick Scott and Mark Allen had eight carries each, with Scott totaling a career-best 57 yards and Mark Allen totaling a career-best 45.

Indiana quarterback Zander Diamont led the Hoosiers in the air with nine completions on 17 attempts for 90 yards, and also led on the ground with 11 rushes for 38 yards and the team's lone touchdown. However, he left the game in the third quarter and freshman Danny Cameron completed 6-of-16 passes for 65 yards with one interception in relief. Ricky Jones was the game's leading receiver with five catches for 59 yards.

Marcus Oliver paced the Indiana defense with a game-high 13 tackles, while Nick Mangieri and Zack Shaw recorded two sacks each.

Hackenberg did most of his damage in the first half, throwing for two touchdowns and rushing for one. He completed 12-of-23 passing attempts for 186 yards, while rushing five times for 28 yards.

Both teams scored touchdowns in the first quarter. Penn State struck first on its third offensive drive, taking advantage of an Indiana personal foul that negated a lost fumble on third-and-10 from Penn State's own 36.

The penalty moved the Nittany Lions to the Indiana 49, and they scored two plays later. Hackenberg threw a short pass to Scott out of the backfield for 10 yards, and then Polk used his speed to get behind the Hoosiers' secondary

for a 39-yard touchdown reception - the first of his career - with 7:35 remaining in the first quarter

Indiana would answer on its ensuing possession, driving 65 yards on eight plays for a game-tying touchdown. Diamont moved Indiana into Penn State territory with a 10-yard rush, and then after a rushing attempt for no gain, connected on passes of 14 and 17 yards on consecutive plays to reach the PSU 12. He called his own number on the next play and rushed to the right for a touchdown with 4:11 remaining in the quarter.

Indiana caught Penn State off guard with an onside kick and kept the ball on offense, but the Nittany Lion defense forced a three-and-out - one of six on the day. Penn State took over at its own 7 and drove 50 yards on seven plays into Hoosier territory, but Mark Allen failed to hold on to a hand off and fumbled the ball away with four seconds remaining in the opening quarter for the Lions' first lost fumble on offense this season.

Penn State's defense continued to hold, and the Lion offense found the end zone again on its second drive of the second quarter after starting at its own 20. Mark Allen rushed for a career long 28 yards, and Hackenberg connected with Godwin for 14 yards to the IU 38-yard line. Allen lost a yard on his next carry, but Hackenberg found Hamilton down the right side for a 39-yard touchdown completion with 5:40 remaining in the half. The extra point attempt was no good, giving Penn State a 13-7 lead.

After an Indiana three-and-out, highlighted by Johnson's sack for a loss of 10 yards, Hackenberg used his legs to key Penn State's next touchdown drive. Hackenberg used a 9-yard rush to advance to Indiana's 35 and, one play later, a 22-yard rush to Indiana's 6. One play later from the 1, he ran around the right end untouched into the end zone with 36 seconds remaining in the half. The extra point try attempt failed again, and Penn State took a 19-7 lead into the halftime break.

The defenses ruled the third quarter, as Penn State was held to just 29 yards and Indiana was unable to get into scoring range despite 118 yards of offense. Indiana regained possession late in the third after a Penn State three-and-out, but cornerback John Reid intercepted a dropped pass at the Penn State 48. The play led to a seven-play, 52-yard touchdown drive that Hackenberg capped with a 5-yard run and dive into the end zone. A 21-yard completion to Kyle Carter on third-and-3 from the Indiana 45 kept the drive going.

A 30-yard field goal for Penn State from Tyler Davis in the fourth quarter resulted in the final margin.

**SCORING SUMMARY**

	1	2	3	4	OT	F
<b>IND</b>	7	0	0	0	-	<b>7</b>
<b>PSU</b>	7	12	0	10	-	<b>29</b>

1st	7:35	PSU	4-64/1:06/0-7
		Brandon Polk 39 yd pass from Hackenberg (Julius kick)	
	4:11	IND	8-65/3:24/7-7
		Zander Diamont 12 yd run (Oakes kick)	
2nd	5:40	PSU	4-80/2:02/7-13
		DaeSean Hamilton 39 yd pass from Hackenberg (kick failed)	
	0:36	PSU	7-62/3:08/7-19
		Christian Hackenberg 1 yd run (kick failed)	
4th	10:37	PSU	7-52/3:51/7-26
		Christian Hackenberg 5 yd run (Davis kick)	
	5:33	PSU	7-15/3:33/7-29
		Tyler Davis 30 yd field goal	

**TEAM STATS**

	IND	PSU
First Downs	14	22
Rushing Yards	79	154
Passing Yards	155	266
Passing (C-A-Int)	15-33-1	22-40-0
Total Offense	234	420
Plays	66	72
Fumbles (#-Lost)	2-0	1-1
Penalties (#-Yards)	8-65	3-30
Possession Time	24:25	35:35
3rd-Down Conv.	3-16	5-14
Red-Zone	1-1	3-3
Touchdowns	1	2
Field goals	0	1

**OTHER**

Time of Game	3:17
Indiana	4-2, 0-2 Big Ten
Penn State	5-1, 2-0 Big Ten

**INDIVIDUAL STATISTICS**

**RUSHING**

Indiana-Diamont, Zander 11-38; Redding, Devine 13-32; Wilson, Andrew 5-12; Rodriguez, Alex 2-6; Majette, Mike 1-4; Cameron, Danny 1-minus 13.

Penn State-Penn State-Scott, Nick 8-57; Allen, Mark 8-45; Hackenberg, Christian 9-21; Thompkins, DeAndre 2-11; Thomas, Johnathan 2-9; Johnson, Brandon 2-6; McSorley, Trace 1-5.

**PASSING**

Indiana-Diamont, Zander 9-17-0-90; Cameron, Danny 6-16-1-65.

Penn State-Hackenberg, Christian 21-39-0-262; McSorley, Trace 1-1-0-4.

**RECEIVING**

Indiana-Jones, Ricky 5-59; Paige, Mitchell 3-15; Griffith, Isaac 2-31; Fuchs, Jordan 1-20; Corsaro, A. 1-13; Redding, Devine 1-7; Cobbs, Simmie 1-5; Westbrook, Nick 1-5.

Penn State-Godwin, Chris 4-41; Lewis, Geno 3-39; Carter, Kyle 3-30; Scott, Nick 3-21; Hamilton, DaeSean 2-49; Polk, Brandon 2-46; Gesicki, Mike 2-21; Allen, Mark 2-15; Garrity, Gregg 1-4.

**TOP TACKLERS (T-UA-A)**

Indiana-Oliver, Marcus 13-6-7; Shaw, Zack 6-3-3; Crawford, J. 5-4-1; Brown, Andre 5-3-2; Dutra.

Penn State-Johnson, Austin 9-4-5; Allen, Marcus 9-4-5; Cabinda, Jason 9-4-5; Lucas, Jordan 7-5-2; Sickels, Garrett 5-1-4; Campbell, Christian 5-1-4; Nassib, Carl 4-4-0.

**NATIONAL POLLS**

**AP TOP 25 (Week 7)**

1. Ohio State(27)	6-0	1411
2. Baylor(13)	5-0	1390
3. TCU(3)	6-0	1354
4. Utah(16)	5-0	1350
5. Clemson(1)	5-0	1260
6. LSU	5-0	1231
7. Michigan State	6-0	1139
8. Florida	6-0	1075
9. Texas A&M(1)	5-0	1046
10. Alabama	5-1	1034
11. Florida State	5-0	937
12. Michigan	5-1	894
13. Ole Miss	5-1	803
14. Notre Dame	5-1	766
15. Stanford	4-1	662
16. Oklahoma State	6-0	614
17. Iowa	6-0	520
18. UCLA	4-1	487
19. Oklahoma	4-1	342
20. Northwestern	5-1	317
21. Boise State	5-1	260
22. Toledo	5-0	237
23. California	5-1	204
24. Houston	5-0	121
25. Duke	5-1	114

Others receiving votes: Temple 96, Memphis 59, Arizona State 27, Mississippi State 19, Georgia 16, Texas Tech 10, BYU 8, Western Kentucky 5, USC 5, Kentucky 4, Penn State 4, Navy 3, North Carolina 1.

**USA TODAY COACHES TOP 25 (Week 7)**

1. Ohio State(47)	6-0	1547
2. Baylor(8)	5-0	1463
3. TCU(5)	6-0	1441
4. Michigan State(1)	6-0	1358
5. LSU(1)	5-0	1288
6. Clemson	5-0	1245
7. Utah(1)	5-0	1239
8. Florida State	5-0	1080
9. Alabama	5-1	1052
10. Texas A&M	5-0	1028
11. Florida	6-0	1001
12. Ole Miss	5-1	837
13. Notre Dame	5-1	786
14. Michigan	5-1	760
15. Oklahoma State	6-0	689
16. Stanford	4-1	677
17. Iowa	6-0	525
18. UCLA	4-1	466
19. Oklahoma	4-1	432
20. Boise State	5-1	321
21. Northwestern	5-1	242
22. Memphis	5-0	185
23. California	5-1	174
24. Duke	5-1	154
25. Toledo	5-0	149

Others receiving votes: Houston 75, Temple 71, Georgia 61, Arizona State 33, Mississippi State 21, Wisconsin 20, Kentucky 13, Kansas State 11, Penn State 6, USC 4, Texas 4, Texas Tech 4, West Virginia 3, North Carolina 3, Washington 2, Navy 2, Tennessee 1, Illinois 1, Arizona 1.

**COLLEGE FOOTBALL PLAYOFF**

Rankings Calendar for 2015  
 - November 3  
 - November 10  
 - November 17  
 - November 24  
 - December 1  
 - December 6 (Selection Day and Playoff Semifinal teams announced)

2015 Opponents in Bold

**PENN STATE IN THE POLLS**

Date	AP	COACHES
Preseason	RV	RV
Week 2 (9/8)	--	--
Week 3 (9/13)	--	--
Week 4 (9/20)	--	--
Week 5 (9/27)	--	--
Week 6 (10/4)	--	--
Week 7 (10/11)	RV	RV
Week 8 (10/18)	--	--
Week 9 (10/25)	--	--
Week 10 (11/1)	--	--
Week 11 (11/8)	--	--
Week 12 (11/15)	--	--
Week 13 (11/22)	--	--
Week 14 (11/29)	--	--
Week 15 (12/6)	--	--
Week 16 (Pre Bowls)	--	--

**FUTURE SCHEDULES**

**2016 Schedule**

Sept. 3	.....	KENT STATE
Sept. 10	.....	at Pittsburgh
Sept. 17	.....	TEMPLE
Oct. 1	.....	MINNESOTA*
Oct. 8	.....	MARYLAND*
Oct. 15	.....	at Michigan*
Oct. 22	.....	OHIO STATE*
Oct. 29	.....	at Purdue*
Nov. 5	.....	IOWA*
Nov. 12	.....	at Indiana*
Nov. 19	.....	at Rutgers*
Nov. 26	.....	MICHIGAN STATE*

**2017 Schedule**

Sept. 2	.....	AKRON
Sept. 9	.....	PITTSBURGH
Sept. 16	.....	GEORGIA STATE
Sept. 30	.....	INDIANA*
Oct. 7	.....	at Northwestern*
Oct. 14	.....	at Iowa*
Oct. 21	.....	MICHIGAN*
Oct. 28	.....	at Ohio State*
Nov. 4	.....	at Michigan State*
Nov. 11	.....	RUTGERS*
Nov. 18	.....	NEBRASKA*
Nov. 25	.....	at Maryland*

**2018 Schedule**

Sept. 1	.....	APPALACHIAN STATE
Sept. 8	.....	at Pittsburgh
Sept. 15	.....	KENT STATE
Sept. 22	.....	at Illinois*
Sept. 29	.....	OHIO STATE*
Oct. 13	.....	MICHIGAN STATE*
Oct. 20	.....	at Indiana*
Oct. 27	.....	IOWA*
Nov. 3	.....	at Michigan*
Nov. 10	.....	WISCONSIN*
Nov. 17	.....	at Rutgers*
Nov. 24	.....	MARYLAND*

**2019 Schedule\***

Aug. 31	.....	IDAHO
Sept. 7	.....	TBA
Sept. 14	.....	PITTSBURGH
Sept. 21	.....	TBA
Sept. 28	.....	at Maryland*
Oct. 5	.....	PURDUE*
Oct. 12	.....	at Iowa*
Oct. 19	.....	MICHIGAN*
Oct. 26	.....	at Michigan State*
Nov. 9	.....	at Minnesota*
Nov. 16	.....	INDIANA*
Nov. 23	.....	at Ohio State*
Nov. 30	.....	RUTGERS*

\*One non-conference game to be scheduled



**SERIES NOTES**

**OHIO STATE HEAD COACH URBAN MEYER**

- Urban Meyer is in his fourth season as the Ohio State head coach. Meyer began his coaching career as the tight ends coach for the Buckeyes in 1986.
- Other head coaching stops have included Bowling Green (2001-02), Utah (2003-04), Florida (2005-10).
- This will be Meyer's fifth match up against Penn State, as his Florida team beat the Nitnany Lions in the 2011 Outback Bowl, 37-24.
- He has won three National Championships, guiding Florida in 2006 and 2008, and Ohio State last season.
- Meyer was an ESPN analyst for Penn State's home game with Iowa on Oct. 8, 2011.
- He is a 1986 graduate of the University of Cincinnati.

**STORIED PROGRAMS MEET ON GRIDIRON**

Penn State and Ohio State are among the nation's premier football programs:

- Penn State and Ohio State both rank among the top-eight programs in winning percentage and total victories in NCAA history.
- Penn State is tied for third nationally with its 28 bowl victories, while Ohio State has 21 bowl wins. The teams are tied for ninth nationally with 45 bowl appearances.
- Four of the top-12 winningest programs in NCAA history are from the Big Ten.
- Penn State sits No. 10 in winning percentage (.688) and tied for No. 7 in all-time victories (854).
- Ohio State sits at No. 5 with 869 victories and No. 4 with an all-time winning percentage of .722.
- The Nitnany Lions and Buckeyes are also among the most ranked teams in NCAA history, according to the AP poll (since 1936).
- Ohio State has spent 102 weeks ranked No. 1 in the AP Poll (1st all-time) and Penn State has earned the No. 1 ranking by the AP on 21 occasions (T-15th all-time). *(Not including preseason rankings)*
- Penn State's 591 weeks ranked among the AP Top-25 rank ninth all-time, while Ohio State's 844 weeks are the most in NCAA history.

**SCOUTING THE BUCKEYES**

- The top-ranked team all season, Ohio State is undefeated through six games, including Big Ten contests at Indiana (34-27) and vs. Maryland (49-28).
- The Buckeyes lead the Big Ten averaging 36.8 points per game and 460.0 yards of total offense. Their 300.2 yards of total defense per game ranks fifth.
- Ezekiel Elliot leads the conference and ranks 11th nationally with 159.7 rushing yards per game.
- Michael Thomas is among the Big Ten's top WR with four TDs and 4.5 catches for 66.5 yards per game.
- Ohio State is also a scoring threat on defense as one of 11 teams tops nationally with three defensive scores.

**TOP PERFORMANCES - PENN STATE**

Rushing	
Eric McCoo	22 for 211 yds (*99)
Curtis Enis	23 for 211 yds, 1 TD (*97)

Passing	
Christian Hackenberg	31-of-49, 224 yds, 1 TD (*14)
Matt McGloin	27-of-45, 327 yds, 2 TD (*12)
Zack Mills	17-of-32, 280 yds, 2 TD (*01)
Kerry Collins	19-of-23, 265 yds (*94)

Receiving	
DaeSean Hamilton	14 for 126 yds (*14)
Allen Robinson	12 for 173 yds, 1 TD (*13)
Graham Zug	7 for 96 yds (*09)
Bobby Engram	6 for 102 yds, 1 TD (*94)

**TOP PERFORMANCES - OHIO STATE**

Rushing	
Ezekiel Elliott	26 for 119 yds, 1 TD (*14)
J.T. Barrett	20 for 75 yds, 2 TD (*14)
Braxton Miller	25 for 134 yds, 2 TD (*12)
Dan Herron	21 for 190 yds, 1 TD (*10)
Jeff Logan	25 for 160 yds (*76)

Passing	
Joe Germaine	29-of-43, 378 yds, 2 TD (*97)

Receiving	
David Boston	14 for 153 yds, 1 TD (*97)
Terry Glenn	9 for 175 yds, 2 TD (*95)

**SERIES RECORD**

Penn State and Ohio State first met in 1912 and met a total of eight times before Penn State joined the Big Ten for the 1993 season. The two teams have met annually since. The last Penn State win in Columbus came on Nov. 19, 2011, a 20-14 victory. Last season, PSU rallied from a 17-0 deficit to force overtime, eventually falling in the second overtime period. The Buckeyes have taken a 17-13 lead in the series after winning the last three contests.

Year	Site	Result
1912	Away	Penn State, 37-0
1956	Away	Penn State, 7-6
1963	Away	Penn State, 10-7
1964	Away	Penn State, 27-0
1975	Away	Ohio State, 17-9
1976	Home	Ohio State, 12-7
1978	Away	Penn State, 19-0
1980	Away	Penn State, 31-19
1993	Away	Ohio State, 24-6
1994	Home	Penn State, 63-14
1995	Home	Ohio State, 28-25
1996	Away	Ohio State, 38-7
1997	Home	Penn State 31-27
1998	Away	Ohio State, 28-9
1999	Home	Penn State, 23-10
2000	Away	Ohio State, 45-6
2001	Home	Penn State, 29-27
2002	Away	Ohio State, 13-7
2003	Home	Ohio State, 21-20
2004	Away	Ohio State, 21-10
2005	Home	Penn State, 17-10
2006	Away	Ohio State, 28-6
2007	Home	Ohio State, 37-17
2008	Away	Penn State, 13-6
2009	Home	Ohio State, 24-7
2010	Away	Ohio State, 34-14
2011	Away	Penn State, 20-14
2012	Home	Ohio State, 35-23
2013	Away	Ohio State, 63-14
2014	Home	Ohio State, 31-24 (2OT)

**LAST MEETING**

**FOOTBALL DROPS THRILLER TO NO. 13 OHIO STATE IN DOUBLE OVERTIME**

The packed Penn State White Out crowd of 107,895 watched Mike Hull and Anthony Zettel pace a fantastic Penn State defensive effort as the Nitnany Lions battled No. 13 Ohio State in a double overtime thriller. The Buckeyes used a four-yard run from J.T. Barrett in the second overtime to secure a 31-24 victory.

Hull made a career-high 19 tackles, including 2.5 for a loss, and nabbed his second career interception to lead the defensive effort. Zettel grabbed his second interception of the season and returned it 40 yards for the first touchdown of his career. He also notched a 3-yard sack and another tackle.

DaeSean Hamilton broke the Penn State single-game record for receptions with 14 catches for 126 yards. Christian Hackenberg was 31-for-49 for 224 yards and a touchdown.

Ohio State opened a 17-0 lead in the first half, as Ezekiel Elliot scored on a 10-yard run and a 7-0 lead for the Buckeyes less than five minutes into the game. The Ohio State lead extended to 10-0 after a field goal with 11:07 left in the second quarter. A 1-yard pass from J.T. Barrett to Jeff Heurman made it 17-0 OSU with 3:58 remaining in the opening half.

The Buckeyes opened the second half, but Zettel intercepted Barrett and returned it 40 yards for the touchdown to make it a 17-7 game with 13:37 remaining in the third quarter. Later in the third, Hull nabbed his first interception of the season and second of his career to jump start the Penn State offense and the sold out Beaver Stadium crowd. On the ensuing drive Hackenberg found Saeed Blacknall for a 24-yard over-the-shoulder catch for his first career touchdown to cut the deficit to three with 11:08 left in the contest.

The Penn State defense held strong as the clock wound down in the fourth quarter and forced a punt with 2:58 remaining. Hackenberg came out strong and marched the Lions down the field in an 18-play drive, going 9-of-13 for 63 yards with two rushes for six yards to put Penn State in field goal position. Ficken connected on a 31-yard field goal to cap the drive with nine seconds remaining to tie the game at 17-17.

In the first overtime, a 2-yard run by Bill Belton for a touchdown gave Penn State its first lead, 24-17. The Buckeyes responded with a 5-yard TD run by Barrett to force a second overtime period. It took just three plays for the Buckeyes, who started from the 12-yard line after a penalty, to score on Barrett's run and take a 31-24 lead. Penn State advanced the ball five yards on its possession, but a sack of Hackenberg on fourth down and sealed the win for the Buckeyes.



**TEAM STATISTICS**

	OSU	PSU
First Downs	19	20
Rushing Yards	219	16
Passing Yards	74	11-224
Passing (C-A-Int)	19-12-2	50-31-2
Total Offense	293	240
Plays	76	81
Fumbles (#-Lost)	1-0	1-0
Penalties (#-Yards)	8-70	4-42
Possession Time	34:33	25:27
3rd Down Conv.	7-18	8-18
Red-Zone	5-5	2-3
Touchdowns	4	1
Field Goals	1	1

**GAME LEADERS**

\* Top performers from each school based on yardage.

**PENN STATE**

Rushing	
Lynch, Akeel	13 for 38 yds
Bill Belton	9 for 8 yds, 1 TD

Passing	
Christian Hackenberg	31-of-49 for 224 yds 1 TD/2 INT

Receiving	
DaeSean Hamilton	14 for 126 yds
Saeed Blacknall	4 for 34 yds, 1 TD

Tackles (U-A-Total)	
Mike Hull	7-12-19
Brandon Bell	5-8-13

**OHIO STATE**

Rushing	
Ezekiel Elliott	26 for 119 yds, 1 TD
J.T. Barrett	20 for 75 yds, 2 TD

Passing	
J.T. Barrett	12-of-19 for 74 yds 1 TD/2 INT

Receiving	
Jeff Heurman	3 for 19 yds, 1 TD
Jalin Marshall	2 for 9 yds

Tackles (U-A-Total)	
Joshua Perry	12-6-18
Tyvis Powell	5-2-7

**OTHER**

Date	Oct. 25, 2014
Location	University Park, Pa.
Stadium	Beaver Stadium
Attendance	107,895
Time of Game	8:14 pm
Penn State	4-3, 1-3 Big Ten
Ohio State	6-1, 3-0 Big Ten

RECORD BREAKDOWN

Overall Record	5-1
Day Games	4-1
Night Games (6 p.m. or later)	1-0
TV Games	5-1
ABC	0-0
ESPN	1-1
ESPN2	1-0
ESPNU	1-0
BTN	2-0
Scoring First	5-1
Opponent Scoring First	0-0
Leading at the Half	5-1
Trailing at the Half	0-0
Tied at the Half	0-0
Leading after Third Qtr.	5-0
Trailing after Third Qtr.	0-1
Tied after Third Qtr.	0-0
Overtime Games	0-0
Scoring less than 20 pts.	0-1
Scoring 20-29 points	4-0
Scoring 30-39 Points	1-0
Scoring 40+ Points	0-0
Allowing 10 points or less	2-0
Allowing 11-20 points	2-0
Allowing 21-30 points	1-1
Allowing 31+ points	0-0
Rushing for less than 100 yds	1-1
Rushing for 100-199 yds	2-0
Rushing for 200-299 yds	1-0
Rushing for 300+ yds	1-0
Passing for less than 200 yds	3-1
Passing for 200-299 yds	1-0
Passing for 300-399 yds	1-0
Passing for 400+ yds	0-0
Totalling less than 300 yds total offense	1-1
300-399 yds of total offense	1-0
400-499 yds of total offense	3-0
500+ yds of total offense	0-0
Allowing less than 100 yds rushing	3-0
Allowing more than 100 yds rushing	2-1
Allowing less than 300 yds total offense	5-0
Allowing 300+ yds total offense	0-1
Having a 100-yd rusher	2-0
Having two 100-yd rushers	1-0
Not having a 100-yd rusher	3-1
Opp. having a 100-yd rusher	0-1
No turnovers	2-0
Less than 3 turnovers	5-1
3+ turnovers	0-0
No takeaways	0-0
1 or 2 takeaways	2-1
3 or more takeaways	3-0
More than 30:00 of possession	2-0
Less than 30:00 of possession	3-1

PENN STATE'S WINS VS. LOSSES (AVG.)

	Wins	Losses
Points Scored	28.2	10.0
First Downs	17	9.0
Total Offense	376.6	180.0
Rushing Yards	172.8	77.0
Passing Yards	203.8	103.0
Time of Possession	31:09	23:45
3rd Down Conv. Pct.	24-of-71 (.338)	2-of-13 (.154)
Points Allowed	11.8	27.0
Total Offense Allowed	267.4	317.0
Rushing Yds Allowed	110.6	149.0
Passing Yds Allowed	156.8	168.0

OHIO STATE NOTES

LIONS GET CRACK AT NO. 1

- Penn State will be facing the nation's top-ranked team for the first time since a 2010 meeting at Alabama.
- Penn State has faced a top-ranked Ohio State team three times (1998, 2006, 2007), with the Buckeyes prevailing in all three.
- The Nittany Lions are 4-11 against the nation's No. 1 team all-time.
- Two of the Lions' wins over No. 1 came in National Championship bowl games, with the Nittany Lions winning both -- the 1983 Sugar Bowl over Georgia and the 1987 Fiesta Bowl over Miami (Fla.).
- The Nittany Lions' other two wins over No. 1 came in regular season games at Pitt (1981) and Notre Dame (1990).

Year	PSU Rk	Opponent	Result
1937	NR	at Pittsburgh	L, 7-28
1952	NR	at Michigan State	L, 7-34
1966	NR	at Michigan State	L, 8-42
1976	NR	at Pittsburgh	L, 7-24
1981	11	at Pittsburgh	W, 48-14
1982	2	vs. Georgia (Sugar Bowl)	W, 27-23
1983	NR	vs. Nebraska (Kickoff Cl.)	L, 6-44
1986	2	vs. Miami (Fiesta Bowl)	W, 14-10
1988	NR	at Notre Dame	L, 3-21
1989	17	Notre Dame	L, 23-34
1990	18	Notre Dame	W, 24-21
<b>1998</b>	<b>7</b>	<b>at Ohio State</b>	<b>L, 9-28</b>
<b>2006</b>	<b>24</b>	<b>at Ohio State</b>	<b>L, 6-28</b>
<b>2007</b>	<b>24</b>	<b>Ohio State</b>	<b>L, 17-37</b>
2010	18	at Alabama	L, 3-24

PENN STATE VS. THE DEFENDING CHAMPS

- The 2015 season slate marks the 24th in Penn State's history to feature the previous season's National Champion (PSU faced both split champions in 1897.) The Ohio State game will be the 25th against a defending National Champion.
- Penn State is 5-16-3 all-time against defending National Champions, and 3-6 since 1971.
- 17 of those games have been on the road and two at neutral sites.
- Penn State last faced a defending champ in 2010 when it visited Alabama, falling 24-3.
- Penn State hosted Ohio State following its 2002 national title, and the Buckeyes rallied from behind to steal a 21-20 victory in Beaver Stadium.
- The Nittany Lions enjoyed their greatest success against defending champs from 1971-91, defeating three of four.
- The Lions' last win over a defending champion was in the 1991 season opener against Georgia Tech, a 34-22 victory in Giants Stadium.

Year	Opponent	Result
1896	at Penn	L, 0-27
1897	at Lafayette	L, 0-24
1897	at Princeton	L, 0-34
1898	at Penn	L, 0-40
1901	at Yale	L, 0-22
1909	at Penn	T, 3-3
1911	at Pittsburgh	W, 3-0
1913	at Harvard	L, 0-29
1914	at Harvard	T, 13-13
1917	at Pittsburgh	L, 6-28
1919	at Pittsburgh	W, 20-0
1925	Notre Dame	T, 0-0
1938	at Pittsburgh	L, 0-26
1960	at Syracuse	L, 15-21
1966	at Michigan State	L, 8-42
1971	vs. Texas (Cotton Bowl)	W, 30-6
1977	at Pittsburgh	W, 15-13
1989	Notre Dame	L, 23-34
1991	vs. Georgia Tech	W, 34-22
1992	Miami (Fla.)	L, 14-17
1997	Florida	L, 6-21
1998	at Michigan	L, 0-27
<b>2003</b>	<b>Ohio State</b>	<b>L, 20-21</b>
2010	at Alabama	L, 3-24

PENN STATE VS. BIG TEN

Penn State owns a 190-94-3 mark against Big Ten Conference teams since the Nittany Lions first opposed Ohio State in 1912.

The Nittany Lions began play as a member of the Big Ten Conference in 1993 and have a 111-67 mark.

Prior to joining the conference, Penn State played 107 games vs. the current Big Ten alignment and was 79-25-3 in those games.

Maryland and Rutgers joined the Big Ten on July 1, 2014.

Opponent	Record	1st Meeting		Last Meeting	
		Year	Score	Year	Score
Illinois	17-5	1954	2014		
Indiana	18-1	1993	2015		
Iowa	13-12	1930	2012		
Maryland	35-2-1	1917	2014		
Michigan	7-11	1993	2014		
Michigan State	14-14-1	1914	2014		
Minnesota	8-5	1993	2013		
Nebraska	7-9	1920	2013		
Northwestern	13-4	1993	2014		
<b>Ohio State</b>	<b>13-17</b>	<b>1912</b>	<b>2014</b>		
Purdue	13-3-1	1951	2013		
Rutgers	24-2	1918	2015		
Wisconsin	8-9	1953	2013		

PENN STATE-OHIO STATE CONNECTIONS

- Penn State freshman T **Chance Sorrell** protected Ohio State redshirt freshman HB Jain Marshall when he was the quarterback at Middletown (Ohio) High School.
- Penn State sophomore S **Anthony Smith** and Ohio State sophomore WR Noah Brown both attended Pope John XXIII in New Jersey.
- Penn State freshman P **Daniel Pasquariello** and Ohio State sophomore P Cameron Johnston both trained with Prokick Australia.
- Penn State senior WR **Matt Zanellato** and Ohio State junior kicker Tyler Durbin played together Lake Braddock in Virginia.

NITTANY LION FROM OHIO

Redshirt freshman **Chance Sorrell** is the only Nittany Lion on the roster from Ohio, hailing from Middletown and Middletown High School.

LIONS UNDER THE LIGHTS

- After playing three Big Ten games at night in 2014, Penn State is slated to play at least two this season.
- For the second year in a row, Penn State opened its Big Ten slate with a nighttime victory over Rutgers.
- Penn State and Ohio State played their sixth primetime clash since 2005 last season and were in primetime for the third consecutive year. The streak will be extended at Ohio State at 8 p.m. on ABC.
- On Oct. 12, 2012, the Nittany Lions claimed the longest game in Big Ten history when they edged Michigan under the lights, 43-40, in front of a sellout Beaver Stadium crowd of 107,844 on Homecoming.
- This year marks the eighth time since 2000 that Penn State will play multiple night games in the same season (Rutgers, at Ohio State).
- Penn State has played at least one regular season night game in 15 consecutive seasons.
- Penn State has a 42-28 record in night games, going 10-10 at home, 20-11 on the road, 1-1 at regular season neutral sites and 11-6 in bowl games, including last season's Pinstripe Bowl.
- The Lions' night games over the past 15 seasons include: Rutgers (2015), Boston College (Pinstripe Bowl), Ohio State, Michigan and Rutgers (2014); Ohio State, Michigan and UCF (2013); Iowa and Ohio State (2012); Northwestern (2011); Alabama, Iowa and Michigan (2010); Iowa (2009); Illinois, Wisconsin and Ohio State (2008); Notre Dame, Ohio State and Texas A&M (2007); Michigan (2006); Illinois, Ohio State and Florida State (2005); Minnesota and Boston College (2004); Nebraska (2002 and '03), Miami (Fla.) (2001) and Indiana (2000).





**GREAT START**

- With five consecutive victories in five consecutive home games, the Nittany Lions are off to their best home start since 2008. It is also their fourth 5-0 home start since 2000 (2005, 2007, 2008, 2015).
- Penn State is 2-0 in Big Ten play for the first time since starting the 2012 season 3-0.
- Penn State's five-game winning streak is its first since 2012.

**NEW BEGINNINGS**

- Penn State has had 22 freshmen play this season (five true, 17 redshirt).
- Redshirt freshmen **Johnathan Thomas**, **Robby Leibel** and **Daquan Worley** became the 19th, 20th and 21st freshmen to play this season against Army. **Chance Sorrell** made his debut against Indiana.
- With 13 first-time starters this season, Penn State ranks 14th in the country.
- Redshirt freshman running back **Nick Scott** and junior center **Wendy Laurent** made their first career starts against Indiana, becoming the 12th and 13th Nittany Lions to make first career starts this season.
- Redshirt freshman running back **Mark Allen** and sophomore safety **Troy Apke** made their first career starts against Army, becoming the 10th and 11th Nittany Lions to make their first career starts this season.
- Allen and Scott both started at running back, becoming the fourth and fifth freshmen to start a game for Penn State this season, joining redshirt freshman **Troy Reeder** and true freshmen **John Reid** and **Brandon Polk**.

**Participation Chart on Page 46**

**YOUTH MOVEMENT ON OFFENSE**

- True freshmen have accounted for more than 35 percent of Penn State's 17 offensive touchdowns this season, as **Saquon Barkley** has rushed for three and caught one, while wide receiver **Brandon Polk** has one of each.
- True and redshirt freshmen account for nine of the 17 touchdowns, as running back **Nick Scott** tallied his first touchdown against Army. Wide receiver **DeAndre Thompkins** has a rushing touchdown and running back **Mark Allen** has a touchdown reception.
- Underclassmen in eligibility account for 13 of the 17 touchdowns, as sophomore **DaeSean Hamilton** has two receiving touchdowns and classmates **Mike Gesicki**, and **Chris Godwin** have one each.
- Junior quarterback **Christian Hackenberg** rushed for two touchdowns against Indiana to join running back **Akeel Lynch** (two rushing touchdowns) as the lone upperclassmen to find the end zone this season.
- Two of Penn State's three touchdowns against Buffalo were scored by true freshmen playing in just their second games. It was the first time since 2005 that a pair of true freshmen were able to find the end zone in the same game. Barkley had the Nittany Lions' final touchdown against UB, while Polk had the first.
- Polk had demonstrated on the very first play of the season at Temple that he was a threat in the running game, and continued to be so against Buffalo, running for a 22-yard score for the Nittany Lions' first touchdown of the game.

**FRESHMEN RUNNING BACKS**

- When asked if the offense was becoming too dependent on freshmen running backs recently, coach James Franklin quipped that freshmen running backs were all he had.
- Six of Penn State's 10 rushers this season have been freshmen.
- With true freshman **Saquon Barkley** and junior **Akeel Lynch** missing the last 2.5 games due to injury, redshirt freshmen **Nick Scott** and **Mark Allen** have been carrying the load on the ground.
- Scott had a career-best 57 yards rushing against Indiana after rushing for 54 against Army the previous week.
- Scott had a career-long 35-yard rush early in the first quarter against Indiana.
- Allen had a career-best 45 yards rushing against Indiana after gaining 17 yards the previous week vs. Army.
- Allen had a career-long 28-yard rush in the second quarter against Indiana.
- Redshirt freshman **Johnathan Thomas** made his Penn State debut against Army.

**HACKENBERG'S RESUME**

Quarterback **Christian Hackenberg** is in elite territory among PSU passers.

**Records Watch on Page 29.**

- Hackenberg had two touchdown passes against Indiana, giving him 39 for his career, which moves him into a tie with Kerry Collins for sixth place at Penn State. He trails Todd Blackledge, Tony Sacca and Zack Mills who are tied for third place with 41 touchdown passes.
- Hackenberg now ranks second in Penn State history with 7,018 passing yards after throwing for 262 against Indiana. His 296-yard performance against San Diego State moved him past Matt McGloin, and he now trails only Zack Mills' 7,212 yards from 2001-04 for the all-time record.
- Hackenberg has completed 588-of-1,040 career passes and thrown 39 touchdown passes in 31 career starts. The completions total also ranks second to Mills (606).
- With his 14 completions against Buffalo, he moved past Matt McGloin for second place in the Penn State record books in the category all-time. With 567 completions, he now trails only Zack Mills (606).
- He passed McGloin (894) for second on the career passing attempts list at Temple.
- He is just the second player in Penn State history to surpass the 7,000-yard mark, the fourth to surpass the 6,000-yard passing mark, the eighth to surpass the 5,000-yard passing mark and one of 10 to eclipse the 4,000-yard passing mark.
- Following the Indiana game, Hackenberg has 17 200-yard passing games, which ranks second. He trails only McGloin (18).
- Hackenberg has thrown for at least 250 yards in 12 of his 31 career games, including seven 300-yard efforts and one 400-yard contest.
- Hackenberg now has 6,822 yards of total offense, and moved past Tony Sacca (6,000 yards) and Daryll Clark (6,361 yards), respectively, into second place all-time at PSU in consecutive weeks against Rutgers and SDSU. He's now chasing Zack Mills (7,796) for the all-time record.
- On the awards front, Hackenberg is a preseason candidate for the Maxwell, O'Brien, Walter Camp and Manning Awards.
- The third-year signal caller owns the freshman passing yardage record with 2,955 yards through the air in 2013, and the sophomore passing record with 2,977 yards last season. Zach Mills previously held both the rookie record (1,669) and the sophomore mark (2,417).
- He owns the overall, freshman and sophomore single game passing records.
  - Set the freshman single game record twice in 2013. He threw for 340 yards at Indiana on Oct. 5 after a 311-yard effort against Eastern Michigan on Sept. 7. Zack Mills twice threw for 280 yards (USU & Southern Miss) in 2001.
  - His 454 yards passing vs. UCF in the 2014 opener broke Mills' school & sophomore record of 399 yards vs. Iowa in 2002.
- Hackenberg threw for 773 yards in his first two games of 2014 to break the Penn State consecutive game passing record. He eclipsed Zack Mills' record of 686 yards from 2002.
  - Hackenberg compiled 454 yards vs. UCF and 319 against Akron.
  - Mills threw for 399 yards vs. Iowa and 287 at Wisconsin.
- His nine games with at least 200 yards in 2013 broke Mills' freshman record of five from the 2001 season.
- His eight 300-yard passing games (25 games played) put him atop the list of only four quarterbacks in PSU history to post multiple 300-plus yard passing games.
- Hackenberg's 55 passing attempts at Indiana in 2013 and 50 attempts against Boston College in the 2014 PinStripe Bowl marked just the fourth and fifth times in PSU history a signal caller amassed 50 passing attempts in a game. Hackenberg surpassed Collins' school record of 54 in 1992 at BYU.
- Eleven of his 36 scoring strikes are 40 yards or longer, including a career-long 79-yard touchdown pass to **Geno Lewis** in the 2014 season opener vs. UCF.
- He had 14 completions of 40-plus yards or longer in 2013, which tied for eighth nationally and tied for tops among freshman QBs in the NCAA (Winston, FSU).

**Records Watch on Page 29.**

**HACKENBERG AMONG NCAA BEST IN CRUNCH TIME**

Junior signal caller **Christian Hackenberg** is currently ranked third in the NCAA among active players for game-winning drives in the fourth quarter or overtime. He most recently led a game-winning drive in overtime of the 2014 PinStripe Bowl, and led a game-winning drive in last year's opener vs. UCF in the final 1:13.

- The complete list of NCAA game winning drive leaders is below. (Compiled by Navy Sports Information)

No.	Name (School)
1.	6 Braxton Miller (Ohio State)
	6 Keenan Reynolds (Navy)
3.	5 Christian Hackenberg (Penn State)

**HACK CAN RUN TOO**

- Known as a pocket passer, Hackenberg defied the perception against Indiana with a career day running the ball, which included a career-best two touchdown runs.
- Hackenberg had a career-long rush of 22 yards in the second quarter. His previous long was 19 yards the previous week vs. Army.
- He finished with a career-high 21 yards rushing. His previous was an 18-yard game last season at Rutgers.
- Hackenberg's 1-yard touchdown rush in the second quarter was his first since a 7-yard rushing touchdown vs. Nebraska in 2013.
- The Indiana game marked the first time that a Penn State quarterback had two rushing touchdowns since Matt McGloin had two rushing touchdowns in a win over Illinois in 2012.

**HACKENBERG LEADS LIONS IN CAREER STARTS**

Hackenberg leads the team with 31 career starts. Senior **Jordan Lucas** is second with 29 career starts. Lucas did not play against SDSU, the first game he has missed after having played in all 40 career games and starting 27 of the last 28 games.

Senior cornerback **Trevor Williams** follows with 25 starts. Trailing the injured **Nyeem Wartman-White** (21 starts) are defensive tackles **Anthony Zettel** and **Austin Johnson** tied with 21 starts apiece.

**Career Starts Chart on Page 21**



@PennStateFBall



PSUFBall

2015

PSUUnrivaled.com

GoPSUsports.com

## HONORS &amp; AWARDS

**SAQUON BARKLEY, RUNNING BACK**

Big Ten Co-Freshman of the Week (9/14, 9/21)  
ECAC Rookie of the Week (9/22)

**KYLE CARTER, TIGHT END**

John Mackey Award Preseason Watch List (Top TE)  
Phil Steele's College Football Preseason All-B1G Third Team

**CHRISTIAN HACKENBERG, QUARTERBACK**

Maxwell Award Preseason Watch List (Coll. Football MVP)  
Walter Camp Award Preseason Watch List (Nat'l Player of the Year)  
Davey O'Brien Award Preseason Watch List (Top QB)  
Manning Award Preseason Watch List (Top QB)  
Phil Steele's College Football Preseason All-B1G Third Team

**DAESEAN HAMILTON, WIDE RECEIVER**

Maxwell Award Preseason Watch List (Coll. Football MVP)  
Biletnikoff Award Preseason Watch List (Top WR)  
Phil Steele's College Football Preseason All-B1G First Team

**AUSTIN JOHNSON, DEFENSIVE TACKLE**

Phil Steele's College Football Preseason All-B1G Second Team

**BEN KLINE, LINEBACKER**

Allstate AFCA Good Works Team@  
NFF William V. Campbell Trophy Semifinalist

**JORDAN LUCAS, SAFETY**

Nagurski Trophy Preseason Watch List (Def. Player of the Year)  
Phil Steele's College Football Preseason All-B1G First Team

**AKEEL LYNCH, RUNNING BACK**

Doak Walker Awards Preseason Watch List (Top RB)  
Phil Steele's College Football Preseason All-B1G Third Team

**ANGELO MANGIRO, CENTER**

Rimington Trophy Preseason Watch List (Top Center)  
Phil Steele's College Football Preseason All-B1G Fourth Team

**NYEEM WARTMAN-WHITE, LINEBACKER**

Phil Steele's College Football Preseason All-B1G Second Team

**ANTHONY ZETTEL, DEFENSIVE TACKLE**

Orange Bowl-FWAA Courage Award Nominee (9/30)  
Big Ten Co-Defensive Player of the Week (9/28)  
Senior CLASS Award Nominee  
Bednarik Award Preseason Watch List (Def. Player of the Year)  
Nagurski Trophy Preseason Watch List (Def. Player of the Year)  
Outland Trophy Preseason Watch List (Top Interior DL)  
Lombardi Award Preseason Watch List (Top DL or LB)  
Phil Steele's College Football Preseason All-America First Team  
Phil Steele's College Football Preseason All-B1G First Team  
B1G East Players to Watch List (1 of 5)  
Lott IMPACT Trophy Preseason Watch List (Def. Player of the Year on and off the field)

**OFFENSIVE LINE**

Joe Moore Week 3 Honor Roll

**INJURY BUG**

- The Nittany Lions have been hit with the injury bug this season with more than 38 games lost to injury.
- Among the notable games lost are:
  - Nyeem Wartman-White – 5.5 games
  - Adam Breneman – 5 games
  - Ben Kline – 4 games
  - Andrew Nelson – 3.5 games
  - Saquon Barkley – 2.5 games
  - Akeel Lynch – 2.5 games
  - Marcus Allen – 2 games (played only two snaps vs. SDSU)
  - Brandon Bell – 2 games
  - Grant Haley – 2 games
  - Wendy Laurent – 2 games
  - Gary Wooten Jr. – 2 games
  - Jordan Lucas – 1 game
  - Evan Schwan – 1 game
  - Koa Farmer – 1 game
  - Angelo Mangiro - 1 game
  - Chris Gulla - 1 game
- Additionally, Penn State has started 34 different players on offense and defense this season. Last season, the Nittany Lions started 36 players on offense and defense.
- Penn State has used five different starting lineups on defense this season, while the offense has used four different starting lineups due to injury.

**YOUTH MOVEMENT ON DEFENSE**

- True sophomore linebacker **Jason Cabinda** leads the team in tackles with 46. He made a career-high and team season-high 14 tackles against Army, and also recorded his first two sacks (minus-33) and a forced fumble.
- True freshman linebacker **Manny Bowen** made his first career fumble recovery in the second quarter against Army and recorded a career-high six tackles (five solo) in the win.
- Sophomore safety **Troy Apke** made a career-high five tackles in his first start against Army.
- Redshirt freshman defensive end **Torrence Brown**, sophomore corner back **Grant Haley** and sophomore defensive end **Curtis Cothran** all made a career-best four tackles against Army.
- True freshman **John Reid** leads the team with two interceptions and sophomore **Grant Haley** also has a pick.
- Against UB, true freshman linebacker **Jake Cooper**, who was supposed to redshirt this season until injuries in the season opener pressed him into action, made a season-high three stops, including a sack.

**STINGY DEFENSE**

- Penn State has held opponents to less than 325 yards of total offense for 13 consecutive regular season games, which is the longest streak in the nation.
- Additionally, the Nittany Lions have held their last five opponents under 300 yards of total offense.
- The Penn State defense has been particularly stingy at home, having held its last nine opponents and 11 of its last 12 to less than 300 yards of total offense, dating back to last season. Northwestern is the lone team to gain more than 300 yards against the Nittany Lions at home.
- The Penn State defense has not allowed more than seven points in the first half of 12 consecutive games.
- Nationally, the unit ranks 10th in total defense (275.7 ypg) and 11th nationally in scoring defense (14.3 ppg).

**See National Nits on Page 16**

- In 2014, Penn State ranked in the Top 10 in the FBS in fewest first downs allowed (2nd, 190), pass efficiency (2nd, 101.14), total (2nd, 278.7 ypg), rushing (3rd, 100.5 ypg), third down (6th, 30.2) and scoring defense (7th, 18.6 ppg).

**WINS LEADERS**

In its 129th season of varsity football, Penn State has amassed 854 wins. The Nittany Lions are one of just eight programs nationally to win 850 games and one of 10 programs with 800 wins. The Nittany Lions currently hold an all-time mark of 854-377-42.

See **Winningest Programs on Page 13**

**B1G START ON DEFENSE**

- Penn State's defense has been solid in to Big Ten games this season (Rutgers and Indiana).
- Penn State has held eight consecutive Big Ten opponents under 300 yards of total offense.
- This year, Penn State's defense has allowed a total of 10 points in its first two Big Ten games (Indiana, 7; Rutgers, 3) this season for the best two-game start defensively by Penn State since joining the conference in 1993.
- The Nittany Lions have allowed just 61 rushing yards per game in conference play.
- Indiana was held to seven points for the first time since falling to Penn State, 13-7, on Nov. 8, 2014, a string of nine games. The fewest points the Hoosiers had scored in the stretch was 23.
- Penn State held Indiana to 234 yards of total offense, the fewest allowed by Penn State since giving up 221 to Indiana last year. Indiana entered the game leading the Big Ten averaging 498.2 yards of total offense.
- The Hoosiers' 155 passing yards were the fewest allowed by Penn State in a Big Ten game since allowing 68 to Indiana last season.
- Penn State's defense held Indiana to just 79 rushing yards, the lowest total allowed in a Big Ten game since giving up 43 earlier this season to Rutgers.
- The 11 punts by Indiana were the most by a Penn State opponent since Indiana had 11 last season in Bloomington.
- Penn State's 35:35 time of possession was the most by the Nittany Lions since having 35:42 last season vs. Temple. It was the most by Penn State in a Big Ten game since having 36:29 against Purdue in 2013.
- In the Big Ten opener, Penn State held Rutgers to just three points, the fewest allowed by the Nittany Lions in a Big Ten game since defeating Iowa, 13-3, in 2011. That game was also the last time PSU did not allow a touchdown to a Big Ten foe.
- The three points by Rutgers were tied for the fewest allowed by Penn State in a Big Ten opener. The Nittany Lions beat Minnesota, 56-3, in the 1994 Big Ten opener.
- Penn State held Rutgers to 43 yards of rushing, the fewest since giving up just 33 yards to Maryland last season.

**QUARTERBACKS BEWARE**

- With 4.17 sacks per game, Penn State is a mere 0.03 sacks per game behind Pittsburgh (4.20) for the national lead.
- Penn State is tied for the lead in total sacks with Oklahoma State with 25.  
**See National Nits on Page 16**
- Senior defensive end **Carl Nassib** has recorded a sack in each game this season. He leads the nation with 10.0 sacks (all solo) for an FBS-leading average of 1.67 per game.
- Nassib's 10.0 sacks this season are the most by a Nittany Lion since Aaron Maybin had 12 sacks in the 2008 season.
- The Nittany Lions made the most of their few chances for sacks against Army's run-heavy triple-option offense, totaling more sacks (3) than passing attempts (1) and completions (1).
- Sophomore linebacker **Jason Cabinda** registered two sacks in the Army win, including on fourth down to end the Black Knights' comeback hopes.
- The Nittany Lion defense racked up four sacks against Indiana, which had only allowed three sacks all season entering the game.

**FUMBLE!**

- Penn State is second only to California for the lead nationally in fumble recoveries with eight.  
**See National Nits on Page 16**
- Penn State's six fumble recoveries in consecutive games (3 vs. San Diego State and 3 vs. Army) are its most in a two-game span since having six at Virginia (3) and vs. Navy (3) in 2012.
- Defensive end **Garrett Sickness** and linebackers **Von Walker** and **Manny Bowen** made their first career fumble recoveries against the Black Knights.





**STOPS BEHIND THE LINE**

- In addition to leading the nation in total sacks, Penn State ranks sixth in the nation and tops in the Big Ten with 8.8 tackles for loss per game.
- Penn State leads the nation in both tackle for loss yardage (281) and sack yardage (214). Florida is second in the nation in tackle for loss yardage at 249.
- Penn State's 15 tackles for loss against Temple were the second-most in the country during the opening week, trailing only Colorado State, which racked up 16 against FCS-level Savannah State. Eleven different Nittany Lions were credited with at least an assist, led by **Carl Nassib**, **Brandon Bell** and **Anthony Zettel** with 2.5 TFL each, while **Trevor Williams** had 2.0.
- Nassib leads the team with 2.0 TFL per game, which ranks third in the country.

**NASSIB BREAKING THROUGH**

Senior defensive end **Carl Nassib** has rewarded the Nittany Lions for putting him in the starting lineup, as the former walk-on is enjoying a breakout season by breaking through opposing offensive lines.

- In addition to leading the nation in sacks with 1.67 per game, he leads the country with five forced fumbles (0.83) and his 12.0 tackles for loss (2.0) rank third nationally.
- Nassib's 10.0 sacks this season are the most by a Nittany Lion since Aaron Maybin had 12 sacks in the 2008 season.
- He is the first Penn State player to force two fumbles in two games in a season since Maurice Evans did it in 2007. Evans had two forced fumbles against Indiana and two forced fumbles against Texas A&M in the Alamo Bowl.
- Nassib's five forced fumbles this season are the most by a Penn State player since Evans had five in the 2007 season.
- Nassib made a career-high 10 tackles in the season opener at Temple. His previous high was four stops on October 5, 2013 at Indiana. Nassib also recorded what was then his second career solo sack, good for a 12-yard loss in the second quarter, and his 2.5 tackles for loss were a career-best.
- Nassib made even bigger plays the following week against Buffalo, recording three sacks, including back-to-back sack-fumbles to stifle a UB comeback. He also hauled in an interception deep in UB territory after senior defensive tackle Anthony Zettel tipped a pass from the quarterback.
- He recorded his fifth sack of the season against Rutgers.
- Nassib tallied two sacks against San Diego State, forcing a fumble on one that led to defensive tackle Austin Johnson's 71-yard touchdown run after scooping up the ball.
- He continued his sack streak with one against Army.
- Nassib had a triple-double of sorts against Indiana with 2.0 sacks, 2.0 TFL and two forced fumbles.

**GREEN LIGHT IN THE RED ZONE**

Penn State was 3-for-3 in red zone trips vs. Indiana and for the season is 20-of-22 (11 TD, 9 FG). The Nittany Lions have scored on their last 13 red zone opportunities.

**TAKING CARE OF THE FOOTBALL**

- Penn State ranks eighth in the nation with a plus-eight turnover margin (12 takeaways, 4 turnovers).  
**See National Nits on Page 16**
- A pair of interceptions (Temple, Rutgers) and the first offensive fumble of the year against Indiana represent the lone offensive turnovers. A muffed punt against SDSU was the first lost fumble.

**TURNING TURNOVERS INTO POINTS**

- Penn State has scored 38 points off of seven forced turnovers in the last three games.
- Across the SDSU and Army games, Penn State turned four consecutive fumbles into four consecutive touchdowns.
- Penn State converted three San Diego State fumbles into 21 points, and then **Garrett Sickels** recovered a fumble on Army's very first offensive play, which led to a PSU touchdown.
- For the season, the Nittany Lions have turned 12 turnovers gained into 41 points.
- The Nittany Lions entered the SDSU game having converted five turnovers into three points in the first three games.
- Junior defensive tackle **Austin Johnson's** fumble return for a touchdown in the fourth quarter was the Nittany Lions' first fumble return for a touchdown since Mike Hull vs. Navy in 2012.
- It was the first touchdown of Johnson's career.
- It was also the first defensive score for Penn State since **Grant Haley** returned an interception for a touchdown in 2014 vs. Temple.

**THREE AND OUT**

Penn State's defense continues to shine under Defensive Coordinator Bob Shoop. The Nittany Lions have forced 30 three-and-outs this season on 80 drives, equating to 37.5 percent of the time that Penn State has not allowed their opponents to gain a first down on a drive. Penn State matched a season-high of six three-and-outs against Indiana.

- at Temple – 6 three-and-outs in 14 drives.
- vs. Buffalo – 5 three-and-outs in 12 drives.
- vs. Rutgers – 5 three-and-outs in 13 drives.
- vs. SDSU - 6 three-and-outs in 15 drives.
- vs. Army - 2 three-and-outs in 11 drives.
- vs. Indiana - 6 three-and-outs in 15 drives.
- PSU forced three-and-outs or less on the opponent's first offensive possession in four of the first five games this season, with the exception being SDSU.
- Penn State's average of 5.00 three-and-outs per game ranks 23rd in the country.

**STRIKING FIRST**

- Penn State has scored first in all six games this season, and seven straight games dating back to last season's Pinstripe Bowl against Boston College.
- The Nittany Lions have scored in the first quarter of all but two games, failing to do so against Buffalo and Rutgers. However, Penn State was able to earn double-digit victories despite the slower starts, and the Rutgers game remains the largest margin of victory (25 points) this season.

**WINNINGEST PROGRAMS**

In its 129th season of varsity football, Penn State has posted 854 victories to rank in a tie for No. 7 in the nation with Oklahoma.

The Nittany Lions are one of just eight programs with 850 wins and own an official all-time mark of 854-377-42.

**TOTAL VICTORIES**

1.	Michigan	920
2.	Notre Dame	887
3.	Texas	883
4.	Nebraska	876
5.	Ohio State	869
6.	Alabama	855
7.	<b>PENN STATE</b>	<b>854</b>
	Oklahoma	854
9.	Tennessee	814
10.	Southern California	808
11.	Georgia	781
12.	LSU	766
13.	Auburn	737
14.	West Virginia	722
15.	Texas A&M	714
	Virginia Tech	714
17.	Georgia Tech	713
18.	Syracuse	712

The Nittany Lions are also one of just 12 programs to boast a winning percentage above two-thirds.

**WINNING PERCENTAGE (YEARS - MIN 25 IN D1)**

1.	Notre Dame (127)	.732
2.	Michigan (136)	.730
3.	Boise State (48)	.725
4.	Ohio State (126)	.722
5.	Oklahoma (121)	.719
6.	Alabama (121)	.716
7.	Texas (123)	.711
8.	Southern California (122)	.701
9.	<b>Nebraska (126)</b>	<b>.700</b>
10.	<b>Penn State (129)</b>	<b>.688</b>
11.	Florida State (69)	.681
12.	Tennessee (119)	.680
13.	Louisiana State (122)	.6500
14.	Georgia Southern (52, 2015)	.6498
15.	Georgia (122)	.648
16.	Appalachian State (86, 2015)	.637
17.	Miami (Fla.) (90)	.633
18.	Florida (109)	.631
19.	Auburn (123)	.630
20.	Arizona State (103)	.613
21.	Washington (126)	.611
22.	Virginia Tech (122)	.607
23.	Texas A&M (121)	.603
24.	Michigan State (119)	.6019
25.	Miami (Ohio) (126)	.6016

*As of October 11, 2015*

**AT THE START**

Opponent	Coin Toss	Choice	PSU 1st Drive	Opponent 1st Drive	Game Captains
at Temple	PSU won	Defer-Temple receives	FG	3 and out	Jordan Lucas, Von Walker, Anthony Zettel, Angelo Mangiro
BUFFALO	PSU won	Received	Turnover on Downs	3 and out	Anthony Zettel, Angelo Mangrio, Christian Hackenberg
RUTGERS	RU won	Defer- PSU receives	Punt	3 and out	Von Walker, Christian Hackenberg, Jordan Lucas, Angelo Mangiro
SAN DIEGO STATE	SDSU won	Received	Punt	Punt	Von Walker, Anthony Zettel, Christian Hackenberg, Angelo Mangiro
ARMY WEST POINT	PSU won	Received	3 and out	Fumble	Von Walker, Christian Hackenberg, Anthony Zettel, Jordan Lucas
INDIANA	Indiana won	Defer-PSU receives	Punt	Punt	Von Walker, Christian Hackenberg, Anthony Zettel, Jordan Lucas
at Ohio State					
vs. Maryland					
ILLINOIS					
at Northwestern					
MICHIGAN					
at Michigan State					



@PennStateFBall



PSUFBall

2015

PSUnrivalled.com

GoPSUsports.com

## COACHING STAFF NOTES

James Franklin assembled a coaching staff with extensive collegiate experience, familiarity and strong recruiting ties to the Mid-Atlantic, South and Northeast regions of the United States. The entire staff has returned for a second season.

Franklin's staff includes seven members of his former staff at Vanderbilt that were instrumental in the Commodores achieving unprecedented success in recent years, a coach who previously worked with Franklin and one of Penn State's greatest all-time receivers, who was a highly-successful high school coach in western Pennsylvania.

- Seven of the assistant coaches were members of Franklin's staff at Vanderbilt, helping the Commodores to historic heights, including nine wins each in 2012 and 2013, two bowl victories and consecutive Top 25 finishes for the first time in program history.
- Charles Huff was an offensive quality control coach in 2011 during Franklin's first season at Vanderbilt and served with Franklin at Maryland in 2009.
- Terry Smith made 108 receptions and 15 touchdown catches at Penn State (1988-91) and was a highly successful head coach at Gateway High School near Pittsburgh from 2002-12.
- All but one member of the coaching staff graduated from a college or university in the Mid-Atlantic or Northeast.
  - ~ James Franklin - East Stroudsburg (Pa.)
  - ~ John Donovan - Johns Hopkins
  - ~ Herb Hand - Hamilton (N.Y.) College
  - ~ Charles Huff - Hampton (Va.) University
  - ~ Brent Pry - University of Buffalo
  - ~ Rickey Rahne - Cornell University
  - ~ Bob Shoop - Yale University
  - ~ Terry M. Smith - Penn State University
  - ~ Sean Spencer - Clarion (Pa.) University
- Nine members of the coaching staff are from the Mid-Atlantic or Northeast, including Philadelphia-area product Franklin and Dwight Galt, the Director of Performance Enhancement.
- Four members of the coaching staff hail from the Keystone State: Franklin (Langhorne), Pry (Altoona), Shoop (Oakmont) and Smith (Aliquippa).

The coaching staff will be getting extra assistance though this season, as veteran NFL coach **Jim Haslett** will serve as a consultant for the team. In his role, Haslett will work with the Penn State football coaches, staff and program.

The Pittsburgh native was the head coach of the New Orleans Saints from 2000-05 and was also the interim head coach for the St. Louis Rams for part of the 2008 season. Haslett led the Saints to the 2000 NFC West Championship en route to being a unanimous choice for AP Coach of the Year. He also claimed Coach of the Year honors from The Sporting News and Pro Football Weekly after guiding the Saints to their first-ever playoff win.

Haslett was most recently the Washington Redskins defensive coordinator from 2010-14. During his time in Washington, he produced three Pro Bowl linebackers and a second-team All-Pro linebacker in London Fletcher. In Haslett's first four years (2010-13,) the Redskins accumulated 105 takeaways, the team's highest four-year total since recording 110 (2002-05).

Haslett played his collegiate ball at Indiana (Pa.), where he was a four-time Little All-America selection at linebacker and defensive end. He was also an accomplished punter at IUP, where he still ranks second in single-season and career punting average. His son, Chase, is now the quarterback for the Crimson Hawks.

## FIVE IN A ROW AT HOME

- The Nittany Lions are playing just their second road game this season after playing their last five consecutive games at home.
  - It was the first five-game homestand at Beaver Stadium, the first overall since 1922 and the third in program history.
  - Penn State has swept all three five-game homestands for a 15-0 record.
  - This season's included wins over Buffalo (27-14, Sept. 12), Rutgers (28-3, Sept. 19), San Diego State (37-21, Sept. 26), Army (20-14, Oct. 3) and Indiana (29-7, Oct. 10).
  - An average of 99,344 fans attended each game to rank Penn State sixth in the nation in attendance. The Army game was a sellout.
- See Sold Out! Page 15**
- Penn State had last played five consecutive home games in 1922, going 5-0 with wins over St. Bonaventure (54-0), William & Mary (27-7), Gettysburg (20-0), Lebanon Valley (32-6) and Midd lebury (33-0).
  - The Nittany Lions also hosted five-straight home contests in 1920. Penn State also was perfect in those games with wins over Muhlenberg (27-7), Gettysburg (13-0), Dartmouth (14-7), NC State (41-0) and Lebanon Valley (109-7). The 109 points scored against Lebanon Valley still stand as the program's game scoring record.
  - While Beaver Stadium had never seen five consecutive home games previously, it has hosted four in a row five times, doing so in 1977, 1982, 1986, 2002 and 2009.

## HAMILTON MOVING UP RECORD BOOKS

**Daesean Hamilton's** is already moving up the career charts as a Nittany Lion.

**Records Watch on Page 29**

- Hamilton now has 99 receptions for his career, ranking him 13th on Penn State's career list. He trails Tony Johnson (107 catches) for 12th place.
- As a freshman, Hamilton led the Big Ten with 82 catches (6.3 rpg) and was fifth in the conference at 69.2 ypg, scoring two touchdowns.
- Against Ohio State in 2014, Hamilton hauled in a school record 14 passes, breaking Freddie Scott's mark of 13 catches vs. Wisconsin in 1995.
- His 126 receiving yards vs. Ohio State in 2014 marked his fourth 100-yard effort of the season to extend his school freshman record.
- His 82 catches shattered the PSU freshman standard for receptions in a season and ranked second in school history, trailing only Allen Robinson (97 in 2013). With the second of his seven catches at Michigan, Hamilton moved past Deon Butler's freshman mark of 37 catches in 2005.
- Hamilton set the freshman single game record in Dublin, Ireland vs. UCF. He caught 11 passes for 165 yards, moving past Deon Butler's 125-yard effort vs. Wisconsin in 2005 and Maurice Humphrey's eight catch game against Northwestern in 2003.
- Hamilton eclipsed Butler's freshman season record of 691 yards in 2005 when he caught a 9-yard pass in the second quarter vs. Maryland.
- Hamilton became the first Nittany Lion freshman wideout to eclipse the 100-yard mark in a game - doing so in the first half - since Butler and Jordan Norwood both accomplished the feat in 2005.
- He was just the fifth freshman to post a 100-yard receiving game: joining Butler (2005, R-Fr.), Jimmy Cefalo (1974, Fr.), Humphrey (2003, Fr.) and Norwood (2005, Fr.)

## GODWIN LEADS RECEIVING CORPS

- Sophomore wide receiver **Chris Godwin** has caught at least four passes in each game this season for a team-best total of 27 for 390 yards.
  - He now has at least one catch in 18 of 19 career games and four career games with five or more grabs, joining his seven-catch night vs. Boston College in the New Era Pinstripe Bowl.
  - Averaging 4.5 catches and 65.0 yards per game, Godwin ranks sixth in both categories in the Big Ten.
- See National Nits on Page 16**

## SPECIAL TEAMS ARE SPECIAL

- Placekicker **Joey Julius** ranks 14th in the nation and second in the Big Ten with a .889 field goal percentage.
  - Penn State is averaging 26.3 yards per kickoff return to rank 17th nationally.
- See National Nits on Page 16**
- Against SDSU, Julius booted a career-long 40-yard field goal in the first quarter. His previous long was 34 yards against Temple. Julius set a career-high with three field goals in the game.
  - Against Rutgers, **Chris Gulla** took over the starting punting job for the Nittany Lions against Rutgers and helped Penn State to control field position as he averaged 41.0 yards per punt. He also dropped all five of his punts inside the 20-yard line.
  - The punting average was the highest for the Nittany Lions since averaging 48.8 yards per punt against Akron last season.
  - His five punts downed inside the 20-yard line equal the total number by the Nittany Lions last season and are the most in a single game since having six punts inside the 20 against Nebraska in 2013.
  - Penn State saw success in all three phases of the game in its win over Buffalo, including a pair of big returns on special teams. The game had an electrifying start as redshirt freshman **Nick Scott** returned the opening kickoff 58 yards to the Buffalo 42. It was the longest kickoff return for Penn State since Chaz Powell had a 92-yard return against Purdue in 2011.
  - Classmate **DeAndre Thompkins** returned a punt 58 yards, on which he was barely tripped up by UB punter Tyler Grassman on a diving play, preventing him from reaching the end zone. It was the longest punt return by a Nittany Lion since Derrick Williams' 63-yard punt return for a TD at Wisconsin in 2008.
  - Thompkins' return was also the longest non-scoring punt return since Mike Archie had a 62-yard return at Michigan State in 1993.
  - The last time that Penn State had both a punt return and kick return of at least 58 yards in the same game was against Notre Dame in 2007. In that game, Derrick Williams had a 78-yard punt return for a touchdown and A.J. Wallace had a 68-yard kickoff return.

## WIDE RECEIVERS RUSHING AND RUNNING BACKS RECEIVING AND THROWING

- Penn State's wide receivers and running backs are helping each other out this season, crossing over to the other's specialty to put points on the scoreboard.
- Wide receiver **Brandon Polk** ranks fourth on the team with 116 rushing yards on just eight carries for an average of 14.5 per carry.
- Polk is the first wide receiver to have rushing and receiving touchdowns in the same season since Derrick Williams had three rushing touchdowns and four receiving touchdowns in the 2008 season.
- Running backs **Saquon Barkley** and **Mark Allen** both notched their first receiving touchdowns in the SDSU game. The last time that Penn State had two touchdown receptions by running backs in the same game was in 2006 at Minnesota, a game that Penn State won 28-27 in overtime. Anthony Morelli had touchdown passes of 15 yards to Tony Hunt and seven yards to Matt Hahn.
- The last Penn State player to have a touchdown on his first career reception was Jesse James on Sept. 12, 2012 against Navy.
- Barkley's touchdown reception was the first touchdown reception by a running back since Bill Belton had a 22-yard grab last year vs. Akron.
- Also against SDSU, RB **Nick Scott** completed a 32-yard pass to WR **Chris Godwin**. It was the first completion thrown by someone other than a quarterback by Penn State since Curtis Drake threw a 16-yard completion against Nebraska in 2011.
- It was the longest by a non-quarterback since RB Eric McCoo threw a 63-yard touchdown pass against Illinois in 2001.
- WR **DeAndre Thompkins** rushed for a touchdown against Rutgers and Polk did the same against Buffalo. Penn State now has two wide receivers with rushing touchdowns in the same season for the first time since 2008 when Derrick Williams and Chaz Powell both had rushing touchdowns.





## DEFENSIVE LINE LEADER

- Senior defensive tackle **Anthony Zettel** had one tackle for loss against Army to move into a tie for 14th place on Penn State's career TFLs chart. He is tied with Anthony Adams (1999-02) with 33 career TFLs.
- Zettel's 0.5 sacks against SDSU gave him 16.5 for his career, moving him into 15th place at Penn State. He trails Justin Kurpeikis and Maurice Evans, who are tied for 13th place with 17.0 career sacks.

See **Records Watch on Page 29**

## RIVALRY RENEWED

Penn State has many long and storied rivalries on the gridiron. The Nittany Lions have played 18 teams 20 or more times in the 129-year history of the program.

- Penn State owns a winning record against 14 of the 18 team's that they have met 20 or more times.
- Seven of those 18 teams are on the 2015 schedule; including Temple (43 meetings), Maryland (37), Ohio State (30), Michigan State (28), Army West Point (26), Rutgers (25) and Illinois (22).
- Six of those 18 teams are current members of the Big Ten: Illinois, Iowa, Maryland, Michigan State, Ohio State and Rutgers. Eight teams are among the opponents on the 2015 and 2016 schedules.
- Penn State has played since 2012 or has a future meeting scheduled meeting with 11 of the 18 teams (all of the FBS teams except Navy). Those opponents include: Army West Point (2015), Illinois (2014-15, '18), Iowa (2016-18), Pitt (2016-19), Syracuse (2012), Temple (2014-16) and West Virginia (2023-24), while the Nittany Lions will meet yearly with Big Ten East Division opponents Maryland, Michigan State, Ohio State and Rutgers.
- Thirteen of the 18 programs are currently members of NCAA Division I FBS. Bucknell, Lehigh and Penn are among NCAA Division I FCS, while Gettysburg and Lebanon Valley are Division III programs.

Team	Meetings	Record
Pitt	96	50-42-4
Syracuse	71	43-23-5
West Virginia	59	48-9-2
Penn ^	47	18-25-4
Temple	43	38-4-1
Bucknell ^	38	28-10
Maryland *	38	35-2-1
Navy	38	19-17-2
<b>Ohio State *</b>	<b>30</b>	<b>13-17</b>
Gettysburg ^	28	27-0-1
Michigan State *	29	14-14-1
Rutgers *	26	24-2
Army West Point	<b>26</b>	<b>14-10-2</b>
Iowa *	25	13-12
Boston College	24	20-4
Lehigh ^	23	16-6-1
Illinois *	22	17-5
Lebanon Valley ^	20	20-0

\* - Current Big Ten team | ^ - Current Non-FBS university

## LUCAS HONORS WARTMAN-WHITE WITH NUMBER SWITCH

No. 5 on defense belongs to **Nyeem Wartman-White**, but the junior suffered a season-ending injury early in the opener against Temple. Teammate and roommate **Jordan Lucas** wanted to honor his close friend, so he asked to wear Wartman-White's No. 5 for the remainder of the season, starting against Rutgers. The pair lived in the same dorm building as freshmen, with one right under the other, and have lived together since their sophomore year.

## FAMILIAR FOES FOR FRANKLIN

- Head coach **James Franklin** is 5-2 against opponents he has faced as a head coach at both Vanderbilt and Penn State.
- Against Army, Franklin guided Vanderbilt to a 44-21 victory over the Black Knights in 2011 - his first season as head coach, and did the same with Penn State in 2015, 20-14.
- Franklin guided Vanderbilt to victories over UMass in 2012 and 2013, and led Penn State past UMass in 2014.
- Franklin's Commodores lost to Northwestern in 2012 and the Nittany Lions were defeated by the Wildcats in 2014.
- Penn State will travel to Northwestern Nov. 7.

## HOME SWEET HOME

- With a 270-71 all-time record in Beaver Stadium, PSU boasts the eighth-best winning percentage (.792) in its current home venue amongst current FBS schools, and leads the Big Ten. Ohio State ranks eighth overall with a 421-110-20 (.782) mark in Ohio Stadium, which was built in 1922. Only Alabama (.817) and Auburn (.795) boast higher winning percentages than Penn State in facilities older than Beaver Stadium. Baylor leads the country with a perfect 8-0 mark in the brand new McLane Stadium (2014).

School	Stadium Name (Opened)	Rec	Win %
1. Baylor	McLane Stadium (2014)	8-0	1.000
2. Marshall	Edwards Stadium (1991)	146-26	.849
3. Ga. Southern	Paulson Stadium (1984)	183-33	.847
4. Boise State	Albertsons Stadium (1970)	247-51	.829
5. Alabama	Bryant-Denny Stadium (1929)	242-53-3	.817
6. Oklahoma	Oklahoma Memorial (1923)	377-84-15	.808
7. Auburn	Jordan-Hare Stadium (1939)	305-76-7	.795
<b>8. Penn State</b>	<b>Beaver Stadium (1960)</b>	<b>270-71</b>	<b>.792</b>
9. Ohio State	Ohio Stadium (1922)	421-110-20	.782
10. Tennessee	Neyland Stadium (1921)	451-123-17	.777

## GROUNDED

- Army's one pass attempt was the fewest against Penn State since at least 1966.
- The Nittany Lions recorded more sacks (3) than Army had passing attempts (1) or completions (1).
- Army's one pass completion is the fewest against the Nittany Lions since Ohio State had one completion in 1976. Since 1966, today's game marked just the fourth time a Penn State opponent had zero or one completions.
- Army was 1-of-1 passing for 32 yards. The one completion is tied for the fewest by a team in FBS this year (by Georgia Southern vs. Western Michigan). The Black Knights' one pass attempt are the fewest by an FBS team this season.
- Army's 32 passing yards are the fewest against the Nittany Lions in the Big Ten era (since 1993).
- Army was the first Penn State opponent with fewer than 10 pass completions and 10 attempts since Ohio State in 2004 (6-of-8, 59 yards).
- Nebraska in 2003 was the last Penn State opponent with fewer than five completions (4-of-6, 60 yds).

## SOLD OUT!

The Penn State-Army West Point Military Appreciation Day game was a sellout of 107,387, marking the first non-conference game to sellout since Alabama visited Happy Valley in 2011. The sellout included tickets requested through the Seats for Servicemembers program. Servicemembers from as far away as California, Texas and Washington signed up to receive donated tickets purchased by Penn State alumni, fans and businesses.

## BLACKNALL GOES DEEP

- Sophomore wide receiver **Saeed Blacknall** had a career-best 101 yards receiving against San Diego State, doing so on just four receptions. His previous best was 34 yards against Ohio State last year.
- Blacknall had career-long 46- and 45-yard receptions to obliterate his previous single-game standard. His previous long was a 24-yard reception last year against Ohio State.

See **Career Highs on Page 27**

## ZETTEL NAMED BIG TEN CO-DEFENSIVE PLAYER OF THE WEEK

- DT **Anthony Zettel** made a career-high seven tackles against SDSU, surpassing his previous career-high of six tackles on three occasions (last vs. BC in 2014 PinStripe Bowl).
- Zettel also made the second fumble recovery of his career.
- It is the first time he received the honor.
- He is the first PSU defender to win the honor since **Trevor Williams** did Sept. 15, 2014.
- Penn State and Michigan State were the only teams with honorees in three of the first four weeks. **Saquon Barkley** was named the co-freshman of the week each of the past two weeks.

## COMMUNITY SERVICE

Head coach **James Franklin** frequently talks about being successful in all facets of a football program.

Simply put, he wants each member of the program to have the entire package - athletically, academically, spiritually and in the community.

On the heels of ending Franklin's first season with a thrilling 31-30 victory over Boston College in the PinStripe Bowl and a stellar fall semester academically, the Nittany Lion football program set the benchmark for success off the field during the summer and fall of 2014, completing a program-record of more than 2,200 total hours of community service.

Beginning with volunteer hours at the Pennsylvania Special Olympics Summer Games on June 6 and ending on Dec. 26 with a visit to Sloan-Kettering Memorial Hospital in New York, members of the football program participated in more than 30 different community service events during the summer and fall semesters in 2014.

A pre-season highlight was a trip to Hershey Medical Center on July 23. The entire team boarded buses for a drive to Penn State Hershey Children's Hospital just before the start of training camp. The team visited with patients and their families in different sections of the hospital.

The list of events includes 23 community service engagements during the football regular season. Highlighting the list was the United Way's Day of Caring, which takes place each October in State College. Approximately 50 members of the team used an off day during a bye week to give back to the community by helping with the upkeep of Centre Furnace Mansion.

Additionally, nearly 25 members of the team and LifeLink special education students carved and painted pumpkins on the patio of the Lasch Building on Oct. 16. Approximately a dozen members of the team played games and participated in the Buddy Walk at Medlar Field to help raise awareness for children with special needs and support the Centre County Down Syndrome Society on Oct. 18.

In November, the football program adopted Noah Benner through Friends of Jaelyn foundation as an "official" member of the team. Members of the staff gave Noah and his family a tour of the football facility before meeting and speaking with the team at practice.

The Nittany Lions also gave Deven Jackson, a Perry County, Pennsylvania native, an opportunity to tour the football facility and visit with the team at practice. Jackson, who suffered from kidney failure and lost both of his legs to meningitis, inspired the team by competing in youth football with two prosthetic legs.

The week leading up to Thanksgiving was a big time period for community service. The Nittany Lions spent time participating in "Roar for Reading" at local elementary schools, visited The Village, a State College retirement community, spent time with children at the Bellefonte Youth Service Bureau and helped the State College Food bank move more than 2,000 pounds of food.

The team's annual Lift for Life event continued this summer (**Uplifting Athletes on Page 17**).

The team also brightened the days of many youths at the Penn State Hershey Children's Hospital on July 15, boarding three buses to make the trek. Upon arrival, the team broke into smaller groups and walked through different sections of the hospital to spread enthusiasm and uplifting energy. In room after room, the Nittany Lion players and staff members were greeted with smiles from patients and families. The hospital staff members in each wing posed for photos and thanked the team for taking time to visit the immaculate facility.

The long list of community service opportunities is met with tremendous enthusiasm from the student-athletes on the roster. The members of the team jump at the opportunity to lend a hand in the community.



@PennStateFBall



PSUFBall

2015

PSUnrivalled.com

GoPSUsports.com

## NATIONAL NITS

Penn State has several players ranked nationally and within the Big Ten.

Rankings listed NCAA/Big Ten

- RB Saquon Barkley
  - Rushing TDs - 3 (118/11)
  - Rushing Yards - 373 (93/16)
- LB Jason Cabinda
  - Total Tackles - 7.7 (110/15)
- S Koa Farmer
  - Combined Kick Returns - 168 (103/11)
  - Kickoff Returns - 24.0 (42/4)
- WR Chris Godwin
  - Receiving Yards - 390 (57/6)
  - Receiving Yards Per Game - 65.0 (69/6)
  - Receptions Per Game - 4.5 (89/6)
  - Yards Per Reception - 14.44 (127/10)
- DT Austin Johnson
  - Sacks - 0.6 (86/15)
  - Tackles for Loss - 1.3 (57/7)
- PK Joey Julius
  - Field Goal Percentage - .889 (14/2)
  - Field Goals Per Game - 1.3 (44/6)
- DE Carl Nassib
  - Forced Fumbles - 0.83 (1/1)
  - Sacks - 1.7 (1/1)
  - Tackles for Loss - 2.0 (3/2)
- CB John Reid
  - Interceptions - 0.3 (83/8)
- RB Nick Scott
  - Combined Kick Returns - 187 (90/9)
- WR DeAndre Thompkins
  - Combined Kick Returns - 165 (106/13)
  - Punt Returns - 9.7 (34/6)
- TEAM
  - Fewest Penalties Per Game - 5.3 (34/5)
  - Fewest Penalty Yards Per Game - 45.7 (29/3)
  - Fumbles Lost - 2 (t-19/t-3)
  - Passing Yards Per Completion - 12.6 (49/5)
  - Kickoff Returns - 26.3 (17/3)
  - Passes Had Intercepted - 2 (10/1)
  - Red Zone Offense - .909 (25/3)
- 4th Down Conversion Pct Def. -.250 (12/2)
- First Downs Defense - 94 (26/4)
- Fumbles Recovered - 8 (2/1)
- Passing Yards Allowed - 158.7 (13/4)
- Punt Return Defense - 4.94 (36/3)
- Rushing Defense - 117.0 (26/5)
- Scoring Defense - 14.3 (11/4)
- Team Sacks - 4.2 (2/1)
- Team Tackles for Loss - 8.8 (6/1)
- Total Defense - 275.7 (10/3)
- Turnover Margin - 1.3 (8/2)
- Turnovers Gained - 12 (20/1)
- Turnovers Lost - 4 (6/3)

## BARKLEY BREAKS OUT

- Barkley's yards per game average of 93.3 is skewed since he only received one carry for one yard in the season opener against Temple and only played a little over a quarter against SDSU before leaving the game.
- Twelve of Barkley's 42 rushes have gone for double-digit gains, with his longest runs of 54 and 40 yards coming against Rutgers. Most recently against SDSU, he broke off runs of 21 and 34 yards. Twenty-seven of his 42 rushes have been for at least three yards.
- Barkley caught his first career pass against SDSU and took it 22 yards for a touchdown.
- His 310 rushing yards in consecutive games against Buffalo and Rutgers were the highest two-game total by a Penn State back since Zach Zwinak had 314 in a two-game span vs. Indiana (135) and Wisconsin (179).
- It is also the highest total by a true freshman RB in a two-game span since D.J. Dozier had 359 in 1983 (vs. Rutgers and Alabama). Barkley and Dozier are the only true freshman to have back-to-back 100-yard games (Dozier had four in a row in 1983).
- Additionally, Barkley's 195 rushing yards against Rutgers were the most by a Penn State true freshman since Eric McCoo had 206 against Michigan State in 1998. Barkley is the third true freshman at Penn State to have two or more 100-yard rushing performances (5, D.J. Dozier - 1983; 3, Eric McCoo - 1998).
- Against Buffalo Barkley became just the seventh PSU true freshman to rush for over 100 yards in a game, joining, Matt Suhey (1976), Curt Warner (1979), D.J. Dozier (1983), Eric McCoo (1998), Austin Scott (2003) and Silas Redd (2010).
- He is also the first PSU player to rush for 100 yards in a quarter since Tony Hunt vs. Akron in 2004. Larry Johnson rushed for more than 100 in a quarter four times in 2002.
- Barkley is only the third player since 2000 to rush for 100 yards or more in a quarter, and it has now only happened seven times since 2000.
- Barkley (Buffalo and Rutgers) joined Johnson as the only PSU rusher to total 100-plus yard quarters in back-to-back games.

## AVOIDING TURNOVERS AND SACKS

- Minimizing turnovers and sacks are extremely important to the success of an offense, and the Nittany Lions were able to avoid both against Buffalo. Penn State had zero turnovers for the first time since having none against Massachusetts last season, and did not allow a sack for the first time since the win at Wisconsin in 2013.
- The 2013 Wisconsin game was also the last time Penn State posted zeroes in both categories.
- Penn State surrendered an interception against Rutgers, but avoided giving up a sack for a second consecutive game - a feat not accomplished since 2011 against Ohio State and Wisconsin.
- The offensive line was recognized for the Joe Moore Honor Roll for Week 3 for its performance against Rutgers.

## NO NAMES. ALL GAME.

The Penn State football program announced in July that it would remove the names from the backs of its jerseys beginning this season. In 2012, the Penn State coaching staff felt that something needed to be done to honor those student-athletes who kept their promise to play for Penn State after the NCAA handed down sanctions on the program, and decided to place the name of each player on the back of their uniform. It was something that had never been done in the 126-year history of the program, but was symbolic. The decision to remove the names from the jerseys was made to pay homage to the history of Penn State football and return to the tradition that represented Penn State for 125 years.

## FATHER-SONS

Defensive coordinator **Bob Shoop** is not the only Penn State coach who's son is helping the team. Shoop's son Tyler is a wide receiver on the team, and **Trey Hand**, the son of offensive line coach **Herb Hand**, is serving as a team manager.

## BARKLEY NAMED BIG TEN CO-FRESHMAN OF THE WEEK TWICE

Freshman running back **Saquon Barkley** was named the Big Ten Co-Freshman of the Week for two consecutive weeks (9/14, 9/21), as he managed to surpass his breakout game against Buffalo with a 195-yard, two-touchdown performance against Rutgers (9/19) in his Big Ten debut.

- It was the most yards for a PSU true freshman rusher since Eric McCoo (206 yds. vs Michigan State) in 1998 and the most for any PSU rusher since Bill Belton (201 yds. at Illinois) in 2013. Barkley was particularly strong in the second half, totaling 140 yards and a touchdown on 11 rushes.
- Barkley ran for 119 yards on seven carries in the fourth quarter, marking second-straight game that he had a quarter with 100 or more yards.
- His first touchdown run in the game came in Penn State's 21-point second quarter from 15 yards out. The Scarlet Knights tried to claw back into the game in the fourth quarter with a field goal to make the game 21-3, but Barkley answered with a 54-yard run on the first play of the ensuing drive and a 16-yard touchdown run on the very next play. Barkley also had a 40-yard run in the game.
- Barkley turned in a 115-yard performance against Buffalo. He became the first PSU true freshman to rush for more than 100 yards in a game since Silas Redd had 131 yards on 11 carries and scored one touchdown against Northwestern in 2010.
- Barkley helped swing the momentum in Penn State's favor on their first possession of the fourth quarter, as he broke off back-to-back runs totaling 50 yards.
- Barkley provided a spark off of the bench in the second half for the Nittany Lions, averaging 9.6 yards per carry in the win over the Bulls. He reeled off 101 of his 115 yards on eight fourth-quarter carries. He later found the end zone for the Lions final score and his first collegiate touchdown.

## LYNCH AIDS GROUND GAME

Junior running back **Akeel Lynch** started the first four games of the 2015 season in the back field. He did not play against Army or Indiana.

- Lynch led Penn State on the ground in the 2015 season opener at Temple with 78 yards on 10 carries, including a 42-yard touchdown run.
- The Toronto, Ontario, Canada native now has five career 100-yard rushing efforts after crossing the century mark against Rutgers. His performance included a career-long 75-yard touchdown run.
- It was his first 100-yard effort since back-to-back games over the century mark versus Temple (11/15) and at Illinois (11/22) in 2014. He is among the 21 Nittany Lions with five or more career games of 100-plus rushing yards.
- His 1,298 career yards rank 32nd at Penn State. He trails Gary Brown (1,321 yards) for 31st place.
- Lynch ultimately led the team in 2014 with 678 rushing yards on 147 carries (4.6 ypc). He finished the 2014 season in impressive fashion with 393 yards and three touchdowns during the final four contests.
- He surpassed the 1,000-yard mark for his career against Boston College in the PinStripe Bowl, rushing for 77 yards. He is 32nd on PSU's career rushing yard list with 1,280 yards.

## GRADUATION SUCCESS RATE

- Penn State's 87 percent graduation success rate was second-highest in the Big Ten and tied for No. 13 overall among the nation's 128 FBS institutions, according to 2014 NCAA data. The figure was tied for the football program's second-highest graduation rate (with 2011);
- The Nittany Lions' GSR was also tied for No. 5 among all public FBS institutions. It was 16 points higher than the 71 percent FBS average and was second to Northwestern among Big Ten institutions, according to the NCAA.





## ZETTEL NAMED CANDIDATE FOR SENIOR CLASS AWARD

Senior defensive tackle **Anthony Zettel** has been selected as one of 30 candidates for the Senior CLASS Award for college football. To be eligible for the Senior CLASS Award, a student-athlete must have notable achievements in four areas of excellence - community, classroom, character and competition.

An active member of the team off the field, Zettel is the sergeant at arms of Penn State's Uplifting Athletes, helping the chapter raise more than \$1 million for kidney cancer treatment and research since the first Penn State Lift for Life was held in 2003. A kinesiology major, Zettel is scheduled to complete his degree in December.

An acronym for Celebrating Loyalty and Achievement for Staying in School®, the Senior CLASS Award focuses on the total student-athlete and encourages students to use their platform in athletics to make a positive impact.

The 30 candidates will be narrowed to 10 finalists midway through the regular season, and those 10 names will be placed on the official ballot. Ballots will be distributed through a nationwide voting system to media, coaches and fans, who will select one candidate who best exemplifies excellence in the four Cs of community, classroom, character and competition. The Senior CLASS Award winner will be announced in early January.

## ZETTEL TRENDING

Start typing "Anthony Zettel" into Google, and the search engine is likely to guess you want to search for "Anthony Zettel tree." While the first-team All-B1G made his presence known to opposing offenses last season, he made his presence known on social media this summer.

- The fun started when classmate **Jordan Dudas** uploaded an Instagram video ([https://instagram.com/p/2wckHVkNnH/?taken-by=dudas\\_5](https://instagram.com/p/2wckHVkNnH/?taken-by=dudas_5)) of Zettel tackling a tree in May. It went viral amongst many national media outlets.
- At Big Ten media days, Zettel demonstrated various animal sounds, including a dying pig and a velociraptor (<http://espn.go.com/video/clip?id=espn:13423037>).
- Zettel went viral again at the start of preseason camp, as freshman **Nick Bowers** tweeted a video (<https://twitter.com/Nbowers28/status/630543701358592004>) of Zettel roundhouse kicking a full water bottle held by a teammate near the ceiling of the locker room in the Lasch Building. Luckily, nearby freshman **Saquon Barkley** was attentive and ducked to avoid the fast-moving object.
- The attention earned Zettel an appearance on SportsCenter with Chris McKendry and Cari Champion in August. He closed the appearance doing a bigfoot impression.

## SEVEN LIONS HAVE PENN STATE HERITAGE

Seven members of the 2015 Penn State football squad have ties to current or former Nittany Lion players, coaches or staff.

- Redshirt sophomore guard **Evan Galimberti** is the son of Mark Galimberti, who was a manager for the Nittany Lion football program and graduated in 1988.
- Junior wide receiver **Gregg Garrity's** father, Gregg (1980-82), and grandfather, Jim (1952-54), lettered at Penn State. Gregg Sr. made one of the iconic plays in Penn State football history with his diving TD catch to help beat Georgia in the 1983 Sugar Bowl for the Nittany Lions' first National Championship. The youngest Garrity changed his number to 19 during spring practices to honor his father.
- Redshirt senior offensive lineman **Kevin Reihner** joins the Nittany Lions this season after graduating from Stanford in March. He is the son of George Reihner, who was an offensive and defensive tackle at Penn State (1974-77) and played for the Houston Oilers. Additionally, Reihner's uncle, John, was a kicker for the Nittany Lions (1972-75). Kevin Reihner will don the number 68 in honor of his father.
- Freshman safety **John Petrishen's** great grandfather, Pop Ellwood (lettered in 1923), and great uncle, Bill Ellwood (lettered 1937-38), played football at Penn State.
- Freshman wide receiver **Tyler Shoop** is the son of defensive coordinator Bob Shoop.
- Redshirt sophomore safety **Brian Tomasetti** is the son of Rich Tomasetti, who played for Penn State.
- Chappie Hill, a letterman on the 1956 Penn State football team, is the great uncle of freshman tackle **Sterling Jenkins**.

## SIXTEEN FIRST-TEAM ACADEMIC ALL-AMERICANS IN PAST NINE YEARS

Penn State has earned a nation's-best 18 Capital One/CoSIDA Academic All-Americans® over the past nine years, with 16 first-team honorees. In 2013, guard John Urschel became the 11th Nittany Lion to attain first-team Academic All-America honors twice.

Penn State has had 63 CoSIDA Academic All-Americans® all-time, to rank No. 3 nationally among FBS programs. The Penn State football team has had at least one first-team Academic All-American® in 10 of the past 13 seasons (19 overall first-team selections since 2002).

In 2014, defensive end Brad Bars, safety Ryan Keiser and kick snapper **Tyler Yazujian** Academic All-District® selection. The three selections for the Nittany Lions were second-highest among the FBS and FCS institutions in the six states that comprise District II. Penn State led all District II FBS and FCS institutions with nine CoSIDA Academic All-America® nominations.

## 51 NITTANY LIONS COMPILE 3.0 OR HIGHER GPA DURING SPRING SEMESTER

The Penn State football team produced a record-setting academic performance during the 2015 spring semester with 51 squad members earning at least a 3.0 grade-point average. This marks the first time in program history that the Nittany Lions have had more than 50 student-athletes with a 3.0 or better in the spring semester. The 51 Nittany Lions with a 3.0 or higher tie for the second-highest total in program history.

A total of 18 Nittany Lions earned Dean's List recognition in the spring semester with a 3.5 or higher GPA with at least 12 credit hours. Overall, 44 football student-athletes own a 3.0 cumulative GPA or higher after the spring semester with 19 posting a 3.5 cumulative GPA or higher.

The 51 football student-athletes with 3.0 semester GPA or higher trails only the record 55 honorees from the 2008 fall semester and ties the mark set in the 2015 fall semester. The mark is also an improvement from the 46 student-athletes with a 3.0 or higher GPA in the 2014 spring semester.

Ryan Keiser, who was a 2014 CoSIDA Academic All-District® selection, posted a perfect 4.0 GPA in the spring while working on his graduate degree. Fellow CoSIDA Academic All-District® selection, **Tyler Yazujian** notched a 3.90 GPA in the spring to bring his cumulative GPA to an impressive 3.86.

Among the Nittany Lions to make the Dean's List in the spring semester were: Keiser, Yazujian cornerback **Kyle Alston**, Gordon Bentley, wide receiver **Saeed Blacknall**, long snapper Sean Corcoran, guard **Evan Galimberti**, wide receiver **Gregg Garrity**, tight end/h-back **Mike Gesicki**, kicker/punter **Chris Gulla**, linebacker **Ben Kline**, center **Angelo Mangiro**, linebacker **Troy Reeder**, fullback **Dom Salomone**, fullback **Brandon Smith** and running back **Johnathan Thomas**.

## LASCH RENOVATION PLAN UNVEILED

Plans to renovate the Louis and Mildred Lasch Football Building have been unveiled by Penn State Athletics. The Lasch Renovation, a multi-phased project, will allow Penn State football to provide the resources it needs to recruit and support the nation's most talented student-athletes. The first two phases of this renovation include the addition of a nutrition bar, as well as upgrades to the team auditorium, lobby, locker room, hydrotherapy room and an expanded equipment room.

The Lasch Lobby will have a 21st century design that will be powerful and progressive in a clean, classic Penn State way. The lobby will feature an awards area that will recognize the history and accomplishments of the Penn State football program, while the team auditorium, will showcase the Penn State football core values and team imagery displayed throughout the room.

The locker room concept will continue the classic Penn State theme and feature a new ceiling design with an integrated logo, new carpet, new multi-functional lockers, multi-tiered lighting controls and a video wall.

## BEN KLINE SCHOLAR-ATHLETE

### KLINE SEES GAME ACTION

Penn State senior linebacker **Ben Kline** saw his first game action since the 2013 contest at Minnesota (11/9/13). Kline was injured in that game and also missed the entire 2014 season.

### KLINE NAMED TO ALLSTATE AFCA GOOD WORKS TEAM

Ben Kline has been selected to the Allstate, American Football Coaches Association (AFCA) Good Works Team. He is among the 11 FBS and 22 overall honorees for their contributions to the community. In its 24th year, the Allstate AFCA Good Works Team® is comprised of athletes who have used their limited free time to perform inspirational acts of service.

Fans can vote for Kline to become the 2015 Allstate AFCA Good Works Team® Captain at [ESPN.com/Allstate](http://ESPN.com/Allstate) through November 25, 2015. The Team Captain and his fellow award recipients will be invited to New Orleans to participate in a community project before the 2016 Allstate® Sugar Bowl®.

Kline has served as the President of Penn State's Uplifting Athletes chapter for the last two years.

The Seven Valley native has also been involved in THON and Special Olympics during his time at Penn State. He is also the co-founding a student organization this summer that benefits an orphanage in Kenya. The orphanage has an academic partnership with Penn State, and Kline's organization supports that relationship. Additionally, Kline is a nominee for an American Rhodes Scholarship.

Kline is also a two-time CoSIDA Academic All-District choice and two-time Academic All-Big Ten honoree. He posted a perfect 4.0 GPA during the 2011 summer session and 2013 spring semester. Kline has posted a 3.50 GPA or higher in 11 of his 12 semesters on campus, including summer semesters and is a six-time Dean's List selection. He graduated with his degree in finance in December 2014 with a 3.76 cumulative GPA, in just three and a half years. Has begun work on his master's degree in international affairs. Additionally, Kline is a member of the Lion's Paw Senior Honor Society, a prestigious Student-Leadership Senior Honor Society with 14 members from the 2015 graduating class.

### KLINE RHODES SCHOLAR NOMINEE

Kline was nominated for the prestigious Rhodes Scholarship. Kline is presently taking graduate level courses in the Smeal College of Business after graduating in December 2014 with a degree in finance. The Rhodes Scholarships are the oldest and most celebrated international fellowship awards in the world. Each year 32 Americans are selected as Rhodes Scholars, through a decentralized process representing the 50 states and the District of Columbia. Penn State University has produced two Rhodes Scholars in its history.

### UPLIFTING ATHLETES REACHES \$1 MILLION RAISED FOR KIDNEY CANCER RESEARCH

One Cause. One Program. Together Uplifting Athletes and Penn State have stood the test of time.

- Under the guidance of current Chapter President **Ben Kline** and his leadership team, the Penn State Chapter raised a record \$120,000 this past year for kidney cancer research.
- Thanks to the ongoing support of the Penn State and State College communities for the past 13 years, the Penn State Chapter has now raised more than \$1.12 million. Penn State was the first Uplifting Athletes Chapter to reach the \$1 million milestone.
- Each of the last five Lift for Life events have raised in excess of \$100,000.
- As the single largest donor to the Kidney Cancer Association, the funds raised from the Penn State Chapter has helped bring eight new treatments to market in the last 13 years.

And what started at Penn State has sparked a movement that is growing nationwide, as 24 other college football programs have formed Uplifting Athletes Chapters – including half the Big Ten, ACC and at least one chapter in each major FBS conference.



@PennStateFBall



PSUFBall

2015

PSUnrivalled.com

GoPSUsports.com



## END OF AN ERA

## END OF AN ERA

Just six players - **Kyle Carter, Ben Kline, Angelo Mangiro, Carl Nassib, Matt Zanellato, and Anthony Zettel** - remain on the Penn State roster that played under all three permanent head coaches from 2011 to today. All six redshirted as true freshmen in 2011.

## SHORT ON SENIORS

As Penn State rebuilds its depth, the team will have just 13 seniors on the roster. The total ties for the ninth-fewest in FBS. Just five seniors are at offensive skill positions.

## Fewest Seniors for 2015

Wake Forest - 6
UCF - 9
Vanderbilt - 9
Old Dominion - 10
Pitt - 10
Eastern Michigan - 11
NC State - 11
Colorado - 12
<b>Penn State - 13</b>
Tulane - 13
NIU - 13
Louisville - 13
Arkansas - 13
Nevada - 13
Oregon State - 13
Purdue - 13

## Fewest Seniors at Off. Skill Positions (QB, RB, WR, TE)

UCF - 0
Kentucky - 1
Nevada - 1
Old Dominion - 1
Pitt - 1
Syracuse - 1
Wake Forest - 1
Colorado - 2
Eastern Michigan - 2
Minnesota - 3
Ohio St. - 3
Purdue - 3
Washington State - 3
Arkansas - 4
Baylor - 4
Boston College - 4
San Diego St. - 4
San Jose St. - 4
<b>Penn State - 5</b>
Fresno St. - 5
NC State - 5

## OVERTIME OVER TIME

College football introduced overtime during the bowl season in 1995 and adopted the system for regular season games in 1996.

- Since then, Penn State has played 11 overtime games, including five over the past two seasons.
- Seven of the 11 overtime tilts have come at home, two in true road games, one in the 2006 Orange Bowl and one in the 2014 PinStripe Bowl.
- Their first two overtime contests came vs. Iowa in 2000 and 2002 at home.
- The Nittany Lions dropped their first three contests that went to the extra period, but won five straight overtime contests before falling to Nebraska on Nov. 23, 2013.

Penn State's all-time overtime games:

Date	Opponent	Score
11/4/00	IOWA (2OT)	L, 23-26
9/28/02	IOWA	L, 35-42
10/12/02	at Michigan	L, 24-27
1/3/06	vs. Florida State (3OT) <sup>1</sup>	W, 26-23
10/7/06	at Minnesota	W, 28-27
11/24/12	WISCONSIN	W, 24-21
10/12/13	MICHIGAN (4OT)	W, 43-40
11/2/13	ILLINOIS	W, 24-17
11/23/13	NEBRASKA	L, 20-23
10/25/14	OHIO STATE (2OT)	L, 24-31
12/27/14	vs. Boston College <sup>2</sup>	W, 31-30

1 - Orange Bowl, 2 - PinStripe Bowl

## FUTBOL?

Many of the Nittany Lion kicking specialists have strong soccer backgrounds, with two earning opportunities to play Division I soccer.

- Redshirt freshman **Joey Julius** turned down a Division I soccer scholarship to walk-on as a kicker at Penn State. Julius kicked for the Lower Dauphin H.S. football team, earning all-state honors twice, but also played for a travel soccer team for four years. He started the 2015 opener, converting his lone field goal attempt.
- Redshirt freshman **Robby Liebel** earned multiple soccer scholarship offers from top Division I programs, received invitations to the U.S. Soccer Development Academy from 2011-14 and was rated as the top goalkeeper in the state of Florida, but elected to walk-on at Penn State. Liebel did not receive any formal instruction in football kicking until after his senior season of high school, but served as both a kicker and punter at IMG Academy during his final two prep campaigns.
- Unlike Julius, redshirt sophomore **Tyler Davis** did not play a snap of football in high school, as the former soccer standout at St. Charles (Ill.) North High School and two-year member of the U.S. Soccer Development Academy was a highly-touted recruit and even named the *Chicago Sun-Times* Player of the Year after his junior year. He went on to play at Bradley University, appearing in 12 contests as a freshman in 2013, scoring the game-winning, golden goal in his first career game.
- Redshirt freshman **Nick Boumerhi** was a three-year letterwinner in soccer at Phillipsburg-Osceola High School, but kicked for the football team as a junior and senior. He was only the full-time kicker during his senior season and garnered first-team all-conference honors.

## PENN STATE IN 23RD BIG TEN SEASON

After 106 years as an independent in football, Penn State began play in the Big Ten Conference in 1993 and is playing its 23rd season in the conference. The Nittany Lions were Big Ten Champions in 1994, beating Oregon to win the 1995 Rose Bowl, and played USC in the 2009 Rose Bowl.

The Nittany Lions began Big Ten play against division foe Rutgers for the second straight season, and finish the regular season once again against Michigan State, this time traveling East Lansing for the Nov. 28 game. Penn State will also play divisional opponents Indiana (Oct. 10) and Michigan (Nov. 21) and non-divisional opponent Illinois (Oct. 31) at home.

The road schedule features divisional opponents Ohio State (Oct. 17) and Maryland (Oct. 24), while Penn State also travels to face non-division opponent Northwestern (Nov. 7).

This is the final season of the Big Ten playing an eight-game schedule. The conference will move to a nine-game slate starting in 2016.

## B1G OPENERS OVER THE YEARS

- Penn State owns an 11-12 in Big Ten opening contests. Fourteen of the Nittany Lions' 22 B1G openers have come on the road (7-7).
- Penn State has defeated Rutgers in its Big Ten opener in each of the past two seasons. Both contests came in Week 3 of the season, making the games the earliest Big Ten openers for Penn State since it opened the 1993 and 1994 seasons with Big Ten games. They hosted Minnesota on Sept. 4, 1993 (W, 38-20) and won at Minnesota on Sept. 3, 1994 (W, 56-3).
- Penn State has played Wisconsin more than any other team to open Big Ten play. The Nittany Lions and Badgers have met four times to open B1G play.
- The Nittany Lions have also played Illinois (3), Indiana (3), Iowa (3), Michigan (1), Minnesota (3), Northwestern (1), Ohio State (3) and Rutgers (2) in Big Ten openers.

## HOME OPENER HISTORY

- Penn State's all-time record in home openers is 115-13-1 and 47-9 in Beaver Stadium.
- Penn State has won 13 out of its last 14 and its last three consecutively, defeating Buffalo, 27-14 (2015); Akron, 21-3 (2014) and Eastern Michigan, 45-7 (2013).

## PENN STATE SEASON OPENERS

The Nittany Lions now own a record of 106-21-2 in opening games.

- The 2015 opener was the third consecutive away from home for the Lions. It was also the first time the Lions have opened the season with a true road game since opening at Minnesota in 1994.
- It was the first time Penn State had opened three consecutive seasons away from Beaver Stadium since the 1971-73 seasons.
- The next four season openers (2016, Kent State; 2017, Akron; 2018, Appalachian State; and 2019, Idaho) will all take place in Beaver Stadium.
- Despite a 27-10 loss at Temple this season, the Lions have still won 12 out of their last 14 openers.
- Penn State's longest streaks of winning their season openers are: 12 (1919-30), 11 (1893-1903), 10 (1973-82; 2002-11), 9 (1909-17), 7 (1942-48).
- Penn State has only lost consecutive season openers twice in school history; 1964-65, 1989-90, 2000-01. They have never lost three consecutive season openers.
- The Nittany Lions went unbeaten from 1909-30, winning 20-of-21 season openers. They tied Wissahickon Barracks, 6-6, in 1918 and the streak was stopped by Waynesburg, a 7-0 setback, in 1931.

## FORTY LETTERMEN RETURN

Penn State returns 40 lettermen from last year's New Era PinStripe Bowl championship squad — 20 on defense, 17 on offense and three specialists. Additionally, three lettermen return from the 2013 squad after missing 2014. Of the 40 lettermen returning, 29 have starting experience — 15 on offense, 13 on defense and the starting punter.

The Nittany Lions lost the services of 18 letterwinners — 10 on defense, seven on offense and the starting placekicker.

## FIFTEEN STARTERS ARE BACK IN THE FOLD

The Nittany Lions return 15 starters — eight on offense and seven on defense. Fourteen additional players have starting experience — seven on offense, six on defense and a punter.

Among the returning starters are All-American defensive tackle **Anthony Zettel**, Freshman All-Americans **DaeSean Hamilton** and **Andrew Nelson**, along with four others that received honorable-mention All-Big Ten honors: defensive tackle **Austin Johnson**, cornerback **Jordan Lucas**, center **Angelo Mangiro** and cornerback **Trevor Williams**. That group also includes Big Ten All-Freshman Team honorees safety **Marcus Allen**, wide receiver **Chris Godwin** and punter **Daniel Pasquariello**.

**ZETTEL NAMED PRESEASON ALL-AMERICA**

Senior defensive tackle **Anthony Zettel** earned preseason All-America honors from two publications, highlighted by a first-team nod on Phil Steele's Preseason All-America Team. Zettel also took home second-team preseason All-America honors from Athlon Sports.

After moving from defensive end to tackle in 2014, Zettel enjoyed his most productive season en route to fourth-team All-America honors by Athlon Sports and an All-Big Ten first-team pick by both the coaches and media. Zettel logged career-best totals with 17 tackles for loss and 8.0 sacks. His 16.0 career sacks rank tied for No. 15 in Penn State history and his 27.0 career TFLs are just five shy of entering the top 15 in the Penn State record books.

Zettel was the only FBS player to rank among the national leaders in sacks and interceptions per game in 2014. The athletic defensive lineman nabbed three interceptions, the most by a Penn State defensive lineman since at least 1959, to tie for the team lead in the category and added one forced fumble, one fumble recovery and eight pass deflections.

**Honors & Awards on Page 12**

**THREE NAMED PRESEASON ALL-BIG TEN**

Three Penn State players were selected first-team preseason All-Big Ten by national preview publications. Senior defensive tackle **Anthony Zettel** earned first-team all-conference recognition from Phil Steele, Lindy's and Athlon, while redshirt sophomore wide receiver **DaeSean Hamilton** was named first-team All-Big Ten by Phil Steele, Athlon and Sporting News. Senior safety **Jordan Lucas** rounded out the list of first-team preseason all-conference selections with a berth on Phil Steele's team.

Additionally, Hamilton was a second-team selection by Lindy's and Lucas claimed a second-team berth from Athlon. Junior linebacker **Nyeem Wartman-White**, junior defensive tackle **Austin Johnson** and junior running back **Akeel Lynch** also garnered preseason second-team all-conference accolades.

**Honors & Awards on Page 12.**

**SIX BOWL TEAMS HIGHLIGHT SCHEDULE**

The Nittany Lions are facing six teams that participated in a bowl game during the 2014 campaign, with the contingent compiling a 4-3 record in those games.

In Beaver Stadium, Penn State will face:

- **Rutgers** beat North Carolina, 40-21, in the Quick Lane Bowl.
- **San Diego State** suffered a one-point loss, 17-16, against Navy in the San Diego County Credit Union Poinsettia Bowl.
- **Illinois** fell to Louisiana Tech, 35-18, in the Zaxby's Heart of Dallas Bowl.  
Penn State will travel to:
- **Ohio State** earned the No. 4 seed in the College Football Playoff and defeated Alabama, 42-35, in the Allstate Sugar Bowl and toppled Oregon, 42-20, in the College Football Playoff National Championship.
- **Maryland** dropped a 45-21 decision to Stanford in the Foster Farms Bowl.
- **Michigan State** bested Baylor, 42-41, in the Goodyear Cotton Bowl Classic.

**PENN STATE NUMBER CHANGES**

Several Lions are wearing new numbers, including **Jordan Lucas** (5), **Mark Allen** (8), **Brandon Bell** (11), **Torrence Brown** (19), **Gregg Garrity** (19), **Brandon Johnson** (27), **Troy Reeder** (42), **Javon Turner** (28), **Kyle Vasey** (96) and **Daquan Worley** (4).

**NITTANY LION POSITION CHANGES**

Among the PSU players who played new positions during the spring: **Koa Farmer** (LB to S), **Jack Haffner** (RB to LB), **Charles Idemudia** (LB to TE/H), **Jordan Lucas** (CB to S), **Brendan Mahon** (T to C/G), **Dom Salomone** (FB to TE/H) and **Chasz Wright** (T to C/G).

**NINE GAME BIG TEN SLATE IN 2016**

Big Ten teams will play eight conference games this season, but a nine-game conference schedule starts in 2016. The Nittany Lions will play their six East Division rivals and three West Division teams that rotate starting in 2016. PSU and all East teams will have five Big Ten home games in 2016 and in even-numbered years thereafter.

**ANOTHER SELLOUT FOR PENN STATE'S UNRIVALED STUDENT SECTION**

The Penn State Student Section presented by The Apartment Store sold out more than 21,200 tickets, highlighted by an eight-minute sellout of the sophomore allotment. The sophomore and freshmen combined to sell out their allotments in 25 minutes, respectively. The Penn State Student Section presented by The Apartment Store has consistently sold out for four decades, showing the passion and dedication of Penn State students.

Penn State's proud and enthusiastic student section in Beaver Stadium is the nation's second-largest full season student ticket section of any school, for any sport.

ESPN's College Gameday and ESPN The Magazine ("The Nation's No. 1 Student section") are among the national media accolades for the Nittany Lions' loud and impactful student section.

**2015 BIG TEN DIVISIONS (FOOTBALL ONLY):**

East Division: Indiana, Maryland, Michigan, Michigan State, Ohio State, Penn State, Rutgers.

West Division: Illinois, Iowa, Minnesota, Nebraska, Northwestern, Purdue, Wisconsin.

**HAM HONORED**

The accomplishments of legendary Penn State football linebacker **Jack Ham** continue to stand out in the annals of college football history, as the Football Writers' Association of American (FWAA) named the Hall of Famer and current Penn State Sports Network broadcaster to its 75th Anniversary All-America Third Team in August.

The team celebrates the FWAA's All-America teams from near the end of World War II through the 2014 season. The FWAA, which was founded in 1941, has picked an annual All-America team since the 1944 season, making it the second-longest continuously selected team in major college football.

As a senior co-captain, Ham earned All-America honors in 1970 after making 91 tackles and intercepting four passes. He still shares a pair of defensive records for blocked punts: four in his career, three in his final season. Ham had 251 career tackles (143 solo).

Ham is the only Penn State product in both the college and professional football halls of fame.

**NITTANY LIONS IN NFL VENUES**

- In 2015, Penn State will take on Maryland at M&T Bank Stadium, home of the Super Bowl XLVII Champion Baltimore Ravens, to mark the eighth current NFL stadium the Blue and White have played in. Penn State opened the season in Lincoln Financial Field, home of the Philadelphia Eagles, against Temple.
- The Nittany Lions have also played in current homes of the Miami Dolphins (Sun Life Stadium), New Orleans Saints (Mercedes-Benz Superdome), New York Giants/New York Jets (MetLife Stadium), San Diego Chargers (Qualcomm Stadium), Tampa Bay Buccaneers (Raymond James Stadium) and Washington Redskins (FedEx Field).
- The first documented Penn State game in a professional stadium was in 1921 when the Nittany Lions defeated Georgia Tech, 28-7, in front of 30,000 fans at the Polo Grounds in Upper Manhattan in New York City.
- Excluding bowl games, the Lions have played 38 regular season games in 13 different stadiums with permanent NFL tenants.
- Four regular season games were played in NFL venues in 1983, as the Lions played in Giants Stadium twice (Nebraska and Rutgers), Veterans Stadium (Temple) and Sullivan (Foxboro) Stadium (Boston College.)

**NFL STADIUMS****PENN STATE REGULAR SEASON GAMES IN VENUES WITH NFL TENANTS**

Sept. 5, 2015	L, 10-27	at Temple
Aug. 31, 2013	W, 23-17	Lincoln Financial Field vs. Syracuse MetLife Stadium
Sept. 27, 2011	W, 14-10	at Temple Lincoln Financial Field
Nov. 20, 2010	W, 41-24	vs. Indiana FedEx Field
Nov. 10, 2007	W, 31-0	at Temple Lincoln Financial Field
Oct. 28, 2000	W, 27-24	vs. Indiana RCA Dome
Aug. 27, 2000	L, 5-29	vs. USC Giants Stadium
Sept. 21, 1996	W, 41-0	vs. Temple Giants Stadium
Aug. 25, 1996	W, 24-7	vs. USC Giants Stadium
Sept. 23, 1995	W, 59-34	vs. Rutgers Giants Stadium
Oct. 3, 1992	W, 38-24	vs. Rutgers Giants Stadium
Nov. 9, 1991	W, 47-7	vs. Maryland Memorial Stadium
Oct. 5, 1991	W, 24-7	vs. Temple Veterans Stadium
Aug. 28, 1991	W, 34-24	vs. Georgia Tech Giants Stadium
Nov. 11, 1989	T, 13-13	vs. Maryland Memorial Stadium
Oct. 7, 1989	W, 17-0	vs. Rutgers Giants Stadium
Oct. 1, 1988	W, 45-9	vs. Temple Veterans Stadium
Nov. 7, 1987	W, 21-16	vs. Maryland Memorial Stadium
Sept. 26, 1987	W, 27-17	vs. Boston College Sullivan Stadium (Foxboro)
Sept. 20, 1986	W, 26-14	vs. Boston College Sullivan Stadium (Foxboro)
Nov. 9, 1985	W, 31-10	vs. Cincinnati Riverfront Stadium
Sept. 28, 1985	W, 17-10	vs. Rutgers Giants Stadium
Sept. 29, 1984	L, 3-28	vs. Texas Giants Stadium
Oct. 29, 1983	L, 17-27	vs. Boston College Sullivan Stadium (Foxboro)
Oct. 1, 1983	W, 36-25	vs. Rutgers Giants Stadium
Sept. 24, 1983	W, 23-18	vs. Temple Veterans Stadium
Aug. 29, 1983	L, 6-44	vs. Nebraska Giants Stadium
Nov. 15, 1980	W, 50-7	vs. Temple Veterans Stadium
Oct. 20, 1979	W, 35-7	vs. Syracuse Giants Stadium
Sept. 1, 1978	W, 10-7	at Temple Veterans Stadium
Sept. 2, 1977	W, 45-7	vs. Rutgers Giants Stadium
Nov. 26, 1976	L, 7-24	vs. Pitt Three Rivers Stadium
Oct. 30, 1976	W, 31-30	vs. Temple Veterans Stadium
Nov. 22, 1975	W, 7-6	vs. Pitt Three Rivers Stadium
Nov. 28, 1974	W, 31-10	vs. Pitt Three Rivers Stadium
Oct. 24, 1959	W, 20-9	vs. Illinois Cleveland Municipal Stadium
Dec. 2, 1950	W, 21-20	at Pitt Forbes Field
Nov. 15, 1947	W, 20-7	vs. Navy Memorial Stadium
Oct. 31, 1941	W, 42-0	at NYU Polo Grounds



@PennStateFBall



PSUFBall

2015

PSUnrivalled.com

GoPSUsports.com

**PENN STATE FOOTBALL SHOW****UNRIVALED: THE PENN STATE FOOTBALL STORY PRESENTED BY PEPSI PREMIERES**

Penn State Athletics and WPSU Penn State are continuing their partnership this fall to produce the second season of "Unrivaled: The Penn State Football Story," Presented by Pepsi, a weekly preview show that will chronicle the Nittany Lions journey throughout the 2015 season.

WPSU Penn State is producing "Unrivaled: The Penn State Football Story" Presented by Pepsi, which debuted September 3 in some markets and aired on WPSU-TV, across the Commonwealth and in numerous markets in the Mid-Atlantic and Northeast (see affiliates and schedule below).

Fans are encouraged to check local listings for possible schedule changes, particularly for the first episode and final episode, which will air during Thanksgiving week.

The program provides a fast-paced, intimate look inside the Nittany Lion football program. It will include a look at game week preparation, an all-access look at the coaching staff and visits with selected players on and off the field throughout the season.

The coverage also may include a review of the previous week's game with highlights, sideline and locker room coverage. An enhanced game highlight package from each week's game can be found on the Penn State All-Access Channel on [www.GoPSUsports.com](http://www.GoPSUsports.com) for free every Sunday following a game.

WPSU Penn State is in its fourth year working with Penn State Intercollegiate Athletics to produce the Nittany Lion football team's weekly in-season TV show. "Penn State Football 2013 - The Next Chapter," was nominated for a Mid-Atlantic Emmy Award in 2013.

WPSU Penn State also works in partnership with Penn State Athletics to produce weekly in-season TV shows for men's basketball, "Penn State Basketball: In The Paint" and women's basketball, "Courtside with Coquese." "In The Paint" was nominated for a 2013 Mid-Atlantic Emmy Award. "Courtside with Coquese" received a Mid-Atlantic Emmy award in 2008 and was nominated for an Emmy in 2013.

Among the outlets carrying "Unrivaled: Penn State Football Story" Presented by Pepsi are:

- WPSU-TV, Ch. 3 (State College/Central Pa.) - Friday, 9 p.m.; Saturday, 11 a.m.
- WPSU PBS World (State College/Central Pa.) -- Friday, 6:15 p.m.
- WTAJ-TV, Ch. 10/32 (State College/Altoona/Johnstown) -- Friday (9/4) at 7 p.m.; remainder of the season Thursday, 7:00 p.m.
- WFMZ-TV (Allentown/Northeast Philadelphia) -- Saturday, 12:00 a.m. (ch. 69); Saturday, 11:30 a.m. (ch. 69.4)
- MASN (Baltimore-Washington, D.C.) - Thursday, 10:30 p.m.
- WFXP-TV, Ch. 66 (Erie) - Saturday, 6:30 a.m.
- WLYH-TV (Harrisburg/Lancaster/Lebanon/York) -- TBA (ch. 15); Saturday, 11:00 a.m. (EHP MyNet 21.2)
- CSN-Philadelphia (Philadelphia/New Jersey) - Thursday, 11 p.m.
- Root Sports (Western Pa./Eastern Ohio/West Virginia) - Friday, 4 p.m.
- WNEP2 (Scranton/Wilkes-Barre) - Thursday, 9:30 p.m.

WPSU Penn State serves central Pennsylvania and national audiences with programming, educational services and community outreach. This public media service produces, acquires and distributes programs that address local interests and reflect the diverse cultural, political, geographic and demographic characteristics of an audience within central Pennsylvania.

**PENN STATE SPORTS NETWORK AIRS ALL NITTANY LION GAMES; COACHES SHOW**

Nearly 60 radio stations across Pennsylvania, Maryland, New Jersey, New York and Ohio are carrying Penn State football to fans throughout the Northeast this season on the Penn State Sports Network.

Steve Jones and Jack Ham are teaming up for their 16th season as the play-by-play voice and color analyst, respectively, on the Penn State Sports Network.

The football broadcasts begin 90 minutes before kickoff with the one-hour "Dietz & Watson Tailgate Show" with host Roger Corey, along with Jones and Ham. "The Penn State Bookstore Kickoff Show," a 20-minute conversation with Head Coach James Franklin follows, before Jones and Ham bring listeners the starting lineups, health reports, field conditions and late-breaking news in the final minutes leading up to kickoff.

The broadcasts conclude with the "Pennsylvania Propane Gas Association Postgame Show" featuring locker room interviews, game statistics, stars and plays of the game, as well as scores from around the nation.

All Penn State Sports Network broadcasts also can be heard via the Penn State Intercollegiate Athletics website: [www.GoPSUsports.com](http://www.GoPSUsports.com).

The Penn State Sports Network is syndicated by Penn State Sports Properties, a property of Learfield Sports, one of the country's largest syndicators of college sports.

The network will also carries "The Penn State Coaches Show Presented by Pepsi" every Thursday throughout the season. The program also is carried live on GoPSUsports.com via Penn State All-Access.

The one-hour program takes place at LettermanS on East College Ave. in State College every Thursday at 6:05 p.m. from late August through mid-march.

For a complete listing of Penn State Sports Network affiliates, go to:

<http://www.gopsusports.com/ot/radio-tv.html>.





## OFFENSIVE STARTERS

OPPONENT	LT	LG	C	RG	RT	TE	QB	RB	FB	WR	WR
at Temple	Palmer	Mahon	Mangiro	Gaia	Nelson	Gesicki	Hackenberg	Lynch	Wilkerson^	Polk	Hamilton
BUFFALO	Nelson	Dowrey	Mangiro	Gaia	Mahon	Gesicki	Hackenberg	Lynch	Wilkerson^	Godwin	Hamilton
RUTGERS	Palmer	Dowrey	Mangiro	Gaia	Mahon	Carter	Hackenberg	Lynch	Wilkerson^	Godwin	Hamilton
SAN DIEGO STATE	Palmer	Dowrey	Mangiro	Gaia	Mahon	Gesicki	Hackenberg	Lynch	Wilkerson^	Polk	Hamilton
ARMY WEST POINT	Palmer	Dowrey	Mangiro	Gaia	Mahon	Gesicki	Hackenberg	Allen	Wilkerson^	Godwin	Blacknall
INDIANA	Palmer	Mahon	Laurent	Gaia	Nelson	Gesicki	Hackenberg	Scott	Blacknall%	Godwin	Hamilton
at Ohio State											
vs. Maryland											
ILLINOIS											
at Northwestern											
MICHIGAN											
at Michigan State											

^ - Opened in a two TE set | % - Opened in a three WR set | \$ - Opened in a three TE set

## DEFENSIVE STARTERS

OPPONENT	DE	DT	DT	DE	SLB	MLB	WLB	CB	S	S	CB
at Temple	Nassib	Zettel	Johnson	Sickels	Bell	Wartman-White	Cabinda	Reid	Allen	Lucas	Williams
BUFFALO	Nassib	Zettel	Johnson	Sickels	Walker	Cabinda	Reeder	Reid	Allen	Lucas	Williams
RUTGERS	Nassib	Zettel	Johnson	Sickels	Bell	Cabinda	Reeder	Haley	Allen	Lucas	Williams
SAN DIEGO STATE	Nassib	Zettel	Johnson	Sickels	Bell	Cabinda	Reeder	Haley	Allen	Golden	Williams
ARMY WEST POINT	Nassib	Zettel	Johnson	Sickels	Walker	Cabinda	Reeder	Haley	Apke	Lucas	Williams
INDIANA	Nassib	Zettel	Johnson	Sickels	Bell	Cabinda	Reeder	Haley	Allen	Lucas	Williams
at Ohio State											
vs. Maryland											
ILLINOIS											
at Northwestern											
MICHIGAN											
at Michigan State											

^ - Opened in nickel defense

## CAREER STARTS

Player	'12	'13	'14	'15	Total
Hackenberg (QB)	-	12	13	6	31
Lucas (CB/S)	-	12	12	5	29
Williams (CB)	1	7	12	6	26
Wartman-White (LB)	-	8	12	1	21
Johnson (DT)	-	2	13	6	20
Zettel (DE)	-	2	13	6	20
Mangiro (C)	-	-	13	5	18
Hamilton (WR)	-	-	13	5	18
Gaia (G)	-	-	12	6	18
Carter (TE/H)	2	4	9	1	16
Nelson (T)	-	-	13	3	16
Lewis (WR)	-	4	11	-	15
Bell (LB)	-	1	10	4	15
Mahon (G/T)	-	-	9	6	15
Marcus Allen (S)	-	-	7	5	12
Godwin (WR)	-	-	3	5	8
Cabinda (LB)	-	-	1	6	7
Lynch (RB)	-	-	2	4	6
Gesicki (TE/H)	-	-	1	5	6
Dowrey (G)	-	-	1	5	6

Player	'12	'13	'14	'15	Total
Nassib (DE)	-	-	-	6	6
Sickels (DE)	-	-	-	6	6
Palmer (T)	-	-	-	5	5
Reeder (LB)	-	-	-	5	5
Breneman (TE/H)	-	5	-	-	5
Wilkerson (TE/H)	-	-	-	4	4
Haley (CB)	-	-	-	4	4
Walker (LB)	-	-	1	2	3
Blacknall (WR)	-	-	1	2	3
Reid (CB)	-	-	-	2	2
Kline (LB)	-	2	-	-	2
Polk (WR)	-	-	-	2	2
Campbell (CB)	-	-	1	-	1
Golden (S)	-	-	-	1	1
Wooten Jr. (LB)	-	-	1	-	1
Mark Allen (RB)	-	-	-	1	1
Apke (S)	-	-	-	1	1
Scott (RB)	-	-	-	1	1
Laurent (C)	-	-	-	1	1

DEPTH CHART

OFFENSE

Wide Receiver (X)

12 Chris Godwin (6-1, 208, So./So.)  
 13 Saeed Blacknall (6-2, 211, So./So.)  
 84 Juwan Johnson (6-4, 213, Fr./Fr.)

Wide Receiver (Z)

7 Geno Lewis (6-1, 205, Sr./Jr.)  
 80 Matt Zanellato (6-3, 210, Gr./Sr.)

Tight End/H-Back

88 Mike Gesicki (6-6, 255, So./So.)  
 11 Brent Wilkerson (6-3, 250, Sr./Jr.)  
 87 Kyle Carter (6-3, 252, Gr./Sr.)

Left Tackle

73 Paris Palmer (6-7, 302, Jr./Jr.)  
 58 Chance Sorrell (6-5, 295, So./Fr.)

Left Guard

70 Brendan Mahon (6-4, 318, Jr./So.)  
 53 Derek Dowrey (6-3, 321, Sr./Jr.)  
 71 Albert Hall (6-4, 298, Sr./Jr.)

Center

55 Wendy Laurent (6-2, 294, Sr./Jr.)  
 66 Angelo Mangiro (6-3, 321, Gr./Sr.)

Right Guard

72 Brian Gaia (6-3, 304, Sr./Jr.)  
 68 Kevin Reihner (6-3, 313, Gr./Sr.)

Right Tackle

59 Andrew Nelson (6-6, 302, Jr./So.)  
 60 Noah Beh (6-6, 294, So./Fr.)

Wide Receiver (F)

5 DaeSean Hamilton (6-1, 206, Jr./So.)  
 3 DeAndre Thompkins (5-11, 185, So./Fr.)  
 10 Brandon Polk (5-9, 170, Fr./Fr.)

Quarterback

14 Christian Hackenberg (6-4, 228, Jr./Jr.)  
 9 Trace McSorley (6-0, 196, So./Fr.)  
 4 Tommy Stevens (6-4, 211, Fr./Fr.)

Running Back

24 Nick Scott (5-11, 198, So./Fr.)  
 8 Mark Allen (5-6, 181, So./Fr.)  
 20 Johnathan Thomas (5-11, 221, So./Fr.)

Fullback

34 Dom Salomone (5-10, 242, Sr./Jr.)

DEFENSE

Defensive End

95 Carl Nassib (6-7, 272, Sr./Sr.)  
 19 Torrence Brown (6-3, 250, So./Fr.)  
 52 Curtis Cothran (6-5, 261, Jr./So.)

Defensive Tackle

98 Anthony Zettel (6-4, 284, Sr./Sr.)  
 91 Tarow Barney (6-2, 306, Sr./Sr.)  
 93 Antoine White (6-2, 292, So./Fr.)

Defensive Tackle

99 Austin Johnson (6-4, 323, Sr./Jr.)  
 41 Parker Cothren (6-4, 302, Jr./So.)

Defensive End

90 Garrett Sickels (6-4, 258, Jr./So.)  
 94 Evan Schwan (6-6, 256, Sr./Jr.)

Sam Linebacker

11 Brandon Bell (6-1, 231, Jr./Jr.)  
 25 Von Walker (5-11, 219, Jr./Jr.) -OR-  
 43 Manny Bowen (6-1, 200, Fr./Fr.)

Middle Linebacker

40 Jason Cabinda (6-1, 245, So./So.)  
 38 Ben Kline (6-2, 230, Gr./Sr.) -OR-  
 8 Gary Wooten Jr. (6-2, 237, Sr./Jr.)

Will Linebacker

42 Troy Reeder (6-1, 241, So./Fr.)  
 33 Jake Cooper (6-1, 226, Fr./Fr.)  
 35 Matt Baney (6-0, 225, Sr./Sr.)

Cornerback

15 Grant Haley (5-9, 189, So./So.)  
 29 John Reid (5-10, 186, Fr./Fr.)  
 21 Amani Oruwariye (6-1, 205, So./Fr.)

Free Safety

2 Marcus Allen (6-2, 209, So./So.)  
 28 Troy Apke (6-1, 198, So./So.)

Strong Safety

5 Jordan Lucas (6-0, 193, Sr./Sr.)  
 6 Malik Golden (6-0, 205, Sr./Jr.)  
 7 Koa Farmer (6-1, 222, So./Fr.)

Cornerback

10 Trevor Williams (6-0, 200, Sr./Sr.)  
 1 Christian Campbell (6-1, 186, So./So.)  
 12 Jordan Smith (5-10, 190, Jr./Jr.)

SPECIAL TEAMS

Punter

92 Daniel Pasquariello (6-1, 200, So./So.)  
 37 Chris Gulla (6-1, 199, Jr./So.)

Kicker

99 Joey Julius (5-10, 259, So./Fr.)  
 95 Tyler Davis (5-11, 186, Jr./So.)

Holder

93 Robby Liebel (6-2, 201, So./Fr.)  
 16 Billy Fessler (5-11, 184, So./Fr.)  
 37 Chris Gulla (6-1, 199, Jr./So.)

Long Snapper

44 Tyler Yazujian (5-11, 264, Sr./Jr.)  
 41 Zach Ladonis (6-2, 228, Jr./So.)  
 97 Nick Cox (6-0, 230, Fr./Fr.)

Kickoff Returners

10 Brandon Polk (5-9, 170, Fr./Fr.)  
 24 Nick Scott (5-11, 197, So./Fr.)  
 7 Koa Farmer (6-1, 222, So./Fr.)

Punt Returners

3 DeAndre Thompkins (5-11, 185, So./Fr.)  
 8 Mark Allen (5-6, 184, So./Fr.)  
 10 Brandon Polk (5-9, 170, Fr./Fr.)

PRONUNCIATIONS

Troy Apke . . . . . Troy App-KEY  
 Saquon Barkley . . . . . SAY-kwon Barkley  
 Tarow Barney . . . . . Tuh-ROW Barney  
 Noah Beh . . . . . Noah BAY  
 Saeed Blacknall . . . . . Sah-eed Black-NALL  
 Curtis Cothran . . . . . Curtis CAW-thren  
 Parker Cothren . . . . . Parker CAW-thren  
 Tom Devenney . . . . . Tom De-VENN-ee  
 Koa Farmer . . . . . CO-uh Farmer  
 Brian Gaia . . . . . Brian GUY-ah  
 Mike Gesicki . . . . . Mike GUY-sick-E  
 Malik Golden . . . . . Mah-LEEek Golden  
 Chris Gulla . . . . . Chris GOO-la  
 DaeSean Hamilton . . . . . DAY-shawn Hamilton  
 Colin Harrop . . . . . Colin HAIR-up  
 Zach Ladonis . . . . . Zach Lah-DONN-iss  
 Wendy Laurent . . . . . Wendy Lah-RENT  
 Brendan Mahon . . . . . Brendan MANN  
 Angelo Mangiro . . . . . Angelo Man-JEER-oh  
 Ayrone Monroe . . . . . Air-en Monroe  
 Carl Nassib . . . . . Carl NASS-ib  
 Amani Oruwariye . . . . . UH-monn-E O-rue-waar-ee-A  
 Daniel Pasquariello . . . . . Daniel pass-KAH-rello  
 Kevin Reihner . . . . . Kevin REE-nur  
 Chance Sorrell . . . . . Chance (Sore-ull)  
 Tyler Yazujian . . . . . Tyler YAZZ-oo-jee-an (soft j)  
 Matt Zanellato . . . . . Matt ZAN-uh-LOTT-oh  
 Anthony Zettel . . . . . Anthony ZET-tull

ASSISTANT COACHES



**Bob Shoop**  
*Def. Coord./*  
*Safeties*  
 Booth



**John Donovan**  
*Off. Coord./*  
*Tight Ends*  
 Booth



**Charles Huff**  
*Special Teams Coord./*  
*Running Backs*  
 Field



**Brent Pry**  
*Asst. Head Coach/*  
*Co-Def. Coord./LBs*  
 Field



**Josh Gattis**  
*Asst. Special Teams*  
*Coord./Wide Receivers*  
 Field



**Herb Hand**  
*Run Game Coord./*  
*Offensive Line*  
 Field



**Ricky Rahne**  
*Pass Game Coord./*  
*Quarterbacks*  
 Field



**Terry M. Smith**  
*Cornerbacks*  
 Field



**Sean Spencer**  
*Defensive Line*  
 Field



@PennStateFBall



PSUFBall

2015

PSUnrivaled.com

GoPSUsports.com

## NUMERICAL ROSTER

NO.	NAME	POS.	CL./EL.	HT.	WT.	HIGH SCHOOL/COACH	HOMETOWN
1	Campbell, Christian *	CB	So./So.	6-1	186	Central/Woodrow Lowe	Phenix City, Ala.
2	Allen, Marcus *	S	So./So.	6-2	209	Dr. Henry A. Wise, Jr./Dalawn Parrish	Upper Marlboro, Md.
2	Kiley, Jake	WR	Sr./Jr.	6-0	183	New Hampton/Ed Kiley	Plymouth, N.H.
3	Thompkins, DeAndre	WR	So./Fr.	5-11	185	Swansboro/Tim Laspada	Hubert, N.C.
4	Stevens, Tommy	QB	Fr./Fr.	6-4	211	Decatur Central/Justin Dixon	Indianapolis, Ind.
4	Worley, Daquan	CB	So./Fr.	5-9	180	Coatesville/Matt Ortega	Coatesville, Pa.
5	Hamilton, DaeSean *	WR	Jr./So.	6-1	206	Mountain View/Lou Sorrentino	Fredericksburg, Va.
5	Lucas, Jordan ***	S	Sr./Sr.	6-0	193	New Rochelle/Lou DiRienzo	New Rochelle, N.Y.
5	Wartman-White, Nyeem **	LB	Sr./Jr.	6-1	243	Valley View/George Howanitz	Philadelphia, Pa.
6	Golden, Malik **	S	Sr./Jr.	6-0	205	Cheshire Academy/Dan O'dea	Hartford, Conn.
6	Robinson, Andre	RB	Fr./Fr.	5-9	209	Bishop McDevitt/Jeff Weachter	Mechanicsburg, Pa.
7	Farmer, Koa	S	So./Fr.	6-1	222	Notre Dame/Kevin Rooney	Lake View Terrace, Calif.
7	Lewis, Geno **	WR	Sr./Jr.	6-1	205	Wyoming Valley West/Pat Keating	Wilkes-Barre, Pa.
8	Allen, Mark	RB	So./Fr.	5-6	181	DeMatha Catholic/Elijah Brooks	Hyattsville, Md.
8	Wooten Jr., Gary **	LB	Sr./Jr.	6-2	237	Hialeah Senior/Marc Berman	Miami, Fla.
9	McSorley, Trace	QB	So./Fr.	6-0	196	Briar Woods/Charlie Pierce	Ashburn, Va.
10	Polk, Brandon	WR	Fr./Fr.	5-9	170	Briar Woods/Charlie Pierce	Ashburn, Va.
10	Williams, Trevor ***	CB	Sr./Sr.	6-0	200	Calvert Hall College HS/Donald Davis	Baltimore, Md.
11	Bell, Brandon **	LB	Jr./Jr.	6-1	231	Oakcrest/Chuck Smith	Mays Landing, N.J.
11	Wilkerson, Brent *	TE/H	Sr./Jr.	6-3	250	DeMatha Catholic/Bill McGregor	Clinton, Md.
12	Godwin, Chris *	WR	So./So.	6-1	208	Middletown/Mark DelPercio	Middletown, Del.
12	Smith, Jordan *	CB	Jr./Jr.	5-10	190	H.D. Woodson/Greg Fuller	Washington, D.C.
13	Blacknall, Saeed *	WR	So./So.	6-2	211	Manalapan/Ed Gurrieri	Manalapan, N.J.
14	Hackenberg, Christian **	QB	Jr./Jr.	6-4	228	Fork Union Military Academy/Brian Hurlocker	Palmyra, Va.
14	Miller, Jarvis	S	Fr./Fr.	6-2	198	Windsor Locks/Suffield/East Granby/Jason Qua	Suffield, Conn.
15	Haley, Grant*	CB	So./So.	5-9	189	The Lovett School/Mike Muschamp	Atlanta, Ga.
16	Fessler, Billy	QB	So./Fr.	5-11	184	Erie Cathedral Prep/Mike Mischler	Erie, Pa.
16	Petrishen, John	S	Fr./Fr.	6-0	201	Pittsburgh Central Catholic/Terry Totten	Lower Burrell, Pa.
17	Erdmann, Jackson	QB	Fr./Fr.	6-3	205	Rosemount/Jeff Erdmann	Rosemount, Minn.
17	Taylor, Garrett	CB	Fr./Fr.	6-0	187	Saint Christopher's/Lance Clelland	Richmond, Va.
18	Holland, Jonathan	TE/H	Fr./Fr.	6-4	240	The Bullis School/Patrick Cilento	Brandywine, Md.
19	Brown, Torrence	DE	So./Fr.	6-3	250	Tuscaloosa Academy/Robert Johnson	Tuscaloosa, Ala.
19	Garrity, Gregg	WR	Jr./Jr.	5-10	157	North Allegheny/Art Walker	Pittsburgh, Pa.
20	Dudas, Jordan *	LB	Sr./Sr.	6-0	209	Girard/Jim Funk	Lake City, Pa.
20	Thomas, Johnathan	RB	So./Fr.	5-11	221	St. John's Prep/Jim O'Leary	Peabody, Mass.
21	Oruwariye, Amani	CB	So./Fr.	6-1	205	Gaither/Jason Stokes	Tampa, Fla.
22	Lynch, Akeel **	RB	Sr./Jr.	5-11	220	St. Francis (N.Y.)/Jerry Smith	Toronto, Ontario, Canada
23	Monroe, Ayrton	S	Fr./Fr.	5-11	200	Saint Johns College H.S./Joe Patterson	Largo, Md.
24	Scott, Nick	RB	So./Fr.	5-11	198	Fairfax/Kevin Simonds	Fairfax, Va.
24	Smith, Anthony	S	Jr./So.	6-0	206	Pope John XIII/Brian Carlson	Dover, N.J.
25	Walker, Von **	LB	Jr./Jr.	5-11	219	Central Mountain/Vinny Kishbaugh	Mill Hall, Pa.
26	Barkley, Saquon	RB	Fr./Fr.	5-11	222	Whitehall/Brian Gilbert	Coplay, Pa.
27	Harrop, Colin	S	Sr./Jr.	6-0	194	Wilson/Doug Dahms	Sinking Spring, Pa.
27	Johnson, Brandon *	RB	Sr./Sr.	6-2	228	Middletown/Leroy O'Neill	Harrisburg, Pa.
28	Apke, Troy *	S	So./So.	6-1	198	Mount Lebanon/Mike Melnyk	Mt. Lebanon, Pa.
29	Reid, John	CB	Fr./Fr.	5-10	186	St. Joseph's Prep/Gabe Infante	Mount Laurel, N.J.
30	Givens, Kevin	DE	Fr./Fr.	6-1	238	Altoona Area/John Franco	Altoona, Pa.
30	Idemudia, Charles	TE/H	Sr./Jr.	5-11	259	Grosse Pointe North/Frank Sumbera	Detroit, Mich.
32	Berg, Joe	S	So./Fr.	6-0	197	Carmel Catholic/Andy Bitto	Mundelein, Ill.
32	Haffner, Jack *	LB	Sr./Jr.	5-10	218	State College Area/AI Wolski	State College, Pa.
33	Cooper, Jake	LB	Fr./Fr.	6-1	226	Archbishop Wood/Steve Devlin	Doylestown, Pa.
34	Johnson, Jan	LB	Fr./Fr.	6-2	216	Governor Mifflin/Dominic Vecchio	Mohnton, Pa.
34	Salomone, Dom	TE/H	Sr./Jr.	5-10	242	Northern/Rick Mauck	Dillsburg, Pa.
35	Baney, Matthew	LB	Sr./Sr.	6-0	225	State College Area/AI Wolski	State College, Pa.
36	Shorts, Troy	RB	Fr./Fr.	5-10	198	Woodbury/AI Mailahn	Haddonfield, N.J.
40	Alston, Kyle	CB	Jr./So.	5-9	180	Robbinsville/Jason Gray	Robbinsville, N.J.
37	Gulla, Chris *	K/P	Jr./So.	6-1	199	Toms River North/Chip LaBarca	Toms River, N.J.
38	Davis, Desi	CB	So./Fr.	5-11	172	Harrington/Matthew Bahr	Ardmore, Pa.
38	Kline, Ben **	LB	Gr./Sr.	6-2	230	Dallastown/Kevin Myers	Seven Valleys, Pa.
39	McPhearson, Josh	WR	Jr./Jr.	5-10	195	Annapolis Area Christian/Ken Lucas	Columbia, Md.
40	Cabinda, Jason *	LB	So./So.	6-1	245	Hunterdon Central/Matthew Perotti	Flemington, N.J.
41	Cothren, Parker *	DT	Jr./So.	6-4	302	Hazel Green/Matthew Putnam	Huntsville, Ala.
41	Ladonis, Zach *	SN	Jr./So.	6-2	224	Berwick Area/George Curry	Nescopeck, Pa.
42	Reeder, Troy	LB	So./Fr.	6-1	241	Salesianum School/Bill DiNardo	Wilmington, Del.
43	Bowen, Manny	LB	Fr./Fr.	6-1	200	Barnegat/Rob Davis	Barnegat, N.J.
44	Yazujian, Tyler *	SN	Sr./Jr.	5-11	264	Spring-Ford/Chad Brubaker	Royersford, Pa.
45	Harper, Bryant	S	Jr./Jr.	5-9	211	McKeesport/Corey Gadson	McKeesport, Pa.
46	Castagna, Colin	DE	Fr./Fr.	6-4	244	Barrington/Joe Sanchez	Barrington, Ill.
47	Smith, Brandon	LB	Jr./So.	6-0	223	Lewisburg/Jeremy Winn	Winfield, Pa.
48	Miller, Shareef	DE	Fr./Fr.	6-5	245	George Washington/Ronald Cohen	Philadelphia, Pa.



@PennStateFBall



PSUFBall

2015

PSUUnrivaled.com

GoPSUsports.com



## NUMERICAL ROSTER [CONT.]

NO.	NAME	POS.	CL./EL.	HT.	WT.	HIGH SCHOOL/COACH	HOMETOWN
49	Eikenberry, Will	DE	So./Fr.	6-2	230	Andover/E.J. Perry	Andover, Mass.
49	Tomasetti, Brian	S	Jr./So.	6-1	191	Old Forge/Michael Schuback	Old Forge, Pa.
52	Bates, Ryan	G/C	Fr./Fr.	6-4	284	Archbishop Wood/Steve Devlin	Warrington, Pa.
52	Cothran, Curtis	DE	Jr./So.	6-5	261	Council Rock North/Adam Collachi	Newtown, Pa.
53	Dowrey, Derek **	G/C	Sr./Jr.	6-3	321	John Handley/Tony Rayburn	Winchester, Va.
54	Windsor, Robert	DT	Fr./Fr.	6-4	286	Fond Du Lac/Mike Gnewuch	Fond Du Lac, Wis.
55	Carter, Kam	DT	Fr./Fr.	6-4	271	Gaithersburg/Kreg Kephart	Silver Spring, Md.
55	Laurent, Wendy *	C/G	Sr./Jr.	6-2	294	The Hun School/David Dudeck	Hamilton, N.J.
57	Gonzalez, Steven	G/C	Fr./Fr.	6-4	324	Union City/Wil Valdez	Union City, N.J.
58	Sorell, Chance	T	So./Fr.	6-5	295	Middletown/Troy Everhart	Middletown, Ohio
59	Nelson, Andrew *	T	Jr./So.	6-6	302	Hershey/Mark Painter	Hershey, Pa.
60	Beh, Noah	T	So./Fr.	6-6	294	Scranton Prep/Nick Donato	Scranton, Pa.
61	Lasher, Jack	G	Fr./Fr.	6-5	304	Benedictine/Greg Lilly	Richmond, Va.
62	Simpson, Zach	G	Fr./Fr.	6-3	272	Holidaysburg Area/Homer DeLattre	Holidaysburg, Pa.
63	Monk, Ryan	DT	Fr./Fr.	6-1	258	Dallas/Bob Zaruta	Dallas, Pa.
66	Mangiro, Angelo ***	C/G	Gr./Sr.	6-3	321	Roxbury/Cosmo Lorusso	Roxbury, N.J.
68	Reihner, Kevin	C/G	Gr./Sr.	6-3	313	Scranton Prep/Nick Donato	Scranton, Pa.
69	De Boef, Adam	G/C	So./Fr.	6-5	273	State College Area/AI Wolski	State College, Pa.
70	Mahon, Brendan *	G/C	Jr./So.	6-4	318	Randolph/Joe Lusardi	Randolph, N.J.
71/86	Hall, Albert *	T	Sr./Jr.	6-4	298	Warwick Valley/James Sciarra	Warwick, N.Y.
72	Gaia, Brian **	G/C	Sr./Jr.	6-3	304	Gilman School/Biff Poggi	Pasadena, Md.
73	Palmer, Paris	T	Jr./Jr.	6-7	302	Lackawanna College (Pa.)/Mark Duda	Plymouth, N.C.
74	Galimberti, Evan	G/C	Jr./So.	6-4	279	State College Area/AI Wolski	State College, Pa.
75	Brosnan, Brendan	T	So./Fr.	6-6	297	Maine South/Dave Inserra	Park Ridge, Ill.
76	Jenkins, Sterling	T	Fr./Fr.	6-8	329	Baldwin/Pete Wagner	Pittsburgh, Pa.
77	Wright, Chasz	G	So./Fr.	6-7	339	Milford Academy/Bill Chaplick	Woodbridge, Va.
78	Devenney, Tom	C/G	Jr./So.	6-1	302	Warwick/Bob Locker	Lititz, Pa.
79	Shuman, Charlie	T	So./Fr.	6-8	290	Mendon-Sutherland/Keith Molinich	Pittsford, N.Y.
80	Zanellato, Matt **	WR	Gr./Sr.	6-3	210	Lake Braddock Secondary/Jim Poythress	Burke, Va.
81	Breneman, Adam *	TE/H	Jr./So.	6-4	245	Cedar Cliff/Jim Cantafio	Mechanicsburg, Pa.
82	Shoop, Tyler	WR	Fr./Fr.	5-11	171	Father Ryan/Bruce Lussier	Nashville, Tenn.
83	Bowers, Nick	TE/H	Fr./Fr.	6-4	255	Kittanning Senior/Frank Fabian	Kittanning, Pa.
84	Johnson, Juwan	WR	Fr./Fr.	6-4	213	Glassboro/Mark Maccarone	Glassboro, N.J.
85	Charles, Irvin	WR	Fr./Fr.	6-4	213	Paul VI/John Doherty	Sicklerville, N.J.
87	Carter, Kyle ***	TE/H	Gr./Sr.	6-3	252	William Penn/Bill Cole	Bear, Del.
87	Chisena, Dan	WR	Fr./Fr.	6-2	182	Downingtown-East/Michael Matta	Exton, Pa.
88	Gesicki, Mike *	TE/H	So./So.	6-6	255	Southern Regional/Chuck Donahue	Manahawkin, N.J.
89	Bentley, Gordon	WR	Jr./So.	6-0	201	Wissahickon/Jeff Cappa	Blue Bell, Pa.
89	Pancoast, Tom	TE/H	Jr./So.	6-3	231	Unionville/Pat Clark	West Chester, Pa.
90	Sickels, Garrett *	DE	Jr./So.	6-4	258	Red Bank Regional/Nick Giglio	Red Bank, N.J.
91	Barney, Tarow *	DT	Sr./Sr.	6-2	306	Bainbridge/Ed Pilcher	Bainbridge, Ga.
91	Boumerhi, Nick	K	So./Fr.	5-8	173	Phillipsburg-Osceola/Jeff Vroman	Phillipsburg, Pa.
92	Holmes, Joe	DT	So./Fr.	5-10	273	Scranton Prep/Nick Donato	Clarks Summit, Pa.
92	Pasquariello, Daniel *	P	So./So.	6-1	200	Xavier College HS/	Melbourne, Victoria, Australia
93	Liebel, Robby	P	So./Fr.	6-2	194	IMG Academy/Chris Weinke	St. Petersburg, Fla.
93	White, Antoine	DT	So./Fr.	6-2	292	Millville/Jason Durham	Millville, N.J.
94	Schwan, Evan *	DE	Sr./Jr.	6-6	256	Central Dauphin/Glen McNamee	Harrisburg, Pa.
95	Davis, Tyler	K/P	So./So.	5-11	186	North/--	St. Charles, Ill.
95	Nassib, Carl **	DE	Sr./Sr.	6-7	272	Malvern Prep/Kevin Pellegrini	West Chester, Pa.
96	Iyke, Immanuel	DT	Fr./Fr.	6-2	276	Parsippany Hills/Dave Albano	Hackettstown, N.J.
96	Vasey, Kyle	SN	So./Fr.	6-2	241	Wallenpaupack/Mark Watson	Hawley, Pa.
97	Buchholz, Ryan	DE	Fr./Fr.	6-6	254	Great Valley/Dan Ellis	Malvern, Pa.
97	Cox, Nick	SN	Fr./Fr.	6-0	230	Jesuit/Matt Thompson	Tampa, Fla.
98	Wombacker, Jordan	K/P	Fr./Fr.	5-10	175	Hickory/Bill Brest	Hermitage, Pa.
98	Zettel, Anthony ***	DT	Sr./Sr.	6-4	284	Ogemaw Heights/Andrew Pratley	West Branch, Mich.
99	Johnson, Austin **	DT	Sr./Jr.	6-4	323	St. Augustine Prep/Dennis Scuderi	Galloway, N.J.
99	Julius, Joey	K	So./Fr.	5-10	259	Lower Dauphin/Rob Klock	Hummelstown, Pa.

\* Letters won



@PennStateFBall



PSUFBall

2015

PSUUnrivaled.com

GoPSUsports.com

## ALPHABETICAL ROSTER

NO.	NAME	POS.	CL./EL.	HT.	WT.	HIGH SCHOOL/COACH	HOMETOWN
2	Allen, Marcus *	S	So./So.	6-2	209	Dr. Henry A. Wise, Jr./Dalawn Parrish	Upper Marlboro, Md.
8	Allen, Mark	RB	So./Fr.	5-6	181	DeMatha Catholic/Elijah Brooks	Hyattsville, Md.
37	Alston, Kyle	CB	Jr./So.	5-9	180	Robbinsville/Jason Gray	Robbinsville, N.J.
28	Apke, Troy *	S	So./So.	6-1	198	Mount Lebanon/Mike Melnyk	Mt. Lebanon, Pa.
35	Baney, Matthew	LB	Sr./Sr.	6-0	225	State College Area/AI Wolski	State College, Pa.
26	Barkley, Saquon	RB	Fr./Fr.	5-11	222	Whitehall/Brian Gilbert	Coplay, Pa.
91	Barney, Tarow *	DT	Sr./Sr.	6-2	306	Bainbridge/Ed Pilcher	Bainbridge, Ga.
52	Bates, Ryan	G/C	Fr./Fr.	6-4	284	Archbishop Wood/Steve Devlin	Warrington, Pa.
60	Beh, Noah	T	So./Fr.	6-6	294	Scranton Prep/Nick Donato	Scranton, Pa.
11	Bell, Brandon **	LB	Jr./Jr.	6-1	231	Oakcrest/Chuck Smith	Mays Landing, N.J.
89	Bentley, Gordon	WR	Jr./So.	6-0	201	Wissahickon/Jeff Cappa	Blue Bell, Pa.
32	Berg, Joe	S	So./Fr.	6-0	197	Carmel Catholic/Andy Bitto	Mundelein, Ill.
13	Blacknall, Saeed *	WR	So./So.	6-2	211	Manalapan/Ed Gurrieri	Manalapan, N.J.
91	Boumerhi, Nick	K	So./Fr.	5-8	173	Phillipsburg-Osceola/Jeff Vroman	Phillipsburg, Pa.
43	Bowen, Manny	LB	Fr./Fr.	6-1	200	Barneget/Rob Davis	Barneget, N.J.
83	Bowers, Nick	TE/H	Fr./Fr.	6-4	255	Kittanning Senior/Frank Fabian	Kittanning, Pa.
81	Breneman, Adam *	TE/H	Jr./So.	6-4	245	Cedar Cliff/Jim Cantafio	Mechanicsburg, Pa.
75	Brosnan, Brendan	T	So./Fr.	6-6	297	Maine South/Dave Inerra	Park Ridge, Ill.
19	Brown, Torrence	DE	So./Fr.	6-3	250	Tuscaloosa Academy/Robert Johnson	Tuscaloosa, Ala.
97	Buchholz, Ryan	DE	Fr./Fr.	6-6	254	Great Valley/Dan Ellis	Malvern, Pa.
40	Cabinda, Jason *	LB	So./So.	6-1	245	Hunterdon Central/Matthew Perotti	Flemington, N.J.
1	Campbell, Christian *	CB	So./So.	6-1	186	Central/Woodrow Lowe	Phenix City, Ala.
55	Carter, Kam	DT	Fr./Fr.	6-4	271	Gaithersburg/Kreg Kephart	Silver Spring, Md.
87	Carter, Kyle ***	TE/H	Gr./Sr.	6-3	252	William Penn/Bill Cole	Bear, Del.
46	Castagna, Colin	DE	Fr./Fr.	6-4	244	Barrington/Joe Sanchez	Barrington, Ill.
85	Charles, Irvin	WR	Fr./Fr.	6-4	213	Paul VI/John Doherty	Sicklerville, N.J.
87	Chisena, Dan	WR	Fr./Fr.	6-2	182	Downingtown-East/Michael Matta	Exton, Pa.
33	Cooper, Jake	LB	Fr./Fr.	6-1	226	Archbishop Wood/Steve Devlin	Doylestown, Pa.
52	Cothran, Curtis	DE	Jr./So.	6-5	261	Council Rock North/Adam Collachi	Newtown, Pa.
41	Cothren, Parker *	DT	Jr./So.	6-4	302	Hazel Green/Matthew Putnam	Huntsville, Ala.
97	Cox, Nick	SN	Fr./Fr.	6-0	230	Jesuit/Matt Thompson	Tampa, Fla.
38	Davis, Desi	CB	So./Fr.	5-11	172	Harriton/Matthew Bahr	Ardmore, Pa.
95	Davis, Tyler	K/P	So./So.	5-11	186	North/--	St. Charles, Ill.
69	De Boef, Adam	G/C	So./Fr.	6-5	273	State College Area/AI Wolski	State College, Pa.
78	Devenney, Tom	C/G	Jr./So.	6-1	302	Warwick/Bob Locker	Lititz, Pa.
53	Dowrey, Derek **	G/C	Sr./Jr.	6-3	321	John Handley/Tony Rayburn	Winchester, Va.
20	Dudas, Jordan *	LB	Sr./Sr.	6-0	209	Girard/Jim Funk	Lake City, Pa.
49	Eikenberry, Will	DE	So./Fr.	6-2	230	Andover/E.J. Perry	Andover, Mass.
17	Erdmann, Jackson	QB	Fr./Fr.	6-3	205	Rosemount/Jeff Erdmann	Rosemount, Minn.
7	Farmer, Koa	S	So./Fr.	6-1	222	Notre Dame/Kevin Rooney	Lake View Terrace, Calif.
16	Fessler, Billy	QB	So./Fr.	5-11	184	Erie Cathedral Prep/Mike Mischler	Erie, Pa.
72	Gaia, Brian **	G/C	Sr./Jr.	6-3	304	Gilman School/Biff Poggi	Pasadena, Md.
74	Galimberti, Evan	G/C	Jr./So.	6-4	279	State College Area/AI Wolski	State College, Pa.
19	Garrity, Gregg	WR	Jr./Jr.	5-10	157	North Allegheny/Art Walker	Pittsburgh, Pa.
88	Gesicki, Mike *	TE/H	So./So.	6-6	255	Southern Regional/Chuck Donahue	Manahawkin, N.J.
30	Givens, Kevin	DE	Fr./Fr.	6-1	238	Altoona Area/John Franco	Altoona, Pa.
12	Godwin, Chris *	WR	So./So.	6-1	208	Middletown/Mark DelPercio	Middletown, Del.
6	Golden, Malik **	S	Sr./Jr.	6-0	205	Cheshire Academy/Dan O'dea	Hartford, Conn.
57	Gonzalez, Steven	G/C	Fr./Fr.	6-4	324	Union City/Wil Valdez	Union City, N.J.
37	Gulla, Chris *	K/P	Jr./So.	6-1	199	Toms River North/Chip LaBarca	Toms River, N.J.
14	Hackenberg, Christian **	QB	Jr./Jr.	6-4	228	Fork Union Military Academy/Brian Hurlocker	Palmyra, Va.
32	Haffner, Jack *	LB	Sr./Jr.	5-10	218	State College Area/AI Wolski	State College, Pa.
15	Haley, Grant*	CB	So./So.	5-9	189	The Lovett School/Mike Muschamp	Atlanta, Ga.
71/86	Hall, Albert *	T	Sr./Jr.	6-4	298	Warwick Valley/James Sciarra	Warwick, N.Y.
5	Hamilton, DaeSean *	WR	Jr./So.	6-1	206	Mountain View/Lou Sorrentino	Fredericksburg, Va.
45	Harper, Bryant	S	Jr./Jr.	5-9	211	McKeesport/Corey Gadson	McKeesport, Pa.
27	Harrop, Colin	S	Sr./Jr.	6-0	194	Wilson/Doug Dahms	Sinking Spring, Pa.
18	Holland, Jonathan	TE/H	Fr./Fr.	6-4	240	The Bullis School/Patrick Cilento	Brandywine, Md.
92	Holmes, Joe	DT	So./Fr.	5-10	273	Scranton Prep/Nick Donato	Clarks Summit, Pa.
30	Idemudia, Charles	TE/H	Sr./Jr.	5-11	259	Grosse Pointe North/Frank Sumbera	Detroit, Mich.
96	Iyke, Immanuel	DT	Fr./Fr.	6-2	276	Parsippany Hills/Dave Albano	Hackettstown, N.J.
76	Jenkins, Sterling	T	Fr./Fr.	6-8	329	Baldwin/Pete Wagner	Pittsburgh, Pa.
99	Johnson, Austin **	DT	Sr./Jr.	6-4	323	St. Augustine Prep/Dennis Scuderi	Galloway, N.J.
27	Johnson, Brandon *	RB	Sr./Sr.	6-2	228	Middletown/Leroy O'Neill	Harrisburg, Pa.
34	Johnson, Jan	LB	Fr./Fr.	6-2	216	Governor Mifflin/Dominic Vecchio	Mohnton, Pa.
84	Johnson, Juwan	WR	Fr./Fr.	6-4	213	Glassboro/Mark Maccarone	Glassboro, N.J.
99	Julius, Joey	K	So./Fr.	5-10	259	Lower Dauphin/Rob Klock	Hummelstown, Pa.
2	Kiley, Jake	WR	Sr./Jr.	6-0	183	New Hampton/Ed Kiley	Plymouth, N.H.
38	Kline, Ben **	LB	Gr./Sr.	6-2	230	Dallastown/Kevin Myers	Seven Valleys, Pa.
41	Ladonis, Zach *	SN	Jr./So.	6-2	224	Berwick Area/George Curry	Nescopeck, Pa.

## ALPHABETICAL ROSTER [CONT.]

NO.	NAME	POS.	CL./EL.	HT.	WT.	HIGH SCHOOL/COACH	HOMETOWN
61	Lasher, Jack	G	Fr./Fr.	6-5	304	Benedictine/Greg Lilly	Richmond, Va.
55	Laurent, Wendy *	C/G	Sr./Jr.	6-2	292	The Hun School/David Dudeck	Hamilton, N.J.
7	Lewis, Geno **	WR	Sr./Jr.	6-1	205	Wyoming Valley West/Pat Keating	Wilkes-Barre, Pa.
93	Liebel, Robby	P	So./Fr.	6-2	194	IMG Academy/Chris Weinke	St. Petersburg, Fla.
5	Lucas, Jordan ***	S	Sr./Sr.	6-0	193	New Rochelle/Lou DiRienzo	New Rochelle, N.Y.
22	Lynch, Akeel **	RB	Sr./Jr.	5-11	220	St. Francis (N.Y.)/Jerry Smith	Toronto, Ontario, Canada
70	Mahon, Brendan *	G/C	Jr./So.	6-4	318	Randolph/Joe Lusardi	Randolph, N.J.
66	Mangiro, Angelo ***	C/G	Gr./Sr.	6-3	321	Roxbury/Cosmo Lorusso	Roxbury, N.J.
39	McPhearson, Josh	WR	Jr./Jr.	5-10	195	Annapolis Area Christian/Ken Lucas	Columbia, Md.
9	McSorley, Trace	QB	So./Fr.	6-0	196	Briar Woods/Charlie Pierce	Ashburn, Va.
14	Miller, Jarvis	S	Fr./Fr.	6-2	198	Windsor Locks/Suffield/East Granby/Jason Qua	Suffield, Conn.
48	Miller, Shareef	DE	Fr./Fr.	6-5	245	George Washington/Ronald Cohen	Philadelphia, Pa.
63	Monk, Ryan	DT	Fr./Fr.	6-1	258	Dallas/Bob Zaruta	Dallas, Pa.
23	Monroe, Ayrton	S	Fr./Fr.	5-11	200	Saint Johns College H.S./Joe Patterson	Largo, Md.
95	Nassib, Carl **	DE	Sr./Sr.	6-7	272	Malvern Prep/Kevin Pellegrini	West Chester, Pa.
59	Nelson, Andrew *	T	Jr./So.	6-6	302	Hershey/Mark Painter	Hershey, Pa.
21	Oruariye, Amani	CB	So./Fr.	6-1	205	Gaither/Jason Stokes	Tampa, Fla.
73	Palmer, Paris	T	Jr./Jr.	6-7	302	Lackawanna College (Pa.)/Mark Duda	Plymouth, N.C.
89	Pancoast, Tom	TE/H	Jr./So.	6-3	231	Unionville/Pat Clark	West Chester, Pa.
92	Pasquariello, Daniel *	P	So./So.	6-1	200	Xavier College HS/	Melbourne, Victoria, Australia
16	Petrishen, John	S	Fr./Fr.	6-0	201	Pittsburgh Central Catholic/Terry Totten	Lower Burrell, Pa.
10	Polk, Brandon	WR	Fr./Fr.	5-9	170	Briar Woods/Charlie Pierce	Ashburn, Va.
42	Reeder, Troy	LB	So./Fr.	6-1	241	Salesianum School/Bill DiNardo	Wilmington, Del.
29	Reid, John	CB	Fr./Fr.	5-10	186	St. Joseph's Prep/Gabe Infante	Mount Laurel, N.J.
68	Reihner, Kevin	C/G	Gr./Sr.	6-3	313	Scranton Prep/Nick Donato	Scranton, Pa.
6	Robinson, Andre	RB	Fr./Fr.	5-9	209	Bishop McDevitt/Jeff Weachter	Mechanicsburg, Pa.
34	Salomone, Dom	TE/H	Sr./Jr.	5-10	242	Northern/Rick Mauck	Dillsburg, Pa.
94	Schwan, Evan *	DE	Sr./Jr.	6-6	256	Central Dauphin/Glen McNamee	Harrisburg, Pa.
24	Scott, Nick	RB	So./Fr.	5-11	198	Fairfax/Kevin Simonds	Fairfax, Va.
82	Shoop, Tyler	WR	Fr./Fr.	5-11	171	Father Ryan/Bruce Lussier	Nashville, Tenn.
36	Shorts, Troy	RB	Fr./Fr.	5-10	198	Woodbury/AI Mailahn	Haddonfield, N.J.
79	Shuman, Charlie	T	So./Fr.	6-8	290	Mendon-Sutherland/Keith Molinich	Pittsford, N.Y.
90	Sickels, Garrett *	DE	Jr./So.	6-4	258	Red Bank Regional/Nick Giglio	Red Bank, N.J.
62	Simpson, Zach	G	Fr./Fr.	6-3	272	Holidaysburg Area/Homer DeLattre	Holidaysburg, Pa.
24	Smith, Anthony	S	Jr./So.	6-0	206	Pope John XIII/Brian Carlson	Dover, N.J.
47	Smith, Brandon	LB	Jr./So.	6-0	223	Lewisburg/Jeremy Winn	Winfield, Pa.
12	Smith, Jordan *	CB	Jr./Jr.	5-10	190	H.D. Woodson/Greg Fuller	Washington, D.C.
58	Sorell, Chance	T	So./Fr.	6-5	295	Middletown/Troy Everhart	Middletown, Ohio
4	Stevens, Tommy	QB	Fr./Fr.	6-4	211	Decatur Central/Justin Dixson	Indianapolis, Ind.
17	Taylor, Garrett	CB	Fr./Fr.	6-0	187	Saint Christopher's/Lance Clelland	Richmond, Va.
20	Thomas, Johnathan	RB	So./Fr.	5-11	221	St. John's Prep/Jim O'Leary	Peabody, Mass.
3	Thompkins, DeAndre	WR	So./Fr.	5-11	185	Swansboro/Tim Laspada	Hubert, N.C.
49	Tomasetti, Brian	S	Jr./So.	6-1	191	Old Forge/Michael Schuback	Old Forge, Pa.
96	Vasey, Kyle	SN	So./Fr.	6-2	241	Wallenpaupack/Mark Watson	Hawley, Pa.
25	Walker, Von **	LB	Jr./Jr.	5-11	219	Central Mountain/Vinny Kishbaugh	Mill Hall, Pa.
5	Wartman-White, Nyeem **	LB	Sr./Jr.	6-1	243	Valley View/George Howanitz	Philadelphia, Pa.
93	White, Antoine	DT	So./Fr.	6-2	292	Millville/Jason Durham	Millville, N.J.
11	Wilkerson, Brent *	TE/H	Sr./Jr.	6-3	250	DeMatha Catholic/Bill McGregor	Clinton, Md.
10	Williams, Trevor ***	CB	Sr./Sr.	6-0	200	Calvert Hall College HS/Donald Davis	Baltimore, Md.
54	Windsor, Robert	DT	Fr./Fr.	6-4	286	Fond Du Lac/Mike Gnewuch	Fond Du Lac, Wis.
98	Wombacker, Jordan	K/P	Fr./Fr.	5-10	175	Hickory/Bill Brest	Hermitage, Pa.
8	Wooten Jr., Gary **	LB	Sr./Jr.	6-2	237	Hialeah Senior/Marc Berman	Miami, Fla.
4	Worley, Daquan	CB	So./Fr.	5-9	180	Coatesville/Matt Ortega	Coatesville, Pa.
77	Wright, Chasz	G	So./Fr.	6-7	339	Milford Academy/Bill Chaplick	Woodbridge, Va.
44	Yazujian, Tyler *	SN	Sr./Jr.	5-11	264	Spring-Ford/Chad Brubaker	Royersford, Pa.
80	Zanellato, Matt **	WR	Gr./Sr.	6-3	210	Lake Braddock Secondary/Jim Poythress	Burke, Va.
98	Zettel, Anthony ***	DT	Sr./Sr.	6-4	284	Ogemaw Heights/Andrew Pratley	West Branch, Mich.

\* Letters won



@PennStateFBall



PSUFBall

2015

PSUnrivaled.com

GoPSUsports.com



## CAREER HIGHS

## PASSING

## CHRISTIAN HACKENBERG

**Comp:** 34 ..... vs. BC, Dec. 27, 2014  
**Att:** 55 ..... at Indiana, Oct. 5, 2013  
**Yards:** 454 ..... vs. UCF, Aug. 30, 2014  
**TD:** 4 ..... 2x Last vs. BC, Dec. 27, 2014  
**Long:** 79 ..... to Geno Lewis vs. UCF, Aug. 30, 2014  
**Int:** 2 ..... 8x Last Temple, Nov. 15, 2014

## TRACE McSORLEY

**Comp:** 1 ..... Indiana, Oct. 10, 2015  
**Att:** 1 ..... Indiana, Oct. 10, 2015  
**Yards:** 4 ..... Indiana, Oct. 10, 2015  
**TD:** -- .....  
**Long:** 4 ..... to Gregg Garrity Indiana, Oct. 10, 2015  
**Int:** -- .....  
**Comp:** 1 ..... SDSU, Sept. 26, 2015  
**Att:** 1 ..... SDSU, Sept. 26, 2015  
**Yards:** 32 ..... SDSU, Sept. 26, 2015  
**TD:** -- .....  
**Long:** 32 ..... to Chris Godwin SDSU, Sept. 26, 2015  
**Int:** -- .....  
**Comp:** 1 ..... SDSU, Sept. 26, 2015  
**Att:** 1 ..... SDSU, Sept. 26, 2015  
**Yards:** 32 ..... SDSU, Sept. 26, 2015  
**TD:** -- .....  
**Long:** 32 ..... to Chris Godwin SDSU, Sept. 26, 2015  
**Int:** -- .....

## NICK SCOTT

**Comp:** 1 ..... SDSU, Sept. 26, 2015  
**Att:** 1 ..... SDSU, Sept. 26, 2015  
**Yards:** 32 ..... SDSU, Sept. 26, 2015  
**TD:** -- .....  
**Long:** 32 ..... to Chris Godwin SDSU, Sept. 26, 2015  
**Int:** -- .....

## RECEIVING

## MARK ALLEN

**No.** 2 ..... 2X Last Indiana, Oct. 10, 2015  
**Yards** 29 ..... SDSU, Sept. 26, 2015  
**TD** 1 ..... SDSU, Sept. 26, 2015  
**Long** 16 ..... SDSU, Sept. 26, 2015

## SAQUON BARKLEY

**No.** 1 ..... SDSU, Sept. 26, 2015  
**Yards** 22 ..... SDSU, Sept. 26, 2015  
**TD** 1 ..... SDSU, Sept. 26, 2015  
**Long** 22 ..... SDSU, Sept. 26, 2015

## SAEED BLACKNALL

**No.** 4 ..... 2x Last SDSU, Sept. 26, 2015  
**Yards** 101 ..... SDSU, Sept. 26, 2015  
**TD** 1 ..... Ohio State, Oct. 25, 2014  
**Long** 46 ..... SDSU, Sept. 26, 2015

## ADAM BRENEMAN

**No.** 4 ..... UCF, Sept. 14, 2013  
**Yards** 78 ..... at Wisconsin, No. 30, 2013  
**TD** 1 ..... 3x Last at Wisconsin, No. 30, 2013  
**Long** 68 ..... at Wisconsin, No. 30, 2013

## KYLE CARTER

**No.** 6 ..... 4x Last at Indiana, Oct. 5, 2013  
**Yards** 85 ..... at Iowa, Oct. 20, 2012  
**TD** 1 ..... 3x Last Illinois, Nov. 2, 2013  
**Long** 35 ..... SDSU, Sept. 26, 2015

## GREGG GARRITY

**No.** 1 ..... Indiana, Oct. 10, 2015  
**Yards** 4 ..... Indiana, Oct. 10, 2015  
**TD** -- .....  
**Long** 4 ..... Indiana, Oct. 10, 2015

## MIKE GESICKI

**No.** 3 ..... Buffalo, Sept. 12, 2015  
**Yards** 33 ..... 2x Last Army, Oct. 3, 2015  
**TD** 1 ..... Army, Oct. 3, 2015  
**Long** 33 ..... Army, Oct. 3, 2015

## CHRIS GODWIN

**No.** 7 ..... vs. BC, Dec. 27, 2014  
**Yards** 141 ..... vs. BC, Dec. 27, 2014  
**TD** 1 ..... 3x Last SDSU, Sept. 26, 2015  
**Long** 72 ..... vs. BC, Dec. 27, 2014

## DAESEAN HAMILTON

**No.** 14 ..... Ohio State, Oct. 25, 2014  
**Yards** 165 ..... vs. UCF, Aug. 30, 2014  
**TD** 1 ..... 3x Last Buffalo, Sept. 12, 2015  
**Long** 51 ..... N'western, Sept. 27, 2014

## GENO LEWIS

**No.** 8 ..... vs. UCF, Aug. 30, 2014  
**Yards** 173 ..... vs. UCF, Aug. 30, 2014  
**TD** 2 ..... at Wisconsin, No. 30, 2013  
**Long** 79 ..... vs. UCF, Aug. 30, 2014

## AKEEL LYNCH

**No.** 3 ..... vs. BC, Dec. 27, 2014  
**Yards** 35 ..... at Illinois, Nov. 22, 2014  
**TD** -- .....  
**Long** 16 ..... at Illinois, Nov. 22, 2014

## BRANDON POLK

**No.** 2 ..... Indiana, Oct. 10, 2015  
**Yards** 46 ..... Indiana, Oct. 10, 2015  
**TD** 1 ..... Indiana, Oct. 10, 2015  
**Long** 39 ..... Indiana, Oct. 10, 2015

## NICK SCOTT

**No.** 3 ..... Indiana, Oct. 10, 2015  
**Yards** 22 ..... Army, Oct. 3, 2015  
**TD** -- .....  
**Long** 22 ..... Army, Oct. 3, 2015

## BRENT WILKERSON

**No.** 2 ..... 2x Last Army, Oct. 3, 2015  
**Yards** 18 ..... UMass, Sept. 20, 2014  
**TD** 1 ..... UMass, Sept. 20, 2014  
**Long** 11 ..... UMass, Sept. 20, 2014

## TREVOR WILLIAMS

**No.** 2 ..... 2x Last at Purdue, Nov. 3, 2012  
**Yards** 22 ..... at Purdue, Nov. 3, 2012  
**TD** -- .....  
**Long** 17 ..... at Purdue, Nov. 3, 2012

## MATT ZANELLATO

**No.** 2 ..... vs. Syracuse, Aug. 31 2013  
**Yards** 21 ..... vs. Syracuse, Aug. 31 2013  
**TD** - .....  
**Long** 18 ..... vs. Syracuse, Aug. 31 2013

## RUSHING

## MARK ALLEN

**Carries** 8 ..... Indiana, Oct. 10, 2015  
**Yards** 45 ..... Indiana, Oct. 10, 2015  
**TD** -- .....  
**Long** 28 ..... Indiana, Oct. 10, 2015

## SAQUON BARKLEY

**Carries** 21 ..... Rutgers, Sept. 19, 2015  
**Yards** 195 ..... Rutgers, Sept. 19, 2015  
**TD** 2 ..... Rutgers, Sept. 19, 2015  
**Long** 54 ..... Rutgers, Sept. 19, 2015

## CHRIS GODWIN

**Carries** 2 ..... Michigan State, Nov. 29, 2014  
**Yards** 1 ..... Michigan State, Nov. 29, 2014  
**TD** -- .....  
**Long** 1 ..... Michigan State, Nov. 29, 2014

## CHRISTIAN HACKENBERG

**Carries** 12 ..... at Rutgers, Sept. 13, 2014  
**Yards** 21 ..... Indiana, Oct. 10, 2015  
**TD** 2 ..... Indiana, Oct. 10, 2015  
**Long** 21 ..... Indiana, Oct. 10, 2015

## DAESEAN HAMILTON

**Carries** 3 ..... at Illinois, Nov. 22, 2014  
**Yards** 14 ..... at Illinois, Nov. 22, 2014  
**TD** -- .....  
**Long** 11 ..... at Illinois, Nov. 22, 2014

## BRANDON JOHNSON

**Carries** 2 ..... Indiana, Oct. 10, 2015  
**Yards** 6 ..... Indiana, Oct. 10, 2015  
**TD** -- .....  
**Long** 3 ..... Indiana, Oct. 10, 2015

## TACKLES

## MARCUS ALLEN

Tkls 11 ..... 3x Last Rutgers, Sept. 19, 2015

## TROY APKE

Tkls 5 ..... Army, Oct. 3, 2015

## TAROW BARNEY

Tkls 2 ..... 2x Last SDSU, Sept. 26, 2015

## BRANDON BELL

Tkls 13 ..... Ohio State, Oct. 25, 2014

## MANNY BOWEN

Tkls 6 ..... Army, Oct. 3, 2015

## TORRENCE BROWN

Tkls 4 ..... Army, Oct. 3, 2015

## JASON CABINDA

Tkls 14 ..... Army, Oct. 3, 2015

## CHRISTIAN CAMPBELL

Tkls 5 ..... Indiana, Oct. 10, 2015

## JAKE COOPER

Tkls 3 ..... Buffalo, Sept. 12, 2015

## CURTIS COTHRAN

Tkls 4 ..... Army, Oct. 3, 2015

## PARKER COTHRAN

Tkls 3 ..... UMass, Sept. 20, 2014

## JORDAN DUDAS

Tkls 2 ..... Indiana, Oct. 10, 2015

## BRIAN GAIA

Tkls 4 ..... Eastern Michigan, Sept. 7, 2013

## CHRIS GODWIN

Tkls 2 ..... SDSU, Sept. 26, 2015

## MALIK GOLDEN

Tkls 4 ..... Akron, Sept. 6, 2014

## GRANT HALEY

Tkls 4 ..... Army, Oct. 3, 2015

## AUSTIN JOHNSON

Tkls 9 ..... 2X Last Indiana, Oct. 10, 2015

## BEN KLINE

Tkls 8 ..... Illinois, Nov. 2, 2013

## JORDAN LUCAS

Tkls 11 ..... at Ohio State, Oct. 26, 2013

## AKEEL LYNCH

**Carries** 28 ..... at Illinois, Nov. 22, 2014  
**Yards** 137 ..... at Illinois, Nov. 22, 2014  
**TD** 1 ..... 5x Last Michigan State, Nov. 29, 2014  
**Long** 75 ..... vs. Rutgers, Sept. 19, 2015

## NICK SCOTT

**Carries** 12 ..... Army, Oct. 3, 2015  
**Yards** 57 ..... Indiana, Oct. 10, 2015  
**TD** 1 ..... Army, Oct. 3, 2015  
**Long** 35 ..... Indiana, Oct. 10, 2015

## BRANDON POLK

**Carries** 3 ..... Buffalo, Sept. 12, 2015  
**Yards** 50 ..... at Temple, Sept. 5, 2015  
**TD** 1 ..... Buffalo, Sept. 12, 2015  
**Long** 33 ..... at Temple, Sept. 5, 2015

## JOHNATHAN THOMAS

**Carries** 7 ..... Army, Oct. 3, 2015  
**Yards** 28 ..... Army, Oct. 3, 2015  
**TD** -- .....  
**Long** 11 ..... Army, Oct. 3, 2015

## DEANDRE THOMPSON

**Carries** 2 ..... 2x Last Indiana, Oct. 10, 2015  
**Yards** 11 ..... Indiana, Oct. 10, 2015  
**TD** 1 ..... Rutgers, Sept. 19, 2015  
**Long** 6 ..... Indiana, Oct. 10, 2015

## Players w/ 1 one career rush:

Saeed Blacknall (-1 yd, BC 2014), Geno Lewis (1 yd, Illinois 2014), Trace McSorley (5 yds, Indiana, 2015)

## CARL NASSIB

Tkls 10 ..... at Temple, Sept. 5, 2015

## AMANI ORUWARIYE

Tkls 2 ..... Army, Oct. 3, 2015

## TROY REEDER

Tkls 8 ..... Rutgers, Sept. 19, 2015

## JOHN REID

Tkls 5 ..... at Temple, Sept. 5, 2015

## EVAN SCHWAN

Tkls 4 ..... Buffalo, Sept. 12, 2015

## NICK SCOTT

Tkls 2 ..... at Temple, Sept. 5, 2015

## GARRETT SICKELS

Tkls 5 ..... Indiana, Oct. 10, 2015

## JORDAN SMITH

Tkls 2 ..... at Temple, Sept. 5, 2015

## VON WALKER

Tkls 3 ..... 3x Last Army, Oct. 3, 2015

## NYEEM WARTMAN-WHITE

Tkls 11 ..... 2x Last at Illinois, Nov. 22, 2014

## ANTOINE WHITE

Tkls 3 ..... 2x Last SDSU, Sept. 26, 2015

## TREVOR WILLIAMS

Tkls 6 ..... 2x Last at Temple, Sept. 5, 2015

## GARY WOOTEN JR.

Tkls 3 ..... 4x Last at Temple, Sept. 5, 2015

## ANTHONY ZETTEL

Tkls 7 ..... SDSU, Sept. 26, 2015

## Defenders w/ 1-tackle career-highs:

Chris Gulla (Army), Colin Harrop (EMU), Anthony Smith (EMU), Tyler Yazujian (2x Indiana).



@PennStateFBall



PSUFBall

2015

PSUnrivalled.com

GoPSUsports.com

## THE LAST TIME...

## PENN STATE

<b>100 Yards Rushing:</b>	120, Akeel Lynch; 195, Saquon Barkley vs. Rutgers, 2015
<b>150 Yards Rushing:</b>	195, Saquon Barkley vs. Rutgers, 2015
<b>200 Yards Rushing:</b>	201, Bill Belton vs. Illinois, 2013
<b>300 Yards Rushing:</b>	327, Larry Johnson at Indiana, 2002
<b>30 Rushing Attempts:</b>	30, Silas Redd vs. Illinois, 2011
<b>35 Rushing Attempts:</b>	35, Zach Zwinak vs. Nebraska, 2013
<b>Three Touchdowns Rushing:</b>	Zach Zwinak vs. Purdue, 2013
<b>Four Touchdowns Rushing:</b>	Larry Johnson vs. Michigan State, 2002
<b>Five Touchdowns Rushing:</b>	Ki-Jana Carter vs. Michigan State, 1994
<b>60-Yard Run:</b>	75, Akeel Lynch vs. Rutgers, 2015
<b>70-Yard Run:</b>	84, Akeel Lynch vs. Rutgers, 2015
<b>80-Yard Run:</b>	84, Larry Johnson vs. Illinois, 2002
<b>90-Yard Run:</b>	92, Bill Belton at Indiana, 2014
<b>Two Players Rush For 100 Yards:</b>	Saquon Barkley (195) & Akeel Lynch (120) vs. Rutgers, 2015
<b>Four Rushing TD in One Quarter:</b>	vs. UMass, 2014 (2nd; Belton (2), Zwinak (2))
<b>300 Yards Passing:</b>	309, Christian Hackenberg at Rutgers, 2014
<b>350 Yards Passing:</b>	371, Christian Hackenberg vs. Boston College, 2014 %
<b>400 Yards Passing:</b>	454, Christian Hackenberg vs. UCF, 2014 #
<b>20 Pass Completions:</b>	21, Christian Hackenberg vs. Indiana, 2015
<b>25 Pass Completions:</b>	25, Christian Hackenberg at Rutgers, 2014
<b>30 Pass Completions:</b>	34, Christian Hackenberg vs. Boston College, 2014 %
<b>35 Pass Completions:</b>	35, Matt McGloin vs. Northwestern, 2012
<b>30 Pass Attempts:</b>	39, Christian Hackenberg vs. Indiana, 2015
<b>40 Pass Attempts:</b>	45, Christian Hackenberg vs. Michigan State, 2014
<b>50 Pass Attempts:</b>	50, Christian Hackenberg vs. Boston College, 2014 %
<b>Four Touchdown Passes:</b>	Christian Hackenberg vs. Boston College, 2014 %
<b>Five Touchdown Passes:</b>	Rashard Casey vs. Louisiana Tech, 2000
<b>Four Interceptions Thrown:</b>	Zack Mills at Boston College, 2004
<b>300 Yards Total Offense:</b>	327, Christian Hackenberg (308 P, 18 R) at Rutgers, 2014
<b>350 Yards Total Offense:</b>	371, Matt McGloin (371 P, 0 R) vs. Boston College, 2014 %
<b>400 Yards Total Offense:</b>	456, Christian Hackenberg (454 P, 2 R) vs. UCF, 2014 #
<b>100 Yards Receiving:</b>	101, Saeed Blacknall vs. San Diego State, 2015
<b>150 Yards Receiving:</b>	173, Geno Lewis & 165, DaeSean Hamilton vs. UCF, 2014 #
<b>200 Yards Receiving:</b>	216, Deon Butler vs. Northwestern, 2006
<b>Two Players w/ 100 Yards Receiving:</b>	Geno Lewis (109) & DaeSean Hamilton (103) at Rutgers, 2014
<b>Two Players w/ 150 Yards Receiving:</b>	Geno Lewis (173) & DaeSean Hamilton (165)
<b>Back-to-Back 100 Yards Receiving Games:</b>	Allen Robinson, 2013 (106 vs. Nebraska; 122 at Wisconsin)
<b>Three Straight 100-yard Receiving Games:</b>	Allen Robinson, 2013 (133 vs. Syracuse; 129 vs. Eastern Michigan; 143 vs. UCF)
<b>10+ Receptions:</b>	14, DaeSean Hamilton vs. Ohio State, 2014
<b>50-Yard Reception:</b>	51, D. Hamilton from C. Hackenberg vs. Northwestern, 2014
<b>60-Yard Reception:</b>	68, A. Breneman from C. Hackenberg at Wisconsin, 2013
<b>70-Yard Reception:</b>	72, C. Godwin from C. Hackenberg vs. Boston College, 2014 %
<b>80-Yard Reception:</b>	80, D. Moye from R. Bolden vs. Illinois, Oct. 9, 2010
<b>Three Touchdowns Receiving:</b>	Allen Robinson vs. Indiana, 2012
<b>Four Touchdowns Receiving:</b>	Bobby Engram vs. Minnesota, 1993
<b>150 All-Purpose Yards:</b>	195, Saquon Barkley vs. Rutgers, 2015
<b>200 All-Purpose Yards:</b>	209, Bill Belton vs. Illinois, 2013
<b>250 All-Purpose Yards:</b>	289, Larry Johnson vs. Michigan State, 2002
<b>Kickoff Return For Touchdown:</b>	95, Chaz Powell vs. Indiana State, 2011
<b>Rushing, Receiving &amp; Kickoff Return TDs:</b>	Derrick Williams vs. Illinois, 2008
<b>100-Yard Kickoff Return:</b>	100, Chaz Powell vs. Youngstown State, 2010
<b>Punt Return For Touchdown:</b>	63, Derrick Williams at Wisconsin, 2008
<b>80-Yard Punt Return:</b>	81, Bryant Johnson vs. Michigan State, 2002
<b>Zero Punts in a Game:</b>	Purdue, 2013
<b>Multiple Interceptions:</b>	2, Trevor Williams at Rutgers, 2014
<b>90-Yard Interception Return:</b>	99, Michael Mauti at Illinois, 2012
<b>Interception Return For Touchdown:</b>	30, Grant Haley vs. Temple, 2014
<b>Five Interceptions in a Game (Team):</b>	at Rutgers, 2014
<b>Fumble Return For Touchdown:</b>	71, Austin Johnson vs. San Diego State, 2015
<b>Blocked Field Goal:</b>	Kyle Baublitz vs. Michigan, 2013
<b>Blocked Punt:</b>	Mike Hull vs. Ohio State, 2012
<b>Blocked Punt For Touchdown:</b>	Michael Yancich vs. Ohio State, 2012 (Mike Hull block)
<b>Safety:</b>	Devon Still (sack in end zone) at Minnesota, 2010
<b>50-Yard Field Goal:</b>	50, Sam Ficken vs. Temple, 2014
<b>Four Field Goals:</b>	Sam Ficken vs. Maryland, 2014
<b>Five Field Goals:</b>	Collin Wagner vs. Temple, 2010

## OPPONENT

<b>100 Yards Rushing:</b>	135, Jahad Thomas, Temple, 2015
<b>150 Yards Rushing:</b>	156, Montee Ball, Wisconsin, 2011
<b>200 Yards Rushing:</b>	203, BenJarvus Green-Ellis, Indiana, 2003
<b>30 Rushing Attempts:</b>	30, Jeremy Langford, Michigan State, 2014
<b>35 Rushing Attempts:</b>	44, Mike Hart, Michigan, 2007 (OR)
<b>Three Touchdowns Rushing:</b>	Trevor Siemian, Northwestern, 2014
<b>Four Touchdowns Rushing:</b>	Montee Ball, Wisconsin, 2011
<b>50-Yard Run:</b>	56, A.J. Schurr, Army, 2015
<b>70-Yard Run:</b>	79, Rashard Mendenhall, Illinois, 2006
<b>Two Players Rush For 100 Yards:</b>	Tyler Murphy (105) & John Hillman (148) Boston College, 2014 %
<b>300 Yards Passing:</b>	339, Joel Stave, Wisconsin, 2013
<b>400 Yards Passing:</b>	454, Cameron Coffman, Indiana, 2012
<b>500 Yards Passing:</b>	532, Case Keenum, Houston, 2012 (OR) *
<b>25 Pass Completions:</b>	27, Chris Laviano, Rutgers, 2015
<b>30 Pass Completions:</b>	33, Blake Frohnapfel, UMass, 2014
<b>45 Pass Completions:</b>	45, Case Keenum, Houston, 2012 (OR) *
<b>30 Pass Attempts:</b>	35, Joe Licata, Buffalo, 2015
<b>40 Pass Attempts:</b>	42, Chris Laviano, Rutgers, 2015
<b>50 Pass Attempts:</b>	53, Joel Stave, Wisconsin, 2013
<b>60 Pass Attempts:</b>	61, Brian Hoyer, Michigan State, 2006
<b>Four Touchdown Passes:</b>	Mark Sanchez, USC, 2009 ^
<b>Four Interceptions Thrown:</b>	P.J. Walker, Temple, 2014
<b>Five Interceptions Thrown:</b>	Gary Nova, Rutgers, 2014
<b>300 Yards Total Offense:</b>	321, Joel Stave (339 P, -18 R), Wisconsin, 2013
<b>400 Yards Total Offense:</b>	437, Cameron Coffman (454 P, -17 R), Indiana, 2012
<b>500 Yards Total Offense:</b>	542, C. Keenum (532 P, 10 R), Houston, 2012 (OR) *
<b>100 Yards Receiving:</b>	115, Mike Dudek, Illinois, 2014
<b>150 Yards Receiving:</b>	162, Damian Williams, USC, 2009 ^
<b>200 Yards Receiving:</b>	228, Patrick Edwards, Houston, 2012 *
<b>10+ Receptions:</b>	11, Mike Dudek, Illinois, 2013
<b>70-Yard Reception:</b>	75, Jalen Fitzpatrick from P.J. Walker, Temple, 2014
<b>80-Yard Reception:</b>	80, D. Barnes from K. Hess, Youngstown State, 2010
<b>90-Yard Reception:</b>	99, Thomas Lewis from John Paci, Indiana, 1993
<b>Three Touchdown Receptions:</b>	Da'Jon McKnight, Minnesota, 2010
<b>Kickoff Return For Touchdown:</b>	100, Rashaad Penny, San Diego State, 2015
<b>90-Yard Kickoff Return:</b>	90, R.J. Shelton, Michigan State, 2014
<b>100-Yard Kickoff Return:</b>	100, Rashaad Penny, San Diego State, 2015
<b>Punt Return For Touchdown:</b>	75, Venric Mark, Northwestern, 2012
<b>70-Yard Punt Return:</b>	75, Venric Mark, Northwestern, 2012
<b>80-Yard Punt Return:</b>	87, Willie Reid, Florida State, 2006 Orange
<b>Interception Return For Touchdown:</b>	47, Mark Murphy, Indiana, 2014
<b>Fumble Return For Touchdown:</b>	24, Frank Clark, Michigan, 2013
<b>Blocked Punt:</b>	Leonte Carroo, Rutgers, 2014
<b>Blocked Punt For Touchdown:</b>	27, Lerentee McCray, Florida, 2011 \$
<b>Blocked Field Goal:</b>	Kyle Kelley, San Diego State, 2015
<b>Blocked Extra Point:</b>	Henry Coley, Virginia, 2012
<b>Safety:</b>	Team (snap out of the end zone on punt), at Michigan, 2014
<b>Defensive Extra Point:</b>	99, D.J. Johnson, Iowa, 2002
<b>50-Yard Field Goal:</b>	50, Derek Dimke, Illinois, 2010
<b>Four Field Goals:</b>	Brendan Gibbons, Michigan, 2013

^ - Rose Bowl \$ - Outback Bowl \* - TicketCity Bowl # - Croke Park Classic (Dublin, Ireland)

% - Pinstripe Bowl

(OR) - Opponent Record



@PennStateFBall



PSUFBall

2015

PSUnrivald.com

GoPSUsports.com

## RECORD WATCH

## PASSING YARDAGE, CAREER

1. Zack Mills, 2001-04	7,212
2. <b>Christian Hackenberg, 2013-pres.</b>	<b>7,018</b>
3. Matt McGloin, 2009-12	6,390
4. Tony Sacca, 1988-91	5,869
5. Daryll Clark, 2006-09	5,742

## PASSING YARDAGE, SEASON

1. Matt McGloin, 2012	3,266
2. Daryll Clark, 2009	3,003
3. <b>Christian Hackenberg, 2014</b>	<b>2,977</b>
4. <b>Christian Hackenberg, 2013</b>	<b>2,955</b>
5. Kerry Collins, 1994	2,679

## PASSING YARDAGE, GAME

1. <b>Christian Hackenberg vs. UCF, 2014</b>	<b>454</b>
2. Zack Mills vs. Iowa, 2002	399
3. Matt McGloin vs. Indiana, 2012	395
4. Michael Robinson vs. Wisconsin, 2003	379
5. <b>Christian Hackenberg vs. BC, 2014</b>	<b>371</b>
6. Mike McQueary vs. Pittsburgh, 1997	366
7. Todd Blackledge at Miami (Fla.), 1981	358
8. Daryll Clark vs. Akron, 2009	353
9. Kerry Collins at Michigan State, 1993	352
10. Daryll Clark vs. Michigan State, 2008	341
11. <b>Christian Hackenberg at Indiana, 2013</b>	<b>340</b>
12. <b>Christian Hackenberg at Wisconsin, 2013</b>	<b>339</b>

## PASSING ATTEMPTS, CAREER

1. Zack Mills, 2001-04	1,082
2. <b>Christian Hackenberg, 2013-pres.</b>	<b>1,040</b>
3. Matt McGloin, 2009-12	894
4. Tony Sacca, 1988-91	824
5. Anthony Morelli, 2004-07	821

## PASSING ATTEMPTS, SEASON

1. <b>Christian Hackenberg, 2014</b>	<b>484</b>
2. Matt McGloin, 2012	446
3. Anthony Morelli, 2007	402
4. <b>Christian Hackenberg, 2013</b>	<b>392</b>
5. Anthony Morelli, 2006	386

## PASSING ATTEMPTS, GAME

1. <b>Christian Hackenberg at Indiana, 2013</b>	<b>55</b>
2. Kerry Collins at BYU, 1992	54
3. Matt McGloin vs. Northwestern, 2012	51
Rashard Casey vs. Iowa, 2000	51
5. <b>Christian Hackenberg vs. BC, 2014</b>	<b>50</b>

## PASSING COMPLETIONS, CAREER

1. Zack Mills, 2001-04	606
2. <b>Christian Hackenberg, 2013-pres.</b>	<b>588</b>
3. Matt McGloin, 2009-12	513
4. Anthony Morelli, 2004-07	460
5. Daryll Clark, 2006-09	444

## PASSING COMPLETIONS, SEASON

1. Matt McGloin, 2012	270
<b>Christian Hackenberg, 2014</b>	<b>270</b>
3. Anthony Morelli, 2007	234
4. Daryll Clark, 2009	232
5. <b>Christian Hackenberg, 2013</b>	<b>231</b>

## PASSING COMPLETIONS, GAME

1. Matt McGloin vs. Northwestern, 2012	35
2. <b>Christian Hackenberg vs. BC, 2014</b>	<b>34</b>
3. Wally Richardson vs. Wisconsin, 1995	33
4. <b>Christian Hackenberg vs. UCF, 2014</b>	<b>32</b>
5. <b>Christian Hackenberg vs. Ohio State, 2014</b>	<b>31</b>
6. <b>Christian Hackenberg at Indiana, 2013</b>	<b>30</b>

## 300-YARD PASSING GAMES, CAREER

1. <b>Christian Hackenberg, 2013-pres.</b>	<b>8</b>
2. Matt McGloin, 2009-12	6
3. Kerry Collins, 1991-94	4
4. Daryll Clark, 2006-09	3

## 300-YARD PASSING GAMES, SEASON

1. Matt McGloin, 2012	4
<b>Christian Hackenberg, 2013; 2014</b>	<b>4</b>
3. Kerry Collins, 1994	2
Daryll Clark, 2009	2

## 200-YARD PASSING GAMES, CAREER

1. Matt McGloin, 2009-12	18
2. <b>Christian Hackenberg, 2013-pres.</b>	<b>17</b>
3. Kerry Collins, 1991-94	16
Zack Mills, 2001-04	16
5. Daryll Clark, 2006-09	14
6. Chuck Fusina, 1975-78	11
Tony Sacca, 1988-91	11
Anthony Morelli, 2004-07	11

## 200-YARD PASSING GAMES, SEASON

1. Matt McGloin, 2012	11
2. Kerry Collins, 1994	10
3. <b>Christian Hackenberg, 2013</b>	<b>9</b>
4. Daryll Clark, 2009	8

## PASSING TOUCHDOWNS, CAREER

1. Matt McGloin, 2009-12	46
2. Daryll Clark, 2006-09	43
3. Todd Blackledge, 1980-82	41
Tony Sacca, 1988-91	41
Zack Mills, 2001-04	41
6. Kerry Collins, 1991-94	39
<b>Christian Hackenberg, 2013-pres.</b>	<b>39</b>
7. Chuck Fusina, 1975-78	37
9. Anthony Morelli, 2004-07	31
10. Tom Shuman, 1972-74	28

## PASSING TOUCHDOWNS, SEASON

1. Daryll Clark, 2009	24
Matt McGloin, 2012	24
3. Todd Blackledge, 1982	22
4. Tony Sacca, 1991	21
Kerry Collins, 1994	21
6. <b>Christian Hackenberg, 2013</b>	<b>20</b>
7. Doug Strang, 1983	19
Anthony Morelli, 2007	19
Daryll Clark, 2008	19
10. Wally Richardson, 1995	18

## PASSING TOUCHDOWNS, GAME

1. Tony Sacca vs. Georgia Tech, 1991	5
Rashard Casey vs. Louisiana Tech, 2000	5
3. <b>Christian Hackenberg at Wisconsin, 2013;</b>	<b>4</b>
<b>Christian Hackenberg vs. BC, 2014</b>	
15 Others; Last: Matt McGloin vs. Ind., 2012	

## TOTAL OFFENSE, CAREER

1. Zack Mills, 2001-04	7,796
2. <b>Christian Hackenberg, 2013-pres.</b>	<b>6,822</b>
3. Daryll Clark, 2006-09	6,361
4. Tony Sacca, 1988-91	6,000
5. Matt McGloin, 2009-12	5,745

## TOTAL OFFENSE, SEASON

1. Matt McGloin, 2012	3,215
2. Daryll Clark, 2009	3,214
3. Michael Robinson, 2005	3,156
4. <b>Christian Hackenberg, 2014</b>	<b>2,977</b>
5. <b>Christian Hackenberg, 2013</b>	<b>2,887</b>

## RUSHING YARDAGE, CAREER

1. Evan Royster, 2007-10	3,932
2. Curt Warner, 1979-82	3,398
3. Tony Hunt, 2003-06	3,320
4. Blair Thomas, 1985-87, 89	3,301
5. Curtis Enis, 1995-97	3,256
6. D.J. Dozier, 1983-86	3,227
7. Larry Johnson, 1999-2002	2,953
8. Lydell Mitchell, 1969-71	2,934
9. Ki-Jana Carter, 1992-94	2,829
10. Matt Suhey, 1976-79	2,818
...	
25. Fran Rogel, 1947-49	1,496
26. Roger Kochman, 1959-62	1,485
27. Bob Campbell, 1966-68	1,480
28. Tom Donchez, 1971-74	1,422
29. Steve Geise, 1975-77	1,362
30. Stephfon Green, 2008-11	1,351
31. Gary Brown, 1987-90	1,321
32. <b>Akeel Lynch, 2013-pres.</b>	<b>1,298</b>

## RECEPTIONS, CAREER

1. Deon Butler, 2005-08	179
2. Allen Robinson, 2011-13	177
3. Bobby Engram, 1991, 93-95	167
4. Derrick Williams, 2005-08	161
5. Jordan Norwood, 2005-08	158
6. Derek Moye, 2008-11	144
7. O.J. McDuffie, 1988-92	125
8. Jack Curry, 1965-67	117
9. Bryant Johnson, 1999-2002	110
10. Kenny Jackson, 1980-83	109
11. Terry Smith, 1988-91	108
12. Tony Johnson, 2000-03	107
13. <b>DaeSean Hamilton, 2014-pres.</b>	<b>99</b>
14. Joe Jurevicius, 1994-97	94
15. Freddie Scott, 1993-95	93
16. Chafie Fields, 1996-99	88
Tony Hunt, 2003-06	88
18. Andrew Quarless, 2006-09	87
19. Ted Kwalick, 1966-68	86

## RECEPTIONS, SEASON

1. Allen Robinson, 2013	97
2. <b>DaeSean Hamilton, 2014</b>	<b>82</b>
3. Allen Robinson, 2012	77
4. O.J. McDuffie, 1992	63
Bobby Engram, 1995	63

## SACKS, CAREER

1. Courtney Brown, 1996-99	33.0
2. Larry Kubin, 1977-80	30.0
3. Michael Haynes, 1999-2002	25.5
4. Tyoka Jackson, 1990-93	24.5
5. Matt Millen, 1976-79	22.0
6. Todd Atkins, 1992-95	21.0
7. Rich McKenzie, 1989-92	20.0
8. Bruce Clark, 1976-79	19.0
LaVar Arrington, 1997-99	19.0
Jay Alford, 2003-06	19.0
11. Don Graham, 1983-86	18.0
Bob White, 1983-86	18.0
13. Justin Kurpeikis, 1997-2000	17.0
Maurice Evans, 2006-08	17.0
15. <b>Anthony Zettel, 2012-present</b>	<b>16.5</b>
16. Shane Conlan, 1983-86	16.0

## TACKLE FOR LOSS, CAREER

1. Courtney Brown, 1996-99	70
2. Brandon Short, 1996-99	51
3. Larry Kubin, 1977-80	45
4. Bruce Clark, 1976-79	43
Justin Kurpeikis, 1997-2000	43
6. Michael Haynes, 1999-2002	42
7. Shane Conlan, 1983-86	41
8. LaVar Arrington, 1997-99	39
Jimmy Kennedy, 1999-2002	39
10. Matt Millen, 1976-79	36
Tamba Hali, 2002-05	36
12. Paul Posluszny, 2003-06	34
Dan Connor, 2004-07	34
14. Anthony Adams, 1999-2002	33
<b>Anthony Zettel, 2012-pres.</b>	<b>33</b>
15. Todd Atkins, 1992-95	32





GAME 1

PENN STATE 10




vs.



27 TEMPLE

LINCOLN FINANCIAL FIELD  
ESPN

SEPT. 5, 2015  
ATTN: 69,176



GAME RECAPS

**PHILADELPHIA (AP)** - P.J. Walker scored the go-ahead touchdown late in the third quarter to rally Temple to a 27-10 win over Penn State on Saturday. It was Temple's first win over the Nittany Lions in 74 years.

Temple hadn't won in the series since Oct. 18, 1941. Penn State was 38-0-1 since '41 with a 7-7 tie in 1950 the only time the Owls played without a loss.

There were 69,176 fans in attendance at Lincoln Financial Field.

Christian Hackenberg completed 11-of-25 passes good for 103 yards. Chris Godwin hauled in five of those passes for 81 yards to lead the Penn State receiving corps.

Walker made it 17-10 with a 1-yard run late in the third and the Owls cruised from there.

Penn State seemed poised for another rout when it took a 10-0 lead in the first quarter. Joey Julius, Penn State's 5-foot-10, 259-pound kicker, connected from 34 yards and Akeel Lynch scored on a 42-yard run. Penn State had 126 total yards in the first; 43 total over the second and third.

Penn State struggled on offense to sustain drives. The Nittany Lions punted on six straight possessions once it took a 10-0 lead.

Thomas scored his first TD on a 1-yard run in the second and Jones tied it 10-10 on a 40-yarder in the third.

On the seventh possession since its last score, Hackenberg's pass was intercepted by Sharif Finch and seemingly returned to the end zone for the go-ahead score. After a quick replay review, Finch was ruled down on the 2 and Walker followed with the TD for the 17-10 lead.

GAME NOTES

- Penn State is now 39-4-1 all-time vs. Temple, with a 12-4 mark in games played at Temple.
- Penn State's record in season openers is now 106-21-2.
- Penn State opened the season away from Beaver Stadium for the third consecutive season, marking the first time since 1971-73. The Nittany Lions open the 2016 season at home.
- The Nittany Lions had seven first time starters at Temple; three on offense, three on defense and one on special teams.
- First time offensive starters: OT Paris Palmer, WR Brandon Polk, TE Brent Wilkerson.
- First time defensive starters: DE Carl Nassib, CB John Reid, DE Garrett Sickels.
- First time special teams starters: PK Joey Julius.
- Ten redshirt freshmen made their debuts at Temple: RB Mark Allen, DE Torrence Brown, LB Koa Farmer, PK Joey Julius, CB Amani Oruwariye, LB Troy Reeder,

RB Nick Scott, WR DeAndre Thompkins, DT Antoine White, OT Chasz Wright.

- Five true freshmen made their debuts: RB Saquon Barkley, LB Manny Bowen, LB Jake Cooper, WR Brandon Polk, CB John Reid.
- Penn State offensive starters: Sr. - 1, Jr. - 5, So. - 4, Fr. - 1
- True freshman WR Brandon Polk started and on Penn State's first play from scrimmage ran 33 yards.
- Sophomore wide receiver Chris Godwin caught five passes for 81 yards and now has at least one catch in 13 of 14 career games.
- Godwin's five catches give him two career games with five-or-more grabs, joining his seven-catch night vs. Boston College in the New Era Pinstripe Bowl.
- Penn State defensive starters: Sr. - 4, Jr. - 3, So. - 3, Fr. - 1
- Senior defensive end Carl Nassib made a career-high 10 tackles at Temple. His previous high was 4 stops on October 5, 2013 at Indiana.
- Nassib recorded his second career solo sack, good for a 12 yard loss, in the second quarter.
- Nassib's 2.5 tackles for loss are also a career-best.
- Senior cornerback Trevor Williams tied his career-high with six tackles, matching his six stops vs. UCF on September 14, 2013.
- Williams' 2.0 TFL surpassed his career total entering the game (1.5 TFL).
- Junior linebacker Brandon Bell forced his second career fumble in the second quarter. His first forced fumble came vs. Nebraska on November 11, 2013
- Bell's 2.5 tackles for loss are a career-high, surpassing his 2.0 TFLs at Indiana on Nov. 8, 2014.
- Redshirt freshman defensive end Torrence Brown recovered his first career fumble in the second quarter.
- Junior defensive end Garrett Sickels made a career-best four tackles, surpassing his three-stop effort vs. Maryland on Nov. 1, 2014.
- Redshirt freshman PK Joey Julius connected on his first career field goal attempt, good from 34 yards to give Penn State a 3-0 lead on its first possession of the game.
- Redshirt freshman Koa Farmer returned his first career kickoff 35 yards in the second quarter.
- Redshirt freshman Mark Allen's four punt returns are the most by a single Penn State player since Justin Brown returned five punts on Oct. 29, 2011 vs. Illinois.
- The nine returns vs. Temple (5 KO, 4 P) were the most in a single game since returning nine vs. Houston on January 2, 2012 in the TicketCity Bowl.

SCORING SUMMARY

	1	2	3	4	OT	F
PSU	10	0	0	0	-	10
TU	0	7	10	10	-	27

1st	10:47	PSU	8-53/1:53/3-0
	06:34	PSU	6-75/2:41/10-0
	06:34	PSU	Akeel Lynch 42 yd run (Julius kick)
2nd	2:25	TEM	12-93/6:40/10-7
	2:25	TEM	Jahad Thomas 1 yd run (Jones kick)
3rd	6:23	TEM	7-57/3:35/10-10
	6:23	TEM	Austin Jones 40 yd field goal
	1:00	TEM	1-2/0/10/10-17
	1:00	TEM	P.J. Walker 1 yd run (Jones kick)
4th	11:14	TEM	5-49/2:47/10-24
	11:14	TEM	Jahad Thomas 24 yd run (Jones kick)
	05:41	TEM	6-25/3:36/10-27
	05:41	TEM	Austin Jones 30 yd field goal

TEAM STATS

	PSU	TU
First Downs	9	15
Rushing Yards	77	149
Passing Yards	103	168
Passing (C-A-Int)	11-25-1	16-21-0
Total Offense	180	317
Plays	52	64
Fumbles (#-Lost)	1-0	1-1
Penalties (#-Yards)	6-39	5-35
Possession Time	23:45	36:15
3rd-Down Conv.	2-13	7-17
Red-Zone	1-1	3-4
Touchdowns	0-1	2-4
Field goals	1-1	1-4

OTHER

Time of Game	3:20
Penn State	0-1, 0-0 Big Ten
Temple	1-0, 0-0 AAC

INDIVIDUAL STATISTICS

RUSHING

Penn State - Penn State-Lynch, Akeel 10-78; Polk, Brandon 2-50; Allen, Mark 2-7; Barkley, Saquon 1-1; Thompkins, DeAndre 1-0; Hackenberg, Christian 11-minus 59.

Temple - THOMAS, Jahad 29-135; WALKER, P.J. 7-11; ARMSTEAD, R. 4-8; GARDNER, Jager 2-minus 2; BENJAMIN, Samuel 1-minus 3.

PASSING

Penn State - Hackenberg, Christian 11-25-1-103  
Temple - WALKER, P.J. 15-20-0-143; CHRISTOPHER, J. 1-1-0-25

RECEIVING

Penn State - Godwin, Chris 5-81; Lewis, Geno 2-15; Lynch, Akeel 2-2; Hamilton, DaeSean 1-5; Polk, Brandon 1-0.

Temple - ANDERSON, Robby 5-20; BRYANT, Ventell 2-41; PATTON, Kip 2-29; JENNINGS, Adonis 2-16; WALKER, P.J. 1-25; DELOATCH, Romond 1-19; CHRISTOPHER, J. 1-13; ARMSTEAD, R. 1-3; THOMPSON, Colin 1-2.

TOP TACKLERS (T-UA-A)

Penn State - Nassib, Carl 10-4-6; Bell, Brandon 7-4-3; Cabinda, Jason 7-3-4; Williams, Trevor 6-4-2; Johnson, Austin 6-1-5; Zettel, Anthony 5-3-2; Reid, John 5-2-3  
Temple - MATAKEVICH, T. 7-4-3; YOUNG, Tavon 6-5-1; SMITH, Nate D. 5-4-1; ALWAN, Jarred 5-1-4



@PennStateFBall



PSUFBall

2015

PSUnrivalled.com

GoPSUsports.com


**GAME 2**

**BUFFALO 14**

vs.

**27 PENN STATE**

BEAVER STADIUM  
ESP2      SEPT. 12, 2015  
ATTN: 93,065



**GAME RECAPS**

**UNIVERSITY PARK, Pa.** - Penn State scored on three consecutive drives starting late in the third quarter en route to a 27-14 victory over Buffalo in the home opener on a rainy Saturday afternoon in Beaver Stadium.

Buffalo pulled within three points, 10-7 with a touchdown late in the third quarter, but a Penn State field goal before the end of the third quarter and a pair of touchdowns on the next two drives to start the fourth put the game out of reach.

Carl Nassib once again led the defense for Penn State, hauling in an interception that led to a field goal, posting three sacks and forcing two fumbles. The Nittany Lion defense held Buffalo to 274 yards (69 rushing, 205 passing) of total offense. It was the fewest rushing yards allowed since yielding 68 again Illinois last season.

On the other side of the ball, Penn State totaled 200 yards rushing, led by true freshman running back Saquon Barkley, who totaled 115 yards on 12 attempts with a touchdown. He is the first PSU true freshman to rush for more than 100 yards in a game since Silas Redd had 131 yards on 11 carries and scored one touchdown against Northwestern in 2010. Barkley broke off back-to-back runs totaling 50 yards to start Penn State's first possession of the fourth quarter, which led to a touchdown and 20-7 Penn State lead. He also found the end zone with 9:02 remaining in the contest from nine yards out for a 27-7 lead.

Another true freshman, Brandon Polk, totaled 45 yards on three carries, scampering 22 yards for a touchdown for the Lions' first score of the game, and adding another to setup a short field goal attempt late in the third quarter. It marked the first time since 2005 that Penn State had two true freshmen score a touchdown in the same game.

Christian Hackenberg finished with one touchdown and 127 yards passing, completing 14-of-27 attempts in wet conditions. He connected on a 38-yard pass play to Chris Godwin who led the receiving corps with five receptions for 75 yards, to setup Barkley's fourth quarter score. DaeSean Hamilton hauled in a 5-yard touchdown reception on the drive keyed by Barkley's big runs and totaled three catches for 15 yards.

The offense was strongest in the second half, totaling 202 yards, and did not yield a sack in the game for the first time since 2013 in a win over Wisconsin. The Lions did not turn the ball over either for the first time since last season's tilt against UMass.

Contributing on defense in addition to Nassib were Austin Johnson and Troy Reeder. Johnson posted a career-high nine tackles, including 2.5 for loss and 1.5 sacks. Reeder also surpassed a career high with seven tackles in his first career start.

The Nittany Lion special teams contributed, as well, returning both a punt return and kick return for at least 58 yards in the same game for the first time since 2007, when they accomplished the feat against Notre Dame.

Buffalo quarterback Joe Licata completed 24-of-35 pass attempts for 205 yards and two touchdowns, but was sacked six times for 47 yards and picked off once. Ron Willoughby was his top target with eight catches for a touchdown, and Marcus McGill caught four passes for 45 yards and a touchdown. Anthonie Taylor added 93 yards on the ground with 18 carries.

The game had an electrifying start as Penn State's Nick Scott returned the opening kickoff 58 yards to the Buffalo 42. It was the longest for Penn State since Chaz Powell had a 92-yard return against Purdue in 2011.

A 22-yard touchdown run on a sweep to Polk was the game's first score and gave Penn State a 7-0 lead with 6:57 remaining in the first half. A 58-yard punt return by DeAndre Thompkins, on which he was barely tripped up by UB punter Tyler Grassman on a diving play, setup the two-play scoring drive at Buffalo's 24. It was the longest punt return by a Nittany Lion since Derrick Williams' 63-yard punt return for a touchdown at Wisconsin in 2008.

With Buffalo on its own 33 on the ensuing possession, Anthony Zettel burst through the UB line and tipped a Licata pass, and Nassib was able to haul it in with one hand for the interception, which he returned 10 yards to the UB 12. Joey Julius converted a 22-yard field goal to cap the drive with 3:58 left in the half.

After the halftime break, Willoughby capped a 11-play, 78-yard drive with a 14-yard touchdown reception to cut Penn State's lead to three.

Penn State converted a field goal on its next possession, and then after a UB three-and-out, Barkley broke free on the first PSU play for 33 yards to the Buffalo 29, and then ran down the middle and leapt over a safety before being brought down after a 17-yard gain. Hackenberg threw for seven yards to Godwin and connected with Hamilton on a 5-yard touchdown reception for a 20-7 lead with 12:04 remaining in the game.

Another three-and-out led to Penn State's final scoring drive, as the Lions drove 74 yards on just six plays, a 15-yard pass interference penalty and a 38-yard connection between Hackenberg and Godwin led to Barkley's 9-yard touchdown run.

Buffalo drove 82 yards on 13 plays to reach the end zone on a 10-yard reception by McGill with 4:38 remaining, but two sack-fumbles by Nassib helped prevent UB from mustering another scoring drive.

**SCORING SUMMARY**

	1	2	3	4	OT	F
<b>UB</b>	0	0	7	7	-	<b>14</b>
<b>PSU</b>	0	10	3	14	-	<b>27</b>

2nd	6:57	PSU	2-24/0:37/0-7
		Brandon Polk 22 yd run (Julius kick)	
	3:38	PSU	4-7/1:54/0-10
		Joey Julius 22 yd field goal	
3rd	5:33	UB	11-78/4:48/7-10
		Ron Willoughby 14 yd pass from Licata (Mitcheson Kick)	
	0:20	PSU	12-51/5:07/7-13
		P.J. Walker 1 yd run (Jones kick)	
4th	12:04	PSU	4-62/1:25/7-20
		DaeSean Hamilton 5 yd pass from Hackenberg (Julius Kick)	
	09:02	PSU	6-74/1:54/7-27
		Saquon Barkley 9 yd run	
	4:38	UB	13-82/4:18/14-27
		Marcus McGill 10 yd pass from Licata	

**TEAM STATS**

	UB	PSU
First Downs	15	15
Rushing Yards	69	200
Passing Yards	205	128
Passing (C-A-Int)	24-35-1	14-27-0
Total Offense	274	328
Plays	68	66
Fumbles (#-Lost)	2-0	0-0
Penalties (#-Yards)	14-107	7-65
Possession Time	30:26	29:34
3rd-Down Conv.	5-16	6-15
Red-Zone	2-2	4-5
Touchdowns	2	2
Field goals	0	2

**OTHER**

Time of Game	3:35
Buffalo	1-1, 0-0 MAC
Penn State	1-1, 0-0 Big Ten

**INDIVIDUAL STATISTICS**

**RUSHING**  
Buffalo-Taylor, Anthonie 18-93; Johnson, Jordan 9-23; Licata, Joe 6-minus 47.  
Penn State-Barkley, Saquon 12-115; Lynch, Akeel 19-46; Polk, Brandon 3-45; Hackenberg, Christian 2-4; Allen, Mark 1-2; TEAM 2-minus 12.

**PASSING**  
Buffalo-Licata, Joe 24-35-1-205.  
Penn State-Hackenberg, Christian 14-27-0-128

**RECEIVING**  
Buffalo-Willoughby, Ron 8-80; McGill, Marcus 4-45; Lisa, Collin 3-21; Schreck, Mason 2-18; Robinson, Malco 2-12; Taylor, Anthonie 2-7; Martinez, Jacob 1-17; Johnson, Jordan 1-3; Weiser, Matt 1-2.  
Penn State-Godwin, Chris 5-75; Hamilton, DaeSean 3-15; Gesicki, Mike 3-14; Carter, Kyle 2-13; Lewis, Geno 1-11.

**TOP TACKLERS (T-UA-A)**  
Buffalo-Baker, Marqus 7-5-2; Alozie, Okezie 7-3-4; Williamson, Rya 7-3-4; Berry, Brandon 6-4-2; Gilbo, Nick 6-4-2; Ross, Boise 5-2-3;  
Penn State-Johnson, Austin 9-4-5; Reeder, Troy 7-5-2; Allen, Marcus 6-3-3; Cabinda, Jason 6-2-4; Williams, Trevor 5-5-0; Nassib, Carl 5-4-1; Lucas, Jordan 5-3-2; Zettel, Anthony 5-2-3.



**GAME 3**

**RUTGERS** **3**

**R** vs.

**28** **PENN STATE**

BEAVER STADIUM    SEPT. 19, 2015  
BTN    ATTN: 103,323



**GAME RECAPS**

**UNIVERSITY PARK, Pa.** - Saquon Barkley rushed for 195 yards and two touchdowns to lead Penn State past Rutgers, 28-3, in the Big Ten opener on a rainy Saturday night in Beaver Stadium. The Nittany Lions took command of the game in the second quarter with three touchdowns in front a "Stripe Out" crowd of 103,323.

Penn State led Rutgers 21-0 at halftime and did not allow the Scarlet Knights to reach the red zone until doing so once in the fourth quarter, yielding a field goal. The three points allowed was the fewest for the Nittany Lions since 2011 against Iowa.

The Nittany Lion ground game keyed the offense totaling 330 of 471 total offensive yards, with 174 coming in the first half. It was the most yards gained on the ground for the Lions since 2009 when they totaled 338 and the first time they broke the 200-yard mark in consecutive games since the same year.

Barkley posted his second consecutive game of more than 100 yards, finding the end zone twice and totaling his season-high 195 yards on 21 carries, the most yards for a PSU true freshman rusher since 1998 and the most for any PSU rusher since Bill Belton totaled 201 in 2013. Barkley was particularly strong in the second half, totaling 140 yards and a touchdown on 11 rushes.

Fellow running back Akeel Lynch also broke 100 yards, totaling 120 on 10 carries, with nine carries and 115 yards coming in the first half, including a career-best 75-yard touchdown run. It was the first time Penn State had two 100-yard rushers in a game since Lynch and Belton accomplished the feat in 2013.

The Nittany Lion defense forced Rutgers to punt on its first five possessions before Grant Haley hauled in an interception on the sixth and final RU drive of the first half.

John Reid hauled in his first interception and recovered a late fumble, as the Lions pulled in a season-high three turnovers. The Blue and White continued to penetrate the backfield as well, totaling 9.0 tackles for loss and 5.0 sacks. Defensive tackle Austin Johnson led the team with 2.0 backfield stops, including a sack. Carl Nassib continued his strong start, tallying his team-best fifth sack as part of 1.5 backfield tackles. Safety Marcus Allen led the team with 11 tackles, including seven solo stops.

Christian Hackenberg completed 10-of-19 passes with one interception for 141 yards, and was not sacked for a second consecutive game. His top target was DaeSean Hamilton who totaled 81 yards on four catches in the first half, and finished with five for 86 yards. Chris Godwin also caught four passes, totaling 49 yards.

Rutgers quarterback Chris Laviano completed 27 of 42 passing attempts for 251 yards with two interceptions.

Josh Hicks led the ground game with 49 yards, but the Scarlet Knights only totaled 43 for the game, the fewest Penn State had allowed since holding Maryland to 33 last season. Carlton Agudosi led 10 Rutgers pass catchers with six receptions for 80 yards.

After playing the field position game on its first two drives of the game, pinning Rutgers on its own 2- and 10-yard lines, respectively, with punts from Chris Gulla, the Penn State offense found the end zone on its third possession, driving 80 yards on 12 plays in a season-long six minutes, two seconds. Hackenberg found Godwin along the right sideline for a 30-yard gain on the first play, and then the Nittany Lions pounded the ball into the red zone with eight consecutive running plays. On 3rd-and-3 from the 17, Hackenberg found Hamilton for a 13-yard gain to the 4-yard line, setting up an end-around to redshirt freshman wide receiver DeAndre Thompkins from two yards out for his first career touchdown with 12:10 remaining in the second quarter.

The Lions went three-and-out on their next possession, but scored on their next two.

Starting at the Penn State 10, the Lions drove 90 yards on eight plays for their longest drive of the season. Hackenberg found Hamilton with a short pass in the middle of the field that Hamilton was able to turn into a 48-yard gain to the Rutgers' 42. The Nittany Lions then handed off to Barkley on six of the next seven plays, and he capped the drive with a 15-yard touchdown run with 2:06 remaining in the half.

After another Rutgers' punt, Penn State took over on its own 25 with 1:14 on the clock. Lynch broke through a hole in the middle and ran 75 yards to the end zone.

Rutgers assembled the longest drive of the scoreless third quarter, advancing 54 yards on seven plays before Reid ended it with his first career interception.

Rutgers reached the red zone for the first time with just under 12 minutes remaining in the fourth quarter, capping a 16-play, 71-yard drive with a 34-yard field goal. The drive took 7:13.

A 40-yard rush by Barkley keyed Penn State's ensuing drive, but a Hackenberg pass from the Rutgers' 28 was intercepted by Anthony Cioffi at the 1-yard line with 7:57 remaining.

Rutgers reached midfield on their first two plays, but three consecutive sacks by Nassib, Jordan Lucas and Johnson, respectively, moved Rutgers back to its own 21.

Barkley responded on the ensuing possession, breaking off a 54-yard run to the Rutgers' 16 on the first play, and rushing into the end zone on the next for the final margin.

**SCORING SUMMARY**

	1	2	3	4	OT	F
<b>RU</b>	0	0	3	0	-	<b>3</b>
<b>PSU</b>	0	21	0	7	-	<b>28</b>

2nd	12:10	PSU	12-80/6:02/0-7
		DeAndre Thompkins 2 yd run (Julius kick)	
	2:06	PSU	8-90/3:27/0-14
		Saquon Barkley 15 yd run (Julius kick)	
	1:04	PSU	1-75/0:10/0-21
		Akeel Lynch 75 yd run (Julius kick)	
4th	10:35	RU	16-71/7:13/3-21
		Kyle Federico 34 yd field goal	
	4:21	PSU	2-70/0:40/3-28
		Saquon Barkley 16 yd run (Julius kick)	

**TEAM STATS**

	RU	PSU
First Downs	20	17
Rushing Yards	43	330
Passing Yards	251	141
Passing (C-A-Int)	27-42-2	10-19-1
Total Offense	294	471
Plays	74	60
Fumbles (#-Lost)	3-1	0-0
Penalties (#-Yards)	8-29	8-80
Possession Time	32:39	27:21
3rd-Down Conv.	5-15	4-12
Red-Zone	1-1	3-4
Touchdowns	0	4
Field goals	1	0

**OTHER**

Time of Game	3:18
Rutgers	1-2, 0-1 Big Ten
Penn State	2-1, 1-0 Big Ten

**INDIVIDUAL STATISTICS**

**RUSHING**

Rutgers-Hicks, Josh 7-49; Martin, Robert 5-20; James, Paul 10-7; Goodwin, Justin 1-4; Laviano, Chris 9-minus 37.

Penn State-Barkley, Saquon 21-195; Lynch, Akeel 10-120; Polk, Brandon 1-6; Scott, Nick 1-5; Hackenberg, Christian 2-3; TEAM 1-1; Thompkins, DeAndre 2-1; Allen, Mark 3-minus 1

**PASSING**

Rutgers-Laviano, Chris 27-42-2-251

Penn State-Hackenberg, Christian 10-19-1-141

**RECEIVING**

Rutgers-Agudosi, C. 6-80; Grant, Janarion 4-22; Flanagan, Matt 3-26; Scarff, Charles 3-16; Patton, Andre 2-42; Hicks, Josh 2-21; Goodwin, Justin 2-16; Tsimis, John 2-10; Arcidiacono, N. 2-7; James, Paul 1-11.

Penn State-Hamilton, DaeSean 5-86; Godwin, Chris 4-49; Gesicki, Mike 1-6.

**TOP TACKLERS (T-UA-A)**

Rutgers-Gause, Quentin 8-5-3; Lewis, Kaiwan 8-4-4; Longa, Steve 8-4-4; Jacobs, Davon 7-6-1; Cioffi, Anthony 6-5-1; Pinnix-Odrick 5-4-1; Wharton, Isaiah 4-2-2; Lambert, Q. 3-2-1.

Penn State-Johnson, Austin 9-4-5; Reeder, Troy 7-5-2; Allen, Marcus 6-3-3; Cabinda, Jason 6-2-4; Williams, Trevor 5-5-0; Nassib, Carl 5-4-1; Lucas, Jordan 5-3-2; Zettel, Anthony 5-2-3.



@PennStateFBall



PSUFBall

**2015**

PSUnrivald.com

GoPSUsports.com



**GAME 4**

**SAN DIEGO STATE** 21

37 **PENN STATE**

BEAVER STADIUM  
BTN      SEPT. 26, 2015  
ATTN: 95,107



**GAME RECAPS**

**UNIVERSITY PARK, Pa.** - Penn State scored three touchdowns off three San Diego State fumbles en route to a 37-24 victory in non-conference football action Saturday afternoon in Beaver Stadium. Quarterback Christian Hackenberg completed 21-of-35 pass attempts for 296 yards and three touchdowns, while defensive tackle Austin Johnson returned a fumble 71 yards for a touchdown to put the game out of reach in the fourth quarter.

The game turned in Penn State's favor late in the first half when San Diego State muffed a punt and fumbled in Nittany Lion territory in the final 2:33. The Aztecs led 14-13 but the turnovers allowed Penn State to take a 27-14 lead into the locker room after Hackenberg capped both resulting drives with touchdown passes.

Chris Godwin and DaeSean Hamilton led the Lions with five receptions each, with Godwin totaling 78 yards and a touchdown. Godwin also recovered the muffed punt late in the second quarter. Saeed Blacknall led in yardage, totaling a career-high 101 yards on four receptions, including career-long receptions of 45 and 46 yards. Running backs Saquon Barkley and Mark Allen both factored in the passing game, each notching their first receiving touchdowns.

Barkley led the team on the ground with 62 yards on eight carries, all in the first quarter and early second quarter.

Penn State was strong defensively, yielding only two drives longer than 36 yards, and 242 total yards. The Nittany Lions' 141 passing yards allowed were their fewest against an FBS non-conference opponent since holding Kent State to 134 in 2013. SDSU's first touchdown came on a 100-yard kickoff return by Rashaad Penny, and its last came after getting the ball on the Penn State 21-yard line after a Nittany Lion muffed punt early in the third quarter. Not including special teams scores, the Nittany Lion defense has not allowed more than seven points in the first half of 10 consecutive games.

Defensive tackle Anthony Zettel led the unit with a career-high seven tackles, including a team-best 2.5 for loss and a half sack. He also recovered a fumble that led to a touchdown and broke up one pass. Defensive end Carl Nassib had 2.0 of the team's five sacks, including the sack-forced fumble that led to Johnson's touchdown run. Defensive end Garrett Sickels forced the fumble that Zettel recovered and recorded a half sack and pass breakup in addition to three tackles.

Penny led SDSU with 192 all-purpose yards, including the 100-yard kickoff return and a 55-yard rush that keyed a touchdown drive. Donnel Pumphrey rushed for 56 yards and a touchdown on 18 carries and caught four passes for 51 yards. Quarterback Maxwell Smith completed 10-of-29 passes for 141 yards and a touchdown, targeting Mikah

Holder for 78 yards and a touchdown.

SDSU's fumbles before halftime allowed Penn State to score two touchdowns in the final 1:03 before the break.

Lloyd Mills muffed a 44-yard punt from Penn State's Chris Gulla at the SDSU 27. The Nittany Lions found the end zone in four plays, as Allen capped the short drive with a 13-yard touchdown reception with 1:03 remaining in the half. Allen pulled in the short pass near the line of scrimmage and leapt into the end zone as he was tripped up. He was originally marked down at the two, but the spot was overturned upon video review.

After the ensuing kickoff, SDSU took over on its own 25-yard line, but Sickels stripped Pumphrey of the ball on the first play from scrimmage, and Zettel pounced on it, giving the Lions the ball back on the 23 with 55 seconds remaining in the half.

After a sack, Hackenberg led the Lions to the 11, completing an 8-yard pass to Kyle Carter and a 7-yard pass to Hamilton on 3rd-and-5. Hackenberg then converted another third down after a pair of incompletions, finding Godwin in the middle of the field for an 11-yard touchdown with 17 seconds left before the break.

Hackenberg completed 16-of-24 pass attempts in the half for 234 yards and three touchdowns. Blacknall caught three of the passes for 98 yards. The Nittany Lions outgained SDSU in total offense 297-81 yards.

San Diego State threatened in the second half, taking advantage of a muffed punt for a six-play, 21-yard touchdown drive. Pumphrey capped the drive with a 1-yard touchdown run. Late in the third quarter when SDSU began to drive on offense again. Starting at their own 18, a 31-yard pass from Smith to Holder moved the Aztecs to the PSU 24. The drive came to an abrupt end though when Nassib forced Smith to fumble on the next play, planting his helmet on the quarterback's arm just before it could come forward. The 6-4, 323-pound Johnson scooped up the resulting fumble and rumbled 71-yards to the end zone for a 34-21 lead with 13:44 remaining.

Joey Julius would convert his third field goal of the game with 9:52 remaining for the final margin. A 32-yard pass from running back Nick Scott to Godwin moved the Lions into range at the SDSU 13.

SCORING SUMMARY						
	1	2	3	4	OT	F
<b>SDSU</b>	7	7	7	0	-	<b>21</b>
<b>PSU</b>	10	17	0	10	-	<b>37</b>

1st	4:20	PSU	7-66/3:42/0-7
		Saquon Barkley 22 yd pass from Hackenberg (Julius kick)	
	4:08	SDSU	7-7
		Rashaad Penny 100 yd kickoff return (Hageman kick)	
	0:43	PSU	7-53/3:18/7-10
		Joey Julius 40 yd field goal	
2nd	11:59	PSU	7-72/2:49/7-13
		Joey Julius 24 yd field goal	
	10:23	SDSU	3-75/1:36/14-13
		Mikah Holder 19 yd pass from Smith (Hageman kick)	
	1:03	PSU	4-27/1:30/14-20
		Mark Allen 13 yd pass from Hackenberg (Julius kick)	
	0:17	PSU	6-23/0:38/14-27
		Chris Godwin 11 yd pass from Hackenberg (Julius kick)	
3rd	8:11	SDSU	6-21/3:12/21-27
		Donnel Pumphrey 1 yd run (Hageman kick)	
4th	13:44	PSU	21-34
		Austin Johnson 71 yd fumble recovery (Julius kick)	
	9:52	PSU	8-52/2:51/21-37
		Joey Julius 26 yd field goal	

TEAM STATS		
	SDSU	PSU
First Downs	13	19
Rushing Yards	101	72
Passing Yards	141	328
Passing (C-A-Int)	10-29-0	22-36-0
Total Offense	242	400
Plays	63	70
Fumbles (#-Lost)	4-3	2-1
Penalties (#-Yards)	4-32	5-37
Possession Time	25:26	34:34
3rd-Down Conv.	5-17	4-15
Red-Zone	2-2	5-5
Touchdowns	2	2
Field goals	0	3

OTHER	
Time of Game	3:27
SDSU	1-3, 0-0 MWC
Penn State	3-1, 1-0 Big Ten

**INDIVIDUAL STATISTICS**

RUSHING
San Diego State-Pumphrey, Donnel 18-56; Penny, Rashaad 1-55; Price, Chase 4-24; TEAM 3-minus 5; SMITH, Maxwell 8-minus 29
Penn State-Barkley, Saquon 8-62; Lynch, Akeel 10-18; Scott, Nick 6-9; Allen, Mark 5-5; Polk, Brandon 1-1; Hackenberg, Christian 3-minus 6; TEAM 1-minus 17.

PASSING
San Diego State-Smith, Maxwell 10-29-0-141
Penn State-Hackenberg, Christian 21-35-0-296; Scott, Nick 1-1-0-32.

RECEIVING
San Diego State-Holder, Mikah 4-78; Pumphrey, Donnel 4-51; Price, Chase 1-10; Mills, Lloyd 1-2.
Penn State-Godwin, Chris 5-78; Hamilton, DaeSean 5-40; Blacknall, Saeed 4-101; Carter, Kyle 3-47; Allen, Mark 2-29; Gesicki, Mike 2-11; Barkley, Saquon 1-22.

TOP TACKLERS (T-UA-A)
San Diego State-Fely, Jake 10-5-5; Kazee, Damontae 8-6-2; Kelly, Kameron 8-6-2; Smith, Malik 7-3-4; Whittaker, J.J. 6-4-2; Munson, Calvin 5-2-3
Penn State-Zettel, Anthony 7-3-4; Reeder, Troy 6-2-4; Bell, Brandon 4-3-1; Cabinda, Jason 4-0-4; Apke, Troy 3-3-0; Haley, Grant 3-3-0; Golden, Malik 3-1-2; Sickels, Garrett 3-1-2; White, Antoine 3-1-2

# GAME 5

ARMY WEST POINT **14**




vs.



**20** PENN STATE

BEAVER STADIUM  
ESPNU

OCT. 3, 2015  
ATTN: 107,387



## GAME RECAPS

**UNIVERSITY PARK, Pa.** - Linebacker Jason Cabinda made a career-high 14 tackles and forced a fumble, as Penn State's defense led the Nittany Lions to a 20-14 victory over Army West Point on a rainy Saturday afternoon in Beaver Stadium. The unit recovered three fumbles for a second consecutive game and Cabinda also secured the victory with a sack on fourth-and-5 in Penn State territory in the game's final two minutes.

It was Penn State's fourth consecutive victory in its fourth consecutive home game, giving the Nittany Lions their best home start since 2008. The Lions led the game for their second offensive possession until the end.

Penn State running back Nick Scott totaled 54 yards on the ground on 12 attempts and gave the Lions the early lead with an 11-yard touchdown run for his first career score. He also caught one pass for 22 yards.

Quarterback Christian Hackenberg completed 10-of-19 passing attempts, for 156 yards. Ninety-one yards came on what proved to be the game-deciding scoring drive late in the third quarter, as he marched the Lions down the field on just three plays, connecting with wide receiver Chris Godwin on a 49-yard pass and finding tight end Mike Gesicki for a 33-yard touchdown reception. It was Hackenberg's 37th career touchdown pass to tie Chuck Fusina for seventh all-time at Penn State.

Godwin finished with 66 yards and four catches, while Gesicki's touchdown was the first of his career which fittingly came on his birthday.

Quarterback A.J. Schurr led the Army's triple-option offense, running 24 times for 74 yards and both of the team's touchdowns, including a 56-yard touchdown run. He completed his lone pass attempt for 32 yard, leading to his first touchdown in the third quarter. Dropping back to pass only a handful of times, Schurr was sacked three times, twice by Cabinda and once by Carl Nassib, who entered the game leading the country in the category and has recorded a sack in each game this season.

Army's single completion matches the lowest total of the year, and its one attempt is also the lowest thus far this year. Nine different Black Knights carried the ball, totaling 261 yards.

The wet conditions made handling the ball difficult for both teams. It made the passing game difficult for the Lions, while Army fumbled seven times with only two being forced, by Cabinda and Anthony Zettel, respectively. Manny Bowen, Von Walker and Garret Sickels each recovered fumbles. Penn State's six fumble recoveries in consecutive games (3 vs. San Diego State and 3 vs. Army) are its most since having six at Virginia (3) and vs. Navy (3) in 2012.

Penn State received the opening kickoff and went three-

and-out, but received the ball back immediately when Army fumbled the snap on their very first play and Sickels recovered it at the Army 42. The Nittany Lions were then able to drive to the end zone on eight plays. Hackenberg converted a fourth-and-4 with a 12-yard pass to DaeSean Hamilton to the Army 11 to keep the drive alive. Scott then rushed across the goal line on the next play for the touchdown.

Army was unable to cross midfield until early in the second quarter, when an 11-yard gain by Drue Harris placed the Black Knights at the Penn State 43. Jordan Asberry fumbled on the next play though and Walker recovered it.

Another fumble on Army's next drive set up a Penn State field goal drive starting at the Army 41. A career-long 19-yard rush by Hackenberg keyed the drive, and placekicker Joey Julius converted from 37 yards with just 25 seconds remaining in the half for a 10-0 advantage.

The Nittany Lions added a field goal on their first drive of the third quarter, as Julius connected from 27 yards for a 13-0 lead.

Penn State held Army to just 77 yards of offense in the first half, but was able to make progress in the second half. Army responded on its ensuing possession with an eight-play, 76-yard touchdown drive, as Schurr completed a 32-yard pass to Edgar Poe to move the Black Knights to the Penn State 12. Schurr then rushed himself the next three plays, finding the end zone from three yards out.

Both teams then traded punts, resulting in Penn State taking over at its own 9-yard line with 1:13 remaining in the third quarter, but Hackenberg was able to engineer a three-play, 91-yard touchdown drive. Hackenberg found Kyle Carter for a quick 9-yard gain, but then connected with Godwin on a 49-yard pass down the middle, and the capped the drive with a 33-yard touchdown pass to Gesicki at the conclusion of the quarter for a 20-7 lead.

However, Schurr broke free for a 56-yard touchdown run on Army's next possession to cut the deficit to six points again with 11:04 remaining in the fourth quarter.

Penn State was only able to get one first down after the kickoff and was forced to punt, giving the Black Knights the ball at their own 15 after a holding penalty during the return. The Nittany Lion defense only yielded 42 yards on nine plays in more than six minutes before Cabinda dropped Schurr for a 10-yard loss on fourth-and-5 with 1:21 remaining.

## SCORING SUMMARY

	1	2	3	4	OT	F
ARMY	0	0	7	7	-	14
PSU	7	3	10	0	-	20

1st	9:57	PSU	8-42/3:29/0-7
		Nick Scott 11 yd run (Julius kick)	
2nd	0:25	PSU	7-21/3:17/0-10
		Joey Julius 37 yd field goal	
3rd	9:53	PSU	5-19/2:40/0-13
		Joey Julius 27 yd field goal	
	5:36	ARMY	8-76/4:11/7-13
		A.J. Schurr 3 yd run (Grochowski kick)	
	0:00	PSU	3-91/1:13/7-20
		Mike Gesicki 33 yd pass from Hackenberg (Julius kick)	
4th	11:04	ARMY	7-84/3:56/14-20
		A.J. Schurr 56 yd run (Grochowski kick)	

## TEAM STATS

	ARMY	PSU
First Downs	17	12
Rushing Yards	261	108
Passing Yards	32	156
Passing (C-A-Int)	1-1-0	10-19-0
Total Offense	293	264
Plays	56	53
Fumbles (#-Lost)	7-3	0-0
Penalties (#-Yards)	4-45	3-20
Possession Time	31:19	28:41
3rd-Down Conv.	5-9	5-15
Red-Zone	1-1	3-3
Touchdowns	1	1
Field goals	0	2

## OTHER

Time of Game	2:50
Army	1-4
Penn State	4-1, 1-0 Big Ten

## INDIVIDUAL STATISTICS

### RUSHING

Army-Schurr, A.J. 24-74; Trainor, John 8-69; Giachinta, Matt 7-54; Harris, Drue 7-35; Kemper, Aaron 4-25; Walker, Joe 1-7; Asberry, Jordan 2-5; Black, Nicholas 1-2; Drake, C. 1-minus 10.  
Penn State-Scott, Nick 12-54; Thomas, Johnathan 7-28; Allen, Mark 6-17; Polk, Brandon 1-14; Hackenberg, Christian 5-3; TEAM 3-minus 8.

### PASSING

Army-Schurr, A.J. 1-1-0-32.  
Penn State-Hackenberg, Christian 10-19-0-156.

### RECEIVING

Army-Poe, Edgar 1-32.  
Penn State-Godwin, Chris 4-66; Wilkerson, Brent 2-14; Gesicki, Mike 1-33; Schurr, Nick 1-22; Hamilton, DaeSean 1-12; Carter, Kyle 1-9.

### TOP TACKLERS (T-UA-A)

Army-Timpf, Jeremy 8-3-5; King, Andrew 8-3-5; Jackson, B. 7-5-2; Aukerman, Alex 5-2-3; Wolf, Bayle 4-2-2.  
Penn State-Cabinda, Jason 6-8; Lucas, Jordan 5-3; Bowen, Manny 5-1; Apke, Troy 1-4; Haley, Grant 3-1; Zettel, Anthony 2-2; Reeder, Troy 2-2; Brown, Torrence 1-3; Johnson, Austin 1-3; Cothran, Curtis 0-4.



@PennStateFBall



PSUFBall

# 2015

PSUnrivalled.com

GoPSUsports.com



## 2 | MARCUS ALLEN | SO. | S

**Season:** Started five games this season. **at Temple (9/5):** Made three tackles. **Buffalo (9/12):** Made six tackles. **Rutgers (9/19):** Tied his career high with a game-best 11 tackles... Part of a defense that held Rutgers to just three points, the fewest in a Big Ten opener since limiting Minnesota to three points in 1994... Helped limit Rutgers to 43 rushing yards, the fewest since giving up just 33 yards to Maryland last season. **San Diego State (9/26):** Made one tackle. **Indiana (10/10):** Recorded nine tackles, including 1.5 tackles for loss... Helped snap Indiana's string of nine games in which they scored 20-plus points... Part of a defense that held Indiana to 234 yards of total offense, the fewest allowed by PSU since giving up 221 at Indiana in 2014... Led a secondary that limited the Hoosiers' 155 passing yards, the fewest allowed by Penn State in a Big Ten game since allowing 68 to Indiana last season.

## » ALLEN'S CAREER STATISTICS

	TK	UA-A	FR	FC	I	PBU	SACK	TFL
2014	58	35-23	0	0	0	3	1.0-11	2.0-13
2015	30	16-14	0	0	0	0	0-0	1.5-1
<b>Career</b>	<b>79</b>	<b>47-32</b>	<b>0</b>	<b>0</b>	<b>0</b>	<b>3</b>	<b>1.0-11</b>	<b>3.5-14</b>

## » ALLEN'S 2015 GAME-BY-GAME

*Tackles (Total-Solo-Assists)*

at Temple 3-2-1; Buffalo 6-3-3; Rutgers 11-7-4; San Diego State 1-0-1; Army DNP; Indiana 9-5-4.

## 8 | MARK ALLEN | R-FR. | RB

**Season:** Appeared in six games with one start... Made his first career start vs. Army (10/3)... Is one of five freshmen (3 redshirt, 2 true) to start this season... Has seen time on offense and as a punt returner... Is one of 17 redshirt freshmen to see action. **at Temple (9/5):** Ran for seven yards on two rushing attempts... Returned four punts for 33 yards... First career punt return went for 14 yards... His four punt returns are the most by a single Nittany Lion since Justin Brown returned five punts on Oct. 29, 2011 vs. Illinois. **Buffalo (9/12):** Made one rush for two yards... Also returned one punt. **Rutgers (9/19):** Rushed the ball three times. **San Diego State (9/26):** Caught his first career pass, a 13-yard touchdown reception on a swing pass in the second quarter... Pulled in two passes in the game for 29 yards... Gained five yards on a career-high five rushes... Had a career-long run of six yards in the fourth quarter... Allen and Saquon Barkley combined to become the first Penn State running back duo to have touchdown receptions in the same game since 2006 at Minnesota (Tony Hunt & Matt Hahn). **Army (10/3):** Carried six times for 17 yards in his first career start. **Indiana (10/10):** Rushed the ball eight times for career-high 45 yards... Had a career-long 28-yard rush in the second quarter... Caught two passes for 15 yards.

## » ALLEN'S RUSHING STATISTICS

	Att-Yds	Avg.	TD	LG
2015	25-75	3.0	0	28
<b>Career</b>	<b>25-75</b>	<b>3.0</b>	<b>0</b>	<b>28</b>

## » ALLEN'S 2015 GAME-BY-GAME

*Rushing (Carries-Yards-TD)*

at Temple 2-7-0; Buffalo 1-2-0; Rutgers 3-(-1)-0; San Diego State 5-5-0; Army 0-0-0; Indiana 8-45-0.

## » ALLEN'S RECEIVING STATISTICS

	Rec-Yds	Avg.	TD	LG
2015	4-44	11.0	1	16
<b>Career</b>	<b>4-44</b>	<b>11.0</b>	<b>1</b>	<b>16</b>

## » ALLEN'S 2015 GAME-BY-GAME

*Receiving (Receptions-Yards-TD)*

at Temple 0-0-0; Buffalo 0-0-0; Rutgers 0-0-0; San Diego State 2-29-1; Army 0-0-0; Indiana 2-15-0.

## » ALLEN'S PUNT RETURN STATISTICS

	No.	Yds	AVG	TD	LG
2015	5	33	6.6	0	14
<b>Career</b>	<b>5</b>	<b>33</b>	<b>6.6</b>	<b>0</b>	<b>14</b>

## » ALLEN'S 2015 GAME-BY-GAME

*Punt Returns (Returns-Yards-TD-YPR)*

at Temple 4-33-0-8.2; Buffalo 1-0-0-0.0; Rutgers 0-0-0-0.0; San Diego State 0-0-0-0.0; Army 0-0-0-0.0; Indiana 0-0-0-0.0.

## 28 | TROY APKE | SO. | S

**Season:** Appeared in six games with one start... Started his first career game vs. Army (10/3). **at Temple (9/5):** Had one tackle on punt coverage. **Buffalo (9/12):** Recorded three tackles. **Rutgers (9/19):** Forced his first career fumble in the fourth quarter... Made one tackle. **San Diego State (9/26):** Saw his most extensive action on defense... Logged three tackles. **Army (10/3):** Made a career-high five tackles in his first career start... Was a part of a defensive that limited Army to one pass attempt, the fewest by a Penn State opponent since at least 1966, and one completion, the fewest since 1976 (Ohio State)... The one completion is tied for the fewest by a team in FBS this year (by Georgia Southern vs. Western Michigan)... The one pass attempt is the fewest by an FBS team this season... Helped hold Army to just 32 passing yards, the fewest against the Nittany Lions in the Big Ten era (since 1993). **Indiana (10/10):** Made three tackles... Helped snap Indiana's string of nine games in which they scored 20-plus points... Part of a defense that held Indiana to 234 yards of total offense, the fewest allowed by PSU since giving up 221 at Indiana in 2014... Led a secondary that limited the Hoosiers' 155 passing yards, the fewest allowed by Penn State in a Big Ten game since allowing 68 to Indiana last season.

## » APKE'S CAREER STATISTICS

	TK	UA-A	FR	FC	I	PBU	SACK	TFL
2014	2	0-2	0	0	0	0	0-0	0-0
2015	16	9-7	0	1	0	0	0-0	0-0
<b>Career</b>	<b>15</b>	<b>9-6</b>	<b>0</b>	<b>1</b>	<b>0</b>	<b>0</b>	<b>0-0</b>	<b>0-0</b>

## » APKE'S 2015 GAME-BY-GAME

*Tackles (Total-Solo-Assists)*

at Temple 1-0-1; Buffalo 3-2-1; Rutgers 1-1-0; San Diego State 3-3-0; Army 5-1-4; Indiana 3-2-1.

## 35 | MATTHEW BANEY | SR. | LB

**Season:** Appeared in six games.

## » BANEY'S CAREER STATISTICS

	TK	UA-A	FR	FC	I	PBU	SACK	TFL
2013	DNP - NCAA Transfer Rule							
2014	0	0-0	0	0	0	0	0-0	0-0
2015	0	0-0	0	0	0	0	0-0	0-0
<b>Career</b>	<b>0</b>	<b>0-0</b>	<b>0</b>	<b>0</b>	<b>0</b>	<b>0</b>	<b>0-0</b>	<b>0-0</b>

## » BANEY'S 2015 GAME-BY-GAME

*Tackles (Total-Solo-Assists)*

at Temple 0-0-0; Buffalo 0-0-0; Rutgers 0-0-0; San Diego State 0-0-0; Army 0-0-0; Indiana 0-0-0.

## 26 | SAQUON BARKLEY | FR. | RB

**Season:** Appeared in four games... Has 12 rushes of 10 or more yards this season with career-long runs of 54 and 40 yards coming against Rutgers... Had 310 yards in back-to-back games against Buffalo and Rutgers, which was the highest total by a true freshman RB in a two-game span since D.J. Dozier had 359 in 1983 (vs. Rutgers and Alabama)... Is only the second true freshman to have back-to-back 100-yard games, joining Dozier, who had four consecutive 100-yard games in 1983... Is the first PSU RB to have back-to-back games with a 100-yard rushing quarter since Larry Johnson in 2002 against Indiana and Michigan State... Is one of five true freshmen to see action. **Awards:** Selected as Big Ten Co-Freshman of the Week (Sept. 14) after his performance against Buffalo... Claimed second-straight Big Ten Co-Freshman of the Week (Sept. 21) honor after his effort versus Rutgers. **at Temple (9/5):** Rushed one time for one yard. **Buffalo (9/12):** Rushed 12 times for a team-best 115 yards and his first career touchdown... Carried the ball eight times for 101 yards in the fourth quarter... Is the first true freshman to rush for more than 100 yards in a game since Silas Redd had 131 yards on 11 carries and one touchdown against Northwestern in 2010... Scored his first career touchdown on a 9-yard scamper in the fourth quarter... Had a season-long 33-yard burst on Penn State's first play of the fourth quarter... Teamed with Brandon Polk to become the first true freshmen duo to score touchdowns in the same game since Justin King and Derrick Williams both had touchdown receptions in the 2005 at Northwestern... Named Big Ten Co-Freshman of the Week. **Rutgers (9/19):** Ran for a team- and career-best 195 yards and two touchdowns... His 195 rushing yards were the most by a Penn State true freshman since Eric McCoo had 206 against Michigan State in 1998... Had 119 yards rushing on seven carries in the fourth quarter... Teamed with Akeel Lynch (120 yards) to mark the first Big Ten Conference game that Penn State had two 100-yard rushers since Evan Royster (134) and Silas Redd (131) topped the mark vs. Northwestern in 2010... Was a part of a backfield that rushed for 330 yards,

the most by Penn State since the Nittany Lions ran for 338 at Illinois in 2009... Selected as Big Ten Co-Freshman for the Week. **San Diego State (9/26):** Caught his first career pass, a 22-yard touchdown reception on a screen pass to open the scoring in the first quarter... Is the first Penn State player to have a touchdown on his first career reception since Jesse James (Navy, 2012)... His receiving touchdown was the first by a PSU running back since Bill Belton (Akron, 2014)... Gained 62 yards on eight rushes... Played the first quarter and just one series in the second quarter before leaving the game... Barkley and Mark Allen combined to become the first Penn State running back duo to have touchdown receptions in the same game since 2006 at Minnesota (Tony Hunt & Matt Hahn).

## » BARKLEY'S RUSHING STATISTICS

	Att-Yds	Avg.	TD	LG
2015	42-373	8.9	3	54
<b>Career</b>	<b>42-373</b>	<b>8.9</b>	<b>3</b>	<b>54</b>

## » BARKLEY'S 2015 GAME-BY-GAME

*Rushing (Carries-Yards-TD)*

at Temple 1-1-0; Buffalo 12-115-1; Rutgers 21-195-2; San Diego State 8-62-0; Army DNP; Indiana DNP.

## » BARKLEY'S RECEIVING STATISTICS

	Rec-Yds	Avg.	TD	LG
2015	1-22	22.0	1	22
<b>Career</b>	<b>1-22</b>	<b>22.0</b>	<b>1</b>	<b>22</b>

## » BARKLEY'S 2015 GAME-BY-GAME

*Receiving (Receptions-Yards-TD)*

at Temple 0-0-0; Buffalo 0-0-0; Rutgers 0-0-0; San Diego State 1-22-1; Army DNP; Indiana DNP.

## 91 | TAROW BARNEY | SR. | DT

**Season:** Appeared in six games. **at Temple (9/5):** Made one tackle... Combined with Curtis Cothran for a TFL in the fourth quarter... Helped Penn State pile up 15.0 TFL, its most since posting 15.0 vs. Michigan on Sept. 22, 2007. **Buffalo (9/12):** Made one stop. **San Diego State (9/26):** Tied a career best with two tackles... Recorded 0.5 tackle for loss, which helped Penn State amass 9.0 TFLs in the game... His 0.5 TFL was a combined sack in the Antoine White in the fourth quarter.

## » BARNEY'S CAREER STATISTICS

	TK	UA-A	FR	FC	I	PBU	SACK	TFL
2014	7	2-5	0	1	0	0	2.0-14	2.5-15
2015	4	0-4	0	0	0	0	0.5-3	1.0-5
<b>Career</b>	<b>11</b>	<b>2-9</b>	<b>0</b>	<b>1</b>	<b>0</b>	<b>0</b>	<b>2.5-17</b>	<b>3.5-20</b>

## » BARNEY'S 2015 GAME-BY-GAME

*Tackles (Total-Solo-Assists)*

at Temple 1-0-1; Buffalo 1-0-1; Rutgers 0-0-0 San Diego State 2-0-2; Army 0-0-0; Indiana 0-0-0.

## 60 | NOAH BEH | R-FR. | LB

**Season:** Appeared in six games... Made his collegiate debut in the season opener at Temple... Is one of 17 redshirt freshmen to see action.

## 11 | BRANDON BELL | JR. | LB

**Season:** Started four games this season. **at Temple (9/5):** Ranked second on the team with seven tackles – four solo... Tied for the team lead with 2.5 TFL, including a 2-yard stop behind the line of scrimmage on the game's opening play... Collected his first sack of the season and forced his second career fumble on the same play in the second quarter... Helped Penn State pile up 15.0 TFL, its most since posting 15.0 vs. Michigan on Sept. 22, 2007. **Buffalo (9/12):** Did not play. **Rutgers (9/19):** Recorded nine tackles... Part of a defense that held Rutgers to just three points, the fewest in a Big Ten opener since limiting Minnesota to three points in 1994... Helped limit Rutgers to 43 rushing yards, the fewest since giving up just 33 yards to Maryland last season. **San Diego State (9/26):** Made four tackles (three solo) and broke up one pass... Helped the defense hold SDSU to just 141 yards passing, the fewest against an FBS non-conference opponent in the regular season since giving up 134 to Kent State, Sept. 21, 2013. **Indiana (10/10):** Made three tackles... Helped snap Indiana's string of nine games in which they scored 20-plus points... Part of a defense that held Indiana to 234 yards of total offense, the fewest allowed by PSU since giving up 221 at Indiana in 2014... Aided the defense in limiting the Hoosiers' 155 passing yards, the fewest allowed by Penn State in a Big Ten game since allowing 68 to Indiana last season.





» BELL'S CAREER STATISTICS

	TK	UA-A	FR	FC	I	PBU	SACK	TFL
2013	24	14-10	0	1	0	0	0-0	0-0
2014	47	23-24	0	0	1	3	2.0-17	7.0-43
2015	22	11-11	0	1	0	0	1.0-5	2.5-8
<b>Career</b>	<b>93</b>	<b>48-45</b>	<b>0</b>	<b>2</b>	<b>1</b>	<b>3</b>	<b>3.0-22</b>	<b>9.5-51</b>

» BELL'S 2015 GAME-BY-GAME

*Tackles (Total-Solo-Assists)*  
at Temple 7-4-3; Buffalo DNP; Rutgers 9-4-5 San Diego State 4-3-1; Army DNP; Indiana 3-1-2.

13 | SAEED BLACKNALL | SO. | WR

**Season:** Appeared in six games with two starts...Made his first start of the season against Army and the second of his career (at Michigan, 10/11/14). **San Diego State (9/26):** Collected his first career 100-yard receiving game with a career-high 101 yards on four grabs...Had a career-long 46-yard reception in the second quarter to help set up the Joey Julius 24-yard field goal. **Army (10/3):** Made his second career start (at Michigan, 10/11/14).

» BLACKNALL'S CAREER STATISTICS

	Rec-Yds	Avg.	TD	LG
2014	11-112	10.2	1	24
2015	4-101	25.2	0	46
<b>Career</b>	<b>15-213</b>	<b>14.2</b>	<b>1</b>	<b>46</b>

» BLACKNALL'S 2015 GAME-BY-GAME

*Receiving (Receptions-Yards-TD)*  
at Temple 0-0-0; Buffalo 0-0-0; Rutgers 0-0-0; San Diego State 4-101-0; Army 0-0-0; Indiana 0-0-0.

43 | MANNY BOWEN | FR. | LB

**Season:** Appeared in six games...Is one of five true freshmen to see action. **Rutgers (9/19):** Recorded two tackles for his first career stats...Notched half-tackle for loss. **Army (10/3):** Made his first career fumble recovery in the second quarter, which led to a Penn State field goal...Recorded a career-high six tackles, five being solo...Was a part of a defensive that limited Army to one pass attempt, the fewest by a Penn State opponent since at least 1966, and one completion, the fewest since 1976 (Ohio State)...The one completion is tied for the fewest by a team in FBS this year (by Georgia Southern vs. Western Michigan)...The one pass attempt is the fewest by an FBS team this season...Helped hold Army to just 32 passing yards, the fewest against the Nittany Lions in the Big Ten era (since 1993)...Was the coaching staff's Special Teams Player of the Week. **Indiana (10/10):** Made one tackle.

» BOWEN'S CAREER STATISTICS

	TK	UA-A	FR	FC	I	PBU	SACK	TFL
2015	9	6-3	1	0	0	0	0-0	0.5-2
<b>Career</b>	<b>9</b>	<b>6-3</b>	<b>1</b>	<b>0</b>	<b>0</b>	<b>0</b>	<b>0-0</b>	<b>0.5-2</b>

» BOWEN'S 2015 GAME-BY-GAME

*Tackles (Total-Solo-Assists)*  
at Temple 0-0-0; Buffalo 0-0-0; Rutgers 2-1-1; San Diego State 0-0-0; Army 6-5-1; Indiana 1-0-1.

75 | BRENDAN BROSANAN | R-FR. | T

**Season:** Appeared in three games...Made his season debut vs. Rutgers...Is one of 17 redshirt freshmen to see action.

19 | TORRENCE BROWN | R-FR. | DE

**Season:** Appeared in six games...Is one of 16 redshirt freshmen to see action. **at Temple (9/5):** Recovered his first career fumble in the second quarter. **Rutgers (9/19):** Made two tackles...Logged his first career TFL and sack...Made 1.0 TFL, which included combining with Antoine White for a sack in the fourth quarter. **Army (10/3):** Made a career-best four tackles... Recorded 1.0 tackle for loss.

» BROWN'S CAREER STATISTICS

	TK	UA-A	FR	FC	I	PBU	SACK	TFL
2015	6	1-5	1	0	0	0	0.5-1	2.0-5
<b>Career</b>	<b>6</b>	<b>1-5</b>	<b>1</b>	<b>0</b>	<b>0</b>	<b>0</b>	<b>0.5-1</b>	<b>2.0-5</b>

» BROWN'S 2015 GAME-BY-GAME

*Tackles (Total-Solo-Assists)*  
at Temple 0-0-0; Buffalo 0-0-0; Rutgers 2-0-2; San Diego State 0-0-0; Army 4-1-3; Indiana 0-0-0.

40 | JASON CABINDA | SO. | LB

**Season:** Started six games...Has started at the Mike and Will linebacker spots...Leads the team and ranks tied for 15th in the Big Ten with 7.7 tackles per game. **at Temple (9/5):** Ranked second on the team with seven tackles...Also recorded one pass breakup. **Buffalo (9/12):** Started in the Mike linebacker spot...Recorded six tackles...Had one pass breakup. **Rutgers (9/19):** Recorded six tackles, including 0.5 tackle for loss... Also broke up one pass...Part of a defense that held Rutgers to just three points, the fewest in a Big Ten opener since limiting Minnesota to three points in 1994...Helped limit Rutgers to 43 rushing yards, the fewest since giving up just 33 yards to Maryland last season. **San Diego State (9/26):** Recorded four tackles, including a half-tackle for loss as part of a 9.0 TFL afternoon for the Penn State defense...Helped the defense hold SDSU to just 141 yards passing, the fewest against an FBS non-conference opponent in the regular season since giving up 134 to Kent State, Sept. 21, 2013. **Army (10/3):** Made a career- and season-high 14 tackles...Recorded his first career sack and forced fumble on the same play in the first quarter...Recorded 2.0 sacks total in the game for a loss of 33 yards...Sacked Army quarterback A.J. Schurr on fourth-and-5 on the Black Knights final drive of the game to seal the victory...Was a part of a defensive that limited Army to one pass attempt, the fewest by a Penn State opponent since at least 1966, and one completion, the fewest since 1976 (Ohio State)...The one completion is tied for the fewest by a team in FBS this year (by Georgia Southern vs. Western Michigan)...The one pass attempt is the fewest by an FBS team this season...Helped hold Army to just 32 passing yards, the fewest against the Nittany Lions in the Big Ten era (since 1993)...Was the coaching staff's Defensive Player of the Week. **Indiana (10/10):** Tied for the team lead with nine tackles...Added one pass breakup...Helped snap Indiana's string of nine games in which they scored 20-plus points...Part of a defense that held Indiana to 234 yards of total offense, the fewest allowed by PSU since giving up 221 at Indiana in 2014... Played a major role in limiting IU to just 79 rushing yards, the second-straight B1G opponent with less than 80 yards rushing vs. Penn State.

» CABINDA'S CAREER STATISTICS

	TK	UA-A	FR	FC	I	PBU	SACK	TFL
2014	17	7-10	0	0	0	0	0-0	0.5-1
2015	46	18-28	0	1	0	5	2.0-33	3.0-33
<b>Career</b>	<b>63</b>	<b>25-38</b>	<b>0</b>	<b>1</b>	<b>0</b>	<b>5</b>	<b>2.0-33</b>	<b>3.5-34</b>

» CABINDA'S 2015 GAME-BY-GAME

*Tackles (Total-Solo-Assists)*  
at Temple 7-3-4; Buffalo 6-2-4; Rutgers 6-3-3; San Diego State 4-0-4; Army 14-6-8; Indiana 9-4-5.

1 | CHRISTIAN CAMPBELL | SO. | CB

**Season:** Appeared in six games. **at Temple (9/5):** Tied a then-career high with three tackles. **Buffalo (9/12):** Equaled his then-career high for the second-straight game with three stops... Recorded one pass breakup. **San Diego State (9/26):** Made two tackles. **Indiana (10/10):** Made a career-high five tackles... Added one pass breakup.

» CAMPBELL'S CAREER STATISTICS

	TK	UA-A	FR	FC	I	PBU	SACK	TFL
2014	10	9-1	0	0	1	3	0-0	1.0-1
2015	13	4-9	0	0	0	2	0-0	0-0
<b>Career</b>	<b>23</b>	<b>13-10</b>	<b>0</b>	<b>0</b>	<b>1</b>	<b>5</b>	<b>0-0</b>	<b>1.0-1</b>

» CAMPBELL'S 2015 GAME-BY-GAME

*Tackles (Total-Solo-Assists)*  
at Temple 3-2-1; Buffalo 3-1-2; Rutgers 0-0-0; San Diego State; 2-0-2; Army 0-0-0; Indiana 5-1-4.

87 | KYLE CARTER | SR. | TE

**Season:** Appeared in six games with one start. **Buffalo (9/12):** Caught two passes for 13 yards. **San Diego State (9/26):** Made three receptions for 47 yards...Had a career-long 35-yard catch and run – one yard longer than his previous best of 34 yards at Iowa in 2012 – in the third quarter. **Army (10/3):** Made one catch for nine yards...His reception was the first of three straight completions for Hackenberg on a three-play touchdown drive in the third quarter. **Indiana (10/10):** Caught three passes for 30 yards, including a 21-yard catch to help set up a Christian Hackenberg rushing touchdown in the fourth quarter.

» CARTER'S CAREER STATISTICS

	Rec-Yds	Avg.	TD	LG
2012	36-453	12.6	2	34
2013	18-222	12.3	1	29
2014	16-153	9.6	1	23
2015	9-99	11.0	0	35
<b>Career</b>	<b>79-927</b>	<b>11.7</b>	<b>4</b>	<b>35</b>

» CARTER'S 2015 GAME-BY-GAME

*Receiving (Receptions-Yards-TD)*  
at Temple 0-0-0; Buffalo 2-13-0; Rutgers 0-0-0; San Diego State 3-47-0; Army 1-9-0; Indiana 3-30-0.

33 | JAKE COOPER | FR. | LB

**Season:** Appeared in six games...Is one of five true freshmen to see action. **Buffalo (9/12):** Made a season-high three stops, including his first career sack in the fourth quarter. **Rutgers (9/19):** Broke up one pass. **Army (10/3):** Made two tackles. **Indiana (10/10):** Made one tackle.

» COOPER'S CAREER STATISTICS

	TK	UA-A	FR	FC	I	PBU	SACK	TFL
2014	6	4-2	0	0	0	1	1.0-11	1.0-11
<b>Career</b>	<b>6</b>	<b>4-2</b>	<b>0</b>	<b>0</b>	<b>0</b>	<b>1</b>	<b>1.0-11</b>	<b>1.0-11</b>

» COOPER'S 2015 GAME-BY-GAME

*Tackles (Total-Solo-Assists)*  
at Temple 0-0-0; Buffalo 3-0-3; Rutgers 0-0-0; San Diego State 0-0-0; Army 2-1-1; Indiana 1-0-1.

52 | CURTIS COTHRAN | SO. | LB

**Season:** Appeared in six games. **at Temple (9/5):** Made one tackle...Combined with Tarow Barney for a TFL in the fourth quarter...Helped Penn State pile up 15.0 TFL, its most since posting 15.0 vs. Michigan on Sept. 22, 2007. **Buffalo (9/12):** Made one stop. **Rutgers (9/19):** Recorded two tackles... Notched a fourth quarter sack of Chris Laviano. **San Diego State (9/26):** Had two tackles...Collected his second sack in as many games with a seven-yard takedown in the fourth quarter as part of a five-sack performance for the Nittany Lion defense...Helped the defense hold SDSU to just 141 yards passing, the fewest against an FBS non-conference opponent in the regular season since giving up 134 to Kent State, Sept. 21, 2013. **Army (10/3):** Made a career-best four stops. **Indiana (10/10):** Made one tackle.

» COTHRAN'S CAREER STATISTICS

	TK	UA-A	FR	FC	I	PBU	SACK	TFL
2014	1	1-0	0	0	0	0	0-0	1.0-2
2015	11	3-8	0	0	0	0	2.0-26	2.5-27
<b>Career</b>	<b>12</b>	<b>4-8</b>	<b>0</b>	<b>0</b>	<b>0</b>	<b>0</b>	<b>2.0-26</b>	<b>3.5-29</b>

» COTHRAN'S 2015 GAME-BY-GAME

*Tackles (Total-Solo-Assists)*  
at Temple 1-0-1; Buffalo 1-0-1; Rutgers 2-2-0; San Diego State 2-1-1; Army 4-0-4; Indiana 1-0-1.

41 | PARKER COTHREN | SO. | DT

**Season:** Appeared in six games. **Buffalo (9/12):** Recorded two tackles. **Rutgers (9/19):** Made one tackle. **San Diego State (9/26):** Made two tackles. **Army (10/3):** Made one tackle. **Indiana (10/10):** Made one tackle.

» COTHREN'S CAREER STATISTICS

	TK	UA-A	FR	FC	I	PBU	SACK	TFL
2014	11	8-3	0	0	0	0	0.5-1	2.5-6
2015	7	2-5	0	0	0	0	0-0	0-0
<b>Career</b>	<b>18</b>	<b>10-8</b>	<b>0</b>	<b>0</b>	<b>0</b>	<b>0</b>	<b>0.5-1</b>	<b>2.5-6</b>

» COTHREN'S 2015 GAME-BY-GAME

*Tackles (Total-Solo-Assists)*  
at Temple 0-0-0; Buffalo 2-0-2; Rutgers 1-1-0; San Diego State 2-0-2; Army 1-1-0; Indiana 1-0-1.



## 95 | TYLER DAVIS | SO. | K

**Season:** Appeared in two games...Made his Penn State debut against Army (10/3) after transferring from Bradley in 2014. **Army (10/3):** Averaged 62.0 yards on one kickoff. **Indiana (10/10):** Connected on his first career field goal – a 30-yard attempt in the fourth quarter...Also converted his first extra point attempt.

## » DAVIS' SCORING STATISTICS

	FGM-A	%	0-19	20-29	30-39	40-49	50+	LG	XP	PTS
2015	1-1	100.0	0-0	0-0	1-1	0-0	0-0	30	1-1	4
<b>Career</b>	<b>1-1</b>	<b>100.0</b>	<b>0-0</b>	<b>0-0</b>	<b>1-1</b>	<b>0-0</b>	<b>0-0</b>	<b>30</b>	<b>1-1</b>	<b>4</b>

## » DAVIS' 2015 GAME-BY-GAME

Field Goals (Made) Missed (Blocked)

at Temple DNP; Buffalo DNP; Rutgers DNP; San Diego State DNP; Army --; Indiana (30).

## » DAVIS' KICKOFF STATISTICS

	No.	Yds	AVG	TB	OB
2015	1	62	62.0	0	0
<b>Career</b>	<b>1</b>	<b>62</b>	<b>62.0</b>	<b>0</b>	<b>0</b>

## 53 | DEREK DOWREY | JR. | G/C

**Season:** Appeared in five games with four starts...Made his second career start vs. Buffalo. **Buffalo (9/12):** Helped Penn State pile up 200 yards rushing...Was a part of an offensive line that did not allow a sack for the first time since the 2013 season finale victory at Wisconsin. **Rutgers (9/19):** Paved the way for a pair of 100-yard rushers: Saquon Barkley (195 yards) and Akeel Lynch (120)...Helped Barkley and Lynch become first Penn State tandem to rush for 100-yard since Lynch (108) and Bill Belton (108) passed the century mark against Eastern Michigan...Helped the backfield collect a pair of 100-yard rushers in a Big Ten game for the first time since 2010 (Northwestern) when Evan Royster (134) and Silas Redd (131) topped the mark...The 330 yards rushing by Penn State were the most since the Nittany Lions ran for 338 at Illinois in 2009...The Nittany Lions rushed for 200 or more yards in consecutive games for the first time since 2009 at Illinois (338) and vs. Eastern Illinois (285)...The 471 yards of total offense were the most since Penn State had 511 in 2014 against UCF in the Croke Park Classic. **San Diego State (9/26):** Helped protect Christian Hackenberg, who threw for 296 yards and three touchdowns. **Indiana (10/10):** Protected Christian Hackenberg during his 17th career 200-yard passing game (262 yards), which allowed him to become the second quarterback in Penn State history to amass 7,000 yards passing in a career...Helped Penn State control the ball for 35:35, its most in a Big Ten game since having 36:29 against Purdue in 2013.

## 20 | JORDAN DUDAS | SR. | LB

**Season:** Appeared in six games, primarily on special teams coverage. **Army (10/3):** Made one tackle. **Indiana (10/10):** Had a career-best two tackles...Was the coaching staff's Special Teams Player of the Week.

## » DUDAS' CAREER STATISTICS

	TK	UA-A	FR	FC	I	PBU	SACK	TFL
2014	4	3-1	0	0	0	0	0-0	0-0
2015	3	1-2	0	0	0	0	0-0	0-0
<b>Career</b>	<b>7</b>	<b>4-3</b>	<b>0</b>	<b>0</b>	<b>0</b>	<b>0</b>	<b>0-0</b>	<b>0-0</b>

## » DUDAS' 2015 GAME-BY-GAME

Tackles (Total-Solo-Assists)

at Temple 0-0-0; Buffalo 0-0-0; Rutgers 0-0-0; San Diego State 0-0-0; Army 1-1-0; Indiana 2-0-2.

## 7 | KOA FARMER | R-FR. | S

**Season:** Appeared in five games...Is one of 17 redshirt freshmen to see action. **at Temple (9/5):** Returned five kickoffs for 128 yards...Led the team with 128 all-purpose yards...Posted four kickoff returns of 20-plus yards, including a long return of 35 yards on his first career return. **San Diego State (9/26):** Returned one kickoff for 26 yards. **Army (10/3):** Returned one kickoff for 14 yards.

## » FARMER'S KICK RETURN STATISTICS

	No.	Yds	AVG	TD	LG
2015	7	168	24.0	0	35
<b>Career</b>	<b>7</b>	<b>168</b>	<b>24.0</b>	<b>0</b>	<b>35</b>

## » FARMER'S 2015 GAME-BY-GAME

Kick Off Returns (Returns-Yards-TD-YPR)

at Temple 5-128-0-25.6; Buffalo DNP; Rutgers 0-0-0-0.0; San Diego State 1-26-0-26.0; Army 1-14-0-14.0; Indiana 0-0-0-0.0.

## 72 | BRIAN GAIA | JR. | G/C

**Season:** Started six games. **at Temple (9/5):** Helped Akeel Lynch run for 78 yards and one touchdown. **Buffalo (9/12):** Helped Penn State pile up 200 yards rushing...Was a part of an offensive line that did not allow a sack for the first time since the 2013 season finale victory at Wisconsin. **Rutgers (9/19):** Paved the way for a pair of 100-yard rushers: Saquon Barkley (195 yards) and Akeel Lynch (120)...Helped Barkley and Lynch become first Penn State tandem to rush for 100-yard since Lynch (108) and Bill Belton (108) passed the century mark against Eastern Michigan...Helped the backfield collect a pair of 100-yard rushers in a Big Ten game for the first time since 2010 (Northwestern) when Evan Royster (134) and Silas Redd (131) topped the mark...The 330 yards rushing by Penn State were the most since the Nittany Lions ran for 338 at Illinois in 2009...The Nittany Lions rushed for 200 or more yards in consecutive games for the first time since 2009 at Illinois (338) and vs. Eastern Illinois (285)...The 471 yards of total offense were the most since Penn State had 511 in 2014 against UCF in the Croke Park Classic. **San Diego State (9/26):** Helped protect Christian Hackenberg, who threw for 296 yards and three touchdowns. **Indiana (10/10):** Protected Christian Hackenberg during his 17th career 200-yard passing game (262 yards), which allowed him to become the second quarterback in Penn State history to amass 7,000 yards passing in a career...Helped Penn State control the ball for 35:35, its most in a Big Ten game since having 36:29 against Purdue in 2013.

## 19 | GREGG GARRITY | JR. | WR

**Season:** Appeared in one game. **Indiana (10/10):** Caught his first career pass to account for the first career completion for Trace McSorley...Gained four yards.

## » GARRITY'S RECEIVING STATISTICS

	Rec-Yds	Avg.	TD	LG
2013	0-0	0.0	0	0
2014	0-0	0.0	0	0
2015	1-4	4.0	0	0
<b>Career</b>	<b>1-4</b>	<b>4.0</b>	<b>0</b>	<b>0</b>

## » GARRITY'S 2015 GAME-BY-GAME

Receiving (Receptions-Yards-TD)

at Temple DNP; Buffalo DNP; Rutgers DNP; San Diego State DNP; Army DNP; Indiana 1-4-0.

## 88 | MIKE GESICKI | SO. | TE

**Season:** Appeared in six games with five starts. **Buffalo (9/12):** Tied for second on the team with a career-best three catches...Gained 14 yards on his three grabs. **Rutgers (9/19):** Made one catch for six yards. **San Diego State (9/26):** Made two catches for 11 yards. **Army (10/3):** Made one catch, a career-long 33-yard reception for his first career touchdown in the third quarter...Reception capped a three-play touchdown drive to end the third quarter, all three plays were completions by Hackenberg. **Indiana (10/10):** Caught two passes for 21 yards...Notched a 16-yard grab during Penn State's third scoring drive of the game.

## » GESICKI'S RECEIVING STATISTICS

	Rec-Yds	Avg.	TD	LG
2014	11-114	10.4	0	30
2015	9-85	9.4	1	33
<b>Career</b>	<b>20-199</b>	<b>9.9</b>	<b>1</b>	<b>33</b>

## » GESICKI'S 2015 GAME-BY-GAME

Receiving (Receptions-Yards-TD)

at Temple 0-0-0; Buffalo 3-14-0; Rutgers 1-6-0; San Diego State 2-11-0; Army 1-33-1; Indiana 2-21-0.

## 12 | CHRIS GODWIN | SO. | WR

**Season:** Appeared in six games with five starts...Has at least one catch in 18 of 19 career games, including four or more grabs in seven straight games dating back to 2014. **at Temple (9/5):** Led the team in receptions (5) and receiving yards (81)...Connected with Christian Hackenberg for the longest reception of the game, a 30-yard gain in the third quarter. **Buffalo (9/12):** Led the team in receptions (5) and receiving yards (75) for the second straight game...Caught a game-long 38-yard pass from Hackenberg on 3rd-and-7 in the fourth quarter to extend the drive and set up Saquon Barkley's touchdown run. **Rutgers (9/19):** Caught four passes for 49 yards, including a 30-yard reception in the first quarter. **San Diego State (9/26):** Tied for game high with five grabs (Hamilton)...Totaled 78 yards receiving in the game...Caught a 32-yard pass from RB Nick Scott in the fourth quarter...Made two special teams tackles...Recovered his first career fumble on a muffed punt in the second quarter that led to a Penn State touchdown...Was the coaching staff's Defensive and Special Teams Player of the Week. **Army (10/3):** Made a game-high four catches for 66 yards...Hauled in a season-long 49-yard reception in the third quarter to set up Mike Gesicki's 33-yard touchdown down catch. **Indiana (10/10):** Had team highs in receptions (4) and receiving yards (41).

## » GODWIN'S RECEIVING STATISTICS

	Rec-Yds	Avg.	TD	LG
2014	25-321	12.8	2	72
2015	27-390	14.4	1	49
<b>Career</b>	<b>52-711</b>	<b>13.7</b>	<b>3</b>	<b>72</b>

## » GODWIN'S 2015 GAME-BY-GAME

Receiving (Receptions-Yards-TD)

at Temple 5-81-0; Buffalo 5-75-0; Rutgers 4-49-0; San Diego State 5-78-1; Army 4-66-0; Indiana 4-41-0.

Note: Has one career rush for one yard.

## 6 | MALIK GOLDEN | JR. | S

**Season:** Appeared in six games...Made his first career start vs. San Diego State (9/26). **Buffalo (9/12):** Collected two tackles...Also returned one kickoff for 18 yards. **Rutgers (9/19):** Made two tackles. **San Diego State (9/26):** Made three tackles in his first career start...Helped the defense hold SDSU to just 141 yards passing, the fewest against an FBS non-conference opponent in the regular season since giving up 134 to Kent State, Sept. 21, 2013. **Army (10/3):** Made two tackles.

## » GOLDEN'S CAREER STATISTICS

	TK	UA-A	FR	FC	I	PBU	SACK	TFL
2013	8	3-5	0	0	0	1	0-0	0-0
2014	7	4-3	0	0	0	1	0-0	0.5-1
2015	9	3-6	0	0	0	3	0-0	0-0
<b>Career</b>	<b>24</b>	<b>10-14</b>	<b>0</b>	<b>0</b>	<b>0</b>	<b>3</b>	<b>0-0</b>	<b>0.5-1</b>

## » GOLDEN'S 2015 GAME-BY-GAME

Tackles (Total-Solo-Assists)

at Temple 0-0-0; Buffalo 2-0-2; Rutgers 2-1-1; San Diego State 3-1-2; Army 2-1-1; Indiana 0-0-0.

## 37 | CHRIS GULLA | SO. | K/P

**Season:** Appeared in five games with three starts at punter...Has handled the holding duties on -placements. **Rutgers (9/19):** Hit five punts for 205 yards for an average of 41.0 yards per punt...Connected on a season-long 52-yard punt in the second quarter...All five punts forced Rutgers to start at or inside its own 15-yard line...His 41.0-yard average was the highest for the Nittany Lions since averaging 48.8 yards per punt against Akron last season...His five punts downed inside the 20-yard line equal the total number by the Nittany Lions last season and are the most in a single game since having six punts inside the 20 against Nebraska in 2013. **San Diego State (9/26):** Punted seven times for 294 yards...Averaged 42.0 yards per punt with a game-long 51 yarder in the fourth quarter...Had one punt downed inside the 20 yard line. **Army (10/3):** Hit five punts for 160 yards...Averaged 32.0 yards per punt with a long of 46 yards...Pinned one punt inside the 20 with one being fair caught...Made one tackle.

## » GULLA'S PUNTING STATISTICS

	P-Yds	Avg.	I-20	FC	50+	LG	BLK
2014	28-1045	37.3	9	11	4	53	1
2015	17-659	38.8	7	5	3	52	-
<b>Career</b>	<b>45-1,704</b>	<b>37.9</b>	<b>16</b>	<b>16</b>	<b>7</b>	<b>53</b>	<b>1</b>

## » GULLA'S 2015 GAME-BY-GAME

Punting (Punts-Yards-Average)

at Temple 0-0-0; Buffalo 0-0-0; Rutgers 5-205-41.0; San Diego State 7-294-42.0; Army 5-160-32.0; Indiana DNP.



@PennStateFBall



PSUFBall

2015

PSUnrivald.com

GoPSUsports.com

14 | CHRISTIAN HACKENBERG | JR. | QB

**Career:** Has started all 31 career games under center...Ranks first in career 300-yard passing games (8), second in passing yards (7,018), attempts (1,040), completions (588), total offense (6,822) and 200-yard passing games (17)...Is tied for sixth in career passing touchdowns (39) with Kerry Collins...One of just eight Penn State quarterbacks to top the 5,000-yard mark, one of three to surpass the 6,000 career passing yards and joins Zack Mills as the only 7,000-yard passers in PSU history...Owns the Penn State record for passing yards in a game (454; 2014), passing yards in consecutive games (773; 2014), pass attempts in a game (55; 2013), season completions (270; 2014 - tied with Matt McGloin) and pass attempts in a season (484; 2014)...As a freshman, broke one Penn State overall passing record and 12 school freshman passing records, including the rookie marks for game and season passing completions, attempts, yards and touchdown passes...Set Penn State bowl game records for passing yards (371), completions (34) and attempts (50), and tied the record for passing touchdowns and touchdowns accounted for in a bowl game with four.

**Season:** Started six games. **at Temple (9/5):** Completed 11-of-25 passes for 103 yards...Completed a game-long pass of 30 yards to Chris Godwin in the third quarter. **Buffalo (9/12):** Threw for 128 yards and one touchdown on 14-of-27 passing...Added four rushing yards on two attempts...Was not sacked in the game...Hit DaeSean Hamilton for a 5-yard touchdown pass in the fourth quarter. **Rutgers (9/19):** Completed 10-of-19 passes for 141 yards...Hooked up with DaeSean Hamilton on a 48-yard pass play in the second quarter...Connected with Chris Godwin for 30 yards in the first quarter...Also rushed twice for three yards. **San Diego State (9/26):** Completed 21-of-35 passes for 296 yards and two touchdowns...Threw three touchdown passes...Connected with Mark Allen, Saquon Barkley and Chris Godwin on scoring passes...Registered 16th 200-yard passing game of his career with 296 yards...Completed passes to seven different teammates. **Army (10/3):** Threw for 156 yards on 10-of-19 passing in a steady rain...Connected with six different pass catchers...Threw for one touchdown - a 33-yard completion to Mike Gesicki - to close out the third quarter...Also rushed for 19 yards and a first down on third-and-long, which led to a Joey Julius 37-yard field goal. **Indiana (10/10):** Accounted for four touchdowns (2 passing, 2 rushing) and 283 yards of total offense...Completed passes to eight different receivers...Threw for 262 yards to post his 17th career 200-yard passing game...Hooked up with DaeSean Hamilton and Brandon Polk on separate 39-yard touchdown passes...Rushed for a career-high 21 yards...Scored his first rushing touchdown, a 1-yard score in the second quarter, since the Nebraska game in 2013...Also added a 5-yard rushing touchdown in the fourth quarter to become the first Penn State quarterback with two rushing touchdowns in a game since Matt McGloin had two rushing touchdowns in a game since Matt McGloin had two rushing scores in a 2012 win over Illinois...Had a career-long 22-yard run in the second quarter...Was the coaching staff's Offensive Player of the Week.

» HACKENBERG'S CAREER STATISTICS

	C-A	Yds	%	TD-INT	YPG	LG
2013	231-392	2,955	58.9	20-10	246.2	68
2014	270-484	2,977	55.8	12-15	229.0	79
2015	87-164	1,086	53.0	7-2	181.0	49
<b>Career</b>	<b>588-1,040</b>	<b>7,018</b>	<b>56.5</b>	<b>39-27</b>	<b>226.4</b>	<b>79</b>

» HACKENBERG'S 2015 GAME-BY-GAME

*Passing (Completed-Attempts-Yards-Int-TD)*  
at Temple 11-25-103-1-0; Buffalo 14-27-128-0-1; Rutgers 10-19-141-1-0; San Diego State 21-35-396-0-3; Army 10-19-156-0-1; Indiana 21-39-262-0-2.

15 | GRANT HALEY | SO. | CB

**Season:** Started four games...Appeared in his first game of the season vs. Rutgers (9/19). **Rutgers (9/19):** Grabbed the second interception of his career late in the second quarter...Recorded two tackles...Part of a defense that held Rutgers to just three points, the fewest in a Big Ten opener since limiting Minnesota to three points in 1994...Helped limit Rutgers to 43 rushing yards, the fewest since giving up just 33 yards to Maryland last season. **San Diego State (9/26):** Logged three stops, all solo tackles...Helped the defense hold SDSU to just 141 yards passing, the fewest against an FBS non-conference opponent in the regular season since giving up 134 to Kent State, Sept. 21, 2013. **Army (10/3):** Made a career-best four tackles...Was a part of a defensive that limited Army to one pass attempt, the fewest by a Penn State opponent since at least 1966, and one completion, the fewest since 1976 (Ohio State)...The one completion is tied for the fewest by a team in FBS this year (by Georgia Southern vs. Western Michigan)...The one pass attempt is the fewest by an FBS team this season...Helped hold Army to just 32 passing yards, the fewest against the Nittany Lions in the Big Ten era (since 1993). **Indiana (10/10):** Made three tackles...Helped snap Indiana's string of nine games in which they scored 20-plus points...Part of a defense that held Indiana to 234 yards of total offense, the fewest allowed by PSU since giving up 221 at Indiana in 2014...Led a secondary that limited the Hoosiers' 155 passing yards, the fewest allowed by Penn State in a Big Ten game since allowing 68 to Indiana last season.

» HALEY'S DEFENSIVE STATISTICS

	TK	UA-A	FR	FC	I	PBU	SACK	TFL
2014	18	12-6	0	0	1	2	0-0	0-0
2015	12	7-5	0	0	1	1	0-0	0-0
<b>Career</b>	<b>30</b>	<b>19-11</b>	<b>0</b>	<b>0</b>	<b>2</b>	<b>3</b>	<b>0-0</b>	<b>0-0</b>

» HALEY'S 2015 GAME-BY-GAME

*Tackles (Total-Solo-Assists)*  
at Temple DNP; Buffalo DNP; Rutgers 2-1-1; San Diego State 3-3-0; Army 4-3-1; Indiana 3-0-3.

71 | ALBERT HALL | JR. | T

**Season:** Appeared in six games, primarily on special teams. **Rutgers (9/19):** Saw time on the offensive line and special teams...Wore No. 71 and No. 86 in the same game. **Indiana (10/10):** Saw time on the offensive line, at tight end and special teams...Wore No. 71 and No. 86 in the same game.

5 | DAESEAN HAMILTON | SO. | WR

**Career:** Ranks 13th on Penn State's all-time receptions list with 99 catches, just eight shy of Tony Johnson (107, 2000-03) and nine shy of current PSU assistant coach Terry Smith (108, 1988-91)...Has 11 career games with five-plus receptions. **Season:** Started six games. **at Temple (9/5):** Made one catch for five yards. **Buffalo (9/12):** Tied for second on the team with three catches for 15 yards...Caught a 5-yard touchdown pass to begin the fourth quarter. **Rutgers (9/19):** Made a team-high five grabs for 86 yards...Caught a 48-yard pass from Hackenberg in the second quarter, the longest pass play of the season for Penn State. **San Diego State (9/26):** Tied for game high with five receptions (Godwin)...Totaled 40 yards on his five receptions. **Army (10/3):** Grabbed one pass for 12 yards...Made his lone catch on third-and-4 to move the chains prior to Nick Scott's 11-yard touchdown run. **Indiana (10/10):** Caught two passes for 49 yards...Had a 39-yard touchdown reception in the second quarter.

» HAMILTON'S RUSHING STATISTICS

	Att-Yds	Avg.	TD	LG
2014	8-32	4.0	0	11
2015	0-0	0.0	0	0
<b>Career</b>	<b>8-32</b>	<b>4.0</b>	<b>0</b>	<b>11</b>

» HAMILTON'S 2015 GAME-BY-GAME

*Rushing (Carries-Yards-TD)*  
at Temple 0-0-0; Buffalo 0-0-0; Rutgers 0-0-0; San Diego State 0-0-0; Army 0-0-0; Indiana 0-0-0.

» HAMILTON'S RECEIVING STATISTICS

	Rec-Yds	Avg.	TD	LG
2014	82-899	11.0	2	51
2015	17-207	12.2	2	48
<b>Career</b>	<b>99-1,106</b>	<b>11.2</b>	<b>4</b>	<b>51</b>

» HAMILTON'S 2015 GAME-BY-GAME

*Receiving (Receptions-Yards-TD)*  
at Temple 1-5-0; Buffalo 3-15-1; Rutgers 5-86-0; San Diego State 5-40-0; Army 1-12-0; Indiana 2-49-1.

99 | AUSTIN JOHNSON | JR. | DT

**Season:** Started six games...Returned a fumble 71 yards for his first career touchdown (high school or college) vs. San Diego State (9/26). **at Temple (9/5):** Recorded six stops...Made a tackle for loss in the fourth quarter...Helped Penn State pile up 15.0 TFL, its most since posting 15.0 vs. Michigan on Sept. 22, 2007. **Buffalo (9/12):** Registered a career-best nine tackles to help the Nittany Lions hold the Bulls to 69 rushing yards, the fewest for an opponent since Illinois (68 yds.) last year...Had 2.5 tackles for loss, including 1.5 sacks...Posted a solo sack in the second quarter and combined with Garrett Sickels for a third-quarter takedown of Bulls quarterback Joe Licata. **Rutgers (9/19):** Recorded six tackles...Collected a fourth quarter sack...Notched 2.0 tackles for loss for 11 yards...Part of a defense that held Rutgers to just three points, the fewest in a Big Ten opener since limiting Minnesota to three points in 1994...Helped limit Rutgers to 43 rushing yards, the fewest since giving up just 33 yards to Maryland last season. **San Diego State (9/26):** Had a 71-yard fumble return for a touchdown for his first career touchdown...Was his fourth career fumble recovery and Penn State's first fumble recovery for a touchdown since Mike Hull's 74-yard return vs. Navy in 2012...Recorded two tackles...Added 0.5 tackle for loss to assist Penn State amassing 9.0 TFLs in the game...Helped the defense hold SDSU to just 141 yards passing, the fewest against an FBS non-conference opponent in the regular season since giving up 134 to Kent State, Sept. 21, 2013. **Army (10/3):** Recorded four tackles. **Indiana (10/10):** Tied a career high with nine tackles...Totaled 1.5 tackles for loss, including one sack...Helped snap Indiana's string of nine games in which they scored 20-plus points...Part of a defense that held Indiana to 234 yards of total offense, the fewest allowed by PSU since giving up 221 at Indiana in 2014...Played a major role in limiting IU to just 79 rushing yards, the second-straight B1G opponent with less than 80 yards rushing vs. Penn State...Was the coaching staff's Co-Defensive Player of the Week with Carl Nassib.

» JOHNSON'S CAREER STATISTICS

	TK	UA-A	FR	FC	I	PBU	SACK	TFL
2013	27	14-13	1	0	0	0	1.0-5	3.0-10
2014	49	19-30	2	0	0	3	1.0-10	6.0-18
2015	36	11-25	1	0	0	0	3.5-34	7.5-44
<b>Career</b>	<b>112</b>	<b>44-68</b>	<b>4</b>	<b>0</b>	<b>0</b>	<b>3</b>	<b>5.5-49</b>	<b>16.5-72</b>

» JOHNSON'S 2015 GAME-BY-GAME

*Tackles (Total-Solo-Assists)*  
at Temple 6-1-5; Buffalo 9-4-5; Rutgers 6-1-5; San Diego State 2-0-2; Army 4-1-3; Indiana 9-4-5.

27 | BRANDON JOHNSON | SR. | RB

**Season:** Appeared in six games, primarily on special teams. **Indiana (10/10):** Registered his first career rushing attempts, gaining six yards on two carries.

» JOHNSON'S RUSHING STATISTICS

	Att-Yds	Avg.	TD	LG
2014	0-0	0.0	0	0
2015	2-6	3.0	0	3
<b>Career</b>	<b>2-6</b>	<b>3.0</b>	<b>0</b>	<b>3</b>

» HAMILTON'S 2015 GAME-BY-GAME

*Rushing (Carries-Yards-TD)*  
at Temple 0-0-0; Buffalo 0-0-0; Rutgers 0-0-0; San Diego State 0-0-0; Army 0-0-0; Indiana 2-6-0.





## 99 | JOEY JULIUS | R-FR. | K

**Season:** Started six games at place kicker...Ranks 14th nationally and second in the Big Ten with a .889 field goal percentage...Is 44th in the NCAA and sixth in the Big Ten with 1.33 field goals made per game...Made his first career start in the season opener at Temple...Is one of 17 redshirt freshmen to see action...Converted his first career field goal and extra point at Temple. **at Temple (9/5):** Connected on his first career field goal attempt, a 34-yarder on Penn State's opening drive of the game...Also converted his only extra point attempt...Averaged 65.0 yards on three kickoffs with one touchback. **Buffalo (9/12):** Connected on two-of-three field goals and converted all three extra points...Made field goals of 22- and 21-yards... Averaged 63.8 yards on six kickoffs. **Rutgers (9/19):** Converted all four extra point attempts...Averaged 63.6 yards per kickoff with four touchbacks. **San Diego State (9/26):** Connected on three-of-four field goals and all four extra points...Made a career-long 40 yarder in the first quarter...Knocked through a 24-yarder in the second quarter and a 26-yarder in the fourth quarter...Had a field goal blocked for the first time in his career, a 55-yard attempt...Averaged 64.1 yards on eight kickoffs with five touchbacks. **Army (10/3):** Was successful on both field goal attempts (37- and 27-yards) and both extra point tries... Averaged 64.0 yards on four kickoffs with one touchback. **Indiana (10/10):** Averaged 64.5 yards on six kickoffs.

## » JULIUS' SCORING STATISTICS

	FGM-A	%	0-19	20-29	30-39	40-49	50+	LG	XP	PTS
2015	8-9	88.9	0-0	5-5	2-2	1-2	0-1	40	15-17	39
<b>Career</b>	<b>8-9</b>	<b>88.9</b>	<b>0-0</b>	<b>5-5</b>	<b>2-2</b>	<b>1-2</b>	<b>0-1</b>	<b>40</b>	<b>15-17</b>	<b>39</b>

## » JULIUS' 2015 GAME-BY-GAME

*Field Goals (Made) Missed (A - Blocked)*

at Temple (34); Buffalo 49, (22), (21); Rutgers --; San Diego State (40), (24), 55', (26); Army (37), (27); Indiana --.

## » JULIUS' KICKOFF STATISTICS

	No.	Yds	AVG	TB	OB
2015	32	2,052	64.1	16	2
<b>Career</b>	<b>32</b>	<b>2,052</b>	<b>64.1</b>	<b>16</b>	<b>2</b>

## 38 | BEN KLINE | SR. | LB

**Season:** Appeared in one game...Saw action for the first time against Army (10/3) since being injured at Minnesota in a 2013 contest and then missing the entire 2014 season.

## » KLINE'S CAREER STATISTICS

	TK	UA-A	FR	FC	I	PBU	SACK	TFL
2012	18	9-9	0	0	0	0	0-0	0-0
2013	18	9-9	0	0	0	0	1-8	1.5-10
2014								DNP - Injured
2015	0	0-0	0	0	0	0	0-0	0-0
<b>Career</b>	<b>36</b>	<b>18-18</b>	<b>0</b>	<b>0</b>	<b>0</b>	<b>0</b>	<b>1-8</b>	<b>1.5-10</b>

## 55 | WENDY LAURENT | JR. | C/G

**Season:** Appeared in four games with one start...Made his season debut vs. Rutgers...Started his first career game vs. Indiana (10/10). **Indiana (10/10):** Protected Christian Hackenberg during his 17th career 200-yard passing game (262 yards), which allowed him to become the second quarterback in Penn State history to amass 7,000 yards passing in a career... Helped Penn State control the ball for 35:35, its most in a Big Ten game since having 36:29 against Purdue in 2013.

## 7 | GENO LEWIS | JR. | WR

**Season:** Appeared in six games. **at Temple (9/5):** Made two catches for 15 yards...Had a pair of third down receptions to keep the opening drive of the game alive, leading to a Joey Julius field goal. **Buffalo (9/12):** Made his lone catch - an 11-yard grab - late in the second quarter. **Indiana (10/10):** Caught a season-high three passes for 39 yards...Had a 21-yard catch in the first quarter.

## » LEWIS' CAREER STATISTICS

	Rec-Yds	Avg.	TD	LG
2013	18-234	13.0	3	59
2014	55-751	13.7	2	79
2015	6-65	10.8	0	21
<b>Career</b>	<b>79-1,050</b>	<b>13.3</b>	<b>5</b>	<b>79</b>

## » LEWIS' 2015 GAME-BY-GAME

*Receiving (Receptions-Yards-TD)*

at Temple 2-15-0; Buffalo 1-11-0; Rutgers 0-0-0; San Diego State 0-0-0; Army 0-0-0; Indiana 3-39-0.

## 93 | ROBBY LIEBEL | R-FR. | P

**Season:** Appeared in two games...Made his collegiate debut as the holder against Army...Is one of 17 redshirt freshmen to see action...Served as the holder on placements in both career appearances.

## 5 | JORDAN LUCAS | SR. | S

**Season:** Started five games...Missed his first career game against San Diego State (9/26) after appearing in 40 consecutive games...Also snapped his streak of 27 straight regular season starts vs. SDSU...Shifted from cornerback to safety in 2015... Changed uniform number from No. 9 to No. 5 vs. Rutgers, in honor of injured linebacker and roommate Nyeem Wartman-White. **at Temple (9/5):** Recorded four tackles...Combined with Brandon Bell for a tackle for loss in the fourth quarter... Helped Penn State pile up 15.0 TFL, its most since posting 15.0 vs. Michigan on Sept. 22, 2007. **Buffalo (9/12):** Notched five tackles. **Rutgers (9/19):** Recorded nine tackles...Had 1.0 tackle for loss, which was a fourth quarter sack...Also forced one fumble and added one pass breakup...Part of a defense that held Rutgers to just three points, the fewest in a Big Ten opener since limiting Minnesota to three points in 1994...Helped limit Rutgers to 43 rushing yards, the fewest since giving up just 33 yards to Maryland last season. **San Diego State (9/26):** Did not play against the Aztecs, marking the first missed game of his career after 40-straight appearances with starts in 27 of 28 games. **Army (10/3):** Made eight tackles...Was a part of a defensive that limited Army to one pass attempt, the fewest by a Penn State opponent since at least 1966, and one completion, the fewest since 1976 (Ohio State)...The one completion is tied for the fewest by a team in FBS this year (by Georgia Southern vs. Western Michigan)...The one pass attempt is the fewest by an FBS team this season...Helped hold Army to just 32 passing yards, the fewest against the Nittany Lions in the Big Ten era (since 1993). **Indiana (10/10):** Logged seven tackles...Notched one pass breakup...Helped snap Indiana's string of nine games in which they scored 20-plus points...Part of a defense that held Indiana to 234 yards of total offense, the fewest allowed by PSU since giving up 221 at Indiana in 2014...Led a secondary that limited the Hoosiers' 155 passing yards, the fewest allowed by Penn State in a Big Ten game since allowing 68 to Indiana last season.

## » LUCAS' CAREER STATISTICS

	TK	UA-A	FR	FC	I	PBU	SACK	TFL
2012	1	1-0	0	0	0	0	0-0	0-0
2013	65	45-20	0	2	3	16	1.0-7	4.5-20
2014	58	37-21	0	0	0	9	2.0-8	4.0-10
2015	33	20-13	0	1	0	2	1.0-7	1.5-9
<b>Career</b>	<b>157</b>	<b>103-54</b>	<b>0</b>	<b>3</b>	<b>3</b>	<b>27</b>	<b>4.0-22</b>	<b>10.0-39</b>

## » LUCAS' 2015 GAME-BY-GAME

*Tackles (Total-Solo-Assists)*

at Temple 4-2-2; Buffalo 5-3-2; Rutgers 9-5-4; San Diego State DNP; Army 8-5-3; Indiana 7-5-2.

## 22 | AKEEL LYNCH | JR. | RB

**Career:** Ranks 32nd on Penn State's all-time rushing list with 1,298 yards...Is tied with Franco Harris (1969-71) for 20th all-time in 100-yard rushing games with five. **Season:** Started four games. **at Temple (9/5):** Led the team with 78 rushing yards... Scored the team's first touchdown of the season on a 42-yard dash around the left side. **Buffalo (9/12):** Gained 46 yards on a team-high 19 carries. **Rutgers (9/19):** Ran for a 120 yards and one touchdown...His career-long 75-yard touchdown run in the second quarter is tied for the 29th longest rush in school history...Teamed with Saquon Barkley (195 yards) to mark the first Big Ten Conference game that Penn State had two 100-yard rushers since Evan Royster (134) and Silas Redd (131) topped the mark vs. Northwestern in 2010...Was a part of a backfield that rushed for 330 yards, the most by Penn State since the Nittany Lions ran for 338 at Illinois in 2009. **San Diego State (9/26):** Rushed for 18 yards on a team-best 10 carries.

## » LYNCH'S RUSHING STATISTICS

	Att-Yds	Avg.	TD	LG
2013	60-358	6.0	1	43
2014	147-678	4.6	4	47
2015	49-262	5.3	2	75
<b>Career</b>	<b>256-1,298</b>	<b>5.1</b>	<b>7</b>	<b>75</b>

## » LYNCH'S 2015 GAME-BY-GAME

*Rushing (Carries-Yards-TD)*

at Temple 10-78-1; Buffalo 19-46-0; 10-120-1; San Diego State 10-18-0; Army DNP; Indiana DNP.

## » LYNCH'S RECEIVING STATISTICS

	Rec-Yds	Avg.	TD	LG
2013	0-0	0.0	0	-
2014	10-69	6.9	0	16
2015	2-2	1.0	0	5
<b>Career</b>	<b>12-71</b>	<b>5.9</b>	<b>0</b>	<b>16</b>

## » LYNCH'S 2015 GAME-BY-GAME

*Receiving (Receptions-Yards-TD)*

at Temple 2-2-0; Buffalo 0-0-0; Rutgers 0-0-0; San Diego State 0-0-0; Army DNP; Indiana DNP.

## 70 | BRENDAN MAHON | SO. | G/C

**Season:** Started six games...Has started games at left guard and right tackle. **at Temple (9/5):** Helped Akeel Lynch run for 78 yards and one touchdown. **Buffalo (9/12):** Aided Penn State in piling up 200 yards rushing...Was a part of an offensive line that did not allow a sack for the first time since the 2013 season finale victory at Wisconsin. **Rutgers (9/19):** Paved the way for a pair of 100-yard rushers: Saquon Barkley (195 yards) and Akeel Lynch (120)...Helped Barkley and Lynch become first Penn State tandem to rush for 100-yard since Lynch (108) and Bill Belton (108) passed the century mark against Eastern Michigan... Helped the backfield collect a pair of 100-yard rushers in a Big Ten game for the first time since 2010 (Northwestern) when Evan Royster (134) and Silas Redd (131) topped the mark... The 330 yards rushing by Penn State were the most since the Nittany Lions ran for 338 at Illinois in 2009...The Nittany Lions rushed for 200 or more yards in consecutive games for the first time since 2009 at Illinois (338) and vs. Eastern Illinois (285)... The 471 yards of total offense were the most since Penn State had 511 in 2014 against UCF in the Croke Park Classic. **San Diego State (9/26):** Helped protect Christian Hackenberg, who threw for 296 yards and three touchdowns... **Indiana (10/10):** Protected Christian Hackenberg during his 17th career 200-yard passing game (262 yards), which allowed him to become the second quarterback in Penn State history to amass 7,000 yards passing in a career...Helped Penn State control the ball for 35:35, its most in a Big Ten game since having 36:29 against Purdue in 2013.

## 66 | ANGELO MANGIRO | SR. | C/G

**Season:** Started five games. **at Temple (9/5):** Helped Akeel Lynch run for 78 yards and one touchdown. **Buffalo (9/12):** Helped Penn State pile up 200 yards rushing...Was a part of an offensive line that did not allow a sack for the first time since the 2013 season finale victory at Wisconsin. **Rutgers (9/19):** Paved the way for a pair of 100-yard rushers: Saquon Barkley (195 yards) and Akeel Lynch (120)...Helped Barkley and Lynch become first Penn State tandem to rush for 100-yard since Lynch (108) and Bill Belton (108) passed the century mark against Eastern Michigan...Helped the backfield collect a pair of 100-yard rushers in a Big Ten game for the first time since 2010 (Northwestern) when Evan Royster (134) and Silas Redd (131) topped the mark...The 330 yards rushing by Penn State were the most since the Nittany Lions ran for 338 at Illinois in 2009...The Nittany Lions rushed for 200 or more yards in consecutive games for the first time since 2009 at Illinois (338) and vs. Eastern Illinois (285)...The 471 yards of total offense were the most since Penn State had 511 in 2014 against UCF in the Croke Park Classic. **San Diego State (9/26):** Helped protect Christian Hackenberg, who threw for 296 yards and three touchdowns.

## 9 | TRACE MCSORLEY | R-FR. | QB

**Season:** Appeared in two games...Made his collegiate debut vs. Rutgers...Is one of 17 redshirt freshmen to see action. **Indiana (10/10):** Attempted his first career pass - a 4-yard completion to Gregg Garrity...Rushed once for a 5-yard gain.

## » MCSORLEY'S CAREER STATISTICS

	C-A	Yds	%	TD-INT	YPG	LG
2015	1-1	4	100.0	0-0	4.0	4
<b>Career</b>	<b>1-1</b>	<b>4</b>	<b>100.0</b>	<b>0-0</b>	<b>4.0</b>	<b>4</b>

## » MCSORLEY'S 2015 GAME-BY-GAME

*Passing (Completed-Attempts-Yards-Int-TD)*

at Temple DNP; Buffalo DNP; Rutgers 0-0-0-0-0; San Diego State DNP; Army DNP; Indiana 1-1-4-0-0.

*Note: Has one rush for five yards.*



@PennStateFBall



PSUFBall

2015

PSUrvialed.com

GoPSUsports.com

95 | CARL NASSIB | SR. | DE

**Season:** Started six games...Leads the FBS in sacks (1.67 spg) and forced fumbles (0.83 ffgp)...Sits second in the Big Ten and third in the FBS in tackles for loss (2.0 tflgp)...Has had a sack in seven consecutive games...His 10 sacks on the season are the most by a Penn State player in a season since Aaron Maybin had 12 in 2008...Has 2.0 sacks in three games this season. **at Temple (9/5):** Led the team with a career-high 10 tackles...Made 2.5 tackle for loss, including his second career solo sack in the second quarter...Helped Penn State pile up 15.0 TFL, its most since posting 15.0 vs. Michigan on Sept. 22, 2007. **Buffalo (9/12):** Grabbed his first career interception in the second quarter after the pass was tipped by Anthony Zettel...Recorded a career-high 3.0 sacks...Accounted for 3.0 tackles for loss...Also forced two fumbles in the fourth quarter...Was instrumental on a defense that held the Bulls to 69 rushing yards, the fewest for an opponent since Illinois (68 yds.) last year...Is the first Nittany Lion with two forced fumbles in a single game since Sean Stanley had two at Temple on Sept. 17, 2011. **Rutgers (9/19):** Made four tackles...Added 1.5 tackles for loss, which included a sack of Chris Laviano for a loss of 13 yards in the fourth quarter...Part of a defense that held Rutgers to just three points, the fewest in a Big Ten opener since limiting Minnesota to three points in 1994...Helped limit Rutgers to 43 rushing yards, the fewest since giving up just 33 yards to Maryland last season. **San Diego State (9/26):** Notched his third forced fumble of the season in the fourth quarter and the fifth of his career...The fumble was returned 71 yards for a touchdown by Austin Johnson...Made two solo tackles, both were sacks...His 2.0 tackles for loss helped Penn State amass 9.0 TFLs in the game...Assisted the defense holding SDSU to just 141 yards passing, the fewest against an FBS non-conference opponent in the regular season since giving up 134 to Kent State, Sept. 21, 2013. **Army (10/3):** Recorded his eighth sack of the season, which is tied with Anthony Zettel (2014) for most sacks in a season by a Nittany Lion since 2009...Made two tackles. **Indiana (10/10):** Made four solo tackles, including two sacks...Also had two forced fumbles, marking the second time this season that he has multiple forced fumbles in a game...Helped snap Indiana's string of nine games in which they scored 20-plus points...Part of a defense that held Indiana to 234 yards of total offense, the fewest allowed by PSU since giving up 221 at Indiana in 2014...Played a major role in limiting IU to just 79 rushing yards, the second-straight B1G opponent with less than 80 yards rushing vs. Penn State...Was the coaching staff's Co-Defensive Player of the Week with Austin Johnson.

» NASSIB'S CAREER STATISTICS

	TK	UA-A	FR	FC	I	PBU	SACK	TFL
2013	12	11-1	0	1	0	1	1.0-8	2.0-25
2014	7	4-3	0	1	0	1	1.0-5	3.5-22
2015	27	17-10	0	5	1	0	10.0-75	12.0-78
<b>Career</b>	<b>46</b>	<b>32-14</b>	<b>0</b>	<b>7</b>	<b>1</b>	<b>2</b>	<b>12.0-88</b>	<b>17.5-125</b>

» NASSIB'S 2015 GAME-BY-GAME

Tackles (Total-Solo-Assists)

at Temple 10-4-6; Buffalo 5-4-1; Rutgers 4-1-3; San Diego State 2-2-0; Army 2-2-0; Indiana 4-4-0.

59 | ANDREW NELSON | SO. | T

**Season:** Started three games...Started games at left and right tackle. **at Temple (9/5):** Helped Akeel Lynch run for 78 yards and one touchdown. **Buffalo (9/12):** Started at left tackle. **Indiana (10/10):** Returned to the lineup after missing three games...started at right tackle...Protected Christian Hackenberg during his 17th career 200-yard passing game (262 yards), which allowed him to become the second quarterback in Penn State history to amass 7,000 yards passing in a career...Helped Penn State control the ball for 35:35, its most in a Big Ten game since having 36:29 against Purdue in 2013.

21 | AMANI ORUWARIYE | R-FR. | S

**Season:** Appeared in six games...Is one of 17 redshirt freshmen to see action. **Rutgers (9/19):** Recorded his first career tackle on kickoff coverage to start the third quarter. **Army (10/3):** Made two tackles.

» ORUWARIYE'S CAREER STATISTICS

	TK	UA-A	FR	FC	I	PBU	SACK	TFL
2015	3	1-2	0	0	0	0	0-0	0-0
<b>Career</b>	<b>3</b>	<b>1-2</b>	<b>0</b>	<b>0</b>	<b>0</b>	<b>0</b>	<b>0-0</b>	<b>0-0</b>

» ORUWARIYE'S 2015 GAME-BY-GAME

Tackles (Total-Solo-Assists)

at Temple 0-0-0; Buffalo 0-0-0; Rutgers 1-1-0 San Diego State 0-0-0; Army 2-0-2.

73 | PARIS PALMER | JR. | T

**Season:** Appeared in six games with five starts...Started his first career game in the season opener at Temple. **at Temple (9/5):** Helped Akeel Lynch run for 78 yards and one touchdown. **Buffalo (9/12):** Started the second half and helped Penn State to 17 points...Aided the Nittany Lions in gaining 202 yards on 31 plays (6.5 avg.) in the second half. **Rutgers (9/19):** Paved the way for a pair of 100-yard rushers: Saquon Barkley (195 yards) and Akeel Lynch (120)...Helped Barkley and Lynch become first Penn State tandem to rush for 100-yard since Lynch (108) and Bill Belton (108) passed the century mark against Eastern Michigan...Helped the backfield collect a pair of 100-yard rushers in a Big Ten game for the first time since 2010 (Northwestern) when Evan Royster (134) and Silas Redd (131) topped the mark...The 330 yards rushing by Penn State were the most since the Nittany Lions ran for 338 at Illinois in 2009...The Nittany Lions rushed for 200 or more yards in consecutive games for the first time since 2009 at Illinois (338) and vs. Eastern Illinois (285)...The 471 yards of total offense were the most since Penn State had 511 in 2014 against UCF in the Croke Park Classic. **San Diego State (9/26):** Helped protect Christian Hackenberg, who threw for 296 yards and three touchdowns. **Indiana (10/10):** Protected Christian Hackenberg during his 17th career 200-yard passing game (262 yards), which allowed him to become the second quarterback in Penn State history to amass 7,000 yards passing in a career...Helped Penn State control the ball for 35:35, its most in a Big Ten game since having 36:29 against Purdue in 2013.

92 | DANIEL PASQUARIELLO | SO. | P

**Season:** Appeared in four games with three starts at punter. **at Temple (9/5):** Tied his career-high with nine punts (at Indiana, 2014)...Averaged 39.0 yards per punt...Hit a pair of 50-plus yard punts, including a 55-yarder on his first kick of the game...Placed three of his kicks inside the 20. **Buffalo (9/12):** Hit three punts for an average of 38.3 yards per punt...Hit a 55-yard punt on his first punt of the second quarter. **Army (10/3):** Hit a 35-yard punt in the fourth quarter, forcing Army to start their final drive of the game inside their 25-yard line. **Indiana (10/10):** Hit seven punts for an average of 44.3 yards...Had three punts of 50-plus yards (54, 50, 51)...Had one punt inside the IU 10-yardline.

» PASQUARIELLO'S PUNTING STATISTICS

	P-Yds	Avg.	I-20	FC	50+	LG	BLK
2014	47-1,754	37.3	13	11	1	63	0
2015	20-811	40.5	4	1	6	55	0
<b>Career</b>	<b>67-2,565</b>	<b>38.3</b>	<b>17</b>	<b>12</b>	<b>7</b>	<b>63</b>	<b>0</b>

» PASQUARIELLO'S 2015 GAME-BY-GAME

Punting (Punts-Yards-Average)

at Temple 9-351-39.0; Buffalo 3-115-38.3; Rutgers DNP; San Diego State DNP; Army 1-35-35.0; Indiana 7-310-44.3.

10 | BRANDON POLK | FR. | WR

**Season:** Appeared in six games with two starts...Started his first career game in the season opener at Temple...Is one of five freshmen (3 redshirt, 2 true) to start this season...Is one of five true freshmen to see action...With DeAndre Thompson scoring a rushing TD vs. Rutgers, the duo is the first Penn State wide receiver pair with rushing scores in the same season since 2008 when Derrick Williams and Chaz Powell both had rushing touchdowns...Is the Penn State first wide receiver to have rushing and receiving touchdowns in the same season since Derrick Williams had three rushing touchdowns and four receiving touchdowns in the 2008 season. **at Temple (9/5):** Rushed for 50 yards on two carries...Caught one pass for no gain...Took the handoff on the jet sweep on Penn State's first play from scrimmage and raced 33 yards down the right sideline...Also had a 17-yard rush in the second quarter. **Buffalo (9/12):** Rushed three times for 45 yards and his first career touchdown...Took his first rush of the game 33 yards over the left side of the offensive line for a score...Also rushed for 20 yards on a third quarter carry...Teamed with Saquon Barkley to become the first true freshmen duo to score touchdowns in the same game since Justin King and Derrick Williams both had touchdown receptions in the 2005 at Northwestern. **Rutgers (9/19):** Rushed one time for six yards. **San Diego State (9/26):** Had one rush for a 1-yard gain. **Army (10/3):** Rushed one time for 14 yards. **Indiana (10/10):** Caught his first career touchdown pass, a 39-yard reception along the visiting sideline in the first quarter to open the scoring...Had two receptions for 45 yards...Returned one kickoff for 21 yards.

» POLK'S RUSHING STATISTICS

	Att-Yds	Avg.	TD	LG
2015	8-116	14.5	1	33
<b>Career</b>	<b>8-116</b>	<b>14.5</b>	<b>1</b>	<b>33</b>

» POLK'S 2015 GAME-BY-GAME

Rushing (Carries-Yards-TD)

at Temple 2-50-0; Buffalo 3-45-1; Rutgers 1-6-0; San Diego State 1-1-0; Army 1-14-0; Indiana 0-0-0.

» POLK'S RECEIVING STATISTICS

	Rec-Yds	Avg.	TD	LG
2015	3-46	15.3	1	39
<b>Career</b>	<b>3-46</b>	<b>15.3</b>	<b>1</b>	<b>39</b>

» POLK'S 2015 GAME-BY-GAME

Receiving (Receptions-Yards-TD)

at Temple 1-0-0; Buffalo 0-0-0; Rutgers 0-0-0; San Diego State 0-0-0; Army 0-0-0; Indiana 2-46-1.

42 | TROY REEDER | R-FR. | LB

**Season:** Appeared in six games with five starts...Is one of 17 redshirt freshmen to see action...Is one of five freshmen (3 redshirt, 2 true) to start this season...Made his first career start vs. Buffalo. **at Temple (9/5):** Made two tackles...Made his first career tackle in the fourth quarter...Posted his first career TFL on the next play...Helped Penn State pile up 15.0 TFL, its most since posting 15.0 vs. Michigan on Sept. 22, 2007. **Buffalo (9/12):** Recorded seven tackles in his first career start. **Rutgers (9/19):** Recorded a career-high eight tackles...Added 1.0 tackle for loss...Part of a defense that held Rutgers to just three points, the fewest in a Big Ten opener since limiting Minnesota to three points in 1994...Helped limit Rutgers to 43 rushing yards, the fewest since giving up just 33 yards to Maryland last season. **San Diego State (9/26):** Recorded six tackles...Made 0.5 tackle for loss to help Penn State amass 9.0 TFLs in the game...Assisted the defense holding SDSU to just 141 yards passing, the fewest against an FBS non-conference opponent in the regular season since giving up 134 to Kent State, Sept. 21, 2013. **Army (10/3):** Recorded four tackles, including 1.0 tackle for loss...Was a part of a defensive that limited Army to one pass attempt, the fewest by a Penn State opponent since at least 1966, and one completion, the fewest since 1976 (Ohio State)...The one completion is tied for the fewest by a team in FBS this year (by Georgia Southern vs. Western Michigan)...The one pass attempt is the fewest by an FBS team this season...Helped hold Army to just 32 passing yards, the fewest against the Nittany Lions in the Big Ten era (since 1993). **Indiana (10/10):** Made three tackles...Recorded one tackle for loss...Helped snap Indiana's string of nine games in which they scored 20-plus points...Part of a defense that held Indiana to 234 yards of total offense, the fewest allowed by PSU since giving up 221 at Indiana in 2014...Played a major role in limiting IU to just 79 rushing yards, the second-straight B1G opponent with less than 80 yards rushing vs. Penn State.

» REEDER'S CAREER STATISTICS

	TK	UA-A	FR	FC	I	PBU	SACK	TFL
2015	30	15-15	0	0	0	0	0-0	4.5-13
<b>Career</b>	<b>30</b>	<b>15-15</b>	<b>0</b>	<b>0</b>	<b>0</b>	<b>0</b>	<b>0-0</b>	<b>4.5-13</b>

» REEDER'S 2015 GAME-BY-GAME

Tackles (Total-Solo-Assists)

at Temple 2-1-1; Buffalo 7-5-2; Rutgers 8-4-4; San Diego State 6-2-4; Army 4-2-2; Indiana 3-1-2.

68 | KEVIN REIHNER | SR. | G/C

**Season:** Appeared in six games...Seen time primarily on special teams.





## 29 | JOHN REID | FR. | CB

**Season:** Appeared in six games this season with two starts... Started his first career game in the season opener at Temple... Is one of five freshmen (3 redshirt, 2 true) to start this season... Is one of five true freshmen see action. **at Temple (9/5):** Made five tackles, including a pair of solo stops. **Buffalo (9/12):** Recorded one tackle. **Rutgers (9/19):** Grabbed his first career interception in the third quarter, returning it 44 yards... Recorded his first fumble recovery in the fourth quarter and returned it 19 yards... Made two tackles... Part of a defense that held Rutgers to just three points, the fewest in a Big Ten opener since limiting Minnesota to three points in 1994... Helped limit Rutgers to 43 rushing yards, the fewest since giving up just 33 yards to Maryland last season... Was the coaching staff's Defensive Player of the Week. **San Diego State (9/26):** Recorded two solo tackles... Had one pass breakup... Helped the defense hold SDSU to just 141 yards passing, the fewest against an FBS non-conference opponent in the regular season since giving up 134 to Kent State, Sept. 21, 2013. **Army (10/3):** Was a part of a defensive that limited Army to one pass attempt, the fewest by a Penn State opponent since at least 1966, and one completion, the fewest since 1976 (Ohio State)... The one completion is tied for the fewest by a team in FBS this year (by Georgia Southern vs. Western Michigan)... The one pass attempt is the fewest by an FBS team this season... Helped hold Army to just 32 passing yards, the fewest against the Nittany Lions in the Big Ten era (since 1993). **Indiana (10/10):** Grabbed the second interception of his career in the fourth quarter... Recorded one tackle... Helped snap Indiana's string of nine games in which they scored 20-plus points... Part of a defense that held Indiana to 234 yards of total offense, the fewest allowed by PSU since giving up 221 at Indiana in 2014... Led a secondary that limited the Hoosiers' 155 passing yards, the fewest allowed by Penn State in a Big Ten game since allowing 68 to Indiana last season.

## » REID'S CAREER STATISTICS

	TK	UA-A	FR	FC	I	PBU	SACK	TFL
2015	11	6-5	1	0	2	3	0-0	0-0
<b>Career</b>	<b>11</b>	<b>6-5</b>	<b>1</b>	<b>0</b>	<b>2</b>	<b>3</b>	<b>0-0</b>	<b>0-0</b>

## » REID'S 2015 GAME-BY-GAME

*Tackles (Total-Solo-Assists)*

at Temple 5-2-3; Buffalo 1-1-0; Rutgers 2-1-1 San Diego State 2-2-0; Army 0-0-0; Indiana 1-0-1.

## 34 | DOM SALOMONE | JR. | FB

**Season:** Appeared in one game.

## 94 | EVAN SCHWAN | JR. | DE

**Season:** Appeared in five games. **at Temple (9/5):** Made two tackles. **Buffalo (9/12):** Recorded a career-high four tackles... Helped the Nittany Lions hold the Bulls to 69 rushing yards, the fewest for an opponent since Illinois (68 yds.) last season. **Rutgers (9/19):** Made two tackles... Part of a defense that held Rutgers to just three points, the fewest in a Big Ten opener since limiting Minnesota to three points in 1994... Helped limit Rutgers to 43 rushing yards, the fewest since giving up just 33 yards to Maryland last season. **Indiana (10/10):** Made one tackle... Had one pass breakup.

## » SCHWAN'S CAREER STATISTICS

	TK	UA-A	FR	FC	I	PBU	SACK	TFL
2013	4	1-3	0	0	0	0	0-0	0.5-0
2014	6	4-2	0	0	0	0	0-0	0-0
2015	9	1-8	0	0	0	1	0-0	0-0
<b>Career</b>	<b>19</b>	<b>6-13</b>	<b>0</b>	<b>0</b>	<b>0</b>	<b>1</b>	<b>0-0</b>	<b>0.5-0</b>

## » SCHWAN'S 2015 GAME-BY-GAME

*Tackles (Total-Solo-Assists)*

at Temple 2-1-1; Buffalo 4-0-4; Rutgers 2-0-2; San Diego State 0-0-0; Army DNP; Indiana 1-0-1.

## 24 | NICK SCOTT | R-FR. | RB

**Season:** Appeared in six games with one start... Is one of 17 redshirt freshmen to see action... Is one of five freshmen (3 redshirt, 2 true) to start this season... Made his first career start vs. Indiana (10/10). **at Temple (9/5):** Made two tackles on special teams... Combined with Matt Zanellato for the stop on the game's opening kickoff... Made a solo stop on a first quarter punt. **Buffalo (9/12):** Returned his first career kickoff... Took the opening kickoff 58 yards... His 58-yard kick return was the longest for a Penn State player since Chaz Powell had a 92-yard return against Purdue in 2011... Also made one special teams tackle on a kickoff return. **Rutgers (9/19):** Rushed one time for five yards... Returned two kickoffs for 57 yards (28.0 ypr), with a long of 34 yards. **San Diego State (9/26):** Completed his first career passing attempt for 32 yards to Chris Godwin... Was the longest

completion by a non-quarterback since RB Eric McCoo threw a 63-yard touchdown pass against Illinois in 2001... The completion was the first for a non-quarterback since 2011 (Curtis Drake, Nebraska)... Rushed six times for nine yards... Returned three kickoffs for 72 yards... All three kickoff returns were for 20-plus yards (20, 24, 28). **Army (10/3):** Rushed 12 times for 54 yards - with no negative yard carries - and one touchdown... Scored his first career touchdown on Penn State's second series of the game with an 11-yard rush... Also caught a screen pass for 22 yards in the fourth quarter for his first career reception... Also made one special teams tackle... Was the coaching staff's Offensive Player of the Week. **Indiana (10/10):** Led the team with eight rushes for a career-high 57 yards... Had a career-long 35-yard rush on the second play of the game... Caught three passes for 21 yards, including a 10-yard grab during Penn State's first touchdown drive.

## » SCOTT'S RUSHING STATISTICS

	Att-Yds	Avg.	TD	LG
2015	27-125	4.6	1	35
<b>Career</b>	<b>27-125</b>	<b>4.6</b>	<b>1</b>	<b>35</b>

## » SCOTT'S 2015 GAME-BY-GAME

*Rushing (Carries-Yards-TD)*

at Temple 0-0-0; Buffalo 0-0-0; Rutgers 1-5-0; San Diego State 6-9-0; Army 12-54-1; Indiana 8-57-0.

## » SCOTT'S RECEIVING STATISTICS

	Rec-Yds	Avg.	TD	LG
2015	4-43	10.8	0	22
<b>Career</b>	<b>4-43</b>	<b>10.8</b>	<b>0</b>	<b>22</b>

## » SCOTT'S 2015 GAME-BY-GAME

*Receiving (Receptions-Yards-TD)*

at Temple 0-0-0; Buffalo 0-0-0; Rutgers 0-0-0; San Diego State 0-0-0; Army 1-22-0; Indiana 3-21-0.

## » SCOTT'S KICK RETURN STATISTICS

	No.	Yds	Avg.	TD	LG
2015	6	187	31.2	0	58
<b>Career</b>	<b>6</b>	<b>187</b>	<b>31.2</b>	<b>0</b>	<b>58</b>

## » SCOTT'S 2015 GAME-BY-GAME

*Kick Off Returns (Returns-Yards-TD-YPR)*

at Temple 0-0-0-0; Buffalo 1-58-0-58.0; Rutgers 2-57-0-28.5; San Diego State 3-72-0-24.0; Army 0-0-0-0.0.

## 90 | GARRETT SICKELS | SO. | DE

**Season:** Started six games... Forced his first career fumble against San Diego State... Made first career fumble recovery against Army. **at Temple (9/5):** Made a four tackles... Added 1.0 TFL with a stop behind the line of scrimmage in the third quarter... Helped Penn State pile up 15.0 TFL, its most since posting 15.0 vs. Michigan on Sept. 22, 2007. **Buffalo (9/12):** Recorded one tackle, which was a 0.5 sack... Combined with Austin Johnson on a third quarter sack for a loss of three yards... Helped the Nittany Lions hold the Bulls to 69 rushing yards, the fewest for an opponent since Illinois (68 yds.) last year. **Rutgers (9/19):** Made one tackle... Part of a defense that held Rutgers to just three points, the fewest in a Big Ten opener since limiting Minnesota to three points in 1994... Helped limit Rutgers to 43 rushing yards, the fewest since giving up just 33 yards to Maryland last season. **San Diego State (9/26):** Forced his first fumble of his career late in the second quarter, which was recovered by Anthony Zettel, to lead to a Penn State touchdown... Made three tackles and added one pass breakup... Had 0.5 sack as part of Penn State's 9.0 TFL effort in the game... Helped the defense hold SDSU to just 141 yards passing, the fewest against an FBS non-conference opponent in the regular season since giving up 134 to Kent State, Sept. 21, 2013. **Army (10/3):** Made his first career fumble recovery on Army's first play from scrimmage... Made one tackle. **Indiana (10/10):** Had a career-high five tackles... Registered one sack... Helped snap Indiana's string of nine games in which they scored 20-plus points... Part of a defense that held Indiana to 234 yards of total offense, the fewest allowed by PSU since giving up 221 at Indiana in 2014... Played a major role in limiting IU to just 79 rushing yards, the second-straight B1G opponent with less than 80 yards rushing vs. Penn State.

## » SICKELS' CAREER STATISTICS

	TK	UA-A	FR	FC	I	PBU	SACK	TFL
2014	11	7-4	0	0	0	0	2.0-10	3.0-12
2015	15	4-11	1	1	0	1	2.0-11	3.0-14
<b>Career</b>	<b>26</b>	<b>11-15</b>	<b>0</b>	<b>1</b>	<b>0</b>	<b>1</b>	<b>4.0-21</b>	<b>6.0-26</b>

## » SICKELS' 2015 GAME-BY-GAME

*Tackles (Total-Solo-Assists)*

at Temple 4-2-2; Buffalo 1-0-1; Rutgers 1-0-1; San Diego State 3-1-2; Army 1-0-1; Indiana 5-1-4.

## 12 | JORDAN SMITH | JR. | CB

**Season:** Appeared in five games. **at Temple (9/5):** Made two stops. **San Diego State (9/26):** Made one tackle.

## » SMITH'S CAREER STATISTICS

	TK	UA-A	FR	FC	I	PBU	SACK	TFL
2013	5	3-2	0	0	0	0	0-0	0-0
2014	0	0-0	0	0	0	0	0-0	0-0
2015	3	1-2	0	0	0	0	0-0	0-0
<b>Career</b>	<b>8</b>	<b>4-4</b>	<b>0</b>	<b>0</b>	<b>0</b>	<b>0</b>	<b>0-0</b>	<b>0-0</b>

## » SMITH'S 2015 GAME-BY-GAME

*Tackles (Total-Solo-Assists)*

at Temple 2-0-2; Buffalo 0-0-0; Rutgers 0-0-0; San Diego State 1-1-0; Army 0-0-0.

## 58 | CHANCE SORRELL | R-FR. | T

**Season:** Appeared in one game... Made his collegiate debut against Indiana (10/10)... Is one of 17 redshirt freshmen to see action.

## 20 | JOHNATHAN THOMAS | R-FR. | RB

**Season:** Appeared in two games... Made his collegiate debut against Army (10/3)... Is one of 17 redshirt freshmen to see action. **Army (10/3):** Rushed seven times for 28 yards... First career rush came in the first quarter, a 2-yard carry. **Indiana (10/10):** Rushed twice for nine yards.

## » THOMAS' RUSHING STATISTICS

	Att-Yds	Avg.	TD	LG
2015	9-37	4.1	0	11
<b>Career</b>	<b>7-28</b>	<b>4.0</b>	<b>0</b>	<b>11</b>

## » THOMAS' 2015 GAME-BY-GAME

*Rushing (Carries-Yards-TD)*

at Temple DNP; Buffalo DNP; Rutgers DNP; San Diego State DNP; Army 7-28-0; Indiana 2-9-0.

## 3 | DEANDRE THOMP KINS | R-FR. | WR

**Season:** Appeared in six games... Is one of 17 redshirt freshmen to see action... Combined with Brandon Polk (vs. Buffalo) to become the first Penn State wide receiver pair with rushing touchdowns in the same season since 2008 when Derrick Williams and Chaz Powell both had rushing scores. **at Temple (9/5):** Had one rush for no gain. **Buffalo (9/12):** Logged four punt returns for 71 yards (14.2 ypr)... Ran back his first career punt 58 yards to set up Penn State's first score of the game... His 58-yard return was the longest by a Nittany Lion since Derrick Williams' 63-yard punt return for a touchdown at Wisconsin in 2008... The 58-yard return was also the longest non-scoring punt return since Mike Archie had a 62-yard return at Michigan State in 1993. **Rutgers (9/19):** Scored his first career touchdown on a 6-yard rush in the second quarter... Returned three punts for 20 yards (6.7 ypr). **San Diego State (9/26):** Returned four punts for 17 yards... Had a long punt return of 10 yards in the second quarter. **Army (10/3):** Returned one punt for 25 yards. **Indiana (10/10):** Had two rushing attempts for 11 yards... Returned five punts for 32 yards (6.4 ypr) with a long return of 19 yards in the fourth quarter.

## » THOMP KINS' RUSHING STATISTICS

	Att-Yds	Avg.	TD	LG
2015	5-12	2.4	1	6
<b>Career</b>	<b>3-1</b>	<b>2.4</b>	<b>1</b>	<b>6</b>

## » THOMP KINS' 2015 GAME-BY-GAME

*Rushing (Carries-Yards-TD)*

at Temple 1-0-0; Buffalo 0-0-0; Rutgers 2-1-1; San Diego State 0-0-0; Army 0-0-0; Indiana 2-11-0.

## » THOMP KINS' PUNT RETURN STATISTICS

	No.	Yds	Avg.	TD	LG
2015	17	165	9.7	0	58
<b>Career</b>	<b>17</b>	<b>165</b>	<b>9.7</b>	<b>0</b>	<b>58</b>

## » THOMP KINS' 2015 GAME-BY-GAME

*Punt Returns (Returns-Yards-TD-YPR)*

at Temple 0-0-0-0.0; Buffalo 4-71-0-17.8; 3-20-0-6.7; San Diego State 4-17-0-4.2; Army 1-25-0-25.0; Indiana 5-32-0-6.4.



@PennStateFBall



PSUFBall

2015

PSUnrivaled.com

GoPSUsports.com



25 | VON WALKER | JR. | LB

**Season:** Appeared in six games with two starts...Made his second career start vs. Buffalo (Northwestern, 2014). **at Temple (9/5):** Made one special teams tackle. **Buffalo (9/12):** Made his second career start and contributed one tackle. **Rutgers (9/19):** Recorded one tackle. **Army (10/3):** Recorded his first-career fumble recovery at the Penn State 43-yard line in the second quarter...Made three tackles...Was a part of a defensive that limited Army to one pass attempt, the fewest by a Penn State opponent since at least 1966, and one completion, the fewest since 1976 (Ohio State)...The one completion is tied for the fewest by a team in FBS this year (by Georgia Southern vs. Western Michigan)...The one pass attempt is the fewest by an FBS team this season...Helped hold Army to just 32 passing yards, the fewest against the Nittany Lions in the Big Ten era (since 1993). **Indiana (10/10):** Made one tackle.

» WALKER'S CAREER STATISTICS

	TK	UA-A	FR	FC	I	PBU	SACK	TFL
2013	4	3-1	0	0	0	0	0-0	0-0
2014	12	5-7	0	0	0	0	0-0	1.0-2
2015	7	4-3	1	0	0	0	0-0	0-0
<b>Career</b>	<b>23</b>	<b>12-11</b>	<b>1</b>	<b>0</b>	<b>0</b>	<b>0</b>	<b>0-0</b>	<b>1.0-2</b>

» WALKER'S 2015 GAME-BY-GAME

*Tackles (Total-Solo-Assists)*  
at Temple 1-0-1; Buffalo 1-1-0; Rutgers 1-0-1; San Diego State 0-0-0; Army 3-2-1; Indiana 1-1-0.

5 | NYEEM WARTMAN-WHITE | JR. | LB

**Season:** Started the season opener at Temple...Suffered a season-ending injury in the second quarter at Temple. **at Temple (9/5):** Made two solo tackles before leaving the game due to injury...Was playing for the first time in his hometown of Philadelphia.

» WARTMAN-WHITE'S CAREER STATISTICS

	TK	UA-A	FR	FC	I	PBU	SACK	TFL
2012	1	1-0	0	0	0	0	0-0	0-0
2013	32	17-15	0	1	0	4	1.0-4	2.5-8
2014	75	32-43	0	0	1	0	0-0	3.5-5
2015	2	2-0	0	0	0	0	0-0	0-0
<b>Career</b>	<b>110</b>	<b>52-58</b>	<b>0</b>	<b>1</b>	<b>1</b>	<b>4</b>	<b>1.0-4</b>	<b>6.0-13</b>

» WARTMAN-WHITE'S 2015 GAME-BY-GAME

*Tackles (Total-Solo-Assists)*  
at Temple 2-2-0; Buffalo INJ; Rutgers INJ; San Diego State INJ; Army INJ; Indiana INJ.

93 | ANTOINE WHITE | R-FR. | DE

**Season:** Appeared in six games...Is one of 17 redshirt freshmen to see action. **Rutgers (9/19):** Ended the night with a career-high three tackles...Made his first career stop late in the third quarter...Added 0.5 tackle for loss, which was a combined sack with Torrence Brown in the fourth quarter...It was his first career TFL and sack. **San Diego State (9/26):** Made three tackles for the second game in a row...Recorded 0.5 sack for a loss of three yards, combining with Tarow Barney in the fourth quarter...Finished with 1.0 TFL with the half-sack and a half-TFL when teaming with Jason Cabinda for a tackle for loss in the fourth quarter...Was a part of a defensive unit that amassed 9.0 TFLs in the game. **Army (10/3):** Recorded one tackle. **Indiana (10/10):** Logged one stop.

» WHITE'S DEFENSIVE STATISTICS

	TK	UA-A	FR	FC	I	PBU	SACK	TFL
2015	8	3-5	0	0	0	0	1.0-5	1.5-6
<b>Career</b>	<b>8</b>	<b>3-5</b>	<b>0</b>	<b>0</b>	<b>0</b>	<b>0</b>	<b>1.0-5</b>	<b>1.5-6</b>

» WHITE'S 2015 GAME-BY-GAME

*Tackles (Total-Solo-Assists)*  
at Temple 0-0-0; Buffalo 0-0-0; Rutgers 3-1-2; San Diego State 3-1-2; Army 1-1-0; Indiana 1-0-1.

11 | BRENT WILKERSON | JR. | TE

**Season:** Started five games...Started his first career game in the season opener at Temple. **Army (10/3):** Made two receptions for 14 yards...His two catches equaled his career total entering the game

» WILKERSON'S RECEIVING STATISTICS

	Rec-Yds	Avg.	TD	LG
2014	2-18	9.0	1	11
2015	2-14	7.0	0	7
<b>Career</b>	<b>4-32</b>	<b>8.0</b>	<b>1</b>	<b>11</b>

» WILKERSON'S 2015 GAME-BY-GAME

*Receiving (Receptions-Yards-TD)*  
at Temple 0-0-0; Buffalo 0-0-0; Rutgers 0-0-0; San Diego State 0-0-0; Army 2-14-0; Indiana 0-0-0.

10 | TREVOR WILLIAMS | SR. | CB

**Season:** Started six games...Surpassed his career total in tackles for loss with 2.0 TFL in the season opener at Temple. **at Temple (9/5):** Tied his career high with six tackles...Recorded 2.0 tackles for loss...Had a tackle for loss in the first and second quarters...Helped Penn State pile up 15.0 TFL, its most since posting 15.0 vs. Michigan on Sept. 22, 2007. **Buffalo (9/12):** Collected five tackles, all solo. **Rutgers (9/19):** Made two tackles...Part of a defense that held Rutgers to just three points, the fewest in a Big Ten opener since limiting Minnesota to three points in 1994...Helped limit Rutgers to 43 rushing yards, the fewest since giving up just 33 yards to Maryland last season. **San Diego State (9/26):** Made one tackle...Helped the defense hold SDSU to just 141 yards passing, the fewest against an FBS non-conference opponent in the regular season since giving up 134 to Kent State, Sept. 21, 2013. **Army (10/3):** Was a part of a defensive that limited Army to one pass attempt, the fewest by a Penn State opponent since at least 1966, and one completion, the fewest since 1976 (Ohio State)...The one completion is tied for the fewest by a team in FBS this year (by Georgia Southern vs. Western Michigan)...The one pass attempt is the fewest by an FBS team this season...Helped hold Army to just 32 passing yards, the fewest against the Nittany Lions in the Big Ten era (since 1993). **Indiana (10/10):** Made three tackles...Added on pass breakup...Helped snap Indiana's string of nine games in which they scored 20-plus points...Part of a defense that held Indiana to 234 yards of total offense, the fewest allowed by PSU since giving up 221 at Indiana in 2014...Led a secondary that limited the Hoosiers' 155 passing yards, the fewest allowed by Penn State in a Big Ten game since allowing 68 to Indiana last season.

» WILLIAMS' DEFENSIVE STATISTICS

	TK	UA-A	FR	FC	I	PBU	SACK	TFL
2013	24	17-7	0	0	2	8	0-0	0-0
2014	27	22-5	0	1	2	5	0-0	1.5-2
2015	14	10-4	0	0	0	2	0-0	2.0-4
<b>Career</b>	<b>68</b>	<b>50-18</b>	<b>0</b>	<b>1</b>	<b>4</b>	<b>14</b>	<b>0-0</b>	<b>3.5-6</b>

» WILLIAMS' 2015 GAME-BY-GAME

*Tackles (Total-Solo-Assists)*  
at Temple 6-4-2; Buffalo 5-5-0; Rutgers 2-1-1; San Diego State 1-0-1; Army 0-0-0; Indiana 3-1-2.

8 | GARY WOOTEN JR. | JR. | LB

**Season:** Appeared in four games. **at Temple (9/5):** Recorded three tackles...Made 1.0 TFL in the fourth quarter...Helped Penn State pile up 15.0 TFL, its most since posting 15.0 vs. Michigan on Sept. 22, 2007. **San Diego State (9/26):** Made one tackle. **Indiana (10/10):** Made one tackle.

» WOOTEN JR.'S CAREER STATISTICS

	TK	UA-A	FR	FC	I	PBU	SACK	TFL
2013	6	3-3	0	0	0	0	0-0	0-0
2014	12	5-7	0	0	0	0	0-0	1.5-3
2015	5	2-3	0	0	0	0	0-0	1.0-2
<b>Career</b>	<b>23</b>	<b>10-13</b>	<b>0</b>	<b>0</b>	<b>0</b>	<b>0</b>	<b>0-0</b>	<b>2.5-5</b>

» WOOTEN JR.'S 2015 GAME-BY-GAME

*Tackles (Total-Solo-Assists)*  
at Temple 3-2-1; Buffalo DNP; Rutgers 0-0-0; San Diego State 1-0-1; Army DNP; Indiana 1-0-1.

4 | DAQUAN WORLEY | R-FR. | CB

**Season:** Appeared in one game...Made his collegiate debut vs. Army (10/3)...Is one of 17 redshirt freshmen to see action.

77 | CHASZ WRIGHT | R-FR. | G

**Season:** Appeared in five games...Is one of 17 redshirt freshmen to see action...Has seen time on special teams.

44 | TYLER YAZUJIAN | JR. | LS

**Season:** Appeared in six games...Has handled all of the long snapping duties since the beginning of 2014. **Indiana (10/10):** Combined with Jordan Dudas on his first tackle of the season on the opening punt return.

80 | MATT ZANELLATO | SR. | WR

**Season:** Appeared in five games. **at Temple (9/5):** Combined with Nick Scott for the tackle on the game's opening kickoff.

98 | ANTHONY ZETTEL | SR. | DT

**Career:** Ranks 15th place in Penn State history with 16.5 career sacks, just 0.5 away from Justin Kurpeikis (1997-00) and Maurice Evans (2006-08) for 13th and 1.5 away from Don Graham (1983-86) and Bob White (1983-86) for 11th...Has 33.0 tackles for loss, tying him with Anthony Adams (33.0 TFL) for 14th place on TFL list, and is just one shy of Dan Connor (2004-07) and Paul Posluszny (2003-06)...Was the only FBS player ranked among the national leaders in sacks and interceptions per game in 2014...Became the first Penn State defensive lineman since at least 1959 with at least three interceptions in a season in 2014.

**Season:** Started six games this season. **Awards:** Selected as the Big Ten Co-Defensive Player of the Week (Sept. 28) for the first time in his career after his performance against San Diego State...Was the Orange Bowl-FWAA Courage Award nominee after his effort against the Aztecs. **at Temple (9/5):** Made five tackles...Logged 2.5 tackles for loss...Made back-to-back tackles for loss on Temple's final drive of the second quarter...Combined with Carl Nassib for a TFL in the third quarter...Helped Penn State pile up 15.0 TFL, its most since posting 15.0 vs. Michigan on Sept. 22, 2007. **Buffalo (9/12):** Made five tackles...Deflected a pass that Carl Nassib grabbed for an interception in the second quarter...Helped the Nittany Lions hold the Bulls to 69 rushing yards, the fewest for an opponent since Illinois (68 yds.) last year. **Rutgers (9/19):** Recorded two tackles...Part of a defense that held Rutgers to just three points, the fewest in a Big Ten opener since limiting Minnesota to three points in 1994...Helped limit Rutgers to 43 rushing yards, the fewest since giving up just 33 yards to Maryland last season. **San Diego State (9/26):** Recorded a career-high seven tackles, surpassing his previous career high of six tackles that occurred three times in his career, most recently against Boston College in the Pinstripe Bowl...Made his second career fumble recovery...Registered 2.5 tackles for loss, including 0.5 sack, to help Penn State amass 9.0 TFLs in the game...Assisted the defense holding SDSU to just 141 yards passing, the fewest against an FBS non-conference opponent in the regular season since giving up 134 to Kent State, Sept. 21, 2013...Selected as Big Ten Co-Defensive Player of the Week. **Army (10/3):** Made four tackles, including one tackle for loss...Forced his second career fumble in the third quarter, a fumble Army recovered. **Indiana (10/10):** Had two big pass breakups...Deflected one pass on third down to force an Indiana punt after the Hoosiers recovered an on-side kick in the first quarter...Batted down a pass on 4th-and-3 at the PSU 34 to end an Indiana drive...Helped snap Indiana's string of nine games in which they scored 20-plus points...Part of a defense that held Indiana to 234 yards of total offense, the fewest allowed by PSU since giving up 221 at Indiana in 2014...Played a major role in limiting IU to just 79 rushing yards, the second-straight B1G opponent with less than 80 yards rushing vs. Penn State.

» ZETTEL'S CAREER STATISTICS

	TK	UA-A	FR	FC	I	PBU	SACK	TFL
2012	15	10-5	0	0	0	2	4.0-19	4.0-19
2013	16	11-5	0	0	1	2	4.0-32	6.0-43
2014	42	28-14	1	1	3	5	8.0-46	17.0-72
2015	23	11-12	1	1	0	3	0.5-3	6.0-19
<b>Career</b>	<b>96</b>	<b>60-36</b>	<b>2</b>	<b>2</b>	<b>4</b>	<b>12</b>	<b>16.5-100</b>	<b>33.0-153</b>

» ZETTEL'S 2015 GAME-BY-GAME

*Tackles (Total-Solo-Assists)*  
at Temple 5-3-2; Buffalo 5-2-3; Rutgers 2-1-1; San Diego State 7-3-4; Army 4-2-2; Indiana 0-0-0.



## PENN STATE GAME-BY-GAME

	at TEM	BUF	RUT	SDSU	ARMY	IND	at OSU	at UMD	ILL	at NW	MICH	at MSU
<b>First Downs</b>	<b>9</b>	<b>15</b>	<b>17</b>	<b>19</b>	<b>12</b>	<b>22</b>						
Rushing	4	9	13	2	7	5						
Passing	4	5	4	14	5	14						
Penalty	1	1	-	3	-	3						
<b>Net Yards Rushing</b>	<b>77</b>	<b>200</b>	<b>330</b>	<b>72</b>	<b>108</b>	<b>154</b>						
Rushing Attempts	27	39	41	34	34	32						
Average Per Rush	2.9	5.1	8.0	2.1	3.2	4.8						
Rushing Touchdowns	1	2	4	-	1	2						
Yards Gained	141	220	342	115	141	173						
Yards Lost	64	20	12	43	33	19						
<b>Net Yards Passing</b>	<b>103</b>	<b>128</b>	<b>141</b>	<b>328</b>	<b>156</b>	<b>266</b>						
Completions	11	14	10	22	10	22						
Attempts	25	27	19	36	19	40						
Interceptions	1	-	1	-	-	-						
Yards Per Attempt	4.1	4.7	7.4	9.1	8.2	6.7						
Yards Per Completion	9.4	9.1	14.1	14.9	15.6	12.1						
Passing Touchdowns	-	1	-	3	1	2						
<b>Total Offensive Yards</b>	<b>180</b>	<b>328</b>	<b>471</b>	<b>400</b>	<b>264</b>	<b>420</b>						
Plays	52	66	60	70	53	72						
Yards Per Play	3.5	5.0	7.8	5.7	5.0	5.8						
<b>Fumbles-Lost</b>	<b>1-0</b>	<b>0-0</b>	<b>0-0</b>	<b>1-1</b>	<b>0-0</b>	<b>1-1</b>						
<b>Penalties-Yards</b>	<b>6-39</b>	<b>7-65</b>	<b>8-80</b>	<b>5-37</b>	<b>3-20</b>	<b>3-30</b>						
<b>Punts-Yards</b>	<b>9-351</b>	<b>3-115</b>	<b>5-205</b>	<b>7-294</b>	<b>6-195</b>	<b>7-310</b>						
Yards Per Punt	39.0	38.3	41.0	42.0	32.5	44.3						
Net Yards Per Punt	33.2	38.3	41.2	37.0	30.0	41.0						
Inside 20	3	-	5	1	1	1						
50+ Yard Kicks	2	1	1	2	-	3						
Touchbacks	-	-	-	2	-	-						
Fair Catch	-	-	3	1	1	1						
<b>Kickoffs-Yards</b>	<b>3-195</b>	<b>6-383</b>	<b>5-318</b>	<b>8-513</b>	<b>5-318</b>	<b>6-387</b>						
Yards Per Kickoff	65.0	63.8	63.6	64.1	63.6	64.5						
Net Yards Per Kickoff	44.7	42.3	42.0	31.4	41.6	44.5						
Touchbacks	1	3	4	5	1	4						
<b>Punt Returns</b>	<b>4</b>	<b>5</b>	<b>3</b>	<b>4</b>	<b>1</b>	<b>5</b>						
Yards	33	71	20	17	36	32						
Touchdowns	-	-	-	-	-	-						
Yards Per PR	8.2	14.2	6.7	4.2	25.0	6.4						
<b>Kickoff Returns</b>	<b>5</b>	<b>2</b>	<b>2</b>	<b>4</b>	<b>1</b>	<b>1</b>						
Yards	128	76	57	98	14	21						
Touchdowns	-	-	-	-	-	-						
Yards Per KR	25.6	38.0	28.5	24.5	14.0	21.0						
<b>Interceptions</b>	<b>-</b>	<b>1</b>	<b>2</b>	<b>-</b>	<b>-</b>	<b>1</b>						
Yards	-	10	44	-	-	-						
Touchdowns	-	-	-	-	-	-						
<b>Fumble Returns</b>	<b>-</b>	<b>-</b>	<b>1</b>	<b>1</b>	<b>-</b>	<b>-</b>						
Yards	-	-	19	71	-	-						
Touchdowns	-	-	-	1	-	-						
<b>Miscellaneous Yards</b>	<b>-</b>	<b>-</b>	<b>-</b>	<b>-</b>	<b>-</b>	<b>-</b>						
<b>Possession Times</b>	<b>23:45</b>	<b>29:34</b>	<b>27:21</b>	<b>34:34</b>	<b>28:41</b>	<b>35:35</b>						
1st Quarter	6:51	9:24	8:08	10:28	8:57	7:56						
2nd Quarter	4:54	6:06	7:53	11:16	8:41	8:46						
3rd Quarter	6:36	7:13	5:24	6:26	5:26	7:23						
4th Quarter	5:24	6:51	5:56	6:24	5:37	11:30						
<b>3rd-Down Conversions</b>	<b>2-13</b>	<b>6-15</b>	<b>4-12</b>	<b>4-15</b>	<b>5-15</b>	<b>5-14</b>						
<b>4th-Down Conversions</b>	<b>0-1</b>	<b>1-3</b>	<b>0-2</b>	<b>-</b>	<b>1-1</b>	<b>-</b>						
<b>Red Zone Scoring</b>	<b>1-1</b>	<b>4-5</b>	<b>3-4</b>	<b>6-6</b>	<b>3-3</b>	<b>3-3</b>						
Touchdowns	-	2	3	3	1	2						
Field Goals	1	2	-	3	2	1						
<b>Sacks By/Yards</b>	<b>2/17</b>	<b>6-47</b>	<b>5-51</b>	<b>5-33</b>	<b>3-38</b>	<b>4-28</b>						
<b>PAT Kicks</b>	<b>1/1</b>	<b>3/3</b>	<b>4/4</b>	<b>4/4</b>	<b>2/2</b>	<b>2/4</b>						
<b>Field Goals</b>	<b>1/1</b>	<b>2/3</b>	<b>-</b>	<b>3/4</b>	<b>2/2</b>	<b>1/1</b>						
<b>Total Points</b>	<b>10</b>	<b>27</b>	<b>28</b>	<b>37</b>	<b>20</b>	<b>29</b>						
Touchdowns Rushing	1	2	4	-	1	2						
Touchdowns Passing	-	1	-	3	1	2						
Touchdown Returns	-	-	-	-	-	-						
Other Touchdowns	-	-	-	1	-	-						
Safeties	-	-	-	-	-	-						
Kick PAT/Attempts	1/1	3/3	4/4	4/4	2/2	2/4						
2pt PAT/Attempts	-	-	-	-	-	-						
Field Goals/Attempts	1/1	2/3	-	3/4	2/2	1/1						
<b>Points Off Turnovers</b>	<b>-</b>	<b>3</b>	<b>-</b>	<b>21</b>	<b>10</b>	<b>7</b>						



## OPPONENT GAME-BY-GAME

	at TEM	BUF	RUT	SDSU	ARMY	IND	at OSU	at UMD	ILL	at NW	MICH	at MSU
<b>First Downs</b>	<b>15</b>	<b>15</b>	<b>20</b>	<b>13</b>	<b>17</b>	<b>14</b>						
Rushing	6	4	5	5	16	7						
Passing	7	10	14	7	1	7						
Penalty	2	1	1	1	-	-						
<b>Net Yards Rushing</b>	<b>149</b>	<b>69</b>	<b>43</b>	<b>101</b>	<b>261</b>	<b>79</b>						
Rushing Attempts	43	33	32	34	55	33						
Average Per Rush	3.5	2.1	1.3	3.0	4.7	2.4						
Rushing Touchdowns	3	-	-	1	2	1						
Yards Gained	194	119	99	142	316	113						
Yards Lost	45	50	56	41	55	34						
<b>Net Yards Passing</b>	<b>168</b>	<b>205</b>	<b>251</b>	<b>141</b>	<b>32</b>	<b>155</b>						
Completions	16	24	27	10	1	15						
Attempts	21	35	42	29	1	33						
Interceptions	-	1	2	-	-	1						
Yards Per Attempt	8.0	5.9	6.0	4.9	32.0	4.7						
Yards Per Completion	10.5	8.5	9.3	14.1	32.0	10.3						
Passing Touchdowns	-	2	-	1	-	-						
<b>Total Offensive Yards</b>	<b>317</b>	<b>274</b>	<b>294</b>	<b>242</b>	<b>293</b>	<b>234</b>						
Plays	64	68	74	63	56	66						
Yards Per Play	5.0	4.0	4.0	3.8	5.2	3.5						
<b>Fumbles-Lost</b>	<b>1-1</b>	<b>2-0</b>	<b>3-1</b>	<b>4-3</b>	<b>7-3</b>	<b>2-0</b>						
<b>Penalties-Yards</b>	<b>5-35</b>	<b>14-107</b>	<b>8-29</b>	<b>4-32</b>	<b>4-45</b>	<b>8-65</b>						
<b>Punts-Yards</b>	<b>7-328</b>	<b>7-295</b>	<b>8-335</b>	<b>8-313</b>	<b>4-156</b>	<b>11-451</b>						
Yards Per Punt	46.9	42.1	41.9	39.1	39.0	41.0						
Net Yards Per Punt	39.3	32.0	36.9	37.0	32.8	38.1						
Inside 20	2	1	1	1	2	4						
50+ Yard Kicks	3	-	1	-	-	-						
Touchbacks	1	-	1	-	-	-						
Fair Catch	-	-	3	1	2	5						
<b>Kickoffs-Yards</b>	<b>6-360</b>	<b>3-124</b>	<b>2-130</b>	<b>4-248</b>	<b>3-187</b>	<b>1-63</b>						
Yards Per Kickoff	60.0	41.3	65.0	62.0	62.3	63.0						
Net Yards Per Kickoff	38.7	16.0	36.5	37.5	41.0	42.0						
Touchbacks	-	-	-	-	2	-						
<b>Punt Returns</b>	<b>5</b>	<b>-</b>	<b>1</b>	<b>2</b>	<b>4</b>	<b>5</b>						
Yards	52	-	(-1)	(-5)	15	23						
Touchdowns	-	-	-	-	-	-						
Yards Per PR	10.4	-	(-1.0)	(-2.5)	3.8	4.6						
<b>Kickoff Returns</b>	<b>2</b>	<b>3</b>	<b>1</b>	<b>2</b>	<b>4</b>	<b>1</b>						
Yards	36	54	8	137	85	20						
Touchdowns	-	-	-	1	-	-						
Yards Per KR	18.0	18.0	8.0	68.5	21.1	20.0						
<b>Interceptions</b>	<b>1</b>	<b>-</b>	<b>1</b>	<b>-</b>	<b>-</b>	<b>-</b>						
Yards	26	-	-	-	-	-						
Touchdowns	-	-	-	-	-	-						
<b>Fumble Returns</b>	<b>-</b>	<b>-</b>	<b>-</b>	<b>-</b>	<b>-</b>	<b>-</b>						
Yards	-	-	-	-	-	-						
Touchdowns	-	-	-	-	-	-						
<b>Miscellaneous Yards</b>	<b>-</b>	<b>-</b>	<b>-</b>	<b>-</b>	<b>-</b>	<b>-</b>						
<b>Possession Times</b>	<b>36:15</b>	<b>30:26</b>	<b>32:39</b>	<b>25:26</b>	<b>31:19</b>	<b>24:25</b>						
1st Quarter	8:09	5:36	6:52	4:32	6:03	7:04						
2nd Quarter	10:06	8:54	7:07	3:44	6:19	6:14						
3rd Quarter	8:24	7:47	9:36	8:34	9:34	7:37						
4th Quarter	9:36	8:09	9:04	8:36	9:23	3:30						
<b>3rd-Down Conversions</b>	<b>7-17</b>	<b>5-16</b>	<b>5-15</b>	<b>5-17</b>	<b>5-9</b>	<b>3-16</b>						
<b>4th-Down Conversions</b>	<b>0-1</b>	<b>2-3</b>	<b>0-1</b>	<b>0-1</b>	<b>0-1</b>	<b>0-1</b>						
<b>Red Zone Scoring</b>	<b>3-4</b>	<b>2-2</b>	<b>1-1</b>	<b>2-2</b>	<b>1-1</b>	<b>1-1</b>						
Touchdowns	2	2	-	2	1	1						
Field Goals	1	-	1	-	-	-						
<b>Sacks By/Yards</b>	<b>10-64</b>	<b>-</b>	<b>-</b>	<b>2-9</b>	<b>3-19</b>	<b>4-13</b>						
<b>PAT Kicks</b>	<b>3/3</b>	<b>2/2</b>	<b>-</b>	<b>3/3</b>	<b>2/2</b>	<b>1/1</b>						
<b>Field Goals</b>	<b>2/2</b>	<b>0/1</b>	<b>1/1</b>	<b>-</b>	<b>-</b>	<b>-</b>						
<b>Total Points</b>	<b>27</b>	<b>14</b>	<b>3</b>	<b>21</b>	<b>14</b>	<b>7</b>						
Touchdowns Rushing	3	-	-	1	2	1						
Touchdowns Passing	-	2	-	1	-	-						
Touchdown Returns	-	-	-	1	-	-						
Other Touchdowns	-	-	-	-	-	-						
Safeties	-	-	-	-	-	-						
Kick PAT/Attempts	3/3	2/2	-	3/3	2/2	1/1						
2pt PAT/Attempts	-	-	-	-	-	-						
Field Goals/Attempts	2/2	0/1	1/1	-	-	-						
<b>Points Off Turnovers</b>	<b>7</b>	<b>-</b>	<b>-</b>	<b>7</b>	<b>-</b>	<b>-</b>						



## INDIVIDUAL GAME-BY-GAME

## RUSHING

(ATT-YDS-TD)	at TEM	BUF	RUT	SDSU	ARMY	IND	at OSU	at UMD	ILL	at NW	MICH	at MSU
Allen, Mark	2-7-0	1-2-0	3-(-1)-0	5-5-0	6-17-0	8-45-0						
Barkley, Saquon	1-1-0	12-115-1	21-195-2	8-62-0	DNP	DNP						
Hackenberg, Christian	11-(-59)-0	2-4-0	2-3-0	3-(-6)-0	5-3-0	9-21-2						
Johnson, Brandon	-	-	-	-	-	2-9-0						
Lynch, Akeel	10-78-1	19-46-0	10-120-1	10-18-0	DNP	DNP						
McSorley, Trace	DNP	-	DNP	DNP	DNP	1-5-0						
Polk, Brandon	2-50-0	3-45-1	1-6-0	1-1-0	1-14-0	-						
Scott, Nick	-	-	1-5-0	6-9-0	12-54-1	8-57-0						
TEAM	-	2-(-12)-0	1-1-0	1-(-17)-0	3-(-8)-0	-						
Thomas, Johnathan	DNP	DNP	DNP	DNP	7-28-0	2-9-0						
Thompkins, DeAndre	1-0-0	-	2-1-1	-	-	2-11-0						

## RECEIVING

(REC-YDS-TD)	at TEM	BUF	RUT	SDSU	ARMY	IND	at OSU	at UMD	ILL	at NW	MICH	at MSU
Allen, Mark	-	-	-	2-29-1	-	2-15-0						
Barkley, Saquon	-	-	-	1-22-1	DNP	DNP						
Blacknall, Saeed	-	-	-	4-101-0	-	-						
Carter, Kyle	-	2-13-0	-	3-47-0	1-9-0	3-30-0						
Garity, Gregg	DNP	DNP	DNP	DNP	DNP	1-4-0						
Gesicki, Mike	-	3-14-0	1-6-0	2-11-0	1-33-0	2-21-0						
Godwin, Chris	5-81-0	5-75-0	4-49-0	5-78-1	4-66-0	4-41-0						
Hamilton, DaeSean	1-5-0	3-15-0	5-86-0	5-40-0	1-12-0	2-49-1						
Lewis, Geno	2-15-0	1-11-0	-	-	-	3-39-0						
Lynch, Akeel	2-2-0	-	-	-	DNP	DNP						
Polk, Brandon	1-0-0	-	-	-	-	2-46-1						
Scott, Nick	-	-	-	-	1-22-0	3-21-0						
Wilkerson, Brent	-	-	-	-	2-14-0	-						

## PASSING

## Christian Hackenberg

	Comp.	Att.	Yds.	TD	INT
at Temple	11	25	103	-	1
BUFFALO	14	27	128	1	-
RUTGERS	10	19	141	-	1
SAN DIEGO ST.	21	35	296	3	-
ARMY	10	19	156	1	-
INDIANA	21	39	262	2	-
at Ohio State					
at Maryland					
ILLINOIS					
at Northwestern					
MICHIGAN					
Michigan State					

## Trace McSorley

	Comp.	Att.	Yds.	TD	INT
at Temple			DNP		
BUFFALO	-	-	-	-	-
RUTGERS			DNP		
SAN DIEGO ST.			DNP		
ARMY			DNP		
INDIANA	1	1	4	-	-
at Ohio State					
at Maryland					
ILLINOIS					
at Northwestern					
MICHIGAN					
Michigan State					

## Nick Scott

	Comp.	Att.	Yds.	TD	INT
at Temple	-	-	-	-	-
BUFFALO	-	-	-	-	-
RUTGERS	-	-	-	-	-
SAN DIEGO ST.	1	1	32	-	-
ARMY	-	-	-	-	-
INDIANA	-	-	-	-	-
at Ohio State					
at Maryland					
ILLINOIS					
at Northwestern					
MICHIGAN					
Michigan State					

## KICKING &amp; PUNTING

## KICKOFFS

Season	KO	Total Yards	TB	OB	Kick Avg.	Rtrns	Rtn Yds	Yds/Rtn
Julius	32	2,052	18	2	64.1	-	-	-
Davis	1	62	-	-	62.0	-	-	-
--						13	340	26.2

Season	KO	Total Yards	TB	OB	Kick Avg.	Rtrns	Rtn Yds	Yds/Rtn
at Temple	3	195	1	-	65.0	2	36	18.0
BUFFALO	6	383	3	-	63.8	3	54	18.0
RUTGERS	5	318	4	-	63.6	1	8	8.0
SAN DIEGO ST.	8	513	5	1	64.1	2	137	68.5
AMRY	5	318	1	-	63.6	4	85	21.2
INDIANA	6	387	4	1	64.5	1	20	20.0
at Ohio State								
vs. Maryland								
ILLINOIS								
at Northwestern								
MICHIGAN								
at Michigan State								

## PUNTING

Game	No	Total Yds	Avg	Long	FC	I20	50+	Blk
Pasquariello	20	811	40.5	55	1	4	6	-
Gulla	17	659	38.8	52	5	7	3	-

Game	No	Total Yds	Avg	Long	FC	I20	50+	Blk
at Temple	9	351	39.0	55	-	3	2	-
BUFFALO	3	115	38.3	55	-	-	1	-
RUTGERS	5	205	41.0	52	3	5	1	-
SAN DIEGO ST.	7	294	42.0	51	1	1	2	-
ARMY	6	195	32.5	46	1	1	-	-
INDIANA	7	310	44.3	54	1	1	3	-
at Ohio State								
vs. Maryland								
ILLINOIS								
at Northwestern								
MICHIGAN								
at Michigan State								



## INDIVIDUAL GAME-BY-GAME

## TACKLES

(TTL-UA-A)	at TEM	BUF	RUT	SDSU	ARMY	IND	at OSU	at UMD	ILL	at NW	MICH	at MSU
Allen, Marcus	3-2-1	6-3-3	11-7-4	1-0-1	DNP	9-4-5						
Apke, Troy	1-0-1	3-2-1	1-1-0	3-3-0	5-1-4	3-2-1						
Barney, Tarow	1-0-1	1-0-1	-	2-0-2	-	-						
Bell, Brandon	7-4-3	DNP	9-4-5	4-3-1	DNP	3-1-2						
Bowen, Manny	-	-	2-1-1	-	6-5-1	1-0-1						
Brown, Torrence	-	-	2-0-2	-	4-1-3	-						
Cabinda, Jason	7-3-4	6-2-4	6-3-3	4-0-4	14-6-8	9-4-5						
Campbell, Christian	3-2-1	3-1-2	-	2-0-2	-	5-1-4						
Cooper, Jake	-	3-3-0	-	-	2-1-1	1-0-1						
Cothran, Curtis	1-0-1	1-0-1	2-2-0	2-1-1	4-0-4	1-0-1						
Cothren, Parker	-	2-0-2	1-1-0	2-0-2	1-1-0	1-0-1						
Dudas, Jordan	-	-	-	-	1-1-0	2-0-2						
Godwin, Chris	1-1-0	-	-	2-1-1	-	-						
Golden, Malik	-	2-0-2	2-1-1	3-1-2	2-1-1	-						
Gulla, Chris	DNP	DNP	-	-	1-1-0	DNP						
Haley, Grant	DNP	DNP	2-1-1	3-3-0	4-3-1	3-0-3						
Johnson, Austin	6-1-5	9-4-5	6-1-5	2-0-2	4-1-3	9-4-5						
Lucas, Jordan	4-2-2	5-3-2	9-5-4	DNP	8-5-3	7-5-2						
Nassib, Carl	10-4-6	5-4-1	4-1-3	2-2-0	2-2-0	4-4-0						
Oruwariye, Amani	-	-	1-1-0	-	2-0-2	-						
Pasquariello, Daniel	1-1-0	-	DNP	DNP	-	-						
Reeder, Troy	2-1-1	7-5-2	8-4-4	6-2-4	4-2-2	3-1-2						
Reid, John	5-2-3	1-1-0	2-1-1	2-2-0	-	1-0-1						
Schwan, Evan	2-1-1	4-0-4	2-0-2	-	DNP	1-0-1						
Scott, Nick	2-1-1	1-1-0	-	-	1-0-1	-						
Sickels, Garrett	4-2-2	1-0-1	1-0-1	3-1-2	1-0-1	5-1-4						
Smith, Jordan	2-0-2	-	-	1-1-0	-	-						
Walker, Von	1-0-1	1-1-0	1-0-1	-	3-2-1	1-1-0						
Wartman-White, Nyeem	2-2-0	INJ	INJ	INJ	INJ	INJ						
White, Antoine	-	-	3-1-2	3-1-2	1-1-0	1-0-1						
Williams, Trevor	6-4-2	5-5-0	2-1-1	1-0-1	-	3-1-2						
Wooten Jr., Gary	3-2-1	DNP	-	1-0-1	-	1-0-1						
Yazujian, Tyler	-	-	-	-	-	1-0-1						
Zanellato, Matt	1-0-1	-	-	-	DNP	-						
Zettel, Anthony	5-3-2	5-2-3	2-1-1	7-3-4	4-2-2	-						

## TFL &amp; SACKS

TFL (Sacks)	at TEM	BUF	RUT	SDSU	ARMY	IND	at OSU	at UMD	ILL	at NW	MICH	at MSU
Allen, Marcus	-	-	-	-	DNP	1.0 (-)						
Barney, Tarow	0.5 (-)	-	-	0.5 (0.5)	-	-						
Bell, Brandon	2.5 (1.0)	DNP	-	-	DNP	-						
Bowen, Manny	-	-	0.5 (-)	-	-	-						
Brown, Torrence	-	-	1.0 (0.5)	-	1.0 (-)	-						
Cabinda, Jason	-	-	0.5 (-)	-	2.0 (2.0)	-						
Cooper, Jake	-	1.0 (1.0)	-	-	-	-						
Cothran, Curtis	0.5 (-)	-	1.0 (1.0)	1.0 (1.0)	-	-						
Johnson, Austin	1.0 (-)	2.5 (1.5)	2.0 (1.0)	0.5 (-)	-	1.5 (1.0)						
Lucas, Jordan	0.5 (-)	-	1.0 (1.0)	DNP	-	-						
Nassib, Carl	2.5 (1.0)	3.0 (3.0)	1.5 (1.0)	2.0 (2.0)	1.0 (1.0)	2.0 (2.0)						
Reeder, Troy	1.0 (-)	-	1.0 (-)	0.5 (-)	1.0 (-)	10. (-)						
Sickels, Garrett	1.0 (-)	0.5 (0.5)	-	0.5 (0.5)	-	1.0 (1.0)						
White, Antoine	-	-	0.5 (0.5)	1.0 (0.5)	-	-						
Williams, Trevor	2.0 (-)	-	-	-	-	-						
Wooten Jr., Gary	1.0 (-)	-	-	-	-	-						
Zettel, Anthony	2.5 (-)	-	-	2.5 (0.5)	1.0 (-)	-						
<b>TEAM TOTAL</b>	<b>15.0 (2.0)</b>	<b>7.0 (6.0)</b>	<b>9.0 (5.0)</b>	<b>9.0 (5.0)</b>	<b>6.0 (3.0)</b>	<b>7.0 (4.0)</b>						

## INDIVIDUAL GAME-BY-GAME

## ALL-PURPOSE YARDS

	Total	at TEM	BUF	RUT	SDSU	ARMY	IND	at OSU	at UMD	ILL	at NW	MICH	at MSU
Barkley, Saquon	395	1	115	195	84	DNP	DNP						
Godwin, Chris	390	81	75	49	78	66	41						
Scott, Nick	355	-	58	62	81	76	78						
Lynch, Akeel	264	80	46	120	18	DNP	DNP						
Hamilton, DaeSean	207	5	15	86	40	12	49						
Polk, Brandon	183	50	45	6	1	14	67						
Thompkins, DeAndre	177	-	71	21	17	25	43						
Farmer, Koa	168	128	DNP	-	26	14	-						
Allen, Mark	152	40	2	-1	34	17	60						
Blacknall, Saeed	101	-	-	-	101	-	-						
Carter, Kyle	99	-	13	-	47	9	30						
Gesicki, Mike	85	-	14	6	11	33	21						
Lewis, Geno	65	15	11	-	-	-	39						
Reid, John	44	-	-	44	-	-	-						
Thomas, Johnathan	37	DNP	DNP	DNP	DNP	28	9						
Golden, Malik	18	-	18	-	-	-	-						
Wilkerson, Brent	14	-	-	-	-	14	-						
Nassib, Carl	10	-	10	-	-	-	-						
Johnson, Brandon	6	-	-	-	-	-	6						
McSorley, Trace	5	DNP	DNP	-	DNP	DNP	5						
Garrity, Gregg	4	DNP	DNP	DNP	DNP	DNP	4						
Hackenberg, Christian	-34	-59	4	3	-6	3	21						
TEAM	-36	-	-12	1	-17	-8	-						

## RED ZONE RECAP

## PENN STATE

Opponent	Series	Result	Pct.
at Temple	1/1	FG	100%
BUFFALO	4/5	2 TD, 2 FG, 1 End of Half	80%
RUTGERS	3/4	3 TD, 1 INT	75%
SAN DIEGO ST.	6/6	3 TD, 3 FG	100%
ARMY	3/3	1 TD, 2 FG	100%
INDIANA	3/3	2 TD, 1 FG	100%
at Ohio State			
vs. Maryland			
ILLINOIS			
at Northwestern			
MICHIGAN			
at Michigan State			
<b>TOTAL</b>	<b>20/22</b>	<b>11 TD, 9 FG</b>	<b>90.9%</b>
		<b>1 End of Half, 1 INT</b>	

## OPPONENT

Opponent	Series	Result	Pct.
at Temple	3/4	2 TD, 1 FG, 1 Downs	75%
BUFFALO	2/2	2 TD	100%
RUTGERS	1/1	FG	100%
SAN DIEGO ST.	2/2	2 TD	100%
ARMY	1/1	1 TD	100%
INDIANA	1/1	1 TD	100%
at Ohio State			
vs. Maryland			
ILLINOIS			
at Northwestern			
MICHIGAN			
at Michigan State			
<b>TOTAL</b>	<b>10/11</b>	<b>8 TD, 2 FG</b>	<b>90.9%</b>
		<b>1 Downs</b>	

## GAME LEADERS

Opponent	Rushing Attempts	Rushing Yards	Receptions	Receiving Yards	All Purpose Yards	Tackles
at Temple	Hackenberg - 11	Lynch - 78	Godwin - 5	Godwin - 81	Farmer - 128	Nassib - 10
BUFFALO	Lynch - 19	Barkley - 115	Godwin - 5	Godwin - 75	Barkley - 115	Johnson - 9
RUTGERS	Barkley - 21	Barkley - 195	Hamilton - 5	Hamilton - 86	Barkley - 195	Allen - 11
SAN DIEGO ST.	Lynch - 10	Barkley - 62	Hamilton/Godwin - 5	Blacknall - 101	Blacknall - 101	Zettel - 7
ARMY	Scott - 12	Scott - 54	Godwin - 4	Godwin - 66	Scott - 76	Cabinda - 14
INDIANA	Hackenberg - 9	Scott - 57	Godwin - 4	Godwin - 41	Scott - 78	Three Tied - 9
at Ohio State						
at Maryland						
ILLINOIS						
at Northwestern						
MICHIGAN						
Michigan State						





## TURNOVER BY GAME

## PENN STATE: 12 GAINED

TYPE	QTR	PLAYER	PLAYS/ YDS	1st DWNS	RESULT
<b>at Temple (1)</b>					
Fumble	2	Brown by Walker	3/0	-	Punt
<b>BUFFALO (1)</b>					
Interception	2	Nassib of Licata	4-7	-	FG
<b>RUTGERS (3)</b>					
Interception	2	Haley of Laviano	2/12	1	End of Half
Interception	3	Reid of Laviano	4/9	-	Downs
Fumble	4	Reid by Agudosi	4/8	-	Downs
<b>SAN DIEGO STATE (3)</b>					
Fumble	2	Godwin by Mills	4/27	1	TD
Fumble	2	Zettel by Pumphrey	6/23	1	TD
Fumble	4	Johnson by Smith	-	-	TD
<b>ARMY (3)</b>					
Fumble	1	Sickels by Schurr	8/42	2	TD
Fumble	2	Walker by Asberry	4/18	1	Punt
Fumble	2	Bowen by Schurr	7/21	1	FG
<b>INDIANA (1)</b>					
Interception	3	Reid of Cameron	7/52	2	TD

## OPPONENT: 4 GAINED

TYPE	QTR	PLAYER	PLAYS/ YDS	1st DWNS	RESULT
<b>at Temple (1)</b>					
Interception	3	Finch of Hackenberg	1/2	-	TD
<b>BUFFALO (-)</b>					
None					
<b>RUTGERS (1)</b>					
Interception	4	Cioffi of Hackenberg	6/20	2	Punt
<b>SAN DIEGO STATE (1)</b>					
Fumble	3	Bussey by Thompkins	6/21	1	TD
<b>ARMY (-)</b>					
None					
<b>INDIANA (1)</b>					
Fumble	2	Dutra by Allen, Mark	5/12	1	Punt



## TURNOVERS BY PLAYER

### FUMBLES

(# - Lost)	at TEM	BUF	RUT	SDSU	ARMY	IND	at OSU	at UMD	ILL	at NW	MICH	at MSU
Allen, Mark	-	-	-	-	-	1-1						
Hackenberg, Christian	1-0	-	-	-	-	-						
TEAM	-	-	-	1-0	-	-						
Thompkins, DeAndre	-	-	-	1-1	-	-						

### FORCED FUMBLES

	at TEM	BUF	RUT	SDSU	ARMY	IND	at OSU	at UMD	ILL	at NW	MICH	at MSU
Apke, Troy	-	-	1	-	-	-						
Bell, Brandon	1	DNP	-	-	DNP	-						
Cabinda, Jason	-	-	-	-	1	-						
Lucas, Jordan	-	-	1	DNP	-	-						
Nassib, Carl	-	2	-	1	-	2						
Sickels, Garrett	-	-	-	1	-	-						
Zettel, Anthony	-	-	-	-	1	-						

### FUMBLES RECOVERED

	at TEM	BUF	RUT	SDSU	ARMY	IND	at OSU	at UMD	ILL	at NW	MICH	at MSU
Bowen, Manny	-	-	-	-	1	-						
Brown, Torrence	1	-	-	-	-	-						
Godwin, Chris	-	-	-	1	-	-						
Johnson, Austin	-	-	-	1	-	-						
Reid, John	-	-	1	-	-	-						
Sickels, Garrett	-	-	-	-	1	-						
Walker, Von	-	-	-	-	1	-						
Zettel, Anthony	-	-	-	1	-	-						

### INTERCEPTIONS

	at TEM	BUF	RUT	SDSU	ARMY	IND	at OSU	at UMD	ILL	at NW	MICH	at MSU
Haley, Grant	DNP	DNP	1	-	-	-						
Nassib, Carl	-	1	-	-	-	-						
Reid, John	-	-	1	-	-	1						



## SCORING SUMMARY

Game	Plays	Yards	Time	Result	Qtr.
<b>Scoring Play</b>					
<b>at Temple (2)</b>	8	53	1:53	FG	1
Julius field goal (34 yards)					
	6	75	2:41	TD	1
Lynch 42 yard run (Julius kick)					
<b>BUFFALO (5)</b>	2	24	0:37	TD	2
Polk 22 yard run (Julius kick)					
	4	7	1:54	FG	2
Julius field goal (22 yards)					
	12	51	5:07	FG	3
Julius field goal (21 yards)					
	4	62	1:25	TD	4
Hamilton 5 yard pass from Hackenberg (Julius kick)					
	6	74	1:54	TD	4
Barkley 9 yard run (Julius kick)					
<b>RUTGERS (4)</b>	12	80	6:02	TD	2
Thompkins 2 yard run (Julius kick)					
	8	90	3:27	TD	2
Barkley 15 yard run (Julius kick)					
	1	75	0:10	TD	2
Lynch 75 yard run (Julius kick)					
	2	70	0:45	TD	4
Barkley 16 yard run (Julius kick)					
<b>SAN DIEGO STATE (7)</b>	7	66	3:42	TD	1
Barkley 22 yard pass from Hackenberg (Julius kick)					
	7	53	3:18	FG	1
Julius field goal (40 yards)					
	7	72	2:49	FG	2
Julius field goal (24 yards)					
	4	27	1:30	TD	2
Allen, Mark 13 yard pass from Hackenberg (Julius kick)					
	6	23	0:38	TD	2
Godwin 11 yard pass from Hackenberg (Julius kick)					
	--	--	--	TD	4
Johnson, A. 71 yard fumble return (Julius kick)					
	8	52	2:51	FG	4
Julius field goal (26 yards)					
<b>ARMY (4)</b>	8	42	3:29	TD	1
Scott 11 yard run (Julius kick)					
	7	21	3:17	FG	2
Julius field goal (37 yards)					
	5	19	2:40	FG	3
Julius field goal (27 yards)					
	3	91	1:13	TD	3
Gesicki 33 yard pass from Hackenberg (Julius kick)					
<b>INDIANA (5)</b>	4	64	1:06	TD	1
Polk 39 yard pass from Hackenberg (Julius kick)					
	4	80	2:02	TD	2
Hamilton 39 yard pass from Hackenberg (kick failed)					
	7	62	3:08	TD	2
Hackenberg 1 yard run (kick failed)					
	7	52	3:51	TD	4
Hackenberg 5 yard run (Davis kick)					
	7	15	3:33	FG	4
Davis field goal (30 yards)					

## SCORING BREAKDOWN

## PENN STATE DRIVES

**Totals:** 26 scoring drives (17 TD, 9 FG)  
**Special Teams/Defensive Touchdown:** 1  
 Johnson, A. - 71 yd. Fumble Return, SDSU

## LONGEST DRIVES BY:

**Plays:** 12 RUTGERS (9/19)  
 12 BUFFALO (9/12)  
**Yards:** 91 ARMY (10/3)  
 90 RUTGERS (9/19)  
**Time:** 6:02 RUTGERS (9/19)  
 5:07 BUFFALO (9/12)

## OPPONENT DRIVES

**Totals:** 13 scoring drives (10 TD, 3 FG)  
**Special Teams/Defensive Touchdown:** 1  
 Penny - 100 yd Kickoff Return, SDSU

## LONGEST DRIVES BY:

**Plays:** 16 Rutgers (9/19)  
 13 Buffalo (9/12)  
**Yards:** 93 Temple (9/5)  
 84 Army (10/3)  
**Time:** 7:13 Rutgers (9/19)  
 6:40 Temple (9/5)





## LONG PLAY BREAKDOWN

## BY YARDAGE

Yards	Type	Player(s)	Opponent
75*	Rush	Lynch, Akeel	Rutgers
71*	FR	Johnson, Austin	San Diego State
58	PR	Thompkins, DeAndre	Buffalo
58	KR	Scott, Nick	Buffalo
54	Rush	Barkley, Saquon	Rutgers
49	Pass	Godwin, Chris from Hackenberg, Christian	Army
48	Pass	Hamilton, DaeSean from Hackenberg, Christian	Rutgers
46	Pass	Blacknall, Saeed from Hackenberg, Christian	San Diego State
45	Pass	Blacknall, Saeed from Hackenberg, Christian	San Diego State
44	INT	Reid, John	Rutgers
42*	Rush	Lynch, Akeel	at Temple
40	Rush	Barkley, Saquon	Rutgers
39*	Pass	Hamilton, DaeSean from Hackenberg, Christian	Indiana
39*	Pass	Polk, Brandon from Hackenberg, Christian	Indiana
38	Pass	Godwin, Chris from Hackenberg, Christian	Buffalo
35	Rush	Scott, Nick	Indiana
35	Pass	Carter, Kyle from Hackenberg, Christian	San Diego State
34	Rush	Barkley, Saquon	San Diego State
34	KR	Scott, Nick	Rutgers
35	KR	Farmer, Koa	at Temple
33*	Pass	Gesicki, Mike from Hackenberg, Christian	Army
33	Rush	Barkley, Saquon	Buffalo
33	Rush	Polk, Brandon	at Temple
32	Pass	Godwin, Chris from Scott, Nick	San Diego State
30	Pass	Godwin, Chris from Hackenberg, Christian	Rutgers
30	Pass	Godwin, Chris from Hackenberg, Christian	at Temple
30	KR	Farmer, Koa	at Temple
28	Rush	Allen, Mark	Indiana
28	KR	Scott, Nick	San Diego State
26	KR	Farmer, Koa	San Diego State
25	PR	Thompkins, DeAndre	Army
25	KR	Farmer, Koa	at Temple
24	KR	Scott, Nick	San Diego State
24	Rush	Barkley, Saquon	Buffalo
23	KR	Scott, Nick	Rutgers
22	Rush	Hackenberg, Christian	Indiana
22	Pass	Scott, Nick from Hackenberg, Christian	Army
22*	Pass	Barkley, Saquon from Hackenberg, Christian	San Diego State
22*	Rush	Polk, Brandon	Buffalo
21	Pass	Lewis, Geno from Hackenberg, Christian	Indiana
21	Pass	Carter, Kyle from Hackenberg, Christian	Indiana
21	KR	Polk, Brandon	Indiana
21	Rush	Barkley, Saquon	San Diego State
20	KR	Scott, Nick	San Diego State
20	KR	Farmer, Koa	at Temple
20	Rush	Polk, Brandon	Buffalo

## PENN STATE [46 PLAYS]

Play	#	Long	Play	Opponent
Passing:	16	49	Godwin, Chris from Hackenberg, C.	Army
Rushing:	14	75*	Lynch, Akeel,	Rutgers
KR:	12	58	Scott, Nick	Buffalo
PR:	2	58	Thompkins, DeAndre	Buffalo
FR:	1	71*	Johnson, Austin	San Diego State
INT:	1	44	Reid, John	Rutgers

Opp.	#	Long	Play	Type
at Temple	7	42*	Lynch, Akeel	Rush
BUFFALO	7	58	Thompkins, DeAndre/Scott, Nick	PR/KR
RUTGERS	8	75*	Lynch, Akeel	Rush
SAN DIEGO ST.	12	71*	Johnson, Austin	FR
ARMY	4	49	Godwin, Chris from Hackenberg, C.	Pass
INDIANA	8	39*	Twice (Hamilton & Polk from Hackenberg)	Pass
at Ohio State				
vs. Maryland				
ILLINOIS				
at Northwestern				
MICHIGAN				
at Michigan State				

## OPPONENTS [25 PLAYS]

Play	#	Long	Play	Opponent
Passing:	10	32	Poe, Edgar from Schurr, A.J.	Army
Rushing:	8	56	Schurr, A.J.	Army
KR:	6	100*	Penny, Rashaad	San Diego State
INT:	1	26	Finch, Sharif	Temple

Opp.	#	Long	Play	Type
at Temple	8	31	Thomas, Jahad	Rush
BUFFALO	2	29	Taylor, Anthone	Rush
RUTGERS	2	30	Patton, Andre from Laviano, Chris	Pass
SAN DIEGO ST.	5	100*	Penny, Rashaad	KR
ARMY	6	56*	Schurr, A.J.	Rush
INDIANA	2	20	Fuchs, Jordan from Cameron, Danny	Pass
at Ohio State				
vs. Maryland				
ILLINOIS				
at Northwestern				
MICHIGAN				
at Michigan State				

\* - touchdown scored on play



## LONG PLAY BREAKDOWN

**Mark Alled**

**2015:** 1 (1 Rushing)  
**Career:** 1 (1 Rushing)

**2015 Long:**  
 Rushing: 28 yds vs Indiana

**Career Long:**  
 Rushing: 28 yds vs Indiana (2015)

**Saquon Barkley**

**2015:** 7 (6 Rushing, 1 Receiving, 1 TD)  
**Career:** 7 (6 Rushing, 1 Receiving, 1 TD)

**2015 Long:**  
 Rushing: 54 yds vs Rutgers  
 Reception: 22 yds from Hackenberg, vs San Diego State, TD

**Career Long:**  
 Rushing: 54 yds vs Rutgers (2015)  
 Reception: 22 yds from Hackenberg, vs San Diego State, TD (2015)

**Saeed Blacknall**

**2015:** 2 (2 Receiving)  
**Career:** 3 (3 Receiving, 1 TD)

**2015 Long:**  
 Reception: 46 yds from Hackenberg, San Deigo State

**Career Long:**  
 Reception: 46 yds from Hackenberg, San Deigo State (2015)

**Adam Breneman**

**2015:** None  
**Career:** 3 (3 Receiving, 1 TD)

**2015 Long:**  
 None

**Career Long:**  
 Reception: 68 yds at Wisconsin (2013)

**Kyle Carter**

**2015:** 2 (2 Receiving)  
**Career:** 6 (6 Receiving)

**2015 Long:**  
 Reception: 35 yds from Hackenberg vs. San Diego State

**Career Long:**  
 Reception: 35 yds from Hackenberg vs. San Diego State (2015)

**Koa Farmer**

**2015:** 5 (5 KR)  
**Career:** 5 (5 KR)

**2015 Long:**  
 KR: 35 yds at Temple

**Career Long:**  
 KR: 35 yds at Temple (2015)

**Mike Gesicki**

**2015:** 1 (1 Receiving, 1 TD)  
**Career:** 3 (3 Receiving, 1 TD)

**2015 Long:**  
 Reception: 33 yds from Hackenberg vs. Army, TD

**Career Long:**  
 Reception: 33 yds from Hackenberg vs. Army, TD (2015)

**Chris Godwin**

**2015:** 5 (5 Receiving)  
**Career:** 8 (8 Receiving, 1 TD)

**2015 Long:**  
 Reception: 49 yds from Hackenberg vs Army

**Career Long:**  
 Reception: 72 yds from Hackenberg vs Boston College, TD (2014)

**Christian Hackenberg**

**2015:** 16 (15 Passing 1 Rushing, 3 TD)  
**Career:** 83 (82 Passing, 1 Rushing, 19 TD)

**2015 Long:**  
 Pass: 49 yd pass to Godwin vs Army  
 Rushing: 22 yds vs. Indiana

**Career Long:**  
 Pass: 79 yd pass to Lewis vs UCF, TD (2014)  
 Rushing: 22 yds vs. Indiana (2015)

**Grant Haley**

**2015:** None  
**Career:** 20 (1 INT, 19 KR, 1 TD)

**2015 Long:**  
 None

**Career Long:**  
 INT: 30 yds vs Temple, TD (2014)  
 KR: 44 yds vs UCF (2014)

**DaeSean Hamilton**

**2015:** 2 (2 Receiving, 1 TD)  
**Career:** 11 (11 Receiving, 1 TD)

**2015 Long:**  
 Reception: 48 yds vs Rutgers

**Career Long:**  
 Reception: 51 yds vs Northwestern (2014)

**Austin Johnson**

**2015:** 1 (1 FR, 1 TD)  
**Career:** 1 (1 FR, 1 TD)

**2015 Long:**  
 FR: 71 yds vs San Diego State, TD

**Career Long:**  
 FR: 71 yds vs San Diego State, TD (2015)

**Geno Lewis**

**2015:** 1 (Receiving)  
**Career:** 29 (15 Receiving, 14 KR, 3 TD)

**2015 Long:**  
 Reception: 21 yd pass from Hackenberg, Indiana

**Career Long:**  
 Reception: 79 yd pass from Hackenberg vs UCF, TD (2014)  
 KR: 44 yds vs UCF (2013)

**Jordan Lucas**

**2015:** None  
**Career:** 1 (1 INT)

**2015 Long:**  
 None

**Career Long:**  
 INT: 22 yds vs Purdue (2013)

**Akeel Lynch**

**2015:** 2 (2 Rushing, 2 TD)  
**Career:** 12 (12 Rushing, 3 TD)

**2015 Long:**  
 Rushing: 75 yds vs Rutgers, TD

**Career Long:**  
 Rushing: 75 yds vs Rutgers, TD (2015)

**Brandon Polk**

**2015:** 5 (1 Receiving, 3 Rushing, 1 KR, 1 TD)  
**Career:** 5 (1 Receiving, 3 Rushing, 1 KR, 1 TD)

**2015 Long:**  
 Reception: 39 yd pass from Hackenberg, vs Indiana, TD  
 Rushing: 33 yds at Temple  
 KR: 21 yds vs Indiana

**Career Long:**  
 Rushing: 33 yds at Temple (2015)

**John Reid**

**2015:** 1 (1 INT)  
**Career:** 1 (1 INT)

**2015 Long:**  
 INT: 44 yds vs Rutgers

**Career Long:**  
 INT: 44 yds vs Rutgers (2015)

**Nick Scott**

**2015:** 9 (1 Passing, 1 Receiving, 1 Rushing, 6 KR)  
**Career:** 9 (1 Passing, 1 Receiving, 1 Rushing, 6 KR)

**2015 Long:**  
 Pass: 32 yds to Godwin vs San Diego State  
 Reception: 22 yds from Hackenberg vs Army  
 Rushing: 35 yds vs Indiana  
 KR: 58 yds vs Buffalo

**Career Long:**  
 Passing: 32 yds to Godwin vs San Diego State (2015)  
 Reception: 22 yds from Hackenberg vs Army (2015)  
 Rushing: 35 yds vs Indiana (2015)  
 KR: 58 yds vs Buffalo (2015)

**DeAndre Thompkins**

**2015:** 2 (2 PR)  
**Career:** 2 (2 PR)

**2015 Long:**  
 PR: 58 yds vs Buffalo

**Career Long:**  
 PR: 58 yds vs Buffalo (2015)

**Von Walker**

**2015:** None  
**Career:** 5 (4 KR, 1 PR)

**2015 Long:**  
 None

**Career Long:**  
 KR: 35 yds vs Akron (2014)  
 PR: 22 yds vs Eastern Michigan (2013)

**Trevor Williams**

**2015:** None  
**Career:** 4 (1 INT, 3 KR)

**2015 Long:**  
 None

**Career Long:**  
 INT: 33 yds at Wisconsin (2013)  
 KR: 23 yds 2x vs Indiana (2012)

**Anthony Zettel**

**2015:** 1 (1 INT, 1 TD)  
**Career:** 1 (1 INT, 1 TD)

**2015 Long:**  
 None

**Career Long:**  
 INT: 40 yds vs Ohio State, TD (2014)



## SEASON SUPERLATIVES

## PENN STATE INDIVIDUAL

<b>Rushes</b>	21, Barkley, Saquon; Rutgers (9/19)
<b>Yards Rushing</b>	195, Barkley, Saquon; Rutgers (9/19)
<b>TD Rushes</b>	2, Hackenberg, Christian; Indiana (10/10) Barkley, Saquon; Rutgers (9/19)
<b>Long Rush</b>	75, Lynch, Akeel; Rutgers (9/19)
<b>Pass Attempts</b>	39, Hackenberg, Christian; Indiana (10/10)
<b>Pass Completions</b>	21, Hackenberg, Christian; Indiana (10/10) Hackenberg, Christian; San Diego State (9/26)
<b>Yards Passing</b>	296, Hackenberg, Christian; San Diego State (9/26)
<b>TD Passes</b>	3, Hackenberg, Christian; San Diego State (9/26)
<b>Long Pass</b>	49, Hackenberg, Christian to Godwin, Chris; Army (10/3)
<b>Receptions</b>	5, Five Times Last: Hamilton, DaeSean & Godwin, Chris; San Diego State (9/26)
<b>Yards Receiving</b>	101, Blacknall, Saeed; San Diego State (9/26)
<b>TD Receptions</b>	1, Seven Times Last: Hamilton, DeaSean & Polk, Brandon; Indiana (10/10)
<b>Long Reception</b>	49, Godwin, Chris ; Army (10/3)
<b>Field Goals</b>	3, Julius, Joey; San Diego State (9/26)
<b>Long Field Goal</b>	40, Julius, Joey; San Diego State (9/26)
<b>Punts</b>	9, Pasquariello, Daniel; at Temple (9/5)
<b>Punting Avg</b>	44.3, Pasquariello, Daniel; Indiana (10/10)
<b>Long Punt</b>	55, Pasquariello, Daniel; at Temple (9/5) Pasquariello, Daniel; Buffalo (9/12)
<b>Punts Inside 20</b>	5, Gulla, Chris; Rutgers (9/19)
<b>Long Punt Return</b>	58, Thompkins, DeAndre; Buffalo (9/12)
<b>Long Kickoff Return</b>	58, Scott, Nick; Buffalo (9/12)
<b>Tackles</b>	14, Cabinda, Jason; Army (10/3)
<b>Sacks</b>	3.0, Nassib, Carl; Buffalo (9/12)
<b>Tackles For Loss</b>	3.0, Nassib, Carl; Buffalo (9/12)
<b>Interceptions</b>	1, Three Times Last: Reid, John; Indiana (10/10)

## OPPONENT INDIVIDUAL

<b>Rushes</b>	29, Thomas, Jahad; Temple (9/5)
<b>Yards Rushing</b>	135, Thomas, Jahad; Temple (9/5)
<b>TD Rushes</b>	2, Schurr, A.J.; Army (10/3) Thomas, Jahad; Temple (9/5)
<b>Long Rush</b>	56, Schurr, A.J.; Army (10/3)
<b>Pass Attempts</b>	42, Laviano, Chris; Rutgers (9/19)
<b>Pass Completions</b>	27, Laviano, Chris; Rutgers (9/19)
<b>Yards Passing</b>	251, Laviano, Chris; Rutgers (9/19)
<b>TD Passes</b>	2, Licata, Joe; Buffalo (9/12)
<b>Long Pass</b>	32, Schurr, A.J. to Poe, Edgar; Army (10/3)
<b>Receptions</b>	8, Willoughby, Ron; Buffalo (9/12)
<b>Yards Receiving</b>	80, Agudosi, Carlton; Rutgers (9/19) Willoughby, Ron; Buffalo (9/12)
<b>TD Receptions</b>	1, McGill, Marcus; Buffalo (9/12) Willoughby, Ron; Buffalo (9/12)
<b>Long Reception</b>	32, Poe, Edgar; Army (10/3)
<b>Field Goals</b>	2, Jones, Austin; Temple (9/5)
<b>Long Field Goal</b>	40, Jones , Austin; Temple (9/5)
<b>Punts</b>	11, Toth, Erich; Indiana (10/10)
<b>Punting Avg</b>	46.9, Starzyk, Alex; Temple (9/5)
<b>Long Punt</b>	60, Starzyk, Alex; Temple (9/5)
<b>Punts Inside 20</b>	4, Toth, Erich; Indiana (10/10)
<b>Long Punt Return</b>	19, Anderson, Robby; Temple (9/5)
<b>Long Kickoff Return</b>	100, Penny, Rashaad; San Diego State (9/26)
<b>Tackles</b>	13, Oliver, Marcus; Indiana (10/10)
<b>Sacks</b>	3.0, Matakevich, Tyler; Temple (9/5)
<b>Tackles For Loss</b>	3.0, Matakevich, Tyler; Temple (9/5)
<b>Interceptions</b>	1, Cioffi, Anthony; Rutgers (9/19) Finch, Sharif; Temple (9/5)

## PENN STATE TEAM

## PENN STATE TEAM

	Highs	Lows
Rushes	41, Rutgers; 9/19	27, Buffalo; 9/12
Yards Rushing	330, Rutgers; 9/19	72, San Diego State; 9/26
Yards Per Rush	8.0, Rutgers; 9/19	2.1, San Diego State; 9/26
TD Rushes	4, Rutgers; 9/19	0, San Diego State; 9/26
Pass attempts	40, Indiana; 10/10	19, Twice (Army; 10/3)
Pass completions	22, Twice (Indiana; 10/10)	10, Twice (Army; 10/3)
Yards Passing	296, San Diego State; 9/26	103, Buffalo; 9/12
Yards Per Pass	9.1, San Diego State; 9/26	4.1, Buffalo; 9/12
TD Passes	3, San Diego State; 9/26	0, Rutgers; 9/19 0, Temple; 9/5
Total Plays	72, Indiana; 10/10	52, Buffalo; 9/12
Total Offense	471, Rutgers; 9/19	180, Buffalo; 9/12
Yards Per Play	7.8, Rutgers; 9/19	3.5, Buffalo; 9/12
Points	37, San Diego State; 9/26	10, Buffalo; 9/12
Sacks By	6, Buffalo; 9/12	2, Buffalo; 9/12
First Downs	22, Indiana; 10/10	9, Buffalo; 9/12
Penalties	8, Rutgers; 9/19	3, Twice (Indiana, 10/10)
Penalty Yards	80, Rutgers; 9/19	20, Army; 10/3
Turnovers	1, Four Times (Indiana; 10/10)	0, Army; 10/3 0, Buffalo; 9/12
Interceptions By	2, Rutgers; 9/19	0, Three Times (Army, 10/3)
Punts	9, at Temple; 9/5	3, Buffalo; 9/12
Punting Avg	44.3, Indiana; 10/10	38.3, Buffalo; 9/12
Long Punt	55, at Temple; 9/5 55, Buffalo; 9/12	--
Punts inside 20	5, Rutgers; 9/19	0, Buffalo; 9/12
Long Punt Return	58, Buffalo; 9/12	--

## OPPONENT TEAM

## OPPONENT TEAM

	Highs	Lows
Rushes	55, Army; 10/3	32, Rutgers; 9/19
Yards Rushing	261, Army; 10/3	43, Rutgers; 9/19
Yards Per Rush	4.7, Army; 10/3	1.3, Rutgers; 9/19
TD Rushes	3, Temple; 9/5	0, Three Times (SDSU; 9/26)
Pass attempts	42, Rutgers; 9/19	1, Army; 10/3
Pass completions	27, Rutgers; 9/19	1, Army; 10/3
Yards Passing	251, Rutgers; 9/19	32, Army; 10/3
Yards Per Pass	32.0, Army, 10/3	4.9, San Diego State; 9/26
TD Passes	2, Buffalo; 9/12	0, Four Times (Indiana; 10/10)
Total Plays	74, Rutgers; 9/19	56, Army; 10/3
Total Offense	317, Temple; 9/5	234, Indiana; 10/10
Yards Per Play	5.2, Army; 10/3	3.5, Indiana; 10/10
Points	27, Temple; 9/5	3, Rutgers; 9/19
Sacks By	10, Temple; 9/5	0, Twice (Rutgers; 9/19)
First Downs	20, Rutgers; 9/19	13, San Diego State; 9/26
Penalties	14, Buffalo; 9/12	4, Twice (Army; 10/3)
Penalty Yards	107, Buffalo; 9/12	29, Rutgers; 9/19
Turnovers	3, Three Times (Army; 10/3)	1, Three Times (Indiana; 10/10)
Interceptions By	2, Rutgers; 9/19	0, Four Times (Indiana; 10/10)
Punts	11, Indiana; 10/10	4, Army; 10/3
Punting Avg	46.9, at Temple; 9/5	39.0, Army; 10/3
Long Punt	60, at Temple; 9/5	--
Punts inside 20	4, Indiana; 10/10	1, Three Times (SDSU; 9/26)
Long Punt Return	19, at Temple; 9/5	--





## PARTICIPATION CHART

	at TEM	BUF	RUT	SDSU	ARMY	IND	at OSU	at UMD	ILL	at NW	MICH	at MSU
Allen, Marcus (5/5)	ST	ST	ST	ST	--	ST						
Allen, Mark (6/1)	P	P	P	P	ST	P						
Apke, Troy (6/1)	P	P	P	P	ST	P						
Baney, Matthew (5/-)	P	P	P	P	--	P						
Barkley, Saquon (4/-)	P	P	P	P	--	--						
Barney, Tarow (6/-)	P	P	P	P	P	P						
Beh, Noah (6/-)	P	P	P	P	P	P						
Bell, Brandon (4/4)	ST	--	ST	ST	--	ST						
Blacknall, Saeed (6/2)	P	P	P	P	ST	ST						
Bowen, Manny (6/-)	P	P	P	P	P	P						
Brosnan, Brendan (3/-)	--	--	P	--	P	P						
Brown, Torrence (6/-)	P	P	P	P	P	P						
Cabinda, Jason (6/6)	ST	ST	ST	ST	ST	ST						
Campbell, Christian (6/-)	P	P	P	P	P	P						
Carter, Kyle (6/1)	P	P	ST	P	P	P						
Cooper, Jake (6/-)	P	P	P	P	P	P						
Cothran, Curtis (6/-)	P	P	P	P	P	P						
Cothren, Parker (6/-)	P	P	P	P	P	P						
Davis, Tyler (2/-)	--	--	--	--	P	P						
Dowrey, Derek (6/4)	P	ST	ST	ST	ST	P						
Dudas, Jordan (6/-)	P	P	P	P	P	P						
Farmer, Koa (5/-)	P	--	P	P	P	P						
Gaia, Brian (6/6)	ST	ST	ST	ST	ST	ST						
Garrity, Gregg (1/-)	--	--	--	--	--	P						
Gesicki, Mike (6/5)	ST	ST	P	ST	ST	ST						
Godwin, Chris (6/4)	P	ST	ST	P	ST	ST						
Golden, Malik (6/1)	P	P	P	ST	P	P						
Gulla, Chris (5/-)	P	P	P	P	P	--						
Hackenberg, Christian (6/6)	ST	ST	ST	ST	ST	ST						
Haley, Grant (4/4)	--	--	ST	ST	ST	ST						
Hall, Albert (6/-)	P	P	P	P	P	P						
Hamilton, DaeSean (6/5)	ST	ST	ST	ST	ST	ST						
Johnson, Austin (6/6)	ST	ST	ST	ST	ST	ST						
Johnson, Brandon (6/-)	P	P	P	P	P	P						
Julius, Joey (6/-)	P	P	P	P	P	P						
Kline, Ben (1/-)	--	--	--	--	P	--						
Laurent, Wendy (4/1)	--	--	P	P	P	ST						
Lewis, Geno (6/-)	P	P	P	P	P	P						
Liebel, Robby (2/-)	--	--	--	--	P	P						
Lucas, Jordan (5/5)	ST	ST	ST	ST	--	ST						
Lynch, Akeel (4/4)	ST	ST	ST	ST	--	--						
Mahon, Brendan (6/6)	ST	ST	ST	ST	ST	ST						
Mangiro, Angelo (5/5)	ST	ST	ST	ST	ST	--						
McSorley, Trace (2/-)	--	--	P	--	--	P						
Nassib, Carl (6/6)	ST	ST	ST	ST	ST	ST						
Nelson, Andrew (3/3)	ST	ST	--	--	--	ST						
Oruwaraye, Amani (6/-)	P	P	P	P	P	P						
Palmer, Paris (6/5)	ST	P	ST	ST	ST	ST						
Pasquariello, Daniel (4/-)	P	P	--	--	P	P						
Polk, Brandon (6/2)	ST	P	P	ST	ST	P						
Reeder, Troy (6/5)	P	ST	ST	ST	ST	ST						
Reid, John (6/2)	ST	ST	P	P	P	P						
Reihner, Kevin (6/-)	P	P	P	P	P	P						
Salomone, Dom (1/-)	--	--	--	--	--	P						
Schwan, Evan (5/-)	P	P	P	P	--	P						
Scott, Nick (6/1)	P	P	P	P	P	ST						
Sickels, Garrett (6/6)	ST	ST	ST	ST	ST	ST						
Smith, Jordan (5/-)	P	P	P	P	--	P						
Sorrell, Chance (1/-)	--	--	--	--	--	P						
Thomas, Johnathan (2/-)	--	--	--	--	P	P						
Thompkins, DeAndre (6/-)	P	P	P	P	P	P						
Walker, Von (6/2)	P	ST	P	P	ST	P						
Wartman-White,Nyeem (1/1)	ST	--	--	--	--	--						
White, Antoine (6/-)	P	P	P	P	P	P						
Wilkerson, Brent (6/5)	ST	ST	ST	ST	ST	P						
Williams, Trevor (6/6)	ST	ST	ST	ST	ST	ST						
Wooten Jr., Gary (4/-)	P	--	P	P	--	P						
Worley, Daquan (1/-)	--	--	--	--	--	P						
Wright, Chasz (5/-)	P	P	P	--	P	P						
Yazujian, Tyler (6/-)	P	P	P	P	P	P						
Zanellato, Matt (5/-)	P	P	P	P	--	P						
Zettel, Anthony (6/6)	ST	ST	ST	ST	ST	ST						

KEY: ST - Start | P - Participated | (-) - Non-Participant | INJ - Injured



@PennStateFBall



PSUFBall

2015

PSUUnrivaled.com

GoPSUsports.com

**The Automated ScoreBook**  
**Penn State Overall Team Statistics (as of Oct 10, 2015)**  
**All games**

<b>Team Statistics</b>	<b>PSU</b>	<b>OPP</b>
SCORING	151	86
Points Per Game	25.2	14.3
Points Off Turnovers	41	14
FIRST DOWNS	94	94
Rushing	40	43
Passing	46	46
Penalty	8	5
RUSHING YARDAGE	941	702
Yards gained rushing	1132	983
Yards lost rushing	191	281
Rushing Attempts	207	229
Average Per Rush	4.5	3.1
Average Per Game	156.8	117.0
TDs Rushing	10	7
PASSING YARDAGE	1122	952
Comp-Att-Int	89-166-2	93-162-4
Average Per Pass	6.8	5.9
Average Per Catch	12.6	10.2
Average Per Game	187.0	158.7
TDs Passing	7	3
TOTAL OFFENSE	2063	1654
Total Plays	373	391
Average Per Play	5.5	4.2
Average Per Game	343.8	275.7
KICK RETURNS: #-Yards	15-394	13-340
PUNT RETURNS: #-Yards	22-198	17-84
INT RETURNS: #-Yards	4-54	2-26
KICK RETURN AVERAGE	26.3	26.2
PUNT RETURN AVERAGE	9.0	4.9
INT RETURN AVERAGE	13.5	13.0
FUMBLES-LOST	4-2	19-8
PENALTIES-Yards	32-271	43-313
Average Per Game	45.2	52.2
PUNTS-Yards	37-1470	45-1878
Average Per Punt	39.7	41.7
Net punt average	36.4	36.4
KICKOFFS-Yards	33-2114	19-1112
Average Per Kick	64.1	58.5
Net kick average	40.1	35.2
TIME OF POSSESSION/Game	29:55	30:05
3RD-DOWN Conversions	26/84	30/91
3rd-Down Pct	31%	33%
4TH-DOWN Conversions	2/7	2/8
4th-Down Pct	29%	25%
SACKS BY-Yards	25-214	19-105
MISC YARDS	0	0
TOUCHDOWNS SCORED	18	11
FIELD GOALS-ATTEMPTS	9-11	3-4
ON-SIDE KICKS	0-0	1-1
RED-ZONE SCORES	(20-22) 91%	(10-11) 91%
RED-ZONE TOUCHDOWNS	(11-22) 50%	(8-11) 73%
PAT-ATTEMPTS	(16-18) 89%	(11-11) 100%
ATTENDANCE	496755	69176
Games/Avg Per Game	5/99351	1/69176
Neutral Site Games		0/0

<b>Score by Quarters</b>	<b>1st</b>	<b>2nd</b>	<b>3rd</b>	<b>4th</b>	<b>OT</b>	<b>Total</b>
Penn State	34	63	13	41	0	151
Opponents	14	14	31	27	0	86

**The Automated ScoreBook**  
**Penn State Overall Individual Statistics (as of Oct 10, 2015)**  
**All games**

<b>Rushing</b>	gp	att	gain	loss	net	avg	td	lg	avg/g
Barkley, Saquon	4	42	386	13	373	8.9	3	54	93.2
Lynch, Akeel	4	49	276	14	262	5.3	2	75	65.5
Scott, Nick	6	27	127	2	125	4.6	1	35	20.8
Polk, Brandon	6	8	116	0	116	14.5	1	33	19.3
Allen, Mark	6	25	87	12	75	3.0	0	28	12.5
Thomas, J.	2	9	41	4	37	4.1	0	11	18.5
Thompkins, D.	6	5	13	1	12	2.4	1	6	2.0
Johnson, B.	6	2	6	0	6	3.0	0	3	1.0
McSorley, Trace	2	1	5	0	5	5.0	0	5	2.5
Hackenberg, C.	6	32	74	108	-34	-1.1	2	22	-5.7
TEAM	4	7	1	37	-36	-5.1	0	1	-9.0
Total	6	207	1132	191	941	4.5	10	75	156.8
Opponents	6	229	983	281	702	3.1	7	56	117.0

<b>Passing</b>	gp	effic	comp-att-int	pct	yds	td	lg	avg/g
Hackenberg, C.	6	120.32	87-164-2	53.0	1086	7	49	181.0
McSorley, Trace	2	133.60	1-1-0	100.0	4	0	4	2.0
Scott, Nick	6	368.80	1-1-0	100.0	32	0	32	5.3
Total	6	121.90	89-166-2	53.6	1122	7	49	187.0
Opponents	6	107.94	93-162-4	57.4	952	3	32	158.7

<b>Receiving</b>	gp	no.	yds	avg	td	lg	avg/g
Godwin, Chris	6	27	390	14.4	1	49	65.0
Hamilton, D.	6	17	207	12.2	2	48	34.5
Carter, Kyle	6	9	99	11.0	0	35	16.5
Gesicki, Mike	6	9	85	9.4	1	33	14.2
Lewis, Geno	6	6	65	10.8	0	21	10.8
Blacknall, S.	6	4	101	25.2	0	46	16.8
Allen, Mark	6	4	44	11.0	1	16	7.3
Scott, Nick	6	4	43	10.8	0	22	7.2
Polk, Brandon	6	3	46	15.3	1	39	7.7
Wilkerson, B.	6	2	14	7.0	0	7	2.3
Lynch, Akeel	4	2	2	1.0	0	5	0.5
Barkley, Saquon	4	1	22	22.0	1	22	5.5
Garrity, Gregg	1	1	4	4.0	0	4	4.0
Total	6	89	1122	12.6	7	49	187.0
Opponents	6	93	952	10.2	3	32	158.7

<b>Punt Returns</b>	no.	yds	avg	td	lg
Thompkins, D.	17	165	9.7	0	58
Allen, Mark	5	33	6.6	0	14
Total	22	198	9.0	0	58
Opponents	17	84	4.9	0	19

<b>Interceptions</b>	no.	yds	avg	td	lg
Reid, John	2	44	22.0	0	44
Nassib, Carl	1	10	10.0	0	10
Haley, Grant	1	0	0.0	0	0
Total	4	54	13.5	0	44
Opponents	2	26	13.0	0	26

<b>Kick Returns</b>	no.	yds	avg	td	lg
Farmer, Koa	7	168	24.0	0	35
Scott, Nick	6	187	31.2	0	58
Golden, Malik	1	18	18.0	0	18
Polk, Brandon	1	21	21.0	0	21
Total	15	394	26.3	0	58
Opponents	13	340	26.2	1	100

<b>Fumble Returns</b>	no.	yds	avg	td	lg
Reid, John	1	19	19.0	0	19
Johnson, Austin	1	71	71.0	1	71
Total	2	90	45.0	1	71
Opponents	0	0	0.0	0	0



**The Automated ScoreBook**  
**Penn State Overall Individual Statistics (as of Oct 10, 2015)**  
**All games**

Scoring	td	fg	PAT				dxd	saf	pts	Total Offense	g	plays	rush	pass	total	avg/g
			kick	rush	rcv	pass										
Julius, Joey	-	8-9	15-17	-	-	-	-	-	39	Hackenberg, C.	6	196	-34	1086	1052	175.3
Barkley, Saquon	4	-	-	-	-	-	-	-	24	Barkley, Saquon	4	42	373	0	373	93.2
Hackenberg, C.	2	-	-	-	-	-	-	-	12	Lynch, Akeel	4	49	262	0	262	65.5
Lynch, Akeel	2	-	-	-	-	-	-	-	12	Scott, Nick	6	28	125	32	157	26.2
Polk, Brandon	2	-	-	-	-	-	-	-	12	Polk, Brandon	6	8	116	0	116	19.3
Hamilton, D.	2	-	-	-	-	-	-	-	12	Allen, Mark	6	25	75	0	75	12.5
Johnson, Austin	1	-	-	-	-	-	-	-	6	Thomas, J.	2	9	37	0	37	18.5
Godwin, Chris	1	-	-	-	-	-	-	-	6	Thompkins, D.	6	5	12	0	12	2.0
Allen, Mark	1	-	-	-	-	-	-	-	6	McSorley, Trace	2	2	5	4	9	4.5
Thompkins, D.	1	-	-	-	-	-	-	-	6	Johnson, B.	6	2	6	0	6	1.0
Gesicki, Mike	1	-	-	-	-	-	-	-	6	TEAM	4	7	-36	0	-36	-9.0
Scott, Nick	1	-	-	-	-	-	-	-	6	Total	6	373	941	1122	2063	343.8
Davis, Tyler	-	1-1	1-1	-	-	-	-	-	4	Opponents	6	391	702	952	1654	275.7
TEAM	-	0-1	-	-	-	-	-	-	0							
Total	18	9-11	16-18	-	-	-	-	-	151							
Opponents	11	3-4	11-11	-	-	-	-	-	86							

Field Goals	fg	pct.	01-19	20-29	30-39	40-49	50-99	lg	blk	Punting	no.	yds	avg	lg	tb	fc	i20	50+	blk
Julius, Joey	8-9	88.9	0-0	5-5	2-2	1-2	0-0	40	0	Pasquariello, D	20	811	40.5	55	0	1	4	6	0
TEAM	0-1	0.0	0-0	0-0	0-0	0-0	0-1	0	1	Gulla, Chris	17	659	38.8	52	2	5	7	3	0
Davis, Tyler	1-1	100.0	0-0	0-0	1-1	0-0	0-0	30	0	Total	37	1470	39.7	55	2	6	11	9	0
										Opponents	45	1878	41.7	60	2	11	11	4	0
FG Sequence	Penn State				Opponents					Kickoffs	no.	yds	avg	tb	ob	retn	net	ydln	
Temple	(34)				(40),(30)					Julius, Joey	32	2052	64.1	18	2				
Buffalo	49,(22),(21)				47					Davis, Tyler	1	62	62.0	0	0				
Rutgers	-				(34)					Total	33	2114	64.1	18	2	26.2	40.1	24	
San Diego State	(40),(24),55,(26)				-					Opponents	19	1112	58.5	2	1	26.3	35.2	29	
Army West Point	(37),(27)				-														
Indiana	(30)				-														

Numbers in (parentheses) indicate field goal was made.

**The Automated ScoreBook**  
**Penn State Overall Individual Statistics (as of Oct 10, 2015)**  
**All games**

<b>All Purpose</b>	<b>g</b>	<b>rush</b>	<b>rcv</b>	<b>pr</b>	<b>kr</b>	<b>ir</b>	<b>total</b>	<b>avg/g</b>
Barkley, Saquon	4	373	22	0	0	0	395	98.8
Godwin, Chris	6	0	390	0	0	0	390	65.0
Scott, Nick	6	125	43	0	187	0	355	59.2
Lynch, Akeel	4	262	2	0	0	0	264	66.0
Hamilton, D.	6	0	207	0	0	0	207	34.5
Polk, Brandon	6	116	46	0	21	0	183	30.5
Thompkins, D.	6	12	0	165	0	0	177	29.5
Farmer, Koa	5	0	0	0	168	0	168	33.6
Allen, Mark	6	75	44	33	0	0	152	25.3
Blacknall, S.	6	0	101	0	0	0	101	16.8
Carter, Kyle	6	0	99	0	0	0	99	16.5
Gesicki, Mike	6	0	85	0	0	0	85	14.2
Lewis, Geno	6	0	65	0	0	0	65	10.8
Reid, John	6	0	0	0	0	44	44	7.3
Thomas, J.	2	37	0	0	0	0	37	18.5
Golden, Malik	6	0	0	0	18	0	18	3.0
Wilkerson, B.	6	0	14	0	0	0	14	2.3
Nassib, Carl	6	0	0	0	0	10	10	1.7
Johnson, B.	6	6	0	0	0	0	6	1.0
McSorley, Trace	2	5	0	0	0	0	5	2.5
Garrity, Gregg	1	0	4	0	0	0	4	4.0
Hackenberg, C.	6	-34	0	0	0	0	-34	-5.7
TEAM	4	-36	0	0	0	0	-36	-9.0
Total	6	941	1122	198	394	54	2709	451.5
Opponents	6	702	952	84	340	26	2104	350.7



**The Automated ScoreBook**  
**Penn State Overall Defensive Statistics (as of Oct 10, 2015)**  
**All games**

##	Defensive Leaders	gp	Tackles				tfl/yds	Sacks no-yds	Pass defense			Fumbles		blkd	
			ua	a	tot				int-yds	brup	qbh	rcv-yds	ff	kick	saf
40	Cabinda, Jason	6	18	28	46	3.0-33	2.0-33	.	5	.	.	.	1	.	.
99	Johnson, Austin	6	11	25	36	7.5-44	3.5-34	.	.	.	.	1-71	.	.	.
5L	Lucas, Jordan	5	20	13	33	1.5-9	1.0-7	.	2	.	.	.	1	.	.
42	Reeder, Troy	6	15	15	30	4.5-13	.	.	.	.	.	.	.	.	.
2	Allen, Marcus	5	16	14	30	1.5-1	.	.	.	.	.	.	.	.	.
95	Nassib, Carl	6	17	10	27	12.0-78	10.0-75	1-10	.	.	.	.	5	.	.
98	Zettel, Anthony	6	11	12	23	6.0-19	0.5-3	.	3	.	.	1-0	1	.	.
11	Bell, Brandon	4	11	11	22	2.5-8	1.0-5	.	.	.	.	.	1	.	.
10	Williams, T.	6	11	6	17	2.0-4	.	.	2	.	.	.	.	.	.
28	Apke, Troy	6	9	7	16	.	.	.	.	.	.	.	1	.	.
90	Sickels, G.	6	4	11	15	3.0-14	2.0-11	.	1	.	.	1-0	1	.	.
1	Campbell, C.	6	4	9	13	.	.	.	2	.	.	.	.	.	.
15	Haley, Grant	5	7	5	12	.	.	1-0	1	.	.	.	.	.	.
29	Reid, John	6	6	5	11	.	.	2-44	2	.	.	1-19	.	.	.
52	Cothran, Curtis	6	3	8	11	2.5-27	2.0-26	.	.	.	.	.	.	.	.
43	Bowen, Manny	6	6	3	9	0.5-2	.	.	.	.	.	1-0	.	.	.
94	Schwan, Evan	5	1	8	9	.	.	.	1	.	.	.	.	.	.
6	Golden, Malik	6	3	6	9	.	.	.	1	.	.	.	.	.	.
9W	White, Antoine	6	3	4	7	1.5-6	1.0-5	.	.	.	.	.	.	.	.
25	Walker, Von	6	4	3	7	.	.	.	.	.	.	1-0	.	.	.
4C	Cothren, Parker	6	2	5	7	.	.	.	.	.	.	.	.	.	.
33	Cooper, Jake	6	4	2	6	1.0-11	1.0-11	.	1	.	.	.	.	.	.
1B	Brown, Torrence	6	1	5	6	2.0-5	0.5-1	.	.	.	.	1-0	.	.	.
8	Wooten Jr., G.	4	2	3	5	1.0-2	.	.	.	.	.	.	.	.	.
91	Barney, Tarow	6	.	4	4	1.0-5	0.5-3	.	.	.	.	.	.	.	.
24	Scott, Nick	6	2	2	4	.	.	.	.	.	.	.	.	.	.
20	Dudas, Jordan	6	1	2	3	.	.	.	.	.	.	.	.	.	.
1S	Smith, Jordan	5	1	2	3	.	.	.	.	.	.	.	.	.	.
21	Oruwariye, A.	6	1	2	3	.	.	.	.	.	.	.	.	.	.
12	Godwin, Chris	6	2	1	3	.	.	.	.	.	.	1-0	.	.	.
5W	Wartman-White,N	1	2	.	2	.	.	.	.	.	.	.	.	.	.
44	Yazujian, Tyler	6	.	1	1	.	.	.	.	.	.	.	.	.	.
37	Gulla, Chris	5	1	.	1	.	.	.	.	.	.	.	.	.	.
93	Liebel, Robby	2	.	1	1	.	.	.	.	.	.	.	.	.	.
92	Pasquariello, D	4	1	.	1	.	.	.	.	.	.	.	.	.	.
80	Zanellato, Matt	5	.	1	1	.	.	.	.	.	.	.	.	.	.
Total		6	200	234	434	53-281	25-214	4-54	21	.	.	8-90	11	.	.
Opponents		6	218	154	372	43-157	19-105	2-26	20	.	.	2-0	1	1	.