



2018 Penn State Softball Notes

2018 Schedule / Results

Overall: 7-37 // Big Ten: 3-14

February

Feb. 9	vs. No. 11 Alabama \$	L, 10-0 (5)
Feb. 9	vs. Virginia Tech \$	L, 3-1
Feb. 10	vs. Georgia Tech \$	Cancelled
Feb. 10	vs. No. 14 Ole Miss \$	Cancelled
Feb. 11	vs. Lipscomb \$	Cancelled
Feb. 16	vs. Virginia Tech ^	L, 1-0
Feb. 17	at Duke	L, 7-5
Feb. 17	vs. Virginia Tech ^	L, 9-6
Feb. 18	at Duke	L, 7-2
Feb. 23	vs. UCF #	L, 4-0
Feb. 23	at Jacksonville #	W, 4-2
Feb. 24	vs. Western Carolina #	L, 5-1
Feb. 24	at Jacksonville #	L, 3-2
Feb. 25	vs. JMU #	L, 4-1

March

March 6	at No. 6 Texas A&M	L, 8-0 (5)
March 7	at Lamar	L, 8-3
March 9	vs. Northwestern &	L, 13-0 (5)
March 10	vs. Lipscomb &	L, 9-1
March 10	vs. Northwestern &	L, 6-4
March 11	vs. Iowa State &	L, 3-0
March 11	at Houston &	L, 3-0
March 17	KENT STATE	L, 6-5
March 17	KENT STATE	W, 6-5
March 18	KENT STATE	W, 11-10 (9)
March 21	HOFSTRA	Cancelled
March 21	HOFSTRA	Cancelled
March 24	MARYLAND *	W, 8-3
March 24	MARYLAND *	L, 8-0 (5)
March 25	MARYLAND *	L, 4-3
March 28	ROBERT MORRIS	W, 9-7
March 28	ROBERT MORRIS	L, 5-0
March 30	at Rutgers *	L, 6-5
March 31	at Rutgers *	L, 4-2

April

April 1	at Rutgers *	W, 7-3
April 3	PITTSBURGH	Cancelled
April 6	No. 17 MICHIGAN *	L, 14-2 (6)
April 7	No. 17 MICHIGAN *	L, 3-0
April 8	No. 17 MICHIGAN *	L, 11-1 (5)
April 11	at No. 22 Ohio State *	L, 9-1 (6)
April 11	at No. 22 Ohio State *	L, 7-4
April 13	MICHIGAN STATE *	W, 8-6
April 14	MICHIGAN STATE *	L, 7-1
April 14	MICHIGAN STATE *	L, 6-2
April 18	SAINT FRANCIS (DH)	L, 8-2
April 18	SAINT FRANCIS	L, 9-1 (5)
April 20	at Indiana *	L, 8-0 (5)
April 21	at Indiana *	L, 4-1
April 22	at Indiana *	L, 8-0
April 25	BUCKNELL (DH)	L, 7-6 (10)
April 25	BUCKNELL	L, 13-1 (5)
April 27	ILLINOIS *	8 p.m.
April 28	ILLINOIS *	3 p.m.
April 29	ILLINOIS *	12 p.m.

May

May 4	at Minnesota *	7 p.m.
May 5	at Minnesota *	2 p.m.
May 6	at Minnesota *	2 p.m.
May 10	at Big Ten Tournament	TBA
May 11	at Big Ten Tournament	TBA
May 12	at Big Ten Tournament	TBA

BOLD CAPS - Home Games at Beard Field
 * - Conference game \$ - Sand Dollar Classic
 ^ - Big Ten/ACC Challenge
 # - JU Tournament
 & - Houston Tournament
 All Times Eastern

THE MATCHUP



**PENN STATE
NITTANY LIONS**
GoPSUsports.com

VS



**ILLINOIS
FIGHTING ILLINI**
FightingIllini.com

2018 Record 7-37 (3-14, B1G)
Last Game L, 13-1 (5) vs. Bucknell
Head Coach Amanda Lehotak
Series Record Penn State leads, 31-6
Last Meeting W, 6-5 - April 19, 2017

2018 Record 31-15 (9-6 B1G)
Last Game W, 5-4 vs. Eastern Illinois
Head Coach Tyra Perry
Live Stats GoPSUsports.com
Video LionVision

PROBABLE STARTERS

Pos.	No.	Name	AVG	H	RBI
C	22	Haley Vallejos	.172	10	3
1B	82	Meghan Williams	.258	16	4
2B	2	Amanda Grieco	.185	15	8
SS	21	Gianna Arrizurieta	.172	15	4
3B	13	Paige Johnson	.189	17	11
LF	9	Tori Dubois	.304	41	25
CF	42	Toni Polk	.263	35	13
RF	3	Christa Wagner	.195	8	2
DP	5	Kennedy Legg	.225	18	12

Pos.	Name	L/R	W-L	ERA	APP	GS
P	Jessica Cummings	R	5-13	4.73	37	23
P	Madison Shaffer	R	2-19	6.61	32	16
P	Ashton Mensinger	R	0-1	3.45	15	0
P	Madey Smith	R	0-4	31.50	8	5



NOTES AND HEADLINES

PENN STATE WRAPS UP HOME SLATE

The Penn State softball team plays its final home contests of the 2018 season when it takes on Illinois in a Big Ten Conference series Friday, April 27-Sunday, April 29. The Nittany Lions and the Fighting Illini will be featured on the Big Ten Network in the series opener Friday, April 27 at 8 p.m., while game two of the series will be played at 3 p.m. on Saturday, April 28. The series finale is set for Sunday, April 29 at noon where Penn State will honor the careers of seniors **Gianna Arrizurieta**, **Jessica Cummings**, and **Ashton Mensinger**.

CATCHING THE GAMES FROM HOME

Fans who cannot make the trip to Nittany Lion Softball Park and Beard Field can catch all the action live by following along with live Twitter updates @PennStateSB while also following live stats at GoPSUsports.com and watching live on the Big Ten Network for Friday's game against the Fighting Illini. Fans can catch the rest of the series with Illinois live on LionVision.

QUICK FACTS

2018 ROSTER

PENN STATE UNIVERSITY

Location..... University Park, Pa.
 Founded 1855
 Enrollment..... 46,610
 Nickname..... Nittany Lions
 Colors Blue and White
 Conference Big Ten Conference
 Home Facility Nittany Lion Softball Park (1,084)
 President..... Dr. Eric J Barron
 Director of Athletics Sandy Barbour
 Senior Women's Administrator Charmelle Green
 Faculty Representative Dennis Scanlon
 Athletics Website GoPSUsports.com

COACHING STAFF

Head Coach..... Amanda Lehotak (Fifth Year)
 Alma Mater Nebraska-Omaha '03
 Overall Record 291-363 (12 Years)
 Record at Penn State 103-157 (Five Years)
 Email ajl22@psu.edu

Assistant Coach Sarah Sigrest (Third Year)
 Alma Mater Jacksonville '12
 Email szs34@psu.edu

Assistant Coach ... Jennifer Abrams (Second Year)
 Alma Mater Providence '11
 Email jea41@psu.edu

NITTANY LION SOFTBALL PARK

Office 302 Nittany Lion Softball Park
 Park Avenue
 University Park, PA 16802
 Office Phone (814) 865-0936
 Office Fax (814) 863-8120

ATHLETIC COMMUNICATIONS

Softball Contact..... Megan Samassa
 Office Phone 814-865-7993
 Cell Phone 814-321-3804
 Email mps5768@psu.edu
 Fax 814-863-3165
 Mailing Address 101 Bryce Jordan Center
 University Park, Pa. 16802

2018 PENN STATE SOFTBALL NUMERICAL ROSTER

No.	Name	Pos.	Yr.	B/T	Hometown/High School
1	Jessica Cummings	P	Sr.	L/R	Owings, Md./Northern
2	Amanda Grieco	INF	So.	R/R	Basking Ridge, N.J./Union Catholic Regional
3	Christa Wagner	OF	So.	L/R	Plainville, Mass./King Phillip
5	Kennedy Legg	C	So.	R/R	Keller, Texas/Keller
6	Madison Shaffer	P	Jr.	L/R	New Castle, Pa./Neshannock
8	Dani Fey	UTL	Fr.	R/L	Bangor, Pa./Bangor
9	Tori Dubois	UTL	Jr.	R/R	Mt. Vernon, N.H./Bishop Guertin
10	Emily Hudgins	INF	Fr.	L/R	Wadsworth, Ill./Warren Township
11	Erin Murray	OF	Fr.	R/R	Great Falls, Va./Paul VI Catholic
12	Ashton Mensinger	P	Sr.	R/R	Nescopeck, Pa./Berwick
13	Paige Johnson	INF	Jr.	L/R	Clarksville, Tenn./Montgomery Central
18	Madey Smith	P	So.	R/R	Washington, N.J./Warren Hills Regional
21	Gianna Arrizurieta	INF	Sr.	R/R	Pembroke Pines, Fla./American Heritage Plantation
22	Haley Vallejos	C	Fr.	R/R	Chandler, Ariz./Corona Del Sol
26	Delaney Elling	INF/C	So.	R/R	Washington, Pa./Trinity
28	Tori Hackenberg	INF	Fr.	R/R	Mifflinburg, Pa./Mifflinburg Area
41	Destiny Weber	C/INF	So.	R/R	Grafton, Ohio/Keystone
42	Toni Polk	INF/OF	Jr.	L/R	Niagara Falls, N.Y./Niagara Falls
82	Meghan Williams	INF	Jr.	R/R	Bethlehem, Pa./Salisbury

2018 PENN STATE SOFTBALL ALPHABETICAL ROSTER

No.	Name	Pos.	Yr.	B/T	Hometown/High School
21	Gianna Arrizurieta	INF	Sr.	R/R	Pembroke Pines, Fla./American Heritage Plantation
1	Jessica Cummings	P	Sr.	L/R	Owings, Md./Northern
9	Tori Dubois	UTL	Jr.	R/R	Mt. Vernon, N.H./Bishop Guertin
26	Delaney Elling	INF/C	So.	R/R	Washington, Pa./Trinity
8	Dani Fey	UTL	Fr.	R/L	Bangor, Pa./Bangor
2	Amanda Grieco	INF	So.	R/R	Basking Ridge, N.J./Union Catholic Regional
28	Tori Hackenberg	INF	Fr.	R/R	Mifflinburg, Pa./Mifflinburg Area
10	Emily Hudgins	INF	Fr.	L/R	Wadsworth, Ill./Warren Township
13	Paige Johnson	INF	Jr.	L/R	Clarksville, Tenn./Montgomery Central
5	Kennedy Legg	C	So.	R/R	Keller, Texas/Keller
12	Ashton Mensinger	P	Sr.	R/R	Nescopeck, Pa./Berwick
11	Erin Murray	OF	Fr.	R/R	Great Falls, Va./Paul VI Catholic
42	Toni Polk	INF/OF	Jr.	L/R	Niagara Falls, N.Y./Niagara Falls
6	Madison Shaffer	P	Jr.	L/R	New Castle, Pa./Neshannock
18	Madey Smith	P	So.	R/R	Washington, N.J./Warren Hills Regional
22	Haley Vallejos	C	Fr.	R/R	Chandler, Ariz./Corona Del Sol
3	Christa Wagner	OF	So.	L/R	Plainville, Mass./King Phillip
41	Destiny Weber	INF	So.	R/R	Grafton, Ohio/Keystone
82	Meghan Williams	INF	Jr.	R/R	Bethlehem, Pa./Salisbury

Head Coach: Amanda Lehotak (Fifth Season)
Assistant Coach: Sarah Sigrest (Third Season)
Assistant Coach: Jennifer Abrams (Second Season)
Volunteer Assistant Coach: Sara Haefeli
Director of Operations: Christina Diaz

PRONUNCIATIONS

Gianna Arrizurieta Gee-on-AH
 AH-RIH-zur-E-et-AH
 Tori Dubois..... Do-Boys
 Dani Fey..... Fay
 Amanda Grieco..... Greck-o
 Sara Haefeli Hay-flee
 Amanda Lehotak Leh-HO-tack
 Sarah Sigrest Sigh-grest
 Haley Vallejos..... Va-lay-hose

BIG TEN STANDINGS

2018 NOTES AND HEADLINES

	BIG TEN		OVERALL	
	W-L	%	W-L	%
Michigan	13-1	.929	38-7	.844
Indiana	13-2	.867	21-25	.457
Minnesota	10-3	.769	27-14	.669
Northwestern	11-5	.688	29-13	.690
Ohio State	10-6	.625	29-11	.725
Illinois	9-6	.600	30-15	.667
Nebraska	8-8	.500	30-17	.638
Wisconsin	6-6	.500	22-17	.564
Maryland	7-10	.412	18-30	.375
Iowa	5-11	.313	19-25	.432
Purdue	4-10	.286	13-34	.277
Michigan State	4-11	.267	16-24	.400
Penn State	3-14	.176	7-35	.167
Rutgers	2-12	.143	17-26	.395

As of: Monday, April 24, 2018

ON DECK THIS WEEK

Tuesday, April 24

Eastern Michigan at Michigan State

Wednesday, April 25

Wisconsin at Minnesota (DH)

Central Michigan at Michigan State

Indiana at Purdue (DH)

Iowa at Iowa State

Buckell at Penn State (DH)

Loyola Chicago at Northwestern

Rutgers at LIU Booklyn

Eastern Illinois at Illinois

Friday, April 27

Rutgers at Michigan State

Iowa at Northwestern

Michigan at Indiana

Wisconsin at Nebraska

Maryland at Ohio State

Minnesota at Purdue

*Illinois at Penn State***Saturday, April 28**

Rutgers at Michigan State

Iowa at Northwestern

Michigan at Indiana

Wisconsin at Nebraska

Maryland at Ohio State

Minnesota at Purdue

*Illinois at Penn State***Sunday, April 29**

Rutgers at Michigan State

Iowa at Northwestern

Michigan at Indiana

Wisconsin at Nebraska

Maryland at Ohio State

Minnesota at Purdue

Illinois at Penn State

SERIES HISTORY WITH ILLINOIS

Illinois leads the all-time series, 24-12, having won the last two games. Last season, the Nittany Lions met up with Illinois in the quarterfinals of the Big Ten Tournament, falling 3-0. The Blue and White bats started strong, with **Toni Polk** going 2-for-3 at the plate. However, Illinois defense was able to hold off Penn State's offense. The Fighting Illinois scored in the bottom of the first inning on a triple and a suicide squeeze; and the Nittany Lions were not able to answer back through the remaining six innings of action.

SCOUTING THE FIGHTING ILLINI

Illinois eclipsed the 30-win mark this season as it comes into the weekend series with a 31-15 overall record and a 9-6 record in Big Ten Conference play. The Fighting Illini are the best batting team in the conference with a team average of .324 with 420 hits in 46 contests. Kiara Sherlund ranks third in the B1G and leads Illinois with a .402 batting average that includes 70 hits, 5 doubles, eight triples, four home runs and 38 RBI. Sherlund has also swiped 11 bases on 13 attempts and been walked six times this season, while striking out just 12 times. Along with Sherlund, Illinois has big power from Maddi Doane and Bella Loya, who have hit a combined 17 home runs this season with nine and eight, respectively. Finally, six Fighting Illini are hitting above .300 this season for coach Tyra Perry's squad. In the circle, Illinois has looked to four different hurlers at some point this season with Emily Oestreich making 33 appearances and 24 starts. Oestreich has thrown 1115.2 innings and struck out 89 with a 3.87 ERA, while Taylor Edwards has thrown 111.2 innings and carries a 3.45 ERA.

SENIOR SPOTLIGHTS

>> **Gianna Arrizurieta** - Has appeared in 104 games with 82 starts in her four year career as a Nittany Lions in a variety of roles and positions. The Pembroke Pines, Florida native in a two-time Academic All-Big Ten honoree and a 2017 Big Ten Sportsmanship Award winner.

>> **Jessica Cummings** - Has made 96 appearances with 56 starts in the circle, throwing a total of 321.2 innings for Penn State. The Owings, Maryland native is a two-time Academic All-Big Ten honoree and a NFCA Easton Scholar-Athlete.

>> **Ashton Mensinger** - Walked on the team in 2018 after being a student manager for two seasons. Mensinger appeared in 15 games this season and has thrown 22.1 innings.

LEGG FINDING THE LONG BALL

Recently, sophomore Kennedy Legg has found some big hits when getting up to bat for the Nittany Lions. Legg, a transfer from Ole Miss, has three home runs this season, which ranks second on the team. This past weekend at Indiana, the sophomore catcher added her third round-tripper of the season on a ball off the right field foul pole. In her first season donning the Blue and White, Legg has 18 hits and 11 RBI.

Amanda Lehotak at a Glance



Amanda Lehotak enters her fifth season as the Penn State softball head coach in 2018.

In her fourth season at the helm, Lehotak led the Nittany Lions to 23 wins, including to the quarterfinals of the Big Ten Tournament after an upset victory over Nebraska. The Blue and White picked up two wins over ranked opponents in the 2017 campaign, including beating then-No. 4 LSU and then-No. 25 Ohio State. Lehotak guided First Team All-Big Ten selection Tori Dubois

to a .457 batting average in Big Ten play to rank third in the conference, while Rebecca Ziegler notched Big Ten All-Tournament honors in 2017. Senior Shelby Miller closed out her career under Lehotak ranking second in Penn State career laurels with 118 RBIs and went out as the career sacrifice hit leader with nine, while senior Kristina Brackpool ranks No. 7 all-time with 106 RBIs and No. 9 all-time with 19 home runs. In the circle, the Nittany Lions saw an increase in complete games going from 16 in 2016 to 25 in 2016, while strikeouts jumped from 180 to 194 in the 2017 campaign. Senior Marlaina Laubach started a team-best 25 games and threw 14 complete games en route to 12 wins. The right-handed hurler closed out her career as the all-time leader with 139 appearances in the circle and ranks third with 97 starts and fourth with four career saves. Laubach tallied 46 career victories to rank sixth all-time and tossed 611.1 innings to rank fifth all-time in Nittany Lion laurels, while her 49 complete games and 323 strikeouts rank seventh all-time for the Blue and White.

Lehotak led Penn State to its most successful season since the 2011 campaign with a 30-24 overall record and a fourth-place 14-9 record in the Big Ten Conference, breaking three offensive records in the process. The 2016 Nittany Lions posted a record-breaking .314 batting average with 468 hits that included 75 doubles. The Blue and White got off to its best start in conference action in the history of the program with an 11-3 record before winning a program-best five conference series and sweeping three B1G series in 2016. Penn State carried an 11-game win streak at Nittany Lion Softball Park and Beard Field, sweeping two conference series at home. The Blue and White secured 14 wins in 2016, which ranks second in program history and earned 10 wins for just the eighth time in program history. Furthermore, the Nittany Lions reached their 10 conference victories in fewer games than any other team as it took just 13 conference contests. The Nittany Lion offense had 23 games with 10-or-more hits and scored 10-or-more runs on nine occasions. After the conclusion of conference play, the Blue and White paced the conference with 457 hits, while ranking third with a .317 batting average and a .969 fielding percentage.

In 2016, senior Macy Jones broke the Penn State career RBI record and walk record with 137 career RBI and 100 career walks donning the Blue and White. Furthermore, under Lehotak's tutelage, Jones ranks in the top-10 in six single season batting categories and nine career batting categories at Penn State. Senior Lexi Knief also closed out her career in the top-10 of seven career batting categories for the Nittany Lions.

Defensively, Penn State finished the season ranked third in the Big Ten with a .969 fielding percentage, while senior Reina Furuya tied for third all-time in single game assists with eight against Saint Francis. In the circle, Marlaina Laubach established herself as the ace for Lehotak, tying for third in Penn State season history with 41 appearances and ranking fourth with 29 starts. Laubach also ranks 15th in innings pitched, tossing 165.2 for the Nittany Lions in the 2016 campaign.

Year	School	Overall	Conf
2007	Jacksonville	15-43	4-14
2008	Jacksonville	21-39	5-17
2009	Jacksonville	24-31	7-13
2010	Jacksonville	33-23	10-10
2011	Jacksonville	44-16	18-2
2012	Texas-San Antonio	24-28	12-8
2013	Texas-San Antonio	27-26	9-12
2014	Penn State	14-35	5-18
2015	Penn State	29-28	9-14
2016	Penn State	30-24	14-9
2017	Penn State	23-33	8-15
2018	Penn State	7-37	3-14
12 Years	Totals	291-363	105-149

2018 NOTES AND HEADLINES

VALLEJOS SEIZING OPPORTUNITIES

Freshman **Haley Vallejos** came on as a pinch hitter in both games against Saint Francis and proved to do a job for the Nittany Lions. In game one against the Red Flash, with runners on first and third, Vallejos drove a deep sacrifice fly into center field to score the runner on third for the Blue and White. In game two, Vallejos stepped in in her second pinch hit situation of the night and this time drove a single up the middle for the Nittany Lions.

DUBOIS LEADING PENN STATE AT THE PLATE

Junior **Tori Dubois** has been one of the top hitters for the Nittany Lion offense the past two seasons and her recent move to the leadoff position has proved to be no different. The Mt. Vernon, New Hampshire native blasted home runs in back-to-back games for the Nittany Lions against Michigan State. Dubois also is hitting .400 when she is the first batter of the inning and .429 when bases are loaded. Furthermore, Dubois is 12-for-35 with runners in scoring position to hold a .324 batting average.

DEFENSE MAKING BIG PLAYS

Despite not being able to come away with a win against Saint Francis, the Penn State defense made some exceptional plays against the Red Flash. Junior **Toni Polk** caught a ball deep in the left center gap to start game one before **Amanda Grieco** made a big back-hand play up the middle in game two to get the lead runner. Finally, **Gianna Arrizurieta**, **Destiny Weber** and Grieco combined on a run down play to get the lead runner in game two against Saint Francis.

GRIECO STEPS UP

Sophomore walk-on **Amanda Grieco** was given the opportunity to pinch hit with runners in scoring position against Michigan Friday, April 6. The Basking Ridge, New Jersey native dug in and roped a double into the left center field gap, bringing in both of Penn State runs against the Wolverines. The extra-base hit marked the first of her career donning the Blue and White. Grieco has since earned the start at second base and was on a five-game reached base streak prior to the Saint Francis doubleheader for the Nittany Lions. The starting second baseman had two hits and brought in two runs for the Blue and White in game one of the three-game series against the Spartans.

ELLING WORKS THE PLATE AT No. 22 OHIO STATE

Sophomore **Delaney Elling** went a perfect 4-for-4 from the batter's box against No. 22 Ohio State and drove in three of Penn State's four runs in game two. Elling ripped a double off the left center field wall in her first at-bat before following it up with a single to bring in her third run of the day in her second time at the plate. This season, Elling has driven in 12 runs on 20 hits and ranks third on the team with a .238.

2018 NOTES AND HEADLINES

COMFORTABLE AT HOME

The Nittany Lions have seen five of their seven wins come inside the friendly confines of Nittany Lion Softball Park and Beard Field. Penn State picked up the series victory against Kent State before earning one win against Maryland and one win against Robert Morris.

MAKING PROGRESS AGAINST THE WOLVERINES

Despite dropping all the three games to Michigan, head coach **Amanda Lehotak** has seen progress in her team against the No. 17 Wolverines. The Nittany Lions played six innings in game one with sophomore **Amanda Grieco** stepping in as a pinch hitter and ripping her first career extra-base hit to drive in two runs. In Saturday's contest, junior hurler **Madison Shaffer** went all seven innings, giving up just three runs on five hits. In the series finale, junior **Tori Dubois** launched her team-best fifth home run of the season.

SHAFFER THROWS GEM AGAINST No. 17 MICHIGAN

Junior pitcher **Madison Shaffer** had the Wolverine hitters on their toes throughout all seven innings in game two of the series. Shaffer threw a complete game, having given up just two hits threw six innings of work before Michigan scored three runs on three hits in the top of the seventh inning to earn the win. The New Castle, Pennsylvania native struck out four Wolverine hitters in her seven innings of work.

FEY POISED FOR BREAKOUT FRESHMAN SEASON

Freshman **Dani Fey** has been standout at the plate for the Nittany Lions since moving into the leadoff spot in the batting order in the third week of the season. Fey hit .385 in Jacksonville, Florida and carried a .556 on-base percentage, drawing four walks, while also holding a .385 slugging percentage. The freshman outfielder tallied five hits while scoring a team-high five times for the Blue and White in its five games at the JU Tournament. Since then, Fey has maintained the leadoff spot for the Nittany Lions, hitting .341 when she is the first batter of the inning. The Bangor, Pennsylvania native ranks fourth in the Big Ten Conference in walks with 26 base on balls.

POLK PERFECTION

Junior **Toni Polk** put together a perfect plate performance in game three of the Big Ten Conference series against Rutgers, going 4-for-4. The junior outfielder notched two singles and two doubles and drove in one run in the final game against the Scarlet Knights. Polk's performance allowed her to take a team-high .305 batting average and a team-best 29 hits.

BIG HITS AGAINST SCARLET KNIGHTS

The Penn State softball team capped off the weekend series with a 7-3 victory over Rutgers. The Nittany Lions tallied a season-high 16 hits, scoring seven runs and committing just one error in the field. Junior **Toni Polk** had a perfect day at the plate going 4-for-4 with one RBI. Junior **Meghan Williams** also had a big day at the dish for the Blue and White, going 3-for-4. Juniors **Tori Dubois** and **Paige Johnson** had two hits and two RBI on the day and sophomore **Destiny Weber** had two hits and one RBI. Dubois and Weber both had home runs for the Nittany Lions with Dubois hitting her third in four games and Weber ripping her first of the season.

FLASHING THE LEATHER

The Nittany Lion defense came up with some B1G defensive plays at Rutgers, despite falling in two games. Sophomore **Destiny Weber** made two stellar plays on the hot corner with a diving play and a line drive catch. Also making a huge catch with runners on base was sophomore **Delaney Elling**, who dove for a ball in no-man's land to prevent a run from scoring.

DUBOIS ROPES GRAND SLAM AGAINST ROBERT MORRIS

Junior **Tori Dubois** blasted a grand slam against Robert Morris to propel Penn State to an 8-7 lead in the bottom of the fifth inning, marking the second time this season in which she has knocked in the game-winning run. Dubois hit a walk-off single into right field against Kent State to give Penn State its first home win of the 2018 season. Dubois's grand slam marked the first for the Nittany Lions since the 2017 campaign when **Delaney Elling** laced a shot against Iowa State, March 4.

2018 NOTES AND HEADLINES

COMEBACK KIDS

Penn State has had to work for each of its wins this season, coming back late in the contest from a large deficit to pick up its victories. Penn State came back from a 3-0 deficit against Maryland to pick up the 4-3 victory before going on to score six runs in the bottom of the fifth inning against Robert Morris to take the 9-7 win after trailing 7-0 through the first four and a half innings.

LEHOTAK TALLIES WIN NO. 100 AT PENN STATE

With Penn State's series opening win over Maryland, head coach **Amanda Lehotak** picked up her 100th win at Penn State. Furthermore, the win marked the 289th career win for the Lehotak. Lehotak is in her fifth season with the Nittany Lions, leading Penn State to a Big Ten Tournament quarterfinal appearance in 2017 and a semi-final appearance in 2016. Under Lehotak's tenure, the Blue and White had its most successful season in 2016 since 2011, winning 30 games and finishing fourth in the Big Ten Conference. The team has also broken multiple hitting and pitching records in her five seasons with the Nittany Lions.

HARD WORK PAYS OFF FOR ARRIZURIETA

Senior **Gianna Arrizurieta** has earned a starting position in the Penn State infield and her hard work at the plate finally paid off in the Maryland series. The senior starting shortstop hit just shy of .400, going 3-for-8 at the plate for a .375 batting average in the past three games. Arrizurieta went 2-for-3 at the plate in the final game of the series to start two key rallies for the Nittany Lions, while scoring once.

WILLIAMS CLUTCH AT THE PLATE AGAINST UMD

Junior **Meghan Williams** started all three games at first base against Maryland for the Blue and White, hitting .300 on the weekend with three hits. The junior tallied three hits and drove in two RBI for the Nittany Lions. This season, Williams has started 10 games and ranks third on the team with a .241 batting average. The Bethlehem, Pennsylvania native has seven hits with two RBI and scored three times for the Nittany Lions.

BATS COME ALIVE IN GAME ONE AGAINST UMD

In game one against the Terrapins, the entire Penn State starting lineup tallied at least one hit, while four brought in at least one run and seven scored. Sophomores **Kennedy Legg** and **Destiny Weber** paced the lineup with two RBI each and **Meghan Williams** had two hits with one RBI and scored once. Williams ended the day with a team-high three hits between the two games.

CUMMINGS THROWS TWO COMPLETE GAMES

Senior hurler **Jessica Cummings** pitched two complete games against Maryland, walking just two batters in 14 innings of work and striking out 12. The senior hurler earned the 8-3 win for the Nittany Lions, giving up five hits in seven innings of work, striking out seven and allowing no walks.

PENN STATE WINS IN THRILLING WALK-OFF FASHION

Freshman **Dani Fey** led off the bottom of the ninth inning with a double into left center field for junior **Tori Dubois**, who placed a single over the second baseman's head to score Fey from second and secure the nine-inning 11-10 series win over Kent State for the Penn State softball team Sunday, March 18 at Nittany Lion Softball Park and Beard Field. The Blue and White battled for their victory over the Golden Flashes as it came back to tie the game in both the bottom of the seventh and bottom of the eighth, scoring four runs in the seventh and two in the eighth. In total, the Nittany Lions tallied a season-high 11 runs on 14 hits and did not make an error in the field.

DUBOIS BIG AGAINST KENT STATE

Junior **Tori Dubois** opened the 2018 home campaign for the Nittany Lions with a .455 batting average, lacing five hits, driving in three RBI and scoring four times. Dubois's most important RBI of the weekend came in the bottom of the ninth inning against Kent State when she roped a single over the second baseman's head to score the runner on second and secure the 11-10 walk-off series victory for Penn State. The junior outfielder also had three putouts in left field, while carrying a .538 on-base percentage and a .636 slugging percentage through the three-game series with the Golden Flashes.

FEY POWERFUL LEADING OFF THE LINEUP

Freshman **Dani Fey** continued to be a clutch lead off batter for Penn State as she notched a .462 on-base percentage and a .500 slugging percentage in the three-game series with Kent State. Fey hit .300 on the weekend with three hits, one RBI and scoring twice for the Blue and White, while drawing three walks at the plate. Fey ended the weekend with a double into left field in the bottom of the ninth and scored the winning run on a **Tori Dubois** single into right field.

2018 NOTES AND HEADLINES

SHAFFER FINDS CONFIDENCE IN THE CIRCLE

Junior hurler **Madison Shaffer** found her stride at the Jacksonville Tournament for the Nittany Lions. Shaffer made a statement in the circle in week three of the season, pitching in all five games and making two starts for a total of 16.1 innings. The junior hurler came in against Western Carolina in relief and tossed 4.0 innings, striking out four and surrendering just one run. In her second appearance of the day, Shaffer earned the start and struck out a career-high eight batters at Jacksonville, while giving up just five hits in the loss.

PENN STATE SECURES WIN NUMBER ONE

After searching for its groove with a young team, the Nittany Lions put it all together when they played their second game at Jacksonville Friday, Feb. 23. Penn State used a string of hits to bring in its runs, while getting the leadoff batter on four times in the contest. After the Dolphins tied the game, Penn State would answer to go up by one, 3-2, before Fey scored one final security run to help the Blue and White to a 4-2 victory.

THREE HITTERS EMERGE IN WEEK ONE

Despite playing only 12 innings opening weekend and only one hitter seeing over five at-bats outside, three hitters have emerged to lead Penn State this season. Junior **Tori Dubois** is poised to surpass her 2017 season, securing hits in back-to-back games over the weekend and tallying the lone hit against No. 11 Alabama, while sophomore **Destiny Weber** also notched two hits for the Blue and White. Weber placed a ball to the middle infield against Virginia Tech that would cause a throwing error, scoring Penn State's lone run of the weekend. Finally, junior **Toni Polk** laced the only extra-base hit of the weekend for the Nittany Lions with a double into the outfield.

NEW STARTERS GET FIRST TASTE OF THE FIELD

The Nittany Lions had just one starter returning in the same position in which they started a year ago and fans saw a completely new look at the Sand Dollar Classic. Four newcomers earned starts in the first two contests, while five others started in new positions for the 2018 campaign.

PENN STATE ROAD WARRIORS

The Nittany Lions will open their 2018 season with 20 road games before they play a home contest at Nittany Lion Softball Park and Beard Field. The Blue and White participate in four road tournaments, kicking things off at the Sand Dollar Classic, Feb. 9-11. From there, Penn State will head to the Big Ten/ACC Challenge for the second-straight season where it will take on first-year team Duke as well as Virginia Tech, Feb. 16-18. Lehotak and her squad then travel back to familiar territory for the head coach as the Nittany Lions will play in the Jacksonville Tournament, Feb. 23-25. Finally, Penn State plays a single game against Texas A&M, March 6 and will play in the Houston Tournament, March 9-11.

CONFERENCE TOUR

Penn State will see a slew of representatives from several different conferences this season, taking on teams from 11 different leagues in 2018. The Nittany Lions will take on teams from the American Athletic Conference (UCF, Houston), Atlantic Coast Conference (Georgia Tech, Pitt, Virginia Tech), Atlantic Sun Conference (Jacksonville, Lipscomb), Big 12 (Iowa State), Colonial Athletic Conference (Hofstra, JMU), Mid-American Conference (Kent State), Northeast Conference (Robert Morris, Saint Francis), Patriot League (Bucknell), Southeastern Conference (Alabama, Ole Miss, Texas A&M), and Southland Conference (Central Arkansas).

BLUE AND WHITE TO PLAY 24 HOME GAMES IN 2018

Penn State will play 24 of its 56 scheduled games inside the friendly confines of Nittany Lion Softball Park and Beard Field. The home-heavy schedule will be a nice change for the Blue and White as it played only 15 of its 56 games at home in the 2017 campaign. Penn State will kick off its season with 20 away contests before opening its 2018 home campaign with a weekend series against non-conference opponent Kent State, March 16-18. The Nittany Lions hold a 61-59-1 overall record at Beard Field in its seven year existence which is good for a .504 winning percentage. Penn State will play 10 home contests in the month of March before taking on six opponents in 14 games in the month of April.

2018 NOTES AND HEADLINES

LEHOTAK BRINGS IN FIVE FRESHMEN FOR 2018

Head coach **Amanda Lehotak** brings in five fresh faces for the 2018 season. The 2018 freshman class includes: **Dani Fey**, **Emily Hudgins**, **Erin Murray**, **Haley Vallejos**, and **Tori Hackenberg**. The class consists of two infielders, one outfielder, one catcher, and one utility player.

MORE NEW FACES

Along with its five freshmen additions, Penn State has also added two transfers and two walk-ons. Junior **Paige Johnson** joins the Nittany Lions from Northwest Florida State, while **Kennedy Legg** is a mid-year transfer for Penn State from Ole Miss. Finally, sophomore **Amanda Grieco** and senior **Ashton Mensinger** walked on.

NEW SEASON, NEW LOOK

Penn State softball fans will see a new look on the field as it returns just four starters to its 2018 lineup. The Blue and White will see almost an entirely new infield, while senior **Gianna Arrizurieta** will return to the dirt in a variety of positions in her final season. The Nittany Lions will also have a new look in the outfield as **Tori Dubois** is the lone returner in left field. Finally, Penn State will look to veterans **Jessica Cummings**, **Madison Shaffer** and **Madey Smith** in the circle while also adding help from senior newcomer **Ashton Mensinger**.

TOUGH BIG TEN SCHEDULE

The Big Ten Conference has become one of the most competitive leagues in NCAA Division I softball as it has two teams represented in the preseason Top 25 Coaches Poll with Minnesota coming in at No. 16 and Michigan ranking No. 18. The B1G also has three teams receiving votes to kick off the 2018 campaign. The Nittany Lions will take on both Minnesota and Michigan in regular season contests, as well as Illinois and Ohio State, who are receiving votes.

10 NITTANY LIONS EARNS ACADEMIC ALL-BIG TEN HONORS IN 2017

The Penn State softball team had 10 student-athletes receive spring Academic All-Big Ten accolades following the 2017 winter semester. The returning honorees include: **Gianna Arrizurieta**, **Jessica Cummings**, **Tori Dubois**, and **Madison Shaffer**. To be eligible for Academic All-Big Ten selection, student-athletes must be letterwinners who are in at least their second academic year at their institution and carry a cumulative grade point average of 3.0 or higher.

ABRAMS INDUCTED INTO HIGH SCHOOL HALL OF FAME

Assistant softball coach **Jennifer Abrams** was inducted into the Reading High School Hall of Fame on Saturday, Nov. 18. Abrams earned 11 varsity letters at Reading High School with four in softball and ice hockey and three for field hockey, while captaining all three teams in her career. Upon graduation from Reading High School, Abrams earned a scholarship to Providence College, where she played both softball and field hockey. After completing her four-year softball career, Abrams used her fifth year of eligibility to play field hockey for the Friars.

HAEFELI JOINS STAFF AS VOLUNTEER ASSISTANT COACH

Sara Haefeli enters her first season as the volunteer assistant coach for the Penn State softball program after being hired in the summer of 2017. Haefeli spent two seasons coaching high school and club softball following her graduation from Seton Hall University. At Seton Hall, Haefeli was a four-year letter winner on the softball team where she holds the school record for single game home runs with three. Haefeli graduated from Seton Hall University in 2015 with a dual bachelor's degree from the Stillman School of Business in marketing and sport management, while earning a minor in English.

2018 NOTES AND HEADLINES

DIAZ NAMED DIRECTOR OF OPERATIONS

Head coach **Amanda Lehotak** and the Penn State softball team announced the hiring of **Christina Diaz** as the first-ever Director of Softball Operations. Diaz moves into the director of operations position after working at Penn State as a Research & Evaluation Associate where she identified, selected and implemented evidence-based programs through the Clearinghouse for Military Family Readiness since 2014. She also assisted in the Navy Youth Sports and Fitness, Yellow Ribbon, Reintegration Program Thrive!, 5210 Healthy Military Children and 5210 Healthy Children, while leading the fall 2017 implementation of the 5210 health messaging campaign in the Keystone Central School District. Along with her job as a research & evaluation associate, Diaz has been the head coach of the varsity volleyball team at Bellefonte Area School District since 2014. Diaz also spent one year working as a student-athlete mentor at the Morgan Center

ON DECK

Penn State finishes its 2018 regular season when it travels to Minneapolis, Minnesota for a three-game Big Ten Conference series Friday, May 4-Sunday, May 6.

Penn State Team Superlatives

Batting		
At bats:	39	vs. Bucknell (April 25)
Runs scored:	11	vs. Kent State (March 18)
Hits:	16	at Rutgers (April 1)
RBI:	10	vs. Kent State (March 18)
Doubles:	4	2x, Last: vs Kent State (March 18)
Triples:	1	3x, Last: vs. Bucknell (April 25)
Home runs:	2	at Rutgers (April 1)
Walks:	9	vs. Kent State (March 18)
Strikeouts:	12	2x, Last: vs. No. 17 Michigan (April 7)
Sac hits:	3	at Jacksonville (Feb. 23)
Stolen bases:	2	2x, Last: vs. Kent State (March 17)
Hit into DP:	3	vs. Robert Morris (March 28)
Fielding		
Putouts:	30	vs. Bucknell (April 25)
Assists:	19	vs. Bucknell (April 25)
Errors:	4	vs. Bucknell (April 25)
Passed balls:	3	vs. Northwestern (March 9)
DPs turned:	1	8x, Last: vs. Bucknell (April 25)
Pitching		
Innings pitched:	10.0	vs. Bucknell (April 25)
Runs allowed:	14	vs. No. 17 Michigan (April 6)
Earned runs:	13	vs. Northwestern (March 10)
Walks allowed:	8	at Lamar (March 7)
Strikeouts:	8	at Jacksonville (Feb. 24)
Hits allowed:	17	vs. Lipscomb (March 10)
Doubles allowed:	6	vs. Bucknell (April 25)
Triples allowed:	3	at No. 22 Ohio State (April 11)
Homers allowed:	3	vs. Northwestern (March 9)
Wild pitches:	7	vs. Western Carolina (Feb. 24)
Hit batters:	4	2x, Last: at No. 22 Ohio State (April 11)

Penn State Individual Superlatives

Batting		
At bats:	5	9x, Last: ARRIZURIETA, Gianna vs. Bucknell (April 25)
Runs scored:	3	FEY, Dani at Jacksonville (Feb. 23)
Hits:	4	2x, Last: ELLING, Delaney at No. 22 Ohio State (April 11)
RBI:	4	2x, Last: DUBOIS, Tori vs. Robert Morris (March 28)
Doubles:	2	POLK, Toni at Rutgers (April 1)
Triples:	1	3x, Last: ARRIZURIETA, Gianna vs. Bucknell (April 25)
Home runs:	1	15x, Last: LEGG, Kennedy at Indiana (April 20)
Walks:	3	5x, Last: ELLING, Delaney vs. Kent State (March 18)
Strikeouts:	3	3x, Last: LEGG, Kennedy vs. Michigan State (April 14)
Sac hits:	2	JOHNSON, Paige at Jacksonville (Feb. 23)
Sac flies:	1	5x, Last: VALLEJOS, Haley vs. Saint Francis (April 18)
Stolen bases:	1	13x, Last: DUBOIS, Tori at Rutgers (March 30)
Fielding		
Putouts:	18	WILLIAMS, Meghan vs. Bucknell (April 25)
Assists:	6	2x, Last: ARRIZURIETA, Gianna vs. Bucknell (April 25)
Errors:	2	3x, Last: WEBER, Destiny vs. Michigan State (April 13)
Pitching		
Innings pitched:	7.0	7x, Last: CUMMINGS, Jessica vs. Michigan State (April 14)
Runs allowed:	14	CUMMINGS, Jessica vs. No. 17 Michigan (April 6)
Earned runs:	9	CUMMINGS, Jessica vs. No. 17 Michigan (April 6)
Walks allowed:	7	SHAFFER, Madison vs. No. 17 Michigan (April 7)
Strikeouts:	8	SHAFFER, Madison at Jacksonville (Feb. 24)
Hits allowed:	15	CUMMINGS, Jessica vs. No. 17 Michigan (April 6)
Doubles allowed:	5	CUMMINGS, Jessica vs. No. 17 Michigan (April 6)
Triples allowed:	2	2x, Last: CUMMINGS, Jessica vs. Michigan State (April 14)
Homers allowed:	2	7x, Last: CUMMINGS, Jessica vs. Saint Francis (April 18)
Wild Pitches	6	CUMMINGS, Jessica vs. Western Carolina (Feb. 24)
Hit Batters	4	CUMMINGS, Jessica at No. 22 Ohio State (April 11)

The Last Time Penn State...

A PENN STATE HITTER...

Feat	Date	Player/Opponent
Hit Two HR in a game	March 2, 2013	Macy Jones vs. Michigan State (W, 8-6)
Hit Three HR in a game	--	N/A
Had 5+ Base Hits	March 15, 2008	Danielle Kinley vs. Liberty (W, 2-1 (9))
Had 5+ RBI	Feb. 19, 2017	Rebecca Ziegler vs. Virginia Tech (W, 7-1)
Hit a "Walk-Off" HR	April 21, 2017	Tori Dubois vs. Rutgers (W, 11-9)
Had a "Walk-Off" Hit	March 18, 2018	Tori Dubois vs. Kent State (W, 11-10)
Hit a Grand Slam	March 28, 2018	Tori Dubois vs. Robert Morris (W, 9-7)

A PENN STATE PITCHER...

Feat	Date	Player/Opponent
Threw a No-Hitter	April 5, 2008	Ashley Esparza vs. Illinois (W, 13-0)
Threw a Perfect Game	March 30, 2005	Missy Beseres vs. Saint Francis (W, 12-0)
Had 15+ Strikeouts	April 22, 2010	Lisa Akamine vs. Syracuse

PENN STATE...

Feat	Date	Player/Opponent
Shut Out an Opponent	May 11, 2017	vs Nebraska (W, 5-0)
Scored 15+ Runs	April 9, 2016	at Indiana (W, 15-7)
Had 20-or-more Hits	--	N/A
Had 2 Grand Slams in One Game	April 4, 2015	vs. Wisconsin
Scored 12+ Runs in Back-to-Back Games	April 8-9, 2016	at Indiana (13, 15)
Scored 10+ Runs in Three-Straight Games	April 6-9, 2016	at Ohio State, at Indiana (10, 13, 15)
Defeated a Top 5 ranked team	Feb. 10, 2017	at No. 4 LSU (W, 7-3)
Defeated a Top 10 ranked team	Feb. 10, 2017	at No. 4 LSU (W, 7-3)
Defeated a Top 25 ranked team	April 25, 2017	vs. No. 25 Ohio State (W, 2-1)

Penn State Miscellaneous Stats

MULTIPLE HIT GAMES

	2	3	4	5+	Tot
DUBOIS, Tori	9	1	0	0	10
POLK, Toni	6	2	1	0	9
WEBER, Destiny	5	0	0	0	5
ELLING, Delaney	4	0	1	0	5
LEGG, Kennedy	5	0	0	0	5
FEY, Dani	3	0	0	0	3
JOHNSON, Paige	3	0	0	0	3
GRIECO, Amanda	3	0	0	0	3
WAGNER, Christa	3	0	0	0	3
WILLIAMS, Meghan	1	1	0	0	2
VALLEJOS, Haley	0	1	0	0	1
ARRIZURIETA, Gianna	1	0	0	0	1
TEAM	44	5	2	0	51

MULTIPLE RBI GAMES

	2	3	4	5+	Tot
DUBOIS, Tori	6	0	1	0	7
LEGG, Kennedy	3	0	0	0	3
GRIECO, Amanda	3	0	0	0	3
ELLING, Delaney	2	1	0	0	3
WEBER, Destiny	2	0	0	0	2
JOHNSON, Paige	1	1	0	0	2
POLK, Toni	1	1	1	0	2
TEAM4	18	3	2	0	23

REACHED BASE STREAKS

	Longest	Current
DUBOIS, Tori	13	0
FEY, Dani	12	0
ELLING, Delaney	9	0
JOHNSON, Paige	8	1
POLK, Toni	7	2
LEGG, Kennedy	6	3
ARRIZURIETA, Gianna	6	2
VALLEJOS, Haley	5	0
GRIECO, Amanda	5	0
WILLIAMS, Meghan	4	0
WEBER, Destiny	4	0
WAGNER, Christa	3	0
MURRAY, Erin	1	1

HITTING STREAKS

	Longest	Current
DUBOIS, Tori	9	0
POLK, Toni	7	2
FEY, Dani	5	0
LEGG, Kennedy	4	0
JOHNSON, Paige	4	0
WEBER, Destiny	4	0
WILLIAMS, Meghan	4	0
ARRIZURIETA, Gianna	3	2
ELLING, Delaney	3	0
GRIECO, Amanda	3	0
VALLEJOS, Haley	2	0
WAGNER, Christa	1	0

2018 OVERALL STATISTICS

Record: 7-37 Home: 5-13 Away: 2-12 Neutral: 0-12 Big Ten: 3-14

Player	avg	gp-gs	ab	r	h	2b	3b	hr	rbi	tb	slg%	bb	hp	so	gdp	ob%	sf	sh	sb-att	po	a	e	fld%
9 Dubois, Tori	.304	44-44	135	18	41	8	0	7	25	70	.519	7	9	15	1	.377	0	0	3-5	61	2	2	.969
42 Polk, Toni	.263	44-43	133	11	35	5	2	1	13	47	.353	4	1	28	0	.290	0	0	1-1	65	2	2	.971
82 Williams, Meghan	.258	27-21	62	6	16	0	0	0	4	16	.258	3	1	6	1	.303	0	0	1-1	173	5	6	.967
26 Elling, Delaney	.226	42-40	106	12	24	1	0	1	12	28	.264	19	3	16	1	.357	1	0	1-1	120	7	1	.992
5 Legg, Kennedy	.225	40-33	80	13	18	5	0	3	12	32	.400	16	2	30	0	.367	0	7	0-0	113	19	1	.992
3 Wagner, Christa	.195	29-11	41	6	8	0	0	0	2	8	.195	3	0	16	0	.250	0	0	2-4	11	0	0	1.000
13 Johnson, Paige	.189	37-33	90	11	17	4	0	2	11	27	.300	12	3	22	1	.305	0	3	1-2	63	41	9	.920
41 Weber, Destiny	.187	42-42	91	6	17	4	0	1	8	24	.264	10	2	20	1	.282	0	3	0-0	30	79	9	.924
2 Grieco, Amanda	.185	38-33	81	5	15	1	0	0	8	16	.198	6	5	21	0	.280	1	7	1-2	42	59	3	.971
8 Fey, Dani	.179	41-39	95	18	17	3	0	0	6	20	.211	26	4	23	1	.376	0	2	4-5	66	9	6	.926
21 Arrizurieta, Gianna	.172	42-40	87	8	15	3	1	0	4	20	.230	11	0	10	1	.263	1	4	0-0	52	91	6	.960
22 Vallejos, Haley	.172	29-17	58	2	10	2	0	0	3	12	.207	3	0	13	0	.203	3	2	0-0	29	3	0	1.000
28 Hackenberg, Tori	.000	5-0	2	0	0	0	0	0	0	0	.000	0	0	2	0	.000	0	0	0-0	0	0	0	.000
11 Murray, Erin	.000	2-0	0	0	0	0	0	0	0	0	.000	0	1	0	0	1.000	0	0	0-0	0	0	0	.000
Totals	.220	44	1061	116	233	36	3	15	108	320	.302	120	31	222	7	.315	6	28	14-21	832	378	49	.961
Opponents	.316	44	1190	286	376	66	22	28	254	570	.479	144	39	163	1	.403	14	26	79-86	867	349	28	.977

LOB - Team (263), Opp (294). DPs turned - Team (8), Opp (12). IBB - Team (2), Dubois 1, Polk 1, Opp (2). Picked off - Legg 1, Fey 1.

(All games Sorted by Earned run avg)

Player	era	w-l	app	gs	cg	sho	sv	ip	h	r	er	bb	so	2b	3b	hr	b/avg	wp	hp	bks	sfa	sha
12 Mensinger, Ashton	3.45	0-1	15	0	0	0/0	0	22.1	30	15	11	4	1	9	2	4	.323	3	4	0	3	3
1 Cummings, Jessica	4.73	5-13	37	23	7	0/0	0	137.2	173	118	93	54	85	25	9	14	.299	33	17	0	9	10
6 Shaffer, Madison	6.61	2-19	32	16	2	0/0	0	112.1	167	129	106	66	74	29	11	9	.337	23	7	0	2	13
18 Smith, Madey	31.50	0-4	8	5	0	0/0	0	5.1	6	24	24	20	3	3	0	1	.273	10	11	0	0	0
Totals	5.90	7-37	44	44	9	0/0	0	277.2	376	286	234	144	163	66	22	28	.316	69	39	0	14	26
Opponents	2.25	37-7	44	44	22	12/1	5	289.0	233	116	93	120	222	36	3	15	.220	10	31	0	6	28

PB - Team (13), Legg 7, Fey 6, Opp (1). Pickoffs - Team (0), Opp (2). SBA/ATT - Legg (50-54), Shaffer (38-41), Cummings (32-36), Fey (19-21), Vallejos (10-10), Smith (7-7), Mensinger (2-2).

2017 BIG TEN STATISTICS

Record: 3-14 Home: 2-7 Away: 1-7 Big Ten: 3-14

Player	avg	gp-gs	ab	r	h	2b	3b	hr	rbi	tb	slg%	bb	hp	so	gdp	ob%	sf	sh	sb-att	po	a	e	fld%
9 Dubois, Tori	.300	17-17	50	8	15	2	0	5	8	32	.640	5	2	5	0	.386	0	0	2-2	21	0	2	.913
2 Grieco, Amanda	.281	15-13	32	1	9	1	0	0	5	10	.313	2	1	11	0	.343	0	3	0-0	24	33	0	1.000
82 Williams, Meghan	.278	13-12	36	3	10	0	0	0	4	10	.278	3	0	5	0	.333	0	0	0-0	93	4	1	.990
5 Legg, Kennedy	.278	17-16	36	9	10	3	0	2	6	19	.528	6	2	17	0	.409	0	4	0-0	58	5	0	1.000
3 Wagner, Christa	.250	10-3	8	3	2	0	0	0	0	2	.250	1	0	4	0	.333	0	0	0-0	2	0	0	1.000
26 Elling, Delaney	.239	17-16	46	5	11	1	0	0	4	12	.261	4	1	8	0	.314	0	0	0-0	34	4	0	1.000
42 Polk, Toni	.227	17-16	44	2	10	2	1	0	5	14	.318	1	0	12	0	.244	0	0	0-0	21	1	0	1.000
21 Arrizurieta, Gianna	.222	17-17	36	2	8	2	0	0	2	10	.278	2	0	4	0	.263	0	3	0-0	19	35	2	.964
41 Weber, Destiny	.200	17-17	40	3	8	2	0	1	4	13	.325	2	0	12	1	.238	0	1	0-0	6	30	4	.900
13 Johnson, Paige	.200	11-8	20	3	4	0	0	0	3	4	.200	4	0	8	1	.333	0	0	0-1	3	11	2	.875
8 Fey, Dani	.158	15-14	38	6	6	1	0	0	2	7	.184	8	0	12	1	.304	0	1	2-3	14	4	2	.900
22 Vallejos, Haley	.071	9-4	14	0	1	1	0	0	0	2	.143	1	0	5	0	.133	0	1	0-0	12	1	0	1.000
28 Hackenberg, Tori	.000	1-0	0	0	0	0	0	0	0	0	.000	0	0	0	0	.000	0	0	0-0	0	0	0	.000
Totals	.235	17	400	45	94	15	1	8	43	135	.338	39	6	103	3	.312	0	13	4-6	308	150	17	.964
Opponents	.332	17	446	111	148	20	9	14	102	228	.511	47	20	57	1	.415	5	10	40-45	321	124	7	.985

LOB - Team (92), Opp (109). DPs turned - Team (2), Opp (5). IBB - Team (2), Dubois 1, Polk 1, Opp (1). Picked off - Legg 1.

(Big Ten games only Sorted by Earned run avg)

Player	era	w-l	app	gs	cg	sho	sv	ip	h	r	er	bb	so	2b	3b	hr	b/avg	wp	hp	bk	sfa	sha
12 Mensinger, Ashton	3.50	0-0	3	0	0	0/0	0	2.0	3	1	1	1	0	0	1	0	.333	1	0	0	0	0
1 Cummings, Jessica	4.44	3-6	14	11	5	0/0	0	64.2	85	57	41	19	39	12	4	8	.313	14	12	0	5	5
6 Shaffer, Madison	7.95	0-8	10	6	1	0/0	0	34.1	57	48	39	22	16	8	4	5	.363	8	7	0	0	5
18 Smith, Madey	21.00	0-0	2	0	0	0/0	0	1.2	3	5	5	5	2	0	0	1	.375	2	1	0	0	0
Totals	5.86	3-14	17	17	6	0/0	0	102.2	148	111	86	47	57	20	9	14	.332	25	20	0	5	10
Opponents	2.55	14-3	17	17	8	4/1	1	107.0	94	45	39	39	103	15	1	8	.235	4	6	0	0	13

PB - Team (2), Legg 2. Pickoffs - Team (0), Opp (1). SBA/ATT - Legg (32-35), Cummings (20-23), Shaffer (17-19), Vallejos (5-5), Fey (3-4), Smith (3-3).

2018 SUMMARY STATISTICS

Score by innings	1	2	3	4	5	6	7	8	9	EX	Total
Penn State	24	14	16	21	16	15	6	2	1	1	116
Opponents	48	39	52	55	30	44	14	2	0	2	286

Record when ...

Overall	7-37	After 4 leading	4-5
Conference	3-14 trailing	2-31
Non-Conference	4-23 tied	1-1
Home games	5-13	After 5 leading	6-1
Away games	2-12 trailing	1-26
Neutral site	0-12 tied	0-2
Day games	6-28	After 6 leading	6-1
Night games	1-9 trailing	1-22
vs Left starter	1-4 tied	0-3
vs Right starter	6-33		
1-Run games	2-6	Hit 0 home runs	2-28
2-Run games	3-4	... 1 home run	4-9
5+Run games	1-17	... 2+ home runs	1-0
Extra innings	1-1		
Shutouts	0-12	Opponent 0 home runs	5-20
	 1 home run	1-10
Scoring 0-2 runs	0-28 2+ HRs	1-7
..... 3-5 runs	1-7		
..... 6-9 runs	5-2	Made 0 errors	3-12
..... 10+ runs	1-0 1 error	3-11
	 2+ errors	1-14
Opponent 0-2 runs	1-1		
..... 3-5 runs	3-12	Opp. made 0 errors	2-23
..... 6-9 runs	2-19 1 error	3-10
..... 10+ runs	1-5 2+ errors	2-4
Scored in 1st inning	4-7	Out-hit opponent	4-1
Opp. scored in 1st	2-16	Out-hit by opponent	1-32
Scores first	4-8	Hits are tied	2-4
Opp. scores first	3-29		

Record when team scores:

Runs	0	1	2	3	4	5	6	7	8	9	10+
W-L	0-12	0-10	0-6	0-2	1-2	0-3	1-2	1-0	2-0	1-0	1-0

Record when opponent scores:

Runs	0	1	2	3	4	5	6	7	8	9	10+
W-L	0-0	0-1	1-0	2-5	0-5	1-2	1-4	1-5	0-6	0-4	1-5

Record when leading after:

Inn.	1	2	3	4	5	6
W-L	4-4	2-5	3-4	4-5	6-1	6-1

Record when trailing after:

Inn.	1	2	3	4	5	6
W-L	1-14	1-26	1-29	2-31	1-26	1-22

Record when tied after:

Inn.	1	2	3	4	5	6
W-L	2-19	4-6	3-4	1-1	0-2	0-3

Current losing streak: 9
 Longest winning streak: 3
 Longest losing streak: 11

2018 GAME-BY-GAME

Date	Opponent	ab	r	h	rbi	2b	3b	hr	tb	bb	ibb	sb	cs	hbp	sac	sf	gdp	k	po	a	e	lob	avg
Feb 09	vs Alabama	15	0	1	0	0	0	0	1	2	0	0	1	1	1	0	0	2	12	6	1	4	.067
Feb 09	vs Virginia Tech	25	1	4	0	1	0	0	5	1	0	0	0	4	0	0	1	12	21	11	2	8	.125
Feb 16	vs Virginia Tech	23	0	3	0	0	0	0	3	2	0	0	0	0	1	0	0	2	18	3	0	5	.127
Feb 16	at Duke	29	5	7	4	2	0	0	9	4	0	0	1	0	0	0	0	9	18	3	3	7	.163
Feb 17	vs Virginia Tech	28	6	9	6	0	0	1	12	7	0	0	0	1	1	1	0	9	21	8	1	11	.200
Feb 18	vs Duke	30	2	8	1	0	0	0	8	0	0	0	0	1	0	0	0	6	21	12	1	8	.213
02/23/18	vs Central Florida	24	0	5	0	1	0	0	6	1	0	0	0	0	0	0	0	7	17	7	3	4	.213
02/23/18	at Jacksonville	27	4	10	4	2	0	0	12	1	0	0	0	2	3	0	0	5	21	12	0	8	.234
02/24/18	vs Western Carolina	23	1	3	1	1	0	0	4	7	0	1	0	2	0	1	0	5	21	9	2	11	.223
02/24/18	at Jacksonville	23	2	3	2	0	0	0	3	3	0	1	0	0	2	0	0	2	18	10	2	5	.215
02/25/18	vs James Madison	22	1	4	1	0	0	0	4	1	0	1	1	0	1	0	0	8	21	8	1	2	.212
Mar 06	at Texas A&M	14	0	0	0	0	0	0	0	3	0	0	0	0	1	0	0	1	12	5	1	3	.201
03/07/18	at Lamar University	27	3	6	3	0	0	0	6	2	0	0	0	2	0	0	0	5	18	5	0	7	.203
Mar 09	vs Northwestern	21	0	3	0	0	0	0	3	1	0	0	0	1	0	0	0	3	18	6	0	5	.199
Mar 10	vs Lipscomb	25	1	4	1	0	0	0	4	4	0	0	0	0	1	0	0	2	21	10	2	8	.197
Mar 10	vs Northwestern	24	4	3	4	1	0	1	7	6	0	2	0	1	0	0	0	8	18	7	2	6	.192
Mar 11	vs Iowa State	24	0	3	0	0	0	0	3	0	0	0	0	1	0	0	0	0	18	9	0	4	.188
Mar 11	at Houston	22	0	1	0	0	0	0	1	0	0	0	0	0	0	0	0	4	18	7	2	1	.181
Mar 17	KENT STATE	27	5	5	5	0	0	1	8	7	0	0	0	0	0	0	0	3	21	4	0	8	.181
Mar 17	KENT STATE	24	6	9	5	4	0	1	16	2	0	2	1	1	1	0	0	1	21	12	1	4	.191
Mar 18	KENT STATE	36	11	14	10	4	0	1	21	9	0	0	0	1	0	1	0	1	27	16	0	12	.205
*Mar 24	MARYLAND	29	8	11	6	3	0	0	14	2	0	1	0	0	1	0	0	5	21	11	0	6	.214
*Mar 24	MARYLAND	17	0	2	0	0	0	0	2	1	0	0	0	0	0	0	0	1	15	6	2	3	.211
*Mar 25	MARYLAND	24	3	6	3	1	0	0	7	5	2	0	0	1	1	0	0	1	21	8	1	7	.213
Mar 28	ROBERT MORRIS	27	9	7	9	1	1	1	13	8	0	0	0	0	0	1	0	4	21	10	1	9	.215
Mar 28	ROBERT MORRIS	20	0	3	0	2	0	0	5	6	0	0	0	0	1	0	2	1	21	7	0	6	.213
*Mar 30	at Rutgers	23	5	7	5	0	0	1	10	5	0	1	2	0	2	0	1	2	19	8	1	4	.216
*Mar 31	at Rutgers	27	2	7	2	2	0	1	12	1	0	0	0	0	1	0	1	2	18	9	2	6	.218
*Apr 01	at Rutgers	37	7	16	7	3	0	2	25	1	0	0	0	1	1	0	0	5	21	7	1	12	.229
*Apr 06	MICHIGAN	20	2	3	2	1	0	0	4	1	0	0	0	1	2	0	0	10	18	8	2	4	.227
*Apr 07	MICHIGAN	23	0	1	0	1	0	0	2	3	0	0	0	0	0	0	0	12	21	8	0	5	.221
*Apr 08	MICHIGAN	17	1	2	1	0	0	1	5	0	0	0	0	0	0	0	0	6	15	9	1	1	.219
*Apr 11	at Ohio State	21	1	4	1	0	0	0	4	3	0	0	0	0	1	0	0	9	16	12	0	6	.218
*Apr 11	at Ohio State	31	4	11	4	2	0	0	13	4	0	1	0	1	0	0	1	7	18	7	1	11	.223
*Apr 13	MICHIGAN STATE	27	8	11	8	1	1	1	17	4	0	1	0	1	1	0	0	5	21	8	3	7	.229
*Apr 14	MICHIGAN STATE	22	1	2	1	0	0	1	5	1	0	0	0	1	1	0	0	11	21	13	1	3	.226
*Apr 14	MICHIGAN STATE	28	2	6	2	1	0	0	7	1	0	0	0	0	0	0	0	8	21	9	2	6	.225
Apr 18	SAINT FRANCIS	25	2	6	1	0	0	0	6	0	0	2	0	3	1	1	1	7	21	7	2	7	.226
Apr 18	SAINT FRANCIS	20	1	5	1	2	0	1	10	2	0	0	0	0	0	0	0	3	15	11	1	6	.226
*Apr 20	at Indiana	15	0	1	0	0	0	0	1	1	0	0	0	0	1	0	0	6	12	3	0	2	.224
*Apr 21	at Indiana	25	1	4	1	0	0	1	7	4	0	0	0	0	0	0	0	7	18	16	0	7	.222
*Apr 22	at Indiana	14	0	0	0	0	0	0	0	2	0	0	0	0	1	0	0	6	12	8	0	2	.219
Apr 25	BUCKNELL	39	6	11	6	0	1	0	13	1	0	0	1	3	1	1	0	5	30	19	0	9	.221
Apr 25	BUCKNELL	17	1	2	1	0	0	0	2	1	0	1	0	1	0	0	0	4	15	4	4	3	.220
Totals		1061	116	233	108	36	3	15	320	120	2	14	7	31	28	6	7	222	832	378	49	263	.220

2018 RESULTS

Date	Opponent	Score	Inns	Overall	Big Ten	Pitcher of record	Attend	Time
Feb 09, 2018	vs #11 Alabama	L 0-10	5	0-1-0	0-0-0	Cummings (L 0-1)	0	1:28
Feb 09, 2018	vs Virginia Tech	L 1-3	7	0-2-0	0-0-0	Cummings (L 0-2)	206	2:15
Feb 16, 2018	vs Virginia Tech	L 0-1	7	0-3-0	0-0-0	Cummings (L 0-3)	0	1:30
Feb 16, 2018	at Duke	L 5-7	7	0-4-0	0-0-0	Shaffer (L 0-1)	0	2:15
Feb 17, 2018	vs Virginia Tech	L 6-9	7	0-5-0	0-0-0	Shaffer (L 0-2)	0	2:20
Feb 18, 2018	vs Duke	L 2-7	7	0-6-0	0-0-0	Shaffer (L 0-3)	756	2:06
02/23/18	vs Central Florida	L 0-4	7	0-7-0	0-0-0	Mensingher (L 0-1)	0	1:29
02/23/18	at Jacksonville	w 4-2	7	1-7-0	0-0-0	Cummings (W 1-3)	201	1:54
02/24/18	vs Western Carolina	L 1-5	7	1-8-0	0-0-0	Cummings (L 1-4)	232	2:08
02/24/18	at Jacksonville	L 2-3	7	1-9-0	0-0-0	Shaffer (L 0-4)	316	1:37
02/25/18	vs #23 James Madison	L 1-4	7	1-10-0	0-0-0	Shaffer (L 0-5)	113	1:41
Mar 06, 2018	at #7 Texas A&M	L 0-8	5	1-11-0	0-0-0	Cummings (L 1-4)	822	1:37
03/07/18	at Lamar University	L 3-8	7	1-12-0	0-0-0	Smith (L 0-1)	323	2:05
Mar 09, 2018	vs Northwestern	L 0-13	6	1-13-0	0-0-0	Shaffer (L 0-6)	0	2:08
Mar 10, 2018	vs Lipscomb	L 1-9	7	1-14-0	0-0-0	Shaffer (L 0-6)	0	2:00
Mar 10, 2018	vs Northwestern	L 4-6	7	1-15-0	0-0-0	Shaffer (L 0-8)	0	2:00
Mar 11, 2018	vs Iowa State	L 0-3	7	1-16-0	0-0-0	Cummings (L 1-6)	0	1:30
Mar 11, 2018	at Houston	L 0-3	7	1-17-0	0-0-0	Shaffer (L 0-9)	331	1:22
Mar 17, 2018	KENT STATE-1	L 5-6	7	1-18-0	0-0-0	Cummings (L 1-7)	-	2:00
Mar 17, 2018	KENT STATE-2	w 6-5	7	2-18-0	0-0-0	Shaffer (W 1-8)	555	1:30
Mar 18, 2018	KENT STATE	w 11-10	(9)	3-18-0	0-0-0	Cummings (W 2-7)	540	3:00
* Mar 24, 2018	MARYLAND-1	w 8-3	7	4-18-0	1-0-0	Cummings (W 3-7)	-	1:49
* Mar 24, 2018	MARYLAND-2	L 0-8	5	4-19-0	1-1-0	Shaffer (L 1-10)	874	1:41
* Mar 25, 2018	MARYLAND	L 3-4	7	4-20-0	1-2-0	Cummings (L 3-8)	612	2:00
Mar 28, 2018	ROBERT MORRIS-1	w 9-7	7	5-20-0	1-2-0	Shaffer (W 2-10)	-	2:11
Mar 28, 2018	ROBERT MORRIS-2	L 0-5	7	5-21-0	1-2-0	Smith (L 0-2)	479	2:01
* Mar 30, 2018	at Rutgers	L 5-6	7	5-22-0	1-3-0	Shaffer (L 2-11)	457	1:57
* Mar 31, 2018	at Rutgers	L 2-4	7	5-23-0	1-4-0	Shaffer (L 2-12)	514	1:51
* Apr 01, 2018	at Rutgers	w 7-3	7	6-23-0	2-4-0	Cummings (W 4-8)	231	2:05
* Apr 06, 2018	MICHIGAN	L 2-14	6	6-24-0	2-5-0	Cummings (L 4-9)	862	2:00
* Apr 07, 2018	MICHIGAN	L 0-3	7	6-25-0	2-6-0	Shaffer (L 2-13)	1410	2:21
* Apr 08, 2018	MICHIGAN	L 1-11	5	6-26-0	2-7-0	Shaffer (L 2-14)	1330	1:36
* Apr 11, 2018	at #22 Ohio State-1	L 1-9	6	6-27-0	2-8-0	Shaffer (L 2-15)	525	1:55
* Apr 11, 2018	at #22 Ohio State-2	L 4-7	7	6-28-0	2-9-0	Cummings (L 4-10)	525	2:45
* Apr 13, 2018	MICHIGAN STATE	w 8-6	7	7-28-0	3-9-0	Cummings (W 5-10)	587	2:34
* Apr 14, 2018	MICHIGAN STATE-1	L 1-7	7	7-29-0	3-10-0	Shaffer (L 2-16)	-	2:06
* Apr 14, 2018	MICHIGAN STATE-2	L 2-6	7	7-30-0	3-11-0	Cummings (L 5-11)	1275	1:50
Apr 18, 2018	SAINT FRANCIS-1	L 2-8	7	7-31-0	3-11-0	Smith (L 0-3)	-	2:09
Apr 18, 2018	SAINT FRANCIS-2	L 1-9	5	7-32-0	3-11-0	Shaffer (L 2-17)	623	
* Apr 20, 2018	at Indiana	L 0-8	5	7-33-0	3-12-0	Cummings (L 5-12)	354	1:20
* Apr 21, 2018	at Indiana	L 1-4	7	7-34-0	3-13-0	Cummings (L 5-13)	551	1:45
* Apr 22, 2018	at Indiana	L 0-8	5	7-35-0	3-14-0	Shaffer (L 2-18)	503	1:17
Apr 25, 2018	BUCKNELL-1	L 6-7	(10)	7-36-0	3-14-0	Shaffer (L 2-19)	-	2:38
Apr 25, 2018	BUCKNELL-2	L 1-13	5	7-37-0	3-14-0	Smith (L 0-4)	500	1:22

* = Conference game

() extra inning game

2018 Highlights



1

JESSICA CUMMINGS

SENIOR | P
OWINGS, MD.

- >> Started 23 games in the circle
- >> Struck out seven against Maryland in the win (3/24)
- >> Has thrown seven complete games this season
- >> Earned the win against Rutgers, going all seven innings (4/1)
- >> Notched the win against MSU, pitching 5.2 innings (4/13)

2018 Game-by-Game

SEASON HIGHS

IP7.0, 4x last at Rutgers (4/1)
 H15 vs. No. 17 Michigan (4/6)
 R14 vs. No. 17 Michigan (4/6)
 ER9 vs. No. 17 Michigan (4/6)
 BB4, 2x last - at No. 22 Ohio State (4/11)
 K7 vs. Maryland (3/25)
 2B5 vs. No. 17 Michigan (4/6)
 3B2 vs. Michigan State (4/14)
 HR2, 3x last - vs. Saint Francis (4/18)
 HBP4 at No. 22 Ohio State (4/11)

CAREER BEST

IP10.2 at Maryland (4/28/17)
 K9 vs. Cleveland St. (2/25/17)
 CG12x, last - at No. 22 Ohio State (4/11)
 SON/A

Date	Opponent	GS	IP	H	R	ER	BB	SO	2B	3B	HR	WP	BK	HBP	IBB	Score	W-L	Sv	ERA	NP
Feb 09	vs Alabama	*	2.1	2	5	4	3	1	0	1	0	0	1	0	0	0-10	0-1	0	12.00	53
Feb 09	vs Virginia Tech	*	5.0	6	3	1	3	4	0	0	0	1	0	0	0	1-3	0-2	0	4.77	107
Feb 16	vs Virginia Tech	*	4.0	2	1	0	1	5	0	0	0	0	0	2	0	0-1	0-3	0	3.09	61
Feb 16	at Duke	*	3.1	5	3	3	2	2	0	0	1	1	0	0	0	5-7	0-3	0	3.82	50
Feb 17	vs Virginia Tech	*	3.0	2	1	4	2	1	1	0	0	1	0	0	0	6-9	0-3	0	4.75	60
Feb 18	vs Duke	*	2.0	1	1	1	0	0	0	0	0	0	0	0	0	2-7	0-3	0	4.63	29
02/23/18	vs Central Florida	*	3.0	2	0	0	0	2	0	1	0	0	0	1	0	0-4	0-3	0	4.01	40
02/23/18	at Jacksonville	*	6.0	5	2	2	3	5	0	0	0	0	0	0	0	4-2	1-3	0	3.66	100
02/24/18	vs Western Carolina	*	1.0	1	3	2	3	1	0	0	0	6	0	0	0	1-5	1-4	0	4.01	41
02/25/18	at Jacksonville	*	0.2	0	0	0	1	0	0	0	0	1	0	0	0	2-3	1-4	0	3.92	7
02/25/18	vs James Madison	*	3.0	3	0	0	0	4	1	0	0	1	0	0	0	1-4	1-4	0	3.57	46
Mar 06	at Texas A&M	*	0.0	2	3	3	2	0	0	0	0	2	0	0	0	0-8	1-5	0	4.20	19
03/07/18	at Lamar University	*	0.1	0	0	0	0	1	0	0	0	0	0	0	0	3-8	1-5	0	4.16	4
Mar 09	vs Northwestern	*	2.1	2	1	1	0	0	0	0	0	0	0	0	0	0-13	1-5	0	4.08	38
Mar 10	vs Lipscomb	*	6.0	12	5	5	2	2	2	2	0	1	1	0	1	1-9	1-5	0	4.33	113
Mar 10	vs Northwestern	*	2.0	1	1	1	0	0	0	0	0	0	0	0	0	4-6	1-5	0	4.30	25
Mar 11	vs Iowa State	*	6.0	6	3	3	0	6	0	1	2	0	0	1	0	0-3	1-6	0	4.20	85
Mar 17	KENT STATE-1	*	7.0	8	6	6	4	4	3	1	0	1	0	0	0	5-6	1-7	0	4.42	90
Mar 17	KENT STATE-2	*	1.1	2	1	0	0	2	0	0	0	0	0	0	0	6-5	1-7	0	4.32	25
Mar 18	KENT STATE	*	4.0	11	5	5	3	2	1	0	0	1	0	0	1	11-10	2-7	0	4.60	104
Mar 24	MARYLAND-1	*	7.0	5	3	3	0	7	1	0	0	1	0	0	0	8-3	3-7	0	4.44	97
Mar 25	MARYLAND	*	7.0	7	4	3	2	5	1	1	1	2	0	1	0	3-4	3-8	0	4.31	112
Mar 30	at Rutgers	*	4.1	8	4	4	1	1	1	1	0	2	0	0	0	5-6	3-8	0	4.43	85
Mar 31	at Rutgers	*	3.0	5	1	1	0	2	0	0	0	1	0	0	0	2-4	3-8	0	4.35	53
Apr 01	at Rutgers	*	7.0	5	3	1	3	4	1	0	0	0	0	0	0	7-3	4-8	0	4.09	125
Apr 08	MICHIGAN	*	5.2	15	14	9	1	4	5	0	2	2	0	3	0	2-14	4-9	0	4.51	126
Apr 08	MICHIGAN	*	3.1	3	5	5	2	1	0	0	0	1	0	2	0	1-11	4-9	0	4.71	59
Apr 11	at Ohio State-2	*	6.0	11	7	4	4	3	2	1	1	2	0	4	1	4-7	4-10	0	4.70	126
Apr 13	MICHIGAN STATE	*	5.2	6	4	0	0	4	0	0	1	2	0	1	0	8-6	5-10	0	4.46	92
Apr 14	MICHIGAN STATE-1	*	0.1	1	0	0	0	0	0	0	0	0	0	0	0	1-7	5-10	0	4.45	10
Apr 14	MICHIGAN STATE-2	*	7.0	7	6	5	2	3	0	2	0	1	0	0	0	2-6	5-11	0	4.48	116
Apr 18	SAINT FRANCIS-1	*	5.2	6	6	6	5	3	3	1	0	2	1	0	0	2-8	5-11	0	4.56	103
Apr 20	at Indiana	*	3.0	4	3	3	1	4	0	0	1	0	0	1	0	0-8	5-12	0	4.62	56
Apr 21	at Indiana	*	4.0	5	2	2	3	1	1	0	0	1	0	0	0	1-4	5-13	0	4.58	61
Apr 22	at Indiana	*	1.1	3	1	1	0	0	0	0	0	1	0	0	0	0-8	5-13	0	4.59	31
Apr 25	BUCKNELL-1	*	2.2	5	3	3	1	1	4	0	0	0	0	0	0	6-7	5-13	0	4.66	49
Apr 25	BUCKNELL-2	*	2.1	4	5	3	2	0	0	1	0	0	0	0	0	1-13	5-13	0	4.73	55
Totals			23	137.2	173	118	93	54	85	25	9	14	33	0	17	2105-242	5-13	0	4.73	-

CAREER PITCHING STATISTICS

Year	ERA	W-L	APP	GS	CG	SHO/C	SV	IP	H	R	ER	BB	SO	2B	3B	HR	BF	BAA	WP	HBP	BK	SFA	SHA
2015	5.24	7-10	31	21	6	1/1	0	119.0	160	108	89	66	79	22	1	17	500	.320	16	22	0	2	8
2016	6.16	2-2	12	5	0	0/2	0	19.1	26	22	17	14	10	4	1	6	84	.310	4	4	0	0	2
2017	4.60	3-4	16	7	3	2/0	1	45.2	54	38	30	23	36	5	2	6	194	.278	9	2	0	1	1
2018	4.73	5-13	37	23	7	0	0	137.2	173	118	93	54	85	25	9	14	579	.299	33	17	0	9	10
TOTAL	4.98	17-29	96	56	16	3	1	321.2	413	286	229	157	210	56	13	43	1357	.304	62	45	0	12	21

2018 Highlights



2

AMANDA GRIECO

SOPHOMORE | INF
BASKING RIDGE, N.J.

- >> Started 33 games at three different positions
- >> Had two hits and two RBI against Virginia Tech (2/17)
- >> Drove in two runs on a double against No. 17 Michigan (4/6)
- >> Brought in two runs against Michigan State (4/13)

Background Information

- >> Walked on prior to the 2018 season

2018 Game-by-Game

SEASON HIGH

AB 4, 4x last - at No. 22 Ohio State (4/11)
 H 2, 3x last - vs. Michigan State (4/13)
 2B 1 vs. No. 17 Michigan (4/6)
 3B N/A
 HR N/A
 R 1, 5x last - vs. Bucknell (4/25)
 RBI... 2, 3x last - vs. Michigan State (4/13)
 BB..... 1, 6x last - vs. Michigan State (4/13)
 SB 1 vs. Bucknell (4/25)
 PO..... 5 vs. No. 17 Michigan (4/7)
 A 5 vs. Maryland (3/24)

CAREER BEST

AB..... 4, 4x last - at No. 22 Ohio State (4/11/18)
 H 2, 3x last - vs. Michigan State (4/13/18)
 R 1, 5x last - vs. Bucknell (4/25/18)
 RBI... 2, 3x last - vs. Michigan State (4/13/18)
 BB.. 1, 6x last - vs. Michigan State (4/13/18)
 SB 1 vs. Bucknell (4/25)

Date	Opponent	Pos	AB	R	H	RBI	2B	3B	HR	BB	SB	CS	HBP	SAC	SF	GDP	K	PO	A	E	Avg	
Feb 09	vs Alabama	*2b	1	0	0	0	0	0	0	0	0	0	1	0	0	0	0	1	1	0	.000	
Feb 09	vs Virginia Tech	*2b	2	0	0	0	0	0	0	0	0	0	1	0	0	0	0	1	0	2	0	.000
Feb 16	vs Virginia Tech	*2b	2	0	0	0	0	0	0	1	0	0	0	0	0	0	0	1	1	0	0	.000
Feb 16	at Duke	*2b	4	1	0	0	0	0	0	0	0	1	0	0	0	0	2	0	0	1	.000	
Feb 17	vs Virginia Tech	*2b	3	0	2	2	0	0	0	1	0	0	0	1	0	0	0	3	0	0	.167	
Feb 18	vs Duke	*of/3b	4	0	1	0	0	0	0	0	0	0	0	0	0	0	1	2	1	0	.188	
02/23/18	vs Central Florida	*2b/ss	3	0	1	0	0	0	0	0	0	0	0	0	0	0	1	0	3	0	.211	
02/23/18	at Jacksonville	*ss	4	0	0	0	0	0	0	0	0	0	0	0	0	0	1	1	4	0	.174	
02/24/18	vs Western Carolina	*2b	2	0	0	1	0	0	0	1	0	0	0	0	1	0	0	1	2	0	.160	
02/24/18	at Jacksonville	*ss	1	0	0	0	0	0	0	1	0	0	0	1	0	0	0	0	2	0	.154	
02/25/18	vs James Madison	*ss	3	0	1	0	0	0	0	0	0	0	0	0	0	0	1	2	0	0	.172	
Mar 06	at Texas A&M	*ss	1	0	0	0	0	0	0	0	0	0	0	1	0	0	0	0	1	1	.167	
03/07/18	at Lamar University	*ss	3	0	0	0	0	0	0	0	0	0	0	0	0	0	0	1	0	0	.152	
Mar 09	vs Northwestern	*ss	2	0	0	0	0	0	0	0	0	0	0	0	0	0	0	0	2	0	.143	
Mar 10	vs Lipscomb	*ss/2b	3	0	0	0	0	0	0	0	0	0	0	0	0	0	0	3	2	0	.132	
Mar 10	vs Northwestern	*2b	2	0	0	0	0	0	0	0	0	0	0	0	0	0	1	1	0	0	.125	
Mar 11	vs Iowa State	*2b	1	0	0	0	0	0	0	0	0	0	0	0	0	0	0	0	0	0	.122	
Mar 17	KENT STATE-2	pr	0	0	0	0	0	0	0	0	0	0	0	0	0	0	0	0	0	0	.122	
Mar 18	KENT STATE	pr	0	1	0	0	0	0	0	0	0	0	0	0	0	0	0	0	0	0	.122	
Mar 24	MARYLAND-1	*2b	2	0	1	0	0	0	0	0	0	0	0	1	0	0	1	1	5	0	.140	
Mar 24	MARYLAND-2	*2b	2	0	0	0	0	0	0	0	0	0	0	0	0	0	0	4	1	0	.133	
Mar 25	MARYLAND	*2b	3	0	1	1	0	0	0	0	0	0	0	0	0	0	0	1	4	0	.146	
Mar 31	at Rutgers	*2b	1	0	0	0	0	0	0	0	0	0	0	0	0	0	0	0	0	0	.143	
Apr 06	MICHIGAN	ph	1	0	1	2	1	0	0	0	0	0	0	0	0	0	0	3	3	0	.145	
Apr 07	MICHIGAN	*2b	3	0	0	0	0	0	0	0	0	0	0	0	0	0	0	3	5	1	.151	
Apr 08	MICHIGAN	*2b	2	0	0	0	0	0	0	0	0	0	0	0	0	0	0	0	3	3	.145	
Apr 11	at Ohio State-1	*2b	1	1	0	0	0	0	0	0	0	0	0	0	0	0	1	0	2	0	.143	
Apr 11	at Ohio State-2	*2b	4	0	2	0	0	0	0	0	0	0	0	0	0	0	2	0	2	0	.167	
Apr 13	MICHIGAN STATE	*2b	2	0	2	2	0	0	0	1	0	0	0	1	0	0	0	1	4	0	.194	
Apr 14	MICHIGAN STATE-1	*2b	2	0	0	0	0	0	0	0	0	0	1	0	0	0	1	2	4	0	.188	
Apr 14	MICHIGAN STATE-2	*2b	3	0	1	0	0	0	0	0	0	0	0	0	0	0	0	2	0	0	.194	
Apr 18	SAINT FRANCIS-1	*2b	3	0	0	0	0	0	0	0	0	0	0	0	0	0	0	1	0	0	.186	
Apr 18	SAINT FRANCIS-2	*2b	1	0	0	0	0	0	0	0	0	0	0	0	0	0	0	1	2	0	.183	
Apr 20	at Indiana	*2b	2	0	0	0	0	0	0	0	0	0	0	0	0	0	2	1	1	0	.178	
Apr 21	at Indiana	*2b	3	0	1	0	0	0	0	0	0	0	0	0	0	0	1	2	4	0	.184	
Apr 22	at Indiana	*2b	1	0	0	0	0	0	0	0	0	0	1	0	0	0	1	2	2	0	.182	
Apr 25	BUCKNELL-1	*2b	3	1	1	0	0	0	0	0	0	0	1	1	0	0	1	1	2	0	.188	
Apr 25	BUCKNELL-2	*2b	1	1	0	0	0	0	0	0	1	0	1	0	0	0	0	0	1	1	.185	
Totals			33gs	81	5	15	8	1	0	6	1	1	5	7	1	0	21	42	59	3	.185	

On base pct. .280 • Slugging pct. .198

MULTI-HIT GAMES	2	3	4	5+	Total
2018	3	0	0	0	3
TOTAL	3	0	0	0	3


MULTI-RBI GAMES	2	3	4	5+	Total
2018	3	0	0	0	3
TOTAL	3	0	0	0	3

CAREER STREAKS

Hitting Streak..... 3 games (2018)
 Reaching Base 5 games (2018)

CAREER HITTING STATISTICS

Year	AVG.	GP-GS	AB	R	H	2B	3B	HR	RBI	TB	SLG	BB	HBP	SO	GDP	OBP	SF-SH	SB-ATT	PO-A-E	FLD%
2018	.185	38-33	81	5	15	1	0	0	8	16	.198	6	5	21	0	.280	1-7	1-2	42-59-3	.971
TOTAL	.185	38-33	81	5	15	1	0	0	8	16	.198	6	5	21	0	.280	1-7	1-2	42-59-3	.971



3

CHRISTA WAGNER

SOPHOMORE | OF
PLAINVILLE, MASS.

- >> Had her first hit of the season against Western Carolina (2/24)
- >> Started 11 games this season, appearing in 29
- >> Drove in one run against Kent State (3/17)
- >> Came in as a pinch hitter and knocked a single to center field against Saint Francis (4/18)
- >> Had two hits and drove in one run against Bucknell (4/25)

2018 Game-by-Game

SEASON HIGH

AB.....	5 vs. Bucknell (4/25)
H.....	2, 3x last - vs. Bucknell (4/25)
2B.....	N/A
3B.....	N/A
HR.....	N/A
R.....	1, 6x last - vs. Michigan State (4/13)
RBI.....	1, 2x last - vs. Bucknell (4/25)
BB.....	1, 3x last - vs. Michigan State (4/14)
SB.....	1, 2x last - vs. Kent State (3/17)
PO.....	3 vs. Bucknell (4/25)
A.....	N/A

CAREER BEST

AB.....	5 vs. Bucknell (4/25/18)
H.....	2, 4x last - vs. Bucknell (4/25/18)
R.....	2 vs. Bucknell (4/19/17)
RBI.....	1, 4x last - vs. Bucknell (4/25/18)
BB..	1, 4x last - vs. Michigan State (4/14/18)
SB.....	1, 5x last - vs. Kent State (3/17/18)

MULTI-HIT GAMES	2	3	4	5+	Total
2017	2	0	0	0	2
2018	3	0	0	0	3
TOTAL	5	0	0	0	5

MULTI-RBI GAMES	2	3	4	5+	Total
2017	0	0	0	0	0
2018	0	0	0	0	0
TOTAL	0	0	0	0	0

CAREER STREAKS

Hitting Streak..... 3 games (2017)
Reaching Base 3 games (2017 & 2018)


Date	Opponent	Pos	AB	R	H	RBI	2B	3B	HR	BB	SB	CS	HBP	SAC	SF	GDP	K	PO	A	E	Avg
Feb 09	vs Alabama	*dh	1	0	0	0	0	0	0	1	0	1	0	0	0	0	2	0	0	0	.000
Feb 09	vs Virginia Tech	ph/of	2	0	0	0	0	0	0	0	0	0	0	0	0	0	0	0	0	0	.000
Feb 16	at Duke	pr	0	0	0	0	0	0	0	0	0	0	0	0	0	0	0	0	0	0	.000
Feb 17	vs Virginia Tech	of	3	0	0	0	0	0	0	0	0	0	0	0	0	0	2	2	0	0	.000
02/23/18	vs Central Florida	pr	0	0	0	0	0	0	0	0	0	0	0	0	0	0	0	0	0	0	.000
02/24/18	vs Western Carolina	ph/of	2	0	1	0	0	0	0	0	0	0	0	0	0	0	1	0	0	0	.125
02/25/18	at Jacksonville	*dh	3	0	0	0	0	0	0	0	0	1	0	0	0	0	0	0	0	0	.091
02/25/18	vs James Madison	ph	1	0	0	0	0	0	0	0	0	0	0	0	0	0	0	1	0	0	.083
03/07/18	at Lamar University	*of	2	0	0	0	0	0	0	0	0	0	0	0	0	0	2	1	0	0	.071
Mar 10	vs Lipscomb	pr	0	1	0	0	0	0	0	0	0	0	0	0	0	0	0	0	0	0	.071
Mar 11	vs Iowa State	of	0	0	0	0	0	0	0	0	0	0	0	0	0	0	0	0	0	0	.071
Mar 11	at Houston	*ph	1	0	0	0	0	0	0	0	0	0	0	0	0	0	1	0	0	0	.067
Mar 17	KENT STATE-2	*dh	3	1	2	1	0	0	0	0	1	1	0	0	0	0	0	0	0	0	.167
Mar 18	KENT STATE	*dh	4	0	0	0	0	0	0	1	0	0	0	0	0	0	1	0	0	0	.136
Mar 25	MARYLAND	pr	0	1	0	0	0	0	0	0	0	0	0	0	0	0	0	0	0	0	.136
Mar 28	ROBERT MORRIS-1	pr	0	1	0	0	0	0	0	0	0	0	0	0	0	0	0	0	0	0	.136
Mar 31	at Rutgers	pr	0	0	0	0	0	0	0	0	0	0	0	0	0	0	0	0	0	0	.136
Apr 06	MICHIGAN	pr	0	1	0	0	0	0	0	0	0	0	0	0	0	0	0	0	0	0	.136
Apr 11	at Ohio State-2	pr	0	0	0	0	0	0	0	0	0	0	0	0	0	0	0	0	0	0	.136
Apr 13	MICHIGAN STATE	pr	0	1	0	0	0	0	0	0	0	0	0	0	0	0	0	0	0	0	.136
Apr 14	MICHIGAN STATE-1	ph	0	0	0	0	0	0	0	1	0	0	0	0	0	0	0	0	0	0	.136
Apr 14	MICHIGAN STATE-2	ph	1	0	0	0	0	0	0	0	0	0	0	0	0	0	1	0	0	0	.130
Apr 18	SAINT FRANCIS-1	of	1	0	1	0	0	0	0	0	0	0	0	0	0	0	0	1	0	0	.167
Apr 18	SAINT FRANCIS-2	*of	2	0	0	0	0	0	0	0	0	0	0	0	0	0	0	0	0	0	.154
Apr 20	at Indiana	*of	2	0	0	0	0	0	0	0	0	0	0	0	0	0	1	0	0	0	.143
Apr 21	at Indiana	*of	3	0	2	0	0	0	0	0	0	0	0	0	0	0	1	2	0	0	.194
Apr 22	at Indiana	*of	2	0	0	0	0	0	0	0	0	0	0	0	0	0	1	0	0	0	.182
Apr 25	BUCKNELL-1	*of	5	0	2	1	0	0	0	0	0	0	0	0	0	0	1	3	0	0	.211
Apr 25	BUCKNELL-2	*of	3	0	0	0	0	0	0	0	0	0	0	0	0	0	0	2	0	0	.195
Totals		11gs	41	6	8	2	0	0	0	3	2	2	0	0	0	0	16	11	0	0	.195

On base pct. .250 • Slugging pct. .195

CAREER HITTING STATISTICS

Year	AVG.	GP-GS	AB	R	H	2B	3B	HR	RBI	TB	SLG	BB	HBP	SO	GDP	OBP	SF-SH	SB-ATT	PO-A-E	FLD%
2017	.214	24-9	28	11	6	0	0	0	2	6	.214	1	0	6	0	.241	0-0	3-3	0-0-0	.000
2018	.195	29-11	41	6	8	0	0	0	2	8	.195	3	0	16	0	.250	0-0	2-4	11-0-0	1.000
TOTAL	.203	53-20	69	17	14	0	0	0	4	14	.203	4	0	22	0	.247	0-0	5-7	11-0-0	1.000

2018 Highlights



5

KENNEDY LEGG

SOPHOMORE | C
KELLER, TEXAS

- >> Started 33 games this season
- >> Brought in two runs against Maryland (3/24)
- >> Tallied her first career home run against Rutgers (3/31)
- >> Ripped a solo home run against Saint Francis (4/18)

Background Information

- >> Transferred from Ole Miss

2018 Game-by-Game

SEASON HIGH

AB5 at Rutgers (4/1)
H 2, 5x last - vs. Saint Francis (4/18)
2B 1, 5x last - at No. 22 Ohio State (4/11)
3B N/A
HR 1, 2x last - vs. Saint Francis (4/18)
R	... 2, 2x last - at No. 22 Ohio State (4/11)
RBI2, 3x last - at Rutgers (3/31)
BB 3 vs. Kent State (3/17)
SB N/A
PO8 at Rutgers (3/31)
A 2, 3x last - vs. Kent State (3/18)

CAREER BEST

AB5 at Rutgers (4/1/18)
H 2, 5x last - vs. Saint Francis (4/18)
R 2, 2x last - at No. 22 Ohio State (4/11/18)
RBI 2, 3x last - at Rutgers (3/31/18)
BB 3 vs. Kent State (3/17/18)
SBN/A

MULTI-HIT GAMES	2	3	4	5+	Total
2017 *	0	0	0	0	0
2018	5	0	0	0	5
TOTAL	5	0	0	0	5

MULTI-RBI GAMES	2	3	4	5+	Total
2017 *	0	0	0	0	0
2018	3	0	0	0	3
TOTAL	3	0	0	0	3

CAREER STREAKS

Hitting Streak 4 games (2018)
Reaching Base 6 games (2018)

* - denotes at Ole Miss

Date	Opponent	Pos	AB	R	H	RBI	2B	3B	HR	BB	SB	CS	HBP	SAC	SF	GDP	K	PO	A	E	Avg	
Feb 09	vs Alabama	*c	2	0	0	0	0	0	0	0	0	0	0	0	0	0	2	3	1	1	.000	
Feb 09	vs Virginia Tech	*c	2	0	0	0	0	0	0	0	0	0	0	0	0	0	1	4	1	0	.000	
Feb 16	vs Virginia Tech	*c	3	0	0	0	0	0	0	0	0	0	0	0	0	0	1	1	1	0	.000	
Feb 16	at Duke	c	1	0	0	0	0	0	0	0	0	0	0	0	0	0	1	1	0	0	.000	
Feb 17	vs Virginia Tech	ph	0	0	0	0	0	0	0	1	0	0	0	0	0	0	0	0	0	0	.000	
Feb 18	vs Duke	ph/c	2	1	2	0	0	0	0	0	0	0	0	0	0	0	0	0	0	0	.200	
02/23/18	vs Central Florida	c	1	0	0	0	0	0	0	0	0	0	0	0	0	0	1	1	0	0	.182	
02/23/18	at Jacksonville	*c	2	0	0	0	0	0	0	1	0	0	0	0	0	0	1	5	2	0	.154	
02/24/18	vs Western Carolina	*c	1	0	0	0	0	0	0	0	0	0	0	0	0	0	1	1	1	0	.143	
02/25/18	vs James Madison	ph	1	0	0	0	0	0	0	0	0	0	0	0	0	0	1	0	0	0	.133	
03/07/18	at Lamar University	*dh	2	0	0	1	0	0	0	1	0	0	0	0	0	0	1	0	0	0	.118	
Mar 09	vs Northwestern	*of	2	0	0	0	0	0	0	0	0	0	0	0	0	0	1	2	0	0	.105	
Mar 10	vs Lipscomb	*c	2	0	0	0	0	0	0	0	0	0	1	0	0	0	0	2	1	0	.095	
Mar 10	vs Northwestern	*c	2	0	1	2	1	0	0	1	0	0	0	0	0	0	1	2	1	0	.130	
Mar 11	vs Iowa State	*c	3	0	0	0	0	0	0	0	0	0	0	0	0	0	0	5	2	0	.115	
Mar 11	at Houston	*c	2	0	0	0	0	0	0	0	0	0	0	0	0	0	0	0	1	0	.107	
Mar 17	KENT STATE-1	*c	1	0	0	0	0	0	0	3	0	0	0	0	0	0	0	6	0	1	.103	
Mar 17	KENT STATE-2	*c	2	0	0	0	0	0	0	0	0	0	1	0	0	0	1	5	0	0	.097	
Mar 18	KENT STATE	*c	3	2	1	1	0	0	0	2	0	0	0	0	0	0	0	4	2	0	.118	
Mar 24	MARYLAND-1	*c	3	1	2	1	0	0	0	0	0	0	0	0	0	0	1	5	0	0	.135	
Mar 24	MARYLAND-2	*c	2	0	0	0	0	0	0	0	0	0	0	0	0	0	0	2	0	0	.128	
Mar 25	MARYLAND	pr	0	0	0	0	0	0	0	0	0	0	0	0	0	0	0	0	0	0	.128	
Mar 28	ROBERT MORRIS-2	ph/dh	2	0	2	0	1	0	0	0	0	0	0	0	0	0	0	0	0	0	.171	
Mar 30	at Rutgers	*c	0	1	0	0	0	0	0	2	0	0	0	1	0	0	0	0	2	1	.171	
Mar 31	at Rutgers	*c	3	1	2	2	0	0	1	0	0	0	0	0	0	0	1	8	0	0	.205	
Apr 01	at Rutgers	*c	5	1	1	0	0	0	0	0	0	0	0	0	0	0	3	4	0	0	.204	
Apr 06	MICHIGAN	*c	0	1	0	0	0	0	0	1	0	0	0	1	0	0	0	0	5	0	.204	
Apr 07	MICHIGAN	*c	3	0	1	0	1	0	0	0	0	0	0	0	0	0	2	5	0	0	.212	
Apr 08	MICHIGAN	*of	2	0	0	0	0	0	0	0	0	0	0	0	0	0	1	2	0	0	.204	
Apr 11	at Ohio State-1	*of/c	3	0	1	1	0	0	0	0	0	0	0	0	0	0	1	2	0	0	.211	
Apr 11	at Ohio State-2	*of	3	2	2	0	1	0	0	0	0	0	1	0	0	0	1	2	0	0	.233	
Apr 13	MICHIGAN STATE	*c	3	1	1	0	0	0	0	0	0	0	1	0	0	0	1	6	0	0	.238	
Apr 14	MICHIGAN STATE-1	*c	2	0	0	0	0	0	0	0	0	0	0	1	0	0	2	1	2	0	.231	
Apr 14	MICHIGAN STATE-2	*c	3	0	0	0	0	0	0	0	0	0	0	0	0	0	3	4	0	0	.221	
Apr 18	SAINT FRANCIS-1	*c	3	0	0	0	0	0	0	0	0	0	0	1	0	0	0	0	5	0	.211	
Apr 18	SAINT FRANCIS-2	*c	2	1	2	1	0	0	1	0	0	0	0	0	0	0	0	2	2	0	.233	
Apr 20	at Indiana	*c	1	0	0	0	0	0	0	0	0	0	0	1	0	0	0	7	0	0	.230	
Apr 21	at Indiana	*c	3	1	1	1	0	0	1	1	0	0	0	0	0	0	1	3	1	0	.234	
Apr 22	at Indiana	*c/dh	0	0	0	0	0	0	0	2	0	0	0	0	0	0	0	0	1	0	.234	
Apr 25	BUCKNELL-1	*dh	3	0	0	1	0	0	0	1	0	0	0	0	0	0	0	0	0	0	.225	
Totals			33gs	80	13	18	12	5	0	3	16	0	0	2	7	0	0	30	113	19	1	.225

On base pct. .367 • Slugging pct. .400

CAREER HITTING STATISTICS (* - at Ole Miss)

Year	AVG.	GP-GS	AB	R	H	2B	3B	HR	RBI	TB	SLG	BB	HBP	SO	GDP	OBP	SF-SH	SB-ATT	PO-A-E	FLD%
2017 *	.286	12-0	7	1	2	1	0	0	1	3	.429	0	0	1	0	.286	0-0	0-0	10-10-0	1.000
2018	.225	40-33	80	13	18	5	0	3	12	32	.400	16	2	30	0	.367	0-7	0-0	113-19-1	.992
TOTAL	.230	52-33	87	14	20	6	0	3	13	35	.402	16	2	31	0	.339	0-7	0-0	123-29-1	.991



6

MADISON SHAFER

JUNIOR | P
NEW CASTLE, PA.

- >> Appeared in 32 games with 16 starts in the circle
- >> Struck out one against No. 11 Alabama (2/9)
- >> Had a career-high eight strikeouts at Jacksonville (2/24)
- >> Has had nine games with three or more strikeouts this season
- >> Struck out seven in the win against RMU (3/28)
- >> Fanned four and gave up five hits against No. 17 Michigan

2018 Game-by-Game

SEASON HIGH

- IP 7.0, 2x last - vs. No. 17 Michigan (4/7)
- H 9 vs. Michigan State (4/14)
- R 8, 3x last - vs. Saint Francis (4/18)
- ER 8, 2x last - vs. Saint Francis (4/18)
- BB 7 vs. No. 17 Michigan (4/7)
- K 8 vs. Jacksonville (2/24)
- 2B 3, 2x last - vs. Maryland (3/24)
- 3B 2 at No. 22 Ohio State (4/11)
- HR 2, 2x last - at No. 22 Ohio State (4/11)
- HBP 2, 2x last - vs. Michigan State (4/14)

CAREER BEST


- IP 8.0 vs. Saint Francis (4/26/17)
- K 8 vs. Jacksonville (2/24/18)
- CG 2, 2x last - vs. Robert Morris (3/28)
- SO N/A

Date	Opponent	GS	IP	H	R	ER	BB	SO	2B	3B	HR	WP	BK	HBP	IBB	Score	W-L	Sv	ERA	NP	
Feb 09	vs Alabama		1.2	6	5	4	1	1	1	0	0	1	0	0	0	0-10	0-0	0	16.80	40	
Feb 09	vs Virginia Tech		2.0	2	0	0	1	0	0	0	0	0	0	0	0	1-3	0-0	0	7.64	34	
Feb 16	at Duke	*	1.1	2	3	0	2	2	0	0	0	1	0	0	0	5-7	0-1	0	5.60	40	
Feb 17	vs Virginia Tech	*	2.0	7	5	2	1	1	1	1	0	0	0	0	0	6-9	0-2	0	6.00	49	
Feb 18	vs Duke	*	3.0	6	5	5	0	3	2	1	0	0	0	0	0	2-7	0-3	0	7.70	45	
02/23/18	vs Central Florida		2.0	0	3	2	3	1	0	0	0	1	0	0	0	0-4	0-3	0	7.58	36	
02/23/18	at Jacksonville		1.0	2	0	0	1	1	0	0	0	0	0	0	0	4-2	0-3	0	7.00	24	
02/24/18	vs Western Carolina		4.0	3	1	1	3	4	0	0	0	1	0	0	0	1-5	0-3	0	5.76	61	
02/24/18	at Jacksonville	*	5.1	5	3	1	2	8	0	1	0	1	0	0	0	2-3	0-4	0	4.70	90	
02/25/18	vs James Madison	*	4.0	3	4	3	4	3	1	0	0	0	0	0	0	1-4	0-5	0	4.78	71	
Mar 06	at Texas A&M		4.0	7	5	5	4	3	0	1	0	3	0	0	0	0-8	0-5	0	5.31	90	
03/07/18	at Lamar University		3.2	7	5	5	5	2	1	0	0	0	0	0	0	3-8	0-5	0	5.76	83	
Mar 09	vs Northwestern	*	3.1	7	4	4	2	3	0	0	1	0	0	0	0	0-13	0-6	0	6.00	81	
Mar 10	vs Lipscomb	*	1.0	5	4	3	1	0	1	0	0	0	0	0	0	1-9	0-7	0	6.39	34	
Mar 10	vs Northwestern	*	4.0	8	5	4	1	1	2	0	0	0	0	0	0	4-6	0-8	0	6.45	74	
Mar 11	at Houston	*	6.0	7	3	2	1	6	3	0	0	1	0	0	0	0-3	0-9	0	5.94	82	
Mar 17	KENT STATE-2	*	5.2	7	4	4	1	3	2	1	0	1	0	0	0	6-5	1-9	0	5.83	86	
Mar 18	KENT STATE	*	5.0	5	5	5	1	3	0	1	2	1	0	0	0	11-10	1-9	0	5.93	70	
Mar 24	MARYLAND-2	*	3.2	8	8	4	3	2	3	0	0	1	0	1	0	0-8	1-10	0	6.03	77	
Mar 28	ROBERT MORRIS-1		7.0	7	4	4	1	7	2	1	0	1	0	0	0	9-7	2-10	0	5.83	103	
Mar 28	ROBERT MORRIS-2		2.0	2	1	1	0	3	2	0	0	0	0	0	0	0-5	2-10	0	5.76	27	
Mar 30	at Rutgers		2.0	4	2	1	1	1	0	0	0	0	0	0	0	5-6	2-11	0	5.70	48	
Mar 31	at Rutgers		3.0	3	3	1	2	2	0	0	0	1	0	0	0	2-4	2-12	0	5.57	50	
Apr 07	MICHIGAN	*	7.0	5	3	3	7	4	2	0	1	2	0	2	0	0-3	2-13	0	5.35	145	
Apr 08	MICHIGAN	*	1.2	6	6	5	1	0	1	1	0	0	1	0	0	1-11	2-14	0	5.66	44	
Apr 11	at Ohio State-1	*	5.0	8	8	8	3	0	2	2	1	0	1	0	0	1-9	2-15	0	5.97	92	
Apr 13	MICHIGAN STATE	*	0.2	3	2	2	2	1	1	0	0	1	0	0	0	8-6	2-15	0	6.08	31	
Apr 14	MICHIGAN STATE-1	*	6.2	9	7	6	2	1	1	1	1	2	0	2	0	1-7	2-16	0	6.09	108	
Apr 18	SAINT FRANCIS-2	*	3.1	8	8	8	4	2	1	0	0	2	0	0	0	1-9	2-17	0	6.45	71	
Apr 21	at Indiana	*	2.0	4	2	2	0	1	0	0	0	0	0	0	0	1-4	2-17	0	6.46	38	
Apr 22	at Indiana	*	2.2	7	7	7	1	1	0	0	1	0	0	0	0	0-8	2-18	0	6.76	64	
Apr 25	BUCKNELL-1		6.2	4	4	4	5	1	2	0	1	1	0	0	0	6-7	2-19	0	6.61	94	
Totals			16	112.1	167	129	106	66	74	29	11	9	23	0	7	0	82-210	2-19	0	6.61	-

CAREER PITCHING STATISTICS

Year	ERA	W-L	APP	GS	CG	SHO/C	SV	IP	H	R	ER	BB	SO	2B	3B	HR	BF	BAA	WP	HBP	BK	SFA	SHA
2016	6.42	1-1	6	2	0	0/0	0	12.0	16	13	11	4	3	0	1	50	.320	1	0	0	0	0	2
2017	5.19	1-4	12	3	1	0/0	0	31.0	44	38	23	17	17	9	4	137	.321	10	3	1	0	6	
2018	6.61	2-19	32	16	2	0	0	112.1	167	129	106	66	74	29	11	9	496	.337	23	7	0	2	13
TOTAL	6.31	4-24	50	21	3	0	0	155.1	227	180	140	87	94	38	15	11	683	.332	34	10	1	2	21

2018 Highlights



8

DANI FEY

FRESHMAN | UTL
BANGOR, PA.

- >> Started 39 games between right field and behind the plate
- >> Secured her first collegiate hit at Duke and drove in a run (2/16)
- >> Carried a 12-game reached base streak
- >> Scored the game-winning run against Kent State (3/18)
- >> Ranks seventh in the Big Ten in walks with 26

2018 Game-by-Game

SEASON HIGH					
AB	5	2x last	- at Rutgers	(4/1)	
H	2	3x last	- at Rutgers	(3/30)	
2B	1	3x last	- at Rutgers	(4/1)	
3B	N/A				
HR	N/A				
R	3	at Jacksonville	(2/23)		
RBI	1	6x last	- vs. Michigan State	(4/13)	
BB	3	vs. Virginia Tech	(2/17)		
SB	1	4x last	- vs. Michigan State	(4/13)	
PO	9	at Jacksonville	(2/24)		
A	2	at Indiana	(4/22)		

CAREER BEST					
AB	5	2x last	- at Rutgers	(4/1/18)	
H	2	3x last	- at Rutgers	(3/30/18)	
R	3	at Jacksonville	(2/23/18)		
RBI	1	5x last	- at Rutgers	(3/30/18)	
BB	3	vs. Virginia Tech	(2/17/18)		
SB	1	4x last	- vs. Michigan State	(4/13/18)	

MULTI-HIT GAMES	2	3	4	5+	Total
2018	3	0	0	0	3
TOTAL	3	0	0	0	3

MULTI-RBI GAMES	2	3	4	5+	Total
2018	0	0	0	0	0
TOTAL	0	0	0	0	0

CAREER STREAKS					
Hitting Streak	5 games	(2018)			
Reaching Base	12 games	(2018)			

Date	Opponent	Pos	AB	R	H	RBI	2B	3B	HR	BB	SB	CS	HBP	SAC	SF	GDP	K	PO	A	E	Avg	
Feb 09	vs Alabama	*of	2	0	0	0	0	0	0	0	0	0	0	0	0	0	0	1	0	0	.000	
Feb 09	vs Virginia Tech	*of/c	1	0	0	0	0	0	0	0	0	0	0	0	0	0	1	0	0	1	.000	
Feb 16	vs Virginia Tech	*of	1	0	0	0	0	0	0	0	0	0	0	0	0	0	0	0	0	0	.000	
Feb 16	at Duke	*c/of	2	0	1	1	0	0	0	1	0	0	0	0	0	0	4	0	0	0	.167	
Feb 17	vs Virginia Tech	*c	1	2	0	0	0	0	0	3	0	0	0	0	0	0	3	0	0	0	.143	
Feb 18	vs Duke	*c/of	2	0	0	0	0	0	0	0	0	0	1	0	0	0	2	1	0	0	.111	
02/23/18	at Central Florida	*c/of	3	0	2	0	0	0	0	0	0	0	0	0	0	0	1	1	1	1	.250	
02/23/18	at Jacksonville	*of	3	3	2	0	0	0	0	0	0	0	1	0	0	0	1	0	0	0	.333	
02/24/18	vs Western Carolina	*of/c	2	0	1	0	0	0	0	2	1	0	0	0	0	0	4	1	0	0	.353	
02/24/18	at Jacksonville	*c	3	1	0	0	0	0	1	0	0	0	0	0	0	0	1	9	1	1	.300	
02/25/18	vs James Madison	*c	2	1	0	0	0	0	0	1	1	0	0	0	0	0	1	6	1	0	.273	
Mar 06	at Texas A&M	*c	0	0	0	0	0	0	0	2	0	0	0	0	0	0	4	0	0	0	.273	
03/07/18	at Lamar University	*c	4	1	1	0	0	0	0	0	0	0	0	0	0	0	1	8	0	0	.269	
Mar 09	vs Northwestern	*c	3	0	1	0	0	0	0	0	0	0	0	0	0	0	0	4	0	0	.276	
Mar 10	vs Lipscomb	*of	2	0	0	1	0	0	0	2	0	0	0	0	0	0	0	0	0	0	.258	
Mar 10	vs Northwestern	*of	4	0	0	0	0	0	0	0	0	0	0	0	0	0	2	0	0	0	.229	
Mar 11	vs Iowa State	*of	3	0	0	0	0	0	0	0	0	0	0	0	0	0	0	0	0	0	.211	
Mar 11	at Houston	*of	2	0	0	0	0	0	0	0	0	0	0	0	0	0	1	0	0	0	.200	
Mar 17	KENT STATE-1	*of	2	1	1	0	0	0	0	2	0	0	0	0	0	0	0	0	0	0	.214	
Mar 17	KENT STATE-2	*of	3	0	1	1	1	0	0	1	0	0	0	0	0	0	0	2	0	0	.222	
Mar 18	KENT STATE	*of	5	1	1	0	1	0	0	0	0	0	0	0	0	0	0	1	0	0	.220	
Mar 24	MARYLAND-1	*of	4	1	1	0	0	0	0	0	0	0	0	0	0	0	1	1	0	0	.222	
Mar 24	MARYLAND-2	*of	2	0	1	0	0	0	0	0	0	0	0	0	0	0	0	0	1	0	.232	
Mar 25	MARYLAND	*of	1	1	0	0	0	0	0	2	0	0	1	0	0	0	0	1	0	0	.228	
Mar 28	ROBERT MORRIS-1	*of	2	1	0	1	0	0	0	2	0	0	0	0	0	0	1	0	0	0	.220	
Mar 28	ROBERT MORRIS-2	*of	1	0	0	0	0	0	0	1	0	0	0	1	0	0	1	1	0	0	.217	
Mar 30	at Rutgers	*of	3	1	2	1	0	0	0	1	0	1	0	0	0	0	1	2	1	1	.238	
Mar 31	at Rutgers	*of	4	0	0	0	0	0	0	0	0	0	0	0	0	0	1	3	1	0	.224	
Apr 01	at Rutgers	*of	5	1	1	0	1	0	0	0	0	0	0	0	0	0	1	0	0	0	.222	
Apr 06	MICHIGAN	*of	2	0	0	0	0	0	0	0	0	0	0	0	0	0	0	1	0	0	.216	
Apr 07	MICHIGAN	*of	1	0	0	0	0	0	0	2	0	0	0	0	0	0	0	0	0	0	.213	
Apr 08	MICHIGAN	*of	2	0	0	0	0	0	0	0	0	0	0	0	0	0	0	0	0	0	.208	
Apr 11	at Ohio State-1	*c/of	3	0	0	0	0	0	0	0	0	0	0	0	0	0	2	2	0	0	.200	
Apr 11	at Ohio State-2	*of	2	1	0	0	0	0	0	2	1	0	0	0	0	0	0	2	0	0	.195	
Apr 13	MICHIGAN STATE	*of	3	0	1	1	0	0	0	1	1	0	0	0	0	0	1	1	0	0	.202	
Apr 14	MICHIGAN STATE-1	*of	2	0	0	0	0	0	0	0	0	0	0	0	0	0	0	2	2	0	.195	
Apr 14	MICHIGAN STATE-2	*of	2	1	0	0	0	0	0	0	0	0	0	0	0	0	0	0	0	0	.191	
Apr 18	SAINT FRANCIS-1	*of	2	0	0	0	0	0	0	0	0	0	0	0	0	0	2	0	0	1	.187	
Apr 22	at Indiana	c	2	0	0	0	0	0	0	0	0	0	0	0	0	0	2	0	2	0	.183	
Apr 25	BUCKNELL-1	pr	0	1	0	0	0	0	0	0	0	0	0	0	0	0	0	0	0	0	.183	
Apr 25	BUCKNELL-2	dh	2	0	0	0	0	0	0	0	0	0	0	0	0	0	1	0	0	0	.179	
Totals			39gs	95	18	17	6	3	0	0	26	4	1	4	2	0	1	23	66	9	6	.179

On base pct. .376 • Slugging pct. .211

CAREER HITTING STATISTICS

Year	AVG.	GP-GS	AB	R	H	2B	3B	HR	RBI	TB	SLG	BB	HBP	SO	GDP	OBP	SF-SH	SB-ATT	PO-A-E	FLD%
2018	.179	41-39	95	18	17	3	0	0	6	22	.211	26	4	23	1	.376	0-2	4-5	66-9-6	.926
TOTAL	.179	41-39	95	18	17	3	0	0	6	22	.211	26	4	23	1	.376	0-2	4-5	66-9-6	.926



9

TORI DUBOIS

JUNIOR | UTL
MT. VERNON, N.H.

- >> Drove in the winning run in the nine-inning win against KSU (3/18)
- >> Hit a grand slam against Robert Morris (3/28)
- >> Brought in two runs against Bucknell (4/25)
- >> Is the only returner starting in the same position as she did a year ago

2018 Game-by-Game

SEASON HIGH

AB	5 vs. Kent State (3/18)
H	3 at Jacksonville (2/23)
2B	1, 8x last - vs. Saint Francis (4/18)
3B	N/A
HR	1, 7x last - vs. Michigan State (4/14)
R	2, 4x last - vs. Michigan State (4/13)
RBI	4 vs. Robert Morris (3/28)
BB	1, 6x last - at No. 22 Ohio State (4/11)
SB	1, 2x last - at Rutgers (3/30)
PO	4, 3x last - vs. Saint Francis (4/18)
A	1, 2x last - vs. Lipscomb (3/10)

CAREER BEST

AB	5 vs. Kent State (3/18/18)
H	3, 6x last - at Jacksonville (2/23/18)
R	2, 12x last - vs. Michigan State (4/13/18)
RBI	4, 4x last - vs. Robert Morris (3/28/18)
BB	2, 3x last - vs. Bucknell (4/19/17)
SB	1, 5x last - at Rutgers (3/30/18)

Date	Opponent	Pos	AB	R	H	RBI	2B	3B	HR	BB	SB	CS	HBP	SAC	SF	GDP	K	PO	A	E	Avg
Feb 09	vs Alabama	*of	2	0	1	0	0	0	0	0	0	0	0	0	0	0	1	0	0	0	.500
Feb 09	vs Virginia Tech	*of	3	0	1	0	0	0	0	0	0	0	0	0	0	0	0	1	0	0	.400
Feb 16	vs Virginia Tech	*of	3	0	0	0	0	0	0	0	0	0	0	0	0	0	0	4	0	0	.250
Feb 16	at Duke	*of	4	2	2	1	1	0	0	0	0	0	0	0	0	0	1	3	0	0	.333
Feb 17	vs Virginia Tech	*of	4	0	2	0	0	0	0	0	0	0	0	0	0	0	1	1	0	0	.375
Feb 18	vs Duke	*of	4	0	0	0	0	0	0	0	0	0	0	0	0	0	1	3	1	0	.300
02/23/18	vs Central Florida	*of	3	0	0	0	0	0	0	0	0	0	0	0	0	0	1	1	0	0	.261
02/23/18	at Jacksonville	*of	4	0	3	2	1	0	0	0	0	0	0	0	0	0	1	0	0	0	.333
02/24/18	vs Western Carolina	*of	3	0	1	0	1	0	0	0	0	0	1	0	0	0	0	3	0	0	.333
02/24/18	at Jacksonville	*of	3	0	2	1	0	0	0	0	0	0	0	0	0	0	1	0	0	0	.364
02/25/18	vs James Madison	*of	3	0	1	1	0	0	0	0	0	1	0	0	0	0	0	1	0	0	.361
Mar 06	at Texas A&M	*of	2	0	1	0	0	0	0	0	0	0	0	0	0	0	0	1	0	0	.342
03/07/18	at Lamar University	*of	3	1	1	0	0	0	0	0	0	0	1	0	0	0	0	0	1	0	.341
Mar 09	vs Northwestern	*of	2	0	0	0	0	0	0	1	0	0	0	0	0	0	0	1	0	0	.326
Mar 10	vs Lipscomb	*of	4	0	0	0	0	0	0	0	0	0	0	0	0	0	1	2	1	0	.298
Mar 10	vs Northwestern	*of	4	1	1	2	0	0	1	0	0	0	0	0	0	0	0	0	0	0	.294
Mar 11	vs Iowa State	*of	3	0	1	0	0	0	0	0	0	0	0	0	0	0	0	0	0	0	.296
Mar 11	at Houston	*of	3	0	0	0	0	0	0	0	0	0	0	0	0	0	0	1	0	0	.281
Mar 17	KENT STATE-1	*of	4	1	2	2	0	0	0	0	0	0	0	0	0	0	0	2	0	0	.295
Mar 17	KENT STATE-2	*of	2	2	1	0	1	0	0	0	0	0	1	0	0	0	0	0	0	0	.302
Mar 18	KENT STATE	*of	5	1	2	1	1	0	0	0	0	0	1	0	0	0	0	1	0	0	.309
Mar 24	MARYLAND-1	*of	3	1	1	0	1	0	0	0	1	1	0	0	0	0	0	0	0	0	.310
Mar 24	MARYLAND-2	*of	2	0	0	0	0	0	0	0	0	0	0	0	0	0	0	1	0	0	.301
Mar 25	MARYLAND	*of	2	0	1	0	0	0	0	1	0	0	1	0	0	0	0	1	0	0	.307
Mar 28	ROBERT MORRIS-1	*of	4	1	2	4	0	0	1	0	0	0	0	0	0	0	0	0	0	0	.316
Mar 28	ROBERT MORRIS-2	*of	2	0	0	0	0	0	0	1	0	0	0	0	0	0	1	0	3	0	.309
Mar 30	at Rutgers	*of	4	1	1	2	0	0	1	0	1	0	0	0	0	0	0	0	0	0	.306
Mar 31	at Rutgers	*of	4	0	0	0	0	0	0	0	0	0	0	0	0	0	0	1	0	0	.292
Apr 01	at Rutgers	*of	4	2	2	2	0	0	1	0	0	0	1	0	0	0	0	3	0	0	.301
Apr 06	MICHIGAN	*of	3	0	1	0	0	0	0	0	0	0	0	0	0	0	1	4	0	0	.302
Apr 07	MICHIGAN	*of	2	0	0	0	0	0	0	1	0	0	0	0	0	0	0	0	0	0	.296
Apr 08	MICHIGAN	*of	2	1	1	1	0	0	1	0	0	0	0	0	0	0	0	1	0	0	.300
Apr 11	at Ohio State-1	*of	2	0	1	0	0	0	0	1	0	0	0	0	0	0	0	1	0	0	.304
Apr 11	at Ohio State-2	*of	4	0	1	0	0	0	0	0	0	0	0	0	0	0	0	1	2	0	.302
Apr 13	MICHIGAN STATE	*of	4	2	2	1	1	0	1	0	0	0	0	0	0	0	0	2	0	0	.309
Apr 14	MICHIGAN STATE-1	*of	3	1	2	1	0	0	1	0	0	0	0	0	0	0	0	1	0	0	.319
Apr 14	MICHIGAN STATE-2	*of	4	0	1	1	0	0	0	0	0	0	0	0	0	0	1	2	0	1	.316
Apr 18	SAINT FRANCIS-1	*of	2	1	1	0	0	0	0	0	1	0	2	0	0	0	0	0	4	0	.319
Apr 18	SAINT FRANCIS-2	*of	3	0	1	0	1	0	0	0	0	0	0	0	0	0	1	3	0	0	.320
Apr 20	at Indiana	*of	2	0	1	0	0	0	0	0	0	0	0	0	0	0	0	0	0	0	.323
Apr 21	at Indiana	*of	3	0	0	0	0	0	0	1	0	0	0	0	0	0	0	1	0	0	.315
Apr 22	at Indiana	*of	2	0	0	0	0	0	0	0	0	0	0	0	0	0	0	1	2	0	.310
Apr 25	BUCKNELL-1	*of	4	0	1	2	0	0	0	0	0	1	1	0	0	0	1	1	0	0	.308
Apr 25	BUCKNELL-2	*of	2	0	0	1	0	0	0	0	0	0	0	0	0	0	0	0	1	0	.304
Totals			44gs	135	18	41	25	8	0	7	7	3	2	9	0	0	1	15	61	2	.304

On base pct. .377 • Slugging pct. .519

MULTI-HIT GAMES	2	3	4	5+	Total
2016	3	2	0	0	5
2017		12	3	0	15
2018		9	1	0	10
TOTAL	24	6	0	0	30

MULTI-RBI GAMES	2	3	4	5+	Total
2016	1	0	1	0	2
2017		7	0	2	9
2018		6	0	1	7
TOTAL	14	0	4	0	18

CAREER STREAKS

Hitting Streak 9 games (2018)
Reaching Base 13 games (2018)

CAREER HITTING STATISTICS

Year	AVG.	GP-GS	AB	R	H	2B	3B	HR	RBI	TB	SLG	BB	HBP	SO	GDP	OBP	SF-SH	SB-ATT	PO-A-E	FLD%
2016	.294	39-35	102	16	30	5	1	1	14	40	.392	6	4	11	0	.357	0-3	1-1	33-1-3	.919
2017	.346	56-56	153	31	53	6	2	6	30	81	.529	18	8	16	1	.441	0-4	2-3	107-5-2	.982
2018	.304	44-44	135	18	41	8	0	7	25	70	.519	7	9	15	1	.377	0-0	3-5	61-2-2	.969
TOTAL	.318	139-135	390	65	124	19	3	14	69	191	.490	31	21	42	2	.398	0-7	6-9	201-8-7	.968

Background Information



10

**EMILY
HUDGINS**

FRESHMAN | INF
WADSWORTH, ILL.

- >> Prepped at Warren High School
- >> Earned all-conference and All-Lake County
- >> Garnered all-state honors as a senior

2018 Game-by-Game

SEASON HIGH

AB.....	N/A
H.....	N/A
2B.....	N/A
3B.....	N/A
HR.....	N/A
R.....	N/A
RBI.....	N/A
BB.....	N/A
SB.....	N/A
PO.....	N/A
A.....	N/A

CAREER BEST

AB.....	N/A
H.....	N/A
R.....	N/A
RBI.....	N/A
BB.....	N/A
SB.....	N/A

MULTI-HIT GAMES	2	3	4	5+	Total
2018	0	0	0	0	0
TOTAL	0	0	0	0	0

MULTI-RBI GAMES	2	3	4	5+	Total
2018	0	0	0	0	0
TOTAL	0	0	0	0	0

CAREER STREAKS

Hitting Streak.....	N/A
Reaching Base	N/A



11

ERIN
MURRAY

FRESHMAN | OF
GREAT FALLS, VA.

>> Came in as a pinch runner against Virginia Tech (2/9)

Background Information

>> Prepped at Paul VI Catholic

>> Led her team to two runner up finishes in the VISAA State Championship

2018 Game-by-Game

SEASON HIGH

AB	N/A
H	N/A
2B	N/A
3B	N/A
HR	N/A
R	N/A
RBI	N/A
BB	N/A
SB	N/A
PO	N/A
A	N/A

CAREER BEST

AB	N/A
H	N/A
R	N/A
RBI	N/A
BB	N/A
SB	N/A

MULTI-HIT GAMES	2	3	4	5+	Total
2018	0	0	0	0	0
TOTAL	0	0	0	0	0

MULTI-RBI GAMES	2	3	4	5+	Total
2018	0	0	0	0	0
TOTAL	0	0	0	0	0

CAREER STREAKS

Hitting Streak	N/A
Reaching Base	N/A

Date	Opponent	Pos	AB	R	H	RBI	2B	3B	HR	BB	SB	CS	HBP	SAC	SF	GDP	K	PO	A	E	Avg	
Feb 09	vs Virginia Tech	pr	0	0	0	0	0	0	0	0	0	0	0	0	0	0	0	0	0	0	0	.000
Feb 17	vs Virginia Tech	ph	0	0	0	0	0	0	0	0	0	0	1	0	0	0	0	0	0	0	0	.000
Totals			0	0	0	0	0	0	0	0	0	0	1	0	0	0	0	0	0	0	0	.000

On base pct. 1.000 • Slugging pct. .000

CAREER HITTING STATISTICS

Year	AVG.	GP-GS	AB	R	H	2B	3B	HR	RBI	TB	SLG	BB	HBP	SO	GDP	OBP	SF-SH	SB-ATT	PO-A-E	FLD%
2018	.000	2-0	0	0	0	0	0	0	0	0	.000	0	1	0	0	1.000	0-0	0-0	0-0-0	.000
TOTAL	.000	2-0	0	0	0	0	0	0	0	0	.000	0	1	0	0	1.000	0-0	0-0	0-0-0	.000

2018 Highlights



12

ASHTON MENSINGER

SENIOR | P
NESCOPECK, PA.

- >> Came on in relief in all four games at the Big Ten / ACC Challenge
- >> Did not give up an earned run in her first 7.1 innings of work

Background Information

- >> Walked on prior to the 2018 season

2018 Game-by-Game

SEASON HIGH

IP	2.2, 2x last - vs. Bucknell (4/25)
H	4, 3x last - vs. Bucknell (4/25)
R	4 vs. Bucknell (4/25)
ER	3 vs Northwestern (3/9)
BB	1, 4x last - vs. Michigan (4/6)
K	1 at Lamar University (3/7)
2B	2, 2x last - vs. Central Florida (2/23)
3B	1 at Lamar University (3/7)
HR	2 vs. Northwestern (3/9)
HBP	2 at Duke (2/16)

CAREER BEST

IP	2.2, 2x last - vs. Bucknell (4/25/18)
K	1 at Lamar University (3/7/18)
CG	N/A
SO	N/A

Date	Opponent	GS	IP	H	R	ER	BB	SO	2B	3B	HR	WP	BK	HBP	IBB	Score	W-L	Sv	ERA	NP
Feb 16	vs Virginia Tech		2.0	1	0	0	1	0	1	0	0	0	0	0	0	0-1	0-0	0	0.00	25
Feb 16	at Duke		1.1	1	1	0	0	0	0	0	0	0	0	2	0	5-7	0-0	0	0.00	18
Feb 17	vs Virginia Tech		2.0	2	0	0	0	0	2	0	0	0	0	1	0	6-9	0-0	0	0.00	18
Feb 18	vs Duke		2.0	4	1	0	0	0	1	0	0	1	0	0	0	2-7	0-0	0	0.00	20
02/23/18	vs Central Florida		1.0	3	1	1	0	0	2	0	0	0	0	0	0	0-4	0-1	0	0.84	17
02/24/18	vs Western Carolina		2.0	3	1	1	0	0	0	0	1	0	0	0	0	1-5	0-1	0	1.35	22
03/07/18	at Lamar University		2.0	1	1	1	1	1	0	1	0	0	0	0	0	3-8	0-1	0	1.70	28
Mar 09	vs Northwestern		0.1	2	3	3	0	0	0	0	2	0	0	1	0	0-13	0-1	0	3.32	19
Mar 24	MARYLAND-2		1.1	2	0	0	0	0	0	0	0	0	0	0	0	0-8	0-1	0	3.00	16
Mar 28	ROBERT MORRIS-2		2.2	4	1	1	1	0	1	0	1	0	0	0	0	0-5	0-1	0	2.94	30
Apr 06	MICHIGAN		0.1	0	0	0	1	0	0	0	0	0	0	0	0	2-14	0-1	0	2.88	9
Apr 11	at Ohio State-1		0.1	1	1	1	0	0	0	1	0	0	0	0	0	1-9	0-1	0	3.23	9
Apr 18	SAINT FRANCIS-2		1.2	2	1	1	0	0	1	0	0	0	0	0	0	1-9	0-1	0	3.32	23
Apr 25	BUCKNELL-1		0.2	0	0	0	0	0	0	0	0	0	0	0	0	6-7	0-1	0	3.20	7
Apr 25	BUCKNELL-2		2.2	4	4	2	0	0	1	0	0	1	0	0	0	1-13	0-1	0	3.45	28
Totals		0	22.1	30	15	11	4	1	9	2	4	3	0	4	0	28-119	0-1	0	3.45	-

CAREER PITCHING STATISTICS

Year	ERA	W-L	APP	GS	CG	SHO/C	SV	IP	H	R	ER	BB	SO	2B	3B	HR	BF	BAA	WP	HBP	BK	SFA	SHA
2018	3.45	0-1	15	0	0	0/0	0	22.1	30	15	11	4	1	9	2	4	93	.323	3	4	0	3	3
TOTAL	3.45	0-1	15	0	0	0/0	0	22.1	30	15	11	4	1	9	2	4	93	.323	3	4	0	3	3



18

MADEY SMITH

SOPHOMORE | P
WASHINGTON, N.J.

- >> Started four games
- >> Pitched 2.1 innings against Robert Morris (3/28)
- >> Came on in relief against Michigan State (4/13)

2018 Game-by-Game

SEASON HIGH

IP2.1 vs. Robert Morris (3/28)
H1 vs. Robert Morris (3/28)
R5 vs. Northwestern (3/9)
ER5 vs. Northwestern (3/9)
BB4 vs. Northwestern (3/9)
K1 vs. Saint Francis (4/18)
2B1 vs. Robert Morris (3/28)
3BN/A
HRN/A
HBP3 vs. Northwestern (3/9)

CAREER BEST

IP7.0 at George Washington (3/18/17)
K8 at George Washington (3/18/17)
CG1 at George Washington (3/18/17)
SON/A

Date	Opponent	GS	IP	H	R	ER	BB	SO	2B	3B	HR	WP	BK	HBP	IBB	Score	W/L	Sv	FRA	NP
03/07/18	at Lamar University	*	0.0	0	2	2	2	0	0	0	0	0	0	1	0	3-8	0-1	0	999.00	14
Mar 09	vs Northwestern		0.0	0	5	5	4	0	0	0	0	1	0	3	0	0-13	0-1	0	999.00	32
Mar 28	ROBERT MORRIS-1	*	0.0	0	3	3	2	0	0	0	0	2	0	2	0	9-7	0-1	0	999.00	22
Mar 28	ROBERT MORRIS-2	*	2.1	1	3	3	3	0	1	0	0	3	0	2	0	0-5	0-2	0	39.00	40
Apr 13	MICHIGAN STATE		0.2	0	0	0	3	0	0	0	0	1	0	0	0	8-6	0-2	0	30.33	25
Apr 18	SAINT FRANCIS-1	*	1.1	0	2	2	2	1	0	0	0	0	0	1	0	2-8	0-3	0	24.23	39
Apr 20	at Indiana		1.0	3	5	5	2	2	0	0	1	1	0	1	0	0-8	0-3	0	26.25	38
Apr 25	BUCKNELL-2	*	0.0	2	4	4	2	0	2	0	0	2	0	1	0	1-13	0-4	0	31.50	14
Totals			5	5.1	6	24	24	20	3	3	0	1	0	11	0	23-68	0-4	0	31.50	-

CAREER PITCHING STATISTICS

Year	ERA	W-L	APP	GS	CG	SHO/C	SV	IP	H	R	ER	BB	SO	2B	3B	HR	BF	BAA	WP	HBP	BK	SFA	SHA
2017	6.33	3-4	16	6	1	0/0	0	42.0	49	41	38	31	32	14	0	6	168	.292	12	4	0	2	5
2018	24.23	0-3	6	4	0	0/0	0	4.1	1	15	15	13	1	1	0	0	14	.071	7	9	0	0	0
TOTAL	8.01	3-7	22	10	1	0/0	0	46.1	50	53	53	47	33	15	0	6	182	.275	19	12	0	2	5



22

HALEY VALLEJOS

FRESHMAN | C CHANDLER, ARIZ.

- >> Earned her first career appearance against Virginia Tech (2/16)
- >> Notched her first career hit with a single and scored a run at Duke (2/17)
- >> Pinch hit against Kent State with two outs and had a single to prolong the inning in the win (3/18)
- >> Had three hits and drove in one run against Bucknell (4/25)

2018 Game-by-Game

SEASON HIGH

AB	4, 3x last - vs. Bucknell (4/25)
H	3 vs. Bucknell (4/25)
2B	1, 2x last - vs. Robert Morris (3/28)
3B	N/A
HR	N/A
R	1 at Duke (2/16)
RBI	1, 3x last - vs. Bucknell (4/25)
BB	1, 3x last - at Rutgers (3/31)
SB	N/A
PO	7 vs. Maryland (3/25)
A	1, 2x last - vs. Robert Morris (3/28)

CAREER BEST

AB	4, 3x last - vs. Bucknell (4/25/18)
H	3 vs. Bucknell (4/25/18)
R	1 at Duke (2/16/18)
RBI	1, 3x last - vs. Bucknell (4/25/18)
BB	1, 3x last - at Rutgers (3/31/18)
SB	N/A

Date	Opponent	Pos	AB	R	H	RBI	2B	3B	HR	BB	SB	CS	HBP	SAC	SF	GDP	K	PO	A	E	AvG
Feb 16	vs Virginia Tech	*of	1	0	0	0	0	0	0	0	0	0	0	1	0	0	0	1	0	0	.000
Feb 16	at Duke	*of	3	1	1	0	0	0	0	0	0	0	0	0	0	0	1	0	0	0	.250
Feb 17	vs Virginia Tech	*of	1	0	0	1	0	0	0	0	0	0	0	0	1	0	0	0	0	0	.200
Feb 18	vs Duke	*dh	4	0	1	0	0	0	0	0	0	0	0	0	0	0	2	0	0	0	.222
02/23/18	vs Central Florida	*of/dh	3	0	0	0	0	0	0	0	0	0	0	0	0	0	1	0	0	0	.167
02/23/18	at Jacksonville	*dh	4	0	0	0	0	0	0	0	0	0	0	0	0	0	1	0	0	0	.125
02/24/18	vs Western Carolina	*dh	3	0	0	0	0	0	0	1	0	0	0	0	0	0	0	0	0	0	.105
02/24/18	at Jacksonville	ph	1	0	0	0	0	0	0	0	0	0	0	0	0	0	0	0	0	0	.100
02/25/18	vs James Madison	*dh	2	0	0	0	0	0	0	0	0	0	0	0	0	0	0	0	0	0	.091
Mar 06	at Texas A&M	*dh	2	0	0	0	0	0	0	0	0	0	0	0	0	0	0	0	0	0	.083
03/07/18	at Lamar University	ph	1	0	0	0	0	0	0	0	0	0	0	0	0	0	1	0	0	0	.080
Mar 11	at Houston	ph	1	0	1	0	0	0	0	0	0	0	0	0	0	0	0	0	0	0	.115
Mar 17	KENT STATE-1	*dh	4	0	0	0	0	0	0	0	0	0	0	0	0	0	0	0	0	0	.100
Mar 18	KENT STATE	ph	1	0	1	0	0	0	0	0	0	0	0	0	0	0	0	0	0	0	.129
Mar 24	MARYLAND-1	*c	0	0	0	0	0	0	0	0	0	0	0	0	0	0	0	2	1	0	.129
Mar 25	MARYLAND	*c	3	0	1	0	1	0	0	0	0	0	0	0	0	0	7	0	0	0	.147
Mar 28	ROBERT MORRIS-1	*c	3	0	0	0	0	0	0	1	0	0	0	0	0	0	1	6	1	0	.135
Mar 28	ROBERT MORRIS-2	*c	3	0	1	0	1	0	0	0	0	0	0	0	0	0	0	3	0	0	.150
Mar 30	at Rutgers	*dh	2	0	0	0	0	0	0	1	0	0	0	0	0	0	1	0	0	0	.143
Mar 31	at Rutgers	*dh	2	0	0	0	0	0	0	0	0	0	0	1	0	0	0	0	0	0	.136
Apr 06	MICHIGAN	ph	1	0	0	0	0	0	0	0	0	0	0	0	0	0	0	0	0	0	.133
Apr 08	MICHIGAN	ph	1	0	0	0	0	0	0	0	0	0	0	0	0	0	1	0	0	0	.130
Apr 11	at Ohio State-2	*c	3	0	0	0	0	0	0	0	0	0	0	0	0	0	1	3	0	0	.122
Apr 14	MICHIGAN STATE-2	ph	1	0	0	0	0	0	0	0	0	0	0	0	0	0	1	0	0	0	.120
Apr 18	SAINT FRANCIS-1	ph	0	0	0	1	0	0	0	0	0	0	0	0	1	0	0	0	0	0	.120
Apr 18	SAINT FRANCIS-2	ph	1	0	1	0	0	0	0	0	0	0	0	0	0	0	0	0	0	0	.137
Apr 21	at Indiana	ph	1	0	0	0	0	0	0	0	0	0	0	0	0	0	1	0	0	0	.135
Apr 25	BUCKNELL-1	*c	4	1	3	1	0	0	0	0	0	0	0	1	0	0	5	1	0	0	.179
Apr 25	BUCKNELL-2	*c	2	0	0	0	0	0	0	0	0	0	0	0	0	0	1	2	0	0	.172
Totals			17gs	58	2	10	3	2	0	3	0	0	0	2	3	0	13	29	3	0	.172

On base pct. .203 • Slugging pct. .207

MULTI-HIT GAMES	2	3	4	5+	Total
2018	0	1	0	0	1
TOTAL	0	1	0	0	1

MULTI-RBI GAMES	2	3	4	5+	Total
2018	0	0	0	0	0
TOTAL	0	0	0	0	0


CAREER STREAKS

Hitting Streak	2 games (2018)
Reaching Base	5 games (2018)

CAREER HITTING STATISTICS

Year	AVG.	GP-GS	AB	R	H	2B	3B	HR	RBI	TB	SLG	BB	HBP	SO	GDP	OBP	SF-SH	SB-ATT	PO-A-E	FLD%
2018	.172	29-17	58	2	10	2	0	0	3	12	.207	3	0	13	0	.203	3-2	0-0	29-3-0	1.000
TOTAL	.172	29-17	58	2	10	2	0	0	3	12	.207	3	0	13	0	.203	3-2	0-0	29-3-0	1.000

2018 Highlights



28

TORI HACKENBURG

FRESHMAN | INF
MIFFLINBURG, PA.

- >> Made her first career appearance as a pinch runner against Robert Morris (3/28)
- >> Notched her first career at-bats against Saint Francis (4/18)

Background Information

- >> Prepped at Mifflinburg Area High School
- >> Was a two-time PHAC First Team All-Conference selection

2018 Game-by-Game

SEASON HIGH

AB.....	1, 2x last - vs. Saint Francis (4/18)
H.....	N/A
2B.....	N/A
3B.....	N/A
HR.....	N/A
R.....	N/A
RBI.....	N/A
BB.....	N/A
SB.....	N/A
PO.....	N/A
A.....	N/A

CAREER BEST

AB...1, 2x last - vs. Saint Francis (4/18/18)	
H.....	N/A
R.....	N/A
RBI.....	N/A
BB.....	N/A
SB.....	N/A

MULTI-HIT GAMES	2	3	4	5+	Total
2018	0	0	0	0	0
TOTAL	0	0	0	0	0

MULTI-RBI GAMES	2	3	4	5+	Total
2018	0	0	0	0	0
TOTAL	0	0	0	0	0

CAREER STREAKS

Hitting Streak.....	N/A
Reaching Base	N/A

Date	Opponent	Pos	AB	R	H	RBI	2B	3B	HR	BB	SB	CS	HBP	SAC	SF	GDP	K	PO	A	E	Avg	
Mar 28	ROBERT MORRIS-1	pr	0	0	0	0	0	0	0	0	0	0	0	0	0	0	0	0	0	0	0	.000
Apr 01	at Rutgers	pr	0	0	0	0	0	0	0	0	0	0	0	0	0	0	0	0	0	0	0	.000
Apr 18	SAINT FRANCIS-1	ph	1	0	0	0	0	0	0	0	0	0	0	0	0	0	1	0	0	0	0	.000
Apr 18	SAINT FRANCIS-2	ph	1	0	0	0	0	0	0	0	0	0	0	0	0	0	1	0	0	0	0	.000
Apr 25	BUCKNELL-1	pr	0	0	0	0	0	0	0	0	0	0	0	0	0	0	0	0	0	0	0	.000
Totals		Ogs	2	0	0	0	0	0	0	0	0	0	0	0	0	0	2	0	0	0	0	.000

On base pct. .000 • Slugging pct. .000

CAREER HITTING STATISTICS

Year	AVG.	GP-GS	AB	R	H	2B	3B	HR	RBI	TB	SLG	BB	HBP	SO	GDP	OBP	SF-SH	SB-ATT	PO-A-E	FLD%
2018	.000	5-0	2	0	0	0	0	0	0	0	.000	0	0	2	0	.000	0-0	0-0	0-0-0	.000
TOTAL	.000	5-0	2	0	0	0	0	0	0	0	.000	0	0	2	0	.000	0-0	0-0	0-0-0	.000



82

MEGHAN WILLIAMS

JUNIOR | INF
BETHLEHEM, PA.

- >> Started 21 games at first base
- >> Had a four game hitting streak this season
- >> Tallied two hits, drove in one run and scored once against Maryland (3/24)
- >> Went 3-for-4 at the plate at Rutgers (4/1)
- >> Drove in one run and scored twice against MSU (4/13)
- >> Had two hits against Bucknell (4/25)

2018 Game-by-Game

SEASON HIGH

AB	5 vs. Bucknell (4/25)
H	3 at Rutgers (4/1)
2B	N/A
3B	N/A
HR	N/A
R	2 vs. Michigan State (4/13)
RBI	1, 4x last - vs. Michigan State (4/13)
BB	1, 3x last - vs. Michigan State (4/14)
SB	1 vs. Northwestern (3/10)
PO	11, 2x last - vs. Michigan State (4/14)
A	3 vs. Michigan (4/7)

CAREER BEST

AB	5 vs. Bucknell (4/25/18)
H	3 at Rutgers (4/1/18)
R	2 vs. Michigan State (4/13/18)
RBI	3 vs. Buffalo (3/5/17)
BB	1, 4x last - vs. Michigan State (4/14/18)
SB	1 vs. Northwestern (3/10/18)

MULTI-HIT GAMES	2	3	4	5+	Total
2016	0	0	0	0	0
2017	0	0	0	0	0
2018	2	1	0	0	3
TOTAL	2	1	0	0	3

MULTI-RBI GAMES	2	3	4	5+	Total
2016	0	0	0	0	0
2017	1	1	0	0	2
2018	0	0	0	0	0
TOTAL	1	1	0	0	2

CAREER STREAKS

Hitting Streak	4 games (2018)
Reaching Base	4 games (2018)

Date	Opponent	Pos	AB	R	H	RBI	2B	3B	HR	BB	CS	HBP	SAC	SF	GDP	K	PO	A	E	Avg	
Feb 09	vs Virginia Tech	ph	1	0	0	0	0	0	0	0	0	0	0	0	1	0	0	0	0	.000	
Feb 17	vs Virginia Tech	ph	1	0	0	0	0	0	0	0	0	0	0	0	0	0	0	0	0	.000	
02/23/18	vs Central Florida	1b	0	0	0	0	0	0	0	0	0	0	0	0	0	0	1	0	0	.000	
02/23/18	at Jacksonville	1b	0	0	0	0	0	0	0	0	0	0	0	0	0	0	1	0	0	.000	
03/07/18	at Lamar University	1b	0	0	0	0	0	0	0	0	0	0	0	0	0	0	0	1	0	.000	
Mar 09	vs Northwestern	*1b	2	0	1	0	0	0	0	0	0	0	0	0	0	0	8	0	0	.250	
Mar 10	vs Lipscomb	*1b	3	0	1	0	0	0	0	0	0	0	0	0	0	0	7	0	1	.286	
Mar 10	vs Northwestern	*1b	2	1	1	0	0	0	0	0	1	0	1	0	0	0	6	0	1	.333	
Mar 11	vs Iowa State	*1b	3	0	1	0	0	0	0	0	0	0	0	0	0	0	9	0	0	.333	
Mar 11	at Houston	*1b	2	0	0	0	0	0	0	0	0	0	0	0	0	0	8	0	0	.286	
Mar 24	MARYLAND-1	*1b	4	1	2	1	0	0	0	0	0	0	0	0	0	0	10	0	0	.333	
Mar 24	MARYLAND-2	*1b	2	0	1	0	0	0	0	0	0	0	0	0	0	0	6	0	0	.350	
Mar 25	MARYLAND	*1b	4	0	0	1	0	0	0	0	0	0	0	0	0	0	7	0	0	.292	
Mar 28	ROBERT MORRIS-1	*1b	4	1	0	0	0	0	0	0	0	0	0	0	0	0	11	0	1	.250	
Mar 28	ROBERT MORRIS-2	*1b	1	0	0	0	0	0	0	0	0	0	0	0	0	0	5	0	0	.241	
Mar 30	at Rutgers	1b	0	0	0	0	0	0	0	0	0	0	0	0	0	0	1	0	0	.241	
Apr 01	at Rutgers	*1b	4	0	3	0	0	0	0	0	0	0	0	0	0	0	8	0	0	.303	
Apr 06	MICHIGAN	*1b	3	0	0	0	0	0	0	0	0	0	0	0	0	2	6	0	0	.278	
Apr 07	MICHIGAN	*1b	3	0	0	0	0	0	0	0	0	0	0	0	0	1	5	3	0	.256	
Apr 08	MICHIGAN	*1b	2	0	1	0	0	0	0	0	0	0	0	0	0	0	7	0	0	.268	
Apr 11	at Ohio State-1	*1b	2	0	1	0	0	0	0	1	0	0	0	0	0	0	10	0	0	.279	
Apr 11	at Ohio State-2	*1b	3	0	1	1	0	0	0	1	0	0	0	0	0	1	8	0	0	.283	
Apr 13	MICHIGAN STATE	*1b	4	2	1	1	0	0	0	0	0	0	0	0	0	0	7	0	0	.280	
Apr 14	MICHIGAN STATE-1	*1b	3	0	0	0	0	0	0	0	0	0	0	0	0	1	11	0	1	.264	
Apr 14	MICHIGAN STATE-2	*1b	2	0	0	0	0	0	0	1	0	0	0	0	0	0	7	1	0	.255	
Apr 25	BUCKNELL-1	*1b	5	1	2	0	0	0	0	0	0	0	0	0	0	0	18	1	0	.267	
Apr 25	BUCKNELL-2	*1b	2	0	0	0	0	0	0	0	0	0	0	0	0	1	5	0	2	.258	
Totals			21gs	62	6	16	4	0	0	3	1	0	1	0	0	1	6	173	5	6	.258

On base pct. .303 • Slugging pct. .258

CAREER HITTING STATISTICS

Year	AVG.	GP-GS	AB	R	H	2B	3B	HR	RBI	TB	SLG	BB	HBP	SO	GDP	OBP	SF-SH	SB-ATT	PO-A-E	FLD%
2016	.000	6-3	7	0	0	0	0	0	0	0	.000	0	0	3	0	.000	0-0	0-0	23-2-0	1.000
2017	.118	11-5	17	1	2	0	1	0	5	4	.235	1	0	3	0	.167	0-2	0-0	8-1-0	1.000
2018	.258	27-21	62	6	16	0	0	0	4	16	.258	3	1	6	1	.303	0-0	1-1	173-5-6	.967
TOTAL	.209	44-29	86	7	18	0	1	0	9	20	.233	4	1	12	1	.253	0-2	1-1	204-8-6	.972

2018 RADIO / TV ROSTER




1
JESSICA CUMMINGS
Sr. • P • L/R
Owings, Md.



2
AMANDA GRIECO
So. • INF • R/R
Basking Ridge, N.J.



3
CHRISTA WAGNER
So. • OF • L/R
Plainville, Mass.



5
KENNEDY LEGG
So. • C • R/R
Keller, Texas




6
MADISON SHAFFER
Jr. • P • L/R
New Castle, Pa.



8
DANI FEY
Fr. • UTL • R/L
Bangor, Pa.



9
TORI DUBOIS
Jr. • UTL • R/R
Mt. Vernon, N.H.



10
EMILY HUDGINS
Fr. • INF • L/R
Wadsworth, Ill.



11
ERIN MURRAY
Fr. • OF • R/R
Great Falls, Va.



12
ASHTON MENSINGER
Sr. • P • R/R
Nescopeck, Pa.



13
PAIGE JOHNSON
Jr. • INF • L/R
Clarksville, Tenn.



18
MADEY SMITH
So. • P • R/R
Washington, N.J.



21
GIANNA ARRIZURIETA
Sr. • INF • R/R
Pembroke Pines, Fla.



22
HALEY VALLEJOS
Fr. • C • R/R
Chandler, Ariz.



26
DELANEY ELLING
So. • INF/C • R/R
Washington, Pa.



28
TORI HACKENBERG
Fr. • INF • R/R
Mifflinburg, Pa.



41
DESTINY WEBER
So. • C/INF • R/R
Grafton, Ohio



42
TONI POLK
Jr. • INF/OF • L/R
Niagara Falls, N.Y.



82
MEGHAN WILLIAMS
Jr. • INF • R/R
Bethlehem, Pa.



HC
AMANDA LEHOTAK
Head Coach
Fifth Season



AC
SARAH SIGREST
Assistant Coach
Third Season



AC
JENNIFER ABRAMS
Assistant Coach
Second Season



VC
SARA HAEFELI
Vol. Assistant Coach
First Season



OP
CHRISTINA DIAZ
Director of Operations
First Season