

# UNRIVALED

## PENN STATE FOOTBALL

**856 WINS**  
(8th in Nation)

**46 BOWL GAMES**  
(7-9th in Nation)



**28 BOWL WINS**  
(7-3rd in Nation)

**99 1ST TEAM ALL-AMERICANS**



Allen Bestwick (play-by-play); Dan Hawkins (analyst); Tiffany Greene (sideline)

### TAXSLAYER BOWL

**JANUARY 2, 2016 - NOON**

Jacksonville, Fla.  
EverBank Field [67,246]

Series: Penn State, 1-0

Last Meeting: Penn State 27, Georgia 23  
Jan. 1, 1983 - Sugar Bowl [Louisiana Superdome]  
Complete Series Info on Page 8

**Penn State is making its 46th bowl appearance and fifth in the TaxSlayer Bowl.**



Steve Jones (play-by-play); Jack Ham (analyst); Joe Putnam (sideline)  
Local: 93.7 FM/1450 AM. Sirius: Ch. 80 ; XM: Ch. 80

### PENN STATE NITTANY LIONS

7-5, 4-4 Big Ten



Head Coach: James Franklin  
Record at Penn State (Yrs.): 14-11 (Two)  
Career Record (Yrs.): 38-26 (Five)  
vs. Georgia: 1-2



### GEORGIA BULLDOGS

9-3, 5-3 SEC

Interim Head Coach: Bryan McClendon  
Record at Georgia (Yrs.): 0-0  
Career Record (Yrs.): 0-0  
vs. Penn State: First Meeting

### INSIDE THE GAME

#### HISTORIC REUNION AS PENN STATE FACES GEORGIA IN TAXSLAYER BOWL

Penn State returns to a Florida bowl for the first time since the 2010 season when the Nittany Lions take on Southeastern Conference foe Georgia in the 71st annual TaxSlayer Bowl. The game will air on ESPN.

The Nittany Lions and the Bulldogs were selected for just their second all-time meeting and the 46th all-time bowl appearance for Penn State. The only other meeting between the teams came in the 1983 Sugar Bowl when the Nittany Lions claimed a 27-23 win over Georgia to claim their first National Championship. That game featured "The Catch," a 48-yard diving touchdown reception by wide receiver Gregg Garrity from Todd Blackledge to give the Lions a 27-17 lead. Garrity's son, also named Gregg, is a student-athlete on the 2015 team.

This will be Penn State's fifth appearance in the TaxSlayer Bowl, formerly the Gator Bowl, with the last time coming in 1976 when the Nittany Lions fell to Notre Dame, 20-9. Penn State was 1-2-1 all-time in the Gator Bowl. The Lions made back-to-back Gator Bowl appearances in 1961 with a win over Georgia Tech (30-15) and 1962 with a loss to Florida (17-7). Penn State also tied Florida State (17-17) in the 1967 Gator Bowl.

Penn State is tied for third nationally with Georgia and Oklahoma with 28 bowl victories and is No. 2 in bowl winning percentage with a 28-15-2 post-season record (64.4) among schools with at least 20 postseason appearances.

Head coach James Franklin guided the Nittany Lions to a 7-5 regular season record to become bowl eligible for the second consecutive season and 46th time overall. The Nittany Lions' mentor has guided all five of his teams as a head coach to a bowl appearance. Consensus first-team All-American defensive end Carl Nassib leads the nation in sacks and forced fumbles and earned numerous postseason awards, including Big Ten Defensive Player of the Year and three national awards, including the Lombardi Award, Ted Hendricks Award and Lott IMPACT Award.

Penn State is 23-21-0 all-time against current SEC schools having played every SEC team except Arkansas, Mississippi and Mississippi State. The most recent meeting with an SEC team was versus Alabama in 2011 in Beaver Stadium. The Nittany Lions are 12-6 against SEC teams in bowl games.

### BREAKDOWN

#### RUSHING

Penn State: Saquon Barkley 165 for 1,007 yds (100.7), 7 TD  
Georgia: Sony Michel 199 for 1,101 yds (89.7), 7 TD

#### PASSING

Penn State: Christian Hackenberg 184-of-345, 2,386 yds (198.8), 16 TD/5 INT  
Georgia: Greyson Lambert 152-of-236, 1,844 yds (167.6), 11 TD/2 INT

#### RECEIVING

Penn State: Chris Godwin 63 for 968 yds (80.7), 5 TD  
Georgia: Malcolm Mitchell 53 for 751 yds (62.6), 4 TD

#### DEFENSE

Penn State: Carl Nassib 46 tkls, 19.5 TFL, 15.5 sacks, INT, 6 FF  
Georgia: Dominick Sanders 45 tkls, 4.0 TFL, 1.0 sack, 5 INT, 5 BU

#### PSU

23.7  
135.1  
193-362-5  
208.9  
344.0  
+5  
21.7  
149.8  
202-350-10  
174.5  
324.2

#### TEAM

SCORING/GAME 26.5  
RUSHING/GAME 194.3  
PASSING (C-A-INT) 187-304-8  
PASSING/GAME 187.1  
TOTAL OFF./GAME 381.4  
TURNOVER MARGIN +3  
PTS ALLOWED/GAME 16.9  
OPP. RUSH YDS/GAME 151.9  
OPP. PASSING 156-302-11  
OPP. PASS YDS/GAME 146.1  
OPR. TOTAL OFFENSE/GAME 298.0

#### UGA

### 2015 SCHEDULES

#### PENN STATE

Overall (B1G): 7-5 (4-4 East)	Home: 6-1	Road: 0-4	Ntrl: 1-0		
PSU Rank	Opponent (Rank)	Time/Score	TV	Attend.	
<b>September</b>					
5	at Temple	L, 10-27	ESPN	69,176	
12	BUFFALO	W, 27-14	ESPN2	93,065	
19	RUTGERS *	W, 28-3	BTN	103,323	
26	SAN DIEGO STATE	W, 37-21	BTN	95,107	
<b>October</b>					
3	ARMY WEST POINT	W, 20-14	ESPNU	107,387	
10	INDIANA *	W, 29-7	ESPN	97,837	
17	at Ohio State * (1/1)	L, 10-38	ABC	108,423	
24	at Maryland * ^	W, 31-30	ESPN	68,948	
31	ILLINOIS *	W, 39-0	ESPN2	94,417	
<b>November</b>					
7	at Northwestern *	L, 21-23	ESPNU	34,116	
21	MICHIGAN * (14/13)	L, 16-28	ABC	107,418	
28	at Michigan State * (6/6)	L, 16-55	ESPN	74,705	
<b>January</b>					
2	vs. Georgia * (-/25)	Noon	ESPN		

\* - Big Ten game Rankings: AP/Coaches ^ - M&T Bank Stadium & - EverBank Field

#### GEORGIA

Overall (SEC): 9-3 (5-3 East)	Home: 6-1	Road: 3-1	Ntrl: 0-1		
UGA Rank	Opponent (Rank)	Time/Score	TV	Attend.	
<b>September</b>					
5	9/9 Louisiana at Monroe	W, 51-14	SECN	92,746	
12	10/9 at Vanderbilt *	W, 31-14	CBS	37,185	
19	7/8 South Carolina *	W, 52-20	ESPN	92,746	
26	7/6 Southern	W, 48-6	SECN	92,746	
<b>October</b>					
3	8/6 Alabama * (13/13)	L, 10-38	CBS	92,746	
10	19/16 at Tennessee *	L, 31-38	CBS	102,455	
17	Missouri *	W, 9-6	SECN	92,746	
31	-/23 vs. Florida * (11/12)	L, 3-27	CBS	84,628	
<b>November</b>					
7	Kentucky *	W, 27-3	SECN	92,746	
14	at Auburn *	W, 20-13	CBS	87,451	
21	Georgia Southern	W, 23-17	ESPNU	92,746	
28	at Georgia Tech	W, 13-7	ESPN2	55,000	
<b>January</b>					
2	-/25 vs. Penn State *	Noon	ESPN		

\* - SEC game Rankings: AP/Coaches & - EverBank Field

### TABLE OF CONTENTS

Page 2 . . . . . Quick Facts/NFL Notes  
Page 3 . . . . . CFP/Big Ten Standings/Media Information  
Page 4-5 . . . . . Head Coach James Franklin  
Page 6 . . . . . Opponents/National Polls/Future Schedules  
Page 7 . . . . . TaxSlayer Bowl  
Page 8 . . . . . The Series vs. Georgia  
Page 9-21 . . . . . Bowl Notes  
9 . . . . . Nittany Nuggets/NFL Stadiums (Bowls)  
10 . . . . . Dominating D-Line/Record Breakdown  
11 . . . . . Defense/End of an Era

12-13 . . . . . Hackenberg's Resume  
12 . . . . . National Statistical Rankings  
13 . . . . . Winningest Programs/At the Start  
14-16 . . . . . Honors & Awards  
17 . . . . . Air Attack/New Offensive Coordinator  
18 . . . . . Barkley Breaks Out/Offensive Tidbits  
19 . . . . . Special Teams/Community Service/Graduates  
20 . . . . . Happy Valley/Winning Time  
21 . . . . . Youth & Injuries/NFL Stadiums (Reg. Season)  
Page 22 . . . . . Starts Chart/Career Starts

Page 23 . . . . . Depth Chart/Pronunciations/Asst. Coaches  
Page 24-25 . . . . . Numerical Roster  
Page 26-27 . . . . . Alphabetical Roster  
Page 28 . . . . . Career Highs Chart  
Page 29 . . . . . The Last Time...  
Page 30 . . . . . Record Watch  
Page 31-42 . . . . . Game-by-Game Recaps (Games 1-12)  
Page 43-47 . . . . . Bowl Records  
Page 48-61 . . . . . Player Bios  
Page 62-78 . . . . . Statistics

PROGRAM NOTES

129TH SEASON OF GRIDIRON EXCELLENCE

Penn State is in its 129th season of intercollegiate football and owns an 856-381-42 record, to rank No. 8 nationally in all-time victories.

Penn State is one of just eight programs to pass the 850-win milestone, four of whom are Big Ten members: Penn State, Michigan, Nebraska and Ohio State.

ACADEMIC EXCELLENCE

A total of 370 of Penn State football student-athletes, including 22 in 2015, have earned Academic All-Big Ten honors since 1993 for owning at least a 3.0 grade point average and being a letterwinner.

ONE OF NATION'S TOUGHEST HOME VENUES

Penn State owns a superlative 271-72 (.790) record inside Beaver Stadium, the nation's second-largest facility, which opened in 1960 and has a capacity of 106,572.

ON YOUR TELEVISION

Penn State has appeared on television 275 times in its last 277 regular season games.

QUICK FACTS

UNIVERSITY

<b>NAME</b> .....	The Pennsylvania State University
<b>LOCATION</b> .....	University Park, Pa.
<b>FOUNDED</b> .....	.....1855
<b>ENROLLMENT</b> .....	.....46,068
<b>NICKNAME</b> .....	.....Nittany Lions
<b>COLORS</b> .....	.....Blue & White
<b>CONFERENCE</b> .....	.....Big Ten
<b>DIVISION</b> .....	.....NCAA Division I FBS
<b>STADIUM</b> .....	.....Beaver Stadium (106,572)
<b>STADIUM SURFACE</b> .....	.....Natural Grass
<b>PRESIDENT</b> .....	.....Dr. Eric Barron
<b>ATHLETICS DIRECTOR</b> .....	.....Sandy Barbour
<b>HEAD COACH</b> .....	.....James Franklin (2nd Season)
<b>FOOTBALL OFFICE</b> .....	.....814-865-0412
<b>TICKET OFFICE</b> .....	.....1-800-NITTANY

FOOTBALL HISTORY

<b>FIRST YEAR</b> .....	.....1887
<b>ALL-TIME RECORD</b> .....	.....856-381-42 (129th Season)
	.....8th in victories
<b>ALL-TIME BOWL RECORD</b> .....	.....28-15-2 (.633)
	.....T-3rd in bowl victories
<b>YEARS IN POST SEASON PLAY</b> .....	.....46
	.....T-9th in bowl appearances
<b>BEAVER STADIUM RECORD</b> .....	.....271-72 (.790)

ASSISTANT COACHES

<b>JOSH GATTIS</b> .....	Wake Forest; 2006
	Offensive Recruiting Coordinator/Asst. Special Teams/ Wide Receivers (2nd Season)
<b>HERB HAND</b> .....	Hamilton College; 1990
	Run Game Coordinator/Offensive Line (2nd Season)
<b>CHARLES HUFF</b> .....	Hampton; 2005
	Special Teams Coordinator/Running Backs (2nd Season)
<b>BRENT PRY</b> .....	Buffalo; 1993
	Assistant Head Coach/Co-Defensive Coordinator/ Linebackers (2nd Season)
<b>RICKY RAHNE</b> .....	Cornell; 2002
	Passing Game Coordinator/Quarterbacks (2nd Season)
<b>BOB SHOOP</b> .....	Yale; 1988
	Defensive Coordinator/Safeties (2nd Season)
<b>TERRY M. SMITH</b> .....	Penn State; 1991
	Defensive Recruiting Coordinator/ Cornerbacks (2nd Season)
<b>SEAN SPENCER</b> .....	Clarion; 1995
	Defensive Line (2nd Season)
<b>DWIGHT GALT</b> .....	Maryland; 1981
	Director of Performance Enhancement (2nd Season)

TEAM CAPTAINS



Penn State football head coach James Franklin announced on Aug. 10 that **Christian Hackenberg, Jordan Lucas, Angelo Mangiro, Von Walker and Anthony Zettel** will serve as team captains for the 2015 season. Hackenberg is a team captain for the second consecutive year.

"This group of guys was selected by their teammates and coaches because they are outstanding ambassadors for our program," Franklin said. "They are leaders in the classroom, in the community, in the locker room and are important influencers for our team."

Entering 2015, Hackenberg had started all 25 career games under center and ranked No. 3 in career passing yards (5,932), attempts (876) and completions (501), and was No. 4 in career total offense (5,770).

An honorable-mention All-Big Ten selection last season, Lucas is the unquestioned leader of the secondary. His 58 stops in 2014 ranked third on the team and his nine pass breakups ranked among the best in the Big Ten.

Mangiro was the leader of a young offensive line corps in 2014, starting every game and making starts at three different positions. He made 10 starts at center, two at right tackle and one at left guard. His efforts up front helped Penn State amass over 300 yards of total offense on seven

occasions in 2014, including 453 yards vs. Boston College in the New Era Pinstripe Bowl.

Walker earned a scholarship in April after two seasons as a walk-on, including a move from running back to linebacker during 2014 spring practice. Walker appeared in 12 games last season and made his first career start versus Northwestern. He was also a major contributor on special teams, ranking third on the team with five special teams tackles, including four on kickoff coverage. He has also excelled in the classroom, earning Academic All-Big Ten honors last year.

After moving from defensive end to defensive tackle in 2014, Zettel enjoyed his most productive season on the field in the blue and white. A fourth-team All-America selection by Athlon Sports and an All-Big Ten first-team pick by both the coaches and media, Zettel logged career-best totals with 17 tackles-for-loss and 8.0 sacks. Zettel was the only FBS player to rank among the national leaders in sacks and interceptions per game in 2014. Zettel is on a number of different awards watch lists.

LIONS IN THE NFL

25 NITTANY LIONS ON ACTIVE NFL ROSTERS

A total of 25 Penn State football alumni are populating the active rosters of 18 National Football League teams. The Nittany Lions annually are among the top 20 programs nationally in producing players in the NFL.

The Jacksonville Jaguars boast a league-high four former Nittany Lions, including nine-year veteran and 2013 Pro Bowl linebacker Paul Posluszny and 2014 second-round pick Allen Robinson. Veterans Jared Odrick (Miami) and Stefan Wisniewski (Oakland) signed with Jacksonville during the offseason as free agents.

The Chicago Bears (Adrian Amos and Robbie Gould, Dallas Cowboys (Jack Crawford and Sean Lee), Seattle Seahawks (Garry Gilliam and Jordan Hill) and San Francisco 49ers (NaVorro Bowman and Gerald Hodges).

Three players from Penn State's 2014 squad landed on active rosters - Amos (Chicago), Jesse James (Pittsburgh) and Donovan Smith (Tampa Bay). Another three from 2014 were named to practice squads: Brad Bars (New York Giants), Mike Hull (Miami) and Deion Barnes (New York Jets).

Penn State has had 39 NFL Draft picks since 2006, including 17 in the first three rounds, and at least three NFL Draft picks 17 times since starting Big Ten Conference competition in 1993. A total of 338 Nittany Lions have been selected all-time in the NFL Draft. Eleven-year veteran and Chicago Bears All-Pro placekicker Gould is Penn State's elder statesman in the NFL. Kansas City Chiefs All-Pro linebacker Tamba Hali, who is entering his 10th professional season, is second in longevity, followed by Posluszny (nine years) and seven-year professionals Jordan Norwood (Denver) and Cameron Wake (Miami).

For the 44th time in the Super Bowl's 49-game history, at least one Penn State alumnus was a member of one of the participating teams (18 times in last 20 years). Thirty-six former Nittany Lions have earned a total of 53 Super Bowl rings, most recently Hill and since-retired running back Michael Robinson with Seattle in 2014. A total of 105 Nittany Lions have been on Super Bowl rosters.

- Arizona Cardinals** – A.Q. Shipley
  - Atlanta Falcons** – Nate Stupar
  - Baltimore Ravens** – John Urschel
  - Chicago Bears** – Adrian Amos, Robbie Gould
  - Dallas Cowboys** – Jack Crawford, Sean Lee
  - Denver Broncos** – Jordan Norwood
  - Green Bay Packers** – Andrew Quarless
  - Jacksonville Jaguars** – Jared Odrick, Paul Posluszny, Allen Robinson, Stefan Wisniewski
  - Kansas City Chiefs** – Tamba Hali
  - Miami Dolphins** – Cameron Wake, Mike Hull
  - New Orleans Saints** – Mike Mauti
  - New York Giants** – Brad Bars
  - New York Jets** – Deion Barnes
  - Oakland Raiders** – Matt McGloin
  - Pittsburgh Steelers** – Jesse James
  - San Diego Chargers** – Johnnie Troutman
  - San Francisco 49ers** – NaVorro Bowman, Gerald Hodges
  - Seattle Seahawks** – Garry Gilliam, Jordan Hill
  - Tampa Bay Buccaneers** – Donovan Smith
  - Tennessee Titans** – DaQuan Jones
- Practice squad in italics*

TEN FORMER LIONS ON NFL COACHING STAFFS

Ten former Nittany Lions are patrolling the sidelines as part of NFL coaching staffs in 2015.

- Gary Brown (Dallas, running backs)
- Bobby Engram (Baltimore, wide receivers)
- Sam Gash (Green Bay, running backs)
- Ron Heller (New York Jets, assistant offensive line)
- John McNulty (Tennessee, quarterbacks)
- Mike Munchak (Pittsburgh, offensive line)
- Jeff Nixon (Miami, running backs)
- Paul Pasqualoni (Houston, offensive line)
- Daren Perry (Green Bay, safeties)
- Mike Wolf (Cleveland, assistant strength and conditioning)

Also, former Penn State quarterbacks coach Jim Caldwell is in his second season as the head coach of the Detroit Lions.

## COLLEGE FOOTBALL PLAYOFF

### CFP RANKINGS

1.	Clemson	13-0
2.	Alabama	12-1
3.	<b>Michigan State</b>	<b>12-1</b>
4.	Oklahoma	11-1
5.	Iowa	12-1
6.	Stanford	11-2
7.	<b>Ohio State</b>	<b>11-1</b>
8.	Notre Dame	10-2
9.	Florida State	10-2
10.	North Carolina	11-2
11.	TCU	10-2
12.	Ole Miss	9-3
13.	<b>Northwestern</b>	<b>10-2</b>
14.	<b>Michigan</b>	<b>9-3</b>
15.	Oregon	9-3
16.	Oklahoma State	10-2
17.	Baylor	9-3
18.	Houston	12-1
19.	Florida	10-3
20.	LSU	8-3
21.	Navy	9-2
22.	Utah	9-3
23.	Tennessee	8-4
24.	<b>Temple</b>	<b>10-3</b>
25.	USC	8-5

2015 Penn State opponents in **BOLD**

### December 31, 2015 - Semifinal

Capital One Orange Bowl:  
**No. 1 Clemson vs. No. 4 Oklahoma**  
*Sun Life Stadium - Miami Gardens, Fla.*

### December 31, 2015 - Semifinal

Goodyear Cotton Bowl:  
**No. 2 Alabama vs. No. 3 Michigan State**  
*AT&T Stadium - Arlington, Texas*

### January 11, 2016 - National Championship

College Football Playoff National Championship Game:  
*8:30 p.m. - University of Phoenix Stadium - Glendale, Ariz.*



## BIG STANDINGS [AS OF DEC. 20]

EAST	BIG TEN			OVERALL		
	W-L	%		W-L	%	vs. T25
Michigan State*	7-1	.875		12-1	.923	4-0
Ohio State	7-1	.875		11-1	.917	1-1
Michigan	6-2	.750		9-3	.750	1-3
<b>PENN STATE</b>	<b>4-4</b>	<b>.500</b>		<b>7-5</b>	<b>.583</b>	<b>0-5</b>
Indiana	2-6	.250		6-6	.500	0-4
Rutgers	1-7	.125		4-8	.333	0-4
Maryland	1-7	.125		3-9	.250	0-4

WEST	BIG TEN			OVERALL		
	W-L	%		W-L	%	vs. T25
Iowa*	8-0	1.000		12-1	.923	1-1
Northwestern	6-2	.750		10-2	.833	1-2
Wisconsin	6-2	.750		9-3	.750	0-3
Nebraska	3-5	.375		5-7	.417	1-2
Illinois	2-6	.250		5-7	.417	0-4
Minnesota	2-6	.250		5-7	.417	0-5
Purdue	1-7	.125		2-10	.167	0-3

### BIG TEN BOWL SCHEDULE (All Times Eastern)

#### Saturday, Dec. 26

Indiana vs. Duke, 3:30 p.m. (ABC)  
New Era Pinstripe Bowl  
Nebraska vs. UCLA, 9:15 p.m. (ESPN)  
Foster Farms Bowl

#### Monday, Dec. 28

Minnesota vs. Central Michigan, 5 p.m. (ESPN2)  
Quick Lane Bowl

#### Wednesday, Dec. 30

Wisconsin vs. USC, 10:30 p.m. (ESPN)  
Holiday Bowl

#### Thursday, Dec. 31

Michigan State vs. Alabama, 8 p.m. (ESPN)  
Goodyear Cotton Bowl - CFP Semifinal

#### Friday, Jan. 1

Northwestern vs. Tennessee, 12 p.m. (ESPN2)  
Outback Bowl  
Michigan vs. Florida, 1 p.m. (ABC)  
Buffalo Wild Wings Citrus Bowl  
Ohio State vs. Notre Dame, 1 p.m. (ESPN)  
Battlefrog Fiesta Bowl  
Iowa vs. Stanford, 5 p.m. (ESPN)  
Rose Bowl Game Presented by Northwestern Mutual

#### Saturday, Jan. 2

**PENN STATE VS. GEORGIA, 12 P.M. (ESPN)**  
TaxSlayer Bowl

## BIG TEN MEDIA SERVICES:

**BIG TEN CONFERENCE RELEASE/STATISTICS:** The Big Ten Conference football release, with standings and statistics, is available at [www.bigten.org](http://www.bigten.org).

## PENN STATE MEDIA SERVICES

### FOOTBALL CONTACTS

<b>Kris Petersen</b> Cell: 814-883-4581	<b>E-mail:</b> kap18@psu.edu <b>Twitter:</b> @GoPSUKris
<b>Greg Campbell</b> Cell: 814-876-0824	<b>E-mail:</b> gxc35@psu.edu <b>Twitter:</b> @SID_Greg
<b>Tony Mancuso</b> Cell: 724-456-2326	<b>E-mail:</b> tdm5000@psu.edu <b>Twitter:</b> @GoPSUTony
<b>Mark Brumbaugh</b> Cell: 814-441-9145	<b>E-mail:</b> mgb28@psu.edu <b>Twitter:</b> @markbrumbaugh

**Assoc. AD for Strategic Communications:** Jeff Nelson  
**Associate Directors:** Alissa Clendenen, Kris Petersen  
**Assistant Directors:** Mark Brumbaugh, Greg Campbell, Pat Donghia, Jeremy Fallis, Tony Mancuso, Will Rottler, Megan Samassa, Arielle Sargent, Jeff Smith  
**Admin. Assistants:** Vonda Harpster  
**Strategic Communications Office:** 814-865-1757  
**Website:** GoPSUsports.com  
**Address:** 101D Bryce Jordan Center, University Park, Pa., 16802

MONDAY	TUESDAY	WEDNESDAY	THURSDAY	FRIDAY	SATURDAY	SUNDAY
Arrival Jacksonville, Fla. 3 p.m. Omni Amelia Island	Post-Practice Availability Def. Coord. Bob Shoop/Def. Players 2:10 p.m. Fernandina Beach H.S.	Mayport Naval Base Visit 2-4 p.m.	Post-Practice Availability Interim Off. Coord. Ricky Rahne/Off. Players 12:50 p.m. Fernandina Beach H.S.	Press Conference James Franklin/Team Captains 11:30 a.m.  EverBank Field	Georgia Noon  ESPN/Penn State Sports Network  EverBank Field	Updated Statistics Available 9 a.m. GoPSUsports.com



@PennStateFBall



PSUfball

2015

PSUrvaled.com

GoPSUsports.com





**FRANKLIN FILE**

**Born:** February 2, 1972  
**Hometown:** Langhorne, Pa.  
**Wife:** Fumi  
**Daughters:** Shola & Addison

**Education:**  
 East Stroudsburg, 1995; B.S. in Psychology  
 Washington State, 1999; M.A. in Educational Leadership

**Playing Career:**  
 East Stroudsburg; Quarterback, 1991-94

**Coaching Experience**

2014-pres.	Head Coach	Penn State
2011-13	Head Coach	Vanderbilt
2008-10	Asst HC/Off. Coord./QBs	Maryland
2006-07	Off. Coord./QBs	Kansas State
2005	Wide Receivers	Green Bay Packers
2000-04	Recruiting Coord./WRs	Maryland
1999	Wide Receivers	Idaho State
1998	Grad. Asst./Tight Ends	Washington State
1997	Wide Receivers	James Madison
1996	Grad. Asst./Secondary	East Stroudsburg
1995	Wide Receivers	Kutztown

**BOWL RESULTS**

Year	School	Bowl	Result (Opp.)
2011	Vanderbilt	Liberty	L, 24-31 (Cincinnati)
2012	Vanderbilt	Music City	W, 38-24 (N.C. State)
2013	Vanderbilt	BBVA Compass	W, 32-21 (Houston)
2014	Penn State	Pinstripe	W, 31-30 (Boston College)
2015	Penn State	TaxSlayer	Jan. 2, 2016 (Georgia)

**HEAD COACH JAMES FRANKLIN**

Franklin was named the 16th head football coach in the history of the Nittany Lion program on January 11, 2014.

From Langhorne, Pa., Franklin vowed to "Dominate The State" and raise the bar in the team's academic achievement and community service during his introductory news conference. During his short tenure in Happy Valley, he has electrified Nittany Nation with his passion, vision for the program and ability to recruit premier student-athletes from across the nation. Franklin has assembled a coaching staff featuring a record of success, tremendous chemistry and familiarity with each other, Penn State and the region.

"I can't tell you how excited I am to come home," Franklin stated at his introductory press conference. "I grew up watching Penn State football and now to be at the helm of such a storied program is a tremendous honor. It's important to me to be a part of a University that strives for excellence in everything they do."

"When football student-athletes come to Penn State, they have a unique opportunity to receive a premium education while playing at the highest level of competition."

Since Day 1, Franklin has reinforced his four core values in an effort to return the Penn State program to national prominence.

The passionate, positive and driven Franklin is in his fifth year as a collegiate head coach, leading his first five squads to a bowl game, earning post-season victories the past three years. He owns a 38-26 career record, with five consecutive winning seasons.

His first season as the Nittany Lions' head coach began with a final-play 26-24 victory over UCF in Dublin, Ireland in Penn State's first-ever international game. The 2014 campaign ended with an equally dramatic comeback, a 31-30 overtime win over Boston College in the New Era Pinstripe Bowl in Yankee Stadium. The Nittany Lions overcame a 14-point deficit late in the third quarter, tying the largest comeback in Penn State's bowl history.

With the Pinstripe Bowl win, Franklin became just the third Penn State coach to lead the team to at least seven wins in his first season, joining Dick Harlow (1915) and Bill O'Brien (2012). In leading the Nittany Lions to a 4-0 start, Franklin also joined Harlow as the only first-year Penn State coaches to win their initial four games.

In February 2015, the Nittany Lions' highly-regarded class of 25 signees was ranked in the Top 15 nationally by the four major recruiting services.

During Franklin's first fall semester on campus, the Nittany Lions delivered a record-setting academic performance. The football student-athletes set program records with 25 student-athletes earning Dean's List recognition (3.5 GPA), 57 players owning a cumulative 3.0 grade-point average (GPA) or higher after the 2014 fall semester and 21 true freshmen posting a 3.0 GPA or better. Additionally, 51 squad members compiled at

least a 3.0 GPA in the fall of 2014, the second-highest semester total in program history. The spring of 2015 saw continued academic success with 51 student-athletes compiling at least a 3.0 GPA, marking the first time in program history with 50 or more 3.0s in a spring semester. Additionally, 18 squad members were at a Dean's List-level GPA for the spring semester.

Penn State's 87 percent football graduation figure was second-highest in the Big Ten Conference and No. 5 among all public FBS institutions, according to NCAA data in October 2014. The Nittany Lions' 87 percent graduation rate was 16 points higher than the 71 percent FBS average.

"We take a great deal of pride in our academic performance and we are committed to a high level of success and achievement in the classroom and on the field," says Franklin, who is in his 21st year in coaching. "I have been so impressed by the dedication, work ethic and pride our players have demonstrated with all their academic and team responsibilities. We want our players to have the complete student-athlete experience at Penn State!"

From June to December 2014, the Nittany Lions completed a program-record of more than 1,900 total hours of community service. Members of the football program participated in more than 30 community service events, including 23 events from the time training camp started in August. The volunteer events began with the Pennsylvania Special Olympics Summer Games on June 6 and ended on Dec. 26 with a visit to Sloan-Kettering Memorial Hospital in New York. Many squad members also traveled to the Penn State Hershey Children's Hospital in July, visiting with patients and their families.

The engaging and enthusiastic Franklin is a popular speaker and media interview subject. For the second consecutive year, he was a guest analyst on ESPN's coverage from the site of college football's National Championship game, spending a day appearing on various ESPN platforms from Fort Worth, Texas.

This past February, Franklin was the lone college head coach among the speakers and panelists at the prestigious MIT Sloan Sports Analytics Conference in Boston. He was a panelist for the session, "The Formula to Win: College Football Analytics," which was moderated by CNN anchor/reporter Rachel Nichols.

"Coach Franklin is a great relationship builder and has a tremendous connection with his student-athletes, the Penn State student body and our community," stated Sandy Barbour, Director of Athletics. "James aptly applies his football expertise and uses his high energy, passionate approach, and ability to listen and learn, to motivate the student-athletes in the program. You can see it in their effort, preparation and 'never give up' mentality. Penn State football has outstanding tradition, a really proud past and a very bright future under Coach Franklin's leadership and I'm excited to see our progress."

**CAREER RECORD**

Year	School	Overall	Conf.	Of Note
2011	Vanderbilt	6-7	2-6	lost to Cincinnati, 31-24; Liberty Bowl
2012	Vanderbilt	9-4	4-4	No. 23; def. North Carolina State, 38-24; Music City Bowl
2013	Vanderbilt	9-4	5-3	No. 20; def. Houston, 23-21; BBVA Compass Bowl
2014	Penn State	7-6	2-6	def. Boston College, 31-30 (OT); New Era Pinstripe Bowl
2015	Penn State	7-5	4-4	vs. Georgia; TaxSlayer Bowl
<b>Total (4 Years)</b>		<b>38-26</b>	<b>17-23</b>	<b>Four Bowl Appearances</b>
<b>Vanderbilt Record (3 Years)</b>		<b>24-15</b>	<b>11-13</b>	<b>Consecutive Top-25 Finishes for 1st Time in VU History</b>
<b>Penn State Record (2 Years)</b>		<b>14-11</b>	<b>6-10</b>	<b>Second Penn State coach to start career 4-0 (Harlow, 1915)</b>

"Our primary focus was to identify someone who shared our commitment to integrity, academics and winning championships," then-Director of Athletics Dave Joyner said at Franklin's introductory news conference. "Coach Franklin is a highly regarded coach and tremendous leader, but more importantly, he shares the same vision for Penn State football that we, and our fans, have for the program. His record shows that he takes great pride in the academic and athletic success of his student-athletes."

"I'm incredibly excited to get to know the students, alumni, and fans who have demonstrated such loyalty to the University as a whole and to the football program in particular," Franklin added. "I've worked my way through every division of football and no other school boasts a fan base like we do. We Are...Penn State!"

Franklin directed Vanderbilt to consecutive Top 25 finishes for the first time in the 124-year history of the program. The Commodores finished the 2013 season No. 24 in the Associated Press poll and No. 23 in the USA Today Coaches survey. The 2012 Vanderbilt squad finished No. 23 and 20, respectively, marking its first AP final ranking since 1948. Franklin's 24 wins tied Dan McGugin for the most by a Vanderbilt coach in his first three seasons.

Franklin led Vanderbilt to a bowl game in each of his three seasons in Nashville, with the last two years resulting in wins over North Carolina State (Music City Bowl) and Houston (BBVA Compass Bowl). The Commodores had played in four bowl games all-time in the 121 seasons prior to his arrival, none in consecutive years.

Vanderbilt has posted four nine-win seasons in program history, with Franklin's last two teams comprising half of the total. Over the last 20 games during the 2012-13 seasons, the Commodores' 16-4 record was second-best in the SEC to Alabama's 17-3 mark.

Franklin inherited a Vanderbilt team that finished 2-10 in both 2009 and 2010, including a 1-15 SEC mark. From 1983-2010, the Commodores had just one winning season (2008) prior to his arrival. His drive, coaching acumen and enthusiasm drove a quick turnaround in Vanderbilt's fortunes, as the team posted a 6-6 regular-season record and earned a berth in the Liberty Bowl during his first season. The 2011 bowl berth was Vanderbilt's second since 1983 and running back Zac Stacy broke the Commodores' season record with 1,193 rushing yards.

The Commodores had a breakthrough campaign in 2012 under Franklin, finishing on a seven-game winning streak (longest since 1948) to post a 9-4 mark, Vanderbilt's most wins in 97 years. A victory at Missouri sparked an 8-1 finish, which included three consecutive SEC road wins for the first time in program history. The Commodores were 5-3 in SEC play, winning five SEC games for the first time since 1935, and posted two shutouts for the first time since 1968. Vanderbilt defeated N.C. State, 38-24, in the Music City Bowl and Franklin was among five finalists for the Bear Bryant National Coach of the Year. Stacy became the first player in Vanderbilt history to rush for 1,000 yards in consecutive seasons, gaining 1,141 yards to finish with a school-record 3,143 yards and 30 rushing touchdowns. Stacy started 12 games and ran for 973 yards and seven touchdowns as a rookie with the St. Louis Rams in 2013. Wide receiver Jordan Matthews broke the Vanderbilt season receiving record with 1,363 yards on 94 catches.

Vanderbilt continued its historic rise under Franklin during the 2013 season, capping a school-record second consecutive 9-4 campaign with a 41-24 win over Houston in the BBVA Compass Bowl. The Commodores defeated Florida, Georgia and Tennessee in the same season for the first time in history, winning in Gainesville and Knoxville. Franklin helped Matthews develop into a two-time All-American and the SEC's career leader in receptions and receiving yardage, having compiled 262 career receptions for 3,759 yards and 24 touchdowns. Matthews broke the

SEC season record with 112 receptions for 1,477 yards and seven touchdowns in 2013, becoming the first SEC receiver to make 100 catches in a season. Tackle Wesley Johnson also earned first-team All-SEC honors from the coaches and the Associated Press.

Franklin began his coaching career as the wide receivers coach at Kutztown (Pa.) University (1995) and was a graduate assistant coach at his alma mater, East Stroudsburg (Pa.) in 1996, working with the secondary. He then was the wide receivers coach at James Madison (1997), a graduate assistant (tight ends) at Washington State in 1998 and the wide receivers coach at Idaho State (1999).

In 2000, Franklin was named the wide receivers coach at Maryland under head coach Ron Vanderlinden, who would go on to coach the Penn State linebackers from 2001-13. Franklin continued in that role under new head coach Ralph Friedgen in 2002 and '03 and helped the Terps to three consecutive 10-win seasons, including an appearance in the 2002 FedEx Orange Bowl. In 2003, Franklin added duties as recruiting coordinator and directed back-to-back recruiting classes ranked in the Top 25 nationally. Franklin and former Nittany Lion head coach Bill O'Brien (running backs) were Maryland assistant coaches in 2003 and '04 under Friedgen.

After five successful years at Maryland, Franklin was named wide receivers coach on Mike Sherman's Green Bay Packers staff in 2005. During that season, Green Bay ranked third in the NFL in receptions (383) and seventh in receiving yards (3,766). Donald Driver was among the top receivers in the NFL, ranking second in receptions and eighth in receiving yards, with a then-career-high 86 catches for 1,221 yards.

Franklin served as the offensive coordinator and quarterbacks coach at Kansas State during the 2006-07 seasons under head coach Ron Prince. In 2006, he helped the Wildcats to their first winning season in four years. Franklin coached quarterback Josh Freeman and oversaw an offense that produced a 3,000-yard passer (Freeman), 1,500-yard receiver (All-American wide receiver Jordy Nelson) and 1,000-yard rusher (James Johnson) during the 2007 season, a first in school history. Freeman would go on to become the Wildcats' highest NFL offensive draft pick since 1954 when the Tampa Bay Buccaneers selected him 17th overall in the 2009 NFL Draft.

Franklin returned to Maryland in 2008 as the assistant head coach and offensive coordinator. He helped the Terrapins to victories in the 2008 Humanitarian Bowl and the 2010 Military Bowl. The 2010 squad was among the national leaders in scoring offense at 32.2 points per game and was led by ACC Rookie of the Year quarterback Danny O'Brien. He threw for 2,438 yards, 22 touchdowns and only eight interceptions in 2010, with All-ACC receiver Torrey Smith making 67 catches for 1,055 yards and 12 scores.

In 1998, Franklin began his participation in the NFL's Minority Coaching Fellowship Program, starting with a stint with the Miami Dolphins and working with Hall of Fame quarterback Dan Marino. Franklin also worked with Donovan McNabb of the Philadelphia Eagles (1999) and Minnesota Vikings (2008) in the NFL program.

Franklin was a four-year letterman at quarterback and a two-time All-PSAC selection at East Stroudsburg. He set seven school records as a senior to earn team MVP honors and was a Harlon Hill Trophy nominee as the NCAA Division II Player of the Year. Among the season records he set were for total offense (3,128 yards), passing yards (2,586) and TD passes (19). Franklin graduated having broken or tied 23 school records.

Franklin graduated from East Stroudsburg in 1995 with a degree in psychology and earned a master's degree in educational leadership from Washington State University. Franklin graduated from Neshaminy High School in Langhorne.

Franklin and his wife, Fumi, have two daughters, Shola and Addison.



@PennStateFBall



PSUFBall

2015

PSUUnrivaled.com

GoPSUsports.com



OPPONENT TRACKER



**TEMPLE** *owlsports.com*  
**OVERALL:** 10-3 **AAC:** 7-1  
**BOWL:** vs. Toledo (12/22)  
**LAST GAME:** L, 13-24, at Houston



**BUFFALO** *ubbulls.com*  
**OVERALL:** 5-7 **MAC:** 3-5  
**LAST GAME:** L, 26-31, UMass



**RUTGERS** *scarletknights.com*  
**OVERALL:** 4-8 **B1G:** 1-7 (East)  
**LAST GAME:** L, 41-46, Maryland



**SAN DIEGO STATE** *goaztecs.com*  
**OVERALL:** 10-3 **MWC:** 8-0  
**BOWL:** vs. Cincinnati (12/24)  
**LAST GAME:** W, 27-24, vs. Air Force



**ARMY** *goarmywestpoint.com*  
**OVERALL:** 2-10  
**LAST GAME:** L, 17-21, vs. Navy



**INDIANA** *iuhoosiers.com*  
**OVERALL:** 6-6 **B1G:** 2-6 (East)  
**BOWL:** vs. Duke (12/26)  
**LAST GAME:** W, 54-36, at Purdue



**OHIO STATE** *ohiostatebuckeyes.com*  
**OVERALL:** 11-1 **B1G:** 7-1 (East)  
**BOWL:** vs. Notre Dame (1/1)  
**LAST GAME:** W, 42-13, at Michigan



**MARYLAND** *umterps.com*  
**OVERALL:** 3-9 **B1G:** 1-7 (East)  
**LAST GAME:** W, 46-41, at Rutgers



**ILLINOIS** *fightingillini.com*  
**OVERALL:** 5-7 **B1G:** 1-7 (West)  
**LAST GAME:** L, 14-24, Northwestern



**NORTHWESTERN** *nusports.com*  
**OVERALL:** 10-2 **B1G:** 6-2 (West)  
**BOWL:** vs. Tennessee (1/1)  
**LAST GAME:** W, 24-14, at Illinois



**MICHIGAN** *mgoblue.com*  
**OVERALL:** 9-3 **B1G:** 6-2 (East)  
**BOWL:** vs. Florida (1/1)  
**LAST GAME:** L, 13-42, Ohio State



**MICHIGAN STATE** *msuspartans.com*  
**OVERALL:** 12-1 **B1G:** 7-1 (East)  
**BOWL:** vs. Alabama (12/31)  
**LAST GAME:** W, 16-13, vs. Iowa

Home  Away  Neutral

OPPONENT NOTES

- Three 2015 Penn State opponents (Temple, SDSU, Michigan State) reached their respective conference's championship game. Two (SDSU, Michigan State) won the game.
- Seven (Temple, SDSU, Indiana, Ohio State, Northwestern, Michigan, Michigan State) qualified for bowl games. Six (all except Indiana) had nine-plus wins.
- Five (Michigan State, Ohio State, Northwestern, Michigan, Temple) were ranked in the final CFP Top 25. Michigan State qualified for a CFP semifinal game with a No. 3 ranking.
- Including Georgia, Penn State's opponents totaled a combined record of 96-63 (.604) during regular season.

NATIONAL POLLS

AP TOP 25 (Week 15)

1.	Clemson (51)	13-0	1510
2.	Alabama (9)	12-1	1465
3.	<b>Michigan State (1)</b>	<b>12-1</b>	<b>1382</b>
4.	Oklahoma	11-1	1376
5.	Stanford	11-2	1221
6.	Iowa	12-1	1214
7.	<b>Ohio State</b>	<b>11-1</b>	<b>1208</b>
8.	Notre Dame	10-2	1070
9.	Florida State	10-2	972
10.	North Carolina	11-2	949
11.	TCU	10-2	936
12.	<b>Northwestern</b>	<b>10-2</b>	<b>776</b>
13.	Oklahoma State	10-2	767
14.	Houston	12-1	710
15.	Oregon	9-3	685
16.	Ole Miss	9-3	656
17.	<b>Michigan</b>	<b>9-3</b>	<b>578</b>
18.	Baylor	9-3	426
19.	Florida	10-3	420
20.	Utah	9-3	323
21.	Navy	9-2	271
22.	LSU	8-3	270
23.	Wisconsin	9-3	197
24.	<b>Temple</b>	<b>10-3</b>	<b>94</b>
25.	Western Kentucky	11-2	70

USA TODAY COACHES TOP 25 (Week 15)

1.	Clemson (55)	13-0	1493
2.	Alabama (5)	12-1	1438
3.	Oklahoma	11-1	1363
4.	<b>Michigan State</b>	<b>12-1</b>	<b>1341</b>
5.	<b>Ohio State</b>	<b>11-1</b>	<b>1205</b>
6.	Stanford	11-2	1202
7.	Iowa	12-1	1184
8.	Florida State	10-2	1025
9.	Notre Dame	10-2	1016
10.	TCU	10-2	927
11.	North Carolina	11-2	914
12.	<b>Northwestern</b>	<b>10-2</b>	<b>775</b>
13.	Oklahoma State	10-2	764
14.	Oregon	9-3	655
15.	Ole Miss	9-3	627
16.	Houston	12-1	626
17.	<b>Michigan</b>	<b>9-3</b>	<b>533</b>
18.	Florida	10-3	502
19.	Baylor	9-3	485
20.	Utah	9-3	362
21.	LSU	8-3	261
22.	Navy	9-2	251
23.	Wisconsin	9-3	177
24.	<b>Temple</b>	<b>10-3</b>	<b>72</b>
25.	<b>Georgia</b>	<b>9-3</b>	<b>68</b>

Others receiving votes: **Georgia 67**, USC 57, BYU 28, Tennessee 23, **San Diego State 22**, Arkansas 20, Washington State 20, Memphis 10, Bowling Green 8, South Florida 8, Mississippi State 6, Toledo 4, UCLA 4, Arkansas State 2

Others receiving votes: **Western Kentucky 55**, USC 51, **San Diego State 26**, Tennessee 24, UCLA 15, Bowling Green 12, Washington State 12, Memphis 10, Mississippi State 7, BYU 7, Arkansas State 6, Appalachian State 3, Texas A&M 3, Louisville 2, Pittsburg 1

2015 Opponents in Bold

PENN STATE IN THE POLLS

Date	AP	COACHES	Date	AP	COACHES
Preseason	RV	RV	Week 9 (10/25)	--	--
Week 2 (9/8)	--	--	Week 10 (11/1)	RV	RV
Week 3 (9/13)	--	--	Week 11 (11/8)	--	--
Week 4 (9/20)	--	--	Week 12 (11/15)	--	--
Week 5 (9/27)	--	--	Week 13 (11/22)	--	--
Week 6 (10/4)	--	--	Week 14 (11/29)	--	--
Week 7 (10/11)	RV	RV	Week 15 (12/6)	--	--
Week 8 (10/18)	--	--	Week 16 (Pre Bowls)	--	--

FUTURE SCHEDULES

2016 Schedule

Sept. 3	.....	KENT STATE
Sept. 10	.....	at Pittsburgh
Sept. 17	.....	TEMPLE
Sept. 24	.....	at Michigan *
Oct. 1	.....	MINNESOTA *
Oct. 8	.....	MARYLAND* (Homecoming)
Oct. 22	.....	OHIO STATE *
Oct. 29	.....	at Purdue *
Nov. 5	.....	IOWA *
Nov. 12	.....	at Indiana *
Nov. 19	.....	at Rutgers *
Nov. 26	.....	MICHIGAN STATE *

2017 Schedule

Sept. 2	.....	AKRON
Sept. 9	.....	PITTSBURGH
Sept. 16	.....	GEORGIA STATE
Sept. 23	.....	at Iowa *
Sept. 30	.....	INDIANA *
Oct. 7	.....	at Northwestern *
Oct. 21	.....	MICHIGAN *
Oct. 28	.....	at Ohio State *
Nov. 4	.....	at Michigan State *
Nov. 11	.....	RUTGERS *
Nov. 18	.....	NEBRASKA *
Nov. 25	.....	at Maryland *

2018 Schedule

Sept. 1	.....	APPALACHIAN STATE
Sept. 8	.....	at Pittsburgh
Sept. 15	.....	KENT STATE
Sept. 22	.....	at Illinois *
Sept. 29	.....	OHIO STATE *
Oct. 13	.....	MICHIGAN STATE *
Oct. 20	.....	at Indiana *
Oct. 27	.....	IOWA *
Nov. 3	.....	at Michigan *
Nov. 10	.....	WISCONSIN *
Nov. 17	.....	at Rutgers *
Nov. 24	.....	MARYLAND *

2019 Schedule^

Aug. 31	.....	IDAHO
Sept. 7	.....	TBA
Sept. 14	.....	PITTSBURGH
Sept. 21	.....	TBA
Sept. 28	.....	at Maryland*
Oct. 5	.....	PURDUE*
Oct. 12	.....	at Iowa*
Oct. 19	.....	MICHIGAN*
Oct. 26	.....	at Michigan State*
Nov. 9	.....	at Minnesota*
Nov. 16	.....	INDIANA*
Nov. 23	.....	at Ohio State*
Nov. 30	.....	RUTGERS*

\*Big Ten Conference game  
 ^One non-conference game to be scheduled

## TAXSLAYER BOWL

## NITTANY LIONS EARN 46TH BOWL BERTH

Penn State made its first postseason appearance in 1923 when they traveled across the country to face USC in the Rose Bowl Game to cap off the 1922 season. Since then, the Blue and White have made the ninth-most postseason appearances in FBS history.

- Penn State will be making its 46th bowl appearance all-time, tied for No. 9 nationally. The Nittany Lions' 28 post-season victories are tied for No. 3 nationally with Georgia and Oklahoma, and lead all Big Ten Conference institutions.
- Penn State's 64.4 winning percentage in bowl games (28-15-2 record) is No. 2 nationally among teams with at least 20 post-season appearances. USC (67.3) is the only school with a better bowl winning percentage than Penn State.
- Penn State has won five of its last eight bowl games, with victories in the 2006 FedEx Orange Bowl (Florida State), 2007 Outback Bowl (Tennessee), 2007 Alamo Bowl (Texas A&M), 2010 Capital One Bowl (LSU) and 2014 Pinstripe Bowl (Boston College). The losses came in the 2009 Rose Bowl (USC), 2011 Outback Bowl (Florida) and 2012 TicketCity Bowl (Houston).

## LIONS IN THE TAXSLAYER/GATOR BOWL

- Penn State has a 1-2-1 record in four appearances in the formerly named Gator Bowl.
- Penn State made its first appearance in 1961, defeating Georgia Tech, 30-15.
- The Nittany Lions ultimately made three consecutive bowl appearances in the Gator Bowl, returning the very next year in 1962, falling to Florida, 17-7, and returning after a five-year bowl drought in 1967, tying Florida State, 17-17.
- Penn State made its last appearance in 1976, suffering a 20-9 defeat to Notre Dame.

## LAST TIME IN THE GATOR BOWL (1976):

Meeting Notre Dame for the first time since 1928, a 3-0 turnover deficit proved to be Penn State's undoing as the Irish posted a 20-9 victory in the 1976 Gator Bowl.

It was apparent in the early going that the teams were evenly matched and breaks would be the determining factor. After Penn State took an early 3-0 lead that Notre Dame erased with a first-quarter touchdown, the Irish used a turnover and solid offense to outscore the Lions, 13-0, in the second period, cruise to a 20-3 halftime lead and never relinquish their hold.

Penn State out-gained the Irish, 274-273, led by the rushing tandem of Bob Torrey and Matt Suhey. Quarterback Chuck Fusina hit 14 of 33 passes for 118 yards, including Penn State's only touchdown, an eight yard strike to Suhey in the fourth quarter. Jimmy Cefalo made five catches for 60 yards and had three carries for 18 yards to earn Penn State Outstanding Player of the Game honors. All-America linebacker Kurt Allerman made a game-high 16 tackles.

## PENN STATE IN JANUARY BOWL GAMES

- Penn State will be playing the program's 29th January bowl game and owns an 18-10 record in those contests.
- This will be Penn State's fourth time playing on Jan. 2, and the first time since the 2012 TicketCity Bowl.
- Penn State is 2-1 on Jan. 2, winning the 1987 Fiesta Bowl and 1995 Rose Bowl.

## REPEAT BOWL FOE

- Penn State will be competing against a repeat bowl opponent after playing in first-time match-ups in its last two bowl games at the 2012 TicketCity (Houston) and 2014 Pinstripe (Boston College) Bowls.
- The Nittany Lions had played repeat opponents in seven straight bowl games prior to the TicketCity Bowl.
- The meeting against Georgia will be Penn State's second all-time and in a bowl. The Bulldogs are the Nittany Lions' 12th repeat bowl opponent.
- Penn State and Georgia last met in the 1983 Sugar Bowl. Penn State's victory earned it the National Championship.
- Penn State has matched up with the following teams multiple times: Alabama (3), Auburn (2), Florida (3), Florida State (3), LSU (2), Oklahoma (2), Oregon (2), Tennessee (3), Texas (2), Texas A&M (2) and USC (3).

## NITTANY LIONS IN NFL VENUES

- The TaxSlayer Bowl will be the third game Penn State has played inside an NFL venue this season.
- Penn State opened the year against Temple in Lincoln Financial Field, which the Owls share with the Philadelphia Eagles and also met Maryland in M&T Bank Stadium, home of the Super Bowl XLVII Champion Baltimore Ravens.
- EverBank Field will be the ninth current NFL venue that Penn State has played in.
- The Nittany Lions have also played in current homes of the Miami Dolphins (Sun Life Stadium), New Orleans Saints (Mercedes-Benz Superdome), New York Giants/New York Jets (MetLife Stadium), San Diego Chargers (Qualcomm Stadium), Tampa Bay Buccaneers (Raymond James Stadium) and Washington Redskins (FedEx Field).
- The first documented Penn State game in a professional stadium was in 1921 when the Nittany Lions defeated Georgia Tech, 28-7, in front of 30,000 fans at the Polo Grounds in Upper Manhattan in New York City.
- The Lions have played 19 bowl games in nine different venues that housed NFL teams at the time, posting a 12-7 record. The Lions have also played 38 regular season games in 13 different stadiums with permanent NFL tenants.

See NFL Stadiums on Page 9 & 21.

## BOWL HISTORY

Below is a rundown of Penn State's complete bowl history, listing the date, bowl game and score, with opponent for all 45 of its previous postseason competitions.

Jan. 1, 1923 - Rose Bowl	USC 14, Penn State 3
Jan. 1, 1948 - Cotton Bowl	Penn State 13, SMU 13
Dec. 19, 1959 - Liberty Bowl	Penn State 7, Alabama 0
Dec. 17, 1960 - Liberty Bowl	Penn State 41, Oregon 12
Dec. 30, 1961 - Gator Bowl	Penn State 30, Georgia Tech 15
Dec. 29, 1962 - Gator Bowl	Florida 17, Penn State 7
Dec. 30, 1967 - Gator Bowl	Penn State 17, Florida State 17
Jan. 1, 1969 - Orange Bowl	Penn State 15, Kansas 14
Jan. 1, 1970 - Orange Bowl	Penn State 10, Missouri 3
Jan. 1, 1972 - Cotton Bowl	Penn State 30, Texas 6
Dec. 31, 1972 - Sugar Bowl	Oklahoma 14, Penn State 0
Jan. 1, 1974 - Orange Bowl	Penn State 16, LSU 9
Jan. 1, 1975 - Cotton Bowl	Penn State 41, Baylor 20
Dec. 31, 1975 - Sugar Bowl	Alabama 13, Penn State 6
Dec. 27, 1976 - Gator Bowl	Notre Dame 20, Penn State 9
Dec. 25, 1977 - Fiesta Bowl	Penn State 42, Arizona State 30
Jan. 1, 1979 - Sugar Bowl	Alabama 14, Penn State 7
Dec. 22, 1979 - Liberty Bowl	Penn State 9, Tulane 6
Dec. 26, 1980 - Fiesta Bowl	Penn State 31, Ohio State 19
Jan. 1, 1982 - Fiesta Bowl	Penn State 26, USC 10
Jan. 1, 1983 - Sugar Bowl	Penn State 27, Georgia 23
Dec. 26, 1983 - Aloha Bowl	Penn State 13, Washington 10
Jan. 1, 1986 - Orange Bowl	Oklahoma 25, Penn State 10
Jan. 2, 1987 - Fiesta Bowl	Penn State 14, Miami (Fla.) 10
Jan. 1, 1988 - Citrus Bowl	Clemson 35, Penn State 10
Dec. 29, 1989 - Holiday Bowl	Penn State 50, BYU 39
Dec. 28, 1990 - Blockbuster Bowl	Florida State 24, Penn State 17
Jan. 1, 1992 - Fiesta Bowl	Penn State 42, Tennessee 17
Jan. 1, 1993 - Blockbuster Bowl	Stanford 24, Penn State 3
Jan. 1, 1994 - Citrus Bowl	Penn State 31, Tennessee 13
Jan. 2, 1995 - Rose Bowl	Penn State 38, Oregon 20
Jan. 1, 1996 - Outback Bowl	Penn State 43, Auburn 14
Jan. 1, 1997 - Fiesta Bowl	Penn State 38, Texas 15
Jan. 1, 1998 - Citrus Bowl	Florida 21, Penn State 6
Jan. 1, 1999 - Outback Bowl	Penn State 26, Kentucky 14
Dec. 28, 1999 - Alamo Bowl	Penn State 24, Texas A&M 0
Jan. 1, 2003 - Capital One Citrus Bowl	Auburn 13, Penn State 9
Jan. 3, 2006 - Orange Bowl	Penn State 26, Florida State 23 (3 OT)
Jan. 1, 2007 - Outback Bowl	Penn State 20, Tennessee 10
Dec. 29, 2007 - Alamo Bowl	Penn State 24, Texas A&M 17
Jan. 1, 2009 - Rose Bowl	USC 38, Penn State 24
Jan. 1, 2010 - Capital One Citrus Bowl	Penn State 19, LSU 17
Jan. 1, 2011 - Outback Bowl	Florida 37, Penn State 24
Jan. 2, 2012 - TicketCity Bowl	Houston 30, Penn State 14
Dec. 27, 2014 - New Era Pinstripe Bowl	Penn State 31, Boston College 30

## BOWL DESTINATIONS

The former Gator Bowl ranks as one of the most frequent Penn State bowl destinations. The Nittany Lions will be making their fifth appearance in the bowl and the first since 1976.

#	Bowl	Last
6	Fiesta	Jan. 1, 1997 vs. Texas
5	Citrus/Capital One Orange	Jan. 1, 2010 vs. LSU
4	TaxSlayer/Gator	Dec. 27, 1976 vs. Notre Dame
	Outback	Jan. 1, 2011 vs. Florida
	Sugar	Jan. 1, 1983 vs. Georgia
3	Cotton	Jan. 1, 1975 vs. Baylor
	Liberty	Dec. 22, 1979 vs. Tulane
	Rose	Jan. 1, 2009 vs. USC
2	Alamo	Dec. 29, 2007 vs. Texas A&M
	Blockbuster	Jan. 1, 1993 vs. Stanford
1	Aloha	Dec. 26, 1983 vs. Washington
	Holiday	Dec. 29, 1989 vs. BYU
	Pinstripe	Dec. 27, 2014 vs. Boston College
	TicketCity	Jan. 1, 2012 vs. Houston

The state of Florida is by far Penn State's most frequent bowl destination. The 2016 TaxSlayer Bowl will be Penn State's 21st in the Sunshine State, and the Nittany Lions are 10-9-1 in the previous 20 games. Penn State will play in a Florida bowl for the fourth consecutive calendar year ending with a '5' (1985 - Orange, 1995 - Outback, 2005 - Orange.)

#	State	Last
20	Florida	Outback - Jan. 1, 2011
6	Arizona	Fiesta - Jan. 1, 1997
	Texas	TicketCity - Jan. 2, 2012
4	California	Rose - Jan. 1, 2009
	Louisiana	Sugar - Jan. 1, 1983
2	Pennsylvania	Liberty - Dec. 17, 1960
1	Hawaii	Aloha - Dec. 26, 1983
	New York	Pinstripe - Dec. 27, 2014
	Tennessee	Liberty - Dec. 22, 1979



@PennStateFBall



PSUFBall

2015

PSUrvived.com

GoPSUsports.com

## SERIES NOTES

## SECOND MEETING

- Penn State and Georgia have only met once previously, doing so in the 1983 Sugar Bowl.
- With Georgia entering the game ranked No. 1 and Penn State No. 2, the game served as the National Championship game.
- Penn State won, 27-23, and was voted the 1982 National Champion by all the major polls.

## INTERIM HEAD COACH BRYAN MCCLENDON

- Bryan McClendon was named Interim Head Coach of the Bulldogs on Dec. 3, 2015. He will serve in that capacity through Georgia's appearance in the TaxSlayer Bowl.
- A former wide receiver at UGA, McClendon held three titles during the 2015 regular season: wide receivers coach, assistant head coach and passing game coordinator.
- From 2009-14, he was the Bulldogs' running backs coach. McClendon also served as recruiting coordinator in 2014-15.

## SCOUTING THE BULLDOGS

- Georgia is 9-3 overall with a 5-3 mark in SEC play.
- The Bulldogs have SEC wins over Vanderbilt, South Carolina, Missouri, Kentucky and Auburn.
- They finished the regular season with a four-game winning streak capped with a 13-7 win over in-state rival Georgia Tech.
- Assistant head coach/wide receivers coach Bryan McClendon will serve as Georgia's interim head coach for the bowl game.
- The Bulldogs suffered a 24-19 loss to Nebraska in the 2014 TaxSlayer Bowl game, its most recent game against a Big Ten team.
- Georgia ranks eighth nationally in total defense allowing 298.0 yards per game.
- Dominick Sanders is tied for the lead in the SEC and 17th nationally with five interceptions.

## STORIED PROGRAMS MEET ON GRIDIRON

- Penn State and Georgia are among the nation's premier football programs.
- Penn State and Georgia both rank among the top-15 programs in winning percentage and total victories in NCAA history.
- Penn State and Georgia are tied for third nationally with 28 bowl victories each. Georgia is tied for fourth nationally with 51 bowl appearances, while Penn State is tied for ninth with 46.
- Penn State is second nationally with a .644 bowl winning percentage, while Georgia is tied for eighth at .590.
- Four of the top-12 winningest programs in NCAA history are from the Big Ten, and four are from the SEC.
- Penn State is No. 10 in winning percentage (.686) and No. 8 in all-time victories (856).
- Georgia sits at No. 15 in winning percentage (.649) and No. 11 in all-time victories (786).
- The Nittany Lions and Bulldogs are also among the most ranked teams in NCAA history, according to the AP poll (since 1936).
- Penn State has spent 21 weeks ranked No. 1 in the AP Poll (t-15th all-time) and Georgia has earned the No. 1 ranking by the AP on 15 occasions (t-19th all-time). *(Not including preseason rankings)*
- Penn State's 591 weeks ranked among the AP Top-25 rank ninth all-time, while Georgia's 542 weeks rank 13th.
- Both teams ranked in the Top 10 nationally for attendance this season. Penn State was sixth with 99,799 fans per game, while Georgia was eighth with 92,746 fans per game.
- The top 11 teams in attendance this season were all from either the Big Ten (4) or Southeastern (7) conferences.

## LAST MEETING

## PENN STATE CLAIMS NATIONAL CHAMPIONSHIP WITH 1983 SUGAR BOWL VICTORY OVER GEORGIA, 27-23

Number 1 officially arrived in the Nittany Valley the following morning, when Jimmie McDowell of the National Football Foundation and Hall of Fame opened the morning-after press conference with the announcement that the Nittany Lions were the unanimous choice to receive the MacArthur Bowl. The wire services followed suit later in the day.

Some Penn State fans may have predicted the national title when their Lions rolled to six-straight wins at the end of the season, following a mid-year loss to Alabama. Others may have sensed a quiet confidence in the Penn State team during the week in New Orleans. Even the most skeptical Penn State fans – if there were any that week – felt that the King of the Jungle was to be the Lion when Todd Blackledge marched his army through Georgia on a seven-play, 80-yard drive to open the 1983 Sugar Bowl. All doubt was removed when Blackledge lofted a 48-yard scoring pass to split end Gregg Garrity on play six-43 early in the fourth quarter, to give Penn State an insurmountable lead of 27-17.

Even when a fumbled punt gave Georgia a final chance to narrow the gap to 27-23 as the Bulldogs managed their only two first downs of the fourth quarter, the Lions maintained their poise.

On third-and-1, Blackledge quarterbacked sneaked for two yards to keep the drive going. Then an illegal procedure call backed the Lions into a first-and-15 situation before Blackledge, calling an audible at the line of scrimmage on third-and-3 rifled a 6-yarder to Garrity at the left sideline to preserve the drive and all but run out the clock.

The Lions held the ball until the final six seconds when they were forced to punt and the last play found Ralph Giacommario's 62-yard punt sailing into the end zone with 11 frustrated punt blockers failing.

Penn State jumped out a quick 7-0 lead, scoring in the first three minutes of the game. On consecutive plays, Blackledge drilled a 33-yard pass down the middle to tight end Mike McCloskey and found Garrity on a crossing pattern for 27 yards to the Georgia 9. A 7-yard pass to McCloskey set up Curt Warner's 2-yard run around left end with just 2:51 elapsed. Georgia took more time, marching 70 yards on 16 plays for Kevin Butler's 27-yard field goal with 6:05 remaining in the opening quarter.

The Lions' big-play offense went back to work at the start of the second quarter when Blackledge passed 23 yards to flanker Kenny Jackson to the Georgia 45 and two plays later, Warner swept left end for 26 yards. Three plays failed to gain a yard and Nick Gancitano booted the first of his three field goals, this one from 38 yards.

Georgia remained bottled up by the Penn State defense, tailing to move out of its half of the field, and Kevin Baugh's 24-yard punt return to the Lion 35 started another drive. First down was Penn State's down all night and on the opening play of this drive, Blackledge and Garrity hooked up for 36 yards down the right sideline to set up Warner's sizzling, across-the-grain 9-yard scoring run, boosting Penn State to a 17-3 edge with 2:43 left in the half.

The Bulldogs mishandled the kickoff and were forced to punt with the Lions regaining possession at the Georgia 44. Penn State moved close enough for Gancitano to kick a 45-yard field goal with only 44 seconds left.

But Georgia showed why it was 11-0 in the regular season, using a lateraled reception to set by Lastinger's 10-yard scoring pass to Herman Archie with just five seconds left in the half. Georgia then took the opening kickoff of the second half, driving 69 yards in 11 plays to score on Walker's 1-yard run, to cut the margin to 20-17. It remained there until Blackledge's long TD throw to Garrity on the fifth play of the fourth quarter.

All the world knew what was coming and the Lions just out-executed Georgia. Tight end Clarence Kay snagged a 9-yard pass from John Lastinger to move Georgia to 27-23 with 3:54 left in the game. Even after Herschel Walker's two-point run try failed, the Dawgs still threatened when Lions, protecting against an onside kick, let the ensuing kickoff bounce deep in their territory and were stuck back on the Penn State 14.

After Georgia's early touchdown of the second half, the Bulldogs managed only two first downs (on the final drive of the game). Linebacker Scott Radevic (14 tackles), safety Mark Robinson (nine tackles and two interceptions) and hero Harry Hamilton (10 tackles) stifled the vaunted Georgia running game, "holding" Walker to 103 yards and a long run of 12 yards on 28 carries.

When it was all over, it was apparent that one of the keys to victory was Warner, who was bothered by leg cramps in the game, but managed a gutsy 63 yards in the second half at a time that the Lions needed to establish their running game to regain their poise and then control the ball for the win. He finished the game with 117 yards and 18 carries for his fifth straight 100-yard game and an 18th time over 100 yards (Penn State was 18-0 on those days), but equally as important, some satisfaction in his "matchup" with Walker. For the second year in a row, Warner out-gained the Heisman Trophy winner in a bowl game.



## TEAM STATISTICS

	PSU	UGA
First Downs	19	19
Rushing Yards	139	160
Passing Yards	228	166
Passing (C-A-Int)	13-23-0	12-29-2
Total Offense	387	326
Fumbles (#-Lost)	2-1	3-0
Penalties (#-Yards)	7-42	7-39
Possession Time	30:38	29:22

## GAME LEADERS

\* Top performers from each school based on yardage.

## PENN STATE

## Rushing

Curt Warner 18 for 177 yds, 2 TDs  
John Williams 13 for 35 yds

## Passing

Todd Blackledge 13-of-23 for 228 yds  
1 TD/0 INT

## Receiving

Gregg Garrity 4 for 116 yds, 1 TD  
Mike McCloskey 3 for 53 yds

## GEORGIA

## Rushing

Herschel Walker 28 for 103 yds, 1 TD  
Chris McCarthy 9 for 36 yds

## Passing

John Lastinger 12-of-27 for 166 yds  
2 TD/0 INT

## Receiving

Clarence Kay 5 for 61 yds, 1 TD  
Kevin Harris 4 for 67 yds

## OTHER

Date	Jan. 1, 1983
Location	New Orleans, La.
Stadium	Louisiana Superdome
Attendance	78,124
Penn State	11-1
Georgia	11-1, 6-0 SEC



## NITTANY NUGGETS

## HEAD COACH JAMES FRANKLIN

- Franklin guided the Nittany Lions to a 7-5 regular season record to become bowl eligible for the second consecutive season and 46th time overall.
- The Nittany Lions' mentor has guided all five of his teams as a head coach to a bowl appearance.

## DEFENSIVE LINE

- Consensus All-America DE **Carl Nassib** leads the nation in sacks and forced fumbles and earned Big Ten Defensive Player of the Year accolades to lead the list of 10 Penn Staters who earned All-Big Ten recognition. Nassib also won three national awards.
- Additionally, the defensive front of DT **Austin Johnson** and DT **Anthony Zettel** also claimed all-conference honors. Johnson was named to the All-Big Ten second team by the media and third team by the coaches, while Zettel claimed a spot on both all-conference third teams. Johnson is third amongst defensive linemen in FBS with 70 tackles on the season, while Zettel ranks eighth on the team with 43 tackles, third in sacks (3.0) and fourth in tackles for loss (10.0).

See *Defensive Line on Page 10*.

## GROUND AND AIR ATTACK

- Freshman running back **Saquon Barkley** was named to the All-Big Ten second team by the coaches and media after breaking the Penn State freshman season rushing record with 1,007 yards, surpassing the mark of 1,002 set by D.J. Dozier in 1983. Barkley was selected BTN.com's conference Freshman of the Year.
- Sophomore wide receiver **Chris Godwin** was selected to the All-Big Ten second team by the media and the third team by the coaches. He ranks 30th in FBS and second in the Big Ten with 968 receiving yards. Godwin is also tied for fifth in the conference in receptions per game (5.3).

See *Air Attack on Page 17*.

## SIGNAL CALLER

- Junior quarterback **Christian Hackenberg** has started all 37 games of his career under center. He ranks first in Penn State history in career 300-yard passing games (9), 200-yard passing games (21), passing yards (8,318), touchdowns (48), attempts (1,221), completions (685) and total offense (8,072). Hackenberg is the only quarterback in program history with 8,000 yards passing and three 2,000-yard passing seasons.

See *Hackenberg's Resume on Pages 12-13*.

## PENN STATE VS. THE SEC

- Penn State is 23-21-0 all-time against current SEC schools, having played every SEC team except Arkansas, Mississippi and Mississippi State. The most recent meeting with an SEC team was versus Alabama in 2011 in Beaver Stadium.
- The Nittany Lions vs. SEC teams overall: Alabama (5-10), Auburn (1-1), Florida (0-3), Georgia (1-0), Kentucky (3-2), LSU (2-0), Missouri (3-1), South Carolina (2-0), Tennessee (3-2), Texas A&M (3-1) and Vanderbilt (0-1).
- The Nittany Lions are 12-6-0 vs. SEC teams in bowl games, with the most recent meeting resulting a 37-24 loss to Florida in the 2011 Outback Bowl. Penn State has faced Alabama (1-2), Auburn (1-1), Florida (0-3), Georgia (1-0), Kentucky (1-0), LSU (2-0), Missouri (1-0), Tennessee (3-0) and Texas A&M (2-0) in post-season contests.

## PENN STATE-GEORGIA CONNECTIONS

- Penn State redshirt freshman P **Robby Liebel** and Georgia freshman OL Mirko Jurkovic played together at IMG Academy (Fla.)
- Penn State freshman LB **Manny Bowen** and Georgia freshman OL Sam Madden played together at Barnegat (N.J.) High School.
- Penn State senior DE **Tarow Barney** and Georgia freshman SN Hudson Reynolds both attended Bainbridge (Ga.) High School.

## NITTANY LIONS FROM GEORGIA

Penn State has two players from Georgia on its roster.

- DT **Tarow Barney** - Bainbridge / Bainbridge
- CB **Grant Haley** - Atlanta / The Lovett School

## NITTANY LIONS FROM FLORIDA

Penn State has four players from Florida on its roster.

- LS **Nick Cox** - Tampa / Jesuit
- P **Robby Liebel** - St. Petersburg / IMG Academy
- CB **Amani Oruwariye** - Tampa / Gaither
- LB **Gary Wooten Jr.** - Miami / Hialeah Senior

## JACKSONVILLE NITTANY JAGUARS

- The Jacksonville Jaguars boast a league-high four former Nittany Lions, including nine-year veteran and 2013 Pro Bowl linebacker Paul Posluszny and 2014 second-round pick Allen Robinson.
- This season, Posluszny has 104 tackles to rank among the league leaders in the NFL, and two interceptions.
- Robinson ranks among the league leaders in receiving yards with 1,084. It is his first 1,000-yard NFL season after going for 548 as a rookie last season.
- Veterans Jared Odrick (Miami) and Stefan Wisniewski (Oakland) signed with Jacksonville during the offseason as free agents.

## COACHING STAFF CONNECTIONS

- Georgia Senior Associate Director of Strength and Conditioning John Thomas was the head strength and conditioning coach at Penn State for 20 seasons.
- Former Penn State All-Big Ten offensive lineman Gus Felder is an assistant strength/conditioning coach at Georgia. He is also a North Philadelphia native.
- Penn State special teams coordinator and running backs coach **Charles Huff** and Georgia associate head coach/defensive line and will linebackers coach Tracy Rocker were on opposing NFL sidelines on Oct. 21, 2012. Huff was an assistant running backs coach with the Buffalo Bills, while Rocker was an assistant with the Tennessee Titans.

## FAMILIAR FOES FOR FRANKLIN

- Head coach **James Franklin** is 5-3 against opponents he has faced as a head coach at both Vanderbilt and Penn State - Army, UMass and Northwestern.
- Franklin went 1-2 against Georgia in his three seasons with Vanderbilt.
- Against Army, Franklin guided Vanderbilt to a 44-21 victory over the Black Knights in 2011 - his first season as head coach - and did the same with Penn State in 2015 (20-14).
- Franklin guided Vanderbilt to victories over UMass in 2012 and 2013, and led PSU past UMass in 2014.
- Franklin's Commodores lost to Northwestern in 2012 and the Nittany Lions have been defeated by Northwestern the past two seasons.

## ANOTHER GARRITY

- Junior wide receiver **Gregg Garrity's** father, Gregg (1980-82), and grandfather, Jim (1952-54), lettered at Penn State.
- Gregg Sr. made one of the iconic plays in Penn State football history with his diving TD catch to help beat Georgia in the 1983 Sugar Bowl for the Nittany Lions' first National Championship. The youngest Garrity changed his number to 19 during spring practices to honor his father.

## PENN STATE IN NEUTRAL TERRITORY

- The Nittany Lions are 52-20-4 all-time in regular-season neutral site games, including wins in the last five, and 28-15-2 in bowl games for an 80-35-6 mark.
- Most recently, Penn State defeated Maryland in M&T Back Stadium in Baltimore.
- The Maryland game in M&T Back Stadium marked Penn State's third consecutive season with a neutral site regular season game.
- Penn State opened the 2013 and 2014 seasons with neutral site victories over Syracuse (23-17, MetLife Stadium) and UCF (26-24, Croke Park Classic), respectively.

## NFL STADIUMS [BOWLS]

The Penn State football program has a history of playing bowl games inside of NFL Stadiums, dating back to 1969 when it played in the Orange Bowl, which was occupied by the Miami Dolphins at the time...

Here are a few quick note regarding the Nittany Lions' history inside of NFL ballparks.

- The Blue and White own a record of 12-7 in their 19 bowl games played in venues with National Football League tenants.
- EverBank Field will be the 10th different NFL venue Penn State has played a bowl game in.
- Penn State is playing in an NFL venue in a bowl game for the first time since the 2011 Outback Bowl in the Tampa Bay Buccaneers' Raymond James Stadium.
- Penn State has gone 1-1 in NFL stadiums this season, playing in the homes of the Philadelphia Eagles and Baltimore Ravens.

Date	Score	Bowl/Opponent	Site
Jan. 1, 1969	W, 15-14	Orange/Kansas	[1]
Jan. 1, 1970	W, 10-3	Orange/Missouri	[1]
Jan. 1, 1972	W, 30-6	Cotton/Texas	[2]
Dec. 31, 1972	L, 0-14	Sugar/Oklahoma	[3]
Jan. 1, 1974	W, 16-9	Orange/LSU	[1]
Dec. 31, 1975	L, 6-13	Sugar/Alabama	[4]
Jan. 1, 1979	L, 7-14	Sugar/Alabama	[4]
Jan. 1, 1983	W, 27-23	Sugar/Georgia	[4]
Jan. 1, 1986	L, 25-10	Orange/Oklahoma	[1]
Dec. 29, 1989	W, 50-39	Holiday/BYU	[5]
Dec. 28, 1990	L, 24-17	Blockbuster/Florida St.	[6]
Jan. 1, 1992	W, 42-17	Fiesta/Tennessee	[7]
Jan. 1, 1993	L, 3-24	Blockbuster/Stanford	[6]
Jan. 1, 1996	W, 43-14	Outback/Auburn	[8]
Jan. 1, 1997	W, 38-15	Fiesta/Texas	[7]
Jan. 1, 1999	W, 26-14	Outback/Kentucky	[9]
Jan. 3, 2006	W, 26-23	Orange/Florida State	[6]
Jan. 1, 2007	W, 20-10	Outback/Tennessee	[9]
Jan. 1, 2011	L, 24-37	Outback/Florida	[9]

## Record: 12-7

[1] - Miami Orange Bowl; Miami, Fla.

[2] - Cotton Bowl; Dallas, Texas

[3] - Tulane Stadium; New Orleans, La.

[4] - Louisiana/Mercedes-Benz Superdome; New Orleans, La.

[5] - Qualcomm Stadium; San Diego, Calif.

[6] - Joe Robbie/Dolphin/Sun Life Stadium; Miami Gardens, Fla.

[7] - Sun Devil Stadium; Tempe, Ariz.

[8] - Tampa Stadium; Tampa, Fla.

[9] - Raymond James Stadium; Tampa, Fla.

## QUICK NOTES

## PENN STATE NUMBER CHANGES

Several Lions are wearing new numbers, including **Mark Allen** (8), **Brandon Bell** (11), **Torrence Brown** (19), **Gregg Garrity** (19), **Brandon Johnson** (27), **Gordon Bentley** (31), **Desi Davis** (31), **Troy Reeder** (42), **Javon Turner** (28), **Kyle Vasey** (96) and **Daquan Worley** (4).

## NITTANY LION POSITION CHANGES

Among the PSU players who played new positions during the spring: **Koa Farmer** (LB to S), **Jack Haffner** (RB to LB), **Charles Idemudia** (LB to TE/H), **Jordan Lucas** (CB to S), **Brendan Mahon** (T to C/G), **Dom Salomone** (FB to TE/H) and **Chasz Wright** (T to C/G).

## FORTY LETTERMEN RETURN

Penn State returns 40 lettermen from last year's New Era Pinstripe Bowl championship squad — 20 on defense, 17 on offense and three specialists. Additionally, three lettermen return from the 2013 squad after missing 2014. Of the 40 lettermen returning, 29 have starting experience — 15 on offense, 13 on defense and the starting punter.

The Nittany Lions lost the services of 18 letterwinners — 10 on defense, seven on offense and the starting placekicker.



@PennStateFBall



PSUFBall

2015

PSUrvived.com

GoPSUsports.com

RECORD BREAKDOWN

Overall Record	7-5
Day Games	6-4
Night Games (6 p.m. or later)	1-1
TV Games	7-5
ABC	0-2
ESPN	2-2
ESPN2	2-0
ESPNU	1-1
BTN	2-0
Scoring First	7-3
Opponent Scoring First	0-2
Leading at the Half	7-1
Trailing at the Half	0-4
Tied at the Half	0-0
Leading after Third Qtr.	6-0
Trailing after Third Qtr.	1-5
Tied after Third Qtr.	0-0
Overtime Games	0-0
Scoring less than 20 pts.	0-4
Scoring 20-29 points	4-1
Scoring 30-39 Points	3-0
Scoring 40+ Points	0-0
Allowing 10 points or less	3-0
Allowing 11-20 points	2-0
Allowing 21-30 points	2-3
Allowing 31+ points	0-2
Rushing for less than 100 yds	2-2
Rushing for 100-199 yds	3-3
Rushing for 200-299 yds	1-0
Rushing for 300+ yds	1-0
Passing for less than 200 yds	3-3
Passing for 200-299 yds	2-2
Passing for 300-399 yds	2-0
Passing for 400+ yds	0-0
Totalling less than 300 yds total offense	1-2
300-399 yds of total offense	2-2
400-499 yds of total offense	4-1
500+ yds of total offense	0-0
Allowing less than 100 yds rushing	4-1
Allowing more than 100 yds rushing	3-4
Allowing less than 300 yds total offense	6-0
Allowing 300+ yds total offense	1-5
Having a 100-yd rusher	2-3
Having two 100-yd rushers	1-0
Not having a 100-yd rusher	5-2
Opp. having a 100-yd rusher	1-3
No turnovers	2-0
1-3 turnovers	4-4
3+ turnovers	1-1
No takeaways	0-1
1 or 2 takeaways	3-4
3 or more takeaways	4-0
More than 30:00 of possession	3-2
Less than 30:00 of possession	4-3

PENN STATE'S WINS VS. LOSSES (AVG.)

	Wins	Losses
Points Scored	30.1	14.6
First Downs	17.7	14.8
Total Offense	378.0	296.4
Rushing Yards	147.4	117.8
Passing Yards	230.6	178.6
Time of Possession	30:27	27:47
3rd Down Conv. Pct.	32-of-97 (.333)	15-of-70 (.210)
Points Allowed	12.7	34.2
Total Offense Allowed	281.4	384.2
Rushing Yds Allowed	118.7	193.2
Passing Yds Allowed	162.7	191.0

DOMINATING D-LINE

NATION'S TOP DEFENSIVE END

Senior defensive end **Carl Nassib** has rewarded the Nittany Lions for putting him in the starting lineup, as the former walk-on is enjoying a breakout season by breaking through opposing offensive lines.

- Despite playing only four snaps in the last two games due to injury, Nassib leads FBS in sacks (15.5) and forced fumbles (6) and is second in FBS and first in the Big Ten in tackles for loss (19.5).
- With one sack at Northwestern, Nassib broke the Penn State single-season sacks record by upping his total to 15.5. He surpasses the mark of 15 sacks set by Larry Kubin (1979) and Michael Haynes (2002).
- The Big Ten Defensive Player of the Year, Nassib was also a consensus All-America pick and the winner of the Rotary Lombardi Award (Top OL, DL or LB), Ted Hendricks Award (Top DE) and Lott IMPACT Trophy (Def. Player of the Year on and off the field).  
**See Honors and Awards on Pages 14-16.**

SACK MASTER

- He recorded a sack in his first 10 games of the season with five multi-sack games.
- Nassib saw his sack streak come to an end at 10 games when he only played two snaps against Michigan due to injury. He was again limited to two snaps against Michigan State.
- Nassib broke the Penn State single-season sacks record by upping his total to 15.5 at Northwestern.
- Nassib ranks 14th all-time at Penn State in career sacks with 17.5.
- Nassib is tied for 16th on the NCAA single season sacks list with Clemson's Da'Quan Bowers (2010).  
**Record Watch on Page 30.**
- With at least one sack in 10 consecutive games to start the season, Nassib owns the longest sack streak by a Penn State player since sacks became an official NCAA statistic in 2000.
- Nassib has 19.5 tackles for loss this season, the most by a Nittany Lion since Aaron Maybin had 20 in 2008. Nassib's 19.5 TFL are the fourth-most by a Penn State player since 2000.

PUNCHING IT OUT

- Nassib's six forced fumbles this season are the most by a Penn State player since Michael Haynes had a school-record seven in the 2002.
- Nassib is the first Penn State player to force two fumbles in two games in a season (Buffalo, Indiana) since Maurice Evans did it in 2007. Evans had two forced fumbles against Indiana and two forced fumbles against Texas A&M in the Alamo Bowl.

NOTABLE PERFORMANCES

- While making his first career start (high school or college), Nassib made a career-high 10 tackles in the season opener at Temple. His previous high was four stops on October 5, 2013 at Indiana. Nassib also recorded what was then his third career solo sack, good for a 12-yard loss in the second quarter, and his 2.5 tackles for loss were a career-best.
- Nassib made even bigger plays the following week against Buffalo, recording three sacks, including back-to-back strip-sacks to stifle a UB comeback. He also hauled in an interception deep in UB territory after senior defensive tackle Anthony Zettel tipped a pass from the quarterback.
- Nassib tallied two sacks against San Diego State, forcing a fumble on one that led to defensive tackle Austin Johnson's 71-yard touchdown run after scooping up the ball.
- Nassib had a triple-double of sorts against Indiana with 2.0 sacks, 2.0 TFL and two forced fumbles.
- At No. 1 Ohio State, he led the Penn State defense with 1.5 sacks and 3.5 tackles for loss, also tying for second on the team with eight tackles. The Lions totaled 10.0 tackles for loss in the game to mark its fourth game with at least 9.0 TFLs. It was also the most surrendered by Ohio State this season.

DEFENSIVE LINE LEADER

- DT **Anthony Zettel** had a sack against Illinois, which gives him 19.0 for his career, and moves him into a tie for eighth place at Penn State with Bruce Clark, LaVar Arrington and Jay Alford.
- Zettel has 37.0 TFLs in his Penn State career, which is good for 10th place in the Nittany Lion annals. He trails LaVar Arrington and Jimmy Kennedy, who are tied for eighth place with 39.0 TFL.
- Zettel set a career high with eight tackles vs. Maryland.
- He ranks eighth on the team with 43 tackles, third in sacks (3.0) and fourth in tackles for loss (10.0).  
**See Records Watch on Page 30.**

AJ STUFFS THE MIDDLE

- Defensive tackle **Austin Johnson** has been a force up front for the Nittany Lions with 70 tackles, which is third among all FBS defensive linemen. Johnson ranks third on the team in tackles.
- Amongst DLs in FBS, Oregon's DeForest Buckner leads the way with 76 stops, followed by Iowa's Nate Meier in second place (74).
- Johnson has the most tackles by a Penn State defensive lineman since Cameron Wake had 71 stops in 2003.
- Johnson has four outings this season with at least nine tackles, and is also second on the team with 13.0 tackles for loss.
- Johnson posted a career-high 10 tackles at Northwestern. His previous best was nine stops, which he accomplished three times, most recently against Maryland on Oct. 24, 2015.
- He has 5.5 sacks and 13.0 tackles for loss this season.
- Johnson registered his first career touchdown with a 71-yard fumble return against San Diego State.
- Johnson was added to the Bednarik Award watch list midway through the season along with **Carl Nassib**, joining fellow lineman **Anthony Zettel**.

SICKELS EMERGING

- Sickels recovered a fumble against Maryland in Penn State territory early in the fourth quarter. He returned it 36 yards and he leads the team with two fumble recoveries.
- Sickels set career highs for tackles against Indiana (5) and Ohio State (8) in consecutive weeks for a two-game total of 13. He totaled 10 in the first five games.
- He recorded his first solo sack of the season against Indiana and has 2.0 for the season.
- Sickels is in his first season as a starter and started the first 11 games with 31 tackles, missing the last game due to injury. He totaled 11 tackles in 13 games in a reserve role last season.

ZETTEL TRENDING

- Start typing "Anthony Zettel" into Google, and the search engine is likely to guess you want to search for "Anthony Zettel tree." While the two-time All-B1G selection has made his presence known to opposing offenses, he made his presence known on social media this summer.
- He conducted postgame interviews on Halloween with a costume hockey goalie mask following the Illinois win.
- The fun started when classmate **Jordan Dudas** uploaded an Instagram video ([https://instagram.com/p/2wckHVkNnH/?taken-by=dudas\\_5](https://instagram.com/p/2wckHVkNnH/?taken-by=dudas_5)) of Zettel tackling a tree in May. It went viral amongst many national media outlets.
- At Big Ten media days, Zettel demonstrated various animal sounds, including a dying pig and a velociraptor (<http://espn.go.com/video/clip?id=espn:13423037>).
- Zettel went viral again at the start of preseason camp, as freshman **Nick Bowers** tweeted a video (<https://twitter.com/Nbowers28/status/630543701358592004>) of Zettel roundhouse kicking a full water bottle held by a teammate near the ceiling of the locker room in the Lasch Building. Luckily, nearby freshman **Saquon Barkley** was attentive and ducked to avoid the fast-moving object.
- The attention earned Zettel an appearance on SportsCenter in August. He closed the appearance doing a bigfoot impression.



## PUTTING THE "D" IN DEFENSE

### QUARTERACKS BEWARE

- With 3.67 sacks per game and 44 total the Nittany Lions are tied for the lead in FBS with Arizona State. **See National Nits on Page 12.**
- The 44 sacks are the most for Penn State since 2007 (46).
- Penn State's defense had at least one sack in 33 consecutive games until the Michigan State game, marking the longest streak in school history since sacks became an official NCAA statistic in 2000.
- The Nittany Lions recorded multi-sack games in the previous 11 contests, marking the longest multi-sack streak since a 13-game string from 2006-07.
- Senior defensive end **Carl Nassib** recorded a sack in the first 10 games of the season before playing only three snaps against Michigan to halt the streak. He leads the nation with 15.5 sacks for an FBS-leading average of 1.41 per game.
- The Nittany Lions made the most of their few chances for sacks against Army's run-heavy triple-option offense, totaling more sacks (3) than passing attempts (1) and completions (1).
- Sophomore linebacker **Jason Cabinda** registered two sacks in the Army win, including on fourth down to end the Black Knights' comeback hopes.

### STOPS BEHIND THE LINE

- In addition to leading the nation in sacks with 44 (4.0 pg), Penn State also ranks sixth in the nation and tops in the Big Ten with 8.0 tackles for loss per game.
- The 97 total TFLs are the most since 2007 (120).
- Penn State recorded at least five tackles for loss in 18 consecutive games until only registering four against Michigan.
- The 18-game streak with at least five TFLs was the longest streak for Penn State since a 38-game streak from 1997 to 2000.
- The defense posted 10.0 tackles for loss at Northwestern, marking the seventh time this season and fourth straight game it recorded nine or more TFLs.
- The Penn State defense accumulated 10.0 tackles for loss against Ohio State, the most the Buckeyes had surrendered all season.
- Penn State leads the nation in sack yardage (326) and is second in tackle for loss yardage (462).
- Penn State's 15 tackles for loss against Temple were the second-most in the country during the opening week, trailing only Colorado State, which racked up 16 against FCS-level Savannah State. Eleven different Nittany Lions were credited with at least an assist, led by **Carl Nassib, Brandon Bell** and **Anthony Zettel** with 2.5 TFL each, while **Trevor Williams** had 2.0.

### FUMBLE!

- Penn State's 19 forced fumbles are the most since 1991 (19) and leads the country.
- Penn State ranks 10th nationally and second in the Big Ten in fumble recoveries with 12. **See National Nits on Page 12.**
- Eleven different Lions have recovered fumbles, as **Garrett Sickels** is the only one with two recoveries. He picked up his second vs. Maryland.
- Penn State's six fumble recoveries in consecutive games (3 vs. San Diego State and 3 vs. Army) are its most in a two-game span since having six at Virginia (3) and vs. Navy (3) in 2012.
- Sickels and linebackers **Von Walker** and **Manny Bowen** made their first career fumble recoveries against the Black Knights.
- Junior linebacker **Brandon Bell** recovered his first career fumble on a strip-sack against Michigan. The forced fumble was Bell's third of the season.
- Bowen forced his first career fumble in the fourth quarter and defensive tackle **Tarow Barney** had his first career fumble recovery on the same play.

### STINGY DEFENSE

- Penn State ranks 14th in the country in total defense, yielding an average of 324.3 yards per game.
- The Lions lead the country in denying fourth down conversion attempts, as opponents have been successful at a rate of just .167. **See National Nits on Page 12.**
- The Nittany Lions have allowed only 35 points in the first quarter in 12 games in 2015, an average of 2.92 points per game.
- The Penn State defense has been particularly stingy at home, had held 10 consecutive opponents to less than 300 yards of total offense until Michigan registered 343 yards on Nov. 21. Prior to the Wolverines accumulating 300 yards, Northwestern in 2014 was the only other team to accomplish the feat.
- Penn State's defense allowed just 167 yards to Illinois. Prior to playing No. 1 Ohio State (429 yards) and Maryland (363 yards) the two weeks before, Penn State had held regular season opponents below 325 yards in 13 consecutive games.
- The 167 yards (37 rushing, 130 passing) allowed to Illinois were the fewest allowed by the Nittany Lions since holding Minnesota to 138 yards (37 rushing, 101 passing) in 2009.
- The Nittany Lion defense held Illinois to 12 first downs, the fewest since giving up just eight to Temple last season, and the fewest in a Big Ten game since allowing 12 to Michigan last season.
- Ohio State snapped another streak as well this season, as the Penn State defense had not allowed more than seven points in the first half of 12 consecutive games, including eight consecutive against Big Ten opponents.

### BIG WIN VS. ILLINOIS

- Penn State earned its first shutout win (Illinois, 39-0) since 2013 (Kent State, 34-0).
- It marked the first Big Ten shutout by Penn State since blanking Minnesota in 2009, 20-0, on Homecoming.
- The 39-point shutout victory marks the biggest margin in a Big Ten shutout since a 49-0 win vs. Northwestern in 2002.
- The margin of victory of 39 points in a Big Ten game was the largest by Penn State since a 41-point win at Wisconsin in 2008, 48-7. It is also the largest in a Big Ten home game since a 52-7 win over Indiana in 2003, and the biggest in a shutout by Penn State since a 59-0 shutout of FIU in 2007.
- The 39 points were also the most scored by Penn State in a Big Ten game since a 45-21 win vs. Purdue in 2013.
- Penn State scored more than 30 points in consecutive Big Ten games (31 Maryland; 39 Illinois) for the first time since scoring 35 at Illinois, 39 vs. Northwestern and 38 at Iowa in consecutive games in 2012.
- Penn State scored in every quarter in two consecutive games (Maryland, Illinois)...
- For the first time since the season-ending game at Wisconsin in 2013 and the season opener in 2014 against UCF in Dublin.
- For the first time in *consecutive games in the same season* since UCF and Kent State in 2013.
- For the first time in *consecutive Big Ten games* since Northwestern and Iowa in 2012

### KLING SEES GAME ACTION

**Ben Kline** saw his first game action since the 2013 contest at Minnesota (11/9/13) vs. Army. Kline was injured in that game and also missed the entire 2014 season.

## END OF AN ERA

### END OF AN ERA

Just six players - **Kyle Carter, Ben Kline, Angelo Mangiro, Carl Nassib, Matt Zanellato, and Anthony Zettel** - remain on the Penn State roster that played under all three permanent head coaches from 2011 to today. All six redshirted as true freshmen in 2011.

### SHORT ON SENIORS

As Penn State rebuilds its depth, the team will have just 13 seniors on the roster. The total ties for the ninth-fewest in FBS. Just five seniors are at offensive skill positions.

#### Fewest Seniors for 2015

Wake Forest - 6  
UCF - 9  
Vanderbilt - 9  
Old Dominion - 10  
Pitt - 10  
Eastern Michigan - 11  
NC State - 11  
Colorado - 12  
**Penn State - 13**  
Tulane - 13  
NIU - 13  
Louisville - 13  
Arkansas - 13  
Nevada - 13  
Oregon State - 13  
Purdue - 13

#### Fewest Seniors at Off. Skill Positions (QB, RB, WR, TE)

UCF - 0  
Kentucky - 1  
Nevada - 1  
Old Dominion - 1  
Pitt - 1  
Syracuse - 1  
Wake Forest - 1  
Colorado - 2  
Eastern Michigan - 2  
Minnesota - 3  
Ohio St. - 3  
Purdue - 3  
Washington State - 3  
Arkansas - 4  
Baylor - 4  
Boston College - 4  
San Diego St. - 4  
San Jose St. - 4  
**Penn State - 5**  
Fresno St. - 5  
NC State - 5

### SPECIAL SENIOR CLASS HONORED

- There were 19 Nittany Lion seniors that took the field in Beaver Stadium for the final time Nov. 21 against Michigan.
- The 2015 seniors have been instrumental in the Nittany Lions earning a 29-19 record the past four years under unprecedented circumstances, with four winning seasons during their careers.
- The 19 players introduced in a pre-game ceremony were: **Matt Baney, Tarow Barney, Kyle Carter, Jordan Dudas, Jack Haffner, Albert Hall, Colin Harrop, Charles Idemudia, Brandon Johnson, Ben Kline**, team co-captain **Jordan Lucas**, team co-captain **Angelo Mangiro, Carl Nassib, Kevin Reihner, Dom Salomone, Anthony Smith, Trevor Williams**, team co-captain **Anthony Zettel** and **Matt Zanellato**. Lucas suffered season-ending injuries against Northwestern.
- Among the group are: five graduates from prior to the season, an offensive lineman that has paved the way for Penn State's all-time passing yards leader, the Penn State single-season sacks leader, a pair of lockdown DBs, a tight end that has made big catches in big games, two disruptive defensive linemen, two service-minded Lions and valued members of the scout and special teams.



## NATIONAL NITS

Penn State has several players ranked nationally and within the Big Ten.

Rankings listed NCAA/Big Ten

- RB Saquon Barkley
  - All-Purpose - 115.5 (58/6)
  - Rush Yards Per Carry - 6.10 (29/4)
  - Rushing TDs - 7 (104/11)
  - Rushing Yards - 1,007 (53/4)
  - Rushing Yards Per Game - 100.7 (29/4)
  - Total Offense - 100.7 (154/20)
- LB Jason Cabinda
  - Total Tackles - 7.7 (111/15)
- S Koa Farmer
  - Combined Kick Returns - 405 (90/9)
  - Kickoff Returns - 22.5 (63/7)
- WR Chris Godwin
  - All-Purpose - 80.67 (172/15)
  - Receiving Yards - 968 (32/2)
  - Receiving Yards Per Game - 80.7 (33/2)
  - Receptions Per Game - 5.3 (51/5)
  - Yards Per Reception - 15.37 (76/6)
- QB Christian Hackenberg
  - Passing Efficiency - 123.8 (82/9)
  - Passing TDs - 16 (55/5)
  - Passing Yards - 2,386 (57/9)
  - Passing Yards Per Game - 198.8 (61/8)
  - Passing Yards Per Completion - 12.97 (40/5)
  - Points Responsible For Per Game - 9.7 (81/7)
  - Yards Per Pass Attempt - 6.92 (78/9)
  - Total Offense - 191.8 (84/9)
- CB Grant Haley
  - Interceptions - 0.2 (142/18)
- WR DaeSean Hamilton
  - Receiving TDs - 5 (108/9)
- PK Joey Julius
  - Field Goal Percentage - .833 (24/2)
  - Field Goals per Game - .91 (89/11)
- DE Carl Nassib
  - Forced Fumbles - 0.50 (1/1)
  - Sacks - 1.29 (1/1)
  - Tackles for Loss - 1.6 (t-2/1)
- P Daniel Pasquariello
  - Punting - 40.3 (78/8)
- DE Garrett Sickles
  - Fumble Recoveries - 2 (24/2)
- RB Nick Scott
  - Combined Kick Returns - 310 (121/13)
- WR Deandre Thompkins
  - Combined Kick Returns - 178 (192/21)
  - Punt Returns - 7.7 (38/7)
- TEAM
  - Fewest Penalties Per Game - 5.08 (23/3)
  - Fewest Penalty Yards Per Game - 40.83 (18/2)
  - Kickoff Returns - 21.83 (46/5)
  - Passes Had Intercepted - 5 (7/2)
  - Passing Yards Per Completion - 12.99 (42/4)
  - Red Zone Offense - .929 (8/2)
- 3rd Down Conversion Pct Def. - .373 (59/10)
- 4th Down Conversion Pct Def. - .167 (1/1)
- First Downs Defense - 217 (27/5)
- Fumbles Recovered - 12 (10/2)
- Blocked Kicks - 1 (77/9)
- Passes Intercepted - 10 (71/9)
- Passing Yards Allowed - 174.5 (10/3)
- Punt Return Defense - 5.31 (30/4)
- Rushing Defense - 149.8 (47/8)
- Scoring Defense - 11.7 (29/7)
- Team Passing Efficiency Defense - 113.57 (27/7)
- Team Sacks - 3.67 (t-1/1)
- Team Tackles for Loss - 8.1 (6/1)
- Total Defense - 324.3 (14/5)
- Turnover Margin - 0.42 (33/4)
- Turnovers Gained - 22 (38/3)
- Turnovers Lost - 17 (41/6)

## HACKENBERG'S RESUME

## HACKENBERG HEATS UP

- In his last nine games, QB **Christian Hackenberg** has 15 touchdown passes, two rushing touchdowns, one touchdown reception, three interceptions and six games more than 200 yards passing (five over 250). He has passed for 2,014 yards in those nine games.
- The Michigan State game marked his 21st with 200 or more passing yards, extending his team record.
- Against Northwestern, Hackenberg was intercepted, snapping a streak of 203 passing attempts without throwing a pick, the longest streak of his career.
- Hackenberg has become the Nittany Lions career leader in passing yardage, touchdowns, attempts, completions and total offense this season.

See Records Watch on Page 30.

## HACKENBERG BECOMES PENN STATE'S CAREER LEADING PASSER

- Hackenberg now owns Penn State career records for passing yards (8,318), touchdown passes (48), completions (685), attempts (1,221), 200-yard passing games (21), 300-yard passing games (9) and total offense (8,072).
- With his 40-yard completion to **Chris Godwin** in the first quarter against Maryland, Hackenberg became Penn State's career passing yardage leader, moving past Zack Mills (7,212; 2001-04).
- Hackenberg also became Penn State's career completions leader in the Maryland game, again passing Zack Mills (606; 2001-04).
- Hackenberg's touchdown pass to **Saeed Blacknall** against Michigan moved him into a tie atop the Penn State career touchdown passes list, and he moved past Matt McGloin (46) at Michigan State with two touchdown passes to **Chris Godwin**.
- With 29 pass attempts against the Terps, Hackenberg moved into a tie for first place on Penn State's career passing attempts list with Mills (1,082). With another 29 attempts against Illinois, Hackenberg took sole possession of the top spot.
- Hackenberg had 257 yards passing at Michigan State, for his 21st career 200-yard passing game, the most ever by a Penn State quarterback. He supplanted McGloin for first place.
- Hackenberg also owns the school record for 300-yard passing games, most recently extending the record against Maryland, Oct. 24.
- With 134 yards of total offense against Michigan, Hackenberg passed Zack Mills (7,796) for first place on Penn State's career total offense list. He now has 8,072 yards of total offense in his three seasons.
- Hackenberg is also the first player in program history to record three 2,000-yard passing seasons. Only Anthony Morelli (2006 & 2007) and Darryl Clark (2008 & 2009) have multiple 2,000-yard passing seasons.
- Nine of Penn State's 18 seasons with 2,000 or more passing yards have occurred since 2005.

## ANOTHER HISTORIC SEASON

- Hackenberg has posted three of Penn State's top-10 season completions totals, the only quarterback to do so.
- His 184 completions this season rank 10th in school history. Just 10 more completions would move his 2015 season up to seventh.
- Hackenberg's 270 completions last season are tied for the school record, and his 231 completions as a freshman rank fifth.
- Hackenberg's 2,386 yards passing this season ranks 11th in school history. He needs just 31 yards to crack the top-10 and be the first at Penn State to appear three times in the top-10 in the category.
- His 2014 season (2,977) ranks third and his 2013 season (2,955) ranks fourth.
- With 16 passing touchdowns this season, Hackenberg is two touchdowns shy of cracking the top 10 for the second time in the category.
- Only Darryl Clark (2009 - 24, 2008 - 19), is listed twice.

## TAKING CARE OF THE FOOTBALL

- With a career-low five interceptions on 345 passing attempts this season, **Christian Hackenberg's** season interception percentage of 1.44 enters the bowl game as the second-best ever at Penn State.
- Matt McGloin set the record in 2012 of 1.12 with five picks thrown on 446 passing attempts.
- Hackenberg's career percentage of 2.45 (30 INTs on 1,221 passing attempts) ranks seventh at Penn State.
- As a team, Penn State's five passes intercepted ranks seventh in the country and second in the Big Ten.

## HACKENBERG LEADS LIONS IN CAREER STARTS

Hackenberg leads the team with 37 career starts. Senior **Jordan Lucas** is second with 33 career starts. Lucas will miss the rest of the season due to injury. He also did not play against SDSU, the first game he had missed after having played in all 40 career games previously. He had also started 27 of the 28 games prior to the SDSU game.

Senior cornerback **Trevor Williams** follows with 31 starts. Defensive tackles **Anthony Zettel** and **Austin Johnson** are tied with 27 starts apiece.

See Career Starts Chart on Page 22.

## HACKENBERG NOTABLES

- Hackenberg has completed 685-of-1,221 career passes and thrown 48 touchdown passes in 37 career starts.
- He is the first player in Penn State history to pass for 8,000 yards and is the second player in Penn State history to surpass the 7,000-yard mark, the fourth to surpass the 6,000-yard passing mark, the eighth to surpass the 5,000-yard passing mark and one of 10 to eclipse the 4,000-yard passing mark.
- Hackenberg has thrown for at least 250 yards in 15 of his 37 career games, including nine 300-yard efforts and one 400-yard contest.
- On the awards front, Hackenberg was a preseason candidate for the Maxwell, O'Brien, Walter Camp and Manning Awards.
- The third-year signal caller owns the freshman passing yardage record with 2,955 yards through the air in 2013, and the sophomore passing record with 2,977 yards last season. Zack Mills previously held both the rookie record (1,669) and the sophomore mark (2,417).
- He owns the overall, freshman and sophomore single game passing records.
  - Set the freshman single game record twice in 2013. He threw for 340 yards at Indiana on Oct. 5 after a 311-yard effort against Eastern Michigan on Sept. 7. Zack Mills twice threw for 280 yards (USU & Southern Miss) in 2001.
  - His 454 yards passing vs. UCF in the 2014 opener broke Mills' school & sophomore record of 399 yards vs. Iowa in 2002.
- Hackenberg threw for 773 yards in his first two games of 2014 to break the Penn State consecutive game passing record. He eclipsed Zack Mills' record of 686 yards from 2002.
  - Hackenberg compiled 454 yards vs. UCF and 319 against Akron.
  - Mills threw for 399 yards vs. Iowa and 287 at Wisconsin.
- His nine games with at least 200 yards in 2013 broke Mills' freshman record of five from 2001.
- His nine 300-yard passing games (37 games played) put him atop the list of only four quarterbacks in PSU history to post multiple 300-plus yard passing games.
- Hackenberg's 55 passing attempts at Indiana in 2013 and 50 attempts against Boston College in the 2014 PinStripe Bowl marked just the fourth and fifth times in PSU history a signal caller amassed 50 passing attempts in a game. Hackenberg surpassed Collins' school record of 54 in 1992 at BYU.
- Eleven of his 48 scoring strikes are 40 yards or longer, including a career-long 79-yard touchdown pass to **Geno Lewis** in the 2014 season opener vs. UCF.

See Records Watch on Page 30.





## HACKENBERG'S RESUME [CONT.]

## TRIPLE THREAT QB

- QB **Christian Hackenberg's** 14-yard touchdown reception against Illinois was the first reception by a PSU quarterback since Matt McGloin had a 16-yard catch from Curtis Drake against Nebraska in 2011.
- It was the first touchdown reception by a Penn State quarterback since Zack Mills had an 18-yard touchdown reception from Michael Robinson in the 2004 season opener vs. Akron.
- Hackenberg is the first Big Ten player with multiple touchdown passes and a touchdown reception in the same game since Terrelle Pryor of Ohio State in 2010.
- Hackenberg is one of nine FBS players to have a passing, rushing and receiving touchdown this season and one of 19 active players to have accomplished the feat in their careers.

## DARED TO GO DEEP

- Quarterback **Christian Hackenberg** threw for a season-high 315 yards on just 13 completions (24.3 ypc) against Maryland.
- Nine of the 13 completions in the game were for 20 yards or more.
- All three of his touchdown passes were 20 yards or more (37, 20, 27).
- Seven of his 14 touchdown passes this season have come from outside the red zone.
- Hackenberg's yards per completion average for the season of 13.14 ranks 33rd in the country and fifth in the Big Ten.

## HACK CAN RUN TOO

- Known as a pocket passer, Hackenberg defied the perception against Indiana with a career day running the ball, which included a career-best two touchdown runs.
- Hackenberg had a career-long rush of 22 yards in the second quarter. His previous long was 19 yards the previous week vs. Army.
- He finished with a career-high 21 yards rushing. His previous was an 18-yard game last season at Rutgers.
- Hackenberg's 1-yard touchdown rush in the second quarter was his first since a 7-yard rushing touchdown vs. Nebraska in 2013.
- The Indiana game marked the first time that a Penn State quarterback had two rushing touchdowns since Matt McGloin had two rushing touchdowns in a win over Illinois in 2012.

## HACKENBERG AMONG NCAA BEST IN CRUNCH TIME

Penn State trailed by three points entering the fourth quarter against Maryland, but a perfect throw from **Christian Hackenberg** and a contested catch by **Geno Lewis** resulted in a 27-yard touchdown that stood as the game-winner. It marked the sixth time in Hackenberg's career that he engineered a game-winning drive in the fourth quarter or overtime. Navy quarterback Kennan Reynolds has the most game-winning drives among active players with seven. Last season, he led a game-winning drive in overtime of the 2014 Pinstripe Bowl, and led a game-winning drive in last year's opener vs. UCF in the final 1:13.

- The complete list of NCAA game winning drive leaders is below. (Compiled by Navy Sports Information)

No.	Name (School)
1.	7 Keenan Reynolds (Navy)
2.	6 <b>Christian Hackenberg (Penn State)</b>

## HACKENBERG AMONG ACTIVE CAREER LEADERS

- **Christian Hackenberg** ranks among active career leaders in FBS at quarterback. He ranks in the Top 20 in seven different statistical categories.
- Hackenberg's highest rankings are sixth in passing attempts (1,221) and ninth in total plays (8,072).
- His average of 33 passes per game ranks 14th, and he has completed 685 of those passes to rank 11th. His 18.51 completions per game rank 18th.
- Hackenberg's total of 8,318 passing yards ranks 13th, and his average of 224.8 passing yards per game ranks 20th.

## WINNINGEST PROGRAMS

In its 129th season of varsity football, Penn State has posted 856 victories to rank No. 8 in the nation with Oklahoma.

The Nittany Lions are one of just eight programs with 850 wins and own an official all-time mark of 856-381-42 and one of just 12 programs to boast a winning percentage above two-thirds.

## TOTAL VICTORIES

1.	Michigan	924
2.	Notre Dame	892
3.	Texas	886
4.	Nebraska	879
5.	Ohio State	875
6.	Alabama	862
	Oklahoma	861
8.	<b>PENN STATE</b>	<b>856</b>
9.	Tennessee	819
10.	Southern California	813
11.	<b>Georgia</b>	<b>786</b>
12.	LSU	769
13.	Auburn	740
14.	West Virginia	726
15.	Texas A&M	717
	Virginia Tech	717
17.	Georgia Tech	714
18.	Syracuse	713
19.	Pittsburgh	704
20.	Washington	702
	Clemson	702
21.	Florida	701

## WINNING PERCENTAGE (YEARS - MIN 25 IN D1)

1.	Notre Dame (127)	.733
2.	Michigan (136)	.730
3.	Boise State (48)	.724
4.	Ohio State (126)	.722
5.	Oklahoma (121)	.720
6.	Alabama (121)	.718
7.	Texas (123)	.710
8.	Southern California (122)	.701
9.	Nebraska (126)	.699
10.	<b>PENN STATE (129)</b>	<b>.686</b>
11.	Florida State (69)	.681
12.	Tennessee (119)	.680
13.	Louisiana State (122)	.650
14.	Georgia Southern (52, 2015)	.6489
15.	<b>Georgia (122)</b>	<b>.6488</b>
16.	Appalachian State (86, 2015)	.638
17.	Miami (Fla.) (90)	.633
18.	Florida (109)	.631
19.	Auburn (123)	.629
20.	Arizona State (103)	.612
21.	Washington (126)	.610
22.	Virginia Tech (122)	.606
23.	Michigan State (119)	.604
24.	Clemson (119)	.6027
	Texas A&M (121)	.6024

As of December 6, 2015

## AT THE START

Opponent	Coin Toss	Choice	PSU 1st Drive	Opponent 1st Drive	Game Captains
at Temple	PSU won	Defer-Temple receives	FG	3 and out	Jordan Lucas, Von Walker, Anthony Zettel, Angelo Mangiro
BUFFALO	PSU won	Received	Turnover on Downs	3 and out	Anthony Zettel, Angelo Mangiro, Christian Hackenberg
RUTGERS	RU won	Defer-PSU receives	Punt	3 and out	Von Walker, Christian Hackenberg, Jordan Lucas, Angelo Mangiro
SAN DIEGO STATE	SDSU won	Received	Punt	Punt	Von Walker, Anthony Zettel, Christian Hackenberg, Angelo Mangiro
ARMY WEST POINT	PSU won	Received	3 and out	Fumble	Von Walker, Christian Hackenberg, Anthony Zettel, Jordan Lucas
INDIANA	Indiana won	Defer-PSU receives	Punt	Punt	Von Walker, Christian Hackenberg, Anthony Zettel, Jordan Lucas
at Ohio State	PSU won	Defer-OSU receives	Field Goal	Three-and-out	Von Walker, Christian Hackenberg, Anthony Zettel, Angelo Mangiro
vs. Maryland	PSU won	Defer-UMD receives	3 and out	Interception	Von Walker, Christian Hackenberg, Anthony Zettel, Angelo Mangiro
ILLINOIS	PSU won	Defer-ILL receives	3 and out	3 and out	Von Walker, Christian Hackenberg, Anthony Zettel, Angelo Mangiro
at Northwestern	NU won	Defer-PSU receives	3 and out	Missed FG	Von Walker, Christian Hackenberg, Anthony Zettel, Angelo Mangiro
MICHIGAN	UM won	Defer-PSU receives	Field Goal	Touchdown	Von Walker, Christian Hackenberg, Anthony Zettel, Angelo Mangiro
at Michigan State	MSU won	Defer-PSU receives	Interception	Touchdown	Von Walker, Christian Hackenberg, Anthony Zettel, Angelo Mangiro
vs. Georgia					



@PennStateFBall



PSUFBall

2015

PSUrvialed.com

GoPSUsports.com

## 2015 HONORS

**MARCUS ALLEN, SAFETY**

All-Big Ten Honorable Mention

**MARK ALLEN, RUNNING BACK**

Academic All-Big Ten

**MATTHEW BANEY, LINEBACKER**

Academic All-Big Ten

**SAQUON BARKLEY, RUNNING BACK***Sporting News* Freshman All-America*USA Today* Freshman All-America*Sports on Earth* Offensive Freshman of the Year

All-Big Ten Second Team

Associated Press All-Big Ten Second Team

Athlon Sports All-Big Ten Second Team

Athlon Sports Big Ten Freshman Player of the Year

BTN.com Freshman of the Year

BTN.com All-Freshman Team

ESPN.com Big Ten All-Freshman Team

Big Ten Co-Freshman of the Week (9/14, 9/21)

ECAC Rookie of the Week (9/22, 10/20, 11/3, 11/10)

**SAEED BLACKNALL, WIDE RECEIVER**

Academic All-Big Ten

**JASON CABINDA, LINEBACKER**

All-Big Ten Honorable Mention

**KYLE CARTER, TIGHT END**

Academic All-Big Ten

John Mackey Award Preseason Watch List (Top TE)

*Phil Steele's College Football* Preseason All-B1G Third Team

John Mackey Award Midseason Watch List (Top TE)

**JORDAN DUDAS, LINEBACKER**

Academic All-Big Ten

**BRIAN GAIA, GUARD**

Academic All-Big Ten

**MIKE GESICKI, TIGHT END**

Academic All-Big Ten

**JOSH GATTIS, WIDE RECEIVERS COACH**

CoachingSearch WR Assistant Coach of the Week (10/25)

**CHRIS GODWIN, WIDE RECEIVER**

All-Big Ten Second Team (Media), Third Team (Coaches)

Associated Press All-Big Ten Second Team

Academic All-Big Ten

Biletnikoff Award Watch List (Top Receiver)

**CHRIS GULLA, PUNTER**

Academic All-Big Ten

**CHRISTIAN HACKENBERG, QUARTERBACK**

Maxwell Award Preseason Watch List (Coll. Football MVP)

Walter Camp Award Preseason Watch List (Nat'l Player of the Year)

Davey O'Brien Award Preseason Watch List (Top QB)

Manning Award Preseason Watch List (Top QB)

*Phil Steele's College Football* Preseason All-B1G Third Team**JACK HAFFNER, LINEBACKER**

Academic All-Big Ten

**GRANT HALEY, CORNERBACK**

All-Big Ten Honorable Mention (Media)

Academic All-Big Ten

**ALBERT HALL, TACKLE**

Academic All-Big Ten

**DAESEAN HAMILTON, WIDE RECEIVER**

All-Big Ten Honorable Mention (Media)

Academic All-Big Ten

Maxwell Award Preseason Watch List (Coll. Football MVP)

Biletnikoff Award Preseason Watch List (Top Receiver)

*Phil Steele's College Football* Preseason All-B1G First Team**COLIN HARROP, SAFETY**

Academic All-Big Ten

CONTINUED ON PAGE 15 -&gt;

## HONORS &amp; AWARDS

**NASSIB GARNERS NATIONAL AWARDS**

- Defensive end **Carl Nassib** claimed his third national award of the season by winning the Lott IMPACT Trophy. He also received the Rotary Lombardi Award and the Ted Hendricks Award.
- Nassib is the first Nittany Lion to win three national awards in a season since Larry Johnson (Maxwell, Walter Camp, Doak Walker) in 2002. Nassib joins a list of Lott IMPACT Trophy award winners that include Luke Kuechly (2011), J.J. Watt (2010), Manti Te'o (2012), Jerry Hughes (2009) and David Pollack (2004).
- Nassib was also a finalist for the Burlsworth Trophy (top player that started his career as a walk-on), the Nagurski Trophy (nation's top defensive player) and Bednarik Award (nation's top defensive player).
- Additionally, he has collected consensus All-America honors: AFCA All-America First Team, Associated Press All-America First Team, CBS Sports All-America First Team, ESPN.com All-America First Team, FWAA All-America First Team, SI.com All-America First Team, Sporting News All-America First Team, Walter Camp All-America First Team, USA Today All-America Second Team.
- Nassib is the first consensus first team All-America from Penn State since Devon Still in 2011 and the 41st in program history.

**NASSIB WINS ROTARY LOMBARDI AWARD**

- Senior defensive end **Carl Nassib** won the 46th Rotary Lombardi Award for the nation's top lineman (offense or defense) or linebacker. He is the second Nittany Lion to win the award, joining Bruce Clark who won the award in 1978.
- The Lombardi Award is given annually to the nation's top offensive or defensive lineman or linebacker who, in addition to outstanding performance, best exemplifies the discipline of Vince Lombardi.
- Nassib won the Lombardi Award over Ohio State's Joey Bosa, Texas A&M's Myles Garrett and Clemson's Shaq Lawson.
- The Rotary Lombardi Award is a member of the National College Football Awards Association (NCFAA). The NCFAA was founded in 1997 as a coalition of the major collegiate football awards to protect, preserve and enhance the integrity, influence and prestige of the game's predominant awards.

**NASSIB WINS TED HENDRICKS AWARD**

- Carl Nassib** won the Ted Hendricks Award for the nation's top defensive end. He is the first Nittany Lion to win the Hendricks Award. Nassib earned more than 50 percent of the final vote by the committee.
- Nassib won the award over Michigan State's Shilique Calhoun and Clemson's Shaq Lawson, who finished in a tie for second, as well as Oregon's DeForest Buckner, Texas A&M's Myles Garrett and Oklahoma State's Emmanuel Ogbah.
- The Ted Hendricks Award is named in honor of college football's first three-time first-team All-American. As a defensive end at the University of Miami, Ted used his agility, height and reach to block passes and kicks, force interceptions and pressure quarterbacks and running backs. He roamed the front line, read plays and blitzed on impulse, completely transforming the way the defensive end position was played.
- His professional career spanned 15 years and 215 consecutive games. It included four Super Bowl victories, eight Pro Bowl selections and inductions into the College and Pro Football Halls of Fame.

**NASSIB WINS LOTT IMPACT TROPHY**

- Carl Nassib** won the 12th Lott IMPACT Trophy presented by Mercedes-Benz USA, given to the distinguished young man that represents the qualities embodied by Hall of Famer Ronnie Lott -- Integrity, Maturity, Performance, Academics, Community and Tenacity.
- The Pacific Club IMPACT Foundation will donate \$25,000 to the Penn State general scholarship fund in Nassib's name.
- He is the first Penn State player to win the Lott IMPACT Trophy.

**NASSIB NAMED BIG TEN DEFENSIVE PLAYER OF THE YEAR**

- Senior defensive end **Carl Nassib** was selected as the Big Ten's Nagurski-Woodson Defensive Player of the Year in a vote of the conference's coaches.
- Nassib also earned first team All-Big Ten honors from both the coaches and media.
- Nassib is the sixth Nittany Lion to take home Big Ten Defensive Player of the Year accolades since 1998. He joins LaVar Arrington (1998), Courtney Brown (1999), Michael Haynes (2002), Jared Odrick (2009) and Devon Still (2011) on the list of Penn State honorees.

**NITTANY LIONS EARN ALL-BIG TEN NODS**

- Carl Nassib** earned first team All-Big Ten honors from both the coaches and media.
- The Nittany Lions have had at least one first team All-Big Ten selection in each of the last 11 years.
- Joining Nassib on the All-Big Ten teams was junior defensive tackle **Austin Johnson**, who was named to the All-Big Ten second team by the media and third team by the coaches.
- Johnson was an honorable mention All-Big Ten selection in 2014.
- Senior defensive tackle **Anthony Zettel** claimed a spot on both all-conference third teams.
- Zettel collects his second All-Big Ten honor of his career after a bid on the first team last season.
- Sophomore safety **Marcus Allen**, sophomore linebacker **Jason Cabinda**, sophomore cornerback **Grant Haley** and senior cornerback **Trevor Williams** earned All-Big Ten honorable mentions.
- Allen has become a leader in the secondary for the Nittany Lions as he ranks second on the team with 75 tackles in 11 games. He also recorded 3.5 TFLs and a sack in the regular season to go along with two pass breakups and two pass defenses.
- Cabinda moved to the mike linebacker position after a season-ending injury to **Nyeem Wartman-White** in the opener.
- Cabinda has excelled in his new leadership role and leads the team with 92 tackles to compliment five pass breakups and six passes defended, which both rank second on the team. His 7.7 tackles per game average ranks 15th in the Big Ten.
- After missing the first two games of the season, Haley has found his rhythm in the secondary for the Nittany Lions. He leads the team with seven pass breakups and nine passes defended. He also has a pair of interceptions, which is tied for the team lead with **John Reid**.
- Williams is honorable mention All-Big Ten for the second consecutive season. He has started every game for the Nittany Lions, producing 31 tackles, 3.0 TFLs with one interception, three pass breakups and three passes defended.

**KLINE EARNS SPORTSMANSHIP AWARD**

- Ben Kline was named Penn State's Sportsmanship honoree for the 2015 season.
- Kline saw his first game action since 2013 when he took the field against Army on October 3.
- He has served as the President of Penn State's Uplifting Athletes chapter for the last two years.
- Kline was among a contingent of Nittany Lion football student-athletes to visit Washington D.C. for Rare Disease Awareness Day in the winter 2014.
- He is also involved in THON and Special Olympics during his time at Penn State.
- He is also co-founding a student organization this summer that benefits an orphanage in Kenya. The orphanage has an academic partnership with Penn State, and Kline's organization supports that relationship.

**THREE RECOGNIZED BY BTN.COM**

- BTN.com selected **Carl Nassib** as the Big Ten Defensive Player of the Year and running back **Saquon Barkley** as the Big Ten Freshman of the Year.
- Nassib and junior defensive tackle **Austin Johnson** were named to the BTN.com's All-Big Ten team.



@PennStateFBall



PSUFBall

2015

PSUrvived.com

GoPSUsports.com



## HONORS &amp; AWARDS

## BARKLEY LEADS FRESHMAN HONORS

- **Saquon Barkley** claimed *Sporting News* and *USA Today* Freshman All-America honors and was selected by Sports on Earth as the top offensive freshman.
- Barkley earned second team All-Big Ten accolades (coaches and media), as well as BTN.com Freshman of the Year and All-Freshman Team honors.
- He broke the Penn State freshman season rushing record with 1,007 yards, surpassing the mark of 1,002 set by D.J. Dozier in 1983. He produced the 23rd 1,000-yard rushing season by a Nittany Lion and is the 14th player to accomplish the feat.
- Barkley was joined on the BTN.com All-Freshman Team by kicker **Joey Julius**.
- Julius converted 10-of-12 field goal attempts to rank second in the Big Ten and 24th in the nation with a .833 conversion rate. He also averaged 63.2 yards on kickoffs with 21 of his 49 resulting in touchbacks. His top games included Penn State's win over San Diego State, in which he converted all three field goal attempts with a long of 40 yards, and the team's win at Maryland, in which his 40-yard field goal near the end of the first half proved crucial in a one-point win.
- Barkley, **Troy Reeder** and **John Reid** were selected to the ESPN.com Big Ten All-Freshman team.
- Reeder started the last 11 games for the Nittany Lions at the linebacker spot. He ranks fourth on the team with 67 tackles, including 42 solo. Reeder also has 5.5 tackles for loss to go along with an interception against Illinois. He also recorded a pass breakup and two pass defenses on the year.
- Reid started the first two games of the season in place of the injured Grant Haley. He is tied for the team lead with two interceptions to go along with his one forced fumble and one fumble recovery. Reid also has three pass breakups and five passes defended on the year. In his 12 games, he has 27 total tackles, including one TFL.

## LUCAS, NASSIB INVITED TO SENIOR BOWL

Two standouts on Penn State's nationally-ranked defense, **Jordan Lucas** and **Carl Nassib** are among the players to accept invitations to play in the 67th Reese's Senior Bowl.

- The duo has been invited to participate in the nation's premier all-star contest on Saturday, January 30, 2015. Kickoff is at 2:30 p.m. ET at Ladd-Peebles Stadium in Mobile, Ala. The NFL Network will televise the contest.
- Lucas and Nassib are the 40th and 41st Nittany Lions to receive invitations to play in the Senior Bowl in the last 20 years. A quartet of Nittany Lions – safety Adrian Amos, defensive end Deion Barnes, offensive tackle Donovan Smith and linebacker Mike Hull – participated in last year's Senior Bowl activities. Defensive tackle DaQuan Jones and defensive tackle Jordan Hill played in the 2014 and 2013 Senior Bowls, respectively. Defensive end Jack Crawford, cornerback D'Anton Lynn and guard Johnnie Troutman played in the 2012 Senior Bowl.
- With the selection of Lucas and Nassib, a total of 114 Lions have been invited to play in the Senior Bowl.

## YAZUJIAN NAMED ACADEMIC ALL-AMERICA SECOND TEAM

Junior long snapper **Tyler Yazujian** was named to the Academic All-District@ Football Team as selected by the College Sports Information Directors of America (CoSIDA).

- Yazujian is a two-time Academic All-District selection after earning the honor last season.
- He owns a 3.86 grade point average in information sciences and technology.
- Yazujian was an Academic All-Big Ten selection in 2014 and is a six-time Dean's List honoree. He has also posted perfect 4.0 GPAs in two semesters during his collegiate career.
- On the field, Yazujian handles all of the long snapping responsibilities for the Nittany Lions. Redshirt freshman kicker Joey Julius ranks second in the Big Ten and tied for 24th nationally in field goal percentage (.833), while sophomore kicker Tyler Davis has made all seven of his field goal attempts and all nine extra point tries. Yazujian picked up his first career tackle

against Indiana on a punt return as he combined with Jordan Dudas for the stop.

- Penn State football student-athletes have earned 64 CoSIDA Academic All-America® selections all-time, the second-highest total among all Football Bowl Subdivision (FBS) institutions, trailing only Nebraska. In 2013, All-America guard John Urschel earned his second consecutive first-team Academic All-America® honor.
- The Nittany Lions' 19 Academic All-Americans® over the past 10 seasons (16 first team) lead the nation.
- The Penn State football team has had at least one first-team Academic All-American® in seven of the past 10 seasons. The Nittany Lions have 19 overall first-team selections since 2002.
- Penn State Athletics has 189 all-time Academic All-American selections, which ranks fifth among all schools at all levels and fourth among Division I institutions. The Nittany Lions have 95 Academic All-Americans since 2000, which is fifth in Division I.
- Yazujian was previously named to the Academic All-District team along with redshirt freshman linebacker **Troy Reeder**.
- The two selections for the Nittany Lions are tied for the second-most among the FBS and FCS institutions in the six states that comprise District II.

## NASSIB GARNERS MIDSEASON ALL-AMERICA HONORS

- Penn State defensive lineman **Carl Nassib** garnered multiple midseason All-America honors, including ESPN, CBS Sports, USA Today and SI.com.
- CBS Sports Eye on College Football writers Jon Solomon, Tom Fornelli and Robby Kalland named Nassib the National Defensive Player of the Year.

## ZETTEL NAMED BIG TEN CO-DEFENSIVE PLAYER OF THE WEEK

- DT **Anthony Zettel** made a career-high seven tackles against SDSU, surpassing his previous career high of six tackles on three occasions (last vs. BC in 2014 PinStripe Bowl).
- Zettel also made the second fumble recovery of his career.
- It is the first time he received the honor.
- He is the first PSU defender to win the honor since **Trevor Williams** did Sept. 15, 2014.
- Penn State and Michigan State were the only teams with honorees in three of the first four weeks. **Saquon Barkley** was named the Co-Freshman of the Week the two weeks previous to Zettel's pick.

## BARKLEY NAMED BIG TEN CO-FRESHMAN OF THE WEEK TWICE

Freshman running back **Saquon Barkley** was named the Big Ten Co-Freshman of the Week for two consecutive weeks (9/14, 9/21), as he managed to surpass his breakout game against Buffalo with a 195-yard, two-touchdown performance against Rutgers (9/19) in his Big Ten debut.

- It was the most yards for a PSU true freshman rusher since Eric McCoo (206 yds. vs Michigan State) in 1998 and the most for any PSU rusher since Bill Belton (201 yds. at Illinois) in 2013. Barkley was particularly strong in the second half, totaling 140 yards and a touchdown on 11 rushes.
- Barkley ran for 119 yards on seven carries in the fourth quarter, marking second-straight game that he had a quarter with 100 or more yards.
- His first touchdown run in the game came in Penn State's 21-point second quarter from 15 yards out. The Scarlet Knights tried to claw back into the game in the fourth quarter with a field goal to make the game 21-3, but Barkley answered with a 54-yard run on the first play of the ensuing drive and a 16-yard touchdown run on the very next play. Barkley also had a 40-yard run in the game.
- Barkley turned in a 115-yard performance against Buffalo. He became the first PSU true freshman to rush for more than 100 yards in a game since Silas Redd had 131 yards on 11 carries and scored one touchdown against Northwestern in 2010.
- Barkley helped swing the momentum in Penn State's

## 2015 HONORS

## &lt;-CONTINUED FROM PAGE 14

## AUSTIN JOHNSON, DEFENSIVE TACKLE

All-Big Ten Second Team (Media), Third Team (Coaches)  
Associated Press All-Big Ten First Team  
Athlon Sports All Big Ten First Team  
BTN.com All-Big Ten Team  
ESPN.com All-Big Ten Team  
*Phil Steele's College Football* Preseason All-B1G Second Team  
Bednarik Award Watch List (Def. Player of the Year)  
ESPN.com Midseason All-Big Ten

## JOEY JULIUS, PLACE KICKER

BTN.com All-Freshman Team

## BEN KLINE, LINEBACKER

Academic All-Big Ten  
Big Ten Sportsmanship Award  
Allstate AFCA Good Works Team®  
NFF William V. Campbell Trophy Semifinalist  
The Wuerffel Trophy Nominee (Community Service)

## GENO LEWIS, WIDE RECEIVER

Academic All-Big Ten

## JORDAN LUCAS, SAFETY

Senior Bowl Selection  
Nagurski Trophy Preseason Watch List (Def. Player of the Year)  
*Phil Steele's College Football* Preseason All-B1G First Team

## AKEEL LYNCH, RUNNING BACK

Doak Walker Awards Preseason Watch List (Top RB)  
*Phil Steele's College Football* Preseason All-B1G Third Team

## ANGELO MANGIRO, CENTER

Academic All-Big Ten  
Rimington Trophy Preseason Watch List (Top Center)  
*Phil Steele's College Football* Preseason All-B1G Fourth Team

## CARL NASSIB, DEFENSIVE END

**National Trophies**  
Rotary Lombardi Award (Top OL, DL or LB)  
Ted Hendricks Award (Top DE)  
Lott IMPACT Trophy (Def. Player of the Year on and off the field)  
Bronko Nagurski Trophy Finalist (Top Defensive Player)  
Bednarik Award Finalist (Def. Player of the Year)  
Burlsworth Trophy Finalist (Top Walk-on)

**National Postseason Awards**

Consensus First-Team All-America  
AFCA All-America First Team  
Associated Press All-America First Team  
CBS Sports All-America First Team  
ESPN.com All-America First Team  
FWAA All-America First Team  
SI.com All-America First Team  
*Sporting News* All-America First Team  
Walter Camp All-America First Team  
*USA Today* All-America Second Team  
*Sports on Earth* Defensive Player of the Year (second)  
Senior Bowl Selection

**Conference Awards**

Big Ten Nagurski-Woodson Defensive Player of the Year  
Associated Press Big Ten Defensive Player of the Year  
Athlon Sports Big Ten Defensive Player of the Year  
BTN.com Defensive Player of the Year  
All-Big Ten First Team  
Associated Press All-Big Ten First Team  
Athlon Sports All-Big Ten First Team  
BTN.com All-Big Ten Team  
ESPN.com All-Big Ten Team

**In-Season Awards**

ESPN.com Midseason All-Big Ten  
SI.com Midseason All-America Squad  
ESPN Midseason All-American  
*USA Today* Midseason All-American  
CBS Sports Midseason All-America First-Team (Unanimous)  
Midseason National Defensive Player of the Year - CBS Sports Eye on College Football: Jon Solomon, Tom Fornelli & Robby Kalland  
ECAC Defensive Player of the Week (10/20)

CONTINUED ON PAGE 16->

## 2015 HONORS

&lt;-CONTINUED FROM PAGE 15

**ANDREW NELSON, OFFENSIVE LINE**

Academic All-Big Ten

**DANIEL PASQUARIELLO, PUNTER**

Academic All-Big Ten

**TROY REEDER, LINEBACKER**

ESPN.com All-Freshman Team

CoSIDA Academic All-District Team

Academic All-Big Ten

ECAC Defensive Player of the Week (11/3)

**JOHN REID, CORNERBACK**

ESPN.com All-Freshman Team

**DOM SALOMONE, TIGHT END/H-BACK**

Academic All-Big Ten

**SEAN SPENCER, DEFENSIVE LINE COACH**

Football Scoop Defensive Line Coach of the Year Finalist

CoachingSearch DL Assistant Coach of the Week (11/3)

**NYEEM WARTMAN-WHITE, LINEBACKER**

Phil Steele's College Football Preseason All-B1G Second Team

**TREVOR WILLIAMS, CORNERBACK**

All-Big Ten Honorable Mention

**ANTHONY ZETTEL, DEFENSIVE TACKLE**

SI.com All-America Honorable Mention

All-Big Ten Third Team

Orange Bowl-FWAA Courage Award Nominee (9/30)

Big Ten Co-Defensive Player of the Week (9/28)

Senior CLASS Award Nominee

Bednarik Award Preseason Watch List (Def. Player of the Year)

Nagurski Trophy Preseason Watch List (Def. Player of the Year)

Outland Trophy Preseason Watch List (Top Interior DL)

Lombardi Award Preseason Watch List (Top OL, DL or LB)

Phil Steele's College Football Preseason All-America First Team

Phil Steele's College Football Preseason All-B1G First Team

B1G East Players to Watch List (1 of 5)

Lott IMPACT Trophy Preseason Watch List (Def. Player of the Year on and off the field)

**TYLER YAZUJIAN, LONG SNAPPER**

CoSIDA Academic All-America Second Team

CoSIDA Academic All-District Team

Academic All-Big Ten

**OFFENSIVE LINE**

Joe Moore Week 3 Honor Roll

## HONORS &amp; AWARDS

favor on their first possession of the fourth quarter, as he broke off back-to-back runs totaling 50 yards.

- Barkley provided a spark off of the bench in the second half for the Nittany Lions, averaging 9.6 yards per carry in the win over the Bulls. He reeled off 101 of his 115 yards on eight fourth-quarter carries. He later found the end zone for the Lions final score and his first collegiate touchdown.

**ZETTEL NAMED CANDIDATE FOR SENIOR CLASS AWARD**

Senior defensive tackle **Anthony Zettel** was selected as one of 30 candidates for the Senior CLASS Award for college football. To be eligible for the Senior CLASS Award, a student-athlete must have notable achievements in four areas of excellence - community, classroom, character and competition.

An active member of the team off the field, Zettel is the sergeant at arms of Penn State's Uplifting Athletes, helping the chapter raise more than \$1 million for kidney cancer treatment and research since the first Penn State Lift for Life was held in 2003. A kinesiology major, Zettel is scheduled to complete his degree in December.

An acronym for Celebrating Loyalty and Achievement for Staying in School®, the Senior CLASS Award focuses on the total student-athlete and encourages students to use their platform in athletics to make a positive impact.

**KLINE NOMINATED FOR WUERFFEL TROPHY**

Senior linebacker **Ben Kline** is one of a record 93 FBS nominees for the Wuerffel Trophy, presented annually by the All Sports Association in Fort Walton Beach, Florida. Named after 1996 Heisman Trophy winning quarterback Danny Wuerffel (Florida,) the Wuerffel Trophy is awarded to the FBS player who best combines exemplary community service with athletic and academic achievement.

**KLINE NAMED TO ALLSTATE GOOD WORKS TEAM**

**Ben Kline** was selected to the Allstate, American Football Coaches Association (AFCA) Good Works Team. He is among the 11 FBS and 22 overall honorees for their contributions to the community. In its 24th year, the team is comprised of athletes who have used their limited free time to perform inspirational acts of service.

Fans can vote for Kline to become the 2015 Allstate AFCA Good Works Team® Captain at ESPN.com/Allstate through November 25, 2015. The team will be invited to New Orleans to participate in a community project before the 2016 Allstate® Sugar Bowl®.

Kline has served as the President of Penn State's Uplifting Athletes chapter for the last two years.

The Seven Valley native has also been involved in THON and Special Olympics during his time at Penn State. He is also the co-founding a student organization this summer that benefits an orphanage in Kenya. The orphanage has an academic partnership with Penn State, and Kline's organization supports that relationship. Additionally, Kline is a nominee for an American Rhodes Scholarship.

Kline is also a two-time CoSIDA Academic All-District choice and two-time Academic All-Big Ten honoree. He posted a perfect 4.0 GPA during the 2011 summer session and 2013 spring semester. Kline has posted a 3.50 GPA or higher in 11 of his 12 semesters on campus, including summer semesters and is a six-time Dean's List selection. He graduated with his degree in finance in December 2014 with a 3.76 cumulative GPA, in just three and a half years. Has begun work on his master's degree in international affairs. Additionally, Kline is a member of the Lion's Paw Senior Honor Society, a prestigious Student-Leadership Senior Honor Society with 14 members from the 2015 graduating class.

**KLINE RHODES SCHOLAR NOMINEE**

**Ben Kline** was nominated for the prestigious Rhodes Scholarship. Kline is presently taking graduate level courses in the Smeal College of Business after graduating in December 2014 with a degree in finance. The Rhodes Scholarships are the oldest and most celebrated international fellowship awards in the world. Each year 32 Americans are selected as Rhodes Scholars, through a decentralized process representing the 50 states and the District of Columbia. Penn State University has produced two Rhodes Scholars in its history.

**NASSIB, ZETTEL AND HACKENBERG EARN TOP AWARDS AT BANQUET**

All-American defensive end **Carl Nassib**, defensive tackle **Anthony Zettel** and quarterback **Christian Hackenberg** were among the award winners at State College Quarterback Club's annual banquet honoring the Penn State football team.

A crowd of nearly 700 filled the main ballroom at the Penn State Conference Center Hotel to honor 17 seniors and the 2015 squad.

The special group of 2015 seniors have been instrumental in the Nittany Lions posting four consecutive winning seasons, with three years under unprecedented circumstances.

- In addition to the player awards (see below), former Nittany Lion tight end John Gilmore was presented the Alumni Athlete Award. A letterman from 1999-2001, Gilmore was selected the team's Outstanding Senior Player in 2001. He made 58 career catches for 634 yards and three touchdowns during his career. Gilmore played 10 seasons in the National Football League with New Orleans, Tampa Bay and Chicago. He played in 147 career games, making 55 receptions for 544 yards and six touchdowns. A native of Reading, Pennsylvania, Gilmore owns Encore Apparel, Encore Select and Brandthumb, a brand building agency, and lives in Tampa with his wife and two children.

- A complete listing of all the award winners at Sunday's State College Quarterback Club banquet:

- Lions' Pride Outstanding Senior Player Award (greatest career contribution to Penn State Football) - Anthony Zettel
- Most Valuable Player - Carl Nassib
- Offensive MVP - Christian Hackenberg
- Defensive MVP - Carl Nassib
- Captains' Award - Christian Hackenberg; Jordan Lucas; Angelo Mangiro; Von Walker and Anthony Zettel
- Ridge Riley Award (senior for "sportsmanship, scholarship, leadership and friendship") - Trevor Williams
- Richard Maginnis Memorial Award (outstanding offensive lineman) - Angelo Mangiro
- Robert B. Mitinger, Jr. Award (senior who exhibits courage, character and social responsibility) - Angelo Mangiro
- Reid-Robinson Award (outstanding defensive lineman). Named in honor of two of Penn State's most acclaimed defensive linemen, Dave Robinson and Mike Reid - Austin Johnson
- John Bruno, Jr. Memorial Award (outstanding member of special teams) - Nick Scott
- Iron Lion Award (strength and conditioning). Awarded to the player who demonstrates the cornerstone of the Penn State Football strength and conditioning program - intensity and consistency - Dom Salomone
- Outstanding Run-on Award (Run-on player who exemplifies total commitment, loyalty, hard work and courage) - Jordan Dudas and Albert Hall
- Quarterback Club Special Awards -- defensive tackle Tarow Barney and tight end Kyle Carter
- Football Letterman's Club Joe and Sue Paterno Post-Graduate Scholarship (\$5,000 Scholarship to a senior to provide recognition and financial assistance for graduate school) -- linebacker Matt Baney
- The Nittany Lion Club Academic Achievement Award (senior with highest GPA) - Dom Salomone
- Highest Academic Average - Gordon Bentley
- Public Service Award - Ben Kline and Matt Zanellato
- Scout team Special Teams Player of the Year - Josh McPhearson
- Scout team Defensive Player of the Year - Ryan Monk and Brandon Smith
- Scout team Offensive Player of the Year - Nick Bowers and Tommy Stevens
- Football Support Staff member of the Year -- P.J. Mullen, Director of Player Development





## AIR ATTACK

## GODWIN LEADS RECEIVING CORPS

- Sophomore wide receiver **Chris Godwin** has caught at least four passes in 10 of 12 games this season and 11 of his last 14.
- At Michigan State, Godwin grabbed multiple TD catches in a game for the first time in his career and made a career-high 11 catches.
- Godwin also had 109 yards receiving for his fourth 100-yard game of the season and fourth in the last six games. He has five career 100-yard performances.
- With the 11 catches, Godwin is now tied for fourth on PSU's single-season receptions lists with 63. He is tied with O.J. McDuffie (1992) and Bobby Engram (1995).
- Godwin has a team-best total of 63 receptions for 968 yards and is averaging 5.3 catches and 80.7 yards per game, to rank in the Top 10 in both in the Big Ten. **See National Nits on Page 12.**
- Godwin is just the sixth player in program history to have 60 catches in a season.
- With 109 receiving yards, Godwin moved into seventh place on Penn State's single-season yardage list with 968 yards.
- Godwin also moved up to 18th on Penn State's career receiving yardage list, passing David Daniels (1,222; 1988-90) and Scott Fitzkee (1,263; 1975-78).
- Godwin was added to the Biletnikoff Award Watch List for the nation's top receiver.
- He has at least one catch in 22 of 23 career games and five career games with five or more grabs, joining his seven-catch night vs. Boston College in the New Era Pinstripe Bowl.
- Godwin totaled 103 yards on three catches at Ohio State, and then made four catches for a season-high 135 yards and a touchdown the following week against Maryland. He became the first Nittany Lion to post back-to-back 100-yard receiving games since Allen Robinson in 2013 (106 vs. Nebraska, 122 at Wisconsin).
- Godwin also posted his fourth career 100-yard game vs. Northwestern with 104 yards.

## BLACKNALL GOES DEEP

- Sophomore wide receiver **Saeed Blacknall** leads the Nittany Lions with an average of 34.4 yards per reception on seven catches on the year.
- Blacknall turned a short pass into a 59-yard reception at Michigan State to set a career long and Penn State's longest completion of the season.
- Blacknall hauled in his second career touchdown with a 25-yard ball from **Christian Hackenberg** to give Penn State a 10-7 lead over Michigan in the second quarter.
- Both of Blacknall's career touchdown catches have come in Penn State White Out games (Ohio State in 2014 and Michigan in 2015).
- Blacknall caught a 38-yard pass in the second quarter vs. Maryland to start a two-play, 75-yard touchdown drive. **Hackenberg** connected with **Chris Godwin** on a 37-yard touchdown pass on the very next play.
- It was Blacknall's first reception since he had a career-best 101 yards receiving against San Diego State, doing so on just four receptions. His previous best was

34 yards against Ohio State last year.

- Blacknall had then career-long 46- and 45-yard receptions to obliterate his previous single-game standard. His previous long was a 24-yard reception last year against Ohio State.

**See Career Highs on Page 28.**

## HAMILTON MOVING UP RECORD BOOKS

**DaeSean Hamilton's** is already moving up the career charts as a Nittany Lion.

**Records Watch on Page 30.**

- Hamilton caught eight passes at Michigan State to move into eighth on the all-time catches list with 122. He passed Jack Curry (117, 1965-67).
- He ranks 17th in career receiving yardage with 1,408 yards, moving past Ted Kwalick (1,343; 1966-68) at Michigan State with 78 yards.
- He became the 13th Nittany Lion to reach the 100-reception milestone with two catches against Ohio State.
- As a freshman, Hamilton led the Big Ten with 82 catches (6.3 rpg) and was fifth in the conference at 69.2 ypg, scoring two touchdowns.
- Against Ohio State in 2014, Hamilton hauled in a school record 14 passes, breaking Freddie Scott's mark of 13 catches vs. Wisconsin in 1995.
- His 126 receiving yards vs. Ohio State in 2014 marked his fourth 100-yard effort of the season to extend his school freshman record.
- His 82 catches shattered the PSU freshman standard for receptions in a season and ranked second in school history, trailing only Allen Robinson (97 in 2013). With the second of his seven catches at Michigan, Hamilton moved past Deon Butler's freshman mark of 37 catches in 2005.
- Hamilton set the freshman single game record in Dublin, Ireland vs. UCF. He caught 11 passes for 165 yards, moving past Deon Butler's 125-yard effort vs. Wisconsin in 2005 and Maurice Humphrey's eight catch game against Northwestern in 2003.
- Hamilton eclipsed Butler's freshman season record of 691 yards in 2005 when he caught a 9-yard pass in the second quarter vs. Maryland.
- He was just the fifth freshman to post a 100-yard receiving game: joining Butler (2005, R-Fr.), Jimmy Cefalo (1974, Fr.), Humphrey (2003, Fr.) and Norwood (2005, Fr.)

## BEAVER STADIUM FIRST FOR GENO

- WR **Geno Lewis'** sixth career touchdown reception was his first in Beaver Stadium.
- It was just his second in a Big Ten stadium, while the other four were in some of the most unique venues the Nittany Lions have played in.
- He previously had TD catches in MetLife Stadium (New York Giants/Jets), Camp Randall Stadium (Wisconsin), Croke Park (Ireland), Yankee Stadium (Pinstripe Bowl) and M&T Bank Stadium (Baltimore Ravens).
- Lewis has a TD pass in Northwestern's Ryan Field.

## WIDE RECEIVERS AND RUNNING BACKS CROSS TRAINING

- Penn State's wide receivers and running backs have taken part in all three aspects of the offense this season as the wide receivers have added rushing and passing to their repertoire and the running backs have been passing and catching out of the backfield to put points on the scoreboard.
- RB **Nick Scott** and WR **Geno Lewis** have completed TD passes this season. The last time Penn State had two non-quarterbacks with TD passes was 1980 when TB Joel Coles hit Kenny Jackson for a 25-yard score (vs. Miami (Fla.); 11/1) and Jon Williams connected with Mike Meade for a 6-yard TD (at Maryland; 10/11).
- The last season in which Penn State had two non-quarterbacks attempt passes in a season was 2011 (Bill Belton and Curtis Drake).
- Lewis is the most recent, as he completed his first career pass (second attempt), good for a 32-yard TD to **DaeSean Hamilton** at Northwestern.
- Scott threw the first touchdown pass of his career against Illinois, connecting with QB **Christian Hackenberg** for a 14-yard play.
- Earlier in the season against San Diego State, Scott completed a 32-yard pass to WR **Chris Godwin** to mark the first PSU completion by a non-QB since Curtis Drake threw a 16-yard completion against Nebraska in 2011.
- It was the longest by a non-quarterback since RB Eric McCoo threw a 63-yard touchdown pass against Illinois in 2001.
- Wide receiver **Brandon Polk** ranks third on the team with 149 rushing yards on just 15 carries for a team-best average of 9.9 per carry.
- Polk is the first wide receiver to have rushing and receiving touchdowns in the same season since Derrick Williams had three rushing touchdowns and four receiving touchdowns in the 2008 season.
- Running backs **Saquon Barkley** and **Mark Allen** both notched their first receiving touchdowns in the SDSU game. The last time that Penn State had two touchdown receptions by running backs in the same game was in 2006 at Minnesota, a game that Penn State won 28-27 in overtime. Anthony Morelli had touchdown passes of 15 yards to Tony Hunt and seven yards to Matt Hahn.
- The last Penn State player to have a touchdown on his first career reception was Jesse James on Sept. 12, 2012 against Navy.
- Barkley's touchdown reception was the first touchdown reception by a running back since Bill Belton had a 22-yard grab last year vs. Akron.
- WR **DeAndre Thompkins** rushed for a touchdown against Rutgers and Polk did the same against Buffalo. Penn State has two wide receivers with rushing touchdowns in the same season for the first time since 2008 when Derrick Williams and Chaz Powell both had rushing touchdowns.

## THE NEW OC

- Penn State head coach **James Franklin** named Fordham head coach **Joe Moorhead** as the Nittany Lions' offensive coordinator. Moorhead brings 18 years of collegiate coaching experience, including the last four as Fordham's head coach.
- After inheriting a program that went 1-10, Moorhead steadily built Fordham into a FCS playoff regular, along the way, leading the Rams to their best season in program history in 2013 and the Patriot League title in 2014. Moorhead earned a 38-13 record with three consecutive berths in the FCS playoffs.
- During his tenure, Moorhead produced the highest ranking in program history (#5 in 2013), highest final ranking in program history (#9 in 2013 and 2014), the first two wins over FBS schools in program history and the first two wins over top-10 opponents.
- Under Moorhead, the Rams were consistently one of

the top offensive teams in FCS. In 2015, Fordham is second in team passing efficiency (168.30), ninth in scoring offense (36.8), 19th in total offense (453.3), 20th in passing offense (272.3), 17th in third down conversion (.456) and 19th in first down offense (262). The Rams were in the top 10 in team passing efficiency, passing offense, scoring offense, total offense and first down offense in 2014. In 2013, Fordham was in the top 10 in completion percentage, passing offense, third down conversion, first down offense, team passing efficiency and total offense.

- This season, the Rams posted a 9-3 record with a victory over FBS foe Army to highlight the schedule.
- Moorhead was named the 2013 AFCA Regional Co-Coach of the Year and Patriot League Coach of the Year. He was also a finalist for the Eddie Robinson Award and the Liberty Mutual Coach of the Year.

- In his first season, Moorhead took a team that was 1-10 the previous year and improved it to 6-5.
- Moorhead spent three seasons at Connecticut, including two as the offensive coordinator. He helped lead the Huskies to the 2010 Big East Championship and a berth in the 2011 Fiesta Bowl.
- Moorhead was at Akron for five seasons, serving as the offensive coordinator for three seasons.
- As a collegiate player at Fordham, Moorhead was a three-year starting quarterback and team captain as a senior. He was a second team All-Patriot League selection in 1995 after finishing 13th in FCS in total offense. He held the school records for completions and passing yards at the time of his graduation.
- A native of Pittsburgh, Moorhead graduated from Pittsburgh Central Catholic. He earned a bachelor's degree in English from Fordham in 1996.



@PennStateFBall



PSUFBall

2015

PSUrvived.com

GoPSUsports.com

## OFFENSIVE TIDBITS

## OFFENSIVE LINE SHUFFLE

- The starting offensive line combination against Illinois marked the sixth different combination.
- Guard **Brian Gaia** is the only player to start on the line in all 12 of the games.

## PLENTY OF CHUNK PLAYS

- The Nittany Lions are tied for 22nd in the country while leading the Big Ten in plays of 30 or more yards (34).
- The Penn State passing game had 10 plays of 30 or more yards in the win over Maryland.
- Junior quarterback **Christian Hackenberg** is tied for 18th in FBS with 22 pass plays of 30 or more yards, while sophomore wide receiver **Chris Godwin** is tied for ninth with 11 catches for 30 or more yards.
- Additionally, freshman running back **Saquon Barkley** is tied for 18th in FBS and leads the Big Ten with six rushes for 30 or more yards.
- Barkley is also tied for 17th in FBS with 11 rushes of 20 or more yards, which also leads the Big Ten.

## STRIKING FIRST

- Penn State saw its streak of scoring first in 10 straight games, which dated back to last season's Pinstripe Bowl against Boston College, end at Northwestern.
- Penn State has scored first in 11 of its last 13 games.
- The Nittany Lions have scored in the first quarter in all but four games this season (Buffalo, Rutgers, Northwestern and Michigan State).

## GREEN LIGHT IN THE RED ZONE

- Penn State was 3-for-3 in the red zone against Michigan State (2 TD, 1 FG FG), improving to 39-for-42 for the season (23 TD, 16 FG), a success rate of 92.9 percent.
- The Lions' 92.9 percent success rate is eighth in the country and is second to Michigan (.939) in the Big Ten.

## LYNCH AIDS GROUND GAME

Junior running back **Akeel Lynch** started the first four games of the season and the Ohio State game.

- The Toronto, Ontario, Canada native has five career 100-yard rushing efforts after crossing the century mark against Rutgers. His performance included a career-long 75-yard touchdown run.
- It was his first 100-yard effort since back-to-back games over the century mark versus Temple (11/15) and at Illinois (11/22) in 2014. He is among the 21 Nittany Lions with five or more career games of 100-plus rushing yards.
- His 1,314 career yards rank 32nd at Penn State. He trails Gary Brown (1,321 yards) for 31st place.
- Lynch ultimately led the team in 2014 with 678 rushing yards on 147 carries (4.6 ypc). He finished the 2014 season in impressive fashion with 393 yards and three touchdowns during the final four contests.
- He surpassed the 1,000-yard mark for his career against Boston College in the Pinstripe Bowl, rushing for 77 yards.

## AVOIDING TURNOVERS AND SACKS

- Minimizing turnovers and sacks are extremely important to the success of an offense, and the Nittany Lions were able to avoid both against Buffalo. Penn State had zero turnovers for the first time since having none against Massachusetts last season, and did not allow a sack for the first time since the win at Wisconsin in 2013.
- The 2013 Wisconsin game was also the last time Penn State posted zeroes in both categories.
- Penn State surrendered an interception against Rutgers, but avoided giving up a sack for a second consecutive game - a feat not accomplished since 2011 against Ohio State and Wisconsin.
- The offensive line was recognized for the Joe Moore Honor Roll for Week 3 for its performance against Rutgers.

## BARKLEY BREAKS OUT

## BARKLEY BREAKS 1,000

- Despite missing 2.5 games to injury and only receiving one carry in the season opener, **Saquon Barkley** leads the Lions with 1,007 rushing yards in 10 games played, a new Penn State freshman record.
- Barkley turned in his fifth 100-yard rushing performance of the season at Michigan State with 103 yards to reach 1,007 yards for the season. He is tied with D.J. Dozier (1983) for the most 100-yard rushing performances by a true freshman.
- He passed Dozier (1,002) for the single-season freshman rushing yards mark.
- Barkley is the 43rd Nittany Lion to break 1,000 career yards rushing.
- He needs just seven more yards to break into the Top 20 list for single-season rushing yardage at Penn State.

## PREMIER RUNNING BACK

- Barkley's yards per game average of 100.7, which ranks 29th nationally and fourth in the Big Ten, is skewed down since he only received one carry for one yard in the season opener against Temple and only played a little over a quarter against SDSU before leaving the game.
- Barkley's yards per game average is 111.8 when not including the Temple game and 118.0 when not including the Temple and SDSU (injured) games.
- Against nationally ranked opponents Ohio State, Northwestern, Michigan and Michigan State, Barkley averaged 121.2 yards per game, totaling 485 yards on 83 carries. He averaged 5.8 yards per carry.
- Barkley is fourth in the Big Ten and 29th in FBS with 6.1 yards per carry.
- Barkley's seven rushing touchdowns this season are tied for the lead by a Penn State freshman. D.J. Dozier also had seven in 1983. Barkley had two rushing touchdowns at Northwestern.

## FRESHMAN RUNNING BACKS

- Six of 10 rushers this season have been freshmen.
- With true freshman **Saquon Barkley** and junior **Akeel Lynch** missing 2.5 games due to injury, redshirt freshmen **Nick Scott** and **Mark Allen** carried the load on the ground against Army and Indiana.
- Scott had a career-best 57 yards rushing against Indiana after rushing for 54 against Army the previous week.
- Scott had a career-long 35-yard rush early in the first quarter against Indiana.
- Allen had a career-best 45 yards rushing against Indiana after gaining 17 yards the previous week vs. Army.
- Allen had a career-long 28-yard rush in the second quarter against Indiana, and scored his first rushing touchdown against Illinois.
- Redshirt freshman **Johnathan Thomas** made his Penn State debut against Army.

## NOTABLE PERFORMANCES

- Barkley rushed for 100 yards or more in five games this season (Buffalo, San Diego State, Ohio State, Northwestern, Michigan State).
- Barkley matched his career long run of 56 yards against Michigan.
- In addition to running for over 100 yards, Barkley set a career best at Northwestern with six catches, going for 50 yards.
- Barkley had three receptions for a career-best 58 yards against Illinois.
- A national primetime TV audience was introduced to Barkley at Ohio State, as the true freshman did not disappoint in his return from injury. Barkley posted his third 100-yard rushing game of the season with 194 yards on 26 carries at Ohio State. His 194 rushing yards were the fourth-most by a PSU true freshman. He also has the third-highest total with 195 vs. Rutgers.
- Barkley is only the second running back to rush for 175 yards or more at Ohio State since 2000, joining Indiana's Tevin Coleman, who had 228 yards last season.
- Barkley notched a career-long 56-yard rush in the fourth quarter against Ohio State. In the first quarter, he had a 44-yard touchdown run called back due to a penalty.
- Thirty-two of Barkley's 165 rushes have gone for double-digit gains.
- Barkley caught his first career pass against SDSU and took it 22 yards for a touchdown.
- His 310 rushing yards in consecutive games against Buffalo and Rutgers were the highest two-game total by a Penn State back since Zach Zwinak had 314 in a two-game span vs. Indiana (135) and Wisconsin (179).
- It is also the highest total by a true freshman RB in a two-game span since D.J. Dozier had 359 in 1983 (vs. Rutgers and Alabama). Barkley, Enis and Dozier are the only true freshman to have back-to-back 100-yard games (Dozier had four in a row in 1983).
- Additionally, Barkley's 195 rushing yards against Rutgers were the most by a Penn State true freshman since Eric McCoo had 206 against Michigan State in 1998. Barkley is the fourth true freshman at Penn State to have two or more 100-yard rushing performances (5, D.J. Dozier - 1983; 3, Curtis Enis - 1995; 3, Eric McCoo - 1998).
- Against Buffalo, Barkley became just the eighth PSU true freshman to rush for over 100 yards in a game, joining, Matt Suhey (1976), Curt Warner (1979), D.J. Dozier (1983), Curtis Ennis (1995), Eric McCoo (1998), Austin Scott (2003) and Silas Redd (2010).
- He is also the first PSU player to rush for 100 yards in a quarter since Tony Hunt vs. Akron in 2004. Larry Johnson rushed for more than 100 in a quarter four times in 2002.
- Barkley is only the third player since 2000 to rush for 100 yards or more in a quarter, and it has now only happened seven times since 2000.
- Barkley (Buffalo and Rutgers) joined Johnson as the only PSU rushers to total 100-plus yard quarters in back-to-back games.



## SPECIAL TEAMS

## SPECIAL TEAMS ARE SPECIAL

- PK **Tyler Davis** is 7-for-7 on field goal tries and 9-for-9 on extra points this season. Davis booted a 42-yard field goal in the second quarter against Illinois, the second of his career, his career longest and the longest by a Nittany Lion this season.
- Davis made a career-high three field goals against Michigan, surpassing his previous high of two in the Oct. 31 win over Illinois.
- Punter **Daniel Pasquariello's** 60-yard punt in the first quarter against Northwestern was Penn State's longest punt of the season.
- Pasquariello is averaging 38.9 yards per punt to rank in a tie for 11th all-time at Penn State in career punting average.

**See National Nits on Page 12**

- Safety **Koa Farmer** had a career-long 57-yard kickoff return to open the second half against Northwestern. It is the second-longest kick return of the season by Penn State (**Nick Scott**, 58 yards vs. Buffalo).
- PK **Joey Julius** ranks 24th in the nation and second in the Big Ten with a .833 field goal percentage.

**See National Nits on Page 12**

- Against Rutgers, P **Chris Gulla** helped control field position against Rutgers as he averaged 41.0 yards per punt. He also dropped all five of his punts inside the 20-yard line.
- The punting average was the highest for the Nittany Lions since averaging 48.8 yards per punt against Akron last season.
- His five punts downed inside the 20-yard line equal the total number by the Nittany Lions last season and are the most in a single game since having six punts inside the 20 against Nebraska in 2013.
- Penn State saw success in all three phases of the game in its win over Buffalo, including a pair of big returns on special teams. The game had an electrifying start as redshirt freshman **Nick Scott** returned the opening kickoff 58 yards to the Buffalo 42. It was the longest kickoff return for Penn State since Chaz Powell had a 92-yard return against Purdue in 2011.
- Classmate **DeAndre Thompkins** returned a punt 58 yards, on which he was barely tripped up by UB punter Tyler Grassman on a diving play, preventing him from reaching the end zone. It was the longest punt return by a Nittany Lion since Derrick Williams' 63-yard punt return for a TD at Wisconsin in 2008.
- Thompkins' return was also the longest non-scoring punt return since Mike Archie had a 62-yard return at Michigan State in 1993.
- The last time that Penn State had both a punt return and kick return of at least 58 yards in the same game was against Notre Dame in 2007. In that game, Derrick Williams had a 78-yard punt return for a touchdown and A.J. Wallace had a 68-yard kickoff return.

## FUTBOL

Many of the Nittany Lion kicking specialists have strong soccer backgrounds, with two earning opportunities to play Division I soccer.

- Redshirt freshman **Joey Julius** turned down a Division I soccer scholarship to walk-on as a kicker at Penn State. Julius kicked for the Lower Dauphin H.S. football team, earning all-state honors twice, but also played for a travel soccer team for four years. He started the 2015 opener, converting his lone field goal attempt.
- Redshirt freshman **Robby Liebel** earned multiple soccer scholarship offers from top Division I programs, received invitations to the U.S. Soccer Development Academy from 2011-14 and was rated as the top goalkeeper in the state of Florida, but elected to walk-on at Penn State. Liebel did not receive any formal instruction in football kicking until after his senior season of high school, but served as both a kicker and punter at IMG Academy during his final two prep campaigns.
- Unlike Julius, redshirt sophomore **Tyler Davis** did not play a snap of football in high school, as the former soccer standout at St. Charles (Ill.) North High School and two-year member of the U.S. Soccer Development Academy was a highly-touted recruit and even named the *Chicago Sun-Times* Player of the Year after his junior year. He went on to play at Bradley University, appearing in 12 contests as a freshman in 2013, scoring the game-winning, golden goal in his first career game.
- Redshirt freshman **Nick Boumerhi** was a three-year letterwinner in soccer at Philipsburg-Osceola High School, but kicked for the football team as a junior and senior. He was only the full-time kicker during his senior season and garnered first-team all-conference honors.

## BLOCK THAT KICK

Junior linebacker and special teams captain **Von Walker** blocked a punt against Michigan in the second quarter. Walker's effort was the first blocked punt for the Nittany Lions since Mike Hull blocked an Ohio State punt for a touchdown in 2012.

## COMMUNITY SERVICE

Head coach **James Franklin** frequently talks about being successful in all facets of a football program.

Simply put, he wants each member of the program to have the entire package - athletically, academically, spiritually and in the community.

Approximately 30 members of the Nittany Lion football team used the first day of the bye week after the Northwestern game as an opportunity to volunteer in the State College community. Four different groups participated in community service activities at the Centre Furnace Mansion, State College Food Bank, Youth Services Bureau House and Life Link. The volunteers helped with a wide range of activities, including landscaping, organizing canned foods for donation and painting.

Because the annual United Way Day of Caring fell on a game week earlier this fall, the Nittany Lions wanted to use the bye week as an opportunity to give back in several areas around the State College community.

Core value No. 1 for Penn State Football is to compete in everything you do. That is evident on the practice field every day. It's also evident at community service endeavors.

"We are out with our friends, and we honestly enjoy it. It's great to be a little competitive about it, but we enjoy being out here with one another while giving back," said Polk.

A pre-season highlight was a trip to Hershey Medical Center on July 23. The entire team boarded buses for a drive to Penn State Hershey Children's Hospital just before the start of training camp. The team visited with patients and their families in different sections of the hospital.

The team's annual Lift for Life event continued this summer (**See Below**).

The team also brightened the days of many youths at the Penn State Hershey Children's Hospital on July 15, boarding three buses to make the trek. Upon arrival, the team broke into smaller groups and walked through different sections of the hospital to spread enthusiasm and uplifting energy. In room after room, the Nittany Lion players and staff members were greeted with smiles from patients and families. The hospital staff members in each wing posed for photos and thanked the team for taking time to visit the immaculate facility.

The Nittany Lions take the responsibility of giving back to the community very seriously. The 30 student-athletes jumped at the opportunity to spend time with one another while giving back to the community. The Nittany Lions completed more than 2,000 hours of community service during 2014-15.

The long list of community service opportunities is met with tremendous enthusiasm from the student-athletes on the roster. The members of the team jump at the opportunity to lend a hand in the community.

## UPLIFTING ATHLETES REACHES \$1 MILLION RAISED FOR KIDNEY CANCER RESEARCH

One Cause. One Program. Together Uplifting Athletes and Penn State have stood the test of time.

- Under the guidance of current Chapter President **Ben Kline** and his leadership team, the Penn State Chapter raised a record \$120,000 this past year for kidney cancer research.
- Thanks to the ongoing support of the Penn State and State College communities for the past 13 years, the Penn State Chapter has now raised more than \$1.12 million. Penn State was the first Uplifting Athletes Chapter to reach the \$1 million milestone.
- Each of the last five Lift for Life events have raised in excess of \$100,000.
- As the single largest donor to the Kidney Cancer Association, the funds raised from the Penn State Chapter has helped bring eight new treatments to market in the last 13 years.
- And what started at Penn State has sparked a movement that is growing nationwide, as 24 other college football programs have formed Uplifting Athletes Chapters - including half the Big Ten, ACC and at least one chapter in each major FBS conference.

## CAP &amp; GOWN

## NITTANY LIONS GRADUATE

- A total of 14 football student-athletes are graduating after the fall semester. They are **Matthew Baney, Tarow Barney, Adam Breneman, Derek Dowrey, Malik Golden, Austin Johnson, Jacob Kiley, Geno Lewis, Angelo Mangiro, Carl Nassib, Nyeem Wartman-White, Trevor Williams, Gary Wooten** and **Anthony Zettel**.
- Baney is a local product from State College Area H.S.
- Mangiro is earning his second degree. He graduated last December with an undergraduate degree in criminology, and has now earned a graduate degree in curriculum and instruction in early childhood.
- Breneman, Dowrey, Golden, Johnson, Kiley, Lewis, Wartman-White and Wooten all graduated in just three-and-a-half years.
- Chaz Powell also returned to school to finish his degree after his playing eligibility was exhausted in 2010.
- Kyle Carter, Ben Kline and Matt Zanellato previously earned their degrees to give Penn State a total of 17 graduates playing in the bowl game (18 degrees).

## GRADUATES IN 2015 BOWL GAMES

With 17 graduates Penn State ranks tied for 10th amongst teams competing in bowls.

Alabama	29
Temple	26
K-State	22
Cincinnati	21
Marshall	20
Middle Tennessee	20
Auburn	18
Akron	18
Tennessee	18
West Virginia	17
<b>PENN STATE</b>	<b>17</b>
TCU	16
Wisconsin	16
Western Kentucky	16
Colorado State	16
Nebraska	16



@PennStateFBall



PSUFBall

2015

PSUrvived.com

GoPSUsports.com



## WINNING TIME

## SUSTAINED EXCELLENCE

- Penn State and Wisconsin are the only Big Ten teams that have posted a winning season the last 11 consecutive years.
- Penn State is one of seven teams (USC, LSU, Florida State, Wisconsin, Oklahoma, Oregon) in the Autonomy Five that has had a winning record each of the last 11 years. Virginia Tech (6-6) can join with a bowl win.
- Overall in the FBS, Penn State is one of eight teams with a winning record in the last 11 years (Boise State).

## CLOSE VICTORY

- Penn State's one-point victory over Maryland was the first since Penn State prevailed in overtime over Boston College in the 2014 Pinstripe Bowl by the exact same score of 31-30.
- It was the first one-point win in a regular season game (and Big Ten game), since 2006 at Minnesota (28-27 in OT). It was also the first one-point victory in regulation since a 16-15 victory over Minnesota in 1997.

## OVERTIME OVER TIME

College football introduced overtime during the bowl season in 1995 and adopted the system for regular season games in 1996.

- Since then, Penn State has played 11 overtime games.
- PSU has not gone to OT this season after going long in five games over the 2013 and 2014 seasons.
- Seven of the 11 overtime tilts have come at home, two in true road games, one in the 2006 Orange Bowl and one in the 2014 Pinstripe Bowl.
- Their first two overtime contests came vs. Iowa in 2000 and 2002 at home.
- The Nittany Lions dropped their first three contests that went to the extra period, but won five straight overtime contests before falling to Nebraska on Nov. 23, 2013.

Penn State's all-time overtime games:

Date	Opponent	Score
11/4/00	IOWA (2OT)	L, 23-26
9/28/02	IOWA	L, 35-42
10/12/02	at Michigan	L, 24-27
1/3/06	vs. Florida State (3OT) <sup>1</sup>	W, 26-23
10/7/06	at Minnesota	W, 28-27
11/24/12	WISCONSIN	W, 24-21
10/12/13	MICHIGAN (4OT)	W, 43-40
11/2/13	ILLINOIS	W, 24-17
11/23/13	NEBRASKA	L, 20-23
10/25/14	OHIO STATE (2OT)	L, 24-31
12/27/14	vs. Boston College <sup>2</sup>	W, 31-30

1 - Orange Bowl, 2 - Pinstripe Bowl

## HAPPY VALLEY

## LASCH RENOVATION PLAN APPROVED

The proposed Phase II upgrades to the Mildred and Louis Lasch Football Building were approved by the Penn State Board of Trustees on Nov. 20.

Plans to renovate the Louis and Mildred Lasch Football Building were unveiled by Penn State Athletics in October. The Lasch Renovation, a multi-phased project, will allow Penn State football to provide the resources it needs to recruit and support the nation's most talented student-athletes. The first two phases of this renovation include the addition of a nutrition bar, as well as upgrades to the team auditorium, lobby, locker room, hydrotherapy room and an expanded equipment room.

The Lasch Lobby has a 21st century design that will be powerful and progressive in a clean, classic Penn State way. The lobby features an awards area that will recognize the history and accomplishments of the Penn State football program, while the team auditorium, will showcase the Penn State football core values and team imagery displayed throughout the room.

The locker room concept will continue the classic Penn State theme and feature a new ceiling design with an integrated logo, new carpet, new multi-functional lockers, multi-tiered lighting controls and a video wall.

## HOME SWEET HOME, PART 1

With six victories in seven home games, the Nittany Lions enjoyed their best home season since 2008 when they went 7-0. The Lions started 6-0 at home for the fourth time since 2000 (2005, 2007, 2008, 2015).

## HOME SWEET HOME, PART 2

With a 270-72 all-time record in Beaver Stadium, PSU boasts the eighth-best winning percentage (.789) in its current home venue amongst current FBS schools, and leads the Big Ten. Ohio State ranks ninth overall with a 423-111-20 (.782) mark in Ohio Stadium, which was built in 1922. Only Alabama (.819) and Auburn (.790) boast higher winning percentages than Penn State in facilities older than Beaver Stadium.

School	Stadium Name (Opened)	Rec	Win %
1. Marshall	Edwards Stadium (1991)	148-26	.851
2. Ga. Southern	Paulson Stadium (1984)	186-34	.845
3. Baylor	McLane Stadium (2014)	10-2	.833
4. Boise State	Albertsons Stadium (1970)	248-53	.824
5. Alabama	Bryant-Denny Stadium (1929)	245-53-3	.819
6. Oklahoma	Oklahoma Memorial (1923)	380-84-15	.809
7. Auburn	Jordan-Hare Stadium (1939)	306-79-7	.790
8. Penn State	Beaver Stadium (1960)	270-72	.789
9. Ohio State	Ohio Stadium (1922)	423-111-20	.782
10. Tennessee	Neyland Stadium (1921)	454-123-17	.779

## FIVE IN A ROW AT HOME

- Starting with the second game of the season, Penn State hosted the first five-game homestand at Beaver Stadium, the first overall since 1922 and the third in program history.
- Penn State has swept all three five-game homestands for a 15-0 record.
- This season's included wins over Buffalo (27-14, Sept. 12), Rutgers (28-3, Sept. 19), San Diego State (37-21, Sept. 26), Army (20-14, Oct. 3) and Indiana (29-7, Oct. 10).
- An average of 99,344 fans attended each game to rank Penn State sixth in the nation in attendance. The Army game was a sellout.
- Penn State had last played five consecutive home games in 1922, going 5-0 with wins over St. Bonaventure (54-0), William & Mary (27-7), Gettysburg (20-0), Lebanon Valley (32-6) and Midd lebury (33-0).
- The Nittany Lions also hosted five-straight home contests in 1920. Penn State also was perfect in those games with wins over Muhlenberg (27-7), Gettysburg (13-0), Dartmouth (14-7), NC State (41-0) and Lebanon Valley (109-7). The 109 points scored against Lebanon Valley still stand as the program's game scoring record.
- While Beaver Stadium had never seen five consecutive home games previously, it has hosted four in a row five times, doing so in 1977, 1982, 1986, 2002 and 2009.

## SOLD OUT!

- Penn State averaged 99,799 fans per game this season to rank sixth in the country.
- The crowd of 107,418 for the Michigan "White Out" game was the largest in Beaver Stadium since 107,895 vs. Ohio State last year.
- The Penn State-Army West Point Military Appreciation Day game was a sellout of 107,387, marking the first non-conference game to sellout since Alabama visited Happy Valley in 2011. The sellout included tickets requested through the Seats for Servicemembers program. Servicemembers from as far away as California, Texas and Washington signed up to receive donated tickets purchased by Penn State alumni, fans and businesses.

## NO NAMES. ALL GAME.

The Penn State football program announced in July that it would remove the names from the backs of its jerseys beginning this season. In 2012, the Penn State coaching staff felt that something needed to be done to honor those student-athletes who kept their promise to play for Penn State after the NCAA handed down sanctions on the program, and decided to place the name of each player on the back of their uniform. It was something that had never been done in the 126-year history of the program, but was symbolic. The decision to remove the names from the jerseys was made to pay homage to the history of Penn State football and return to the tradition that represented Penn State for 125 years.

## SEVEN LIONS HAVE PENN STATE HERITAGE

Seven members of the 2015 Penn State football squad have ties to current or former Nittany Lion players, coaches or staff.

- Redshirt sophomore guard **Evan Galimberti** is the son of Mark Galimberti, who was a manager for the Nittany Lion football program and graduated in 1988.
- Junior wide receiver **Gregg Garrity's** father, Gregg (1980-82), and grandfather, Jim (1952-54), lettered at Penn State. Gregg Sr. made one of the iconic plays in Penn State football history with his diving TD catch to help beat Georgia in the 1983 Sugar Bowl for the Nittany Lions' first National Championship. The youngest Garrity changed his number to 19 during spring practices to honor his father.
- Redshirt senior offensive lineman **Kevin Reihner** joins the Nittany Lions this season after graduating from Stanford in March. He is the son of George Reihner, who was an offensive and defensive tackle at Penn State (1974-77) and played for the Houston Oilers. Additionally, Reihner's uncle, John, was a kicker for the Nittany Lions (1972-75). Kevin Reihner will don the number 68 in honor of his father.
- Freshman safety **John Petrishen's** great grandfather, Pop Ellwood (lettered in 1923), and great uncle, Bill Ellwood (lettered 1937-38), played football at Penn State.
- Freshman wide receiver **Tyler Shoop** is the son of defensive coordinator Bob Shoop.
- Redshirt sophomore safety **Brian Tomasetti** is the son of Rich Tomasetti, who played for Penn State.
- Chappie Hill, a letterman on the 1956 Penn State football team, is the great uncle of freshman tackle **Sterling Jenkins**.

## FATHER-SONS

Defensive coordinator **Bob Shoop** is not the only Penn State coach who's son is helping the team. Shoop's son **Tyler** is a wide receiver on the team, and **Trey Hand**, the son of offensive line coach **Herb Hand**, is serving as a team manager.



## YOUTH &amp; INJURIES

## YOUTH REIGNS SUPREME

- Penn State has had 22 freshmen play this season (17 redshirt, 5 true), tied for 18th most in the country.
- Penn State ranks 22nd in the country with 14 first-time starters this season.
- Penn State has the 14th-fewest seniors on its roster (13) in FBS and third-fewest in the Big Ten.
- Penn State has the fifth-most freshmen on its roster (61) in FBS and the most in the Big Ten.
- Penn State's average starting class (2.71; scale of 1-4) is the 14th youngest in the country and youngest in the Big Ten. Michigan is the oldest team in the country and in the Big Ten (3.55).
- Penn State is the 34th-youngest team in the country by average player class and second youngest team in the Big Ten (2.13).
- 78.8 percent (26-33) of Penn State's offensive touchdowns have been scored by freshmen or sophomores.
- 42.4 percent (14-33) of Penn State's offensive touchdowns have been scored by freshmen.
- Penn State has had six different players score their first career touchdowns this season.
- QB **Christian Hackenberg** (2 rushing, 1 receiving), RB **Akeel Lynch** (2 rushing) and WR **Geno Lewis** (2 receiving) - all juniors - are the only upperclassmen to score touchdowns this season.

## YOUTH MOVEMENT ON DEFENSE

- True sophomore linebacker **Jason Cabinda** leads the team in tackles with 92 and earned his first career interception at Northwestern. He made a career-high and team season-high 14 tackles against Army, and also recorded his first two sacks (minus-33) and a forced fumble. He made 13 stops at Michigan State.
- Redshirt freshman linebacker **Troy Reeder** grabbed his first career interception in the first quarter against Illinois, returning it for 44 yards to setup a one-play touchdown drive.
- The week before, Reeder posted a career-high 11 tackles against Maryland, besting his eight-stop night vs. Rutgers.
- True freshman linebacker **Manny Bowen** forced his first fumble at Michigan State. He made his first career fumble recovery in the second quarter against Army and recorded a career-high six tackles (five solo) in the win.
- Sophomore safety **Troy Apke** made a career-high five tackles in his first start against Army and also made five stops at Michigan State.
- True freshman **John Reid** and sophomore **Grant Haley** lead the team with two interceptions each. Haley's second pick of the season and third of his career ended Maryland's first drive of the game.
- Reid forced his first career fumble and sophomore safety **Marcus Allen** made his first career fumble recovery in Penn State territory on Maryland's third possession of the game.
- Redshirt freshman defensive end **Torrence Brown**, Haley and sophomore defensive end **Curtis Cothran** all made a career-best four tackles against Army. Haley had four stops against Ohio State, as well.
- Against UB, true freshman linebacker **Jake Cooper**, who was supposed to redshirt this season until injuries in the season opener pressed him into action, made a season-high three stops, including a sack.

## NEW BEGINNINGS

- With 14 first-time starters this season, Penn State ranks 22nd in the country.
- DT **Tarow Barney** made his first career start at Michigan State.
- Redshirt freshmen **Johnathan Thomas**, **Robby Leibel** and **Daquan Worley** became the 19th, 20th and 21st freshmen to play this season against Army. **Chance Sorrell** made his debut against Indiana.
- Six freshmen: **Saquon Barkley**, **Mark Allen**, **Nick Scott**, **Troy Reeder**, **John Reid** and **Brandon Polk** are among the first time starters.

## LUCAS, WARTMAN-WHITE OUT FOR SEASON

- Senior safety and team captain **Jordan Lucas** will miss the remainder of the season due to an injury.
- Fellow safety **Malik Golden** wore Lucas' No. 9 during the Michigan game on Senior Day. Golden had eight tackles.
- Earlier in the season, it was Lucas making a number switch to honor a fallen player, as he wore **Nyeem Wartman-White's** No. 5 in five games.
- Wartman-White was injured in the season opener at Temple.
- Lucas was fourth on the team in tackles with 56, including 2.5 tackles for loss. He also registered three pass breakups, three passes defended and a forced fumble this year.
- Lucas had appeared in 40 consecutive contests until missing the San Diego State game. He had also started 27-straight regular season games before sitting out against the Aztecs.
- He finishes his Penn State career with 180 total tackles, including 117 solo stops, as well as 25 pass breakups, 4.0 sacks and 11.0 tackles for loss.

## INJURY BUG

- The Nittany Lions have been hit with the injury bug this season with more than 58 games lost to injury.
- Among the notable games lost are:
  - Nyeem Wartman-White - 11.5 games
  - Adam Breneman - 8 games
  - Andrew Nelson - 5.5 games
  - Ben Kline - 4 games
  - Christian Campbell - 4 games
  - Jordan Lucas - 3 games
  - Saquon Barkley - 2.5 games
  - Akeel Lynch - 2.5 games
  - Marcus Allen - 2 games (played only two snaps vs. SDSU)
  - Brandon Bell - 2 games
  - Grant Haley - 2 games
  - Joey Julius - 2 games
  - Wendy Laurent - 2 games
  - Carl Nassib - 2 games (played only two snaps vs. Michigan and at Michigan State)
  - Gary Wooten Jr. - 2 games
  - Kyle Carter - 1 game
  - Koa Farmer - 1 game
  - Chris Gulla - 1 game
  - Angelo Mangiro - 1 game
  - Evan Schwan - 1 game
- Additionally, Penn State has started 34 different players on offense and defense this season. Last season, the Nittany Lions started 36 players on offense and defense.
- Penn State has used five different starting lineups on defense this season, while the offense has used five different starting lineups due to injury.

## NFL STADIUMS

## PENN STATE REGULAR SEASON GAMES IN VENUES WITH NFL TENANTS

Oct. 24, 2015	W, 31-30	vs. Maryland M&T Bank Stadium
Sept. 5, 2015	L, 10-27	at Temple Lincoln Financial Field
Aug. 31, 2013	W, 23-17	vs. Syracuse MetLife Stadium
Sept. 27, 2011	W, 14-10	at Temple Lincoln Financial Field
Nov. 20, 2010	W, 41-24	vs. Indiana FedEx Field
Nov. 10, 2007	W, 31-0	at Temple Lincoln Financial Field
Oct. 28, 2000	W, 27-24	vs. Indiana RCA Dome
Aug. 27, 2000	L, 5-29	vs. USC Giants Stadium
Sept. 21, 1996	W, 41-0	vs. Temple Giants Stadium
Aug. 25, 1996	W, 24-7	vs. USC Giants Stadium
Sept. 23, 1995	W, 59-34	vs. Rutgers Giants Stadium
Oct. 3, 1992	W, 38-24	vs. Rutgers Giants Stadium
Nov. 9, 1991	W, 47-7	vs. Maryland Memorial Stadium
Oct. 5, 1991	W, 24-7	vs. Temple Veterans Stadium
Aug. 28, 1991	W, 34-24	vs. Georgia Tech Giants Stadium
Nov. 11, 1989	T, 13-13	vs. Maryland Memorial Stadium
Oct. 7, 1989	W, 17-0	vs. Rutgers Giants Stadium
Oct. 1, 1988	W, 45-9	vs. Temple Veterans Stadium
Nov. 7, 1987	W, 21-16	vs. Maryland Memorial Stadium
Sept. 26, 1987	W, 27-17	vs. Boston College Sullivan Stadium (Foxboro)
Sept. 20, 1986	W, 26-14	vs. Boston College Sullivan Stadium (Foxboro)
Nov. 9, 1985	W, 31-10	vs. Cincinnati Riverfront Stadium
Sept. 28, 1985	W, 17-10	vs. Rutgers Giants Stadium
Sept. 29, 1984	L, 3-28	vs. Texas Giants Stadium
Oct. 29, 1983	L, 17-27	vs. Boston College Sullivan Stadium (Foxboro)
Oct. 1, 1983	W, 36-25	vs. Rutgers Giants Stadium
Sept. 24, 1983	W, 23-18	vs. Temple Veterans Stadium
Aug. 29, 1983	L, 6-44	vs. Nebraska Giants Stadium
Nov. 15, 1980	W, 50-7	vs. Temple Veterans Stadium
Oct. 20, 1979	W, 35-7	vs. Syracuse Giants Stadium
Sept. 1, 1978	W, 10-7	at Temple Veterans Stadium
Sept. 2, 1977	W, 45-7	vs. Rutgers Giants Stadium
Nov. 26, 1976	L, 7-24	vs. Pitt Three Rivers Stadium
Oct. 30, 1976	W, 31-30	vs. Temple Veterans Stadium
Nov. 22, 1975	W, 7-6	vs. Pitt Three Rivers Stadium
Nov. 28, 1974	W, 31-10	vs. Pitt Three Rivers Stadium
Oct. 24, 1959	W, 20-9	vs. Illinois Cleveland Municipal Stadium
Dec. 2, 1950	W, 21-20	at Pitt Forbes Field
Nov. 15, 1947	W, 20-7	vs. Navy Memorial Stadium
Oct. 31, 1941	W, 42-0	at NYU Polo Grounds



## OFFENSIVE STARTERS

OPPONENT	LT	LG	C	RG	RT	TE	QB	RB	FB	WR	WR
at Temple	Palmer	Mahon	Mangiro	Gaia	Nelson	Gesicki	Hackenberg	Lynch	Wilkerson^	Polk	Hamilton
BUFFALO	Nelson	Dowrey	Mangiro	Gaia	Mahon	Gesicki	Hackenberg	Lynch	Wilkerson^	Godwin	Hamilton
RUTGERS	Palmer	Dowrey	Mangiro	Gaia	Mahon	Carter	Hackenberg	Lynch	Wilkerson^	Godwin	Hamilton
SAN DIEGO STATE	Palmer	Dowrey	Mangiro	Gaia	Mahon	Gesicki	Hackenberg	Lynch	Wilkerson^	Polk	Hamilton
ARMY WEST POINT	Palmer	Dowrey	Mangiro	Gaia	Mahon	Gesicki	Hackenberg	Allen	Wilkerson^	Godwin	Blacknall
INDIANA	Palmer	Mahon	Laurent	Gaia	Nelson	Gesicki	Hackenberg	Scott	Blacknall%	Godwin	Hamilton
at Ohio State	Palmer	Mahon	Mangiro	Gaia	Nelson	Gesicki	Hackenberg	Lynch	Wilkerson^	Godwin	Hamilton
vs. Maryland	Palmer	Mangiro	Laurent	Gaia	Nelson	Gesicki	Hackenberg	Barkley	Polk%	Godwin	Hamilton
ILLINOIS	Palmer	Mangiro	Laurent	Gaia	Mahon	Lewis&	Hackenberg	Barkley	Blacknall&	Godwin	Hamilton
at Northwestern	Palmer	Mangiro	Laurent	Gaia	Mahon	Gesicki	Hackenberg	Barkley	Wilkerson^	Godwin	Hamilton
MICHIGAN	Palmer	Mangiro	Laurent	Gaia	Nelson	Carter	Hackenberg	Barkley	Lewis%	Godwin	Hamilton
at Michigan State	Nelson	Dowrey	Mangiro	Gaia	Mahon	Wilkerson	Hackenberg	Barkley	Lewis%	Godwin	Hamilton
vs. Georgia											

^ - Opened in a two TE set | % - Opened in a three WR set | & - Opened in a four WR set

## DEFENSIVE STARTERS

OPPONENT	DE	DT	DT	DE	SLB	MLB	WLB	CB	S	S	CB
at Temple	Nassib	Zettel	Johnson	Sickels	Bell	Wartman-White	Cabinda	Reid	Allen	Lucas	Williams
BUFFALO	Nassib	Zettel	Johnson	Sickels	Walker	Cabinda	Reeder	Reid	Allen	Lucas	Williams
RUTGERS	Nassib	Zettel	Johnson	Sickels	Bell	Cabinda	Reeder	Haley	Allen	Lucas	Williams
SAN DIEGO STATE	Nassib	Zettel	Johnson	Sickels	Bell	Cabinda	Reeder	Haley	Allen	Golden	Williams
ARMY WEST POINT	Nassib	Zettel	Johnson	Sickels	Walker	Cabinda	Reeder	Haley	Apke	Lucas	Williams
INDIANA	Nassib	Zettel	Johnson	Sickels	Bell	Cabinda	Reeder	Haley	Allen	Lucas	Williams
at Ohio State	Nassib	Zettel	Johnson	Sickels	Bell	Cabinda	Reeder	Haley	Allen	Lucas	Williams
vs. Maryland	Nassib	Zettel	Johnson	Sickels	Bell	Cabinda	Reeder	Haley	Allen	Lucas	Williams
ILLINOIS	Nassib	Zettel	Johnson	Sickels	Bell	Cabinda	Reeder	Haley	Allen	Lucas	Williams
at Northwestern	Nassib	Zettel	Johnson	Sickels	Bell	Cabinda	Reeder	Haley	Allen	Lucas	Williams
MICHIGAN	Nassib	Zettel	Johnson	Sickels	Bell	Cabinda	Reeder	Haley	Allen	Golden	Williams
at Michigan State	Nassib	Barney	Johnson	Zettel	Bell	Cabinda	Reeder	Haley	Allen	Golden	Williams
vs. Georgia											

## CAREER STARTS

Player	'12	'13	'14	'15	Total
Hackenberg (QB)	-	12	13	12	37
Lucas (CB/S)	-	12	12	9	33
Williams (CB)	1	7	12	12	32
Johnson (DT)	-	2	13	12	27
Zettel (DT/DE)	-	2	13	12	27
Mangiro (C/G)	-	-	13	11	24
Hamilton (WR)	-	-	13	11	24
Gaia (G)	-	-	12	12	24
Wartman-White (LB)	-	8	12	1	21
Bell (LB)	-	1	10	10	21
Nelson (T/G)	-	-	13	7	20
Mahon (G/T)	-	-	9	10	19
Marcus Allen (S)	-	-	7	11	19
Lewis (WR)	-	4	11	3	18
Carter (TE/H)	2	4	9	2	17
Godwin (WR)	-	-	3	11	14
Cabinda (LB)	-	-	1	12	13
Nassib (DE)	-	-	-	12	12
Sickels (DE)	-	-	-	11	11
Reeder (LB)	-	-	-	11	11
Palmer (T)	-	-	-	10	10

Player	'12	'13	'14	'15	Total
Haley (CB)	-	-	-	10	10
Gesicki (TE/H)	-	-	1	8	9
Laurent (C)	-	-	3	5	8
Lynch (RB)	-	-	2	5	7
Wilkerson (TE/H)	-	-	-	7	7
Dowrey (G)	-	-	1	5	6
Breneman (TE/H)	-	5	-	-	5
Blacknall (WR)	-	-	1	4	5
Barkley (RB)	-	-	-	5	5
Walker (LB)	-	-	1	3	4
Golden (S)	-	-	-	3	3
Polk (WR)	-	-	-	3	3
Reid (CB)	-	-	-	2	2
Kline (LB)	-	2	-	-	2
Campbell (CB)	-	-	1	-	1
Wooten Jr. (LB)	-	-	1	-	1
Mark Allen (RB)	-	-	-	1	1
Apke (S)	-	-	-	1	1
Scott (RB)	-	-	-	1	1
Barney (DT)	-	-	-	1	1





DEPTH CHART

OFFENSE

Wide Receiver (X)

12 Chris Godwin (6-1, 208, So./So.)  
 13 Saeed Blacknall (6-2, 211, So./So.)  
 84 Juwan Johnson (6-4, 213, Fr./Fr.)

Wide Receiver (Z)

7 Geno Lewis (6-1, 205, Sr./Jr.)  
 80 Matt Zanellato (6-3, 210, Gr./Sr.)

Tight End/H-Back

11 Brent Wilkerson (6-3, 250, Sr./Jr.)  
 88 Mike Gesicki (6-6, 255, So./So.)  
 87 Kyle Carter (6-3, 252, Gr./Sr.)

Left Tackle

73 Paris Palmer (6-7, 302, Jr./Jr.)  
 58 Chance Sorrell (6-5, 295, So./Fr.)

Left Guard

66 Angelo Mangiro (6-3, 321, Gr./Sr.)  
 53 Derek Dowrey (6-3, 321, Sr./Jr.)  
 71 Albert Hall (6-4, 298, Sr./Jr.)

Center

55 Wendy Laurent (6-2, 294, Sr./Jr.)  
 66 Angelo Mangiro (6-3, 321, Gr./Sr.)

Right Guard

72 Brian Gaia (6-3, 304, Sr./Jr.)  
 68 Kevin Reihner (6-3, 313, Gr./Sr.)

Right Tackle

59 Andrew Nelson (6-6, 302, Jr./So.)  
 70 Brendan Mahon (6-4, 318, Jr./So.)  
 60 Noah Beh (6-6, 294, So./Fr.)

Wide Receiver (F)

5 DaeSean Hamilton (6-1, 206, Jr./So.)  
 3 DeAndre Thompkins (5-11, 185, So./Fr.)  
 10 Brandon Polk (5-9, 170, Fr./Fr.)

Quarterback

14 Christian Hackenberg (6-4, 228, Jr./Jr.)  
 9 Trace McSorley (6-0, 196, So./Fr.)  
 4 Tommy Stevens (6-4, 211, Fr./Fr.)

Running Back

26 Saquon Barkley (5-11, 222, Fr./Fr.)  
 22 Akeel Lynch (5-11, 220, Sr./Jr.)  
 24 Nick Scott (5-11, 198, So./Fr.)  
 8 Mark Allen (5-6, 181, So./Fr.)

Fullback

34 Dom Salomone (5-10, 242, Sr./Jr.)

DEFENSE

Defensive End

95 Carl Nassib (6-7, 272, Sr./Sr.)  
 19 Torrence Brown (6-3, 250, So./Fr.)  
 52 Curtis Cothran (6-5, 261, Jr./So.)

Defensive Tackle

98 Anthony Zettel (6-4, 284, Sr./Sr.)  
 91 Tarow Barney (6-2, 306, Sr./Sr.)  
 93 Antoine White (6-2, 292, So./Fr.)

Defensive Tackle

99 Austin Johnson (6-4, 323, Sr./Jr.)  
 41 Parker Cothren (6-4, 302, Jr./So.)

Defensive End

90 Garrett Sickels (6-4, 258, Jr./So.)  
 94 Evan Schwan (6-6, 256, Sr./Fr.)

Sam Linebacker

11 Brandon Bell (6-1, 231, Jr./Jr.)  
 43 Manny Bowen (6-1, 200, Fr./Fr.)  
 25 Von Walker (5-11, 219, Jr./Jr.)

Mike Linebacker

40 Jason Cabinda (6-1, 245, So./So.)  
 8 Gary Wooten Jr. (6-2, 237, Sr./Jr.)  
 38 Ben Kline (6-2, 230, Gr./Sr.)

Will Linebacker

42 Troy Reeder (6-1, 241, So./Fr.)  
 33 Jake Cooper (6-1, 226, Fr./Fr.)

Cornerback

15 Grant Haley (5-9, 189, So./So.)  
 29 John Reid (5-10, 186, Fr./Fr.)  
 21 Amani Oruwariye (6-1, 205, So./Fr.)

Free Safety

2 Marcus Allen (6-2, 209, So./So.)  
 28 Troy Apke (6-1, 198, So./So.)

Strong Safety

6 Malik Golden (6-0, 205, Sr./Jr.)  
 7 Koa Farmer (6-1, 222, So./Fr.)

Cornerback

10 Trevor Williams (6-0, 200, Sr./Sr.)  
 1 Christian Campbell (6-1, 186, So./So.)  
 12 Jordan Smith (5-10, 190, Jr./Jr.)

SPECIAL TEAMS

Punter

92 Daniel Pasquariello (6-1, 200, So./So.)  
 37 Chris Gulla (6-1, 199, Jr./So.)

Kicker

95 Tyler Davis (5-11, 186, Jr./So.)  
 99 Joey Julius (5-10, 259, So./Fr.)

Holder

37 Chris Gulla (6-1, 199, Jr./So.)  
 93 Robby Liebel (6-2, 201, So./Fr.)  
 16 Billy Fessler (5-11, 184, So./Fr.)

Long Snapper

44 Tyler Yazujian (5-11, 264, Sr./Jr.)  
 41 Zach Ladonis (6-2, 228, Jr./So.)  
 97 Nick Cox (6-0, 230, Fr./Fr.)

Kickoff Returners

7 Koa Farmer (6-1, 222, So./Fr.)  
 10 Brandon Polk (5-9, 170, Fr./Fr.)  
 24 Nick Scott (5-11, 197, So./Fr.)

Punt Returners

19 Gregg Garrity (5-10, 157, Jr./Jr.)  
 3 DeAndre Thompkins (5-11, 185, So./Fr.)  
 10 Brandon Polk (5-9, 170, Fr./Fr.)

PRONUNCIATIONS

Troy Apke . . . . . Troy App-KEY  
 Saquon Barkley . . . . . SAY-kwon Barkley  
 Tarow Barney . . . . . Tuh-ROW Barney  
 Noah Beh . . . . . Noah BAY  
 Saeed Blacknall . . . . . Sah-eed Black-NALL  
 Curtis Cothran . . . . . Curtis CAW-thren  
 Parker Cothren . . . . . Parker CAW-thren  
 Tom Devenney . . . . . Tom De-VENN-ee  
 Koa Farmer . . . . . CO-uh Farmer  
 Brian Gaia . . . . . Brian GUY-ah  
 Mike Gesicki . . . . . Mike Guh-sick-E  
 Malik Golden . . . . . Mah-LEEK Golden  
 Chris Gulla . . . . . Chris GOO-la  
 DaeSean Hamilton . . . . . DAY-shawn Hamilton  
 Colin Harrop . . . . . Colin HAIR-up  
 Zach Ladonis . . . . . Zach Lah-DONN-iss  
 Wendy Laurent . . . . . Wendy Lah-RENT  
 Brendan Mahon . . . . . Brendan MANN  
 Angelo Mangiro . . . . . Angelo Man-JEER-oh  
 Ayrone Monroe . . . . . Air-en Monroe  
 Carl Nassib . . . . . Carl NAASS-ib  
 Amani Oruwariye . . . . . UH-monn-E O-rue-waar-ee-A  
 Daniel Pasquariello . . . . . Daniel pass-KAH-rello  
 Kevin Reihner . . . . . Kevin REE-nur  
 Chance Sorrell . . . . . Chance Sore-ull  
 Tyler Yazujian . . . . . Tyler YAZZ-ee-in  
 Matt Zanellato . . . . . Matt ZAN-uh-LOTT-oh  
 Anthony Zettel . . . . . Anthony ZET-tull

ASSISTANT COACHES



**Bob Shoop**  
*Def. Coord./  
 Safeties*  
 Booth



**Charles Huff**  
*Special Teams Coord./  
 Running Backs*  
 Field



**Brent Pry**  
*Asst. Head Coach/  
 Co-Def. Coord./LBs*  
 Field




**Josh Gattis**  
*Asst. Special Teams  
 Coord./Wide Receivers*  
 Field



**Herb Hand**  
*Run Game Coord./  
 Offensive Line*  
 Field



**Ricky Rahne**  
*Pass Game Coord./  
 Quarterbacks*  
 Field



**Terry M. Smith**  
*Cornerbacks*  
 Field



**Sean Spencer**  
*Defensive Line*  
 Field



## NUMERICAL ROSTER

NO.	NAME	POS.	CL./EL.	HT.	WT.	HIGH SCHOOL/COACH	HOMETOWN
1	Campbell, Christian *	CB	So./So.	6-1	186	Central/Woodrow Lowe	Phenix City, Ala.
2	Allen, Marcus *	S	So./So.	6-2	209	Dr. Henry A. Wise, Jr./Dalawn Parrish	Upper Marlboro, Md.
2	Kiley, Jake	WR	Sr./Jr.	6-0	183	New Hampton/Ed Kiley	Plymouth, N.H.
3	Thompkins, DeAndre	WR	So./Fr.	5-11	185	Swansboro/Tim Laspada	Hubert, N.C.
4	Stevens, Tommy	QB	Fr./Fr.	6-4	211	Decatur Central/Justin Dixon	Indianapolis, Ind.
4	Worley, Daquan	CB	So./Fr.	5-9	180	Coatesville/Matt Ortega	Coatesville, Pa.
5	Hamilton, DaeSean *	WR	Jr./So.	6-1	206	Mountain View/Lou Sorrentino	Fredericksburg, Va.
5	Wartman-White, Nyeem **	LB	Sr./Jr.	6-1	243	Valley View/George Howaritz	Philadelphia, Pa.
6	Golden, Malik **	S	Sr./Jr.	6-0	205	Cheshire Academy/Dan O'dea	Hartford, Conn.
6	Robinson, Andre	RB	Fr./Fr.	5-9	209	Bishop McDevitt/Jeff Weachter	Mechanicsburg, Pa.
7	Farmer, Koa	S	So./Fr.	6-1	222	Notre Dame/Kevin Rooney	Lake View Terrace, Calif.
7	Lewis, Geno **	WR	Sr./Jr.	6-1	205	Wyoming Valley West/Pat Keating	Wilkes-Barre, Pa.
8	Allen, Mark	RB	So./Fr.	5-6	181	DeMatha Catholic/Elijah Brooks	Hyattsville, Md.
8	Wooten Jr., Gary **	LB	Sr./Jr.	6-2	237	Hialeah Senior/Marc Berman	Miami, Fla.
9	Lucas, Jordan ***	S	Sr./Sr.	6-0	193	New Rochelle/Lou DiRienzo	New Rochelle, N.Y.
9	McSorley, Trace	QB	So./Fr.	6-0	196	Briar Woods/Charlie Pierce	Ashburn, Va.
10	Polk, Brandon	WR	Fr./Fr.	5-9	170	Briar Woods/Charlie Pierce	Ashburn, Va.
10	Williams, Trevor ***	CB	Sr./Sr.	6-0	200	Calvert Hall College HS/Donald Davis	Baltimore, Md.
11	Bell, Brandon **	LB	Jr./Jr.	6-1	231	Oakcrest/Chuck Smith	Mays Landing, N.J.
11	Wilkerson, Brent *	TE/H	Sr./Jr.	6-3	250	DeMatha Catholic/Bill McGregor	Clinton, Md.
12	Godwin, Chris *	WR	So./So.	6-1	208	Middletown/Mark DelPercio	Middletown, Del.
12	Smith, Jordan *	CB	Jr./Jr.	5-10	190	H.D. Woodson/Greg Fuller	Washington, D.C.
13	Blacknall, Saeed *	WR	So./So.	6-2	211	Manalapan/Ed Gurrieri	Manalapan, N.J.
14	Hackenberg, Christian **	QB	Jr./Jr.	6-4	228	Fork Union Military Academy/Brian Hurlocker	Palmyra, Va.
14	Miller, Jarvis	S	Fr./Fr.	6-2	198	Windsor Locks/Suffield/East Granby/Jason Qua	Suffield, Conn.
15	Haley, Grant*	CB	So./So.	5-9	189	The Lovett School/Mike Muschamp	Atlanta, Ga.
16	Fessler, Billy	QB	So./Fr.	5-11	184	Erie Cathedral Prep/Mike Mischler	Erie, Pa.
16	Petrishen, John	S	Fr./Fr.	6-0	201	Pittsburgh Central Catholic/Terry Totten	Lower Burrell, Pa.
17	Erdmann, Jackson	QB	Fr./Fr.	6-3	205	Rosemount/Jeff Erdmann	Rosemount, Minn.
17	Taylor, Garrett	CB	Fr./Fr.	6-0	187	Saint Christopher's/Lance Clelland	Richmond, Va.
18	Holland, Jonathan	TE/H	Fr./Fr.	6-4	240	The Bullis School/Patrick Cilento	Brandywine, Md.
19	Brown, Torrence	DE	So./Fr.	6-3	250	Tuscaloosa Academy/Robert Johnson	Tuscaloosa, Ala.
19	Garrity, Gregg	WR	Jr./Jr.	5-10	157	North Allegheny/Art Walker	Pittsburgh, Pa.
20	Dudas, Jordan *	LB	Sr./Sr.	6-0	209	Girard/Jim Funk	Lake City, Pa.
20	Thomas, Johnathan	RB	So./Fr.	5-11	221	St. John's Prep/Jim O'Leary	Peabody, Mass.
21	Oruwariye, Amani	CB	So./Fr.	6-1	205	Gaither/Jason Stokes	Tampa, Fla.
22	Lynch, Akeel **	RB	Sr./Jr.	5-11	220	St. Francis (N.Y.)/Jerry Smith	Toronto, Ontario, Canada
23	Monroe, Ayrton	S	Fr./Fr.	5-11	200	Saint Johns College H.S./Joe Patterson	Largo, Md.
24	Scott, Nick	RB	So./Fr.	5-11	198	Fairfax/Kevin Simonds	Fairfax, Va.
24	Smith, Anthony	S	Jr./So.	6-0	206	Pope John XIII/Brian Carlson	Dover, N.J.
25	Walker, Von **	LB	Jr./Jr.	5-11	219	Central Mountain/Vinny Kishbaugh	Mill Hall, Pa.
26	Barkley, Saquon	RB	Fr./Fr.	5-11	222	Whitehall/Brian Gilbert	Coplay, Pa.
27	Harrop, Colin	S	Sr./Jr.	6-0	194	Wilson/Doug Dahms	Sinking Spring, Pa.
27	Johnson, Brandon *	RB	Sr./Sr.	6-2	228	Middletown/Leroy O'Neill	Harrisburg, Pa.
28	Apke, Troy *	S	So./So.	6-1	198	Mount Lebanon/Mike Melnyk	Mt. Lebanon, Pa.
29	Reid, John	CB	Fr./Fr.	5-10	186	St. Joseph's Prep/Gabe Infante	Mount Laurel, N.J.
30	Givens, Kevin	DE	Fr./Fr.	6-1	238	Altoona Area/John Franco	Altoona, Pa.
30	Idemudia, Charles	TE/H	Sr./Jr.	5-11	259	Grosse Pointe North/Frank Sumbera	Detroit, Mich.
31	Bentley, Gordon	WR	Jr./So.	6-0	201	Wissahickon/Jeff Cappa	Blue Bell, Pa.
31	Davis, Desi	CB	So./Fr.	5-11	172	Harrington/Matthew Bahr	Ardmore, Pa.
32	Berg, Joe	S	So./Fr.	6-0	197	Carmel Catholic/Andy Bitto	Mundelein, Ill.
32	Haffner, Jack *	LB	Sr./Jr.	5-10	218	State College Area/AI Wolski	State College, Pa.
33	Cooper, Jake	LB	Fr./Fr.	6-1	226	Archbishop Wood/Steve Devlin	Doylestown, Pa.
34	Johnson, Jan	LB	Fr./Fr.	6-2	216	Governor Mifflin/Dominic Vecchio	Mohnton, Pa.
34	Salomone, Dom	TE/H	Sr./Jr.	5-10	242	Northern/Rick Mauck	Dillsburg, Pa.
35	Baney, Matthew	LB	Sr./Sr.	6-0	225	State College Area/AI Wolski	State College, Pa.
36	Shorts, Troy	RB	Fr./Fr.	5-10	198	Woodbury/AI Mailahn	Haddonfield, N.J.
37	Alston, Kyle	CB	Jr./So.	5-9	180	Robbinsville/Jason Gray	Robbinsville, N.J.
37	Gulla, Chris *	K/P	Jr./So.	6-1	199	Toms River North/Chip LaBarca	Toms River, N.J.
38	Kline, Ben **	LB	Gr./Sr.	6-2	230	Dallastown/Kevin Myers	Seven Valleys, Pa.
39	McPhearson, Josh	WR	Jr./Jr.	5-10	195	Annapolis Area Christian/Ken Lucas	Columbia, Md.
40	Cabinda, Jason *	LB	So./So.	6-1	245	Hunterdon Central/Matthew Perotti	Flemington, N.J.
41	Cothren, Parker *	DT	Jr./So.	6-4	302	Hazel Green/Matthew Putnam	Huntsville, Ala.
41	Ladonis, Zach *	SN	Jr./So.	6-2	224	Berwick Area/George Curry	Nescopeck, Pa.
42	Reeder, Troy	LB	So./Fr.	6-1	241	Salesianum School/Bill DiNardo	Wilmington, Del.
43	Bowen, Manny	LB	Fr./Fr.	6-1	200	Barneget/Rob Davis	Barneget, N.J.
44	Yazujian, Tyler *	SN	Sr./Jr.	5-11	264	Spring-Ford/Chad Brubaker	Royersford, Pa.
45	Harper, Bryant	S	Jr./Jr.	5-9	211	McKeesport/Corey Gadson	McKeesport, Pa.
46	Castagna, Colin	DE	Fr./Fr.	6-4	244	Barrington/Joe Sanchez	Barrington, Ill.
47	Smith, Brandon	LB	Jr./So.	6-0	223	Lewisburg/Jeremy Winn	Winfield, Pa.



## NUMERICAL ROSTER [CONT.]

NO.	NAME	POS.	CL./EL.	HT.	WT.	HIGH SCHOOL/COACH	HOMETOWN
48	Miller, Shareef	DE	Fr./Fr.	6-5	245	George Washington/Ronald Cohen	Philadelphia, Pa.
49	Eikenberry, Will	DE	So./Fr.	6-2	230	Andover/E.J. Perry	Andover, Mass.
49	Tomasetti, Brian	S	Jr./So.	6-1	191	Old Forge/Michael Schuback	Old Forge, Pa.
52	Bates, Ryan	G/C	Fr./Fr.	6-4	284	Archbishop Wood/Steve Devlin	Warrington, Pa.
52	Cothran, Curtis	DE	Jr./So.	6-5	261	Council Rock North/Adam Collachi	Newtown, Pa.
53	Dowrey, Derek **	G/C	Sr./Jr.	6-3	321	John Handley/Tony Rayburn	Winchester, Va.
54	Windsor, Robert	DT	Fr./Fr.	6-4	286	Fond Du Lac/Mike Gnewuch	Fond Du Lac, Wis.
55	Carter, Kam	DT	Fr./Fr.	6-4	271	Gaithersburg/Kreg Kephart	Silver Spring, Md.
55	Laurent, Wendy *	C/G	Sr./Jr.	6-2	294	The Hun School/David Dudeck	Hamilton, N.J.
57	Gonzalez, Steven	G/C	Fr./Fr.	6-4	324	Union City/Wil Valdez	Union City, N.J.
58	Sorrell, Chance	T	So./Fr.	6-5	295	Middletown/Troy Everhart	Middletown, Ohio
59	Nelson, Andrew *	T	Jr./So.	6-6	302	Hershey/Mark Painter	Hershey, Pa.
60	Beh, Noah	T	So./Fr.	6-6	294	Scranton Prep/Nick Donato	Scranton, Pa.
61	Lasher, Jack	G	Fr./Fr.	6-5	304	Benedictine/Greg Lilly	Richmond, Va.
62	Simpson, Zach	G	Fr./Fr.	6-3	272	Holidaysburg Area/Homer DeLattre	Holidaysburg, Pa.
63	Monk, Ryan	DT	Fr./Fr.	6-1	258	Dallas/Bob Zaruta	Dallas, Pa.
66	Mangiro, Angelo ***	C/G	Gr./Sr.	6-3	321	Roxbury/Cosmo Lorusso	Roxbury, N.J.
68	Reihner, Kevin	C/G	Gr./Sr.	6-3	313	Scranton Prep/Nick Donato	Scranton, Pa.
69	De Boef, Adam	G/C	So./Fr.	6-5	273	State College Area/Al Wolski	State College, Pa.
70	Mahon, Brendan *	G/C	Jr./So.	6-4	318	Randolph/Joe Lusardi	Randolph, N.J.
71/86	Hall, Albert *	T	Sr./Jr.	6-4	298	Warwick Valley/James Sciarra	Warwick, N.Y.
72	Gaia, Brian **	G/C	Sr./Jr.	6-3	304	Gilman School/Biff Poggi	Pasadena, Md.
73	Palmer, Paris	T	Jr./Jr.	6-7	302	Lackawanna College (Pa.)/Mark Duda	Plymouth, N.C.
74	Galimberti, Evan	G/C	Jr./So.	6-4	279	State College Area/Al Wolski	State College, Pa.
75	Brosnan, Brendan	T	So./Fr.	6-6	297	Maine South/Dave Inerra	Park Ridge, Ill.
76	Jenkins, Sterling	T	Fr./Fr.	6-8	329	Baldwin/Pete Wagner	Pittsburgh, Pa.
77	Wright, Chasz	G	So./Fr.	6-7	339	Milford Academy/Bill Chaplick	Woodbridge, Va.
78	Devenney, Tom	C/G	Jr./So.	6-1	302	Warwick/Bob Locker	Lititz, Pa.
79	Shuman, Charlie	T	So./Fr.	6-8	290	Mendon-Sutherland/Keith Molinich	Pittsford, N.Y.
80	Zanellato, Matt **	WR	Gr./Sr.	6-3	210	Lake Braddock Secondary/Jim Poythress	Burke, Va.
81	Breneman, Adam *	TE/H	Jr./So.	6-4	245	Cedar Cliff/Jim Cantafio	Mechanicsburg, Pa.
82	Shoop, Tyler	WR	Fr./Fr.	5-11	171	Father Ryan/Bruce Lussier	Nashville, Tenn.
83	Bowers, Nick	TE/H	Fr./Fr.	6-4	255	Kittanning Senior/Frank Fabian	Kittanning, Pa.
84	Johnson, Juwan	WR	Fr./Fr.	6-4	213	Glassboro/Mark Maccarone	Glassboro, N.J.
85	Charles, Irvin	WR	Fr./Fr.	6-4	213	Paul VI/John Doherty	Sicklerville, N.J.
87	Carter, Kyle ***	TE/H	Gr./Sr.	6-3	252	William Penn/Bill Cole	Bear, Del.
87	Chisena, Dan	WR	Fr./Fr.	6-2	182	Downingtown-East/Michael Matta	Exton, Pa.
88	Gesicki, Mike *	TE/H	So./So.	6-6	255	Southern Regional/Chuck Donahue	Manahawkin, N.J.
89	Pancoast, Tom	TE/H	Jr./So.	6-3	231	Unionville/Pat Clark	West Chester, Pa.
90	Sickels, Garrett *	DE	Jr./So.	6-4	258	Red Bank Regional/Nick Giglio	Red Bank, N.J.
91	Barney, Tarow *	DT	Sr./Sr.	6-2	306	Bainbridge/Ed Pilcher	Bainbridge, Ga.
91	Boumerhi, Nick	K	So./Fr.	5-8	173	Phillipsburg-Osceola/Jeff Vroman	Phillipsburg, Pa.
92	Holmes, Joe	DT	So./Fr.	5-10	273	Scranton Prep/Nick Donato	Clarks Summit, Pa.
92	Pasquariello, Daniel *	P	So./So.	6-1	200	Xavier College HS/	Melbourne, Victoria, Australia
93	Liebel, Robby	P	So./Fr.	6-2	194	IMG Academy/Chris Weinke	St. Petersburg, Fla.
93	White, Antoine	DT	So./Fr.	6-2	292	Millville/Jason Durham	Millville, N.J.
94	Schwan, Evan *	DE	Sr./Jr.	6-6	256	Central Dauphin/Glen McNamee	Harrisburg, Pa.
95	Davis, Tyler	K/P	So./So.	5-11	186	North/--	St. Charles, Ill.
95	Nassib, Carl **	DE	Sr./Sr.	6-7	272	Malvern Prep/Kevin Pellegrini	West Chester, Pa.
96	Vasey, Kyle	SN	So./Fr.	6-2	241	Wallenpaupack/Mark Watson	Hawley, Pa.
97	Buchholz, Ryan	DE	Fr./Fr.	6-6	254	Great Valley/Dan Ellis	Malvern, Pa.
97	Cox, Nick	SN	Fr./Fr.	6-0	230	Jesuit/Matt Thompson	Tampa, Fla.
98	Wombacker, Jordan	K/P	Fr./Fr.	5-10	175	Hickory/Bill Brest	Hermitage, Pa.
98	Zettel, Anthony ***	DT	Sr./Sr.	6-4	284	Ogemaw Heights/Andrew Pratley	West Branch, Mich.
99	Johnson, Austin **	DT	Sr./Jr.	6-4	323	St. Augustine Prep/Dennis Scuderi	Galloway, N.J.
99	Julius, Joey	K	So./Fr.	5-10	259	Lower Dauphin/Rob Klock	Hummelstown, Pa.

\* Letters won



@PennStateFBall



PSUFBall

2015

PSUUnrivaled.com

GoPSUsports.com



## ALPHABETICAL ROSTER

NO.	NAME	POS.	CL./EL.	HT.	WT.	HIGH SCHOOL/COACH	HOMETOWN
2	Allen, Marcus *	S	So./So.	6-2	209	Dr. Henry A. Wise, Jr./Dalawn Parrish	Upper Marlboro, Md.
8	Allen, Mark	RB	So./Fr.	5-6	181	DeMatha Catholic/Elijah Brooks	Hyattsville, Md.
37	Alston, Kyle	CB	Jr./So.	5-9	180	Robbinsville/Jason Gray	Robbinsville, N.J.
28	Apke, Troy *	S	So./So.	6-1	198	Mount Lebanon/Mike Melnyk	Mt. Lebanon, Pa.
35	Baney, Matthew	LB	Sr./Sr.	6-0	225	State College Area/AI Wolski	State College, Pa.
26	Barkley, Saquon	RB	Fr./Fr.	5-11	222	Whitehall/Brian Gilbert	Coplay, Pa.
91	Barney, Tarow *	DT	Sr./Sr.	6-2	306	Bainbridge/Ed Pilcher	Bainbridge, Ga.
52	Bates, Ryan	G/C	Fr./Fr.	6-4	284	Archbishop Wood/Steve Devlin	Warrington, Pa.
60	Beh, Noah	T	So./Fr.	6-6	294	Scranton Prep/Nick Donato	Scranton, Pa.
11	Bell, Brandon **	LB	Jr./Jr.	6-1	231	Oakcrest/Chuck Smith	Mays Landing, N.J.
31	Bentley, Gordon	WR	Jr./So.	6-0	201	Wissahickon/Jeff Cappa	Blue Bell, Pa.
32	Berg, Joe	S	So./Fr.	6-0	197	Carmel Catholic/Andy Bitto	Mundelein, Ill.
13	Blacknall, Saeed *	WR	So./So.	6-2	211	Manalapan/Ed Gurrieri	Manalapan, N.J.
91	Boumerhi, Nick	K	So./Fr.	5-8	173	Phillipsburg-Osceola/Jeff Vroman	Phillipsburg, Pa.
43	Bowen, Manny	LB	Fr./Fr.	6-1	200	Barneget/Rob Davis	Barneget, N.J.
83	Bowers, Nick	TE/H	Fr./Fr.	6-4	255	Kittanning Senior/Frank Fabian	Kittanning, Pa.
81	Breneman, Adam *	TE/H	Jr./So.	6-4	245	Cedar Cliff/Jim Cantafio	Mechanicsburg, Pa.
75	Brosnan, Brendan	T	So./Fr.	6-6	297	Maine South/Dave Inerra	Park Ridge, Ill.
19	Brown, Torrence	DE	So./Fr.	6-3	250	Tuscaloosa Academy/Robert Johnson	Tuscaloosa, Ala.
97	Buchholz, Ryan	DE	Fr./Fr.	6-6	254	Great Valley/Dan Ellis	Malvern, Pa.
40	Cabinda, Jason *	LB	So./So.	6-1	245	Hunterdon Central/Matthew Perotti	Flemington, N.J.
1	Campbell, Christian *	CB	So./So.	6-1	186	Central/Woodrow Lowe	Phenix City, Ala.
55	Carter, Kam	DT	Fr./Fr.	6-4	271	Gaithersburg/Kreg Kephart	Silver Spring, Md.
87	Carter, Kyle ***	TE/H	Gr./Sr.	6-3	252	William Penn/Bill Cole	Bear, Del.
46	Castagna, Colin	DE	Fr./Fr.	6-4	244	Barrington/Joe Sanchez	Barrington, Ill.
85	Charles, Irvin	WR	Fr./Fr.	6-4	213	Paul VI/John Doherty	Sicklerville, N.J.
87	Chisena, Dan	WR	Fr./Fr.	6-2	182	Downingtown-East/Michael Matta	Exton, Pa.
33	Cooper, Jake	LB	Fr./Fr.	6-1	226	Archbishop Wood/Steve Devlin	Doylestown, Pa.
52	Cothran, Curtis	DE	Jr./So.	6-5	261	Council Rock North/Adam Collachi	Newtown, Pa.
41	Cothren, Parker *	DT	Jr./So.	6-4	302	Hazel Green/Matthew Putnam	Huntsville, Ala.
97	Cox, Nick	SN	Fr./Fr.	6-0	230	Jesuit/Matt Thompson	Tampa, Fla.
31	Davis, Desi	CB	So./Fr.	5-11	172	Harriton/Matthew Bahr	Ardmore, Pa.
95	Davis, Tyler	K/P	So./So.	5-11	186	North/--	St. Charles, Ill.
69	De Boef, Adam	G/C	So./Fr.	6-5	273	State College Area/AI Wolski	State College, Pa.
78	Devenney, Tom	C/G	Jr./So.	6-1	302	Warwick/Bob Locker	Lititz, Pa.
53	Dowrey, Derek **	G/C	Sr./Jr.	6-3	321	John Handley/Tony Rayburn	Winchester, Va.
20	Dudas, Jordan *	LB	Sr./Sr.	6-0	209	Girard/Jim Funk	Lake City, Pa.
49	Eikenberry, Will	DE	So./Fr.	6-2	230	Andover/E.J. Perry	Andover, Mass.
17	Erdmann, Jackson	QB	Fr./Fr.	6-3	205	Rosemount/Jeff Erdmann	Rosemount, Minn.
7	Farmer, Koa	S	So./Fr.	6-1	222	Notre Dame/Kevin Rooney	Lake View Terrace, Calif.
16	Fessler, Billy	QB	So./Fr.	5-11	184	Erie Cathedral Prep/Mike Mischler	Erie, Pa.
72	Gaia, Brian **	G/C	Sr./Jr.	6-3	304	Gilman School/Biff Poggi	Pasadena, Md.
74	Galimberti, Evan	G/C	Jr./So.	6-4	279	State College Area/AI Wolski	State College, Pa.
19	Garrity, Gregg	WR	Jr./Jr.	5-10	157	North Allegheny/Art Walker	Pittsburgh, Pa.
88	Gasicki, Mike *	TE/H	So./So.	6-6	255	Southern Regional/Chuck Donahue	Manahawkin, N.J.
30	Givens, Kevin	DE	Fr./Fr.	6-1	238	Altoona Area/John Franco	Altoona, Pa.
12	Godwin, Chris *	WR	So./So.	6-1	208	Middletown/Mark DelPercio	Middletown, Del.
6	Golden, Malik **	S	Sr./Jr.	6-0	205	Cheshire Academy/Dan O'dea	Hartford, Conn.
57	Gonzalez, Steven	G/C	Fr./Fr.	6-4	324	Union City/Wil Valdez	Union City, N.J.
37	Gulla, Chris *	K/P	Jr./So.	6-1	199	Toms River North/Chip LaBarca	Toms River, N.J.
14	Hackenberg, Christian **	QB	Jr./Jr.	6-4	228	Fork Union Military Academy/Brian Hurlocker	Palmyra, Va.
32	Haffner, Jack *	LB	Sr./Jr.	5-10	218	State College Area/AI Wolski	State College, Pa.
15	Haley, Grant*	CB	So./So.	5-9	189	The Lovett School/Mike Muschamp	Atlanta, Ga.
71/86	Hall, Albert *	T	Sr./Jr.	6-4	298	Warwick Valley/James Sciarra	Warwick, N.Y.
5	Hamilton, DaeSean *	WR	Jr./So.	6-1	206	Mountain View/Lou Sorrentino	Fredericksburg, Va.
45	Harper, Bryant	S	Jr./Jr.	5-9	211	McKeesport/Corey Gadson	McKeesport, Pa.
27	Harrop, Colin	S	Sr./Jr.	6-0	194	Wilson/Doug Dahms	Sinking Spring, Pa.
18	Holland, Jonathan	TE/H	Fr./Fr.	6-4	240	The Bullis School/Patrick Cilento	Brandywine, Md.
92	Holmes, Joe	DT	So./Fr.	5-10	273	Scranton Prep/Nick Donato	Clarks Summit, Pa.
30	Idemudia, Charles	TE/H	Sr./Jr.	5-11	259	Grosse Pointe North/Frank Sumbera	Detroit, Mich.
76	Jenkins, Sterling	T	Fr./Fr.	6-8	329	Baldwin/Pete Wagner	Pittsburgh, Pa.
99	Johnson, Austin **	DT	Sr./Jr.	6-4	323	St. Augustine Prep/Dennis Scuderi	Galloway, N.J.
27	Johnson, Brandon *	RB	Sr./Sr.	6-2	228	Middletown/Leroy O'Neill	Harrisburg, Pa.
34	Johnson, Jan	LB	Fr./Fr.	6-2	216	Governor Mifflin/Dominic Vecchio	Mohnton, Pa.
84	Johnson, Juwan	WR	Fr./Fr.	6-4	213	Glassboro/Mark Maccarone	Glassboro, N.J.
99	Julius, Joey	K	So./Fr.	5-10	259	Lower Dauphin/Rob Klock	Hummelstown, Pa.
2	Kiley, Jake	WR	Sr./Jr.	6-0	183	New Hampton/Ed Kiley	Plymouth, N.H.
38	Kline, Ben **	LB	Gr./Sr.	6-2	230	Dallastown/Kevin Myers	Seven Valleys, Pa.
41	Ladonis, Zach *	SN	Jr./So.	6-2	224	Berwick Area/George Curry	Nescopeck, Pa.
61	Lasher, Jack	G	Fr./Fr.	6-5	304	Benedictine/Greg Lilly	Richmond, Va.



## ALPHABETICAL ROSTER [CONT.]

NO.	NAME	POS.	CL./EL.	HT.	WT.	HIGH SCHOOL/COACH	HOMETOWN
55	Laurent, Wendy *	C/G	Sr./Jr.	6-2	292	The Hun School/David Dudeck	Hamilton, N.J.
7	Lewis, Geno **	WR	Sr./Jr.	6-1	205	Wyoming Valley West/Pat Keating	Wilkes-Barre, Pa.
93	Liebel, Robby	P	So./Fr.	6-2	194	IMG Academy/Chris Weinke	St. Petersburg, Fla.
9	Lucas, Jordan ***	S	Sr./Sr.	6-0	193	New Rochelle/Lou DiRienzo	New Rochelle, N.Y.
22	Lynch, Akeel **	RB	Sr./Jr.	5-11	220	St. Francis (N.Y.)/Jerry Smith	Toronto, Ontario, Canada
70	Mahon, Brendan *	G/C	Jr./So.	6-4	318	Randolph/Joe Lusardi	Randolph, N.J.
66	Mangiro, Angelo ***	C/G	Gr./Sr.	6-3	321	Roxbury/Cosmo Lorusso	Roxbury, N.J.
39	McPhearson, Josh	WR	Jr./Jr.	5-10	195	Annapolis Area Christian/Ken Lucas	Columbia, Md.
9	McSorley, Trace	QB	So./Fr.	6-0	196	Briar Woods/Charlie Pierce	Ashburn, Va.
14	Miller, Jarvis	S	Fr./Fr.	6-2	198	Windsor Locks/Suffield/East Granby/Jason Qua	Suffield, Conn.
48	Miller, Shareef	DE	Fr./Fr.	6-5	245	George Washington/Ronald Cohen	Philadelphia, Pa.
63	Monk, Ryan	DT	Fr./Fr.	6-1	258	Dallas/Bob Zaruta	Dallas, Pa.
23	Monroe, Ayron	S	Fr./Fr.	5-11	200	Saint Johns College H.S./Joe Patterson	Largo, Md.
95	Nassib, Carl **	DE	Sr./Sr.	6-7	272	Malvern Prep/Kevin Pellegrini	West Chester, Pa.
59	Nelson, Andrew *	T	Jr./So.	6-6	302	Hershey/Mark Painter	Hershey, Pa.
21	Oruwariye, Amani	CB	So./Fr.	6-1	205	Gaither/Jason Stokes	Tampa, Fla.
73	Palmer, Paris	T	Jr./Jr.	6-7	302	Lackawanna College (Pa.)/Mark Duda	Plymouth, N.C.
89	Pancoast, Tom	TE/H	Jr./So.	6-3	231	Unionville/Pat Clark	West Chester, Pa.
92	Pasquariello, Daniel *	P	So./So.	6-1	200	Xavier College HS/	Melbourne, Victoria, Australia
16	Petrishen, John	S	Fr./Fr.	6-0	201	Pittsburgh Central Catholic/Terry Totten	Lower Burrell, Pa.
10	Polk, Brandon	WR	Fr./Fr.	5-9	170	Briar Woods/Charlie Pierce	Ashburn, Va.
42	Reeder, Troy	LB	So./Fr.	6-1	241	Salesianum School/Bill DiNardo	Wilmington, Del.
29	Reid, John	CB	Fr./Fr.	5-10	186	St. Joseph's Prep/Gabe Infante	Mount Laurel, N.J.
68	Reihner, Kevin	C/G	Gr./Sr.	6-3	313	Scranton Prep/Nick Donato	Scranton, Pa.
6	Robinson, Andre	RB	Fr./Fr.	5-9	209	Bishop McDevitt/Jeff Weachter	Mechanicsburg, Pa.
34	Salomone, Dom	TE/H	Sr./Jr.	5-10	242	Northern/Rick Mauck	Dillsburg, Pa.
94	Schwan, Evan *	DE	Sr./Jr.	6-6	256	Central Dauphin/Glen McNamee	Harrisburg, Pa.
24	Scott, Nick	RB	So./Fr.	5-11	198	Fairfax/Kevin Simonds	Fairfax, Va.
82	Shoop, Tyler	WR	Fr./Fr.	5-11	171	Father Ryan/Bruce Lussier	Nashville, Tenn.
36	Shorts, Troy	RB	Fr./Fr.	5-10	198	Woodbury/Al Mailahn	Haddonfield, N.J.
79	Shuman, Charlie	T	So./Fr.	6-8	290	Mendon-Sutherland/Keith Molinich	Pittsford, N.Y.
90	Sickels, Garrett *	DE	Jr./So.	6-4	258	Red Bank Regional/Nick Giglio	Red Bank, N.J.
62	Simpson, Zach	G	Fr./Fr.	6-3	272	Holidaysburg Area/Homer DeLattre	Holidaysburg, Pa.
24	Smith, Anthony	S	Jr./So.	6-0	206	Pope John XIII/Brian Carlson	Dover, N.J.
47	Smith, Brandon	LB	Jr./So.	6-0	223	Lewisburg/Jeremy Winn	Winfield, Pa.
12	Smith, Jordan *	CB	Jr./Jr.	5-10	190	H.D. Woodson/Greg Fuller	Washington, D.C.
58	Sorell, Chance	T	So./Fr.	6-5	295	Middletown/Troy Everhart	Middletown, Ohio
4	Stevens, Tommy	QB	Fr./Fr.	6-4	211	Decatur Central/Justin Dixson	Indianapolis, Ind.
17	Taylor, Garrett	CB	Fr./Fr.	6-0	187	Saint Christopher's/Lance Clelland	Richmond, Va.
20	Thomas, Johnathan	RB	So./Fr.	5-11	221	St. John's Prep/Jim O'Leary	Peabody, Mass.
3	Thompkins, DeAndre	WR	So./Fr.	5-11	185	Swansboro/Tim Laspada	Hubert, N.C.
49	Tomasetti, Brian	S	Jr./So.	6-1	191	Old Forge/Michael Schuback	Old Forge, Pa.
96	Vasey, Kyle	SN	So./Fr.	6-2	241	Wallenpaupack/Mark Watson	Hawley, Pa.
25	Walker, Von **	LB	Jr./Jr.	5-11	219	Central Mountain/Vinny Kishbaugh	Mill Hall, Pa.
5	Wartman-White, Nyeem **	LB	Sr./Jr.	6-1	243	Valley View/George Howanitz	Philadelphia, Pa.
93	White, Antoine	DT	So./Fr.	6-2	292	Millville/Jason Durham	Millville, N.J.
11	Wilkerson, Brent *	TE/H	Sr./Jr.	6-3	250	DeMatha Catholic/Bill McGregor	Clinton, Md.
10	Williams, Trevor ***	CB	Sr./Sr.	6-0	200	Calvert Hall College HS/Donald Davis	Baltimore, Md.
54	Windsor, Robert	DT	Fr./Fr.	6-4	286	Fond Du Lac/Mike Gnewuch	Fond Du Lac, Wis.
98	Wombacker, Jordan	K/P	Fr./Fr.	5-10	175	Hickory/Bill Brest	Hermitage, Pa.
8	Wooten Jr., Gary **	LB	Sr./Jr.	6-2	237	Hialeah Senior/Marc Berman	Miami, Fla.
4	Worley, Daquan	CB	So./Fr.	5-9	180	Coatesville/Matt Ortega	Coatesville, Pa.
77	Wright, Chasz	G	So./Fr.	6-7	339	Milford Academy/Bill Chaplick	Woodbridge, Va.
44	Yazujian, Tyler *	SN	Sr./Jr.	5-11	264	Spring-Ford/Chad Brubaker	Royersford, Pa.
80	Zanellato, Matt **	WR	Gr./Sr.	6-3	210	Lake Braddock Secondary/Jim Poythress	Burke, Va.
98	Zettel, Anthony ***	DT	Sr./Sr.	6-4	284	Ogemaw Heights/Andrew Pratley	West Branch, Mich.

\* Letters won



@PennStateFBall



PSUfball

2015

PSUunrivald.com

GoPSUsports.com

CAREER HIGHS

PASSING

CHRISTIAN HACKENBERG

**Comp:** 34 ..... vs. BC, Dec. 27, 2014  
**Att:** 55 ..... at Indiana, Oct. 5, 2013  
**Yards:** 454 ..... vs. UCF, Aug. 30, 2014  
**TD:** 4 ..... 2x Last vs. BC, Dec. 27, 2014  
**Long:** 79 ..... to Geno Lewis vs. UCF, Aug. 30, 2014  
**Int:** 2 ..... 8x Last Temple, Nov. 15, 2014

GENO LEWIS

**Comp:** 1 ..... at N'western, Nov. 7, 2015  
**Att:** 1 ..... 2x Last at N'western, Nov. 7, 2015  
**Yards:** 32 ..... at N'western, Nov. 7, 2015  
**TD:** 1 ..... at N'western, Nov. 7, 2015  
**Long:** 32 ..... to DaeSean Hamilton at N'western, Nov. 7, 2015  
**Int:** --

TRACE MCSORLEY

**Comp:** 5 ..... at Michigan St., Nov. 28, 2015  
**Att:** 8 ..... at Michigan St., Nov. 28, 2015  
**Yards:** 39 ..... at Michigan St., Nov. 28, 2015  
**TD:** --  
**Long:** 12 ..... to Chris Godwin at Michigan St., Nov. 28, 2015  
**Int:** --

NICK SCOTT

**Comp:** 1 ..... 2x Last Illinois, Oct. 31, 2015  
**Att:** 1 ..... 2x Last Illinois, Oct. 31, 2015  
**Yards:** 32 ..... SDSU, Sept. 26, 2015  
**TD:** 1 ..... Illinois, Oct. 31, 2015  
**Long:** 32 ..... to Chris Godwin SDSU, Sept. 26, 2015  
**Int:** --

RECEIVING

MARK ALLEN

**No.** 2 2X Last Indiana, Oct. 10, 2015  
**Yards** 29 SDSU, Sept. 26, 2015  
**TD** 1 SDSU, Sept. 26, 2015  
**Long** 16 SDSU, Sept. 26, 2015

SAQUON BARKLEY

**No.** 6 at N'western, Nov. 7, 2015  
**Yards** 58 SDSU, Sept. 26, 2015  
**TD** 1 SDSU, Sept. 26, 2015  
**Long** 32 at N'western, Nov. 7, 2015

SAEED BLACKNALL

**No.** 4 2x Last SDSU, Sept. 26, 2015  
**Yards** 101 SDSU, Sept. 26, 2015  
**TD** 1 2x Last Michigan, Nov. 21, 2015  
**Long** 59 at Michigan St., Nov. 28, 2015

ADAM BRENEMAN

**No.** 4 UCF, Sept. 14, 2013  
**Yards** 78 at Wisconsin, No. 30, 2013  
**TD** 1 3x Last at Wisconsin, No. 30, 2013  
**Long** 68 at Wisconsin, No. 30, 2013

KYLE CARTER

**No.** 6 4x Last at Indiana, Oct. 5, 2013  
**Yards** 85 at Iowa, Oct. 20, 2012  
**TD** 1 3x Last Illinois, Nov. 2, 2013  
**Long** 35 SDSU, Sept. 26, 2015

GREGG GARRITY

**No.** 1 Indiana, Oct. 10, 2015  
**Yards** 4 Indiana, Oct. 10, 2015  
**TD** --  
**Long** 4 Indiana, Oct. 10, 2015

MIKE GESICKI

**No.** 3 Buffalo, Sept. 12, 2015  
**Yards** 33 2x Last Army, Oct. 3, 2015  
**TD** 1 Army, Oct. 3, 2015  
**Long** 33 Army, Oct. 3, 2015

CHRIS GODWIN

**No.** 11 at Michigan St., Nov. 28, 2015  
**Yards** 141 vs. BC, Dec. 27, 2014  
**TD** 2 at Michigan St., Nov. 28, 2015  
**Long** 72 vs. BC, Dec. 27, 2014

CHRISTIAN HACKENBERG

**No.** 1 Illinois, Oct. 31, 2015  
**Yards** 14 Illinois, Oct. 31, 2015  
**TD** 1 Illinois, Oct. 31, 2015  
**Long** 14 Illinois, Oct. 31, 2015

DAESEAN HAMILTON

**No.** 14 Ohio State, Oct. 25, 2014  
**Yards** 165 vs. UCF, Aug. 30, 2014  
**TD** 1 7x Last at N'western, Nov. 7, 2015  
**Long** 51 N'western, Sept. 27, 2014

GENO LEWIS

**No.** 8 vs. UCF, Aug. 30, 2014  
**Yards** 173 vs. UCF, Aug. 30, 2014  
**TD** 2 at Wisconsin, No. 30, 2013  
**Long** 79 vs. UCF, Aug. 30, 2014

AKEEL LYNCH

**No.** 3 vs. BC, Dec. 27, 2014  
**Yards** 35 at Illinois, Nov. 22, 2014  
**TD** --  
**Long** 16 at Illinois, Nov. 22, 2014

BRANDON POLK

**No.** 2 Indiana, Oct. 10, 2015  
**Yards** 46 Indiana, Oct. 10, 2015  
**TD** 1 Indiana, Oct. 10, 2015  
**Long** 39 Indiana, Oct. 10, 2015

NICK SCOTT

**No.** 3 Indiana, Oct. 10, 2015  
**Yards** 22 Army, Oct. 3, 2015  
**TD** --  
**Long** 22 Army, Oct. 3, 2015

DEANDRE THOMPCKINS

**No.** 2 Illinois, Oct. 31, 2015  
**Yards** 31 Illinois, Oct. 31, 2015  
**TD** --  
**Long** 31 Illinois, Oct. 31, 2015

BRENT WILKERSON

**No.** 3 Michigan, Nov. 21, 2015  
**Yards** 18 UMass, Sept. 20, 2014  
**TD** 1 UMass, Sept. 20, 2014  
**Long** 11 UMass, Sept. 20, 2014

TREVOR WILLIAMS

**No.** 2 2x Last at Purdue, Nov. 3, 2012  
**Yards** 22 at Purdue, Nov. 3, 2012  
**TD** --  
**Long** 17 at Purdue, Nov. 3, 2012

MATT ZANELLATO

**No.** 2 vs. Syracuse, Aug. 31 2013  
**Yards** 21 vs. Syracuse, Aug. 31 2013  
**TD** --  
**Long** 18 vs. Syracuse, Aug. 31 2013

RUSHING

MARK ALLEN

**Carries** 8 Indiana, Oct. 10, 2015  
**Yards** 45 Indiana, Oct. 10, 2015  
**TD** 1 Illinois, Oct. 31, 2015  
**Long** 28 Indiana, Oct. 10, 2015

SAQUON BARKLEY

**Carries** 26 at Ohio State, Oct. 17, 2015  
**Yards** 195 Rutgers, Sept. 19, 2015  
**TD** 2 2x Last at N'western, Nov. 7, 2015  
**Long** 56 2x Last Michigan, Nov. 21, 2015

CHRIS GODWIN

**Carries** 2 Michigan State, Nov. 29, 2014  
**Yards** 1 Michigan State, Nov. 29, 2014  
**TD** --  
**Long** 1 Michigan State, Nov. 29, 2014

CHRISTIAN HACKENBERG

**Carries** 12 at Rutgers, Sept. 13, 2014  
**Yards** 21 Indiana, Oct. 10, 2015  
**TD** 2 Indiana, Oct. 10, 2015  
**Long** 21 Indiana, Oct. 10, 2015

DAESEAN HAMILTON

**Carries** 3 at Illinois, Nov. 22, 2014  
**Yards** 14 at Illinois, Nov. 22, 2014  
**TD** --  
**Long** 11 at Illinois, Nov. 22, 2014

BRANDON JOHNSON

**Carries** 2 2x Last Illinois, Oct. 31, 2015  
**Yards** 17 Illinois, Oct. 31, 2015  
**TD** --  
**Long** 14 Illinois, Oct. 31, 2015

AKEEL LYNCH

**Carries** 28 at Illinois, Nov. 22, 2014  
**Yards** 137 at Illinois, Nov. 22, 2014  
**TD** 1 7x Last Rutgers, Sept. 19, 2015  
**Long** 75 Rutgers, Sept. 19, 2015

TRACE MCSORELY

**Carries** 3 Illinois, Oct. 31, 2015  
**Yards** 15 Illinois, Oct. 31, 2015  
**TD** --  
**Long** 8 Illinois, Oct. 31, 2015

NICK SCOTT

**Carries** 12 Army, Oct. 3, 2015  
**Yards** 57 Indiana, Oct. 10, 2015  
**TD** 1 Army, Oct. 3, 2015  
**Long** 35 Indiana, Oct. 10, 2015

BRANDON POLK

**Carries** 3 2x Last Illinois, Oct. 31, 2015  
**Yards** 50 at Temple, Sept. 5, 2015  
**TD** 1 Buffalo, Sept. 12, 2015  
**Long** 33 at Temple, Sept. 5, 2015

JOHNATHAN THOMAS

**Carries** 7 Army, Oct. 3, 2015  
**Yards** 28 Army, Oct. 3, 2015  
**TD** --  
**Long** 11 Army, Oct. 3, 2015

DEANDRE THOMPCKINS

**Carries** 2 2x Last Indiana, Oct. 10, 2015  
**Yards** 11 Indiana, Oct. 10, 2015  
**TD** 1 Rutgers, Sept. 19, 2015  
**Long** 6 Indiana, Oct. 10, 2015

Players w/ one rush game-highs:

Saeed Blacknall (-1 yd, BC 2014), Geno Lewis (1 yd, Illinois 2014).

TACKLES

MARCUS ALLEN

**Tkls** 12 Michigan, Nov. 21, 2015

TROY APKE

**Tkls** 5 2x Last at Michigan St., Nov. 28, 2015

TAROW BARNEY

**Tkls** 2 3x Last at Michigan St., Nov. 28, 2015

BRANDON BELL

**Tkls** 13 Ohio State, Oct. 25, 2014

MANNY BOWEN

**Tkls** 6 Army, Oct. 3, 2015

TORRENCE BROWN

**Tkls** 4 Army, Oct. 3, 2015

JASON CABINDA

**Tkls** 14 Army, Oct. 3, 2015

CHRISTIAN CAMPBELL

**Tkls** 5 Indiana, Oct. 10, 2015

JAKE COOPER

**Tkls** 3 Buffalo, Sept. 12, 2015

CURTIS COTHRAN

**Tkls** 4 Army, Oct. 3, 2015

PARKER COTHREN

**Tkls** 3 UMass, Sept. 20, 2014

JORDAN DUDAS

**Tkls** 2 3x Last Michigan, Nov. 21, 2015

BRIAN GAIA

**Tkls** 4 Eastern Michigan, Sept. 7, 2013

CHRIS GODWIN

**Tkls** 2 SDSU, Sept. 26, 2015

MALIK GOLDEN

**Tkls** 9 at Michigan St., Nov. 28, 2015

GRANT HALEY

**Tkls** 6 Michigan, Nov. 21, 2015

AUSTIN JOHNSON

**Tkls** 10 at N'western, Nov. 7, 2015

BEN KLINE

**Tkls** 8 Illinois, Nov. 2, 2013

JORDAN LUCAS

**Tkls** 11 at Ohio State, Oct. 26, 2013

CARL NASSIB

**Tkls** 10 at Temple, Sept. 5, 2015

AMANI ORUWARIYE

**Tkls** 2 Army, Oct. 3, 2015

TROY REEDER

**Tkls** 11 vs. Maryland, Oct. 24, 2015

JOHN REID

**Tkls** 5 2x Last at Michigan St., Nov. 28, 2015

EVAN SCHWAN

**Tkls** 4 2x Last at Michigan St., Nov. 28, 2015

NICK SCOTT

**Tkls** 2 2x Last at Michigan St., Nov. 28, 2015

GARRETT SICKELS

**Tkls** 8 at Ohio State, Oct. 17, 2015

JORDAN SMITH

**Tkls** 2 at Temple, Sept. 5, 2015

VON WALKER

**Tkls** 3 4x Last at N'western, Nov. 7, 2015

NYEEM WARTMAN-WHITE

**Tkls** 11 2x Last at Illinois, Nov. 22, 2014

ANTOINE WHITE

**Tkls** 3 2x Last SDSU, Sept. 26, 2015

TREVOR WILLIAMS

**Tkls** 6 2x Last at Temple, Sept. 5, 2015

GARY WOOTEN JR.

**Tkls** 3 4x Last at Temple, Sept. 5, 2015

ANTHONY ZETTEL

**Tkls** 8 vs. Maryland, Oct. 24, 2015

Defenders w/ 1-tackle career-highs:

Chris Gulla (2x at Ohio State-15), Colin Harrop (EMU-14), Joey Julius (2x Michigan-15), Anthony Smith (EMU-14), Brandon Smith (Illinois-15), Tyler Yazujian (2x Indiana-15), Matt Zanellato (Michigan-15).



@PennStateFBall



PSUFBall

2015

PSUUnrivaled.com

GoPSUsports.com



## THE LAST TIME...

## PENN STATE

<b>100-149 Yards Rushing:</b>	103, Saquon Barkley at Michigan State, 2015
<b>150-199 Yards Rushing:</b>	194, Saquon Barkley at Ohio State, 2015
<b>200-299 Yards Rushing:</b>	201, Bill Belton vs. Illinois, 2013
<b>300+ Yards Rushing:</b>	327, Larry Johnson at Indiana, 2002
<b>30-34 Rushing Attempts:</b>	35, Zach Zwinak vs. Nebraska, 2013
<b>35+ Rushing Attempts:</b>	35, Zach Zwinak vs. Nebraska, 2013
<b>Three Touchdowns Rushing:</b>	Zach Zwinak vs. Purdue, 2013
<b>Four Touchdowns Rushing:</b>	Larry Johnson vs. Michigan State, 2002
<b>Five Touchdowns Rushing:</b>	Ki-Jana Carter vs. Michigan State, 1994
<b>60-Yard Run:</b>	75, Akeel Lynch vs. Rutgers, 2015
<b>70-Yard Run:</b>	75, Akeel Lynch vs. Rutgers, 2015
<b>80-Yard Run:</b>	84, Larry Johnson vs. Illinois, 2002
<b>90-Yard Run:</b>	92, Bill Belton at Indiana, 2014
<b>Two Players Rush For 100 Yards:</b>	Saquon Barkley (195) & Akeel Lynch (120) vs. Rutgers, 2015
<b>Four Rushing TD in One Quarter:</b>	vs. UMass, 2014 (2nd; Belton (2), Zwinak (2))
<b>300 Yards Passing:</b>	315, Christian Hackenberg vs. Maryland, 2015
<b>350 Yards Passing:</b>	371, Christian Hackenberg vs. Boston College, 2014 %
<b>400 Yards Passing:</b>	454, Christian Hackenberg vs. UCF, 2014 #
<b>20-24 Pass Completions:</b>	22, Christian Hackenberg at Michigan State, 2015
<b>25-29 Pass Completions:</b>	25, Christian Hackenberg at Rutgers, 2014
<b>30-34 Pass Completions:</b>	34, Christian Hackenberg vs. Boston College, 2014 %
<b>35+ Pass Completions:</b>	35, Matt McGloin vs. Northwestern, 2012
<b>30-39 Pass Attempts:</b>	39, Christian Hackenberg at Michigan State, 2015
<b>40-49 Pass Attempts:</b>	40, Christian Hackenberg at Northwestern, 2015
<b>50+ Pass Attempts:</b>	50, Christian Hackenberg vs. Boston College, 2014 %
<b>Four Touchdown Passes:</b>	Christian Hackenberg vs. Boston College, 2014 %
<b>Five Touchdown Passes:</b>	Rashard Casey vs. Louisiana Tech, 2000
<b>Four Interceptions Thrown:</b>	Zack Mills at Boston College, 2004
<b>300-349 Yards Total Offense:</b>	327, Christian Hackenberg (308 P, 18 R) at Rutgers, 2014
<b>350-399 Yards Total Offense:</b>	371, Matt McGloin (371 P, 0 R) vs. Boston College, 2014 %
<b>400+ Yards Total Offense:</b>	456, Christian Hackenberg (454 P, 2 R) vs. UCF, 2014 #
<b>100-149 Yards Receiving:</b>	109, Chris Godwin at Michigan State, 2015
<b>150-199 Yards Receiving:</b>	173, Geno Lewis & 165, DaeSean Hamilton vs. UCF, 2014 #
<b>200+ Yards Receiving:</b>	216, Deon Butler vs. Northwestern, 2006
<b>Two Players w/ 100 Yards Receiving:</b>	Geno Lewis (109) & DaeSean Hamilton (103) at Rutgers, 2014
<b>Two Players w/ 150 Yards Receiving:</b>	Geno Lewis (173) & DaeSean Hamilton (165)
<b>Back-to-Back 100 Yards Receiving Games:</b>	Chris Godwin, 2015 (103 at Ohio State; 135 vs. Maryland)
<b>Three Straight 100-yard Receiving Games:</b>	Allen Robinson, 2013 (133 vs. Syracuse; 129 vs. Eastern Michigan; 143 vs. UCF)
<b>10+ Receptions:</b>	14, DaeSean Hamilton vs. Ohio State, 2014
<b>50-Yard Reception:</b>	59, S. Blacknall from C. Hackenberg at Michigan State, 2015
<b>60-Yard Reception:</b>	68, A. Breneman from C. Hackenberg at Wisconsin, 2013
<b>70-Yard Reception:</b>	72, C. Godwin from C. Hackenberg vs. Boston College, 2014 %
<b>80-Yard Reception:</b>	80, D. Moye from R. Bolden vs. Illinois, Oct. 9, 2010
<b>Three Touchdowns Receiving:</b>	Allen Robinson vs. Indiana, 2012
<b>Four Touchdowns Receiving:</b>	Bobby Engram vs. Minnesota, 1993
<b>150-199 All-Purpose Yards:</b>	170, Saquon Barkley at Northwestern, 2015
<b>200-249 All-Purpose Yards:</b>	209, Bill Belton vs. Illinois, 2013
<b>250+ All-Purpose Yards:</b>	289, Larry Johnson vs. Michigan State, 2002
<b>Kickoff Return For Touchdown:</b>	95, Chaz Powell vs. Indiana State, 2011
<b>Rushing, Receiving &amp; Kickoff Return TDs:</b>	Derrick Williams vs. Illinois, 2008
<b>100-Yard Kickoff Return:</b>	100, Chaz Powell vs. Youngstown State, 2010
<b>Punt Return For Touchdown:</b>	63, Derrick Williams at Wisconsin, 2008
<b>80-Yard Punt Return:</b>	81, Bryant Johnson vs. Michigan State, 2002
<b>Zero Punts in a Game:</b>	Purdue, 2013
<b>Multiple Interceptions:</b>	2, Trevor Williams, at Rutgers, 2014
<b>90-Yard Interception Return:</b>	99, Michael Mauti, at Illinois, 2012
<b>Interception Return For Touchdown:</b>	30, Grant Haley vs. Temple, 2014
<b>Five Interceptions in a Game (Team):</b>	at Rutgers, 2014
<b>Fumble Return For Touchdown:</b>	71, Austin Johnson vs. San Diego State, 2015
<b>Blocked Field Goal:</b>	Kyle Baublitz at Michigan, 2013
<b>Blocked Extra Point:</b>	Parker Cothren at Northwestern, 2015
<b>Blocked Punt:</b>	Von Walker vs. Michigan, 2015
<b>Blocked Punt For Touchdown:</b>	Michael Yancich vs. Ohio State, 2012 (Mike Hull block)
<b>Safety:</b>	Devon Still (sack in end zone) at Minnesota, 2010
<b>50-Yard Field Goal:</b>	50, Sam Ficken vs. Temple, 2014
<b>Four Field Goals:</b>	Sam Ficken vs. Maryland, 2014
<b>Five Field Goals:</b>	Collin Wagner vs. Temple, 2010

## OPPONENT

<b>100-149 Yards Rushing:</b>	186, Justin Jackson, at Northwestern, 2015
<b>150-199 Yards Rushing:</b>	186, Justin Jackson, at Northwestern, 2015
<b>200+ Yards Rushing:</b>	203, BenJarvus Green-Ellis, Indiana, 2003
<b>30-34 Rushing Attempts:</b>	30, Jeremy Langford, Michigan State, 2014
<b>35+ Rushing Attempts:</b>	44, Mike Hart, Michigan, 2007 (OR)
<b>Three Touchdowns Rushing:</b>	Trevor Siemian, Northwestern, 2014
<b>Four Touchdowns Rushing:</b>	Montee Ball, Wisconsin, 2011
<b>50-Yard Run:</b>	56, A.J. Schurr, Army, 2015
<b>70-Yard Run:</b>	79, Rashard Mendenhall, Illinois, 2006
<b>Two Players Rush For 100 Yards:</b>	Ezekiel Elliot (153) & J.T. Barrett (153) at Ohio State, 2015
<b>300-399 Yards Passing:</b>	339, Joel Stave, Wisconsin, 2013
<b>400-499 Yards Passing:</b>	454, Cameron Coffman, Indiana, 2012
<b>500+ Yards Passing:</b>	532, Case Keenum, Houston, 2012 (OR) *
<b>25-29 Pass Completions:</b>	25, Jake Rudock, Michigan, 2015
<b>30-44 Pass Completions:</b>	33, Blake Frohnapfel, UMass, 2014
<b>45+ Pass Completions:</b>	45, Case Keenum, Houston, 2012 (OR) *
<b>30-39 Pass Attempts:</b>	38, Jake Rudock, Michigan, 2015
<b>40-49 Pass Attempts:</b>	42, Chris Llaviano, Rutgers, 2015
<b>50-49 Pass Attempts:</b>	53, Joel Stave, Wisconsin, 2013
<b>60+ Pass Attempts:</b>	61, Brian Hoyer, Michigan State, 2006
<b>Four Touchdown Passes:</b>	Mark Sanchez, USC, 2009 ^
<b>Four Interceptions Thrown:</b>	P.J. Walker, Temple, 2014
<b>Five Interceptions Thrown:</b>	Gary Nova, Rutgers, 2014
<b>300-399 Yards Total Offense:</b>	349, Perry Hills (225 P, 124 R), vs. Maryland, 2015
<b>400-499 Yards Total Offense:</b>	437, Cameron Coffman (454 P, -17 R), Indiana, 2012
<b>500+ Yards Total Offense:</b>	542, C. Keenum (532 P, 10 R), Houston, 2012 (OR) *
<b>100-149 Yards Receiving:</b>	115, Mike Dudek, Illinois, 2014
<b>150-199 Yards Receiving:</b>	162, Damian Williams, USC, 2009 ^
<b>200+ Yards Receiving:</b>	228, Patrick Edwards, Houston, 2012 *
<b>10+ Receptions:</b>	11, Mike Dudek, Illinois, 2013
<b>70-Yard Reception:</b>	75, Jalen Fitzpatrick from P.J. Walker, Temple, 2014
<b>80-Yard Reception:</b>	80, D. Barnes from K. Hess, Youngstown State, 2010
<b>90-Yard Reception:</b>	99, Thomas Lewis from John Paci, Indiana, 1993
<b>Three Touchdown Receptions:</b>	Da'Jon McKnight, Minnesota, 2010
<b>Kickoff Return For Touchdown:</b>	96, Solomon Vault, at Northwestern, 2015
<b>90-Yard Kickoff Return:</b>	96, Solomon Vault, at Northwestern, 2015
<b>100-Yard Kickoff Return:</b>	100, Rashaad Penny, San Diego State, 2015
<b>Punt Return For Touchdown:</b>	75, Venric Mark, Northwestern, 2012
<b>70-Yard Punt Return:</b>	75, Venric Mark, Northwestern, 2012
<b>80-Yard Punt Return:</b>	87, Willie Reid, Florida State, 2006 Orange
<b>Interception Return For Touchdown:</b>	13, Malik McDowell, at Michigan State, 2015
<b>Fumble Return For Touchdown:</b>	77, Demetrious Cox, at Michigan State, 2015
<b>Blocked Punt:</b>	Leonte Carroo, Rutgers, 2014
<b>Blocked Punt For Touchdown:</b>	27, Larentee McCray, Florida, 2011 \$
<b>Blocked Field Goal:</b>	Kyle Kelley, San Diego State, 2015
<b>Blocked Extra Point:</b>	Rob Bain (2X), Illinois, 2015
<b>Safety:</b>	Team (snap out of the end zone on punt), at Michigan, 2014
<b>Defensive Extra Point:</b>	99, D.J. Johnson, Iowa, 2002
<b>50-Yard Field Goal:</b>	50, Derek Dimke, Illinois, 2010
<b>Four Field Goals:</b>	Brendan Gibbons, Michigan, 2013

^ - Rose Bowl \$ - Outback Bowl \* - TicketCity Bowl # - Croke Park Classic (Dublin, Ireland)

% - Pinstripe Bowl

(OR) - Opponent Record

## RECORD WATCH

## PASSING YARDAGE, CAREER

1. C. Hackenberg, 2013-pres.	8,318
2. Zack Mills, 2001-04	7,212

## PASSING YARDAGE, SEASON

1. Matt McGloin, 2012	3,266
2. Daryll Clark, 2009	3,003
3. Christian Hackenberg, 2014	2,977
4. Christian Hackenberg, 2013	2,955
5. Kerry Collins, 1994	2,679
6. Anthony Morelli, 2007	2,651
7. Daryll Clark, 2008	2,592
8. Tony Sacca, 1991	2,488
9. Anthony Morelli, 2006	2,424
10. Zack Mills, 2002	2,417
11. Christian Hackenberg, 2015	2,386

## PASSING YARDAGE, GAME

1. C. Hackenberg vs. UCF, 2014	454
2. Zack Mills vs. Iowa, 2002	399
3. Matt McGloin vs. Indiana, 2012	395
4. M. Robinson vs. Wisconsin, 2003	379
5. C. Hackenberg vs. BC, 2014	371
6. Mike McQueary vs. Pitt, 1997	366
7. T. Blackledge at Miami (Fla.), 1981	358
8. Daryll Clark vs. Akron, 2009	353
9. Kerry Collins at Michigan St., 1993	352
10. Daryll Clark vs. Michigan St., 2008	341
11. C. Hackenberg at Indiana, 2013	340
12. C. Hackenberg at Wisconsin, 2013	339

## PASSING ATTEMPTS, CAREER

1. C. Hackenberg, 2013-pres.	1,221
2. Zack Mills, 2001-04	1,082

## PASSING ATTEMPTS, SEASON

1. Christian Hackenberg, 2014	484
2. Matt McGloin, 2012	446
3. Anthony Morelli, 2007	402
4. Christian Hackenberg, 2013	392
5. Anthony Morelli, 2006	386
6. Daryll Clark, 2009	381
7. Christian Hackenberg, 2015	345

## PASSING ATTEMPTS, GAME

1. C. Hackenberg at Indiana, 2013	55
2. Kerry Collins at BYU, 1992	54
3. Matt McGloin vs. N'western, 2012	51
Rashard Casey vs. Iowa, 2000	51
5. Christian Hackenberg vs. BC, 2014	50

## PASSING COMPLETIONS, CAREER

1. C. Hackenberg, 2013-pres.	685
2. Zack Mills, 2001-04	606

## PASSING COMPLETIONS, SEASON

1. Matt McGloin, 2012	270
Christian Hackenberg, 2014	270
3. Anthony Morelli, 2007	234
4. Daryll Clark, 2009	232
5. Christian Hackenberg, 2013	231
6. Anthony Morelli, 2006	208
7. Wally Richardson, 1995	193
8. Daryll Clark, 2008	192
9. Zack Mills, 2002	188
10. Christian Hackenberg, 2015	184

## PASSING COMPLETIONS, GAME

1. Matt McGloin vs. N'western, 2012	35
2. C. Hackenberg vs. BC, 2014	34
3. Wally Richardson vs. Wisconsin, 1995	33
4. C. Hackenberg vs. UCF, 2014	32
5. C. Hackenberg vs. Ohio State, 2014	31
6. C. Hackenberg at Indiana, 2013	30

## 300-YARD PASSING GAMES, CAREER

1. C. Hackenberg, 2013-pres.	9
2. Matt McGloin, 2009-12	6

## 300-YARD PASSING GAMES, SEASON

1. Matt McGloin, 2012	4
Christian Hackenberg, 2013; 2014	4
4. Kerry Collins, 1994	2
Daryll Clark, 2009	2

## 200-YARD PASSING GAMES, CAREER

1. Christian Hackenberg, 2013-pres.	21
2. Matt McGloin, 2009-12	18

## 200-YARD PASSING GAMES, SEASON

1. Matt McGloin, 2012	11
2. Kerry Collins, 1994	10
3. Christian Hackenberg, 2013	9

## PASSING TOUCHDOWNS, CAREER

1. C. Hackenberg, 2013-pres.	48
2. Matt McGloin, 2009-12	46

## PASSING TOUCHDOWNS, SEASON

1. Daryll Clark, 2009	24
Matt McGloin, 2012	24
3. Todd Blackledge, 1982	22
4. Tony Sacca, 1991	21
Kerry Collins, 1994	21
6. Christian Hackenberg, 2013	20
7. Doug Strang, 1983	19
Anthony Morelli, 2007	19
Daryll Clark, 2008	19
10. Wally Richardson, 1995	18
-- Christian Hackenberg, 2015	16

## PASSING TOUCHDOWNS, GAME

1. Tony Sacca vs. Georgia Tech, 1991	5
Rashard Casey vs. La. Tech, 2000	5
3. C. Hackenberg at Wisconsin, 2013; 4	
C. Hackenberg vs. BC, 2014	
15 Others; Last: M. McGloin vs. Ind., 2012	

## TOTAL OFFENSE, CAREER

1. C. Hackenberg, 2013-pres.	8,072
2. Zack Mills, 2001-04	7,796

## TOTAL OFFENSE, SEASON

1. Matt McGloin, 2012	3,215
2. Daryll Clark, 2009	3,214
3. Michael Robinson, 2005	3,156
4. Christian Hackenberg, 2013	2,887
5. Christian Hackenberg, 2014	2,883
6. Daryll Clark, 2008	2,874
7. Kerry Collins, 1994	2,660
8. Anthony Morelli, 2006	2,336
9. Rashard Casey, 2000	2,316
10. Christian Hackenberg, 2015	2,302

## RUSHING YARDAGE, CAREER

1. Evan Royster, 2007-10	3,932
...	
25. Fran Rogel, 1947-49	1,496
26. Roger Kochman, 1959-62	1,485
27. Bob Campbell, 1966-68	1,480
28. Tom Donchez, 1971-74	1,422
29. Steve Geise, 1975-77	1,362
30. Stephfon Green, 2008-11	1,351
31. Gary Brown, 1987-90	1,321
32. Akeel Lynch, 2013-pres.	1,314

## RUSHING YARDAGE, SEASON

1. Larry Johnson, 2002	2087
..	
12. Curtis Enis, 1996	1210
13. Evan Royster, 2009	1169
14. John Cappelletti, 1972	1117
15. Lenny Moore, 1954	1082
16. Tony Hunt, 2005	1047
17. Curt Warner, 1981	1044
18. Curt Warner, 1982	1041
19. Ki-Jana Carter, 1993	1026
20. Evan Royster, 2010	1014
-- Saquon Barkley, 2015	1007

## RECEIVING YARDAGE, CAREER

1. 3,026	Bobby Engram, 1991, 93-95
2. 2,771	Deon Butler, 2005-08
3. 2,474	Allen Robinson, 2011-13
....	
13. 1,702	Tony Johnson, 2000-03
14. 1,520	Freddie Scott, 1993-95
15. 1,437	Chafie Fields, 1996-99
16. 1,408	DaeSean Hamilton, 2014-pres.
17. 1,343	Ted Kwalick, 1966-68
18. 1,289	Chris Godwin, 2014-pres.

## RECEIVING YARDAGE, SEASON

1. Allen Robinson, 2013	1432
2. Bobby Engram, 1995	1084
3. Bobby Engram, 1994	1029
4. Allen Robinson, 2012	1013
5. O.J. McDuffie, 1992	977
6. Freddie Scott, 1994	973
7. Chris Godwin, 2015	968
8. Bryant Johnson, 2002	917
8. DaeSean Hamilton, 2014	899
10. Derek Moye, 2010	885

## RECEPTIONS, CAREER

1. Deon Butler, 2005-08	179
2. Allen Robinson, 2011-13	177
3. Bobby Engram, 1991, 93-95	167
4. Derrick Williams, 2005-08	161
5. Jordan Norwood, 2005-08	158
6. Derek Moye, 2008-11	144
7. O.J. McDuffie, 1988-92	125
8. DaeSean Hamilton, 2014-pres.	122
9. Jack Curry, 1965-67	117
10. Bryant Johnson, 1999-2002	110
11. Kenny Jackson, 1980-83	109
12. Terry Smith, 1988-91	108
13. Tony Johnson, 2000-03	107
14. Joe Jurevicius, 1994-97	94
15. Freddie Scott, 1993-95	93
16. Chafie Fields, 1996-99	88
Tony Hunt, 2003-06	88
Chris Godwin, 2014-pres.	88

## RECEPTIONS, SEASON

1. Allen Robinson, 2013	97
2. DaeSean Hamilton, 2014	82
3. Allen Robinson, 2012	77
4. O.J. McDuffie, 1992	63
Bobby Engram, 1995	63
Chris Godwin, 2015	63
7. Terry Smith, 1991	55
Derrick Williams, 2007	55
Geno Lewis, 2014	55

## SACKS, CAREER

1. Courtney Brown, 1996-99	33.0
2. Larry Kubin, 1977-80	30.0
3. Michael Haynes, 1999-2002	25.5
4. Tyoka Jackson, 1990-93	24.5
5. Matt Millen, 1976-79	22.0
6. Todd Atkins, 1992-95	21.0
7. Rich McKenzie, 1989-92	20.0
8. Bruce Clark, 1976-79	19.0
LaVar Arrington, 1997-99	19.0
Jay Alford, 2003-06	19.0
Anthony Zettel, 2012-pres.	19.0
12. Don Graham, 1983-86	18.0
Bob White, 1983-86	18.0
14. Carl Nassib, 2012-pres.	17.5
15. Justin Kurpeikis, 1997-2000	17.0
Maurice Evans, 2006-08	17.0

## SACKS, SEASON

1. Carl Nassib, 2015	15.5
2. Larry Kubin, 1979	15.0
Michael Haynes, 2002	15.0

## TACKLE FOR LOSS, CAREER

1. Courtney Brown, 1996-99	70
2. Brandon Short, 1996-99	51
3. Larry Kubin, 1977-80	45
4. Bruce Clark, 1976-79	43
Justin Kurpeikis, 1997-2000	43
6. Michael Haynes, 1999-2002	42
7. Shane Conlan, 1983-86	41
8. LaVar Arrington, 1997-99	39
Jimmy Kennedy, 1999-2002	39
10. Anthony Zettel, 2012-pres.	37
Matt Millen, 1976-79	36
Tamba Hali, 2002-05	36

PENN STATE 10

## GAME 1



vs.



27 TEMPLE

LINCOLN FINANCIAL FIELD  
ESPNSEPT. 5, 2015  
ATTN: 69,174

## SCORING SUMMARY

	1	2	3	4	OT	F
PSU	10	0	0	0	-	10
TU	0	7	10	10	-	27

1st	10:47	PSU	Joey Julius 34 yd field goal	8-53/1:53/3-0
	06:34	PSU	Akeel Lynch 42 yd run (Julius kick)	6-75/2:41/10-0
2nd	2:25	TEM	Jahad Thomas 1 yd run (Jones kick)	12-93/6:40/10-7
3rd	6:23	TEM	Austin Jones 40 yd field goal	7-57/3:35/10-10
	1:00	TEM	P.J. Walker 1 yd run (Jones kick)	1-2/0:10/10-17
4th	11:14	TEM	Jahad Thomas 24 yd run (Jones kick)	5-49/2:47/10-24
	05:41	TEM	Austin Jones 30 yd field goal	6-25/3:36/10-27

## TEAM STATS

	PSU	TU
First Downs	9	15
Rushing Yards	77	149
Passing Yards	103	168
Passing (C-A-Int)	11-25-1	16-21-0
Total Offense	180	317
Plays	52	64
Fumbles (#-Lost)	1-0	1-1
Penalties (#-Yards)	6-39	5-35
Possession Time	23:45	36:15
3rd-Down Conv.	2-13	7-17
Red-Zone	1-1	3-4
Touchdowns	0-1	2-4
Field goals	1-1	1-4

## OTHER

Time of Game	3:20
Penn State	0-1, 0-0 Big Ten
Temple	1-0, 0-0 AAC

## GAME RECAPS

**PHILADELPHIA** – Penn State raced out to a 10-0 lead early, but Temple responded with 27 points over the final three quarters to win the season-opener, 27-10, Saturday afternoon in Lincoln Financial Field.

True freshman wide receiver Brandon Polk started, and on Penn State's first play from scrimmage, ran 33 yards. It help set up a field goal, and running back Akeel Lynch broke off a 42-yard touchdown run on Penn State's next possession for a quick 10-0 lead. Temple would not yield another score though, forcing six straight punts after Lynch's score.

On the seventh possession since the score, with the game tied at 10-10 in the third quarter, quarterback Christian Hackenberg was intercepted in the end zone, and the return set up the Owls' go-ahead score from the two. Quarterback P.J. Walker, who completed 15-of-20 pass attempts for 143 yards, rushed it in himself.

Temple running back Jahad Thomas rushed 29 times for 135 yards and rushed for two touchdowns.

Sophomore wide receiver Chris Godwin caught five passes for 81 yards for Penn State to lead all receivers.

On defense, senior defensive end Carl Nassib made a career-high 10 tackles. He recorded his second career solo sack, good for a 12 yard loss, in the second quarter. His 2.5 tackles for loss were also a career-best. Senior cornerback Trevor Williams tied his career-high with six tackles, matching his six stops vs. UCF on September 14, 2013. His 2.0 TFL surpassed his career total entering the game (1.5 TFL). Junior linebacker Brandon Bell forced his second career fumble in the second quarter, and his 2.5 tackles for loss are a career-high, surpassing his 2.0 TFLs at Indiana on Nov. 8, 2014.

The loss to Temple snapped a 39-game undefeated streak for Penn State in the series that dated 74 years.

## GAME NOTES

- Penn State is now 39-4-1 all-time vs. Temple, with a 12-4 mark in games played at Temple.
- Penn State's record in season openers is now 106-21-2.
- Penn State opened the season away from Beaver Stadium for the third consecutive season, marking the first time since 1971-73. The Nittany Lions open the 2016 season at home.
- The Nittany Lions had seven first time starters at Temple; three on offense, three on defense and one on special teams.
- First time offensive starters: OT Paris Palmer, WR Brandon Polk, TE Brent Wilkerson.
- First time defensive starters: DE Carl Nassib, CB John

## INDIVIDUAL STATISTICS

## RUSHING

Penn State - Penn State-Lynch, Akeel 10-78; Polk, Brandon 2-50; Allen, Mark 2-7; Barkley, Saquon 1-1; Thompkins, DeAndre 1-0; Hackenberg, Christian 11-minus 59.

Temple - THOMAS, Jahad 29-135; WALKER, P.J. 7-11; ARMSTEAD, R. 4-8; GARDNER, Jager 2-minus 2; BENJAMIN, Samuel 1-minus 3.

## PASSING

Penn State - Hackenberg, Christian 11-25-1-103  
Temple - WALKER, P.J. 15-20-0-143; CHRISTOPHER, J. 1-1-0-25

Reid, DE Garrett Sickels.

- First time special teams starters: PK Joey Julius.
- Ten redshirt freshmen made their debuts at Temple: RB Mark Allen, DE Torrence Brown, LB Koa Farmer, PK Joey Julius, CB Amani Oruwariye, LB Troy Reeder, RB Nick Scott, WR DeAndre Thompkins, DT Antoine White, OT Chasz Wright.
- Five true freshmen made their debuts: RB Saquon Barkley, LB Manny Bowen, LB Jake Cooper, WR Brandon Polk, CB John Reid.
- Penn State offensive starters: Sr. - 1, Jr. - 5, So. - 4, Fr. - 1
- True freshman WR Brandon Polk started and on Penn State's first play from scrimmage ran 33 yards.
- Sophomore wide receiver Chris Godwin caught five passes for 81 yards and now has at least one catch in 13 of 14 career games.
- Godwin's five catches give him two career games with five-or-more grabs, joining his seven-catch night vs. Boston College in the New Era PinStripe Bowl.
- Penn State defensive starters: Sr. - 4, Jr. - 3, So. - 3, Fr. - 1
- Senior defensive end Carl Nassib made a career-high 10 tackles at Temple. His previous high was 4 stops on October 5, 2013 at Indiana.
- Nassib recorded his second career solo sack, good for a 12 yard loss, in the second quarter.
- Nassib's 2.5 tackles for loss are also a career-best.
- Senior cornerback Trevor Williams tied his career-high with six tackles, matching his six stops vs. UCF on September 14, 2013.
- Williams' 2.0 TFL surpassed his career total entering the game (1.5 TFL).
- Junior linebacker Brandon Bell forced his second career fumble in the second quarter. His first forced fumble came vs. Nebraska on November 11, 2013
- Bell's 2.5 tackles for loss are a career-high, surpassing his 2.0 TFLs at Indiana on Nov. 8, 2014.
- Redshirt freshman defensive end Torrence Brown recovered his first career fumble in the second quarter.
- Junior defensive end Garrett Sickels made a career-best four tackles, surpassing his three-stop effort vs. Maryland on Nov. 1, 2014.
- Redshirt freshman Mark Allen's four punt returns are the most by a single Penn State player since Justin Brown returned five punts on Oct. 29, 2011 vs. Illinois.
- The nine returns vs. Temple (5 KO, 4 P) were the most in a single game since returning nine vs. Houston on January 2, 2012 in the TicketCity Bowl.

## RECEIVING

Penn State - Godwin, Chris 5-81; Lewis, Geno 2-15; Lynch, Akeel 2-2; Hamilton, DaeSean 1-5; Polk, Brandon 1-0.

Temple - ANDERSON, Robby 5-20; BRYANT, Ventell 2-41; PATTON, Kip 2-29; JENNINGS, Adonis 2-16; WALKER, P.J. 1-25; DELOATCH, Romond 1-19; CHRISTOPHER, J. 1-13; ARMSTEAD, R. 1-3; THOMPSON, Colin 1-2.

## TOP TACKLERS (T-UA-A)

Penn State - Nassib, Carl 10-4-6; Bell, Brandon 7-4-3; Cabinda, Jason 7-3-4; Williams, Trevor 6-4-2; Johnson, Austin 6-1-5; Zettel, Anthony 5-3-2; Reid, John 5-2-3  
Temple - MATAKEVICH, T. 7-4-3; YOUNG, Tavon 6-5-1; SMITH, Nate D. 5-4-1; ALWAN, Jarred 5-1-4



@PennStateFBall



PSUFBall

2015

PSUrvaled.com

GoPSUsports.com



**GAME 2**

**BUFFALO 14** vs. **27 PENN STATE**

BEAVER STADIUM | SEPT. 12, 2015  
ESPN2 | ATTN: 93,065



**GAME RECAPS**

**UNIVERSITY PARK, Pa.** - Penn State scored on three consecutive drives starting late in the third quarter en route to a 27-14 victory over Buffalo in the home opener on a rainy afternoon in Beaver Stadium.

Buffalo pulled within three points, 10-7 with a touchdown late in the third quarter, but a Penn State field goal before the end of the third quarter and a pair of touchdowns on the next two drives to start the fourth put the game out of reach.

Carl Nassib once again led the defense for Penn State, hauling in an interception that led to a field goal, posting three sacks and forcing two fumbles. The Nittany Lion defense held Buffalo to 274 yards (69 rushing, 205 passing) of total offense. It was the fewest rushing yards allowed since yielding 68 again Illinois last season.

On the other side of the ball, Penn State totaled 200 yards rushing, led by true freshman running back Saquon Barkley, who totaled 115 yards on 12 attempts with a touchdown. He is the first PSU true freshman to rush for more than 100 yards in a game since Silas Redd had 131 yards on 11 carries and scored one touchdown against Northwestern in 2010. Barkley broke off back-to-back runs totaling 50 yards to start Penn State's first possession of the fourth quarter, which led to a touchdown and 20-7 Penn State lead. He also found the end zone with 9:02 remaining in the contest from nine yards out for a 27-7 lead.

Another true freshman, Brandon Polk, totaled 45 yards on three carries, scampering 22 yards for a touchdown for the Lions' first score of the game, and adding another to setup a short field goal attempt late in the third quarter. It marked the first time since 2005 that Penn State had two true freshmen score a touchdown in the same game.

Christian Hackenberg finished with one touchdown and 127 yards passing, completing 14-of-27 attempts in wet conditions. He connected on a 38-yard pass play to Chris Godwin who led the receiving corps with five receptions for 75 yards, to setup Barkley's fourth quarter score. DaeSean Hamilton hauled in a 5-yard touchdown reception on the drive keyed by Barkley's big runs and totaled three catches for 15 yards.

The offense was strongest in the second half, totaling 202 yards, and did not yield a sack in the game for the first time since 2013 in a win over Wisconsin. The Lions did not turn the ball over either for the first time since last season's tilt against UMass.

Contributing on defense in addition to Nassib were Austin Johnson and Troy Reeder. Johnson posted a career-high nine tackles, including 2.5 for loss and 1.5 sacks. Reeder also surpassed a career high with seven tackles in his first career start.

The Nittany Lion special teams contributed, as well, returning both a punt return and kick return for at least 58 yards in the same game for the first time since 2007, when they accomplished the feat against Notre Dame.

Buffalo quarterback Joe Licata completed 24-of-35 pass attempts for 205 yards and two touchdowns, but was sacked six times for 47 yards and picked off once. Ron Willoughby was his top target with eight catches for a touchdown, and Marcus McGill caught four passes for 45 yards and a touchdown. Anthonie Taylor added 93 yards on the ground with 18 carries.

The game had an electrifying start as Penn State's Nick Scott returned the opening kickoff 58 yards to the Buffalo 42. It was the longest for Penn State since Chaz Powell had a 92-yard return against Purdue in 2011.

A 22-yard touchdown run on a sweep to Polk was the game's first score and gave Penn State a 7-0 lead with 6:57 remaining in the first half. A 58-yard punt return by DeAndre Thompkins, on which he was barely tripped up by UB punter Tyler Grassman on a diving play, setup the two-play scoring drive at Buffalo's 24. It was the longest punt return by a Nittany Lion since Derrick Williams' 63-yard punt return for a touchdown at Wisconsin in 2008.

With Buffalo on its own 33 on the ensuing possession, Anthony Zettel burst through the UB line and tipped a Licata pass, and Nassib was able to haul it in with one hand for the interception, which he returned 10 yards to the UB 12. Joey Julius converted a 22-yard field goal to cap the drive with 3:58 left in the half.

After the halftime break, Willoughby capped a 11-play, 78-yard drive with a 14-yard touchdown reception to cut Penn State's lead to three.

Penn State converted a field goal on its next possession, and then after a UB three-and-out, Barkley broke free on the first PSU play for 33 yards to the Buffalo 29, and then ran down the middle and leapt over a safety before being brought down after a 17-yard gain. Hackenberg threw for seven yards to Godwin and connected with Hamilton on a 5-yard touchdown reception for a 20-7 lead with 12:04 remaining in the game.

Another three-and-out led to Penn State's final scoring drive, as the Lions drove 74 yards on just six plays, a 15-yard pass interference penalty and a 38-yard connection between Hackenberg and Godwin led to Barkley's 9-yard touchdown run.

Buffalo drove 82 yards on 13 plays to reach the end zone on a 10-yard reception by McGill with 4:38 remaining, but two sack-fumbles by Nassib helped prevent UB from mustering another scoring drive.

**SCORING SUMMARY**

	1	2	3	4	OT	F
<b>UB</b>	0	0	7	7	-	<b>14</b>
<b>PSU</b>	0	10	3	14	-	<b>27</b>

2nd	6:57	PSU	2-24/0:37/0-7
		Brandon Polk 22 yd run (Julius kick)	
	3:38	PSU	4-7/1:54/0-10
		Joey Julius 22 yd field goal	
3rd	5:33	UB	11-78/4:48/7-10
		Ron Willoughby 14 yd pass from Licata (Mitcheson Kick)	
	0:20	PSU	12-51/5:07/7-13
		P.J. Walker 1 yd run (Jones kick)	
4th	12:04	PSU	4-62/1:25/7-20
		DaeSean Hamilton 5 yd pass from Hackenberg (Julius kick)	
	09:02	PSU	6-74/1:54/7-27
		Saquon Barkley 9 yd run	
	4:38	UB	13-82/4:18/14-27
		Marcus McGill 10 yd pass from Licata	

**TEAM STATS**

	UB	PSU
First Downs	15	15
Rushing Yards	69	200
Passing Yards	205	128
Passing (C-A-Int)	24-35-1	14-27-0
Total Offense	274	328
Plays	68	66
Fumbles (#-Lost)	2-0	0-0
Penalties (#-Yards)	14-107	7-65
Possession Time	30:26	29:34
3rd-Down Conv.	5-16	6-15
Red-Zone	2-2	4-5
Touchdowns	2	2
Field goals	0	2

**OTHER**

Time of Game	3:35
Buffalo	1-1, 0-0 MAC
Penn State	1-1, 0-0 Big Ten

**INDIVIDUAL STATISTICS**

**RUSHING**

Buffalo-Taylor, Anthonie 18-93; Johnson, Jordan 9-23; Licata, Joe 6-minus 47.
Penn State-Barkley, Saquon 12-115; Lynch, Akeel 19-46; Polk, Brandon 3-45; Hackenberg, Christian 2-4; Allen, Mark 1-2; TEAM 2-minus 12.

**PASSING**

Buffalo-Licata, Joe 24-35-1-205.
Penn State-Hackenberg, Christian 14-27-0-128

**RECEIVING**

Buffalo-Willoughby, Ron 8-80; McGill, Marcus 4-45; Lisa, Collin 3-21; Schreck, Mason 2-18; Robinson, Malco 2-12; Taylor, Anthonie 2-7; Martinez, Jacob 1-17; Johnson, Jordan 1-3; Weiser, Matt 1-2.
Penn State-Godwin, Chris 5-75; Hamilton, DaeSean 3-15; Gesicki, Mike 3-14; Carter, Kyle 2-13; Lewis, Geno 1-11.

**TOP TACKLERS (T-UA-A)**

Buffalo-Baker, Marqus 7-5-2; Alozie, Okezie 7-3-4; Williamson, Rya 7-3-4; Berry, Brandon 6-4-2; Gilbo, Nick 6-4-2; Ross, Boise 5-2-3;
Penn State-Johnson, Austin 9-4-5; Reeder, Troy 7-5-2; Allen, Marcus 6-3-3; Cabinda, Jason 6-2-4; Williams, Trevor 5-5-0; Nassib, Carl 5-4-1; Lucas, Jordan 5-3-2; Zettel, Anthony 5-2-3.

**GAME 3**

**RUTGERS 3** **vs.** **28 PENN STATE**

BEAVER STADIUM | SEPT. 19, 2015  
BTN | ATTN: 103,323



**GAME RECAPS**

**UNIVERSITY PARK, Pa.** - Saquon Barkley rushed for 195 yards and two touchdowns to lead Penn State past Rutgers, 28-3, in the Big Ten opener on a rainy night in Beaver Stadium. The Nittany Lions took command of the game in the second quarter with three touchdowns in front a "Stripe Out" crowd of 103,323.

Penn State led Rutgers 21-0 at halftime and did not allow the Scarlet Knights to reach the red zone until doing so once in the fourth quarter, yielding a field goal. The three points allowed was the fewest for the Nittany Lions since 2011 against Iowa.

The Nittany Lion ground game keyed the offense totaling 330 of 471 total offensive yards, with 174 coming in the first half. It was the most yards gained on the ground for the Lions since 2009 when they totaled 338 and the first time they broke the 200-yard mark in consecutive games since the same year.

Barkley posted his second consecutive game of more than 100 yards, finding the end zone twice and totaling his season-high 195 yards on 21 carries, the most yards for a PSU true freshman rusher since 1998 and the most for any PSU rusher since Bill Belton totaled 201 in 2013. Barkley was particularly strong in the second half, totaling 140 yards and a touchdown on 11 rushes.

Fellow running back Akeel Lynch also broke 100 yards, totaling 120 on 10 carries, with nine carries and 115 yards coming in the first half, including a career-best 75-yard touchdown run. It was the first time Penn State had two 100-yard rushers in a game since Lynch and Belton accomplished the feat in 2013.

The Nittany Lion defense forced Rutgers to punt on its first five possessions before Grant Haley hauled in an interception on the sixth and final RU drive of the first half.

John Reid hauled in his first interception and recovered a late fumble, as the Lions pulled in a season-high three turnovers. The Blue and White continued to penetrate the backfield as well, totaling 9.0 tackles for loss and 5.0 sacks. Defensive tackle Austin Johnson led the team with 2.0 backfield stops, including a sack. Carl Nassib continued his strong start, tallying his team-best fifth sack as part of 1.5 backfield tackles. Safety Marcus Allen led the team with 11 tackles, including seven solo stops.

Christian Hackenberg completed 10-of-19 passes with one interception for 141 yards, and was not sacked for a second consecutive game. His top target was DaeSean Hamilton who totaled 81 yards on four catches in the first half, and finished with five for 86 yards. Chris Godwin also caught four passes, totaling 49 yards.

Rutgers quarterback Chris Laviano completed 27 of 42 passing attempts for 251 yards with two interceptions.

Josh Hicks led the ground game with 49 yards, but the Scarlet Knights only totaled 43 for the game, the fewest Penn State had allowed since holding Maryland to 33 last season. Carlton Agudosi led 10 Rutgers pass catchers with six receptions for 80 yards.

After playing the field position game on its first two drives of the game, pinning Rutgers on its own 2- and 10-yard lines, respectively, with punts from Chris Gulla, the Penn State offense found the end zone on its third possession, driving 80 yards on 12 plays in a season-long six minutes, two seconds. Hackenberg found Godwin along the right sideline for a 30-yard gain on the first play, and then the Nittany Lions pounded the ball into the red zone with eight consecutive running plays. On 3rd-and-3 from the 17, Hackenberg found Hamilton for a 13-yard gain to the 4-yard line, setting up an end-around to redshirt freshman wide receiver DeAndre Thompkins from two yards out for his first career touchdown with 12:10 remaining in the second quarter.

The Lions went three-and-out on their next possession, but scored on their next two.

Starting at the Penn State 10, the Lions drove 90 yards on eight plays for their longest drive of the season. Hackenberg found Hamilton with a short pass in the middle of the field that Hamilton was able to turn into a 48-yard gain to the Rutgers' 42. The Nittany Lions then handed off to Barkley on six of the next seven plays, and he capped the drive with a 15-yard touchdown run with 2:06 remaining in the half.

After another Rutgers' punt, Penn State took over on its own 25 with 1:14 on the clock. Lynch broke through a hole in the middle and ran 75 yards to the end zone.

Rutgers assembled the longest drive of the scoreless third quarter, advancing 54 yards on seven plays before Reid ended it with his first career interception.

Rutgers reached the red zone for the first time with just under 12 minutes remaining in the fourth quarter, capping a 16-play, 71-yard drive with a 34-yard field goal. The drive took 7:13.

A 40-yard rush by Barkley keyed Penn State's ensuing drive, but a Hackenberg pass from the Rutgers' 28 was intercepted by Anthony Cioffi at the 1-yard line with 7:57 remaining.

Rutgers reached midfield on their first two plays, but three consecutive sacks by Nassib, Jordan Lucas and Johnson, respectively, moved Rutgers back to its own 21.

Barkley responded on the ensuing possession, breaking off a 54-yard run to the Rutgers' 16 on the first play, and rushing into the end zone on the next for the final margin.

**SCORING SUMMARY**

	1	2	3	4	OT	F
<b>RU</b>	0	0	3	0	-	<b>3</b>
<b>PSU</b>	0	21	0	7	-	<b>28</b>

2nd	12:10	PSU	12-80/6:02/0-7
		DeAndre Thompkins 2 yd run (Julius kick)	
	2:06	PSU	8-90/3:27/0-14
		Saquon Barkley 15 yd run (Julius kick)	
	1:04	PSU	1-75/0:10/0-21
		Akeel Lynch 75 yd run (Julius kick)	
4th	10:35	RU	16-71/7:13/3-21
		Kyle Federico 34 yd field goal	
	4:21	PSU	2-70/0:40/3-28
		Saquon Barkley 16 yd run (Julius kick)	

**TEAM STATS**

	RU	PSU
First Downs	20	17
Rushing Yards	43	330
Passing Yards	251	141
Passing (C-A-Int)	27-42-2	10-19-1
Total Offense	294	471
Plays	74	60
Fumbles (#-Lost)	3-1	0-0
Penalties (#-Yards)	8-29	8-80
Possession Time	32:39	27:21
3rd-Down Conv.	5-15	4-12
Red-Zone	1-1	3-4
Touchdowns	0	4
Field goals	1	0

**OTHER**

Time of Game	3:18
Rutgers	1-2, 0-1 Big Ten
Penn State	2-1, 1-0 Big Ten

**INDIVIDUAL STATISTICS**

**RUSHING**

Rutgers-Hicks, Josh 7-49; Martin, Robert 5-20; James, Paul 10-7; Goodwin, Justin 1-4; Laviano, Chris 9-minus 37.

Penn State-Barkley, Saquon 21-195; Lynch, Akeel 10-120; Polk, Brandon 1-6; Scott, Nick 1-5; Hackenberg, Christian 2-3; TEAM 1-1; Thompkins, DeAndre 2-1; Allen, Mark 3-minus 1

**PASSING**

Rutgers-Laviano, Chris 27-42-2-251

Penn State-Hackenberg, Christian 10-19-1-141

**RECEIVING**

Rutgers-Agudosi, C. 6-80; Grant, Janarion 4-22; Flanagan, Matt 3-26; Scarff, Charles 3-16; Patton, Andre 2-42; Hicks, Josh 2-21; Goodwin, Justin 2-16; Tsimis, John 2-10; Arcidiacono, N. 2-7; James, Paul 1-11.

Penn State-Hamilton, DaeSean 5-86; Godwin, Chris 4-49; Gesicki, Mike 1-6.

**TOP TACKLERS (T-UA-A)**

Rutgers-Gause, Quentin 8-5-3; Lewis, Kaiwan 8-4-4; Longa, Steve 8-4-4; Jacobs, Davon 7-6-1; Cioffi, Anthony 6-5-1; Pinnix-Odrick 5-4-1; Wharton, Isaiah 4-2-2; Lambert, Q. 3-2-1.

Penn State-Johnson, Austin 9-4-5; Reeder, Troy 7-5-2; Allen, Marcus 6-3-3; Cabinda, Jason 6-2-4; Williams, Trevor 5-5-0; Nassib, Carl 5-4-1; Lucas, Jordan 5-3-2; Zettel, Anthony 5-2-3.



**GAME 4**

**SAN DIEGO STATE 21** vs. **37 PENN STATE**

BEAVER STADIUM | SEPT. 26, 2015  
BTN | ATTN: 95,107



**GAME RECAPS**

**UNIVERSITY PARK, Pa.** - Penn State scored three touchdowns off three San Diego State fumbles en route to a 37-24 victory in non-conference action in Beaver Stadium. Quarterback Christian Hackenberg completed 21-of-35 pass attempts for 296 yards and three touchdowns, while defensive tackle Austin Johnson returned a fumble 71 yards for a touchdown to put the game out of reach in the fourth quarter.

The game turned in Penn State's favor late in the first half when San Diego State muffed a punt and fumbled in Nittany Lion territory in the final 2:33. The Aztecs led 14-13 but the turnovers allowed Penn State to take a 27-14 lead into the locker room after Hackenberg capped both resulting drives with touchdown passes.

Chris Godwin and DaeSean Hamilton led the Lions with five receptions each, with Godwin totaling 78 yards and a touchdown. Godwin also recovered the muffed punt late in the second quarter. Saeed Blacknall led in yardage, totaling a career-high 101 yards on four receptions, including career-long receptions of 45 and 46 yards. Running backs Saquon Barkley and Mark Allen both factored in the passing game, each notching their first receiving touchdowns.

Barkley led the team on the ground with 62 yards on eight carries, all in the first quarter and early second quarter.

Penn State was strong defensively, yielding only two drives longer than 36 yards, and 242 total yards. The Nittany Lions' 141 passing yards allowed were their fewest against an FBS non-conference opponent since holding Kent State to 134 in 2013. SDSU's first touchdown came on a 100-yard kickoff return by Rashaad Penny, and its last came after getting the ball on the Penn State 21-yard line after a Nittany Lion muffed punt early in the third quarter. Not including special teams scores, the Nittany Lion defense has not allowed more than seven points in the first half of 10 consecutive games.

Defensive tackle Anthony Zettel led the unit with a career-high seven tackles, including a team-best 2.5 for loss and a half sack. He also recovered a fumble that led to a touchdown and broke up one pass. Defensive end Carl Nassib had 2.0 of the team's five sacks, including the sack-forced fumble that led to Johnson's touchdown run. Defensive end Garrett Sickels forced the fumble that Zettel recovered and recorded a half sack and pass breakup in addition to three tackles.

Penny led SDSU with 192 all-purpose yards, including the 100-yard kickoff return and a 55-yard rush that keyed a touchdown drive. Donnel Pumphrey rushed for 56 yards and a touchdown on 18 carries and caught four passes for 51 yards. Quarterback Maxwell Smith completed 10-of-29 passes for 141 yards and a touchdown, targeting Mikah

Holder for 78 yards and a touchdown.

SDSU's fumbles before halftime allowed Penn State to score two touchdowns in the final 1:03 before the break.

Lloyd Mills muffed a 44-yard punt from Penn State's Chris Gulla at the SDSU 27. The Nittany Lions found the end zone in four plays, as Allen capped the short drive with a 13-yard touchdown reception with 1:03 remaining in the half. Allen pulled in the short pass near the line of scrimmage and leapt into the end zone as he was tripped up. He was originally marked down at the two, but the spot was overturned upon video review.

After the ensuing kickoff, SDSU took over on its own 25-yard line, but Sickels stripped Pumphrey of the ball on the first play from scrimmage, and Zettel pounced on it, giving the Lions the ball back on the 23 with 55 seconds remaining in the half.

After a sack, Hackenberg led the Lions to the 11, completing an 8-yard pass to Kyle Carter and a 7-yard pass to Hamilton on 3rd-and-5. Hackenberg then converted another third down after a pair of incompletions, finding Godwin in the middle of the field for an 11-yard touchdown with 17 seconds left before the break.

Hackenberg completed 16-of-24 pass attempts in the half for 234 yards and three touchdowns. Blacknall caught three of the passes for 98 yards. The Nittany Lions outgained SDSU in total offense 297-81 yards.

San Diego State threatened in the second half, taking advantage of a muffed punt for a six-play, 21-yard touchdown drive. Pumphrey capped the drive with a 1-yard touchdown run. Late in the third quarter when SDSU began to drive on offense again. Starting at their own 18, a 31-yard pass from Smith to Holder moved the Aztecs to the PSU 24. The drive came to an abrupt end though when Nassib forced Smith to fumble on the next play, planting his helmet on the quarterback's arm just before it could come forward. The 6-4, 323-pound Johnson scooped up the resulting fumble and rumbled 71-yards to the end zone for a 34-21 lead with 13:44 remaining.

Joey Julius would convert his third field goal of the game with 9:52 remaining for the final margin. A 32-yard pass from running back Nick Scott to Godwin moved the Lions into range at the SDSU 13.

**SCORING SUMMARY**

	1	2	3	4	OT	F
<b>SDSU</b>	7	7	7	0	-	<b>21</b>
<b>PSU</b>	10	17	0	10	-	<b>37</b>

1st	4:20	PSU	7-66/3:42/0-7
		Saquon Barkley 22 yd pass from Hackenberg (Julius kick)	
	4:08	SDSU	7-7
		Rashaad Penny 100 yd kickoff return (Hageman kick)	
	0:43	PSU	7-53/3:18/7-10
		Joey Julius 40 yd field goal	
2nd	11:59	PSU	7-72/2:49/7-13
		Joey Julius 24 yd field goal	
	10:23	SDSU	3-75/1:36/14-13
		Mikah Holder 19 yd pass from Smith (Hageman kick)	
	1:03	PSU	4-27/1:30/14-20
		Mark Allen 13 yd pass from Hackenberg (Julius kick)	
	0:17	PSU	6-23/0:38/14-27
		Chris Godwin 11 yd pass from Hackenberg (Julius kick)	
3rd	8:11	SDSU	6-21/3:12/21-27
		Donnel Pumphrey 1 yd run (Hageman kick)	
4th	13:44	PSU	21-34
		Austin Johnson 71 yd fumble recovery (Julius kick)	
	9:52	PSU	8-52/2:51/21-37
		Joey Julius 26 yd field goal	

**TEAM STATS**

	SDSU	PSU
First Downs	13	19
Rushing Yards	101	72
Passing Yards	141	328
Passing (C-A-Int)	10-29-0	22-36-0
Total Offense	242	400
Plays	63	70
Fumbles (#-Lost)	4-3	2-1
Penalties (#-Yards)	4-32	5-37
Possession Time	25:26	34:34
3rd-Down Conv.	5-17	4-15
Red-Zone	2-2	5-5
Touchdowns	2	2
Field goals	0	3

**OTHER**

Time of Game	3:27
SDSU	1-3, 0-0 MWC
Penn State	3-1, 1-0 Big Ten

**INDIVIDUAL STATISTICS**

**RUSHING**

San Diego State-Pumphrey, Donnel 18-56; Penny, Rashaad 1-55; Price, Chase 4-24; TEAM 3-minus 5; SMITH, Maxwell 8-minus 29  
Penn State-Barkley, Saquon 8-62; Lynch, Akeel 10-18; Scott, Nick 6-9; Allen, Mark 5-5; Polk, Brandon 1-1; Hackenberg, Christian 3-minus 6; TEAM 1-minus 17.

**PASSING**

San Diego State-Smith, Maxwell 10-29-0-141  
Penn State-Hackenberg, Christian 21-35-0-296; Scott, Nick 1-1-0-32.

**RECEIVING**

San Diego State-Holder, Mikah 4-78; Pumphrey, Donnel 4-51; Price, Chase 1-10; Mills, Lloyd 1-2.  
Penn State-Godwin, Chris 5-78; Hamilton, DaeSean 5-40; Blacknall, Saeed 4-101; Carter, Kyle 3-47; Allen, Mark 2-29; Gesicki, Mike 2-11; Barkley, Saquon 1-22.

**TOP TACKLERS (T-UA-A)**

San Diego State-Fely, Jake 10-5-5; Kazee, Damontae 8-6-2; Kelly, Kameron 8-6-2; Smith, Malik 7-3-4; Whittaker, J.J. 6-4-2; Munson, Calvin 5-2-3  
Penn State-Zettel, Anthony 7-3-4; Reeder, Troy 6-2-4; Bell, Brandon 4-3-1; Cabinda, Jason 4-0-4; Apke, Troy 3-3-0; Haley, Grant 3-3-0; Golden, Malik 3-1-2; Sickels, Garrett 3-1-2; White, Antoine 3-1-2



**GAME 5**

**ARMY WEST POINT** 14

vs.

20 **PENN STATE**

BEAVER STADIUM  
ESPNU

OCT. 3, 2015  
ATTN: 107,387



**GAME RECAPS**

**UNIVERSITY PARK, Pa.** - Linebacker Jason Cabinda made a career-high 14 tackles and forced a fumble, as Penn State's defense led the Nittany Lions to a 20-14 victory over Army West Point on a rainy afternoon in Beaver Stadium. The unit recovered three fumbles for a second consecutive game and Cabinda also secured the victory with a sack on fourth-and-5 in Penn State territory in the game's final two minutes.

It was Penn State's fourth consecutive victory in its fourth consecutive home game, giving the Nittany Lions their best home start since 2008. The Lions led the game from their second offensive possession until the end.

Penn State running back Nick Scott totaled 54 yards on the ground on 12 attempts and gave the Lions the early lead with an 11-yard touchdown run for his first career score. He also caught one pass for 22 yards.

Quarterback Christian Hackenberg completed 10-of-19 passing attempts, for 156 yards. Ninety-one yards came on what proved to be the game-deciding scoring drive late in the third quarter, as he marched the Lions down the field on just three plays, connecting with wide receiver Chris Godwin on a 49-yard pass and finding tight end Mike Gesicki for a 33-yard touchdown reception. It was Hackenberg's 37th career touchdown pass to tie Chuck Fusina for seventh all-time at Penn State.

Godwin finished with 66 yards and four catches, while Gesicki's touchdown was the first of his career which fittingly came on his birthday.

Quarterback A.J. Schurr led the Army's triple-option offense, running 24 times for 74 yards and both of the team's touchdowns, including a 56-yard touchdown run. He completed his lone pass attempt for 32 yards, leading to his first touchdown in the third quarter. Dropping back to pass only a handful of times, Schurr was sacked three times, twice by Cabinda and once by Carl Nassib, who entered the game leading the country in the category and has recorded a sack in each game this season.

Army's single completion matches the lowest total of the year, and its one attempt is also the lowest thus far this year. Nine different Black Knights carried the ball, totaling 261 yards.

The wet conditions made handling the ball difficult for both teams. It made the passing game difficult for the Lions, while Army fumbled seven times with only two being forced, by Cabinda and Anthony Zettel, respectively. Manny Bowen, Von Walker and Garret Sickels each recovered fumbles. Penn State's six fumble recoveries in consecutive games (3 vs. San Diego State and 3 vs. Army) are its most since having six at Virginia (3) and vs. Navy (3) in 2012.

Penn State received the opening kickoff and went three-

and-out, but received the ball back immediately when Army fumbled the snap on their very first play and Sickels recovered it at the Army 42. The Nittany Lions were then able to drive to the end zone on eight plays. Hackenberg converted a fourth-and-4 with a 12-yard pass to DaeSean Hamilton to the Army 11 to keep the drive alive. Scott then rushed across the goal line on the next play for the touchdown.

Army was unable to cross midfield until early in the second quarter, when an 11-yard gain by Drue Harris placed the Black Knights at the Penn State 43. Jordan Asberry fumbled on the next play though and Walker recovered it.

Another fumble on Army's next drive set up a Penn State field goal drive starting at the Army 41. A career-long 19-yard rush by Hackenberg keyed the drive, and placekicker Joey Julius converted from 37 yards with just 25 seconds remaining in the half for a 10-0 advantage.

The Nittany Lions added a field goal on their first drive of the third quarter, as Julius connected from 27 yards for a 13-0 lead.

Penn State held Army to just 77 yards of offense in the first half, but was able to make progress in the second half. Army responded on its ensuing possession with an eight-play, 76-yard touchdown drive, as Schurr completed a 32-yard pass to Edgar Poe to move the Black Knights to the Penn State 12. Schurr then rushed himself the next three plays, finding the end zone from three yards out.

Both teams then traded punts, resulting in Penn State taking over at its own 9-yard line with 1:13 remaining in the third quarter, but Hackenberg was able to engineer a three-play, 91-yard touchdown drive. Hackenberg found Kyle Carter for a quick 9-yard gain, but then connected with Godwin on a 49-yard pass down the middle, and the capped the drive with a 33-yard touchdown pass to Gesicki at the conclusion of the quarter for a 20-7 lead.

However, Schurr broke free for a 56-yard touchdown run on Army's next possession to cut the deficit to six points again with 11:04 remaining in the fourth quarter.

Penn State was only able to get one first down after the kickoff and was forced to punt, giving the Black Knights the ball at their own 15 after a holding penalty during the return. The Nittany Lion defense only yielded 42 yards on nine plays in more than six minutes before Cabinda dropped Schurr for a 10-yard loss on fourth-and-5 with 1:21 remaining.

SCORING SUMMARY						
	1	2	3	4	OT	F
<b>ARMY</b>	0	0	7	7	-	<b>14</b>
<b>PSU</b>	7	3	10	0	-	<b>20</b>

1st	9:57	PSU	8-42/3:29/0-7	
			Nick Scott 11 yd run (Julius kick)	
2nd	0:25	PSU	7-21/3:17/0-10	
			Joey Julius 37 yd field goal	
3rd	9:53	PSU	5-19/2:40/0-13	
			Joey Julius 27 yd field goal	
	5:36	ARMY	8-76/4:11/7-13	
			A.J. Schurr 3 yd run (Grochowski kick)	
	0:00	PSU	3-91/1:13/7-20	
			Mike Gesicki 33 yd pass from Hackenberg (Julius kick)	
4th	11:04	ARMY	7-84/3:56/14-20	
			A.J. Schurr 56 yd run (Grochowski kick)	

TEAM STATS		
	ARMY	PSU
First Downs	17	12
Rushing Yards	261	108
Passing Yards	32	156
Passing (C-A-Int)	1-1-0	10-19-0
Total Offense	293	264
Plays	56	53
Fumbles (#-Lost)	7-3	0-0
Penalties (#-Yards)	4-45	3-20
Possession Time	31:19	28:41
3rd-Down Conv.	5-9	5-15
Red-Zone	1-1	3-3
Touchdowns	1	1
Field goals	0	2

OTHER	
Time of Game	2:50
Army	1-4
Penn State	4-1, 1-0 Big Ten

**INDIVIDUAL STATISTICS**

**RUSHING**  
 Army-Schurr, A.J. 24-74; Trainor, John 8-69; Giachinta, Matt 7-54; Harris, Drue 7-35; Kemper, Aaron 4-25; Walker, Joe 1-7; Asberry, Jordan 2-5; Black, Nicholas 1-2; Drake, C. 1-minus 10.  
 Penn State-Scott, Nick 12-54; Thomas, Johnathan 7-28; Allen, Mark 6-17; Polk, Brandon 1-14; Hackenberg, Christian 5-3; TEAM 3-minus 8.

**PASSING**  
 Army-Schurr, A.J. 1-1-0-32.  
 Penn State-Hackenberg, Christian 10-19-0-156.

**RECEIVING**  
 Army-Poe, Edgar 1-32.  
 Penn State-Godwin, Chris 4-66; Wilkerson, Brent 2-14; Gesicki, Mike 1-33; Scott, Nick 1-22; Hamilton, DaeSean 1-12; Carter, Kyle 1-9.

**TOP TACKLERS (T-UA-A)**  
 Army-Timpf, Jeremy 8-3-5; King, Andrew 8-3-5; Jackson, B. 7-5-2; Aukerman, Alex 5-2-3; Wolf, Bayle 4-2-2.  
 Penn State-Cabinda, Jason 14-6-8; Lucas, Jordan 8-5-3; Bowen, Manny 6-5-1; Apke, Troy 5-1-4; Haley, Grant 4-3-1; Zettel, Anthony 4-2-2; Reeder, Troy 4-2-2; Brown, Torrence 4-1-3; Johnson, Austin 4-1-3; Cothran, Curtis 4-0-4.

**GAME 6**

**INDIANA 7**    **vs.** **29 PENN STATE**

BEAVER STADIUM    OCT. 10, 2015  
ESPN    ATTN: 97,873



**GAME RECAPS**

**UNIVERSITY PARK, Pa.** - Penn State quarterback Christian Hackenberg accounted for all four touchdowns and became the second player in school history to surpass 7,000 career passing yards, as he led the Nittany Lions past Indiana, 29-7, in Big Ten football action on a sunny afternoon in Beaver Stadium.

The Penn State defense held Indiana's league-leading offense, which was averaging 498.2 yards per game entering the contest, to just 234 yards and a first-quarter touchdown. Defensive end Carl Nassib registered two sacks and two forced fumbles, as the Lions totaled four sacks - one more than Indiana had allowed prior all season. Defensive tackle Austin Johnson also recorded a sack and was one of three Lions with nine tackles.

Hackenberg used both his arm and his legs to move the ball downfield. He completed 21-of-39 passing attempts for 262 yards and two touchdowns, while setting career-highs rushing with two more touchdowns, 21 yards and a career-best 22-yard run. Wide receiver Chris Godwin was his top target with four catches for 14 yards, while fellow receivers DaeSean Hamilton and Brandon Polk both caught 39-yard touchdown passes. Hackenberg targeted eight different receivers in the contest.

The Lions used seven different ball carriers to total 154 yards rushing on 32 attempts. Nick Scott and Mark Allen had eight carries each, with Scott totaling a career-best 57 yards and Mark Allen totaling a career-best 45.

Indiana quarterback Zander Diamont led the Hoosiers in the air with nine completions on 17 attempts for 90 yards, and also led on the ground with 11 rushes for 38 yards and the team's lone touchdown. However, he left the game in the third quarter and freshman Danny Cameron completed 6-of-16 passes for 65 yards with one interception in relief. Ricky Jones was the game's leading receiver with five catches for 59 yards.

Marcus Oliver paced the Indiana defense with a game-high 13 tackles, while Nick Mangieri and Zack Shaw recorded two sacks each.

Hackenberg did most of his damage in the first half, throwing for two touchdowns and rushing for one. He completed 12-of-23 passing attempts for 186 yards, while rushing five times for 28 yards.

Both teams scored touchdowns in the first quarter. Penn State struck first on its third offensive drive, taking advantage of an Indiana personal foul that negated a lost fumble on third-and-10 from Penn State's own 36.

The penalty moved the Nittany Lions to the Indiana 49, and they scored two plays later. Hackenberg threw a short pass to Scott out of the backfield for 10 yards, and then Polk used his speed to get behind the Hoosiers' secondary

for a 39-yard touchdown reception - the first of his career - with 7:35 remaining in the first quarter.

Indiana would answer on its ensuing possession, driving 65 yards on eight plays for a game-tying touchdown. Diamont moved Indiana into Penn State territory with a 10-yard rush, and then after a rushing attempt for no gain, connected on passes of 14 and 17 yards on consecutive plays to reach the PSU 12. He called his own number on the next play and rushed to the right for a touchdown with 4:11 remaining in the quarter.

Indiana caught Penn State off guard with an onside kick and kept the ball on offense, but the Nittany Lion defense forced a three-and-out - one of six on the day. Penn State took over at its own 7 and drove 50 yards on seven plays into Hoosier territory, but Mark Allen failed to hold on to a hand off and fumbled the ball away with four seconds remaining in the opening quarter for the Lions' first lost fumble on offense this season.

Penn State's defense continued to hold, and the Lion offense found the end zone again on its second drive of the second quarter after starting at its own 20. Mark Allen rushed for a career long 28 yards, and Hackenberg connected with Godwin for 14 yards to the IU 38-yard line. Allen lost a yard on his next carry, but Hackenberg found Hamilton down the right side for a 39-yard touchdown completion with 5:40 remaining in the half. The extra point attempt was no good, giving Penn State a 13-7 lead.

After an Indiana three-and-out, highlighted by Johnson's sack for a loss of 10 yards, Hackenberg used his legs to key Penn State's next touchdown drive. Hackenberg used a 9-yard rush to advance to Indiana's 35 and, one play later, a 22-yard rush to Indiana's 6. One play later from the 1, he ran around the right end untouched into the end zone with 36 seconds remaining in the half. The extra point try attempt failed again, and Penn State took a 19-7 lead into the halftime break.

The defenses ruled the third quarter, as Penn State was held to just 29 yards and Indiana was unable to get into scoring range despite 118 yards of offense. Indiana regained possession late in the third after a Penn State three-and-out, but cornerback John Reid intercepted a dropped pass at the Penn State 48. The play led to a seven-play, 52-yard touchdown drive that Hackenberg capped with a 5-yard run and dive into the end zone. A 21-yard completion to Kyle Carter on third-and-3 from the Indiana 45 kept the drive going.

A 30-yard field goal for Penn State from Tyler Davis in the fourth quarter resulted in the final margin.

**SCORING SUMMARY**

	1	2	3	4	OT	F
<b>IND</b>	7	0	0	0	-	<b>7</b>
<b>PSU</b>	7	12	0	10	-	<b>29</b>

1st	7:35	PSU	4-64/1:06/0-7
		Brandon Polk 39 yd pass from Hackenberg (Julius kick)	
	4:11	IND	8-65/3:24/7-7
		Zander Diamont 12 yd run (Oakes kick)	
2nd	5:40	PSU	4-80/2:02/7-13
		DaeSean Hamilton 39 yd pass from Hackenberg (kick failed)	
	0:36	PSU	7-62/3:08/7-19
		Christian Hackenberg 1 yd run (kick failed)	
4th	10:37	PSU	7-52/3:51/7-26
		Christian Hackenberg 5 yd run (Davis kick)	
	5:33	PSU	7-15/3:33/7-29
		Tyler Davis 30 yd field goal	

**TEAM STATS**

	IND	PSU
First Downs	14	22
Rushing Yards	79	154
Passing Yards	155	266
Passing (C-A-Int)	15-33-1	22-40-0
Total Offense	234	420
Plays	66	72
Fumbles (#-Lost)	2-0	1-1
Penalties (#-Yards)	8-65	3-30
Possession Time	24:25	35:35
3rd-Down Conv.	3-16	5-14
Red-Zone	1-1	3-3
Touchdowns	1	2
Field goals	0	1

**OTHER**

Time of Game	3:17
Indiana	4-2, 0-2 Big Ten
Penn State	5-1, 2-0 Big Ten

**INDIVIDUAL STATISTICS**

**RUSHING**

Indiana-Diamont, Zander 11-38; Redding, Devine 13-32; Wilson, Andrew 5-12; Rodriguez, Alex 2-6; Majette, Mike 1-4; Cameron, Danny 1-minus 13.  
Penn State-Penn State-Scott, Nick 8-57; Allen, Mark 8-45; Hackenberg, Christian 9-21; Thompkins, DeAndre 2-11; Thomas, Johnathan 2-9; Johnson, Brandon 2-6; McSorley, Trace 1-5.

**PASSING**

Indiana-Diamont, Zander 9-17-0-90; Cameron, Danny 6-16-1-65.  
Penn State-Hackenberg, Christian 21-39-0-262; McSorley, Trace 1-1-0-4.

**RECEIVING**

Indiana-Jones, Ricky 5-59; Paige, Mitchell 3-15; Griffith, Isaac 2-31; Fuchs, Jordan 1-20; Corsaro, A. 1-13; Redding, Devine 1-7; Cobbs, Simmie 1-5; Westbrook, Nick 1-5.  
Penn State-Godwin, Chris 4-41; Lewis, Geno 3-39; Carter, Kyle 3-30; Scott, Nick 3-21; Hamilton, DaeSean 2-49; Polk, Brandon 2-46; Gesicki, Mike 2-21; Allen, Mark 2-15; Garrity, Gregg 1-4.

**TOP TACKLERS (T-UA-A)**

Indiana-Oliver, Marcus 13-6-7; Shaw, Zack 6-3-3; Crawford, J. 5-4-1; Brown, Andre 5-3-2; Dutra.  
Penn State-Johnson, Austin 9-4-5; Allen, Marcus 9-4-5; Cabinda, Jason 9-4-5; Lucas, Jordan 7-5-2; Sickels, Garrett 5-1-4; Campbell, Christian 5-1-4; Nassib, Carl 4-4-0.



@PennStateFBall



PSUFBall

**2015**

PSUUnrivaled.com

GoPSUsports.com

**GAME 7**

**PENN STATE 10**



vs.



**38 OHIO STATE**

OHIO STADIUM | OCT. 17, 2015  
ABC | ATTN: 108,423



**GAME RECAPS**

**COLUMBUS, Ohio** – Penn State freshman running back Saquon Barkley rushed for 194 yards in his return from injury, but the Nittany Lions were unable to hold on to an early lead against No. 1 Ohio State, as the Buckeyes won, 38-10, in a Big Ten football contest Saturday night in Ohio Stadium.

Penn State assembled a six-play, 61-yard field goal drive on its first possession and forced punts on Ohio State's first three drives to hold a 3-0 lead after the first quarter. The Buckeyes found their rhythm in the second quarter though, as they scored rushing touchdowns on their next three possessions to take the lead for good, including two from quarterback J.T. Barrett.

Barkley led all rushers with 194 yards on 26 carries, including a career-long 56-yard rush to Ohio State's 21-yard line early in the fourth quarter on Penn State's first offensive play after Ohio State extended its advantage to 24-10 with a field goal. The Lions reached the 13, but were unable to convert on third-and-2 and fourth-and-2, and turned the ball over on downs. Barkley also had a 44-yard touchdown run in the first quarter nullified by a penalty, and Penn State would eventually be forced to punt.

Barkley's 194-yard performance ranks as the fourth most by a true freshman at Penn State, trailing his third-ranked 195-yard performance against Rutgers earlier in the season. His three 100-yard rushing games are tied for second on the all-time true freshman season list, while D.J. Dozier's five 100-yard rushing games in 1983 top it.

Elliott and Barrett both broke 100 yards on the ground to lead Ohio State's offense. Elliot totaled 153 yards on 27 carries with a touchdown, while Barrett amassed 102 yards and two touchdowns on 11 carries, while completing all four passing attempts for 30 yards and two more touchdowns. Six different rushers ultimately totaled 315 yards.

Trailing 21-3 after halftime, the Nittany Lions would fight back into the game at the start of the second half, as they covered 78 yards on just three plays for a touchdown. Quarterback Christian Hackenberg threw a 56-yard pass to Chris Godwin to flip the field from the Penn State 22 to the Ohio State 22 on the first play, and then Barkley rushed for 14 yards to the 8, setting up a quick strike to DaeSean Hamilton along the right sideline, on which he broke tackles and leapt into the end zone to reduce Ohio State's lead

to 21-10.

It was Hackenberg's 40th career touchdown pass, giving him sole possession of No. 6 all-time at Penn State.

Godwin finished with three catches for 103 yards, while Hamilton caught his 100th and 101st receptions to become the 13th player all-time at Penn State to reach 100 career completions.

The score would prove to be the only one of the quarter and Penn State's last. Ohio State would score on each of three drives in the fourth quarter to put the game out of reach, kicking a 39-yard field goal with 12:54 remaining before Barrett completed touchdown passes to Braxton Miller (6:25 remaining) and Michael Thomas (4:14).

Field position was a factor in the game, as Penn State was pinned inside its own 10 four times and inside its own 20 a total of six times out of 12 offensive drives. Its best drive start came at its own 35. Ohio State had four drive starts in Penn State territory and started inside its own 20 just twice.

The nation's sack leader, Carl Nassib, led the Penn State defense with 1.5 sacks and 3.5 tackles for loss, also tying for second on the team with eight tackles. The Lions totaled 10.0 tackles-for-loss to mark its fourth game with at least 9.0 TFLs. It was also the most surrendered by Ohio State this season. Joey Bosa led Ohio State with seven tackles, a sack and 3.0 TFLs.

SCORING SUMMARY						
	1	2	3	4	OT	F
<b>PSU</b>	3	0	7	0	-	<b>10</b>
<b>OSU</b>	0	21	0	17	-	<b>38</b>

1st	11:32	PSU	6-61/2:26/3-0
		Joey Julius	33 yd field goal
2nd	13:43	OSU	10-70/3:56/3-7
	9:26	OSU	5-45/1:59/3-14
	3:17	OSU	6-66/2:37/3-21
3rd	13:59	PSU	3-78/1:01/10-21
	12:54	OSU	11-53/5:24/10-24
4th	6:25	OSU	8-85/3:35/10-31
	4:14	OSU	3-22/1:01/10-38

TEAM STATS		
	PSU	OSU
First Downs	14	25
Rushing Yards	195	315
Passing Yards	120	114
Passing (C-A-Int)	7-13-0	13-19-0
Total Offense	315	429
Plays	53	69
Fumbles (#-Lost)	2-1	1-0
Penalties (#-Yards)	3-22	5-70
Possession Time	27:40	32:20
3rd-Down Conv.	1-11	5-11
Red-Zone	2-3	6-6
Touchdowns	1	5
Field goals	1	1

OTHER		
Time of Game		3:16
Penn State	5-2, 2-1	Big Ten
Ohio State	7-0, 3-0	Big Ten

**INDIVIDUAL STATISTICS**

**RUSHING**  
 Penn State-Barkley, Saquon 26-194; Lynch, Akeel 4-12; Polk, Brandon 1-6; Scott, Nick 1-3; TEAM 1-minus 4; Hackenberg, Christian 7-minus 16.  
 Ohio State-Elliott, E 27-153; Barrett, J.T. 11-102; Dunn, Bri'onte 3-31; Miller, Braxton 4-30; Marshall, Jalin 1-15; Jones, Cardale 4-minus 16.

**PASSING**  
 Penn State-Hackenberg, Christian 7-13-0-120.  
 Ohio State-Jones, Cardale 9-15-0-84; Barrett, J.T. 4-4-0-30.

**RECEIVING**  
 Penn State-Godwin, Chris 3-103; Hamilton, DaeSean 2-13; Polk, Brandon 1-4; Lynch, Akeel 1-0.  
 Ohio State-Miller, Braxton 4-33; Elliott, E 4-21; Thomas, Michael 3-34; Samuel, Curtis 1-21; Marshall, Jalin 1-5.

**TOP TACKLERS (T-UA-A)**  
 Penn State - Penn State-Lucas, Jordan 9-4-5; Nassib, Carl 8-4-4; Allen, Marcus 8-4-4; Sickels, Garrett 8-3-5; Bell, Brandon 6-2-4.  
 Ohio State-Conley, Gareon 7-5-2; Bosa, Joey 7-5-2; Booker, Dante 5-4-1; Powell, Tyvis 5-2-3; McMillan, R 5-1-4.



**GAME 8**

**PENN STATE 31** vs. **MARYLAND 30**

M&T BANK STADIUM | OCT. 24, 2015  
ESPN | ATTN: 68,948



**GAME RECAPS**

**BALTIMORE** – Penn State quarterback Christian Hackenberg threw for 315 yards and three touchdowns on just 13 completions to lead the Nittany Lions past Maryland, 31-30, in a wild game Saturday in M&T Back Stadium, home of the NFL's Baltimore Ravens.

Penn State became bowl eligible with the win and extended its dominance over the Terrapins to 36-2-1 all-time.

Hackenberg became the school record holder for career completions (608) and yards passing (7,453), surpassing Zach Mills in both.

Penn State went ahead for good early in the fourth quarter when Geno Lewis made a spectacular 27-yard touchdown reception. All three of Hackenberg's touchdown tosses came from long range, as Chirs Godwin pulled in a 37-yard score for a 14-13 lead late in the first half, and DaeSean Hamilton caught a 20-yard completion for a 24-20 lead with 5:32 remaining in the third quarter. Godwin totaled 96 yards on five receptions, while Hamilton totaled 135 on four.

Maryland quarterback Perry Hills threw for 225 yards and a touchdown on 19-of-28 passing and rushed for 124 yards and a touchdown on 26 attempts, but was picked off three times and lost a fumble.

Safety Malik Golden nabbed his first career interception on Maryland's final drive of the game to seal the victory. Defensive end Garrett Sickels came up with his second fumble recovery of the season -- and his career -- in the fourth quarter and returned it 36 yards. Cornerback Grant Haley grabbed his second interception of the season and third career to end Maryland's first drive of the game. Cornerback John Reid forced his first career fumble and S Marcus Allen made his first career fumble recovery in Penn State territory on Maryland's third possession of the game. Defensive tackle Austin Johnson tied his career high with nine tackles, marking the third time this season he has recorded nine stops. Troy Reeder posted a career-high 11 tackles to lead Penn State in the category.

The Nittany Lions forced a season-high five turnovers for a total of 17 this season and recorded 11.0 tackles-for-loss.

**GAME NOTES**

- Earning its sixth win of the season, Penn State becomes bowl eligible. The Lions have appeared in 45 bowl games in program history, tied for ninth-highest among FBS schools at the start of the season.
- Head coach James Franklin is now 5-for-5 in leading teams to bowl eligibility as a head coach.
- Penn State is now 36-2-1 all-time vs. Maryland with a

3-0-1 record in neutral site games.

- The Nittany Lions are now 17-0-1 in games played away from home against the Terrapins.
- James Franklin is 6-4 in games decided by seven points or fewer at PSU (2-0 this year).
- The one-point victory was the first one-point win in a regular season game, as well as a Big Ten game, since 2006 at Minnesota (28-27 in OT).
- It was the first one-point victory in regulation in a regular season game since a 16-15 victory over Minnesota in 1997.
- The Nittany Lions forced a season-high five turnovers for a total of 17 this season. Penn State has scored 48 points off turnovers (6 TD, 2 FG).
- Penn State's 17 turnovers forced include 10 fumble recoveries and seven interceptions.
- The five turnovers the most forced by Penn State since forcing five against Temple on Nov. 15, 2014.
- Penn State's three interceptions are the most in a single game since picking off Rutgers five times in the Big Ten opener last season on Sept. 13.
- Penn State has recorded at least five tackles for loss in 15 consecutive games. The Nittany Lions recorded 11.0 tackles-for-loss vs. Maryland, including 4.0 sacks.
- The 15-game streak with 5.0 or more TFLs is the longest since a 15-game string from 2001-03.
- The Nittany Lions recorded 11.0 tackles-for-loss to mark the fifth game this season with at least 9.0 TFLs in a game.
- The Nittany Lions have recorded at least one sack in 30 consecutive games, which is the longest streak since a 30-game streak from 2007-09.
- Penn State is now 24-of-27 in the red zone this season with 14 touchdowns and 10 field goals after going 2-of-2 with two touchdowns vs. Maryland.

**SCORING SUMMARY**

	1	2	3	4	OT	F
<b>PSU</b>	7	10	7	7	-	<b>31</b>
<b>UMD</b>	7	6	14	3	-	<b>30</b>

1st	2:49	PSU	5-86/2:18/7-0
	1:36	UMD	3-67/1:04/7-7
	9:35	UMD	4-5/2:04/7-10
2nd	3:51	UMD	9-43/3:52/7-13
	3:09	PSU	2-75/0:42/14-13
	0:31	PSU	8-38/2:09/17-13
3rd	9:17	UMD	9-68/4:05/17-20
	5:32	PSU	7-79/3:40/24-20
	0:51	UMD	10-88/4:28/24-27
4th	13:39	PSU	8-77/2:08/31-27
	10:15	UMD	8-54/3:33/31-30

**TEAM STATS**

	PSU	UMD
First Downs	16	21
Rushing Yards	48	241
Passing Yards	315	225
Passing (C-A-Int)	13-30-0	19-28-3
Total Offense	363	466
Plays	61	76
Fumbles (#-Lost)	4-3	3-2
Penalties (#-Yards)	6-39	6-55
Possession Time	23:44	36:16
3rd-Down Conv.	3-13	4-13
Red-Zone	2-2	5-6
Touchdowns	2	3
Field goals	0	2

**OTHER**

Time of Game		3:40
Penn State	6-2, 3-1 Big Ten	
Maryland	2-5, 0-3 Big Ten	

**INDIVIDUAL STATISTICS**

**RUSHING**

Penn State-Barkley, Saquon 20-65; Polk, Brandon 1-8; Scott, Nick 1-1; TEAM 3-minus 5; McSorley, Trace 1-minus 5; Hackenberg, Christian 5-minus 16.  
Maryland-Hills, P. 26-124; Ross, B. 10-58; Likely, W. 4-30; Brown, W. 5-17; Johnson, T. 2-11; Goins, K. 1-1.

**PASSING**

Penn State-Hackenberg, Christian 13-29-0-315; Lewis, Geno 0-1-0-0; McSorley, Trace 0-0-0-0.  
Maryland-Hills, P. 19-28-3-225.

**RECEIVING**

Penn State-Hamilton, DaeSean 5-96; Godwin, Chris 4-135; Blacknall, Saeed 1-38; Lewis, Geno 1-27; Carter, Kyle 1-17; Thompkins, DeAndre 1-2.  
Maryland-Jacobs, L. 4-50; Culmer, M. 3-65; Moore, D. 3-24; Brown, W. 3-5; Etta-Tawo, A. 2-27; Jacobs, T. 1-43; Lane, D. 1-10; Likely, W. 1-4; Ross, B. 1-minus 3.

**TOP TACKLERS (T-UA-A)**

Penn State-Reeder, Troy 9-1; Allen, Marcus 6-3; Johnson, Austin 5-4; Cabinda, Jason 5-3; Lucas, Jordan 6-1; Zettel, Anthony 5-2.  
Maryland-Carter, J. 4-1; Thompson, A. 3-2; Ngakoue, Y. 4-0; Hendy, A. 4-0; Davis, S. 4-0; Braglio, R. 2-2.



@PennStateFBall



PSUFBall

2015

PSUrvialed.com

GoPSUsports.com

**GAME 9**

**ILLINOIS 0** **I** vs. **PSU** **39** **PENN STATE**

BEAVER STADIUM  
ESPN2

OCT. 31, 2015  
ATTN: 94,417



**GAME RECAPS**

**UNIVERSITY PARK, Pa.** - The Penn State defense limited Illinois to just 167 yards of offense and quarterback Christian Hackenberg threw for two touchdowns and caught another as the Nittany Lions cruised to a 39-0 victory over the Fighting Illini. The shutout was Penn State's first since 2013 and first in the Big Ten since 2009.

Penn State improved to 7-2 overall and 4-1 in the Big Ten for first time since 2012, and its margin of victory was the largest against a Big Ten opponent in a shutout since a 49-0 win vs. Northwestern in 2002. It was also Penn State's largest win in a Big Ten game since a 41-point win (48-7) at Wisconsin in 2008.

The 167 yards of offense (37 rushing, 130 passing) by Illinois was the fewest allowed by the Nittany Lions this year, and the fewest since holding Minnesota to 138 yards (37 rushing, 101 passing) in 2009. The Fighting Illini entered the game leading the Big Ten in protecting the quarterback, but yielded a season-high four sacks.

Carl Nassib, who entered the game as the national sack leader, extended his own streak to nine games with a second-half sack. Fellow linemen Austin Johnson and Anthony Zettel also recorded a sack. Linebacker Jason Cabinda led the team with seven tackles. Additionally, 10 different Lions totaled nine tackles for loss for the 16th straight game with at least 5.0 TFLs.

Hackenberg set a Penn State record with his 19th career 200-plus yard passing game, totaling 266 yards and two touchdowns after completing 21-of-29 passing attempts. He also caught a 14-yard touchdown pass from running back Nick Scott, and left the game early in the fourth quarter with Penn State comfortably ahead. Hackenberg is the first Penn State quarterback with a touchdown catch since Zack Mills against Akron in 2004. In his last six games, Hackenberg has 12 touchdown passes, one touchdown reception, no interceptions and four games with at least 250 yards passing.

Hackenberg's top targets were Chris Godwin and DaeSean Hamilton. Godwin tied a career best with seven receptions, including one touchdown reception and a total of 76 yards. Hamilton had four catches, giving him 110 for his career and moving him into a tie with Bryant Johnson for ninth place at Penn State.

Running back Saquon Barkley led the game with 142 all-purpose yards, rushing 24 times for 84 yards and a touchdown, while also catching a career-high three passes for a career-best 58 yards.

Defensive back Clayton Fejedelem led Illinois with 13 tackles, a forced fumble and a blocked extra point. Quarterback Wes Lunt was held to 129 yards on 16-of-30 passing with one interception.

Penn State found the end zone on its second drive for the game's first score. A career long 31-yard reception by DeAndre Thompkins moved the Nittany Lions into Illini territory, and a 19-yard reception by Barkley advanced the Lions to the Illinois 6. After a pair of rushes placed the ball on the 5, Hackenberg zipped a pass through traffic over the middle to Godwin with 5:52 remaining in the quarter. The extra point try was blocked.

Lunt was intercepted at midfield on Illinois' ensuing possession by Troy Reeder. It was the first pick of Reeder's career and he returned it 44 yards to the Illinois 6. On the first play of the ensuing drive, Hackenberg lofted a pass to Lewis along the left sideline in the end zone, and Lewis leapt, pulled it down and got one foot in bounds for the touchdown. The extra point was blocked again though, giving Penn State a 12-0 lead with 4:16 remaining in the first quarter.

Penn State forced an Illinois punt and drove into Illini territory early in the second quarter, but Thompkins was stripped of the football, ending the drive at the Illinois 37. Both teams would trade punts though until Tyler Davis converted a 42-yard field goal with 4:16 remaining in the half. Penn State would take a 15-0 lead into the locker room.

The Nittany Lions would receive the kickoff to start the second half and Koa Farmer returned it from the end zone a career-long 57 yards to the Illinois 43, setting up a seven-play touchdown drive. The Lions converted a pair of third-and-longs on the drive as Hackenberg connected with Hamilton on 16-yard pass on third-and-10 from the 43, and again on a 19-yard pass on third-and-16 from the 33.

The latter setup a 14-yard touchdown pass by Scott to Hackenberg, who rolled out down the left sideline, wide open after handing off to Scott. It gave Penn State a 22-0 lead with 11:18 remaining in the third quarter and was the first reception by a Nittany Lion quarterback since Matt McGloin had a 16-yard catch from Curtis Drake against Nebraska in 2011, and the first touchdown reception by a quarterback since Zack Mills had an 18-yard touchdown reception from Michael Robinson in the 2004 season opener against Akron.

Davis added a 28-yard field goal with 3:56 remaining in the quarter for a 25-0 lead, and Barkley capped a seven-play, 80-yard touchdown drive with a 7-yard scoring run after hurdling Illinois defenders and losing a shoe at the goal line.

Mark Allen added a career-long 20-yard touchdown run with 6:33 remaining for the final margin.

**SCORING SUMMARY**

	1	2	3	4	OT	F
<b>ILL</b>	0	0	0	0	-	<b>0</b>
<b>PSU</b>	12	3	10	14	-	<b>39</b>

1st	5:52	PSU	8-80/4:37/0-6
			Chris Godwin 5 yd pass from Hackenberg (Julius kick blocked)
	4:16	PSU	1-6/0:05/0-12
			Geno Lewis 6 yd pass from Hackenberg (Julius kick blocked)
2nd	4:16	PSU	6-18/1:57/0-15
			Tyler Davis 42 yd field goal
3rd	11:18	PSU	7-43/3:31/0-22
			Christian Hackenberg 14 yd pass from Scott (Davis kick)
	3:56	PSU	7-33/3:00/0-25
			Tyler Davis 28 yd field goal
4th	13:07	PSU	7-80/3:32/0-32
			Saquon Barkley 7 yd run (Davis kick)
	6:33	PSU	8-42/3:27/0-39
			Mark Allen 20 yd run (Davis kick)

**TEAM STATS**

	ILL	PSU
First Downs	12	23
Rushing Yards	37	120
Passing Yards	130	280
Passing (C-A-Int)	17-44-1	22-33-0
Total Offense	167	400
Plays	71	70
Fumbles (#-Lost)	1-0	2-2
Penalties (#-Yards)	8-60	3-25
Possession Time	26:18	33:42
3rd-Down Conv.	6-21	5-13
Red-Zone	0-0	7-7
Touchdowns	0	5
Field goals	0	2

**OTHER**

Time of Game		3:27
Penn State	7-2, 4-1 Big Ten	
Illinois	4-4, 1-3 Big Ten	

**INDIVIDUAL STATISTICS**

**RUSHING**

Illinois-Vaughn, Ke'Shawn 15-38; Crouch, Chayce 5-22; Tucker, Cameron 2-18; Enyehi, Henry 1-minus 1; Team 1-minus 7; Lunt, Wes 3-minus 33.

Penn State-Barkley, Saquon 20-84; Allen, Mark 2-23; Johnson, Brandon 2-17; McSorley, Trace 3-15; Thomas, Johnathan 2-5; Lynch, Akeel 1-4; Polk, Brandon 3-minus 11; Hackenberg, Christian 4-minus 17.

**PASSING**

Illinois-Lunt, Wes 16-37-1-129; Crouch, Chayce 1-7-0-1.

Penn State-Hackenberg, Christian 21-29-0-266; McSorley, Trace 0-3-0-0; Scott, Nick 1-1-0-14.

**RECEIVING**

Illinois-Vaughn, Ke'Shawn 6-33; Taylor, Dionte 4-45; Allison, G. 4-34; Cain, Desmond 1-11; Turner, Malik 1-6; Echard, Nathan 1-1.

Penn State-Godwin, Chris 7-76; Hamilton, DaeSean 4-54; Barkley, Saquon 3-58; Thompkins, DeAndre 2-31; Gesicki, Mike 2-26; Lewis, Geno 2-15; Hackenberg, Christian 1-14; Polk, Brandon 1-6.

**TOP TACKLERS (T-UA-A)**

Illinois-Fejedelem, Clayton 13-8-5; Neal Jr., T.J. 7-4-3; Spence, Eaton 6-4-2; Monheim, Mason 6-2-4; Crawford, James 5-4-1; Barton, Taylor 5-0-5.

Penn State-Cabinda, Jason 7-3-4; Johnson, Austin 5-2-3; Lucas, Jordan 4-3-1; Reeder, Troy 3-3-0; Brown, Torrence 3-3-0; Nassib, Carl 3-3-0; Schwan, Evan 3-1-2; Allen, Marcus 3-1-2.



**GAME 10**

**PENN STATE 21** vs. **23 NORTHWESTERN**



RYAN FIELD | NOV. 7, 2015  
ESPNU | ATTN: 34,116



**GAME RECAPS**

**EVANSTON, III.** – Defensive end Carl Nassib set Penn State’s single-season sack record with No. 15.5 of the year and Penn State rallied from a 13-point deficit to take the lead in the fourth quarter, but a 35-yard field goal by Jack Mitchell with nine second remaining gave Northwestern a 23-21 victory over the Nittany Lions, Saturday in Ryan Field.

Trailing 13-0 in the second quarter, Saquon Barkley scored the first of two touchdowns on the day from seven yards out, but Solomon Vault returned the kickoff for a touchdown. It was the last score for the Wildcats until Mitchell’s game-winning kick.

A gadget play by the Nittany Lions cut the deficit to six with 5:04 remaining in the third quarter, as quarterback Christian Hackenberg pitched the ball to wide receiver Geno Lewis, who threw a perfect 32-yard pass to DaeSean Hamilton for a touchdown.

Barkley but the Lions ahead for the first time with 13:22 remaining, and he finished the day with 120 yards rushing on 25 carries and catching six passes for 50 more yards. Hackenberg went 21 of 40 passing for 205 yards with an interception, his first in 203 consecutive passing attempts. Wide receiver Chris Godwin had eight catches for 104 yards to lead all in the game.

Northwestern quarterback Zack Oliver entered the game in relief and threw for a touchdown and ran for another. He completed 11 of his 24 passing attempts for 111 yards, also throwing an interception. Running back Justin Jackson was a catalyst for Northwestern rushing for 186 yards on 28 attempts.

The Penn State defense posted 10.0 tackles for loss, marking the seventh time this season and fourth straight game they recorded nine or more TFLs. Nassib also forced his sixth fumble of the season, the most forced by a Penn Stater since Michael Haynes forced seven in 2002. Defensive tackle Austin Johnson posted a career-high 10 tackles.

**GAME NOTES**

- Penn State has recorded at least five tackles for loss in 18 consecutive games.
- The defense posted 10.0 tackles for loss, marking the seventh time this season and fourth straight game they recorded nine or more TFLs.
- The Nittany Lions have recorded at least one sack in 32 consecutive games.
- Penn State has 10 straight games with at least 2.0 sacks, the longest active streak in the Big Ten and tied for No. 2 in the FBS.
- The Nittany Lions have allowed only 21 points in the

first quarter in 10 games in 2015.

- Penn State had scored first in 10 consecutive games, dating to the Michigan State game last year.
- The last season Penn State had two non-quarterbacks attempt passes in a season was 2011 (Bill Belton and Curtis Drake). RB Nick Scott and WR Geno Lewis have completed TD passes this season.
- DE Carl Nassib broke the Penn State single season sack record with a solo sack early in the fourth quarter, giving him 15.5 sacks this season. The old record of 15.0 was held by Larry Kubin (1979) and Michael Haynes (2002).
- Nassib forced his sixth fumble of the season, the most forced by a Penn Stater since Michael Haynes forced seven in 2002.
- DT Austin Johnson posted a career-high 10 tackles. His previous best was nine stops, which he accomplished three times, most recently against Maryland on Oct. 24, 2015.
- RB Saquon Barkley surpassed 100 rushing yards for the fourth time this season, which ranks No. 2 in a season for a Penn State true freshman. D.J. Dozier had five in 1983.
- Barkley’s seven rushing touchdowns this season are tied for the lead by a Penn State freshman. D.J. Dozier also had seven in 1983. Barkley had two rushing TD vs. Northwestern.
- On the true freshman rushing yards list, Barkley ranks second with 836 yards, passing Eric McCoo’s 822 yards in 1998. Dozier tops the list with 1,002
- Barkley set a career-best with six catches, going for 50 yards.

**SCORING SUMMARY**

	1	2	3	4	OT	F
<b>PSU</b>	0	7	7	7	-	<b>21</b>
<b>NU</b>	0	20	0	3	-	<b>23</b>

2nd	12:56	NU	5-59/1:57/0-7
		Christian Jones	14 yd pass from Oliver (Mitchell kick)
	6:00	NU	5-91/1:54/0-13
		Zack Oliver	1 yd run (Mitchell kick failed)
	2:18	PSU	9-78/3:35/7-13
		Saquon Barkley	7 yd run (Davis kick)
	2:04	NU	7-20
		Solomon Vault	96 yd kickoff return (Mitchell kick)
3rd	5:04	PSU	5-70/1:33/14-20
		DaeSean Hamilton	32 yd pass from Lewis (Davis kick)
4th	12:22	PSU	5-71/1:39/21-20
		Saquon Barkley	13 yd run (Davis kick)
	0:09	NU	10-36/2:04/21-23
		Jack Mitchell	25 yd field goal

**TEAM STATS**

	NU	PSU
First Downs	17	22
Rushing Yards	125	227
Passing Yards	237	169
Passing (C-A-Int)	22-41-1	16-32-1
Total Offense	362	396
Plays	71	79
Fumbles (#-Lost)	1-1	4-0
Penalties (#-Yards)	9-70	7-80
Possession Time	30:41	29:19
3rd-Down Conv.	4-17	6-17
Red-Zone	2-2	3-3
Touchdowns	2	2
Field goals	0	1

**OTHER**

Time of Game	3:34
Penn State	7-3, 4-2 Big Ten
Northwestern	7-2, 3-2 Big Ten

**INDIVIDUAL STATISTICS**

**RUSHING**

Penn State-Barkley, Saquon 25-120; Hackenberg, Christian 5-5.  
Northwestern-Jackson, Justin 28-186; Long, Warren 4-39; Thorson, C. 4-15; Vault, Solomon 2-7; Roberts, Jelani 1-2; TEAM 2-minus 2; Oliver, Zack 6-minus 20.

**PASSING**

Penn State-Hackenberg, Christian 21-40-1-205; Lewis, Geno 1-1-0-32.  
Northwestern-Oliver, Zack 11-24-1-111; Thorson, C. 5-8-0-58.

**RECEIVING**

Penn State-Godwin, Chris 8-104; Barkley, Saquon 6-50; Hamilton, DaeSean 3-56; Lewis, Geno 2-15; Lynch, Akeel 1-6; Gesicki, Mike 1-5; Carter, Kyle 1-1.  
Northwestern-Vitale, Dan 4-40; Roberts, Jelani 3-14; Dickerson, G. 2-34; Jones, C. 2-27; Carr, Austin 1-23; McHugh, Mike 1-14; Dickerson, C. 1-9; Jackson, Justin 1-9; Shuler, Miles 1-minus 1.

**TOP TACKLERS (T-UA-A)**

Penn State-Johnson, Austin 10-8-2; Bell, Brandon 8-7-1; Allen, Marcus 7-6-1; Golden, Malik 6-5-1; Reeder, Troy 6-5-1.  
Northwestern-Hall, Nate 10-7-3; Walker, Anthony 10-7-3; Igwebuikwe, G. 7-6-1; VanHoose, Nick 6-4-2; Harris, Matthew 4-4-0; Henry, Traveon 4-4-0.



**GAME 11**

**MICHIGAN 28**

vs.

**16 PENN STATE**

BEAVER STADIUM | NOV. 21, 2015  
ABC | ATTN: 107,418



**GAME RECAPS**

**UNIVERSITY PARK, Pa.** - It was Senior Day inside of a Whited Out Beaver Stadium, but the Penn State football team couldn't produce enough offense to topple Michigan in a 28-16 setback. There were 19 seniors honored prior to playing in their final home game in front of 107,418 white-clad supporters on a sun-splashed day inside of the nation's second-largest stadium.

Junior quarterback Christian Hackenberg threw for 137 yards with one touchdown pass. His lone touchdown toss was to Saeed Blacknall and pushed him into a tie atop Penn State's career passing touchdowns list with the 46th in his career. He is now tied with Matt McGloin, who threw 46 scoring strikes from 2009-12.

Hackenberg also became the first Nittany Lion quarterback to surpass the 8,000-yard passing mark, and in the process moved into the top spot on the career total yards ledger.

Brandon Bell grabbed his first interception of the season and second of his career midway through the first quarter. He returned the pick 25 yards to the Michigan 40. In the third quarter, Bell forced his fourth career fumble and recovered the ball at the UM 42, which eventually led to a 24-yard field goal from Tyler Davis.

Davis was successful on a career-high three field goals in the game. He connected on all three tries, converting from 23, 24 and 18 yards in the game.

Junior tight end Brent Wilkerson set a career high with three receptions, accounting for 16 yards. Sophomore Chris Godwin also caught three passes, logging 51 yards, and moved into the top-20 in career receiving yardage with 1,180. Godwin also moved into a tie for No. 9 on the single season receptions list with his 52nd catch of the season, earning him a tie with Bobby Engram (1994).

Defensively, junior Malik Golden - wearing No. 9 to honor injured senior safety Jordan Lucas - posted a career-high with eight stops. It is the second straight game Golden eclipsed his career-high, logging six stops at Northwestern Nov. 7. Sophomore Marcus Allen also registered a career high in the tackles column with 12 stops. He had collected 11 tackles on three occasions.

Penn State scored first for the 11th time in its last 12 games after Saquon Barkley broke off a 56-yard rush to move the Nittany Lions down to the Michigan 9-yard line. After three run plays netted three yards, Davis connected on a 23-yard field goal to push Penn State ahead early, 3-0.

Michigan responded a six-play, 73-yard drive that was capped by a 26-yard touchdown pass from Jake Rudock to Jake Butt. Along with the touchdown pass, Rudock found Jehu Chesson for two completions, gaining seven and 39 yards, respectively.

The two teams remained scoreless until the 2:01 mark of the second quarter when Penn State logged its own six-play touchdown drive, this one covering 43 yards in 2:04. Hackenberg completed passes for five, nine and four yards to set up the scoring strike to Blacknall. On third-and-6 from the UM 29-yard line, Hackenberg threw a pass into the right corner of the south end zone that Blacknall came back to and made the jumping catch to push Penn State back in front, 10-7.

The lead didn't last long, as Michigan marched 70 yards on seven plays to recapture the lead, 14-10, with under one minute to play in the opening half. The Wolverines used passes of 26, 11 and 18 yards to move down to the Penn State 11-yard line. Rudock then found Amara Darboh on a wide receiver screen for an 11-yard score.

A muffed punt by Penn State helped the Wolverines build a 21-10 lead with 6:07 left in the third quarter. After Michigan took over at the Penn State 9-yard line, they used a six-yard gain by Jabrill Peppers and a two-yard rush by De'Veon Smith set up third-and-goal from the PSU one. Sione Houma took the handoff on third down and bulled his way into the end zone for the score.

Bell was the catalyst on Penn State's third scoring drive of the game, coming away with a sack-fumble of Rudock, a fumble which he recovered at the Michigan 42. After gaining just one yard on the first three plays of the drive, Hackenberg found Godwin streaking down the middle of the field. Godwin made the catch at the 20-yard line and drug a pair of Michigan defenders down to the UM three. The Lions were unable to find the end zone on the first three plays of the fourth quarter and Davis connected on his second field goal of the day, this one from 24 yards.

The Nittany Lions marched 62 yards on 10 plays to draw within five points on another Davis field goal, this time from 18 yards out. On the drive, Hackenberg rushed for 17 yards on a big third-and-14 play to keep the drive alive. He then found Barkley for a 14-yard catch-and-run, before Brandon Polk rushed for five yards to take the ball inside the UM 2-yard line. After an incomplete pass in the end zone, Davis came on to convert his third kick of the day.

The final scoring drive came from the visiting sideline on the next drive. After a 55-yard return of the kickoff by Jourdan Lewis, Michigan benefited from a pass interference call and Peppers ran for five yards to take the ball down to the Penn State 1-yard line. From there, Smith drove over the pile for the 1-yard rushing touchdown and a 28-16 lead for Michigan.

SCORING SUMMARY						
	1	2	3	4	OT	F
<b>UM</b>	7	7	7	7	-	<b>28</b>
<b>PSU</b>	3	7	0	6	-	<b>16</b>

1st	11:09	PSU	6-73/3:51/0-3
		Tyler Davis 23 yd field goal	
	7:43	UM	7-89/3:21/7-3
		Jake Butt 26 yd pass from Rudock (Allen Kick)	
2nd	2:01	PSU	6-43/2:04/7-10
		Saeed Blacknall 25 yd pass from Hackenberg (Davis kick)	
	0:51	UM	7-70/1:06/14-10
		Amara Darboh 11 yd pass from Rudock (Allen kick)	
3rd	6:07	UM	3-9/1:21/21-10
		Sione Houma 1 yd run (Allen kick)	
4th	14:02	PSU	8-36/2:17/21-13
		Tyler Davis 24 yd field goal	
	8:05	PSU	10-62/4:24/21-16
		Tyler Davis 18 yd field goal	
	5:12	UM	5-40/2:41/28-16
		De'Veon Smith 1 yd run (Allen kick)	

TEAM STATS		
	UM	PSU
First Downs	19	14
Rushing Yards	87	70
Passing Yards	256	137
Passing (C-A-Int)	25-38-1	13-32-0
Total Offense	343	207
Plays	68	54
Fumbles (#-Lost)	2-1	1-1
Penalties (#-Yards)	13-117	3-30
Possession Time	33:22	26:38
3rd-Down Conv.	7-14	3-14
Red-Zone	3-4	3-3
Touchdowns	3	0
Field goals	0	3

OTHER	
Time of Game	3:25
Penn State	7-4, 4-3 Big Ten
Michigan	9-2, 6-1 Big Ten

**INDIVIDUAL STATISTICS**

RUSHING	
Penn State-Barkley, Saquon 15-68; Polk, Brendon 1-5; Hackenberg, Christian 6-minus 3.	
Michigan-Smith, De'Veon 13-39; Chesson, Jehu 1-20; Peppers, Jabril 5-19; Houma, Sione 4-9; Rudock, Jake 5-1; Higdon, Karan 1-minus 1.	

PASSING	
Penn State-Hackenberg, Christian 13-31-0-137; McSorley, Trace 0-1-0-0.	
Michigan-Rudock, Jake 25-38-1-256.	

RECEIVING	
Penn State-Godwin, Chris 3-51; Wilkerson, Brent 3-16; Barkley, Saquon 2-19; Blacknall, Saeed 1-25; Gesicki, Mike 1-9; Lewis, Geno 1-7; Hamilton, DaeSean 1-5; Carter, Kyle 1-5.	
Michigan-Darboh, Amara 7-68; Butt, Jake 5-66; Chesson, Jehu 4-69; Smith, De'Veon 4-69; Perry, Grant 2-14; Williams, A.J. 2-9; Ways, Maurice 1-9; Houma, Sione 1-4; Jones, Da'Mario 1-2.	

TOP TACKLERS (T-UA-A)	
Penn State-Allen, Marcus 12-8-4; Golden, Malik 8-4-4; Cabinda, Jason 8-2-6; Reeder, Troy 7-5-2; Haley, Grant 6-3-3; Bell, Brandon 3-2-5; Johnson, Austin 4-0-4.	
Michigan-Ross III, James 5-3-2; Wormley, Chris 5-1-4; Charlton, Taco 4-3-1; Lewis, Jourdan 4-2-2.	

**GAME 12**

**PENN STATE 16**




SPARTAN STADIUM  
ESPN

vs.



NOV. 28, 2015  
ATTN: 74,705

**55 MICHIGAN STATE**



**GAME RECAPS**

**EAST LANSING, Mich.** – Penn State gained 418 yards of offense, Chris Godwin caught a career-high 11 passes, Christian Hackenberg set the school's career record for touchdown passes and Saquon Barkley became the Nittany Lions all-time leading freshman rusher, but turnovers proved costly as No. 5 Michigan State claimed the regular season finale, 55-16, Saturday in Spartan Stadium.

Hackenberg completed 22 of 39 passes for 257 yards and two touchdowns, but was intercepted twice, including in the end zone on the team's first possession. Michigan State was able to score a touchdown on the ensuing drive, and later Demetrious Cox returned a fumble 77 yards for a touchdown and 20-3 lead late in the first half. Godwin caught an 8-yard touchdown reception with 35 seconds remaining in the half, but that was as close as Penn State would come.

Godwin finished with 11 catches for 109 yards and two touchdowns. His second score would come at the start of the fourth quarter to make it 34-16, but Michigan State added three more touchdowns, including an interception return of 13 yards for a touchdown by Malik McDowell.

DaeSean Hamilton added eight catches for 78 yards. Barkley rushed for 110 yards on 17 carries, giving him a freshman-record 1,007 for the season.

Hackenberg's two touchdown passes gave him 48 for his career, making him the sole record holder at Penn State.

Safety Malik Golden made a career-high nine tackles after setting a career-high of eight the previous week against Michigan. Freshman linebacker Manny Bowen forced his first career fumble in the fourth quarter and defensive tackle Tarow Barney had his first career fumble recovery on the same play. Barney was made his first career start, becoming the 14th Nittany Lion to make his first career start this season. Defensive backs John Reid and Troy Apke tied their career highs for tackles with five each.

The Nittany Lions were held without a sack for the first time since the UCF game in 2013.

**GAME NOTES**

- Penn State played in Spartan Stadium for the first time since 2009.
- The Spartans lead the series, 15-14-1. The teams next meet Nov. 26, 2016 in Beaver Stadium.
- The Nittany Lions have faced three consecutive opponents ranked in the Nov. 24 CFP Top 25 (Northwestern, Michigan, Michigan State).
- Penn State has allowed 35 first quarter points in 12 games, an average of 2.92 points per game.

- MSU's Demetrious Cox returned a fumble 77 yards for a score. The last time a Penn State opponent returned a fumble for a touchdown was Michigan's Frank Clark, 24 yards in 2013.
- QB Christian Hackenberg's 8-yard TD pass to Chris Godwin in the second quarter was the 47th of his career to break the Penn State record he shared with Matt McGloin. His second TD pass to Godwin gave him 48 TD passes.
- Sophomore WR Chris Godwin grabbed multiple TD catches in a game for the first time in his career.
- Godwin made a career-high (11) catches. His previous high was eight at Northwestern on Nov 7.
- Sophomore WR Saeed Blacknall's 59-yard catch in the third quarter was a career long and Penn State's longest completion of the season.
- True freshman RB Saquon Barkley turned in his fifth 100-yard rushing performance of the season with 103 yards. He is tied with D.J. Dozier (1983) for the most 100-yard rushing performances by a true freshman.
- Barkley also broke Dozier's freshman season (true or redshirt) rushing record after bringing his season total to 1,007 yards.
- Safety Malik Golden made a career-high (9) tackles. His previous high was eight vs. Michigan.
- Anthony Zettel started at DE for the first time since the 2013 season.
- DT Tarow Barney made his first career start, becoming the 14th Nittany Lion to make his first career start this season.
- Freshman LB Manny Bowen forced his first career fumble in the fourth quarter and Barney had his first career fumble recovery on the same play.
- Bowen's forced fumble was the 19th of the season for the Nittany Lions.
- The Nittany Lions were held without a sack for the first time since the UCF game in 2013.

**SCORING SUMMARY**

	1	2	3	4	OT	F
<b>PSU</b>	0	10	0	6	-	<b>16</b>
<b>MSU</b>	6	14	14	21	-	<b>55</b>

1st	9:35	MSU	9-80/3:37/0-6	Shelton, R.J. 29 yd pass from Cook (Geiger kick failed)
2nd	14:14	PSU	11-63/4:06/3-MSU 6	Davis, Tyler 19 yd field goal
	7:12	MSU	6-49/2:57/3-13	Holmes, Gerald 6 yd run (Geiger kick)
	2:36	MSU	3-20	Cox, Demetrious 77 yd fumble recovery (Geiger kick)
	0:35	PSU	10-67/1:56/10-20	Godwin, Chris 8 yd pass from Hackenberg (Davis kick)
3rd	11:40	MSU	8-75/3:20/10-27	Burbridge, Aaron 29 yd pass from Cook (Geiger kick)
	3:31	MSU	12-69/7:04/10-34	Price, Josiah 6 yd pass from Cook (Geiger kick)
4th	14:51	PSU	9-78/3:36/16-34	Godwin, Chris 5 yd pass from Hackenberg (Hackenberg pass failed)
	11:18	MSU	7-44/3:31/16-41	Scott, LJ 6 yd run (Geiger kick)
	9:56	MSU	16-48	McDowell, Malik 13 yd interception return (Geiger kick)
	9:48	MSU	1-9/0:05/16-55	Allen, Jack 9 yd run (Geiger, Michael kick)

**TEAM STATS**

	PSU	MSU
First Downs	20	24
Rushing Yards	122	188
Passing Yards	296	248
Passing (C-A-Int)	27-47-2	19-27-0
Total Offense	418	436
Plays	72	65
Fumbles (#-Lost)	3-2	3-1
Penalties (#-Yards)	6-45	4-19
Possession Time	30:12	29:48
3rd-Down Conv.	5-15	8-11
Red-Zone	3-3	4-4
Touchdowns	2	4
Field goals	1	0

**OTHER**

Time of Game	3:25
Penn State	7-5, 4-4 Big Ten
Michigan	10-2, 7-1 Big Ten

**INDIVIDUAL STATISTICS**

**RUSHING**

Penn State-Barkley, Saquon 17-103; Polk, Brandon 1-25; Hackenberg, Christian 6-minus 3; McSorley, Trace 1-minus 3.  
Michigan State-Holmes, Gerald 12-64; Scott, LJ 11-41; London, Madre 1-20; Williams, P-M 4-19; Williams, D. 4-18; Burbridge, A. 3-16; Allen, Jack 1-9; O'Connor, Tyler 1-6; Cook, Connor 1-minus 5.

**PASSING**

Penn State-Hackenberg, Christian 22-39-2-257; McSorley, Trace 5-8-0-39.  
Michigan State-Cook, Connor 19-26-0-248; O'Connor, Tyler 0-1-0-0.

**RECEIVING**

Penn State-Godwin, Chris 11-109; Hamilton, DaeSean 8-78; Barkley, Saquon 3-minus 1; Lewis, Geno 2-14; Blacknall, Saeed 1-77; Carter, Kyle 1-10; Wilkerson, Brent 1-9.  
Michigan State-Burbridge, A. 6-75; Shelton, R.J. 4-74; Holmes, Gerald 3-36; Price, Josiah 3-33; Lyles, Jamal 1-18; Williams, D. 1-8; Kings, M. 1-4.

**TOP TACKLERS (T-UA-A)**

Penn State-Cabinda, Jason 13-4-9; Golden, Malik 9-2-7; Allen, Marcus 6-4-2; Reid, John 5-4-1; Apke, Troy 5-3-2; Haley, Grant 5-2-3; Reeder, Troy 5-1-4; Bell, Brandon 5-0-5.  
Michigan State-Hicks, Darian 9-7-2; Nicholson, M. 9-5-4; Bullough, Riley 7-4-3; Cox, Demetrious 7-4-3; Colquhoun, A. 4-2-2.

## BOWL RECORDS - INDIVIDUAL

## RUSHING

YARDAGE		
186	Blair Thomas	1989 Holiday
158	Tony Hunt	2007 Outback
156	Ki-Jana Carter	1995 Rose
155	Curl Warner	1980 Fiesta
146	Lydell Mitchell	1972 Cotton

## ATTEMPTS

35	Blair Thomas	1989 Holiday
31	Tony Hunt	2006 Orange
27	Lydell Mitchell	1972 Cotton
26	John Cappelletti	1974 Orange
26	Steve Geise	1977 Fiesta
26	Curt Warner	1982 Fiesta
26	Austin Scott	2006 Orange

## AVERAGE

(Minimum 10 Attempts)

8.6	Curt Warner	1980 Fiesta
7.9	Stephen Pitts	1996 Outback
7.6	Booker Moore	1980 Fiesta
7.4	Ki-Jana Carter	1995 Rose
6.8	Brian Milne	1996 Outback
6.8	Rodney Kinlaw	2007 Alamo

## TOUCHDOWNS

3	Ki-Jana Carter	1995 Rose
2	Dick Hoak	1960 Liberty
2	Matt Suhey	1977 Fiesta
2	Curt Warner	1982 Fiesta
2	Curt Warner	1983 Sugar
2	Leroy Thompson	1989 Holiday
2	Ki-Jana Carter	1994 Citrus
2	Curtis Enis	1997 Fiesta
2	Austin Scott	2006 Orange

## LONGEST RUN

84	Chafie Fields	1997 Fiesta
83	Ki-Jana Carter	1995 Rose
64	Curt Warner	1980 Fiesta
43	Stephen Pitts	1996 Outback
38	Evan Royster	2007 Alamo

## LONGEST TOUCHDOWN RUN

83	Ki-Jana Carter	1995 Rose
64	Curt Warner	1980 Fiesta
38	Evan Royster	2007 Alamo
37	Booker Moore	1980 Fiesta
21	Curt Warner	1982 Fiesta

## PASSING

YARDAGE		
371	Christian Hackenberg	2014 Pinstripe
273	Daryll Clark	2009 Rose
253	Michael Robinson	2006 Orange
228	Todd Blackledge	1983 Sugar
226	Tom Shuman	1975 Cotton
217	Wally Richardson	1996 Outback

## COMPLETIONS

34	Christian Hackenberg	2014 Pinstripe
21	Michael Robinson	2006 Orange
21	Daryll Clark	2009 Rose
19	Kerry Collins	1995 Rose
18	Daryll Clark	2010 Capital One
17	Matt McGloin	2011 Outback
15	Chuck Fusina	1979 Sugar
15	Kerry Collins	1993 Blockbuster

## ATTEMPTS

50	Christian Hackenberg	2014 Pinstripe
41	Matt McGloin	2011 Outback
39	Michael Robinson	2006 Orange
36	Daryll Clark	2009 Rose
35	Daryll Clark	2010 Capital One
34	Doug Strang	1983 Aloha

## COMPLETION PERCENTAGE

(Minimum 10 Attempts)

72.7	Matt Knizner	1986 Orange
68.0	Christian Hackenberg	2014 Pinstripe
63.3	Kerry Collins	1995 Rose
62.5	Kerry Collins	1994 Citrus
60.0	Wally Richardson	1997 Fiesta
59.1	Matt Knizner	1988 Citrus

## LONGEST COMPLETION

72	Tom Shuman to Chuck Herd	1974 Orange
72	C. Hackenberg to Chris Godwin	2014 Pinstripe
69	Rob Bolden to Justin Brown	2012 TicketCity
65	John Hufnagel to Scott Skarzynski	1972 Cotton
56	Tony Sacca to David Daniels	1990 Blockbuster
56	Kevin Thompson to Joe Nastasi	1999 Outback
52	Todd Blackledge to Greg Garrity	1982 Fiesta
52	Tony Sacca to David Daniels	1989 Holiday

## TOUCHDOWN PASSES

4	Tony Sacca	1992 Fiesta
4	Wally Richardson	1996 Outback
4	Christian Hackenberg	2014 Pinstripe
3	Galen Hall	1961 Gator
2	Tom Sherman	1967 Gator
2	Tony Sacca	1989 Holiday
2	Daryll Clark	2009 Rose

## LONGEST TOUCHDOWN PASS

72	Tom Shuman to Chuck Herd	1974 Orange
72	C. Hackenberg to Chris Godwin	2014 Pinstripe
65	John Hufnagel to Scott Skarzynski	1972 Cotton
56	Tony Sacca to David Daniels	1990 Blockbuster
56	Kevin Thompson to Joe Nastasi	1999 Outback
52	Todd Blackledge to Gregg Garrity	1982 Fiesta
52	Tony Sacca to David Daniels	1989 Holiday

## INTERCEPTIONS THROWN

5	Matt McGloin	2011 Outback
4	Chuck Fusina	1979 Sugar
3	Harry "Light Horse" Wilson	1923 Rose
3	John Shaffer	1986 Orange
3	Mike McQueary	1998 Florida Citrus
3	Rob Bolden	2012 TicketCity

## RECEIVING

YARDAGE		
154	David Daniels	1990 Blockbuster
140	Chris Godwin	2014 Pinstripe
116	Gregg Garrity	1983 Sugar
113	Bobby Engram	1983 Sugar
111	O.J. McDuffie	1993 Blockbuster
110	Jordan Norwood	2006 Orange

## RECEPTIONS

8	Andrew Quarless	2010 Capital One
7	David Daniels	1990 Blockbuster
7	Bobby Engram	1994 Citrus
7	Tony Stewart	1999 Outback
7	Chris Godwin	2014 Pinstripe
7	DaeSean Hamilton	2014 Pinstripe
7	Geno Lewis	2014 Pinstripe
6	Ted Kwalick	1969 Orange
6	Dean DiMidio	1986 Orange
6	O.J. McDuffie	1993 Blockbuster
6	Jordan Norwood	2006 Orange

## LONGEST RECEPTION

72	Chuck Herd from Tom Shuman	1974 Orange
72	Chris Godwin from C. Hackenberg	2014 Pinstripe

## YARDS PER RECEPTION

(Minimum 3 Receptions)

34.0	Jimmy Cefalo	1975 Cotton
29.0	Gregg Garrity	1983 Sugar
28.3	Bobby Engram	1996 Outback
24.3	Deon Butler	2007 Outback
24.2	Deon Butler	2009 Rose

## TOUCHDOWNS

2	Bobby Engram	1996 Outback
---	--------------	--------------

## TOTAL OFFENSE

## TOTAL YARDAGE

371	Christian Hackenberg	2014 Pinstripe
290	Daryll Clark	2009 Rose
274	Michael Robinson	2006 Orange
240	Tom Shuman	1975 Cotton
236	Daryll Clark	2010 Capital One
232	Blair Thomas	1989 Holiday
217	Wally Richardson	1996 Outback

## TOUCHDOWNS RESPONSIBLE

4	Tony Sacca	1992 Fiesta
4	Wally Richardson	1996 Outback
4	Christian Hackenberg	2014 Pinstripe
3	Dick Hoak	1960 Liberty
3	Galen Hall	1961 Gator
3	Ki-Jana Carter	1995 Rose
3	Daryll Clark	2009 Rose

## OFFENSIVE PLAYS

58	Christian Hackenberg	2014 Pinstripe
56	Michael Robinson	2006 Orange
46	Daryll Clark	2010 Capital One
44	Doug Strang	1983 Aloha
43	Daryll Clark	2009 Rose
43	Matt McGloin	2011 Outback
38	Mike McQueary	1998 Citrus
37	John Hufnagel	1972 Sugar





## BOWL RECORDS - INDIVIDUAL

## SCORING

POINTS		
20	Curtis Enis	1997 Fiesta
18	Ki-Jana Carter	1995 Rose
14	Travis Forney	1999 Outback
13	Brett Conway	1996 Outback
13	Collin Wagner	2010 Capital One
12	10 times; last: Austin Scott	2006 Orange

## TOUCHDOWNS

3	Ki-Jana Carter	1995 Rose
3	Curtis Enis	1997 Fiesta
2	Nine times; last: Austin Scott	2006 Orange

## KICKING POINTS

14	Travis Forney	1999 Outback
13	Brett Conway	1996 Outback
13	Collin Wagner	2010 Capital One
12	Alberto Vitiello	1972 Cotton
12	Ray Tarasi	1989 Holiday
10	Matt Bahr	1977 Fiesta

## EXTRA POINTS

6	Craig Fayak	1992 Fiesta
5	John Reihner	1975 Cotton
4	Henry Oppermann	1960 Liberty
4	Herb Mendhart	1980 Fiesta
4	Craig Fayak	1994 Citrus
4	Brett Conway	1995 Rose
4	Brett Conway	1996 Outback
4	Sam Ficken	2014 Pinstripe

## FIELD GOALS

4	Travis Forney	1999 Outback
4	Collin Wagner	2010 Capital One
3	Alberto Vitiello	1972 Cotton
3	Herb Mendhart	1979 Liberty
3	Ray Tarasi	1983 Aloha
3	Brett Conway	1996 Outback
3	Robbie Gould	2003 Capital One

## FIELD GOAL ATTEMPTS

5	Travis Forney	1999 Outback
5	Kevin Kelly	2007 Outback
4	Herb Mendhart	1979 Liberty
4	Brett Conway	1996 Outback
4	Robbie Gould	2003 Capital One
4	Collin Wagner	2010 Capital One

## LONGEST FIELD GOAL

51	Ray Tarasi	1989 Holiday
49	Nick Gancitano	1983 Aloha
45	Nick Gancitano	1983 Sugar
45	Sam Ficken	2014 Pinstripe
44	Chris Bahr	1974 Orange
43	Brett Conway	1995 Rose
43	Travis Forney	1999 Outback

## DEFENSIVE SCORE

102	Andre Collins	1989 Holiday (Interception return of pass for two-point conversion)
88	Tony Davis	2007 Outback (fumble)
53	Gary Brown	1989 Holiday (fumble)
34	Derek Fox	1999 Alamo (interception)
23	Reggie Givens	1992 Fiesta (fumble)

## PUNT RETURNS

RETURNS		
5	Kevin Baugh	1983 Sugar
3	Rich Mauti	1975 Sugar
3	Jim Coates	1986 Orange
3	Jim Coates	1987 Fiesta
3	Bobby Engram	1994 Citrus
3	Mike Archie	1996 Outback
3	Justin Brown	2010 Capital One

## YARDAGE

106	Kevin Baugh	1983 Sugar
71	O.J. McDuffie	1992 Fiesta
67	Jimmy Cefalo	1977 Fiesta
61	Gary Hayman	1974 Orange
53	Terry Smith	1990 Blockbuster
52	Kenny Watson	1998 Citrus

## AVERAGE

<i>(Minimum 3 Returns)</i>		
21.2	Kevin Baugh	1983 Sugar
20.3	Gary Hayman	1974 Orange
17.8	O.J. McDuffie	1992 Fiesta
14.0	Bobby Engram	1994 Citrus
10.0	Mike Archie	1996 Outback

## LONGEST RETURN

67	Jimmy Cefalo	1977 Fiesta
52	Kenny Watson	1998 Citrus
42	Terry Smith	1990 Blockbuster
39	O.J. McDuffie	1992 Fiesta
36	Gary Hayman	1974 Orange

## KICKOFF RETURNS

## RETURNS

6	Leroy Thompson	1988 Citrus
5	O.J. McDuffie	1989 Holiday
4	Chaz Powell	2010 Capital One
4	Silas Redd	2011 Outback

## YARDAGE

128	O.J. McDuffie	1989 Holiday
127	Leroy Thompson	1988 Citrus
85	Ambrose Fletcher	1995 Rose
81	Kenny Watson	1997 Fiesta
78	Chaz Powell	2010 Capital One
74	Silas Redd	2011 Outback

## AVERAGE

<i>(Minimum 3 Returns)</i>		
25.6	O.J. McDuffie	1989 Holiday
23.0	Curt Warner	1980 Fiesta
21.3	Eddie Drummond	1999 Outback
21.2	Leroy Thompson	1988 Citrus
20.3	Jim Coates	1986 Orange

## LONGEST RETURN

81	Kenny Watson	1997 Fiesta
72	Ambrose Fletcher	1995 Rose
50	Joe Jackson	1975 Cotton
46	O.J. McDuffie	1989 Holiday
42	D.J. Dozier	1983 Aloha
42	Shelly Hammonds	1992 Fiesta

## PUNTING

PUNTS		
12	Mike Palm	1923 Rose
12	Bob Parsons	1970 Orange
11	Jeremy Kapinos	2006 Orange
10	Brian Masella	1972 Sugar
10	Scott Fitzkee	1979 Sugar

## AVERAGE

<i>(Minimum 3 Punts)</i>		
51.4	Jeremy Boone	2007 Alamo
51.0	Chris Clauss	1988 Citrus
50.8	Ralph Giacommaro	1982 Fiesta
48.5	Chris Bahr	1975 Sugar
47.9	Doug Helkowski	1992 Fiesta

## LONGEST PUNT

68	Bob Campbell	1967 Gator
63	Ralph Giacommaro	1982 Fiesta
62	Pete Liske	1961 Gator
62	Ralph Giacommaro	1983 Sugar
62	George Reynolds	1983 Aloha
59	Scott Fitzkee	1977 Fiesta

## INTERCEPTIONS

## INTERCEPTIONS

2	Tim Montgomery	1967 Gator
	George Landis	1970 Orange
	Dennis Onkotz	1970 Orange
	Neal Smith	1970 Orange
	Mark Robinson	1983 Sugar
	Shane Conlan	1987 Fiesta
	Pete Giftopoulos	1987 Fiesta
	Sherrod Rainge	1989 Holiday
	Reggie Givens	1992 Fiesta
	Chuck Penzenik	1995 Rose
	Kim Herring	1996 Outback
	Anthony King	1999 Outback
	Derek Fox	1999 Alamo

## RETURN YARDAGE

102	Andre Collins	1989 Holiday
58	Chuck Penzenik	1995 Rose
56	George Landis	1970 Orange
55	Rich Milot	1979 Sugar
46	Shane Conlan	1987 Fiesta

## LONGEST RETURN

102	Andre Collins	1989 Holiday
55	Rich Milot	1979 Sugar
44	Chuck Penzenik	1995 Rose
42	Tim Montgomery	1967 Gator
40	George Landis	1970 Orange



## BOWL RECORDS - INDIVIDUAL

## TACKLES

## TACKLES

18	Matt Millen	1977 Fiesta
17	Lance Mehl	1979 Sugar
16	Kurt Allerman	1976 Gator
15	Keith Goganious	1992 Fiesta
14	Gary Gray	1972 Cotton
14	Ron Coder	1975 Sugar
14	Randy Sidler	1976 Gator
14	Tom DePaso	1977 Fiesta
14	Scott Radecic	1983 Sugar
14	Carmen Masciantonio	1983 Aloha
14	Scott Radecic	1983 Aloha
14	LaVar Arrington	1999 Alamo
14	Sean Lee	2007 Alamo

## TACKLES FOR LOSS

5.0	Navorro Bowman	2009 Rose
4.0	Courtney Brown	1999 Outback
4.0	Justin Kurpeikis	1999 Alamo
3.5	Devon Still	2011 Outback
3.0	Bruce Clark	1977 Fiesta
3.0	Frank Case	1980 Fiesta
3.0	Gene Gladys	1980 Fiesta
3.0	Leo Wisniewski	1982 Fiesta
3.0	Trey Bauer	1988 Citrus
3.0	Todd Atkins	1995 Rose
3.0	Courtney Brown	1999 Alamo
2.5	Jay Alford	2006 Orange
2.5	Paul Posluszny	2007 Outback

## TACKLES FOR LOSS, YARDAGE

26	Courtney Brown	1999 Outback
21	Justin Kurpeikis	1999 Alamo
21	Navorro Bowman	2009 Rose
20	Todd Atkins	1995 Rose
17	Phil Yeboah-Kodie	1995 Rose
17	Brad Scioli	1999 Outback
14	Shane Conlan	1986 Orange

## SACKS

2.0	Todd Burger	1989 Holiday
2.0	Todd Atkins	1995 Rose
2.0	Phil Yeboah-Kodie	1995 Rose
2.0	Terry Killens	1996 Outback
2.0	Courtney Brown	1999 Outback
2.0	Brad Scioli	1999 Outback
2.0	Justin Kurpeikis	1999 Alamo
1.5	Jay Alford	2006 Orange

## SACK YARDAGE

19	Terry Killens	1996 Outback
18	Justin Kurpeikis	1999 Alamo
17	Todd Atkins	1995 Rose
17	Phil Yeboah-Kodie	1995 Rose
17	Brad Scioli	1999 Outback
16	Courtney Brown	1999 Outback
16	Jared Odrick	2010 Capital One
12	Chris Synder	1996 Outback
12	Shawn Lee	1997 Fiesta

## BOWL RECORDS - TEAM

## Points: 50

1989 Holiday vs. Brigham Young.

## Fewest Points Allowed: 0

1959 Liberty vs. Alabama;  
1999 Alamo vs. Texas A&M.

## Most Combined Points: 89

1989 Holiday vs. Brigham Young (W, 50-39).

## Fewest Combined Points: 7

1959 Liberty vs. Alabama (W, 7-0).

## Most First-Quarter Points: 14

1977 Fiesta vs. Arizona State.

## Most Second-Quarter Points: 21

1960 Liberty vs. Oregon.

## Most Third-Quarter Points: 27

1996 Outback vs. Auburn.

## Most Fourth-Quarter Points: 24

1975 Cotton vs. Baylor.

## Most First-Half Points: 21

1960 Liberty vs. Oregon.

## Most Second-Half Points: 38

1975 Cotton vs. Baylor;

1989 Holiday vs. BYU.

## First Downs: 26

1989 Holiday vs. Brigham Young.

## Most Combined First Downs: 61

1989 Holiday vs. Brigham Young.

## Rushing Yards: 351

1980 Fiesta vs. Ohio State.

## Rushing Yards Combined: 486

1996 Outback vs. Auburn.

## Rushing Yardage Average: 7.5

1996 Fiesta vs. Texas.

## Rushing Attempts: 75

2014 Pinstripe vs. Boston College.

## Passing Yards: 371

2014 Pinstripe vs. Boston College.

## Passing Yards Combined: 791

1989 Holiday vs. Brigham Young.

## Pass Completions: 34

2014 Pinstripe vs. Boston College.

## Pass Attempts: 50

2014 Pinstripe vs. Boston College.

## Touchdown Passes: 4

1992 Fiesta vs. Tennessee;

1996 Outback vs. Auburn;

2014 Pinstripe vs. Boston College.

## Interceptions Thrown: 5

2011 Outback vs. Florida.

## Total Offense: 491

1975 Cotton vs. Baylor.

## Total Offense Combined: 1,115

1989 Holiday vs. Brigham Young.

## Total Plays: 87

1960 Liberty vs. Oregon;

2006 Orange vs. Florida State.

## Fumbles Lost: 4

1959 Liberty vs. Alabama;

1972 Sugar vs. Oklahoma.

## Turnovers: 5

1962 Gator vs. Florida;

1972 Sugar vs. Oklahoma;

1986 Orange vs. Oklahoma;

2011 Outback vs. Florida.

## Penalties: 12

1977 Fiesta vs. Arizona State.

## Penalty Yardage: 126

1977 Fiesta vs. Arizona State.

## Punts: 12

1923 Rose vs. Southern California;

1970 Orange vs. Missouri.

## Fewest Punts: 2

1975 Cotton vs. Baylor;

1989 Holiday vs. Brigham Young.

## Largest Comeback Win: 14

2007 Alamo vs. Texas A&amp;M

(Trailed 14-0; won 24-17);

2014 Pinstripe vs. Boston College

(Trailed 21-7; won 31-30 in OT).

## Attendance: 102,247

1995 Rose vs. Oregon.



## NCAA - BOWL LEADERS

## BOWL APPEARANCES

School	Bowls
Alabama	62
Texas	53
Nebraska	52
Georgia	51
Tennessee	51
USC	50
Oklahoma	49
LSU	47
<b>Penn State</b>	46
Ohio State	46
Michigan	44
Florida State	43
Georgia Tech	43

## BOWL VICTORIES

School	Wins
Alabama	34
Southern California	33
<b>Penn State</b>	28
Georgia	28
Oklahoma	28
Texas	27
Tennessee	26
Florida State	25
Nebraska	25
Georgia Tech	24
LSU	23
Mississippi	23
Auburn	22

## BOWL WINNING PERCENTAGE

School	Record	Pct.
<i>(Minimum 20 Appearances)</i>		
Southern California	33-16-0	67.3
<b>Penn State</b>	28-15-2	64.4
Oklahoma State	16-9-0	64.0
Mississippi	23-13-0	63.9
Syracuse	15-9-1	62.0
Florida State	25-15-2	61.9
Oklahoma	28-19-1	59.4
Georgia	28-19-3	59.0
Auburn	22-15-2	59.0
Alabama	34-24-3	58.2
Georgia Tech	14-19-0	55.8
North Carolina State	15-12-1	55.3

## BOWL GAME HIGHS &amp; LOWS

## RUSHING YARDAGE

High	Low
351, 1980 Fiesta	19, 1979 Sugar
330, 1997 Fiesta	28, 1974 Orange
301, 1959 Liberty	47, 1998 Citrus
278, 1959 Liberty	49, 1972 Sugar
270, 2007 Alamo	57, 1970 Orange
268, 1977 Fiesta	76, 1992 Fiesta
266, 1996 Outback	
265, 1975 Cotton	

## PASSING YARDAGE

High	Low
371, 2014 Pinstripe	6, 1923 Rose
278, 1990 Blockbuster	41, 1959 Liberty
273, 2009 Rose	50, 1962 Gator
253, 2006 Orange	53, 1987 Fiesta
228, 1983 Sugar	69, 1967 Gator
226, 1975 Sugar	
221, 1996 Outback	
216, 2010 Capital One	
215, 1989 Holiday	

## TOTAL OFFENSE

High	Low
491, 1975 Cotton	104, 1923 Rose
487, 1996 Outback	139, 1962 Gator
468, 1980 Fiesta	139, 1998 Citrus
464, 1989 Holiday	162, 1987 Fiesta
453, 2014 Pinstripe	182, 1979 Sugar
430, 1995 Rose	185, 1974 Orange
425, 1997 Fiesta	
420, 1960 Liberty	
420, 1999 Outback	

## FIRST DOWNS

High	Low
26, 1989 Holiday	5, 1923 Rose
25, 1960 Liberty	8, 1962 Gator
25, 2014 Pinstripe	8, 1987 Fiesta
24, 1999 Outback	9, 1974 Orange
23, 2006 Orange	9, 1998 Citrus
23, 2007 Alamo	11, 1972 Sugar
22, 1980 Fiesta	
22, 1995 Rose	
22, 1996 Outback	

## RUSHING YARDAGE DEFENSE

Best	Worst
-8, 1979 Liberty	289, 2014 Pinstripe
26, 2006 Orange	285, 1988 Citrus
41, 2010 Capital One	281, 1986 Orange
45, 1995 Rose	278, 1972 Sugar
55, 1967 Gator	254, 1923 Rose
60, 1980 Fiesta	254, 1998 Citrus
61, 2009 Rose	220, 1996 Outback
68, 2012 TicketCity	
73, 1997 Fiesta	
76, 1969 Orange	

## PASSING YARDAGE DEFENSE

Best	Worst
27, 1959 Liberty	576, 1989 Holiday
39, 1923 Rose	532, 2012 TicketCity
69, 1974 Orange	456, 1995 Rose
78, 2003 Capital One	413, 2009 Rose
83, 1972 Cotton	363, 1967 Gator
	336, 1977 Fiesta
	336, 1999 Outback

## TOTAL DEFENSE

Best	Worst
141, 1959 Liberty	651, 1989 Holiday
202, 1979 Liberty	600, 2012 TicketCity
202, 1999 Alamo	501, 1995 Rose
206, 1948 Cotton	499, 1988 Citrus
241, 1969 Orange	474, 2009 Rose
243, 2010 Capital One	453, 1972 Sugar
	445, 1987 Fiesta

## FIRST DOWN DEFENSE

Best	Worst
7, 1959 Liberty	35, 1989 Holiday
9, 2010 Capital One	29, 1977 Fiesta
12, 1948 Cotton	27, 1995 Rose
12, 1986 Orange	27, 2009 Rose
12, 2006 Orange	25, 1988 Citrus
13, 1923 Rose	25, 1992 Fiesta
13, 1961 Gator	25, 2012 TicketCity
13, 1970 Orange	24, 1999 Outback



## BOWL LEADERS

## CAREER BOWL LEADERS

RUSHING YARDAGE	Bowls	Att.	Yards	Avg.	TD
Curt Warner	4	76	474	6.2	5
Matt Suhey	4	51	276	5.4	2
Evan Royster	4	52	262	5.0	1
Charlie Pittman	3	54	250	4.6	1
Ki-Jana Carter	2	40	249	6.2	5
Steve Geise	3	46	193	4.2	1
Blair Thomas	2	36	183	5.1	1
D.J. Dozier	3	47	178	3.7	2
Bob Torrey	3	23	177	7.7	0
Leroy Thompson	3	34	169	5.0	2
Tony Hunt	2	31	158	5.1	0
Stephfon Green	3	32	158	4.9	1
Tom Donchez	3	37	152	4.1	1

PASSING YARDAGE	Bowls	Att.	Cmp.	Yards	TD
Tony Sacca	3	73	33	550	7
Todd Blackledge	3	69	32	520	2
Kerry Collins	3	84	46	507	2
Daryll Clark	3	71	39	489	3
Tom Shuman	2	37	16	383	2
<b>Christian Hackenberg</b>	<b>1</b>	<b>50</b>	<b>34</b>	<b>371</b>	<b>4</b>
Chuck Fusina	3	86	38	363	3
Chuck Burkhardt	2	49	23	341	1
Anthony Morelli	2	56	29	340	2
Wally Richardson	3	44	25	312	5
John Hufnagel	2	43	19	284	1
Michael Robinson	2	42	23	284	1
Galen Hall	3	35	17	240	4

RECEPTIONS	Bowls	No.	Yards	Avg.	TD
Bobby Engram	4	16	272	17.0	3
Jimmy Cefalo	4	13	219	16.8	1
Jordan Norwood	4	13	177	13.6	1
Deon Butler	4	12	242	20.2	1
O.J. McDuffie	3	12	225	18.8	1
Andrew Quarless	4	12	117	9.8	1
Derrick Williams	3	12	100	8.3	1
Dean DiMidio	3	10	85	8.5	0
David Daniels	2	9	218	24.2	2
Tony Stewart	2	9	98	10.9	0
Derek Moyer	4	8	132	16.5	2
Kevin Baugh	4	8	124	15.5	0
Ted Kwalick	2	8	99	12.4	1
Brad Scovill	3	8	97	12.1	0
Freddie Scott	3	8	77	9.6	1
Stephfon Green	3	8	74	9.3	0
Terry Smith	2	7	129	18.4	2
<b>Chris Godwin</b>	<b>1</b>	<b>7</b>	<b>140</b>	<b>20.0</b>	<b>1</b>
<b>Geno Lewis</b>	<b>1</b>	<b>7</b>	<b>82</b>	<b>11.7</b>	<b>1</b>
<b>DaeSean Hamilton</b>	<b>1</b>	<b>7</b>	<b>51</b>	<b>7.3</b>	<b>1</b>

TOUCHDOWN RECEPTIONS	No.	Bowls
Bobby Engram	3	1994 Citrus (1), 1996 Outback (2)
Roger Kochman	2	1959 Liberty, 1961 Gator
Gregg Garrity	2	1982 Fiesta, 1983 Sugar
David Daniels	2	1989 Holiday, 1990 Blockbuster
Terry Smith	2	1989 Holiday, 1990 Blockbuster
Derek Moyer	2	2010 Capital One, 2011 Outback

## TOP BOWL PERFORMANCES

RUSHING YARDAGE		
186	Blair Thomas	1989 Holiday
158	Tony Hunt	2007 Outback
156	Ki-Jana Carter	1995 Rose
155	Curt Warner	1980 Fiesta
146	Lydell Mitchell	1972 Cotton
145	Curt Warner	1982 Fiesta
143	Rodney Kinlaw	2007 Alamo
124	Charlie Pittman	1967 Gator
118	Stephen Pitts	1996 Outback
117	Curt Warner	1983 Sugar
116	Tom Donchez	1975 Cotton
112	Matt Suhey	1979 Liberty
111	Steve Geise	1977 Fiesta
110	Austin Scott	2006 Orange
107	Bob Torrey	1977 Fiesta
105	Eric McCoo	1999 Outback
102	D.J. Dozier	1987 Fiesta
101	Bob Campbell	1969 Orange

PASSING YARDAGE		
<b>371</b>	<b>Christian Hackenberg</b>	<b>2014 Pinstripe</b>
273	Daryll Clark	2009 Rose
253	Michael Robinson	2006 Orange
228	Todd Blackledge	1983 Sugar
226	Tom Shuman	1975 Cotton
217	Wally Richardson	1996 Outback
216	Daryll Clark	2010 Capital One
211	Matt McGloin	2011 Outback
206	Tony Sacca	1989 Holiday
200	Kerry Collins	1995 Rose
197	Anthony Morelli	2007 Outback
194	Tony Sacca	1990 Blockbuster
187	Chuck Burkhardt	1970 Orange
187	Kevin Thompson	1999 Outback
175	Galen Hall	1961 Gator
175	Todd Blackledge	1982 Fiesta
163	Chuck Fusina	1979 Sugar
162	Kerry Collins	1994 Citrus
157	Tom Shuman	1974 Orange

RECEIVING YARDAGE		
154	David Daniels	1990 Blockbuster
<b>140</b>	<b>Chris Godwin</b>	<b>2014 Pinstripe</b>
116	Gregg Garrity	1983 Sugar
113	Bobby Engram	1996 Outback
111	O.J. McDuffie	1993 Blockbuster
110	Jordan Norwood	2006 Orange
107	Bobby Engram	1994 Citrus
102	Jimmy Cefalo	1975 Cotton
100	Terry Smith	1990 Blockbuster
97	Deon Butler	2009 Rose
88	Andrew Quarless	2010 Capital One
<b>82</b>	<b>Geno Lewis</b>	<b>2014 Pinstripe</b>
81	Lydell Mitchell	1970 Orange
81	Scott Skarzynski	1972 Cotton
79	Ethan Kilmer	2006 Orange
79	Derek Moyer	2011 Outback
78	O.J. McDuffie	1992 Fiesta
74	Ted Kwalick	1969 Orange
74	Bob Nagle	1975 Cotton



2

**MARCUS ALLEN**  
6-2 // 209 // So./So. // S  
Upper Marlboro, Md.



**Awards:** Named honorable mention All-Big Ten by both the coaches and media.

**Season:** Started 11 games this season...Recovered his first career fumble vs. Maryland (10/24)...Forced his first career fumble at Northwestern (11/7)...Second on the team with 75 tackles. **at Temple (9/5):** Made three tackles. **Buffalo (9/12):** Had six stops. **Rutgers (9/19):** Had a game-best 11 tackles...Part of a defense that held Rutgers to just three points, the fewest in a Big Ten opener since limiting Minnesota to three points in 1994...Helped limit Rutgers to 43 rushing yards, the fewest since giving up just 33 yards to Maryland last season. **San Diego State (9/26):** Made one tackle. **Indiana (10/10):** Recorded nine tackles, including 1.5 tackles for loss...Helped snap Indiana's string of nine games in which the Hoosiers scored 20-plus points...Part of a defense that held Indiana to 234 yards of total offense, the fewest allowed by PSU since giving up 221 at Indiana in 2014...Led a secondary that limited the Hoosiers' 155 passing yards, the fewest allowed by Penn State in a Big Ten game since allowing 68 to Indiana last season. **at Ohio State (10/17):** Made eight tackles...Logged one tackle for loss. **vs. Maryland (10/24):** Made his first career fumble recovery in Penn State territory on Maryland's third possession of the game...Tallied nine tackles...Recorded 1.0 sack...Helped the Nittany Lions force a season-high five turnovers. **Illinois (10/31):** Recorded three tackles...Added one pass breakup...Part of a defense that recorded its first Big Ten shutout since blanking Minnesota in 2009 (20-0)...Helped hold Illinois to just 167 yards (37 rushing, 130 passing), the fewest allowed since holding Minnesota to 138 yards (37 rushing, 101 passing) in 2009...As a unit, the defense forced a punt on 12 of Illinois' 15 possessions, with two ending with a turnover on downs and the other halted by an interception. **at Northwestern (11/7):** Recorded seven tackles...Forced his first career in the first quarter. **Michigan (11/21):** Made a career-high 12 tackles...Had one pass breakup...Helped hold Michigan to less than 100 yards rushing, the fifth Penn State opponent that failed to reach 100 rushing yards (87 on 30 carries). **at Michigan State (11/28):** Made six tackles.

**ALLEN'S CAREER STATISTICS**

	TK	UA-A	FR	FC	I	PBU	SACK	TFL
2014	58	35-23	0	0	3		1.0-11	2.0-13
2015	75	40-35	1	1	0	2	1.0-9	3.5-12
<b>Career</b>	<b>133</b>	<b>75-58</b>	<b>1</b>	<b>1</b>	<b>0</b>	<b>5</b>	<b>2.0-20</b>	<b>5.5-25</b>

**ALLEN'S 2015 GAME-BY-GAME**

*Tackles (Total-Solo-Assists)*

at Temple 3-2-1; Buffalo 6-3-3; Rutgers 11-7-4; San Diego State 1-0-1; Army DNP; Indiana 9-5-4; at Ohio State 8-4-4; vs. Maryland 9-6-3; Illinois 3-1-2; at Northwestern 7-6-1; Michigan 12-4-8; at Michigan State 6-4-2.



8

**MARK ALLEN**  
5-6 // 181 // So./Fr. // RB  
Hyattsville, Md.



**Season:** Appeared in seven games with one start...Made his first career start vs. Army (10/3)...Is one of six freshmen (3 redshirt, 3 true) to start this season...Has seen time on offense and as a punt returner...Is one of 17 redshirt freshmen to see action...Named Academic All-Big Ten **at Temple (9/5):** Ran for seven yards on two rushing attempts...Returned four punts for 33 yards...First career punt return went for 14 yards...His four punt returns are the most by a single Nittany Lion since Justin Brown returned five punts on Oct. 29, 2011 vs. Illinois. **Buffalo (9/12):** Made one rush for two yards...Also returned one punt. **Rutgers (9/19):** Rushed the ball three times. **San Diego State (9/26):** Caught his first career pass, a 13-yard touchdown reception on a swing pass in the second quarter...Pulled in two passes in the game for 29 yards...Gained five yards on a career-high five rushes...Had a career-long run of six yards in the fourth quarter...Allen and Saquon Barkley combined to become the first Penn State running back duo to have touchdown receptions in the same game since 2006 at Minnesota (Tony Hunt & Matt Hahn). **Army (10/3):** Carried six times for 17 yards in his first career start. **Indiana (10/10):** Rushed the ball eight times for career-high 45 yards...Had a 28-yard rush in the second quarter...Caught two passes for 15 yards. **Illinois (10/31):** Rushed twice for 23 yards...His second run of the game went for a season-long 20 yards and a touchdown.

**ALLEN'S RUSHING STATISTICS**

	Att-Yds	Avg.	TD	LG
2015	27-98	3.6	1	28
<b>Career</b>	<b>27-98</b>	<b>3.6</b>	<b>1</b>	<b>28</b>

**ALLEN'S 2015 GAME-BY-GAME**

*Rushing (Carries-Yards-TD)*

at Temple 2-7-0; Buffalo 1-2-0; Rutgers 3-(-1)-0; San Diego State 5-5-0; Army 6-19-0; Indiana 8-45-0; at Ohio State DNP; vs. Maryland DNP; Illinois 2-23-1; at Northwestern DNP; Michigan DNP; at Michigan State DNP.

**ALLEN'S RECEIVING STATISTICS**

	Rec-Yds	Avg.	TD	LG
2015	4-44	11.0	1	16
<b>Career</b>	<b>4-44</b>	<b>11.0</b>	<b>1</b>	<b>16</b>

**ALLEN'S 2015 GAME-BY-GAME**

*Receiving (Receptions-Yards-TD)*

at Temple 0-0-0; Buffalo 0-0-0; Rutgers 0-0-0; San Diego State 2-29-1; Army 0-0-0; Indiana 2-15-0; at Ohio State DNP; vs. Maryland DNP; Illinois 0-0-0; at Northwestern DNP; Michigan DNP; at Michigan State DNP.


**ALLEN'S PUNT RETURN STATISTICS**

	No.	Yds	AVG	TD	LG
2015	5	33	6.6	0	14
<b>Career</b>	<b>5</b>	<b>33</b>	<b>6.6</b>	<b>0</b>	<b>14</b>

**ALLEN'S 2015 GAME-BY-GAME**

*Punt Returns (Returns-Yards-TD-YPR)*

at Temple 4-33-0-8.2; Buffalo 1-0-0-0.0; Rutgers 0-0-0-0.0, San Diego State 0-0-0-0.0; Army 0-0-0-0.0; Indiana 0-0-0-0.0; at Ohio State DNP; vs. Maryland DNP; Illinois 0-0-0-0.0; at Northwestern DNP; at Michigan State DNP.



28

**TROY APKE**  
6-1 // 198 // So./So. // S  
Mt. Lebanon, Pa.



**Season:** Appeared in 12 games with one start...Started his first career game vs. Army (10/3)...Ranks third on the team with eight special teams tackles. **at Temple (9/5):** Had one tackle on punt coverage. **Buffalo (9/12):** Recorded three tackles. **Rutgers (9/19):** Forced his first career fumble in the fourth quarter...Made one tackle. **San Diego State (9/26):** Saw his most extensive action on defense...Logged three tackles. **Army (10/3):** Made a career-high five tackles in his first collegiate start...Was a part of a defensive that limited Army to one pass attempt, the fewest by a Penn State opponent since at least 1966, and one completion, the fewest since 1976 (Ohio State)...The one completion is tied for the fewest by a team in FBS this year (by Georgia Southern vs. Western Michigan)...The one pass attempt is the fewest by an FBS team this season...Helped hold Army to just 32 passing yards, the fewest against the Nittany Lions in the Big Ten era (since 1993). **Indiana (10/10):** Made three tackles...Helped snap Indiana's string of nine games in which the Hoosiers scored 20-plus points...Part of a defense that held Indiana to 234 yards of total offense, the fewest allowed by PSU since giving up 221 at Indiana in 2014...Led a secondary that limited the Hoosiers' 155 passing yards, the fewest allowed by Penn State in a Big Ten game since allowing 68 to Indiana last season. **at Ohio State (10/17):** Made one tackle on punt coverage. **vs. Maryland (10/24):** Made one tackle. **Illinois (10/31):** Made two tackles. **Michigan (11/21):** Had one pass breakup. **at Michigan State (11/28):** Tied a career-high five tackles.

**APKE'S CAREER STATISTICS**

	TK	UA-A	FR	FC	I	PBU	SACK	TFL
2014	2	0-2	0	0	0	0	0-0	0-0
2015	25	16-9	0	1	0	1	0-0	0-0
<b>Career</b>	<b>27</b>	<b>16-11</b>	<b>0</b>	<b>1</b>	<b>0</b>	<b>1</b>	<b>0-0</b>	<b>0-0</b>

**APKE'S 2015 GAME-BY-GAME**

*Tackles (Total-Solo-Assists)*

at Temple 1-0-1; Buffalo 3-2-1; Rutgers 1-1-0; San Diego State 3-3-0; Army 5-1-4; Indiana 3-2-1; at Ohio State 1-0-1; vs. Maryland 1-1-0; Illinois 2-1-1; at Northwestern 0-0-0; Michigan 0-0-0; at Michigan State 5-3-2.



35

**MATTHEW BANEY**  
6-0 // 225 // Gr./Sr. // LB  
State College, Pa.



**Season:** Appeared in six games...Graduated in December with a degree in kinesiology...One of 14 Nittany Lions to earn their degree in December...One of 17 Nittany Lions to have their degree...Won the Letterman's Club Scholarship...Named Academic All-Big Ten.


**BANEY'S CAREER STATISTICS**

	TK	UA-A	FR	FC	I	PBU	SACK	TFL
2013								
2014	0	0-0	0	0	0	0	0-0	0-0
2015	0	0-0	0	0	0	0	0-0	0-0
<b>Career</b>	<b>0</b>	<b>0-0</b>	<b>0</b>	<b>0</b>	<b>0</b>	<b>0</b>	<b>0-0</b>	<b>0-0</b>

**BANEY'S 2015 GAME-BY-GAME**

*Tackles (Total-Solo-Assists)*

at Temple 0-0-0; Buffalo 0-0-0; Rutgers 0-0-0; San Diego State 0-0-0; Army DNP; Indiana 0-0-0; at Ohio State DNP; vs. Maryland DNP; Illinois 0-0-0; Michigan DNP; at Michigan State DNP.



26

**SAQUON BARKLEY**  
5-11 // 222 // Fr./Fr. // RB  
Coplay, Pa.



**Career:** Broke Penn State's freshman (true or redshirt) season record after bringing his total to 1,007 yards at Michigan State, surpassing D.J. Dozier's mark of 1,002 set in 1983...Is tied for tied for first place on the Penn State true freshman season rushing touchdown (Dozier, 7) and 100-yard rushing games list (Dozier, 5)...Is 24th on Penn State's single-season rushing chart...Ranks 43rd on Penn State's career rushing list.

**Awards:** Named second team All-Big Ten by both the coaches and media...Named to Sportin' News' and USA Today's Freshman All-America team...Selected BTN.com Big Ten Freshman of the Year and earned BTN.com All-Freshman Team laurels...Named Athlon Sports Big Ten Offensive Freshman of the Year...Garnered second team All-Big Ten honors from the Associated Press and Athlon Sports...Earned ESPN.com Big Ten All-Freshman team accolades...Named Sports on Earth's Best Offensive Freshman...Selected as Big Ten Co-Freshman of the Week (Sept. 14) after his performance against Buffalo...Claimed second-straight Big Ten Co-Freshman of the Week (Sept. 21) honor after his effort versus Rutgers...Four-time ECAC Freshman of the Week selection (9/22, 10/20, 11/3, 11/10).

**Season:** Appeared in 10 games with five starts...Sits 29th in the FBS and fourth in the Big Ten in yards per carry (6.10 ypc)...Ranks 29th in the NCAA and fourth in the conference with 100.7 rushing yards per game, which is skewed by having just one carry in the season opener vs. Temple and missing three quarters in the San Diego State game...Is the top true freshman rusher in the NCAA and the only true freshman to average 100-plus yards...Ranks 58th nationally and sixth in the Big Ten in all-purpose yards (115.50)...Made his first career start at Maryland (10/24)...Is one of six freshmen (3 redshirt, 3 true) to start this season...Is one of five true freshmen to see action...Has five 100-yard rushing performances...Has 32 rushes of 10 or more yards this season with career-long runs of 56 yards at Ohio State and vs. Michigan...Also logged runs of 54 and 40 yards against Rutgers...Ranks 17th in FBS and first in the Big Ten in rushes of 20 or more yards (13)...Tied for 18th in FBS and tied for first in the conference in rushes of 30 or more yards (6)...Had 310 yards in back-to-back games against Buffalo and Rutgers, which was the highest total by a true freshman RB in a two-game span since D.J. Dozier had 359 in 1983 (vs. Rutgers and Alabama)...Is only the second true freshman to have back-to-back 100-yard games, joining Dozier, who had four consecutive 100-yard games in 1983...Is the first PSU RB to have back-to-back games with a 100-yard rushing quarter since Larry Johnson in 2002 against Indiana and Michigan State. **at Temple (9/5):** Rushed one time for one yard. **Buffalo (9/12):** Rushed 12 times for a team-best 115 yards and his first career touchdown...Carried the ball eight times for 101 yards in the fourth quarter...Is the first true freshman to rush for more than 100 yards in a game since Silas Redd had 131 yards on 11 carries and one touchdown against Northwestern in 2010...Scored his first career touchdown on a 9-yard scamper in the fourth quarter...Had a 33-yard burst on Penn State's first play of the



@PennStateFBall



PSUfball

2015

PSUunrivald.com

GoPSUsports.com

fourth quarter...Teamed with Brandon Polk to become the first true freshman duo to score touchdowns in the same game since Justin King and Derrick Williams both had touchdown receptions in the 2005 at Northwestern...Named Big Ten Co-Freshman of the Week. **Rutgers (9/19):** Ran for a team- and career-best 195 yards and two touchdowns...His 195 rushing yards were the most by a Penn State true freshman since Eric McCoo had 206 against Michigan State in 1998...Had 119 yards rushing on seven carries in the fourth quarter...Teamed with Akeel Lynch (120 yards) to mark the first Big Ten Conference game that Penn State had two 100-yard rushers since Evan Royster (134) and Silas Redd (131) topped the mark vs. Northwestern in 2010...Was a part of a backfield that rushed for 330 yards, the most by Penn State since the Nittany Lions ran for 338 at Illinois in 2009...Selected as Big Ten Co-Freshman of the Week. **San Diego State (9/26):** Caught his first career pass, a 22-yard touchdown reception on a screen pass to open the scoring in the first quarter...Is the first Penn State player to have a touchdown on his first career reception since Jesse James (Navy, 2012)...His receiving touchdown was the first by a PSU running back since Bill Belton (Akron, 2014)...Gained 62 yards on eight rushes...Played the first quarter and just one series in the second quarter before leaving the game...Barkley and Mark Allen combined to become the first Penn State running back duo to have touchdown receptions in the same game since 2006 at Minnesota (Tony Hunt & Matt Hahn). **at Ohio State (10/17):** Rushed for 194 yards on 26 carries...Posted a season-long 56-yard rush in the fourth quarter...Posted his third 100-yard rushing game of the season to tie him for No. 2 on the Penn State true freshman list with McCoo and Curtis Enis...His 194 rushing yards rank No. 3 on the true freshman rushing list, behind his 195 yards vs. Rutgers and McCoo's 206 yards vs. Michigan State in 1998...Is just the second player to rush for more than 175 yards at Ohio Stadium since 2000 (Tevin Coleman in 2014). **vs. Maryland (10/24):** Made his first career start...Gained 65 yards on 20 carries...Scored his fourth rushing TD of the season in the first quarter - a 6-yard scamper. **Illinois (10/31):** Ran the ball 20 times for 84 yards, including a long of 13 yards...Caught three passes for 58 yards...Scored on a 7-yard touchdown run early in the fourth quarter, hurdling two defenders to get into the end zone. **at Northwestern (11/7):** Posted his fourth 100-yard rushing game of the season with 120 yards on 25 carries...Scored two rushing touchdowns...Also had 50 receiving yards on a career-high six catches...Led the team with 170 all-purpose yards. **Michigan (11/21):** Rushed for 68 yards on 15 carries...Tied his career long with a 56-yard run in the first quarter...Caught two passes for 19 yards. **at Michigan State (11/28):** Surpassed the Penn State freshman (true or redshirt) rushing mark with his fifth 100-yard rushing effort of the season...Gained 103 yards on 17 carries...Also caught three passes for minus-one yard.

**» BARKLEY'S RUSHING STATISTICS**

	Att-Yds	Avg.	TD	LG
2015	165-1,007	6.1	7	56
<b>Career</b>	<b>165-1,007</b>	<b>6.1</b>	<b>7</b>	<b>56</b>

**» BARKLEY'S 2015 GAME-BY-GAME**

*Rushing (Carries-Yards-TD)*

at Temple 1-1-0; Buffalo 12-115-1; Rutgers 21-195-2; San Diego State 8-62-0; Army DNP; Indiana DNP; at Ohio State 26-194-0; vs. Maryland 20-65-1; Illinois 20-84-1; at Northwestern 25-120-2; Michigan 15-68-0; at Michigan State 17-103-0.

**» BARKLEY'S RECEIVING STATISTICS**

	Rec-Yds	Avg.	TD	LG
2015	15-148	9.9	1	32
<b>Career</b>	<b>15-148</b>	<b>9.9</b>	<b>1</b>	<b>32</b>

**» BARKLEY'S 2015 GAME-BY-GAME**

*Receiving (Receptions-Yards-TD)*

at Temple 0-0-0; Buffalo 0-0; Rutgers 0-0-0; San Diego State 1-22-1; Army DNP; Indiana DNP; at Ohio State 0-0-0; vs. Maryland 0-0-0; Illinois 3-58-0; at Northwestern 6-50-0; Michigan 2-19-0; at Michigan State 3-(-1)-0.



**TAROW BARNEY**  
6-2 // 306 // Gr./Sr. // DT  
Bainbridge, Ga.

**Season:** Appeared in 12 games with one career start...Made his first career start at Michigan State (11/28)...Graduated in December with a degree in criminology...One of 17 Nittany Lions to earn their degree in December...One of 17 Nittany Lions to have their degree...Selected as the Quarterback Club Award winner with Kyle Carter for the student-athlete who

deserves special recognition. **at Temple (9/5):** Made one tackle...Combined with Curtis Cothran for a TFL in the fourth quarter...Helped Penn State pile up 15.0 TFL, its most since posting 15.0 vs. Michigan on Sept. 22, 2007. **Buffalo (9/12):** Made one stop. **San Diego State (9/26):** Tied a career best with two tackles...Recorded 0.5 tackle for loss, which helped Penn State amass 9.0 TFLs in the game...His 0.5 TFL was a combined sack in the Antoine White in the fourth quarter. **at Ohio State (10/17):** Made one tackle. **Illinois (10/31):** Made one stop. **at Michigan State (11/28):** Made his first career start, becoming the 14th Nittany Lion to earn their first career start in 2015...Recorded two tackles...Also had his first career fumble recovery in the fourth quarter.


**» BARNEY'S CAREER STATISTICS**

	TK	UA-A	FR	FC	I	PBU	SACK	TFL
2014	7	2-5	0	1	0	0	2.0-14	2.5-15
2015	8	2-6	1	0	0	0	0.5-3	1.0-5
<b>Career</b>	<b>15</b>	<b>4-11</b>	<b>1</b>	<b>1</b>	<b>0</b>	<b>0</b>	<b>2.5-17</b>	<b>3.5-20</b>

**» BARNEY'S 2015 GAME-BY-GAME**

*Tackles (Total-Solo-Assists)*

at Temple 1-0-1; Buffalo 1-0-1; Rutgers 0-0-0 San Diego State 2-0-2; Army DNP; Indiana 0-0-0; at Ohio State 1-0-1; vs. Maryland 0-0-0; Illinois 1-1-0; at Northwestern 0-0-0; Michigan 0-0-0; at Michigan State 2-1-1.



**NOAH BEH**  
6-6 // 294 // So./Fr. // T  
Scranton, Pa.

**Season:** Appeared in 12 games...Made his collegiate debut in the season opener vs. Temple...Is one of 17 redshirt freshmen to see action.



**BRANDON BELL**  
6-1 // 231 // Jr./Jr. // LB  
Mays Landing, N.J.

**Season:** Started 10 games this season...Ranks fifth in the Big Ten and 27th nationally in forced fumbles (3; 0.27 fppg)...Tied for second on the team with 5.5 sacks...Recovered his first career fumble recovery against Michigan (11/21). **at Temple (9/5):** Ranked second on the team with seven tackles - four solo...Tied for the team lead with 2.5 TFL, including a 2-yard stop behind the line of scrimmage on the game's opening play...Collected his first sack of the season and forced his second career fumble on the same play in the second quarter...Helped Penn State pile up 15.0 TFL, its most since posting 15.0 vs. Michigan on Sept. 22, 2007. **Buffalo (9/12):** Did not play. **Rutgers (9/19):** Recorded nine tackles...Part of a defense that held Rutgers to just three points, the fewest in a Big Ten opener since limiting Minnesota to three points in 1994...Helped limit Rutgers to 43 rushing yards, the fewest since giving up just 33 yards to Maryland last season. **San Diego State (9/26):** Made four tackles (three solo) and broke up one pass. **Army (10/3):** Did not play. **Indiana (10/10):** Made three tackles...Helped snap Indiana's string of nine games in which the Hoosiers scored 20-plus points...Part of a defense that held Indiana to 234 yards of total offense, the fewest allowed by PSU since giving up 221 at Indiana in 2014...Aided the defense in limiting the Hoosiers' 155 passing yards, the fewest allowed by Penn State in a Big Ten game since allowing 68 to Indiana last season. **at Ohio State (10/17):** Registered six tackles. **vs. Maryland (10/24):** Made six tackles...Forced fumble, his second of the season, in the fourth quarter with Maryland in position to have a chance to take the lead...Also had 3.5 tackles for loss, including one sack...Forced one of the season-high five turnovers. **Illinois (10/31):** Made two tackles...Had one tackle for loss...Part of a defense that recorded its first Big Ten shutout since blanking Minnesota in 2009 (20-0)...Helped hold Illinois to just 167 yards (37 rushing, 130 passing), the fewest allowed since holding Minnesota to 138 yards (37 rushing, 101 passing) in 2009...As a unit, the defense forced a punt on 12 of Illinois' 15 possessions, with two ending with a turnover on downs and the other halted by an interception. **at Northwestern (11/7):** Made eight tackles, including a career-high 2.5 sacks...Registered 3.5 tackles for loss to help Penn State record its 18th straight game with at least five tackles for loss...The defense posted 10.0 tackles for loss, marking the seventh time this season and fourth straight

game it recorded nine or more TFLs. **Michigan (11/21):** Recorded his first interception of the season (second career) in the first quarter, returning it 25 yards to the Michigan 40...Forced his fourth career fumble and recovered his first career fumble on a strip-sack in the third quarter...Posted five tackles...Had one sack for a loss of seven yards...Helped Penn State record at least one sack in its 33rd consecutive games, the Nittany Lions' longest streak since sacks became an official statistic in 2000, including 11 consecutive games with multiple sacks...Helped hold Michigan to less than 100 yards rushing, the fifth Penn State opponent that failed to reach 100 rushing yards (87 on 30 carries). **at Michigan State (11/28):** Made five tackles.


**» BELL'S CAREER STATISTICS**

	TK	UA-A	FR	FC	I	PBU	SACK	TFL
2013	24	14-10	0	1	0	0	0-0	0-0
2014	47	23-24	0	0	1	3	2.0-17	7.0-43
2015	54	28-26	1	3	1	0	5.5-33	11.5-50
<b>Career</b>	<b>125</b>	<b>65-60</b>	<b>1</b>	<b>4</b>	<b>2</b>	<b>3</b>	<b>7.5-50</b>	<b>18.5-93</b>

**» BELL'S 2015 GAME-BY-GAME**


*Tackles (Total-Solo-Assists)*

at Temple 7-4-3; Buffalo DNP; Rutgers 9-4-5 San Diego State 4-3-1; Army DNP; Indiana 3-1-2; at Ohio State 6-2-4; vs. Maryland 6-4-2; Illinois 2-1-1 at Northwestern 8-7-1; Michigan 5-3-2; at Michigan State 5-0-5.



**GORDON BENTLEY**  
6-0 // 201 // Jr./So. // WR  
Blue Bell, Pa.

**Season:** Appeared in one game...Made his Penn State debut vs. Illinois (10/31)...Earned the Highest Academic Average award.



**SAEED BLACKNALL**  
6-2 // 211 // So./So. // WR  
Manalapan, N.J.

**Season:** Appeared in 12 games with three starts...Made his first start of the season against Army and the second of his career (at Michigan, 10/11/14)...Named Academic All-Big Ten. **San Diego State (9/26):** Collected his first career 100-yard receiving game with a career-high 101 yards on four grabs...Had a career-long 46-yard reception in the second quarter to help set up the Joey Julius 24-yard field goal. **Army (10/3):** Made his second career start. **vs. Maryland (10/24):** Caught one pass for 38 yards...Reception was a part of a two-play, 75-yard touchdown drive, in the second quarter that was capped by a 37-yard touchdown reception by Chris Godwin. **Michigan (11/21):** Only catch was a 25-yard touchdown reception in the second quarter for his second career TD reception...Both of his touchdown catches have come in White Out games. **at Michigan State (11/28):** Made a season-long 59-yard catch in the third quarter that led to Penn State's second touchdown of the game...Totaled 77 yards on his one reception, recovering his own fumble for 18 yards on his 59-yard catch.

**» BLACKNALL'S CAREER STATISTICS**

	Rec-Yds	Avg.	TD	LG
2014	11-112	10.2	1	24
2015	7-241	34.4	1	59
<b>Career</b>	<b>18-353</b>	<b>19.6</b>	<b>2</b>	<b>59</b>

**» BLACKNALL'S 2015 GAME-BY-GAME**

*Receiving (Receptions-Yards-TD)*

at Temple 0-0-0; Buffalo 0-0-0; Rutgers 0-0-0; San Diego State 4-101-0; Army 0-0-0; Indiana 0-0-0; vs. Maryland 1-38-0; Illinois 0-0-0; at Northwestern 0-0-0; Michigan 1-25-1; at Michigan State 1-59-0.



@PennStateFBall



PSUFBall

2015

PSUunrivaled.com

GoPSUsports.com





**43**  
**MANNY BOWEN**  
6-1 // 200 // Fr./Fr. // LB  
Barnegat, N.J.

**Season:** Appeared in 12 games...Is one of five true freshmen to see action...Leads the team with 13 special teams tackles, including a team-best eight on kickoff coverage. **Rutgers (9/19):** Recorded two tackles for his first career stats...Notched half-tackle for loss. **Army (10/3):** Made his first career fumble recovery in the second quarter, which led to a Penn State field goal...Recorded a career-high six tackles, five being solo...Was a part of a defensive that limited Army to one pass attempt, the fewest by a Penn State opponent since at least 1966, and one completion, the fewest since 1976 (Ohio State)...The one completion is tied for the fewest by a team in FBS this year (by Georgia Southern vs. Western Michigan)...The one pass attempt is the fewest by an FBS team this season...Helped hold Army to just 32 passing yards, the fewest against the Nittany Lions in the Big Ten era (since 1993)...Was the coaching staff's Special Teams Player of the Week. **Indiana (10/10):** Made one tackle. **at Ohio State (10/17):** Made one tackle on punt coverage. **vs. Maryland (10/24):** Registered two tackles. **Illinois (10/31):** Had one tackle. **at Northwestern (11/7):** Made two tackles. **at Michigan State (11/28):** Forced his first career fumble in the fourth quarter...Recorded three tackles.

**» BOWEN'S CAREER STATISTICS**

	TK	UA-A	FR	FC	I	PBU	SACK	TFL
2015	18	12-6	1	1	0	0	0-0	0.5-2
<b>Career</b>	<b>18</b>	<b>12-6</b>	<b>1</b>	<b>1</b>	<b>0</b>	<b>0</b>	<b>0-0</b>	<b>0.5-2</b>

**» BOWEN'S 2015 GAME-BY-GAME**

*Tackles (Total-Solo-Assists)*

at Temple 0-0-0; Buffalo 0-0-0; Rutgers 2-1-1; San Diego State 0-0-0; Army 6-5-1; Indiana 1-0-1; at Ohio State 1-1-0; vs. Maryland 2-0-2; Illinois 1-0-1; at Northwestern 2-2-0; Michigan 0-0-0; at Michigan State 3-3-0.



**81**  
**ADAM BRENEMAN**  
6-4 // 245 // Gr./So. // TE/H  
Mechanicsburg, Pa.

**Season:** Appeared in two games...Made his season debut vs. Ohio State after missing all of 2014 and most of 2015 due to injury...Last played vs. Wisconsin on Nov. 30, 2013...Graduated in December with a degree in finance...One of 14 Nittany Lions to earn their degree in December...One of 17 Nittany Lions to have their degree.

**» BRENEMAN'S CAREER STATISTICS**

	Rec-Yds	Avg.	TD	LG
2013	15-186	12.4	3	68
2014	Injured			
2015	0-0	0.0	0	0
<b>Career</b>	<b>15-186</b>	<b>12.4</b>	<b>3</b>	<b>68</b>

**» BRENEMAN'S 2015 GAME-BY-GAME**

*Receiving (Receptions-Yards-TD)*

at Temple DNP; Buffalo DNP; Rutgers DNP; San Diego State DNP; Army DNP; Indiana DNP; at Ohio State 0-0-0; vs. Maryland DNP; Illinois DNP; at Northwestern DNP; Michigan DNP; at Michigan State 0-0-0.



**75**  
**BRENDAN BROSNAN**  
6-6 // 297 // So./Fr. // T  
Park Ridge, Ill.

**Season:** Appeared in eight games...Made his season debut vs. Rutgers...Is one of 17 redshirt freshmen to see action.



**19**  
**TORRENCE BROWN**  
6-3 // 250 // So./Fr. // DE  
Tuscaloosa, Ala.

**Season:** Appeared in 12 games...Is one of 17 redshirt freshmen to see action. **at Temple (9/5):** Recovered his first career fumble in the second quarter. **Rutgers (9/19):** Made two tackles...Logged his first career TFL and sack...Made 1.0 TFL, which included combining with Antoine White for a sack in the fourth quarter. **Army (10/3):** Made a career-best four tackles...Recorded 1.0 tackle for loss. **Illinois (10/31):** Made three tackles...Had 2.0 tackles for loss. **Michigan (11/21):** Recorded two tackles...Collected 1.0 sack for a loss of three yards...Logged 1.5 tackles for loss...Helped Penn State recorded at least one sack in its 33rd consecutive games, the Nittany Lions' longest streak since sacks became an official statistic in 2000, including 11 consecutive games with multiple sacks...Helped hold Michigan to less than 100 yards rushing, the fifth Penn State opponent that failed to reach 100 rushing yards (87 on 30 carries).


**» BROWN'S CAREER STATISTICS**

	TK	UA-A	FR	FC	I	PBU	SACK	TFL
2015	11	5-6	1	0	0	0	1.5-4	5.5-14
<b>Career</b>	<b>11</b>	<b>5-6</b>	<b>1</b>	<b>0</b>	<b>0</b>	<b>0</b>	<b>1.5-4</b>	<b>5.5-14</b>

**» BROWN'S 2015 GAME-BY-GAME**

*Tackles (Total-Solo-Assists)*

at Temple 0-0-0; Buffalo 0-0-0; Rutgers 2-0-2; San Diego State 0-0-0; Army 4-1-3; Indiana 0-0-0; at Ohio State 0-0-0; vs. Maryland 0-0-0; Illinois 3-3-0; Michigan 2-1-1; at Michigan State 0-0-0.



**40**  
**JASON CABINDA**  
6-1 // 245 // So./So. // LB  
Flemington, N.J.

**Awards:** Named honorable mention All-Big Ten by both the coaches and media.

**Season:** Started 12 games...Has started at the mike and will linebacker spots...Leads the team and ranks 15th in the Big Ten with 7.7 tackles per game...Has three 10-plus tackle efforts in 2015, after entering 2015 with a single-game high of eight during his true freshman season in 2014. **at Temple (9/5):** Ranked second on the team with seven tackles...Also recorded one pass breakup. **Buffalo (9/12):** Started in the mike linebacker spot...Recorded six tackles...Had one pass breakup. **Rutgers (9/19):** Recorded six tackles, including 0.5 tackle for loss...Also broke up one pass...Part of a defense that held Rutgers to just three points, the fewest in a Big Ten opener since limiting Minnesota to three points in 1994...Helped limit Rutgers to 43 rushing yards, the fewest since giving up just 33 yards to Maryland last season. **San Diego State (9/26):** Recorded four tackles, including a half-tackle for loss as part of a 9.0 TFL afternoon for the Penn State defense. **Army (10/3):** Made a career- and season-high 14 tackles...Recorded his first career sack and forced fumble on the same play in the first quarter...Recorded 2.0 sacks total in the game for a loss of 33 yards...Sacked Army quarterback A.J. Schurr on fourth-and-5 on the Black Knights final drive of the game to seal the victory...Was a part of a defensive that limited Army to one pass attempt, the fewest by a Penn State opponent since at least 1966, and one completion, the fewest since 1976 (Ohio State)...The one completion is tied for the fewest by a team in FBS this year (by Georgia Southern vs. Western Michigan)...The one pass attempt is the fewest by an FBS team this season...Helped hold Army to just 32 passing yards, the fewest against the Nittany Lions in the Big Ten era (since 1993)...Was the coaching staff's Defensive Player of the Week. **Indiana (10/10):** Tied for the team lead with nine tackles...Added one pass breakup...Helped snap Indiana's string of nine games in which the Hoosiers scored 20-plus points...Part of a defense that held Indiana to 234 yards of total offense, the fewest allowed by PSU since giving up 221 at Indiana in 2014...Played a major role in limiting IU to just 79 rushing yards, the second-straight B1G opponent with less than 80 yards rushing vs. Penn State. **at Ohio State (10/17):** Recorded five tackles. **vs. Maryland (10/24):** Recorded 10 tackles for his second career 10-plus tackle game...Also had one quarterback hurry. **Illinois (10/31):** Recorded a team-high seven tackles...Part of a defense that recorded its first Big Ten shutout since blanking Minnesota in 2009 (20-0)...Helped hold Illinois to just 167 yards (37 rushing, 130 passing), the fewest allowed since holding

Minnesota to 138 yards (37 rushing, 101 passing) in 2009...As a unit, the defense forced a punt on 12 of Illinois' 15 possessions, with two ending with a turnover on downs and the other halted by an interception. **at Northwestern (11/7):** Grabbed his first career interception in the third quarter...Recorded three tackles...Had a half-sack...The defense posted 10.0 tackles for loss, marking the seventh time this season and fourth straight game it recorded nine or more TFLs. **Michigan (11/21):** Recorded eight tackles...Made 0.5 tackles for loss...Helped hold Michigan to less than 100 yards rushing, the fifth Penn State opponent that failed to reach 100 rushing yards (87 on 30 carries). **at Michigan State (11/28):** Led all players with 13 tackles, which is the second-highest total of his career (14; vs. Army, 2015).


**» CABINDA'S CAREER STATISTICS**

	TK	UA-A	FR	FC	I	PBU	SACK	TFL
2014	17	7-10	0	0	0	0	0-0	0.5-1
2015	92	36-56	0	1	1	5	2.5-33	4.0-35
<b>Career</b>	<b>109</b>	<b>43-66</b>	<b>0</b>	<b>1</b>	<b>1</b>	<b>5</b>	<b>2.5-33</b>	<b>4.5-36</b>

**» CABINDA'S 2015 GAME-BY-GAME**

*Tackles (Total-Solo-Assists)*

at Temple 7-3-4; Buffalo 6-2-4; Rutgers 6-3-3; San Diego State 4-0-4; Army 14-6-8; Indiana 9-4-5; at Ohio State 5-2-3 vs. Maryland 10-5-5; Illinois 7-3-4; at Northwestern 3-2-1; Michigan 8-2-6; at Michigan State 13-4-9.



**1**  
**CHRISTIAN CAMPBELL**  
6-1 // 186 // So./So. // CB  
Phenix City, Ala.

**Season:** Appeared in eight games...Is tied for third on the team with seven special teams tackles (N. Scott). **at Temple (9/5):** Logged three tackles. **Buffalo (9/12):** Posted three stops...Recorded one pass breakup. **San Diego State (9/26):** Made two tackles. **Indiana (10/10):** Made a career-high five tackles...Added one pass breakup. **at Ohio State (10/17):** Made two tackles...Registered his second career tackle for loss in the fourth quarter...Helped the Penn State defense accumulate 10.0 tackles for loss to mark its fourth game with at least 9.0 TFLs...The 10.0 tackles for loss were the most surrendered by Ohio State in 2015. **vs. Maryland (10/24):** Made one tackle.

**» CAMPBELL'S CAREER STATISTICS**

	TK	UA-A	FR	FC	I	PBU	SACK	TFL
2014	10	9-1	0	0	1	3	0-0	1.0-1
2015	16	6-10	0	0	0	2	0-0	1.0-2
<b>Career</b>	<b>26</b>	<b>15-11</b>	<b>0</b>	<b>0</b>	<b>1</b>	<b>5</b>	<b>0-0</b>	<b>2.0-3</b>

**» CAMPBELL'S 2015 GAME-BY-GAME**

*Tackles (Total-Solo-Assists)*

at Temple 3-2-1; Buffalo 3-1-2; Rutgers 0-0-0, San Diego State; 2-0-2; Army 0-0-0; Indiana 5-1-4; at Ohio State 2-2-0; vs. Maryland 1-0-1; Illinois DNP at Northwestern DNP; Michigan DNP; at Michigan State DNP.



**11**  
**KYLE CARTER**  
6-3 // 252 // Gr./Sr. // TE-H  
Bear, Del.

**Season:** Appeared in 11 games with two starts...Selected as the Quarterback Club Award winner with Tarow Barney for the student-athlete who deserves special recognition. **Buffalo (9/12):** Caught two passes for 13 yards...Named Academic All-Big Ten. **San Diego State (9/26):** Made three receptions for 47 yards...Had a career-long 35-yard catch and run – one yard longer than his previous best of 34 yards at Iowa in 2012 – in the third quarter. **Army (10/3):** Made one catch for nine yards...His reception was the first of three straight completions for Hackenberg on a three-play touchdown drive in the third quarter. **Indiana (10/10):** Caught three passes for 30 yards, including a 21-yard catch to help set up a Christian Hackenberg rushing touchdown in the fourth quarter. **vs. Maryland (10/24):** Made one catch for 17 yards...His lone reception started an 8-play, 38-yard drive that ended in a Joey Julius 40-yard field goal at the end of the first half. **at Northwestern (11/7):** Caught one pass for one yard. **Michigan (11/21):** Caught one pass for five yards. **at Michigan State (11/28):** Gained 10 yards on his lone catch.



@PennStateFBall



PSUFBall

2015

PSUrvialed.com

GoPSUsports.com

» CARTER'S CAREER STATISTICS

	Rec-Yds	Avg.	TD	LG
2012	36-453	12.6	2	34
2013	18-222	12.3	1	29
2014	16-153	9.6	1	23
2015	13-132	10.2	0	35
<b>Career</b>	<b>83-960</b>	<b>11.5</b>	<b>4</b>	<b>35</b>

» CARTER'S 2015 GAME-BY-GAME

*Receiving (Receptions-Yards-TD)*  
 at Temple 0-0-0; Buffalo 2-13-0; Rutgers 0-0-0; San Diego State 3-47-0; Army 1-9-0; Indiana 3-30-0; at Ohio State DNP; vs. Maryland 1-17-0; Illinois 0-0-0; at Northwestern 1-1-0; Michigan 1-5-0; at Michigan State 1-10-0.



**JAKE COOPER**  
 6-1 // 226 // Fr./Fr. // LB  
 Doylestown, Pa.


**Season:** Appeared in 11 games...Is one of five true freshmen to see action. **Buffalo (9/12):** Made a season-high three stops, including his first career sack in the fourth quarter. **Rutgers (9/19):** Broke up one pass. **Army (10/3):** Made two tackles. **Indiana (10/10):** Had one tackle. **vs. Maryland (10/24):** Made two tackles, including 1.0 tackle for loss.

» COOPER'S CAREER STATISTICS

	TK	UA-A	FR	FC	I	PBU	SACK	TFL
2014	8	6-2	0	0	0	1	1.0-11	2.0-14
<b>Career</b>	<b>8</b>	<b>6-2</b>	<b>0</b>	<b>0</b>	<b>0</b>	<b>1</b>	<b>1.0-11</b>	<b>2.0-14</b>

» COOPER'S 2015 GAME-BY-GAME

*Tackles (Total-Solo-Assists)*  
 at Temple 0-0-0; Buffalo 3-0-3; Rutgers 0-0-0; San Diego State 0-0-0; Army 2-1-1; Indiana 1-0-1 at Ohio State 0-0-0; vs. Maryland 2-2-0; Illinois 0-0-0; at Northwestern DNP; Michigan 0-0-0; at Michigan State 0-0-0.



**CURTIS COTHNAN**  
 6-5 // 261 // Jr./So. // DE  
 Newtown, Pa.

**Season:** Appeared in 12 games. **at Temple (9/5):** Made one tackle...Combined with Tarow Barney for a TFL in the fourth quarter...Helped Penn State pile up 15.0 TFL, its most since posting 15.0 vs. Michigan on Sept. 22, 2007. **Buffalo (9/12):** Made one stop. **Rutgers (9/19):** Recorded two tackles...Notched a fourth quarter sack of Chris Laviano. **San Diego State (9/26):** Had two tackles...Collected his second sack in as many games with a 7-yard takedown in the fourth quarter as part of a five-sack performance for the Nittany Lion defense. **Army (10/3):** Made a career-best four stops. **Indiana (10/10):** Had one tackle. **at Ohio State (10/17):** Logged one tackle, which was a first quarter tackle for loss...Helped the Penn State defense accumulate 10.0 tackles for loss...The 10.0 tackles for loss were the most surrendered by Ohio State in 2015. **Illinois (10/31):** Made two tackles...Had 0.5 tackle for loss...His TFL was a combined sack with Parker Cothren. **at Northwestern (11/7):** Recorded one tackle. **Michigan (11/21):** Recorded one tackle.

**Army (10/3):** Made a career-best four stops. **Indiana (10/10):** Had one tackle. **at Ohio State (10/17):** Logged one tackle, which was a first quarter tackle for loss...Helped the Penn State defense accumulate 10.0 tackles for loss...The 10.0 tackles for loss were the most surrendered by Ohio State in 2015. **Illinois (10/31):** Made two tackles...Had 0.5 tackle for loss...His TFL was a combined sack with Parker Cothren. **at Northwestern (11/7):** Recorded one tackle. **Michigan (11/21):** Recorded one tackle.

» COTHNAN'S CAREER STATISTICS

	TK	UA-A	FR	FC	I	PBU	SACK	TFL
2014	1	1-0	0	0	0	0	0-0	1.0-2
2015	16	5-11	0	0	0	0	2.5-27	4.0-31
<b>Career</b>	<b>17</b>	<b>6-11</b>	<b>0</b>	<b>0</b>	<b>0</b>	<b>0</b>	<b>2.5-27</b>	<b>5.0-33</b>

» COTHNAN'S 2015 GAME-BY-GAME

*Tackles (Total-Solo-Assists)*  
 at Temple 1-0-1; Buffalo 1-0-1; Rutgers 2-2-0; San Diego State 2-1-1; Army 4-0-4; Indiana 1-0-1; at Ohio State 1-1-0; vs. Maryland 0-0-0; Illinois 2-0-2; at Northwestern 1-0-1; Michigan 1-1-0; at Michigan State 0-0-0.



**PARKER COTHREN**  
 6-4 // 302 // Jr./So. // DT  
 Huntsville, Ala.


**Season:** Appeared in 12 games. **Buffalo (9/12):** Recorded two tackles. **Rutgers (9/19):** Made one tackle. **San Diego State (9/26):** Made two tackles. **Army (10/3):** Recorded one tackle. **Indiana (10/10):** Made one tackle. **at Ohio State (10/17):** Had one tackle. **Illinois (10/31):** Made one tackle...Had 0.5 tackle for loss...His TFL was a combined sack with Curtis Cothren. **at Northwestern (11/7):** Blocked an extra point attempt in the second quarter. **Michigan (11/21):** Recorded one tackle. **at Michigan State (11/28):** Made two tackles.

» COTHREN'S CAREER STATISTICS

	TK	UA-A	FR	FC	I	PBU	SACK	TFL
2014	11	8-3	0	0	0	0	0.5-1	2.5-6
2015	12	4-8	0	0	0	1	0.5-2	0.5-2
<b>Career</b>	<b>23</b>	<b>12-11</b>	<b>0</b>	<b>0</b>	<b>0</b>	<b>1</b>	<b>1.0-3</b>	<b>3.0-8</b>

» COTHREN'S 2015 GAME-BY-GAME

*Tackles (Total-Solo-Assists)*  
 at Temple 0-0-0; Buffalo 2-0-2; Rutgers 1-1-0; San Diego State 2-0-2; Army 1-1-0; Indiana 1-0-1; at Ohio State 1-0-1; vs. Maryland 0-0-0; Illinois 1-0-1; at Northwestern 0-0-0; Michigan 1-1-0; at Michigan State 2-1-1.



**TYLER DAVIS**  
 5-11 // 186 // So./So. // K/P  
 St. Charles, Ill.

**Season:** Appeared in six games...Made his Penn State debut against Army (10/3) after transferring from Bradley in 2014...Is perfect on the season, going 7-for-7 on field goals and 9-for-9 on extra points...Played soccer for one season at Bradley. **Army (10/3):** Had on 62-yard kickoff. **Indiana (10/10):** Connected on his first career field goal – a 30-yard attempt in the fourth quarter...Also converted his first extra point attempt. **Illinois (10/31):** Converted both field goal attempts and all three extra point attempts...Knocked through field goals of 42 yards in the second quarter and 28 yards in the third quarter...Averaged 61.2 yards on five kickoffs. **at Northwestern (11/7):** Connected on all three extra point attempts...Averaged 56.8 yards on four kickoffs. **Michigan (11/21):** Connected on a career-high three field goal attempts (3-for-3) and his only extra point attempt...Converted field goal tries from 23, 24 and 18 yards. **at Michigan State (11/28):** Connected on his only field goal (29 yards) in the second quarter...Also converted his lone extra point attempt.

» DAVIS' SCORING STATISTICS

	FGM-A	%	0-19	20-29	30-39	40-49	50+	LG	XP	PTS
2015	7-7	100.0	2-2	3-3	1-1	1-1	0-0	42	9-9	30
<b>Career</b>	<b>7-7</b>	<b>100.0</b>	<b>2-2</b>	<b>3-3</b>	<b>1-1</b>	<b>1-1</b>	<b>0-0</b>	<b>42</b>	<b>9-9</b>	<b>30</b>

» DAVIS' 2015 GAME-BY-GAME

*Field Goals (Made) Missed [^ - Blocked]*  
 at Temple DNP; Buffalo DNP; Rutgers DNP; San Diego State DNP; Army --; Indiana (30); at Ohio State DNP; vs. Maryland DNP; Illinois (42), (28); at Northwestern --; Michigan (23), (24), (18); at Michigan State (19).

» DAVIS' KICKOFF STATISTICS

	No.	Yds	AVG	TB	OB
2015	10	595	59.5	3	1
<b>Career</b>	<b>10</b>	<b>595</b>	<b>59.5</b>	<b>3</b>	<b>1</b>



**DEREK DOWREY**  
 6-3 // 321 // Gr./Jr. // G/C  
 Winchester, Va.

**Season:** Appeared in 12 games with five starts...Made his second career start vs. Buffalo...Graduated in December with a degree in journalism...One of 14 Nittany Lions to earn their degree in December...One of 17 Nittany Lions to have their degree. **Buffalo (9/12):** Helped Penn State pile up 200 yards rushing...Was a part of an offensive line that did not allow a sack for the first time since the 2013 season finale victory at Wisconsin. **Rutgers (9/19):** Paved the way for a pair of 100-yard rushers: Saquon Barkley (195 yards) and Akeel Lynch (120)...Helped Barkley and Lynch become first Penn State tandem to rush for 100-yard since Lynch (108) and Bill Belton (108) passed the century mark against Eastern Michigan...Helped the backfield collect a pair of 100-yard rushers in a Big Ten game for the first time since 2010 (Northwestern) when Evan Royster (134) and Silas Redd (131) topped the mark...The 330 yards rushing by Penn State were the most since the Nittany Lions ran for 338 at Illinois in 2009...The Nittany Lions rushed for 200 or more yards in consecutive games for the first time since 2009 at Illinois (338) and vs. Eastern Illinois (285)...The 471 yards of total offense were the most since Penn State had 511 in 2014 against UCF in the Croke Park Classic. **San Diego State (9/26):** Helped protect Christian Hackenberg, who threw for 296 yards and three touchdowns. **Indiana (10/10):** Protected Christian Hackenberg during his 17th career 200-yard passing game (262 yards), which allowed him to become the second quarterback in Penn State history to amass 7,000 yards passing in a career...Helped Penn State control the ball for 35:35, its most in a Big Ten game since having 36:29 against Purdue in 2013. **at Ohio State (10/17):** Helped pave the way for Saquon Barkley's 194 yards rushing, the third-highest total by a true freshman...Protected Christian Hackenberg who threw for 120 yards and one touchdown. **vs. Maryland (10/24):** Protected Christian Hackenberg to the tune of 315 yards and three touchdown passes...Helped the offense pile up 363 yards of total offense...The offense posted nine pass plays of 20-plus yards, including all three touchdown passes. **at Northwestern (11/7):** Blocked for 100-yard rusher Saquon Barkley and 200-yard passer Christian Hackenberg...The 205 yards passing by Hackenberg extended his school record to 20 such contests. **at Michigan State (11/28):** Blocked for Saquon Barkley's fifth 100-yard rushing effort of the season...Barkley broke the Penn State freshman season rushing record and surpassed the 1,000-yard mark for the season...Protected Christian Hackenberg for his school-record extending 21st career 200-yard passing effort...Hackenberg also tossed two touchdown passes to take over the top spot on PSU's career passing touchdowns list with his 47th and 48th career scoring strikes, breaking a tie with Matt McGloin (46, 2009-12).



**JORDAN DUDAS**  
 6-0 // 209 // Sr./Sr. // LB  
 Lake City, Pa.

**Season:** Appeared in 11 games, primarily on special teams coverage...Selected as the team's Co-Outstanding Run-On Award winner with Albert Hall...Named Academic All-Big Ten. **Army (10/3):** Made one tackle. **Indiana (10/10):** Had a career-best two tackles...Was the coaching staff's Special Teams Player of the Week. **at Northwestern (11/7):** Recorded two tackles. **Michigan (11/21):** Tied his career high with two tackles on special teams.

» DUDAS' CAREER STATISTICS

	TK	UA-A	FR	FC	I	PBU	SACK	TFL
2014	4	3-1	0	0	0	0	0-0	0-0
2015	7	5-2	0	0	0	0	0-0	0-0
<b>Career</b>	<b>11</b>	<b>8-3</b>	<b>0</b>	<b>0</b>	<b>0</b>	<b>0</b>	<b>0-0</b>	<b>0-0</b>

» DUDAS' 2015 GAME-BY-GAME

*Tackles (Total-Solo-Assists)*  
 at Temple 0-0-0; Buffalo 0-0-0; Rutgers 0-0-0; San Diego State 0-0-0; Army 1-1-0; Indiana 2-0-2; at Ohio State 0-0-0; vs. Maryland 0-0-0; Illinois 0-0-0; at Northwestern 2-2-0; Michigan 2-2-0; at Michigan State DNP.







**KOA FARMER**  
6-1 // 222 // So./Fr. // S  
Lake View Terrace, Calif.

**Season:** Appeared in 11 games...Is one of 17 redshirt freshmen to see action. **at Temple (9/5):** Returned five kickoffs for 128 yards...Led the team with 128 all-purpose yards...Posted four kickoff returns of 20-plus yards, including a long return of 35 yards on his first career return. **San Diego State (9/26):** Returned one kickoff for 26 yards. **Army (10/3):** Returned one kickoff for 14 yards. **Illinois (10/31):** Returned one kickoff for a career-long 57 yards...Was the coaching staff's co-Special Teams Player of the Week with Nick Scott. **at Northwestern (11/7):** Returned two kickoffs for 56 yards, including a long of 37 yards in the second quarter. **Michigan (11/21):** Returned four kickoffs for an average of 15.2 yards, including a long of 20 yards. **at Michigan State (11/28):** Returned four kickoffs for an average of 15.7 yards...Had a long return of 31 yards in the second quarter.

» FARMER'S KICK RETURN STATISTICS

	No.	Yds	AVG	TD	LG
2015	18	405	22.5	0	57
<b>Career</b>	<b>18</b>	<b>405</b>	<b>22.5</b>	<b>0</b>	<b>57</b>

» FARMER'S 2015 GAME-BY-GAME

Kick Off Returns (Returns-Yards-TD-YPR)  
at Temple 5-128-0-25.6; Buffalo DNP; Rutgers 0-0-0-0.0; San Diego State 1-26-0-26.0; Army 1-14-0-14.0; Indiana 0-0-0-0.0; at Ohio State 0-0-0-0.0; vs. Maryland 0-0-0-0.0; 1-57-0-57.0; at Northwestern 2-56-0-27.5; Michigan 4-61-0-15.2; at Michigan State 4-63-0-15.7.



**BRIAN GAIA**  
6-3 // 304 // Sr./Jr. // G/C  
Pasadena, Md.

**Season:** Started 12 games...Is the only Penn State offensive lineman to start every game in 2015... Named Academic All-Big Ten. **at Temple (9/5):** Helped Akeel Lynch run for 78 yards and one touchdown. **Buffalo (9/12):** Helped Penn State pile up 200 yards rushing...Was a part of an offensive line that did not allow a sack for the first time since the 2013 season finale victory at Wisconsin. **Rutgers (9/19):** Paved the way for a pair of 100-yard rushers: Saquon Barkley (195 yards) and Akeel Lynch (120)... Helped Barkley and Lynch become first Penn State tandem to rush for 100-yard since Lynch (108) and Bill Belton (108) passed the century mark against Eastern Michigan...Helped the backfield collect a pair of 100-yard rushers in a Big Ten game for the first time since 2010 (Northwestern) when Evan Royster (134) and Silas Redd (131) topped the mark...The 330 yards rushing by Penn State were the most since the Nittany Lions ran for 338 at Illinois in 2009...The Nittany Lions rushed for 200 or more yards in consecutive games for the first time since 2009 at Illinois (338) and vs. Eastern Illinois (285)...The 471 yards of total offense were the most since Penn State had 511 in 2014 against UCF in the Croke Park Classic. **San Diego State (9/26):** Helped protect Christian Hackenberg, who threw for 296 yards and three touchdowns. **Indiana (10/10):** Protected Christian Hackenberg during his 17th career 200-yard passing game (262 yards), which allowed him to become the second quarterback in Penn State history to amass 7,000 yards passing in a career... Helped Penn State control the ball for 35:35, its most in a Big Ten game since having 36:29 against Purdue in 2013. **at Ohio State (10/17):** Helped pave the way for Saquon Barkley's 194 yards rushing, the third-highest total by a true freshman... Protected Christian Hackenberg who threw for 120 yards and one touchdown. **vs. Maryland (10/24):** Protected Christian Hackenberg to the tune of 315 yards and three touchdown passes...Helped the offense pile up 363 yards of total offense... The offense posted nine pass plays of 20-plus yards, including all three touchdown passes. **Illinois (10/31):** Started on the offensive line that helped Christian Hackenberg throw for 266 yards and break a tie with Matt McGloin for the most 200-yard passing games in school history with his 19th career 200-yard passing effort. **at Northwestern (11/7):** Blocked for 100-yard rusher Saquon Barkley and 200-yard passer Christian Hackenberg...The 205 yards passing by Hackenberg extended his school record to 20 such contests. **Michigan (11/21):** Helped protect Christian Hackenberg, who threw his school-

record-tying 46th career touchdown pass...Blocked for Saquon Barkley, who rushed for 68 yards, including a career-long-tying 56-yard scamper. **at Michigan State (11/28):** Blocked for Saquon Barkley's fifth 100-yard rushing effort of the season... Barkley broke the Penn State freshman season rushing record and surpassed the 1,000-yard mark for the season...Protected Christian Hackenberg for his school-record extending 21st career 200-yard passing effort...Hackenberg also tossed two touchdown passes to take over the top spot on PSU's career passing touchdowns list with his 47th and 48th career scoring strikes, breaking a tie with Matt McGloin (46, 2009-12).



**GREGG GARRITY**  
5-10 // 157 // Jr./Sr. // WR  
Pittsburgh, Pa.

**Season:** Appeared in four games. **Indiana (10/10):** Caught his first career pass to account for the first career completion for Trace McSorley...Gained four yards. **Michigan (11/21):** Made his first career punt return, gaining eight yards, in the fourth quarter. **at Michigan State (11/28):** Was the team's starting punt returner...Returned one punt for one yard.

» GARRITY'S RECEIVING STATISTICS

	Rec-Yds	Avg.	TD	LG
2013	0-0	0.0	0	0
2014	0-0	0.0	0	0
2015	1-4	4.0	0	0
<b>Career</b>	<b>1-4</b>	<b>4.0</b>	<b>0</b>	<b>0</b>

» GARRITY'S 2015 GAME-BY-GAME

Receiving (Receptions-Yards-TD)  
at Temple DNP; Buffalo DNP; Rutgers DNP; San Diego State DNP; Army DNP; Indiana 1-4-0; at Ohio State DNP; vs. Maryland DNP; Illinois 0-0-0.

Note: Has four punt returns for 18 yards.



**MIKE GESICKI**  
6-6 // 255 // So./So. // TE-H  
Manahawkin, N.J.

**Season:** Appeared in 11 games with eight starts... Named Academic All-Big Ten. **Buffalo (9/12):** Tied for second on the team with a career-best three catches...Gained 14 yards. **Rutgers (9/19):** Made one catch for six yards. **San Diego State (9/26):** Made two catches for 11 yards. **Army (10/3):** Made one catch, a career-long 33-yard reception for his first career touchdown in the third quarter...Reception capped a three-play touchdown drive to end the third quarter, all three plays were completions by Hackenberg. **Indiana (10/10):** Caught two passes for 21 yards...Notched a 16-yard grab during Penn State's third scoring drive of the game. **Illinois (10/31):** Caught two passes for 26 yards...Both catches came during Penn State scoring drives...Had a long catch of 17 yards. **at Northwestern (11/7):** Made one catch for five yards. **Michigan (11/21):** Made one catch for nine yards.

» GESICKI'S RECEIVING STATISTICS

	Rec-Yds	Avg.	TD	LG
2014	11-114	10.4	0	30
2015	13-125	9.6	1	33
<b>Career</b>	<b>24-239</b>	<b>10.0</b>	<b>1</b>	<b>33</b>

» GESICKI'S 2015 GAME-BY-GAME

Receiving (Receptions-Yards-TD)  
at Temple 0-0-0; Buffalo 3-14-0; Rutgers 1-6-0; San Diego State 2-11-0; Army 1-33-1; Indiana 2-21-0; vs. Maryland 0-0-0; Illinois 2-26-0; at Northwestern 1-5-0; Michigan 1-9-0; at Michigan State DNP.



**CHRIS GODWIN**  
6-1 // 208 // So./So. // WR  
Middletown, Del.

**Career:** Ranks 18th on the career receiving yards list with 1,289 yards...Is tied for fourth with Bobby Engram (1995) and O.J. McDuffie (1992) on the Penn State single-season receptions list with 63...Sits seventh on the single-season receiving yards list with 968 yards...Owns five career 100-yard receiving games, with four coming in 2015 and the other coming against Boston College in the 2014 New Era Pinstripe Bowl...Has at least one catch in 24 of 25 career games, including four or more grabs in 11 of his last 13 games dating back to 2014.

**Awards:** Selected second team All-Big Ten by the media and third team All-Big Ten by the coaches...Earned second team All-Big Ten honors from the Associated Press...Was named to the Biletnikoff Award Watch List for the nation's top receiver.

**Season:** Appeared in 12 games with 10 starts...Ranks 32nd in the FBS and second in the Big Ten with 968 receiving yards... Is 51st in the FBS and fifth in the Big Ten in receptions per game (5.3)...Has four 100-yard receiving performances on the season... Named Academic All-Big Ten. **at Temple (9/5):** Led the team in receptions (5) and receiving yards (81)... Connected with Christian Hackenberg for the longest reception of the game, a 30-yard gain in the third quarter. **Buffalo (9/12):** Led the team in receptions (5) and receiving yards (75) for the second straight game...Caught a game-long 38-yard pass from Hackenberg on third-and-7 in the fourth quarter to extend the drive and set up Saquon Barkley's touchdown run. **Rutgers (9/19):** Caught four passes for 49 yards, including a 30-yard reception in the first quarter. **San Diego State (9/26):** Tied for game high with five grabs (Hamilton)...Totaled 78 yards receiving in the game...Caught a 32-yard pass from RB Nick Scott in the fourth quarter...Made two special teams tackles...Recovered his first career fumble on a muffed punt in the second quarter that led to a Penn State touchdown...Was the coaching staff's Defensive and Special Teams Player of the Week. **Army (10/3):** Made a game-high four catches for 66 yards...Hauled in a 49-yard reception in the third quarter to set up Mike Gesicki's 33-yard touchdown down catch. **Indiana (10/10):** Had team highs in receptions (4) and receiving yards (41). **Ohio State (10/17):** Grabbed three passes for 103 yards...Caught a season-long 56 yard pass from Christian Hackenberg in the third quarter... Also added a 45-yard catch on Penn State's opening drive... Posted his second career 100-yard receiving game (141 yards; Boston College, 2014). **vs. Maryland (10/24):** Made four catches for a season-best 135 yards and one touchdown...All four of his catches went for 20-plus yards...Grabbed a 37-yard touchdown catch in the second quarter...Made one catch on all four Penn State touchdown drives...His 37-yard touchdown grab was a part of a two-play, 75-yard touchdown drive, in the second quarter, which also included a 38-yard reception by Saed Blacknall. **Illinois (10/31):** Pulled in seven passes for 76 yards receiving...Caught a 5-yard touchdown pass for Penn State's first score of the game, one of three catches on the opening drive. **at Northwestern (11/7):** Caught a game-high eight passes for 104 yards to mark his fourth career 100-yard receiving game. **Michigan (11/21):** Tied for team high with three catches and led the team with 51 receiving yards... Caught a long pass of 38 yards on fourth-and-9 to set up a Penn State field goal to begin the fourth quarter. **at Michigan State (11/28):** Set a career-high with his first double-digit receptions game, grabbing 11 passes for 109 yards...The 109 yards mark his fifth career 100-yard receiving game...Caught both of Penn State's touchdown passes, including Hackenberg's Penn State record breaking 47th career passing touchdown.

» GODWIN'S RECEIVING STATISTICS

	Rec-Yds	Avg.	TD	LG
2014	25-321	12.8	2	72
2015	63-968	15.4	5	56
<b>Career</b>	<b>88-1,289</b>	<b>14.6</b>	<b>7</b>	<b>72</b>


» GODWIN'S 2015 GAME-BY-GAME

Receiving (Receptions-Yards-TD)  
at Temple 5-81-0; Buffalo 5-75-0; Rutgers 4-49-0; San Diego State 5-78-1; Army 4-66-0; Indiana 4-41-0; at Ohio State 3-103-0; vs. Maryland 4-135-1; Illinois 7-76-1; at Northwestern 8-104-0; Michigan 3-51-0; at Michigan State 11-109-2.

Note: Has one career rush for one yard.







**6 MALIK GOLDEN**  
6-0 // 205 // Gr./Jr. // S  
Hartford, Conn.

**Season:** Appeared in 12 games with three starts...Made his first career start vs. San Diego State (9/26)...Graduated in December with a degree in telecommunications...One of 14 Nittany Lions to earn their degree in December...One of 17 Nittany Lions to have their degree. **Buffalo (9/12):** Collected two tackles...Also returned one kickoff for 18 yards. **Rutgers (9/19):** Made two tackles. **San Diego State (9/26):** Made three tackles in his first career start. **Army (10/3):** Made two tackles. **at Ohio State (10/17):** Made one tackle. **vs. Maryland (10/24):** Nabbed his first career interception on Maryland's final drive of the game to seal the victory...Grabbed one of three Penn State interceptions, its most in a single game since picking off Rutgers five times in the Big Ten opener last season on Sept. 13...Helped the Nittany Lions force a season-high five turnovers. **Illinois (10/31):** Made one tackle. **at Northwestern (11/7):** Had six tackles. **Michigan (11/21):** Made a then-career-high eight tackles in his second start of the season...Helped hold Michigan to less than 100 yards rushing, the fifth Penn State opponent that failed to reach 100 rushing yards (87 on 30 carries). **at Michigan State (11/28):** Broke his career high for the second straight week with nine tackles to rank second on the team.

**» GOLDEN'S CAREER STATISTICS**

	TK	UA-A	FR	FC	I	PBU	SACK	TFL
2013	8	3-5	0	0	0	1	0-0	0-0
2014	7	4-3	0	0	0	1	0-0	0.5-1
2015	34	14-20	0	0	1	1	0-0	0-0
<b>Career</b>	<b>49</b>	<b>21-28</b>	<b>0</b>	<b>0</b>	<b>1</b>	<b>3</b>	<b>0-0</b>	<b>0.5-1</b>

**» GOLDEN'S 2015 GAME-BY-GAME**

*Tackles (Total-Solo-Assists)*  
at Temple 0-0-0; Buffalo 2-0-2; Rutgers 2-1-1; San Diego State 3-1-2; Army 2-1-1; Indiana 0-0-0; vs. Maryland 0-0-0; Illinois 1-0-1; at Northwestern 6-5-1; Michigan 8-4-4; at Michigan State 9-2-7.



**37 CHRIS GULLA**  
6-1 // 199 // Jr./So. // K/P  
Toms River, N.J.

**Season:** Appeared in 11 games with four starts at punter...Has handled the holding duties on placements for the majority of the season... Named Academic All-Big Ten. **Rutgers (9/19):** Hit five punts for 205 yards for an average of 41.0 yards per punt...Connected on a season-long 52-yard punt in the second quarter... All five punts forced Rutgers to start at or inside its own 15-yard line...His 41.0-yard average was the highest for the Nittany Lions since averaging 48.8 yards per punt against Akron last season... His five punts downed inside the 20-yard line equal the total number by the Nittany Lions last season and are the most in a single game since having six punts inside the 20 against Nebraska in 2013...Was the coaching staff's Special Teams Player of the Week. **San Diego State (9/26):** Punted seven times for 294 yards...Averaged 42.0 yards per punt with a game-long 51-yarder in the fourth quarter...Had one punt downed inside the 20 yard line. **Army (10/3):** Hit five punts for 160 yards...Averaged 32.0 yards per punt with a long of 46 yards...Pinned one punt inside the 20 with one being fair caught...Made one tackle. **at Ohio State (10/17):** Punted four times for an average of 36.2 yards...Added one assisted tackle. **at Northwestern (11/7):** Punted twice for an average of 32.0 yards. **at Michigan State (11/28):** Registered his first career kickoff...Hit three kickoffs for an average of 47.0 yards, which was skewed by an inside kick in the fourth quarter.

**» GULLA'S PUNTING STATISTICS**

	P-Yds	Avg.	I-20	FC	50+	LG	BLK
2014	28-1045	37.3	9	11	4	53	1
2015	23-868	37.7	8	6	3	52	-
<b>Career</b>	<b>47-1,913</b>	<b>37.5</b>	<b>17</b>	<b>17</b>	<b>7</b>	<b>53</b>	<b>1</b>

**» GULLA'S 2015 GAME-BY-GAME**

*Punting (Punts-Yards-Average)*  
at Temple 0-0-0-0; Buffalo 0-0-0-0; Rutgers 5-205-41.0; San Diego State 7-294-42.0; Army 5-160-32.0; Indiana DNP; at Ohio State 4-145-36.2; vs. Maryland 0-0-0-0; Illinois 0-0-0-0; at Northwestern 2-64-32.0; Michigan 0-0-0-0; at Michigan State 0-0-0-0.

*Note: Has three career kickoffs for an average of 47.0 yards.*



**14 CHRISTIAN HACKENBERG**  
6-4 // 228 // Jr./Jr. // QB  
Palmyra, Va.

**Career:** Has started all 37 career games under center...Ranks first in career 300-yard passing games (9), 200-yard passing games (21), passing yards (8,318), attempts (1,221), completions (685), passing touchdowns (48) and total offense (8,072)...Is the only player in program history to have three 2,000-yard passing seasons...Is the only 8,000-yard passer in Penn State history...One of just eight Penn State quarterbacks to top the 5,000-yard mark, one of three to surpass the 6,000 career passing yards and joins Zack Mills as the only 7,000-yard passers in PSU history...Owns the Penn State record for passing yards in a game (454; 2014), passing yards in consecutive games (773; 2014), pass attempts in a game (55; 2013), season completions (270; 2014 - tied with Matt McGloin) and pass attempts in a season (484; 2014)...As a freshman, broke one Penn State overall passing record and 12 school freshman passing records, including the rookie marks for game and season passing completions, attempts, yards and touchdown passes...Set Penn State bowl game records for passing yards (371), completions (34) and attempts (50), and tied the record for passing touchdowns and touchdowns accounted for in a bowl game with four.

**Season:** Started 12 games...Ranks 55th nationally and fifth in the Big Ten with 16 touchdown passes...Sits 57th in the FBS and ninth in the Big Ten with 2,386 passing yards...Ranks sixth among active FBS quarterbacks in passing attempts, 11th in pass completions, 13th in passing yards and 18th in total offense...Named the team's Most Valuable Offensive Player. **at Temple (9/5):** Completed 11-of-25 passes for 103 yards...Completed a game-long pass of 30 yards to Chris Godwin in the third quarter. **Buffalo (9/12):** Threw for 128 yards and one touchdown on 14-of-27 passing...Added four rushing yards on two attempts...Was not sacked in the game...Hit DaeSean Hamilton for a 5-yard touchdown pass in the fourth quarter. **Rutgers (9/19):** Completed 10-of-19 passes for 141 yards...Hooked up with DaeSean Hamilton on a 48-yard pass play in the second quarter...Connected with Chris Godwin for 30 yards in the first quarter...Also rushed twice for three yards. **San Diego State (9/26):** Completed 21-of-35 passes for 296 yards and two touchdowns...Threw three touchdown passes...Connected with Mark Allen, Saquon Barkley and Chris Godwin on scoring passes...Registered 16th 200-yard passing game of his career with 296 yards...Completed passes to seven different teammates. **Army (10/3):** Threw for 156 yards on 10-of-19 passing in a steady rain...Connected with six different pass catchers...Threw for one touchdown - a 33-yard completion to Mike Gesicki - to close out the third quarter...Also rushed for 19 yards and a first down on third-and-long, which led to a Joey Julius 37-yard field goal. **Indiana (10/10):** Accounted for four touchdowns (2 passing, 2 rushing) and 283 yards of total offense...Completed passes to eight different receivers...Threw for 262 yards to post his 17th career 200-yard passing game...Hooked up with DaeSean Hamilton and Brandon Polk on separate 39-yard touchdown passes...Rushed for a career-high 21 yards...Scored his first rushing touchdown, a 1-yard score in the second quarter, since the Nebraska game in 2013...Also added a 5-yard rushing touchdown in the fourth quarter to become the first Penn State quarterback with two rushing touchdowns in a game since Matt McGloin had two rushing scores in a 2012 win over Illinois...Had a career-long 22-yard run in the second quarter...Was the coaching staff's Offensive Player of the Week. **at Ohio State (10/17):** Completed 7-of-13 passes for 120 yards...Connected with Chris Godwin on a season-long 56-yard completion...Tossed his 40th career touchdown pass, an 8-yard pass to DaeSean Hamilton in the third quarter. **vs. Maryland (10/24):** Threw for a season-best 315 yards with three touchdowns to move into first on the career passing yardage, completions and attempts list...His 300-yard effort extended his own school record...Connected on nine passes of 20-plus yards, including all three touchdown passes...Found Chris Godwin (37-yards), DaeSean Hamilton (25-yards) and Geno Lewis (27-yards) for touchdown passes. **Illinois (10/31):** Completed 21-of-29 passes for 266 yards and two touchdowns...Broke a tie with Matt McGloin (2009-12) for the top spot on the 200-yard passing games list with his 19th career 200-plus yard passing game...Connected with Chris Godwin and Geno Lewis for scoring strikes...Caught his first career pass, a 14 yard catch-and-run for a touchdown...His catch was the first by a Nittany Lion quarterback since 2011 (Matt McGloin from Curtis Drake, Nebraska)...It was the first TD reception by a Penn State quarterback 2004 (Zack Mills from Michael Robinson; Akron)...Became the first Big Ten quarterback since 2010 (Terrelle Pryor, Ohio State) with multiple touchdown passes and a touchdown reception in the same game...Was the coaching staff's Offensive Player of the Week. **at Northwestern (11/7):** Threw for 205 yards by completing 21-of-40 passes with one interception...Extended his own school record with his 20th career 200-yard passing game. **Michigan (11/21):** Completed 13 passes for 137 yards and one touchdown...Ran for 17 yards to convert a third-and-14 on a drive that ended in a Tyler Davis 18-yard field goal in the fourth quarter. **at**

**Michigan State (11/28):** Posted his school-record extending 21st career 200-yard passing game...Threw two touchdown passes to move his name atop the career passing touchdowns list, breaking a tie with Matt McGloin (46, 2009-12)...Completed 22-of-39 passes for 257 yards and two touchdowns.

**» HACKENBERG'S CAREER STATISTICS**

	C-A	Yds	%	TD-INT	YPG	LG
2013	231-392	2,955	58.9	20-10	246.2	68
2014	270-484	2,977	55.8	12-15	229.0	79
2015	184-345	2,386	53.3	15-5	198.8	59
<b>Career</b>	<b>685-1,221</b>	<b>8,318</b>	<b>56.1</b>	<b>48-30</b>	<b>224.8</b>	<b>79</b>

**» HACKENBERG'S 2015 GAME-BY-GAME**

*Passing (Completed-Attempts-Yards-Int-TD)*  
at Temple 11-25-103-1-0; Buffalo 14-27-128-0-1; Rutgers 10-19-141-1-0; San Diego State 21-35-396-0-3; Army 10-19-156-0-1; Indiana 21-39-262-0-2; at Ohio State 7-13-120-0-1; vs. Maryland 13-29-315-0-3; Illinois 21-29-266-0-2; 21-40-205-1-0; Michigan 13-31-137-0-1; ; at Michigan State 22-39-257-2-2.

*Note: Has one career reception for 14 yards and a touchdown.*



**15 GRANT HALEY**  
5-9 // 189 // So./So. // CB  
Atlanta, Ga.

**Awards:** Named honorable mention All-Big Ten from the media.

**Season:** Started 10 games...Appeared in his first game of the season vs. Rutgers (9/19) after missing the first two games due to injury...Forced his first career fumble at Northwestern (11/7)...Named Academic All-Big Ten. **Rutgers (9/19):** Grabbed the second interception of his career late in the second quarter...Recorded two tackles...Part of a defense that held Rutgers to just three points, the fewest in a Big Ten opener since limiting Minnesota to three points in 1994...Helped limit Rutgers to 43 rushing yards, the fewest since giving up just 33 yards to Maryland last season. **San Diego State (9/26):** Logged three stops, all solo tackles. **Army (10/3):** Logged four tackles...Was a part of a defensive that limited Army to one pass attempt, the fewest by a Penn State opponent since at least 1966, and one completion, the fewest since 1976 (Ohio State)...The one completion is tied for the fewest by a team in FBS this year (by Georgia Southern vs. Western Michigan)...The one pass attempt is the fewest by an FBS team this season...Helped hold Army to just 32 passing yards, the fewest against the Nittany Lions in the Big Ten era (since 1993). **Indiana (10/10):** Made three tackles...Helped snap Indiana's string of nine games in which the Hoosiers scored 20-plus points...Part of a defense that held Indiana to 234 yards of total offense, the fewest allowed by PSU since giving up 221 at Indiana in 2014...Led a secondary that limited the Hoosiers' 155 passing yards, the fewest allowed by Penn State in a Big Ten game since allowing 68 to Indiana last season. **at Ohio State (10/17):** Had four stops...Added one pass breakup. **vs. Maryland (10/24):** Recorded two tackles...Added one pass break up...Collected his second interception of the season and third of his career to end Maryland's first drive of the game...Grabbed one of three Penn State interceptions, its most in a single game since picking off Rutgers five times in the Big Ten opener last season on Sept. 13...Helped the Nittany Lions force a season-high five turnovers. **Illinois (10/31):** Made two stops...Had 1.0 tackle for loss...Part of a defense that recorded its first Big Ten shutout since blanking Minnesota in 2009 (20-0)...Helped hold Illinois to just 167 yards (37 rushing, 130 passing), the fewest allowed since holding Minnesota to 138 yards (37 rushing, 101 passing) in 2009...As a unit, the defense forced a punt on 12 of Illinois' 15 possessions, with two ending with a turnover on downs and the other halted by an interception. **at Northwestern (11/7):** Talled four tackles...Forced his first career fumble in the first quarter. **Michigan (11/21):** Had a career-best six tackles...Notched two pass breakups...Helped hold Michigan to less than 100 yards rushing, the fifth Penn State opponent that failed to reach 100 rushing yards (87 on 30 carries). **at Michigan State (11/28):** Made five tackles...Recorded one pass break up.

**» HALEY'S DEFENSIVE STATISTICS**

	TK	UA-A	FR	FC	I	PBU	SACK	TFL
2014	18	12-6	0	0	1	2	0-0	0-0
2015	35	21-14	0	1	2	7	0-0	1.0-5
<b>Career</b>	<b>53</b>	<b>33-20</b>	<b>0</b>	<b>1</b>	<b>3</b>	<b>9</b>	<b>0-0</b>	<b>1.0-5</b>

**» HALEY'S 2015 GAME-BY-GAME**

*Tackles (Total-Solo-Assists)*  
at Temple DNP; Buffalo DNP; Rutgers 2-1-1; San Diego State 3-3-0; Army 4-3-1; Indiana 3-0-3; at Ohio State 4-1-3; vs. Maryland 2-2-0; Illinois 2-2-0; at Northwestern 4-4-0; Michigan 6-3-3; at Michigan State 5-2-3.



71

**ALBERT HALL**

6-4 // 298 // Sr./Jr. // T  
Warwick, N.Y.



**Season:** Appeared in 12 games, primarily on special teams... Selected as the team's Co-Outstanding Run-On Award winner with Jordan Dudas... Named Academic All-Big Ten. **Rutgers (9/19):** Saw time on the offensive line and special teams... Wore No. 71 and No. 86 in the same game. **Indiana (10/10):** Saw time on the offensive line, at tight end and special teams... Wore No. 71 and No. 86 in the same game. **Illinois (10/31):** Saw time on the offensive line, at tight end and special teams... Wore No. 71 and No. 86 in the same game.



99

**AUSTIN JOHNSON**

6-4 // 323 // Gr./Jr. // DT  
Galloway, N.J.



**Awards:** Selected second team All-Big Ten by the media and third team All-Big Ten by the coaches...Named to the BTN.com All-Big Ten squad...Named to ESPN.com All-Big Ten team...Earned first team All-Big Ten from the Associated Press and Athlon Sports...Was a part of the midseason Bednarik Award Watch List for the Nation's Defensive Player of the Year...Selected to ESPN.com's midseason All-Big Ten team... Selected as the Reid-Robinson Award winner for the team's most outstanding defensive lineman.

**Season:** Started 12 games...Returned a fumble 71 yards for his first career touchdown (high school or college) vs. San Diego State (9/26)...Second among defensive linemen in FBS and third on the team with 70 tackles...Had most tackles for a Penn State defensive lineman since Jimmy Kennedy (87) in 2002... Graduated in December with a degree in journalism...One of 14 Nittany Lions to earn their degree in December...One of 17 Nittany Lions to have their degree. **at Temple (9/5):** Recorded six stops...Made a tackle for loss in the fourth quarter...Helped Penn State pile up 15.0 TFL, its most since posting 15.0 vs. Michigan on Sept. 22, 2007. **Buffalo (9/12):** Registered nine tackles to help the Nittany Lions hold the Bulls to 69 rushing yards, the fewest for an opponent since Illinois (68 yds.) last year...Had 2.5 tackles for loss, including 1.5 sacks...Posted a solo sack in the second quarter and combined with Garrett Sickels for a third-quarter takedown of Bulls quarterback Joe Licata. **Rutgers (9/19):** Recorded six tackles...Collected a fourth-quarter sack...Notched 2.0 tackles for loss for 11 yards...Part of a defense that held Rutgers to just three points, the fewest in a Big Ten opener since limiting Minnesota to three points in 1994...Helped limit Rutgers to 43 rushing yards, the fewest since giving up just 33 yards to Maryland last season. **San Diego State (9/26):** Had a 71-yard fumble return for a touchdown for his first career touchdown...Was his fourth career fumble recovery and Penn State's first fumble recovery for a touchdown since Mike Hull's 74-yard return vs. Navy in 2012...Recorded two tackles...Added 0.5 tackle for loss to assist Penn State amassing 9.0 TFLs in the game. **Army (10/3):** Recorded four tackles. **Indiana (10/10):** Logged nine tackles... Totaled 1.5 tackles for loss, including one sack...Helped snap Indiana's string of nine games in which the Hoosiers scored 20-plus points...Part of a defense that held Indiana to 234 yards of total offense, the fewest allowed by PSU since giving up 221 at Indiana in 2014...Played a major role in limiting IU to just 79 rushing yards, the second-straight B1G opponent with less than 80 yards rushing vs. Penn State...Was the coaching staff's Co-Defensive Player of the Week with Carl Nassib. **at Ohio State (10/17):** Made four tackles...Posted one pass breakup. **vs. Maryland (10/24):** Made nine stops, marking the third time this season he has recorded nine stops...Logged 1.5 tackles for loss. **Illinois (10/31):** Recorded five tackles, including a sack...Part of a defense that posted its first Big Ten shutout since blanking Minnesota in 2009 (20-0)...Helped hold Illinois to just 167 yards (37 rushing, 130 passing), the fewest allowed since holding Minnesota to 138 yards (37 rushing, 101 passing) in 2009...As a unit, the defense forced a punt on 12 of Illinois' 15 possessions, with two ending with a turnover on downs and the other halted by an interception. **at Northwestern (11/7):** Posted a career-high 10 tackles to tie for the game high... Recorded 2.0 tackles for loss to help Penn State record its 18th straight game with at least five tackles for loss...Logged 1.0 sack...The defense posted 10.0 tackles for loss, marking the seventh time this season and fourth straight game it recorded nine or more TFLs. **Michigan (11/21):** Recorded four tackles... Made 1.0 tackles for loss...Helped hold Michigan to less than 100 yards rushing, the fifth Penn State opponent that failed to reach 100 rushing yards (87 on 30 carries). **at Michigan State (11/28):** Made two tackles.

**Awards:** Named honorable mention All-Big Ten from the media.

**Season:** Appeared in 12 games with 11 starts. **at Temple (9/5):** Made one catch for five yards... Named Academic All-Big Ten. **Buffalo (9/12):** Tied for second on the team with three catches for 15 yards...Caught a 5-yard touchdown pass to begin the fourth quarter. **Rutgers (9/19):** Made a team-high five grabs for 86 yards...Caught a 48-yard pass from Hackenberg in the second quarter, the longest pass play of the season for Penn State. **San Diego State (9/26):** Tied for game high with five receptions (Godwin)...Totaled 40 yards on his five receptions. **Army (10/3):** Grabbed one pass for 12 yards...Made his lone catch on third-and-4 to move the chains prior to Nick Scott's 11-yard touchdown run. **Indiana (10/10):** Caught two passes for 49 yards...Had a 39-yard touchdown reception in the second quarter. **at Ohio State (10/17):** Caught two passes for 13 yards, including an 8-yard touchdown pass in the third quarter. **vs. Maryland (10/24):** Caught five passes for 96 yards and one touchdown...Had three catches of 20-plus yards...Made a 20-yard touchdown grab midway through the third quarter...Hauled in a 38-yard reception on Penn State's first scoring drive of the game...Had a 24-yard reception that help set up Joey Julius' 40-yard field goal late in the second quarter. **Illinois (10/31):** Caught four passes for 54 yards...Had a three third down catches to extend two of Penn State's scoring drive...Grabbed a 19-yard pass to convert on third-and-16 on the opening drive of the third quarter, leading to the Nick Scott completion to Christian Hackenberg for a touchdown. **at Northwestern (11/7):** Grabbed three passes for 56 yards and one touchdown...Made a 32-yard reception on a reverse pass from fellow wide receiver Geno Lewis, diving into the end zone for the score. **Michigan (11/21):** Caught one pass for five yards. **at Michigan State (11/28):** Grabbed eight passes for 78 yards.

» HAMILTON'S RECEIVING STATISTICS

	Rec-Yds	Avg.	TD	LG
2014	82-899	11.0	2	51
2015	40-509	12.7	5	48
<b>Career</b>	<b>122-1,408</b>	<b>11.5</b>	<b>7</b>	<b>51</b>

» HAMILTON'S 2015 GAME-BY-GAME

*Receiving (Receptions-Yards-TD)*  
at Temple 1-5-0; Buffalo 3-15-1; Rutgers 5-86-0; San Diego State 5-40-0; Army 1-12-0; Indiana 2-49-1 at Ohio State 2-13-1; vs. Maryland 5-96-1; Illinois 4-54-0; at Northwestern 3-56-1; Michigan 1-5-0; at Michigan State 8-78-0.

Note: Has eight career rushes for 32 yards.



27

**BRANDON JOHNSON**

6-2 // 228 // Sr./Sr. // RB  
Harrisburg, Pa.




**Season:** Appeared in 11 games, primarily on special teams. **Indiana (10/10):** Registered his first career rushing attempts, gaining six yards on two carries. **Illinois (10/31):** Carried the ball twice for 17 yards...Had a career-long rush of 14 yards.

» JOHNSON'S RUSHING STATISTICS

	Att-Yds	Avg.	TD	LG
2014	0-0	0.0	0	0
2015	4-23	5.8	0	14
<b>Career</b>	<b>4-23</b>	<b>5.8</b>	<b>0</b>	<b>14</b>

» JOHNSON'S 2015 GAME-BY-GAME

*Rushing (Carries-Yards-TD)*  
at Temple 0-0-0; Buffalo 0-0-0; Rutgers 0-0-0; San Diego State 0-0-0; Army 0-0-0; Indiana 2-6-0; at Ohio State 0-0-0; vs. Maryland 0-0-0; Illinois 2-17-0; at Northwestern 0-0-0; Michigan 0-0-0; at Michigan State DNP.



99

**JOEY JULIUS**

5-10 // 259 // So./Fr. // K  
Hummelstown, Pa.



**Awards:** Selected to the BTN.com All-Freshman Team.

**Season:** Appeared in 10 games...Ranks second in the Big Ten and 24th nationally with an .833 field goal percentage... Made his first career start in the season opener at Temple...Is one of 17 redshirt freshmen to see action...Converted his first career field goal and extra point at Temple. **at Temple (9/5):** Connected on his first career field goal attempt, a 34-yarder on Penn State's opening drive of the game...Also converted his only extra point attempt...Averaged 65.0 yards on three kickoffs with one touchback. **Buffalo (9/12):** Connected on two-of-three field goals and converted all three extra points...Made field goals of 22- and 21-yards...Averaged 63.8 yards on six kickoffs. **Rutgers (9/19):** Converted all four extra point attempts... Averaged 63.6 yards per kickoff with four touchbacks. **San Diego State (9/26):** Connected on three-of-four field goals and all four extra points...Made a career-long 40 yarder in the first quarter...Knocked through a 24-yarder in the second quarter and a 26-yarder in the fourth quarter...Had a field goal blocked for the first time in his career, a 55-yard attempt...Averaged 64.1 yards on eight kickoffs with five touchbacks. **Army (10/3):** Was successful on both field goal attempts (37- and 27-yards) and both extra point tries...Averaged 64.0 yards on four kickoffs with one touchback. **Indiana (10/10):** Averaged 64.5 yards on six kickoffs. **at Ohio State (10/17):** Connected on his lone field goal attempt - a 33-yarder to open the scoring...Also made his lone extra point attempt...Recorded his first career tackle. **vs. Maryland (10/24):** Was one-for-two on field goal attempts and made all four extra point tries...Connected from 40 yards in the second quarter to equal his season-long kick... Also kicked off six times for an average of 62.7 yards with one touchback. **Illinois (10/31):** Averaged 61.3 yards on three kickoffs. **Michigan (11/21):** Averaged 58.6 yards per kick on five kickoffs...Made one tackle on a kickoff return.

» JULIUS' SCORING STATISTICS

	FGM-A	%	0-19	20-29	30-39	40-49	50+	LG	XP	PTS
2015	10-12	83.3	0-0	5-5	3-3	2-4	0-0	40	20-24	50
<b>Career</b>	<b>10-12</b>	<b>83.3</b>	<b>0-0</b>	<b>5-5</b>	<b>3-3</b>	<b>2-4</b>	<b>0-0</b>	<b>40</b>	<b>20-24</b>	<b>50</b>

» JULIUS' 2015 GAME-BY-GAME

*Field Goals (Made) Missed (^ - Blocked)*  
at Temple (34); Buffalo 49, (22), (21); Rutgers --; San Diego State (40), (24), 55^, (26); Army (37), (27); Indiana --; at Ohio State (33); vs. Maryland (40), 45; Illinois --; at Northwestern DNP; Michigan --; at Michigan State DNP.

» JULIUS' KICKOFF STATISTICS

	No.	Yds	AVG	TB	OB
2015	49	3,095	63.2	18	3
<b>Career</b>	<b>49</b>	<b>3,095</b>	<b>63.2</b>	<b>18</b>	<b>3</b>

» JOHNSON'S CAREER STATISTICS

	TK	UA-A	FR	FC	1	PBU	SACK	TFL
2013	27	14-13	1	0	0	0	1.0-5	3.0-10
2014	49	19-30	2	0	0	3	1.0-10	6.0-18
2015	70	26-44	1	1	0	2	5.5-44	13.0-62
<b>Career</b>	<b>146</b>	<b>59-87</b>	<b>4</b>	<b>1</b>	<b>0</b>	<b>5</b>	<b>7.5-59</b>	<b>22.0-90</b>

» JOHNSON'S 2015 GAME-BY-GAME

*Tackles (Total-Solo-Assists)*  
at Temple 6-1-5; Buffalo 9-4-5; Rutgers 6-1-5; San Diego State 2-0-2; Army 4-1-3; Indiana 9-4-5; at Ohio State 4-0-4; vs. Maryland 9-5-4; Illinois 5-2-3; Michigan 4-0-4; at Michigan State 2-0-2.



@PennStateFBall




PSUFBall

2015

PSUunrivaled.com

GoPSUsports.com






2

**JAKE KILEY**  
6-0 // 183 // Gr./Jr. // WR  
Plymouth, N.H.

**Season:** Appeared in two games...Made his season debut vs. Indiana (10/10)...Graduated in December with a degree in criminology...One of 14 Nittany Lions to earn their degree in December...One of 17 Nittany Lions to have their degree.



38

**BEN KLINE**  
6-2 // 230 // Gr./Sr. // LB  
Seven Valleys, Pa.

**Awards:** Selected to Allstate AFCA Good Works Team, one of 11 FBS honorees...Was a semifinalist for the William V. Campbell Trophy...Was a nominee for an American Rhoads Scholarship...Was a nominee for the Wuerffel Trophy, known as "College Football's Premier Award for Community Service"...Selected as the team's public service award winner with Matt Zanellato.

**Season:** Appeared in six games...Saw action for the first time against Army (10/3) since being injured at Minnesota in a 2013 contest and then missing the entire 2014 season... Named Academic All-Big Ten.


**» KLINE'S CAREER STATISTICS**

	TK	UA-A	FR	FC	I	PBU	SACK	TFL
2012	18	9-9	0	0	0	0	0-0	0-0
2013	18	9-9	0	0	0	0	1-8	1.5-10
2014	DNP - Injured							
2015	0	0-0	0	0	0	0	0-0	0-0
<b>Career</b>	<b>36</b>	<b>18-18</b>	<b>0</b>	<b>0</b>	<b>0</b>	<b>0</b>	<b>1-8</b>	<b>1.5-10</b>

**» KLINE'S 2015 GAME-BY-GAME**

*Tackles (Total-Solo-Assists)*

at Temple DNP; Buffalo DNP; Rutgers DNP; San Diego State DNP; Army 0-0-0; Indiana DNP; at Ohio State DNP; vs. Maryland 0-0-0; Illinois 0-0-0; at Northwestern 0-0-0; Michigan 0-0-0; at Michigan State DNP.



55

**WENDY LAURENT**  
6-2 // 292 // Sr./Jr. // C/G  
Hamilton, N.J.

**Season:** Appeared in 10 games with five starts...Made his season debut vs. Rutgers...Started his first game of the season vs. Indiana (10/10). **Indiana (10/10):** Protected Christian Hackenberg during his 17th career 200-yard passing game (262 yards), which allowed him to become the second quarterback in Penn State history to amass 7,000 yards passing in a career... Helped Penn State control the ball for 35:35, its most in a Big Ten game since having 36:29 against Purdue in 2013. **at Ohio State (10/17):** Helped pave the way for Saquon Barkley's 194 yards rushing, the third-highest total by a true freshman... Protected Christian Hackenberg who threw for 120 yards and one touchdown. **vs. Maryland (10/24):** Protected Christian Hackenberg to the tune of 315 yards and three touchdown passes... Helped the offense pile up 363 yards of total offense... The offense posted nine pass plays of 20-plus yards, including all three touchdown passes. **Illinois (10/31):** Started on the offensive line that helped Christian Hackenberg throw for 266 yards and break a tie with Matt McGloin for the most 200-yard passing games in school history with his 19th career 200-yard passing effort. **at Northwestern (11/7):** Blocked for 100-yard rusher Saquon Barkley and 200-yard passer Christian Hackenberg... The 205 yards passing by Hackenberg extended his school record to 20 such contests. **Michigan (11/21):** Helped protect Christian Hackenberg, who threw his school-record-tying 46th career touchdown pass... Blocked for Saquon Barkley, who rushed for 68 yards, including a career-long-tying 56-yard scamper.



7

**GENO LEWIS**  
6-1 // 205 // Gr./Jr. // WR  
Wilkes-Barre, Pa.

**Season:** Appeared in 12 games with three starts...Has seen time on offense and special teams...Threw his first career touchdown pass at Northwestern (11/7)...Graduated in December with a degree in human development and family studies...One of 14 Nittany Lions to earn their degree in December...One of 17 Nittany Lions to have their degree... Named Academic All-Big Ten. **at Temple (9/5):** Made two catches for 15 yards...Had a pair of third down receptions to keep the opening drive of the game alive, leading to a Joey Julius field goal. **Buffalo (9/12):** Made his lone catch - an 11-yard grab - late in the second quarter. **Indiana (10/10):** Caught a season-high three passes for 39 yards...Had a 21-yard catch in the first quarter. **vs. Maryland (10/24):** Made a leaping, 27-yard touchdown pass grab early in the fourth quarter to give Penn State the lead for good with 13:39 to play for his only catch of the game. **Illinois (10/31):** Made two catches for 15 yards...Hauled in a 6-yard jump-ball for a touchdown on Penn State's second drive of the game...The touchdown catch was Lewis' first career TD grab at Beaver Stadium. **at Northwestern (11/7):** Caught two passes for 15 yards...Also completed his first career pass for a 32-yard touchdown to DaeSean Hamilton on a reverse pass in the third quarter. **Michigan (11/21):** Had one catch for seven yards in his second start of the season. **at Michigan State (11/28):** Made two catches for 14 yards.

**» LEWIS' CAREER STATISTICS**


	Rec-Yds	Avg.	TD	LG
2012	18-234	13.0	3	59
2013	55-751	13.7	2	79
2014	14-143	10.2	2	27
<b>Career</b>	<b>87-1,128</b>	<b>12.9</b>	<b>7</b>	<b>79</b>

**» LEWIS' 2014 GAME-BY-GAME**

*Receiving (Receptions-Yards-TD)*

at Temple 2-15-0; Buffalo 1-11-0; Rutgers 0-0-0; San Diego State 0-0-0; Army 0-0-0; Indiana 3-39-0; vs. Maryland 1-27-1; Illinois 2-15-1; at Northwestern 2-15-0; Michigan 1-7-0; at Michigan State 2-14-0.

*Note: Is 1-for-1 passing with a 32-yard TD pass in his career.*



93

**ROBBY LIEBEL**  
6-2 // 194 // So./Fr. // P  
St. Petersburg, Fla.

**Season:** Appeared in two games...Made his collegiate debut as the holder against Army...Is one of 17 redshirt freshmen to see action...Served as the holder on placements in both appearances.



9

**JORDAN LUCAS**  
6-0 // 193 // Sr./Sr. // S  
New Rochelle, N.Y.

**Season:** Started nine games...Suffered a season-ending injury at Northwestern (11/7)...Missed his first career game against San Diego State (9/26) after appearing in 40 consecutive games... Also snapped his streak of 27 straight regular season starts vs. SDSU...Shifted from cornerback to safety in 2015...Changed uniform number from No. 9 to No. 5 vs. Rutgers, in honor of injured linebacker and roommate Nyeem Wartman-White and wore that number for five games (9/12-10/10). **at Temple (9/5):** Recorded four tackles...Combined with Brandon Bell for a tackle for loss in the fourth quarter...Helped Penn State pile up 15.0 TFL, its most since posting 15.0 vs. Michigan on Sept. 22, 2007. **Buffalo (9/12):** Notched five tackles. **Rutgers (9/19):** Recorded nine tackles...Had 1.0 tackle for loss, which was a fourth quarter sack...Also forced one fumble and added one pass breakup...Part of a defense that held Rutgers to just three points, the fewest in a Big Ten opener since limiting Minnesota to three points in 1994...Helped limit Rutgers to 43 rushing yards, the fewest since giving up just 33 yards to Maryland

last season. **San Diego State (9/26):** Did not play against the Aztecs, marking the first missed game of his career after 40-straight appearances with starts in 27 of 28 games. **Army (10/3):** Made eight tackles...Was a part of a defensive that limited Army to one pass attempt, the fewest by a Penn State opponent since at least 1966, and one completion, the fewest since 1976 (Ohio State)...The one completion is tied for the fewest by a team in FBS this year (by Georgia Southern vs. Western Michigan)...The one pass attempt is the fewest by an FBS team this season...Helped hold Army to just 32 passing yards, the fewest against the Nittany Lions in the Big Ten era (since 1993). **Indiana (10/10):** Logged seven tackles...Notched one pass breakup...Helped snap Indiana's string of nine games in which the Hoosiers scored 20-plus points...Part of a defense that held Indiana to 234 yards of total offense, the fewest allowed by PSU since giving up 221 at Indiana in 2014...Led a secondary that limited the Hoosiers' 155 passing yards, the fewest allowed by Penn State in a Big Ten game since allowing 68 to Indiana last season. **at Ohio State (10/17):** Posted a game- and season-high with nine tackles. **vs. Maryland (10/24):** Recorded seven tackles, including 1.0 tackles for loss...Helped Penn State reach least five TFLs for the 15 straight game, its longest streak since a 15-game string from 2001-03...Also had one pass breakup...Selected as the coaching staff's Special Teams Player of the Week. **Illinois (10/31):** Recorded four tackles...Part of a defense that recorded its first Big Ten shutout since blanking Minnesota in 2009 (20-0)...Helped hold Illinois to just 167 yards (37 rushing, 130 passing), the fewest allowed since holding Minnesota to 138 yards (37 rushing, 101 passing) in 2009... As a unit, the defense forced a punt on 12 of Illinois' 15 possessions, with two ending with a turnover on downs and the other halted by an interception. **at Northwestern (11/7):** Recorded three tackles before leaving the game due to injury, missing the entire second half.


**» LUCAS' CAREER STATISTICS**

	TK	UA-A	FR	FC	I	PBU	SACK	TFL
2012	1	1-0	0	0	0	0	0-0	0-0
2013	65	45-20	0	2	3	13	1.0-7	4.5-20
2014	58	37-21	0	0	0	9	2.0-8	4.0-10
2015	56	34-22	0	1	0	3	1.0-7	2.5-12
<b>Career</b>	<b>180</b>	<b>117-63</b>	<b>0</b>	<b>3</b>	<b>3</b>	<b>25</b>	<b>4.0-22</b>	<b>11.0-42</b>

**» LUCAS' 2015 GAME-BY-GAME**

*Tackles (Total-Solo-Assists)*

at Temple 4-2-2; Buffalo 5-3-2; Rutgers 9-5-4; San Diego State DNP; Army 8-5-3; Indiana 7-5-2; at Ohio State 9-4-5; vs. Maryland 7-6-1; Illinois 4-3-1; at Northwestern 3-1-2; Michigan INJ; at Michigan State INJ.



22

**AKEEL LYNCH**  
5-11 // 220 // Sr./Jr. // RB  
Flemington, N.J.

**Career:** Ranks 32nd on Penn State's all-time rushing list with 1,314 yards...Is tied with Franco Harris (1969-71) for 20th all-time in 100-yard rushing games with five.

**Season:** Appeared in 10 games with five starts. **at Temple (9/5):** Led the team with 78 rushing yards...Scored the team's first touchdown of the season on a 42-yard dash around the left side. **Buffalo (9/12):** Gained 46 yards on a team-high 19 carries. **Rutgers (9/19):** Ran for 120 yards and one touchdown...His career-long 75-yard touchdown run in the second quarter is tied for the 29th-longest rush in school history...Teamed with Saquon Barkley (195 yards) to mark the first Big Ten Conference game that Penn State had two 100-yard rushers since Evan Royster (134) and Silas Redd (131) topped the mark vs. Northwestern in 2010...Was a part of a backfield that rushed for 330 yards, the most by Penn State since the Nittany Lions ran for 338 at Illinois in 2009. **San Diego State (9/26):** Rushed for 18 yards on a team-best 10 carries. **at Ohio State (10/17):** Carried the ball four times for 12 yards...Caught one pass. **Illinois (10/31):** Carried the ball one time for four yards. **at Northwestern (11/7):** Made one catch for six yards.

**» LYNCH'S RUSHING STATISTICS**

	Att-Yds	Avg.	TD	LG
2013	60-358	6.0	1	43
2014	147-678	4.6	4	47
2015	54-278	5.2	2	75
<b>Career</b>	<b>261-1,314</b>	<b>5.0</b>	<b>7</b>	<b>75</b>

**» LYNCH'S 2015 GAME-BY-GAME**

*Rushing (Carries-Yards-TD)*

at Temple 10-78-1; Buffalo 19-46-0; 10-120-1; San Diego State 10-18-0; Army DNP; Indiana DNP; at Ohio State 4-12-0; vs. Maryland 0-0-0; Illinois 1-4-0; at Northwestern 0-0-0; Michigan 0-0-0; at Michigan State 0-0-0.



@PennStateFBall



PSUFBall

2015

PSUunrivald.com

GoPSUsports.com



» LYNCH'S RECEIVING STATISTICS

	Rec-Yds	Avg.	TD	LG
2013	0-0	0.0	0	-
2014	10-69	6.9	0	16
2015	4-8	2.0	0	6
<b>Career</b>	<b>14-77</b>	<b>5.5</b>	<b>0</b>	<b>16</b>

» LYNCH'S 2015 GAME-BY-GAME

Receiving (Receptions-Yards-TD)

at Temple 2-2-0; Buffalo 0-0-0; Rutgers 0-0-0; San Diego State 0-0-0; Army DNP; Indiana DNP; at Ohio State 1-0-0; vs. Maryland 0-0-0; Illinois 0-0-0; at Northwestern 1-6-0; Michigan 0-0-0; at Michigan State 0-0-0.




**BRENDAN MAHON**

6-4 // 318 // Jr./So. // G/C

Randolph, N.J.



**Season:** Appeared in 12 games with 10 starts...Has started games at left guard and right tackle. **at Temple (9/5):** Helped Akeel Lynch run for 78 yards and one touchdown. **Buffalo (9/12):** Aided Penn State in piling up 200 yards rushing...Was a part of an offensive line that did not allow a sack for the first time since the 2013 season finale victory at Wisconsin. **Rutgers (9/19):** Paved the way for a pair of 100-yard rushers: Saquon Barkley (195 yards) and Akeel Lynch (120)...Helped Barkley and Lynch become first Penn State tandem to rush for 100-yard since Lynch (108) and Bill Belton (108) passed the century mark against Eastern Michigan...Helped the backfield collect a pair of 100-yard rushers in a Big Ten game for the first time since 2010 (Northwestern) when Evan Royster (134) and Silas Redd (131) topped the mark...The 330 yards rushing by Penn State were the most since the Nittany Lions ran for 338 at Illinois in 2009...The Nittany Lions rushed for 200 or more yards in consecutive games for the first time since 2009 at Illinois (338) and vs. Eastern Illinois (285)...The 471 yards of total offense were the most since Penn State had 511 in 2014 against UCF in the Croke Park Classic. **San Diego State (9/26):** Helped protect Christian Hackenberg, who threw for 296 yards and three touchdowns... **Indiana (10/10):** Protected Christian Hackenberg during his 17th career 200-yard passing game (262 yards), which allowed him to become the second quarterback in Penn State history to amass 7,000 yards passing in a career...Helped Penn State control the ball for 35:35, its most in a Big Ten game since having 36:29 against Purdue in 2013. **at Ohio State (10/17):** Helped pave the way for Saquon Barkley's 194 yards rushing, the third-highest total by a true freshman...Protected Christian Hackenberg who threw for 120 yards and one touchdown. **vs. Maryland (10/24):** Entered as the full-time right tackle after an injury in the second half... Protected Christian Hackenberg to the tune of 315 yards and three touchdown passes...Helped the offense pile up 363 yards of total offense...The offense posted nine pass plays of 20-plus yards, including all three touchdown passes. **Illinois (10/31):** Started on the offensive line that helped Christian Hackenberg throw for 266 yards and break a tie with Matt McGloin for the most 200-yard passing games in school history with his 19th career 200-yard passing effort. **at Northwestern (11/7):** Blocked for 100-yard rusher Saquon Barkley and 200-yard passer Christian Hackenberg...The 205 yards passing by Hackenberg extended his school record to 20 such contests. **Michigan (11/21):** Helped protect Christian Hackenberg, who threw his school-record-tying 46th career touchdown pass...Blocked for Saquon Barkley, who rushed for 68 yards, including a career-long-tying 56-yard scamper. **at Michigan State (11/28):** Blocked for Saquon Barkley's fifth 100-yard rushing effort of the season...Barkley broke the Penn State freshman season rushing record and surpassed the 1,000-yard mark for the season...Protected Christian Hackenberg for his school-record extending 21st career 200-yard passing effort...Hackenberg also tossed two touchdown passes to take over the top spot on PSU's career passing touchdowns list with his 47th and 48th career scoring strikes, breaking a tie with Matt McGloin (46, 2009-12).



**ANGELO MANGIRO**


6-3 // 321 // Gr./Sr. // C/G

Roxbury, N.J.



**Season:** Started 11 games...Has started at center and left guard... Graduated with his master's degree in education in December... One of 14 Nittany Lions to earn their degree in December...One of 17 Nittany Lions to have their degree...Selected as the Dick Maginnis Memorial Award winner for the team's outstanding offensive lineman...Named the Bob Mitinger Memorial Award

winner for the ultimate teammate, given to the squad member who exhibits courage, character and social responsibility...Named Academic All-Big Ten. **at Temple (9/5):** Helped Akeel Lynch run for 78 yards and one touchdown. **Buffalo (9/12):** Helped Penn State pile up 200 yards rushing...Was a part of an offensive line that did not allow a sack for the first time since the 2013 season finale victory at Wisconsin. **Rutgers (9/19):** Paved the way for a pair of 100-yard rushers: Saquon Barkley (195 yards) and Akeel Lynch (120)...Helped Barkley and Lynch become first Penn State tandem to rush for 100-yard since Lynch (108) and Bill Belton (108) passed the century mark against Eastern Michigan...Helped the backfield collect a pair of 100-yard rushers in a Big Ten game for the first time since 2010 (Northwestern) when Evan Royster (134) and Silas Redd (131) topped the mark...The 330 yards rushing by Penn State were the most since the Nittany Lions ran for 338 at Illinois in 2009...The Nittany Lions rushed for 200 or more yards in consecutive games for the first time since 2009 at Illinois (338) and vs. Eastern Illinois (285)...The 471 yards of total offense were the most since Penn State had 511 in 2014 against UCF in the Croke Park Classic. **San Diego State (9/26):** Helped protect Christian Hackenberg, who threw for 296 yards and three touchdowns. **at Ohio State (10/17):** Helped pave the way for Saquon Barkley's 194 yards rushing, the third-highest total by a true freshman...Protected Christian Hackenberg who threw for 120 yards and one touchdown. **vs. Maryland (10/24):** Started at left guard... Protected Christian Hackenberg to the tune of 315 yards and three touchdown passes...Helped the offense pile up 363 yards of total offense...The offense posted nine pass plays of 20-plus yards, including all three touchdown passes. **Illinois (10/31):** Started on the offensive line that helped Christian Hackenberg throw for 266 yards and break a tie with Matt McGloin for the most 200-yard passing games in school history with his 19th career 200-yard passing effort. **at Northwestern (11/7):** Blocked for 100-yard rusher Saquon Barkley and 200-yard passer Christian Hackenberg...The 205 yards passing by Hackenberg extended his school record to 20 such contests. **Michigan (11/21):** Helped protect Christian Hackenberg, who threw his school-record-tying 46th career touchdown pass...Blocked for Saquon Barkley, who rushed for 68 yards, including a career-long-tying 56-yard scamper. **at Michigan State (11/28):** Blocked for Saquon Barkley's fifth 100-yard rushing effort of the season...Barkley broke the Penn State freshman season rushing record and surpassed the 1,000-yard mark for the season...Protected Christian Hackenberg for his school-record extending 21st career 200-yard passing effort...Hackenberg also tossed two touchdown passes to take over the top spot on PSU's career passing touchdowns list with his 47th and 48th career scoring strikes, breaking a tie with Matt McGloin (46, 2009-12).



**TRACE MCSORLEY**

6-0 // 196 // So./Fr. // QB

Ashburn, Va.



**Season:** Appeared in six games...Made his collegiate debut vs. Rutgers...Is one of 17 redshirt freshmen to see action. **Indiana (10/10):** Attempted his first career pass - a 4-yard completion to Gregg Garrity...Rushed once for a 5-yard gain. **vs. Maryland (10/24):** Played one snap. **Illinois (10/31):** Threw three passes (0-for-3) and ran the ball three times for 15 yards. **Michigan (11/21):** Attempted one pass. **at Michigan State (11/28):** Set career highs by completing 5-of-8 passes for 39 yards.

» MCSORLEY'S CAREER STATISTICS

	C-A	Yds	%	TD-INT	YPG	LG
2015	6-13	43	46.2	0-0	7.2	12
<b>Career</b>	<b>6-13</b>	<b>43</b>	<b>46.2</b>	<b>0-0</b>	<b>7.2</b>	<b>12</b>

» MCSORLEY'S 2015 GAME-BY-GAME

Passing (Completed-Attempts-Yards-Int-TD)

at Temple DNP; Buffalo DNP; Rutgers 0-0-0-0-0; San Diego State DNP; Army DNP; Indiana 1-1-4-0-0; at Ohio State DNP; vs. Maryland 0-0-0-0-0; Illinois 0-3-0-0-0; at Northwestern DNP; Michigan 0-1-0-0-0; ; at Michigan State 5-8-39-0-0.

Note: Has six career rushes for 12 yards.



**CARL NASSIB**

6-7 // 272 // Gr./Sr. // DE

West Chester, Pa.



**Career:** Set the Penn State single season sack record with a sack at Northwestern (11/7) to mark his 15.5 sack of the season...His six forced fumbles on the season are the most forced by a Penn Stater since Michael Haynes forced seven in 2002.

**Awards:** Selected as the Lombardi Award winner for the nation's top lineman or linebacker...Named the winner of the Ted Hendricks Award for the nation's top defensive end...Won the Lott IMPACT Trophy...Consensus first team All-American, earning the distinction from Walter Camp, AP, FWA, Sporting News, AFCA...Also earned first team All-American honors from ESPN.com and CBS Sports... Earned second team All-America honors from USA Today...Earned second team All-America honors from USA Today...Selected as the Big Ten's Nagurski-Woodson Defensive Player of the Year by the conference's coaches and media...Selected as a finalist for the Nagurski Trophy (College Defensive Player of the Year), Bednarik Award (Nation's Defensive Player of the Year) and Bursworth Trophy (top walk-on)...Named first team All-Big Ten from the coaches and media...Selected BTN.com's Defensive Player of the Year and earned a nod to the website's all-conference team...Named to ESPN.com's All-Big Ten team...Tabbed first team All-Big Ten and Big Ten Defensive Player of the Year by the Associated Press and Athlon Sports... Named to CBS Sports, ESPN.com and SI.com Midseason All-America teams...Selected to ESPN.com's midseason All-Big Ten team...Additionally, was selected by CBS Sports Eye on College Football staff writers Jon Soloman, Tom Fornelli and Robby Kalland as the National Defensive Player of the Year at the 2015 midpoint...Selected as the ECAC Defensive Player of the Week (10/20)...Selected as the team's Most Valuable Player...Named the team's Most Valuable Defensive Player.

**Season:** Started 12 games, but only played two snaps against Michigan (11/21) and two snaps at Michigan State (11/28) due to injury...Made his first career start (high school or college) in the season opener at Temple (9/5)...Leads the FBS in forced fumbles (6; 0.50 fppg) and sacks (15.5; 1.29 spg)...Is No. 2 nationally and No. 1 in the Big Ten in tackles for loss (19.5; 1.60 tflpg)...Had a sack in each of the first 10 games of the season, which was the longest streak by a Penn State player since sacks became an official NCAA statistic in 2000...Has five multi-sack games...Graduated in December with a degree in biology...One of 14 Nittany Lions to earn their degree in December...One of 17 Nittany Lions to have their degree. **at Temple (9/5):** Led the team with a career-high 10 tackles...Made 2.5 tackle for loss, including his second career solo sack in the second quarter... Helped Penn State pile up 15.0 TFL, its most since posting 15.0 vs. Michigan on Sept. 22, 2007. **Buffalo (9/12):** Grabbed his first career interception in the second quarter after the pass was tipped by Anthony Zettel...Recorded a career-high 3.0 sacks... Accounted for 3.0 tackles for loss...Also forced two fumbles in the fourth quarter...Was instrumental on a defense that held the Bulls to 69 rushing yards, the fewest for an opponent since Illinois (68 yds.) last year...Is the first Nittany Lion with two forced fumbles in a single game since Sean Stanley had two at Temple on Sept. 17, 2011. **Rutgers (9/19):** Made four tackles...Added 1.5 tackles for loss, which included a sack of Chris Laviano for a loss of 13 yards in the fourth quarter...Part of a defense that held Rutgers to just three points, the fewest in a Big Ten opener since limiting Minnesota to three points in 1994...Helped limit Rutgers to 43 rushing yards, the fewest since giving up just 33 yards to Maryland last season. **San Diego State (9/26):** Notched his third forced fumble of the season in the fourth quarter and the fifth of his career...The fumble was returned 71 yards for a touchdown by Austin Johnson...Made two solo tackles, both were sacks... His 2.0 tackles for loss helped Penn State amass 9.0 TFLs in the game. **Army (10/3):** Recorded his eighth sack of the season... Made two tackles. **Indiana (10/10):** Logged four solo tackles, including two sacks...Also had two forced fumbles, marking the second time this season that he has multiple forced fumbles in a game...Helped snap Indiana's string of nine games in which the Hoosiers scored 20-plus points...Part of a defense that held Indiana to 234 yards of total offense, the fewest allowed by PSU since giving up 221 at Indiana in 2014...Played a major role in limiting IU to just 79 rushing yards, the second-straight B1G opponent with less than 80 yards rushing vs. Penn State... Was the coaching staff's Co-Defensive Player of the Week with Austin Johnson. **at Ohio State (10/17):** Registered eight total tackles...Recorded 3.5 tackles for loss to mark the fifth time this season he posted 2.0 or more TFLs in a game...Collected 1.5 sacks for his fourth multi-sack game...Helped the Penn State defense accumulate 10.0 tackles for loss...The 10.0 tackles for loss were the most surrendered by Ohio State in 2015. **vs.**



@PennStateFBall



PSUfball

2015

PSUrvaled.com

GoPSUsports.com

**Maryland (10/24):** Made four tackles...Recorded his fifth multi-sack game with 2.0 sacks...Had 2.0 tackles for loss. **Illinois (10/31):** Recorded three tackles...Had 1.0 sack to account for his 1.0 tackle for loss...Part of a defense that recorded its first Big Ten shutout since blanking Minnesota in 2009 (20-0)...Helped hold Illinois to just 167 yards (37 rushing, 130 passing), the fewest allowed since holding Minnesota to 138 yards (37 rushing, 101 passing) in 2009...As a unit, the defense forced a punt on 12 of Illinois' 15 possessions, with two ending with a turnover on downs and the other halted by an interception. **at Northwestern (11/7):** Recorded one sack, his 10th straight game with at least one sack...Set the Penn State single season record for sacks with his quarterback takedown in the fourth quarter...Helped the Nittany Lions extend their streak to 32 straight games with at least one sack...Penn State moved its streak to 10 straight games with multiple sacks, the longest active streak in the Big Ten and tied for No. 2 in the FBS...His 1.0 tackle for loss aided the defense in posting 10.0 tackles for loss, marking the seventh time this season and fourth straight game it recorded nine or more TFLs...Recorded four total tackles...Also forced his sixth fumble of the season - which was recovered by NU - on his sack in the fourth quarter...Added one pass breakup. **Michigan (11/21):** Only played two snaps on Michigan's first series due to an injury...Saw his streak of at least one sack in every game come to an end. **at Michigan State (11/28):** Only played two snaps in Michigan State's first series due to an injury.

**» NASSIB'S CAREER STATISTICS**

	TK	UA-A	FR	FC	I	PBU	SACK	TFL
2013	12	11-1	0	1	0	1	1.0-8	2.0-25
2014	7	4-3	0	1	0	1	1.0-5	3.5-22
2015	46	31-15	0	6	1	1	15.5-107	19.5-120
<b>Career</b>	<b>66</b>	<b>47-19</b>	<b>0</b>	<b>8</b>	<b>1</b>	<b>3</b>	<b>17.5-120</b>	<b>25.0-169</b>

**» NASSIB'S 2015 GAME-BY-GAME**

*Tackles (Total-Solo-Assists)*

at Temple 10-4-6; Buffalo 5-4-1; Rutgers 4-1-3; San Diego State 2-2-0; Army 2-2-0; Indiana 4-4-0; at Ohio State 8-4-4; vs. Maryland 4-3-1; Illinois 3-3-0; at Northwestern 4-4-0; Michigan 0-0-0; at Michigan State 0-0-0.



**ANDREW NELSON**  
6-6 // 302 // Jr./So. // T  
Hershey, Pa.

**Season:** Appeared in eight games with seven starts...Started games at left and right tackle...Named Academic All-Big Ten. **at Temple (9/5):** Helped Akeel Lynch run for 78 yards and one touchdown. **Buffalo (9/12):** Started at left tackle. **Indiana (10/10):** Returned to the lineup after missing three games...started at right tackle...Protected Christian Hackenberg during his 17th career 200-yard passing game (262 yards), which allowed him to become the second quarterback in Penn State history to amass 7,000 yards passing in a career...Helped Penn State control the ball for 35:35, its most in a Big Ten game since having 36:29 against Purdue in 2013. **at Ohio State (10/17):** Helped pave the way for Saquon Barkley's 194 yards rushing, the third-highest total by a true freshman...Protected Christian Hackenberg who threw for 120 yards and one touchdown. **vs. Maryland (10/24):** Protected Christian Hackenberg to the tune of 315 yards and three touchdown passes...Helped the offense pile up 363 yards of total offense...The offense posted nine pass plays of 20-plus yards, including all three touchdown passes. **Michigan (11/21):** Helped protect Christian Hackenberg, who threw his school-record-tying 46th career touchdown pass...Blocked for Saquon Barkley, who rushed for 68 yards, including a career-long-tying 56-yard scamper. **at Michigan State (11/28):** Blocked for Saquon Barkley's fifth 100-yard rushing effort of the season...Barkley broke the Penn State freshman season rushing record and surpassed the 1,000-yard mark for the season...Protected Christian Hackenberg for his school-record extending 21st career 200-yard passing effort...Hackenberg also tossed two touchdown passes to take over the top spot on PSU's career passing touchdowns list with his 47th and 48th career scoring strikes, breaking a tie with Matt McGloin (46, 2009-12).



**AMANI ORUWARIYE**  
6-1 // 205 // So./Fr. // CB  
Tampa, Fla.

**Season:** Appeared in 12 games...Is one of 17 redshirt freshmen to see action. **Rutgers (9/19):** Recorded his first career tackle on kickoff coverage to start the third quarter. **Army (10/3):** Made two tackles. **vs. Maryland (10/24):** Made one tackle. **Illinois (10/31):** Made one tackle...Had one pass breakup.

**» ORUWARIYE'S CAREER STATISTICS**

	TK	UA-A	FR	FC	I	PBU	SACK	TFL
2015	5	1-4	0	0	0	1	0-0	0-0
<b>Career</b>	<b>5</b>	<b>1-4</b>	<b>0</b>	<b>0</b>	<b>0</b>	<b>1</b>	<b>0-0</b>	<b>0-0</b>

**» ORUWARIYE'S 2015 GAME-BY-GAME**

*Tackles (Total-Solo-Assists)*

at Temple 0-0-0; Buffalo 0-0-0; Rutgers 1-1-0 San Diego State 0-0-0; Army 2-0-2; at Ohio State 0-0-0; vs. Maryland 1-0-1; Illinois 1-0-1; at Northwestern 0-0-0; Michigan 0-0-0; at Michigan State 0-0-0.



**PARIS PALMER**  
6-7 // 302 // Jr./Jr. // T  
Plymouth, N.C.

**Season:** Appeared in 12 games with 10 starts...Started his first career game in the season opener at Temple. **at Temple (9/5):** Helped Akeel Lynch run for 78 yards and one touchdown. **Buffalo (9/12):** Started the second half and helped Penn State to 17 points...Aided the Nittany Lions in gaining 202 yards on 31 plays (6.5 avg.) in the second half. **Rutgers (9/19):** Paved the way for a pair of 100-yard rushers: Saquon Barkley (195 yards) and Akeel Lynch (120)...Helped Barkley and Lynch become first Penn State tandem to rush for 100-yard since Lynch (108) and Bill Belton (108) passed the century mark against Eastern Michigan...Helped the backfield collect a pair of 100-yard rushers in a Big Ten game for the first time since 2010 (Northwestern) when Evan Royster (134) and Silas Redd (131) topped the mark...The 330 yards rushing by Penn State were the most since the Nittany Lions ran for 338 at Illinois in 2009...The Nittany Lions rushed for 200 or more yards in consecutive games for the first time since 2009 at Illinois (338) and vs. Eastern Illinois (285)...The 471 yards of total offense were the most since Penn State had 511 in 2014 against UCF in the Croke Park Classic. **San Diego State (9/26):** Helped protect Christian Hackenberg, who threw for 296 yards and three touchdowns. **Indiana (10/10):** Protected Christian Hackenberg during his 17th career 200-yard passing game (262 yards), which allowed him to become the second quarterback in Penn State history to amass 7,000 yards passing in a career...Helped Penn State control the ball for 35:35, its most in a Big Ten game since having 36:29 against Purdue in 2013. **at Ohio State (10/17):** Helped pave the way for Saquon Barkley's 194 yards rushing, the third-highest total by a true freshman...Protected Christian Hackenberg who threw for 120 yards and one touchdown. **vs. Maryland (10/24):** Protected Christian Hackenberg to the tune of 315 yards and three touchdown passes...Helped the offense pile up 363 yards of total offense...The offense posted nine pass plays of 20-plus yards, including all three touchdown passes. **Illinois (10/31):** Started on the offensive line that helped Christian Hackenberg throw for 266 yards and break a tie with Matt McGloin for the most 200-yard passing games in school history with his 19th career 200-yard passing effort. **at Northwestern (11/7):** Blocked for 100-yard rusher Saquon Barkley and 200-yard passer Christian Hackenberg...The 205 yards passing by Hackenberg extended his school record to 20 such contests. **Michigan (11/21):** Helped protect Christian Hackenberg, who threw his school-record-tying 46th career touchdown pass...Blocked for Saquon Barkley, who rushed for 68 yards, including a career-long-tying 56-yard scamper. **at Michigan State (11/28):** Blocked for Saquon Barkley's fifth 100-yard rushing effort of the season...Barkley broke the Penn State freshman season rushing record and surpassed the 1,000-yard mark for the season...Protected Christian Hackenberg for his school-record extending 21st career 200-yard passing effort...Hackenberg also tossed two touchdown passes to take over the top spot on PSU's career passing touchdowns list with his 47th and 48th career scoring strikes, breaking a tie with Matt McGloin (46, 2009-12).



**TOM PANCOAST**  
6-3 // 231 // Jr./So. // TE-H  
West Chester, Pa.

**Season:** Appeared in one game...Made his collegiate debut vs. Illinois (10/31).



**DANIEL PASQUARIELLO**  
6-1 // 200 // So./So. // P  
Melbourne, Australia

**Career:** His 38.9 career yards per punt average is tied for No. 11 on Penn State's career punting list with Bob Parsons (1969-71).

**Season:** Appeared in 10 games with eight starts at punter...Named Academic All-Big Ten. **at Temple (9/5):** Tied his career high with nine punts (at Indiana, 2014)...Averaged 39.0 yards per punt...Hit a pair of 50-plus yard punts, including a 55-yarder on his first kick of the game...Placed three of his kicks inside the 20. **Buffalo (9/12):** Hit three punts for an average of 38.3 yards per punt...Hit a 55-yard punt on his first punt of the second quarter. **Army (10/3):** Hit a 35-yard punt in the fourth quarter, forcing Army to start their final drive of the game inside their 25-yard line. **Indiana (10/10):** Had seven punts for an average of 44.3 yards...Had three punts of 50-plus yards (54, 50, 51)...Had one punt inside the IU 10-yardline. **at Ohio State (10/17):** Hit three punts for an average of 35.3...Pinned Ohio State inside its own 5-yard line on his first punt of the game. **vs. Maryland (10/24):** Booted six punts for an average of 39.0 yards...Hit one 50-yard punt, a 55-yarder in the first quarter. **Illinois (10/31):** Averaged 41.0 yards on five punts...Had two punts downed inside the 20-yard line. **at Northwestern (11/7):** Averaged 41.6 yards on nine punts...Pinned the Wildcats inside their own 10-yard line once...Had a 60-yard punt in the first quarter. **Michigan (11/21):** Hit six punts for an average of 37.5 yards...Had one punt downed inside the Michigan 10-yard line. **at Michigan State (11/28):** Booted three punts for an average of 46.7 yards...Had one punt downed at the Michigan State 5-yard line.

**» PASQUARIELLO'S PUNTING STATISTICS**

	P-Yds	Avg.	I-20	FC	50+	LG	BLK
2014	47-1,754	37.3	13	11	1	63	0
2015	52-2,095	40.3	10	9	9	60	0
<b>Career</b>	<b>99-3,849</b>	<b>38.9</b>	<b>23</b>	<b>20</b>	<b>10</b>	<b>63</b>	<b>0</b>

**» PASQUARIELLO'S 2015 GAME-BY-GAME**

*Punting (Punts-Yards-Average)*

at Temple 9-351-39.0; Buffalo 3-115-38.3; Rutgers DNP; San Diego State DNP; Army 1-35-35.0; Indiana 7-310-44.3; at Ohio State 3-106-35.3; vs. Maryland 6-234-39.0; Illinois 5-205-41.0; at Northwestern 9-374-41.6; Michigan 6-225-37.5; at Michigan State 3-140-46.7.



**BRANDON POLK**  
5-9 // 170 // Fr./Fr. // WR  
Ashburn, Va.

**Season:** Appeared in 12 games with three starts...Started his first career game in the season opener at Temple... Is one of six freshmen (3 redshirt, 3 true) to start this season...Is one of five true freshmen to see action...With DeAndre Thompson scoring a rushing TD vs. Rutgers, the duo is the first Penn State wide receiver pair with rushing scores in the same season since 2008 when Derrick Williams and Chaz Powell both had rushing touchdowns... Is the Penn State first wide receiver to have rushing and receiving touchdowns in the same season since Derrick Williams had three rushing touchdowns and four receiving touchdowns in the 2008 season. **at Temple (9/5):** Rushed for 50 yards on two carries... Caught one pass for no gain...Took the handoff on the jet sweep on Penn State's first play from scrimmage and raced 33 yards down the right sideline...Also had a 17-yard rush in the second quarter. **Buffalo (9/12):** Rushed three times for 45 yards and his first career touchdown...Took his first rush of the game 33 yards over the left side of the offensive line for a score...Also rushed for 20 yards on a third quarter carry...Teamed with Saquon Barkley to become the first true freshmen duo to score touchdowns in the same game since Justin King and Derrick Williams both had



touchdown receptions in the 2005 at Northwestern. **Rutgers (9/19):** Rushed one time for six yards. **San Diego State (9/26):** Had one rush for a 1-yard gain. **Army (10/3):** Rushed one time for 14 yards. **Indiana (10/10):** Caught his first career touchdown pass, a 39-yard reception along the visiting sideline in the first quarter to open the scoring...Had two receptions for 45 yards... Returned one kickoff for 21 yards. **at Ohio State (10/17):** Caught one pass for four yards and rushed once for six yards...Returned four kickoffs for 79 yards (19.7 ypr), with a long of 30 yards. **vs. Maryland (10/24):** Rushed once for eight yards in a start. **Illinois (10/31):** Caught one pass for six yards...Rushed three times. **Michigan (11/21):** Had one rush for five yards. **at Michigan State (11/28):** Had one rush for 25 yards...His 25-yard rush came in the first quarter on Penn State's first scoring drive.

» POLK'S RUSHING STATISTICS

	Att-Yds	Avg.	TD	LG
2015	15-149	9.9	1	33
<b>Career</b>	<b>15-149</b>	<b>9.9</b>	<b>1</b>	<b>33</b>

» POLK'S 2015 GAME-BY-GAME

*Rushing (Carries-Yards-TD)*  
 at Temple 2-50-0; Buffalo 3-45-1; Rutgers 1-6-0; San Diego State 1-1-0; Army 1-14-0; Indiana 0-0-0; at Ohio State 1-6-0; vs. Maryland 1-8-0; Illinois 3-(-11)-0; at Maryland 0-0-0; Michigan 1-5-0; at Michigan State 1-25-0.

» POLK'S RECEIVING STATISTICS

	Rec-Yds	Avg.	TD	LG
2015	5-56	11.2	1	39
<b>Career</b>	<b>5-56</b>	<b>11.2</b>	<b>1</b>	<b>39</b>

» POLK'S 2015 GAME-BY-GAME

*Receiving (Receptions-Yards-TD)*  
 at Temple 1-0-0; Buffalo 0-0-0; Rutgers 0-0-0; San Diego State 0-0-0; Army 0-0-0; Indiana 2-46-1; at Ohio State 1-4-0; vs. Maryland 0-0-0; Illinois 1-6-0; Michigan 0-0-0; at Michigan State 0-0-0.

» POLK'S KICK RETURN STATISTICS

	No.	Yds	Avg.	TD	LG
2015	7	140	20.0	0	30
<b>Career</b>	<b>7</b>	<b>140</b>	<b>20.0</b>	<b>0</b>	<b>30</b>

» POLK'S 2015 GAME-BY-GAME

*Kick Off Returns (Returns-Yards-TD-YPR)*  
 at Temple 0-0-0-0.0; Buffalo 0-0-0-0.0; Rutgers 0-0-0-0.0; San Diego State 0-0-0-0.0; Army 0-0-0-0.0; Indiana 1-21-0-21.0; at Ohio State 4-79-0-19.7; vs. Maryland 2-40-0-20.0; Illinois 0-0-0-0.0; Michigan 0-0-0-0.0; at Michigan State 0-0-0.



**TROY REEDER**  
 6-1 // 241 // So./Fr. // LB  
 Wilmington, Del.

**Awards:** Earned CoSIDA Academic All-District...Named to ESPN.com's Big Ten All-Freshman team.

**Season:** Appeared in 12 games with 11 starts...Is one of 17 redshirt freshmen to see action...Is one of six freshmen (3 redshirt, 3 true) to start this season...Made his first career start vs. Buffalo... Named Academic All-Big Ten. **at Temple (9/5):** Made two tackles...Made his first career tackle in the fourth quarter...Posted his first career TFL on the next play...Helped Penn State pile up 15.0 TFL, its most since posting 15.0 vs. Michigan on Sept. 22, 2007. **Buffalo (9/12):** Recorded seven tackles in his first career start. **Rutgers (9/19):** Recorded eight tackles...Added 1.0 tackle for loss...Part of a defense that held Rutgers to just three points, the fewest in a Big Ten opener since limiting Minnesota to three points in 1994...Helped limit Rutgers to 43 rushing yards, the fewest since giving up just 33 yards to Maryland last season. **San Diego State (9/26):** Recorded six tackles...Made 0.5 tackle for loss to help Penn State amass 9.0 TFLs in the game. **Army (10/3):** Recorded four tackles, including 1.0 tackle for loss...Was a part of a defensive that limited Army to one pass attempt, the fewest by a Penn State opponent since at least 1966, and one completion, the fewest since 1976 (Ohio State)...The one completion is tied for the fewest by a team in FBS this year (by Georgia Southern vs. Western Michigan)...The one pass attempt is the fewest by an FBS team this season...Helped hold Army to just 32 passing yards, the fewest against the Nittany Lions in the Big Ten era (since 1993). **Indiana (10/10):** Made three tackles...Recorded one tackle for loss...Helped snap Indiana's string of nine games in which the Hoosiers scored 20-plus points...Part of a defense that held Indiana to 234 yards of total offense, the fewest allowed by PSU since giving up 221 at Indiana in 2014...Played a major role in limiting IU to just


79 rushing yards, the second-straight B1G opponent with less than 80 yards rushing vs. Penn State. **at Ohio State (10/17):** Recorded five tackles...Made 1.0 TFL...Helped the Penn State defense accumulate 10.0 tackles for loss...The 10.0 tackles for loss were the most surrendered by Ohio State in 2015. **vs. Maryland (10/24):** Posted a career-high 11 tackles - 10 solo - to lead all players. **Illinois (10/31):** Grabbed his first career interception in the first quarter, returning it for 44 yards...Recorded three tackles... Also added one pass breakup...Part of a defense that recorded its first Big Ten shutout since blanking Minnesota in 2009 (20-0)... Helped hold Illinois to just 167 yards (37 rushing, 130 passing), the fewest allowed since holding Minnesota to 138 yards (37 rushing, 101 passing) in 2009...As a unit, the defense forced a punt on 12 of Illinois' 15 possessions, with two ending with a turnover on downs and the other halted by an interception...Selected as the coaching staff's Defensive Player of the Week. **at Northwestern (11/7):** Recorded six tackles. **Michigan (11/21):** Recorded seven tackles...Helped hold Michigan to less than 100 yards rushing, the fifth Penn State opponent that failed to reach 100 rushing yards (87 on 30 carries). **at Michigan State (11/28):** Recorded five tackles.

» REEDER'S CAREER STATISTICS

	TK	UA-A	FR	FC	I	PBU	SACK	TFL
2015	67	42-25	0	0	1	1	0-0	5.5-14
<b>Career</b>	<b>67</b>	<b>42-25</b>	<b>0</b>	<b>0</b>	<b>1</b>	<b>1</b>	<b>0-0</b>	<b>5.5-14</b>

» REEDER'S 2015 GAME-BY-GAME

*Tackles (Total-Solo-Assists)*  
 at Temple 2-1-1; Buffalo 7-5-2; Rutgers 8-4-4; San Diego State 6-2-4; Army 4-2-2; Indiana 3-1-2; at Ohio State 5-4-1; vs. Maryland 11-9-2; Illinois 3-3-0; at Northwestern 6-5-1; Michigan 7-5-2; at Michigan State 5-1-4.



**JOHN REID**  
 5-10 // 186 // Fr./Fr. // CB  
 Mount Laurel, N.J.

**Awards:** Named to ESPN.com's Big Ten All-Freshman team.

**Season:** Appeared in 12 games with two starts...Started his first career game in the season opener at Temple...Is one of six freshmen (3 redshirt, 3 true) to start this season...Is one of five true freshmen see action. **at Temple (9/5):** Made five tackles, including a pair of solo stops. **Buffalo (9/12):** Recorded one tackle. **Rutgers (9/19):** Grabbed his first career interception in the third quarter, returning it 44 yards...Recorded his first fumble recovery in the fourth quarter and returned it 19 yards...Made two tackles...Part of a defense that held Rutgers to just three points, the fewest in a Big Ten opener since limiting Minnesota to three points in 1994... Helped limit Rutgers to 43 rushing yards, the fewest since giving up just 33 yards to Maryland last season...Was the coaching staff's Defensive Player of the Week. **San Diego State (9/26):** Recorded two solo tackles...Had one pass breakup. **Army (10/3):** Was a part of a defensive that limited Army to one pass attempt, the fewest by a Penn State opponent since at least 1966, and one completion, the fewest since 1976 (Ohio State)...The one completion is tied for the fewest by a team in FBS this year (by Georgia Southern vs. Western Michigan)...The one pass attempt is the fewest by an FBS team this season...Helped hold Army to just 32 passing yards, the fewest against the Nittany Lions in the Big Ten era (since 1993). **Indiana (10/10):** Grabbed the second interception of his career in the fourth quarter...Recorded one tackle...Helped snap Indiana's string of nine games in which the Hoosiers scored 20-plus points...Part of a defense that held Indiana to 234 yards of total offense, the fewest allowed by PSU since giving up 221 at Indiana in 2014...Led a secondary that limited the Hoosiers' 155 passing yards, the fewest allowed by Penn State in a Big Ten game since allowing 68 to Indiana last season. **at Ohio State (10/17):** Made four tackles. **vs. Maryland (10/24):** Had three tackles...Forced his first career fumble to help the Nittany Lions force a season-high five turnovers. **Illinois (10/31):** Made two tackles. **at Northwestern (11/7):** Recorded one tackle. **Michigan (11/21):** Registered one tackle...Had one pass breakup. **at Michigan State (11/28):** Tied a career-high with five tackles.

» REID'S CAREER STATISTICS

	TK	UA-A	FR	FC	I	PBU	SACK	TFL
2015	27	17-10	1	1	2	3	0-0	1.0-2
<b>Career</b>	<b>27</b>	<b>17-10</b>	<b>1</b>	<b>1</b>	<b>2</b>	<b>3</b>	<b>0-0</b>	<b>1.0-2</b>

» REID'S 2015 GAME-BY-GAME

*Tackles (Total-Solo-Assists)*  
 at Temple 5-2-3; Buffalo 1-1-0; Rutgers 2-1-1 San Diego State 2-2-0; Army 0-0-0; Indiana 1-0-1 at Ohio State 4-2-2; vs. Maryland 3-2-1; Illinois 2-1-1; Michigan 1-1-0; at Michigan State 5-4-1.




**KEVIN REIHNER**  
 6-3 // 313 // Gr./Sr. // C/G  
 Scranton, Pa.

**Season:** Appeared in 12 games...Seen time primarily on special teams.



**DOM SALOMONE**  
 5-10 // 242 // Sr./Jr. // TE-H  
 Dillsburg, Pa.

**Season:** Appeared in two games...Selected as the Iron Lion Award winner for the team's strength and conditioning award... Claimed the Nittany Lion Club Award for the senior with the highest grade point average...Named Academic All-Big Ten.



**EVAN SCHWAN**  
 6-6 // 256 // Sr./Jr. // DE  
 Harrisburg, Pa.


**Season:** Appeared in 11 games. **at Temple (9/5):** Made two tackles. **Buffalo (9/12):** Recorded a career-high four tackles... Helped the Nittany Lions hold the Bulls to 69 rushing yards, the fewest for an opponent since Illinois (68 yds.) last season. **Rutgers (9/19):** Made two tackles...Part of a defense that held Rutgers to just three points, the fewest in a Big Ten opener since limiting Minnesota to three points in 1994...Helped limit Rutgers to 43 rushing yards, the fewest since giving up just 33 yards to Maryland last season. **Indiana (10/10):** Made one tackle...Had one pass breakup. **vs. Maryland (10/24):** Recorded two tackles. **Illinois (10/31):** Made three tackles with 0.5 tackle for loss. **at Northwestern (11/7):** Recorded one tackle. **Michigan (11/21):** Logged two tackles. **at Michigan State (11/28):** Tied a career high with four stops.

» SCHWAN'S CAREER STATISTICS

	TK	UA-A	FR	FC	I	PBU	SACK	TFL
2013	4	1-3	0	0	0	0	0-0	0.5-0
2014	6	4-2	0	0	0	0	0-0	0-0
2015	21	8-13	0	0	0	1	0-0	0.5-0
<b>Career</b>	<b>31</b>	<b>13-18</b>	<b>0</b>	<b>0</b>	<b>0</b>	<b>1</b>	<b>0-0</b>	<b>1.0-0</b>

» SCHWAN'S 2015 GAME-BY-GAME

*Tackles (Total-Solo-Assists)*  
 at Temple 2-1-1; Buffalo 4-0-4; Rutgers 2-0-2; San Diego State 0-0-0; Army DNP; Indiana 1-0-1; at Ohio State 0-0-0; vs. Maryland 2-1-1; Illinois 3-1-2; at Northwestern 1-1-0; Michigan 2-1-1; at Michigan State 4-3-1.



**NICK SCOTT**  
 5-11 // 198 // So./Fr. // RB  
 Fairfax, Va.

**Season:** Appeared in 12 games with one start...Is one of 17 redshirt freshmen to see action...Is one of six freshmen (3 redshirt, 3 true) to start this season...Made his first career start vs. Indiana (10/10)...Selected as the John Bruno Memorial Award winner for the team's outstanding member of special teams. **at Temple (9/5):** Made two tackles on special teams...Combined with Matt Zanellato for the stop on the game's opening kickoff...Made a solo stop on a first quarter punt. **Buffalo (9/12):** Returned his first career kickoff...Took the opening kickoff 58 yards...His 58-yard kick return was the longest for a Penn State player since Chaz Powell had a 92-yard return against Purdue in 2011...Also made one special teams tackle on a kickoff return. **Rutgers (9/19):** Rushed one time for five yards...Returned two kickoffs for 57 yards (28.0 ypr), with a long of 34 yards. **San Diego State (9/26):** Completed his first career passing attempt for 32 yards to Chris Godwin...Was the longest completion by a non-quarterback since RB Eric McCoo threw a 63-yard touchdown pass against Illinois in



2001...The completion was the first for a non-quarterback since 2011 (Curtis Drake, Nebraska)...Rushed six times for nine yards... Returned three kickoffs for 72 yards...All three kickoff returns were for 20-plus yards (20, 24, 28). **Army (10/3)**: Rushed 12 times for 54 yards – with no negative yard carries – and one touchdown... Scored his first career touchdown on Penn State's second series of the game with an 11-yard rush...Also caught a screen pass for 22 yards in the fourth quarter for his first career reception... Also made one special teams tackle...Was the coaching staff's Offensive Player of the Week. **Indiana (10/10)**: Led the team with eight rushes for a career-high 57 yards...Had a career-long 35-yard rush on the second play of the game...Caught three passes for 21 yards, including a 10-yard grab during Penn State's first touchdown drive. **at Ohio State (10/17)**: Returned three kicks for 38 yards, including a long of 19...Carried the ball once for three yards. **vs. Maryland (10/24)**: Returned four kickoffs for 85 yards (21.2 ypr), with a long return of 27 yards...Had one carry for one yard. **Illinois (10/31)**: Completed his second career pass, a 14-yard touchdown pass to Christian Hackenberg on a throw-back pass...Had one tackle on special teams...Was the coaching staff's co-Special Teams Player of the Week with Koa Farmer. **at Michigan State (11/28)**: Made two special teams tackles.

» SCOTT'S RUSHING STATISTICS

	Att-Yds	Avg.	TD	LG
2015	29-129	4.4	1	35
<b>Career</b>	<b>29-129</b>	<b>4.4</b>	<b>1</b>	<b>35</b>

» SCOTT'S 2015 GAME-BY-GAME

*Rushing (Carries-Yards-TD)*  
 at Temple 0-0-0; Buffalo 0-0-0; Rutgers 1-5-0; San Diego State 6-9-0; Army 12-54-1; Indiana 8-57-0; at Ohio State 1-3-0; vs. Maryland 1-1-0; Illinois 0-0-0; at Northwestern 0-0-0; Michigan 0-0-0; at Michigan State 0-0-0.

» SCOTT'S RECEIVING STATISTICS

	Rec-Yds	Avg.	TD	LG
2015	4-43	10.8	0	22
<b>Career</b>	<b>4-43</b>	<b>10.8</b>	<b>0</b>	<b>22</b>

» SCOTT'S 2015 GAME-BY-GAME

*Receiving (Receptions-Yards-TD)*  
 at Temple 0-0-0; Buffalo 0-0-0; Rutgers 0-0-0; San Diego State 0-0-0; Army 1-22-0; Indiana 3-21-0; at Ohio State 0-0-0; vs. Maryland 0-0-0; Illinois 0-0-0; at Northwestern 0-0-0; Michigan 0-0-0; at Michigan State 0-0-0.

» SCOTT'S KICK RETURN STATISTICS

	No.	Yds	Avg.	TD	LG
2015	13	310	23.8	0	58
<b>Career</b>	<b>13</b>	<b>310</b>	<b>23.8</b>	<b>0</b>	<b>58</b>

» SCOTT'S 2015 GAME-BY-GAME

*Kick Off Returns (Returns-Yards-TD-YPR)*  
 at Temple 0-0-0-0.0; Buffalo 1-58-0-58.0; Rutgers 2-57-0-28.5; San Diego State 3-72-0-24.0; Army 0-0-0-0.0; at Ohio State 3-38-0-12.6; vs. Maryland 4-85-0-21.2; Illinois 0-0-0-0.0; ; at Northwestern 0-0-0-0.0; Michigan 0-0-0-0.0; at Michigan State 0-0-0-0.0.

Note: Is 2-for-2 passing in his career for 46 yards and one touchdown pass.



**GARRETT SICKELS**

6-4 // 258 // Jr./So. // DE

Red Bank, N.J.

**Season**: Started 11 games...Forced his first career fumble against San Diego State (9/27)...Had first career fumble recovery against Army...Ranks No. 24 nationally and No. 2 in the Big Ten with two fumble recoveries. **at Temple (9/5)**: Made a four tackles...Added 1.0 TFL with a stop behind the line of scrimmage in the third quarter...Helped Penn State pile up 15.0 TFL, its most since posting 15.0 vs. Michigan on Sept. 22, 2007. **Buffalo (9/12)**: Recorded one tackle, which was a 0.5 sack... Combined with Austin Johnson on a third quarter sack for a loss of three yards...Helped the Nittany Lions hold the Bulls to 69 rushing yards, the fewest for an opponent since Illinois (68 yds.) last year. **Rutgers (9/19)**: Made one tackle...Part of a defense that held Rutgers to just three points, the fewest in a Big Ten opener since limiting Minnesota to three points in 1994...Helped limit Rutgers to 43 rushing yards, the fewest since giving up just 33 yards to Maryland last season. **San Diego State (9/26)**: Forced his first fumble of his career late in the second quarter, which was recovered by Anthony Zettel, to lead to a Penn State touchdown...Made three tackles and added one pass breakup...


Had 0.5 sack as part of Penn State's 9.0 TFL effort in the game. **Army (10/3)**: Made his first career fumble recovery on Army's first play from scrimmage...Made one tackle. **Indiana (10/10)**: Made five stops...Registered one sack...Helped snap Indiana's string of nine games in which the Hoosiers scored 20-plus points...Part of a defense that held Indiana to 234 yards of total offense, the fewest allowed by PSU since giving up 221 at Indiana in 2014... Played a major role in limiting IU to just 79 rushing yards, the second-straight B1G opponent with less than 80 yards rushing vs. Penn State. **at Ohio State (10/17)**: Had a career-high eight tackles, including 0.5 tackle for loss...Helped the Penn State defense accumulate 10.0 tackles for loss...The 10.0 tackles for loss were the most surrendered by Ohio State in 2015. **vs. Maryland (10/24)**: Made two tackles...Made his second career fumble recovery of the season – and his career – in the fourth quarter and returned it 36 yards...Fumble recovery was one of a season-high five turnovers forced by Penn State. **Illinois (10/31)**: Made one tackle...Part of a defense that recorded its first Big Ten shutout since blanking Minnesota in 2009 (20-0)...Helped hold Illinois to just 167 yards (37 rushing, 130 passing), the fewest allowed since holding Minnesota to 138 yards (37 rushing, 101 passing) in 2009...As a unit, the defense forced a punt on 12 of Illinois' 15 possessions, with two ending with a turnover on downs and the other halted by an interception. **at Northwestern (11/7)**: Recorded three tackles...Had 1.0 sack for his only tackle for loss...Aided the defense in posting 10.0 tackles for loss, marking the seventh time this season and fourth straight game it recorded nine or more TFLs. **Michigan (11/21)**: Recorded two tackles...Helped hold Michigan to less than 100 yards rushing, the fifth Penn State opponent that failed to reach 100 rushing yards (87 on 30 carries). Michigan State (11/28): Missed game due to injury.

» SICKELS' CAREER STATISTICS

	TK	UA-A	FR	FC	I	PBU	SACK	TFL
2014	11	7-4	0	0	0	0	2.0-10	3.0-12
2015	31	12-19	2	1	0	1	3.0-19	4.5-25
<b>Career</b>	<b>42</b>	<b>19-23</b>	<b>2</b>	<b>1</b>	<b>0</b>	<b>1</b>	<b>5.0-29</b>	<b>7.5-37</b>

» SICKELS' 2015 GAME-BY-GAME

*Tackles (Total-Solo-Assists)*  
 at Temple 4-2-2; Buffalo 1-0-1; Rutgers 1-0-1; San Diego State 3-1-2; Army 1-0-1; Indiana 5-1-4; at Ohio State 8-3-5; vs. Maryland 2-1-1; Illinois 1-1-0; at Northwestern 3-2-1; Michigan 2-1-1; at Michigan State DNP.



**BRANDON SMITH**

6-0 // 223 // Jr./So. // LB

Winfield, Pa.


**Season**: Appeared in three games...Made his collegiate debut against Indiana (10/10). **Illinois (10/31)**: Made his first career tackle...Named Co-Scout Team Defensive Player of the Year with Ryan Monk.

» SMITH'S CAREER STATISTICS

	TK	UA-A	FR	FC	I	PBU	SACK	TFL
2014								DNP
2015	1	0-1	0	0	0	0	0-0	0-0
<b>Career</b>	<b>1</b>	<b>0-1</b>	<b>0</b>	<b>0</b>	<b>0</b>	<b>0</b>	<b>0-0</b>	<b>0-0</b>

» SMITH'S 2015 GAME-BY-GAME

*Tackles (Total-Solo-Assists)*  
 at Temple DNP; Buffalo DNP; Rutgers DNP; San Diego State DNP; Army DNP; Indiana 0-0-0; at Ohio State DNP; vs. Maryland DNP; Illinois 1-0-1; at Northwestern 0-0-0; Michigan DNP; at Michigan State DNP.



**JORDAN SMITH**

5-10 // 190 // Jr./Sr. // CB

Washington, D.C.

**Season**: Appeared in six games. **at Temple (9/5)**: Made two stops. **San Diego State (9/26)**: Made one tackle. **Illinois (10/31)**: Made one tackle...Posted his first career tackle for loss.

» SMITH'S CAREER STATISTICS

	TK	UA-A	FR	FC	I	PBU	SACK	TFL
2013	5	3-2	0	0	0	0	0-0	0-0
2014	0	0-0	0	0	0	0	0-0	0-0
2015	4	1-3	0	0	0	0	0-0	0.5-1
<b>Career</b>	<b>9</b>	<b>4-5</b>	<b>0</b>	<b>0</b>	<b>0</b>	<b>0</b>	<b>0-0</b>	<b>0.5-1</b>

» SMITH'S 2015 GAME-BY-GAME

*Tackles (Total-Solo-Assists)*  
 at Temple 2-0-2; Buffalo 0-0-0; Rutgers 0-0-0; San Diego State 1-1-0; Army 0-0-0; Indiana 0-0-0; at Ohio State DNP; vs. Maryland DNP; Illinois 1-0-1 at Northwestern DNP; Michigan DNP; at Michigan State DNP.



**CHANCE SORRELL**

6-5 // 295 // So./Fr. // TT

Middletown, Ohio

**Season**: Appeared in two games...Made his collegiate debut against Indiana (10/10)...Is one of 17 redshirt freshmen to see action.



**JOHNATHAN THOMAS**

5-11 // 221 // So./Fr. // RB

Peabody, Mass.

**Season**: Appeared in three games...Made his collegiate debut against Army (10/3)...Is one of 17 redshirt freshmen to see action. **Army (10/3)**: Rushed seven times for 28 yards...First career rush came in the first quarter; a 2-yard carry. **Indiana (10/10)**: Rushed twice for nine yards. **Illinois (10/31)**: Carried twice for five yards.

» THOMAS' RUSHING STATISTICS

	Att-Yds	Avg.	TD	LG
2015	11-42	3.8	0	11
<b>Career</b>	<b>11-42</b>	<b>3.8</b>	<b>0</b>	<b>11</b>

» THOMAS' 2015 GAME-BY-GAME

*Rushing (Carries-Yards-TD)*  
 at Temple DNP; Buffalo DNP; Rutgers DNP; San Diego State DNP; Army 7-28-0; Indiana 2-9-0; at Ohio State DNP; vs. Maryland DNP; Illinois 2-5-0; at Northwestern DNP; Michigan DNP; at Michigan State DNP.



**DeANDRE THOMPKINS**

5-11 // 185 // So./Fr. // WR

Hubert, N.C.

**Season**: Appeared in 12 games...Ranks 38th in the FBS with 7.7 yards per punt return...Is one of 17 redshirt freshmen to see action... Combined with Brandon Polk (vs. Buffalo) to become the first Penn State wide receiver pair with rushing touchdowns in the same season since 2008 when Derrick Williams and Chaz Powell both had rushing scores. **at Temple (9/5)**: Had one rush for no gain. **Buffalo (9/12)**: Logged four punt returns for 71 yards (14.2 ypr)...Ran back his first career punt 58 yards to set up Penn State's first score of the game... His 58-yard return was the longest by a Nittany Lion since Derrick Williams' 63-yard punt return for a touchdown at Wisconsin in 2008... The 58-yard return was also the longest non-scoring punt return since Mike Archie had a 62-yard return at Michigan State in 1993. **Rutgers (9/19)**: Scored his first career touchdown on a 6-yard rush in the second quarter...Returned three punts for 20 yards (6.7 ypr). **San**

**Diego State (9/26):** Returned four punts for 17 yards...Had a long punt return of 10 yards in the second quarter. **Army (10/3):** Returned one punt for 25 yards. **Indiana (10/10):** Had two rushing attempts for 11 yards...Returned five punts for 32 yards (6.4 ypr) with a long return of 19 yards in the fourth quarter. **vs. Maryland (10/24):** Made his first career reception – a 2-yard grab in the last in the second quarter. **Illinois (10/31):** Caught two passes for 31 yards...Grabbed a career-long 31-yard reception on Penn State's first scoring drive. **at Northwestern (11/7):** Returned two punts for nine yards...Had a long punt return of eight yards. **Michigan (11/21):** Had one punt return for one yard.

» THOMPkins' RUSHING STATISTICS

	Att-Yds	Avg.	TD	LG
2015	5-12	2.4	1	6
<b>Career</b>	<b>5-12</b>	<b>2.4</b>	<b>1</b>	<b>6</b>

» THOMPkins' 2015 GAME-BY-GAME

*Rushing (Carries-Yards-TD)*  
at Temple 1-0-0; Buffalo 0-0-0; Rutgers 2-1-1; San Diego State 0-0-0; Army 0-0-0; Indiana 2-11-0; at Ohio State 0-0-0; vs. Maryland 0-0-0; Illinois 0-0-0; at Northwestern 0-0-0; Michigan 0-0-0; at Michigan State 0-0-0.

» THOMPkins' RECEIVING STATISTICS

	Rec-Yds	Avg.	TD	LG
2015	3-33	11.0	0	31
<b>Career</b>	<b>3-33</b>	<b>11.0</b>	<b>0</b>	<b>31</b>

» THOMPkins' 2015 GAME-BY-GAME


*Receiving (Receptions-Yards-TD)*  
at Temple 0-0-0; Buffalo 0-0-0; Rutgers 0-0-0; San Diego State 0-0-0; Army 0-0-0; Indiana 0-0-0; at Ohio State 0-0-0; vs. Maryland 1-2-0; Illinois 2-31-0; at Northwestern 0-0-0; Michigan 0-0-0; at Michigan State 0-0-0.

» THOMPkins' PUNT RETURN STATISTICS

	No.	Yds	Avg.	TD	LG
2015	23	178	7.7	0	58
<b>Career</b>	<b>23</b>	<b>178</b>	<b>7.7</b>	<b>0</b>	<b>58</b>

» THOMPkins' 2015 GAME-BY-GAME

*Punt Returns (Returns-Yards-TD-YPR)*  
at Temple 0-0-0-0.0; Buffalo 4-71-0-17.8; 3-20-0-6.7; San Diego State 4-17-0-4.2; Army 1-25-0-25.0; Indiana 5-32-0-6.4; at Ohio State 0-0-0-0.0; vs. Maryland 0-0-0-0.0; Illinois 3-3-0-3.0; at Northwestern 2-9-0-4.5; Michigan 1-1-0-1.0; at Michigan State 0-0-0-0.0.



25

VON WALKER

5-11 // 219 // Jr./Jr. // LB

Mill Hall, Pa.

**Season:** Appeared in 12 games with two starts...Made his second career start vs. Buffalo (Northwestern, 2014). **at Temple (9/5):** Made one special teams tackle. **Buffalo (9/12):** Made his second career start and contributed one tackle. **Rutgers (9/19):** Recorded one tackle. **Army (10/3):** Recorded his first-career fumble recovery at the Penn State 43-yard line in the second quarter...Made three tackles... Was a part of a defensive that limited Army to one pass attempt, the fewest by a Penn State opponent since at least 1966, and one completion, the fewest since 1976 (Ohio State)...The one completion is tied for the fewest by a team in FBS this year (by Georgia Southern vs. Western Michigan)...The one pass attempt is the fewest by an FBS team this season...Helped hold Army to just 32 passing yards, the fewest against the Nittany Lions in the Big Ten era (since 1993). **Indiana (10/10):** Made one tackle. **vs. Maryland (10/24):** Made one tackle. **Michigan (11/21):** Recorded one tackle...Blocked a punt in the second quarter, which led to Penn State's only touchdown of the game...It was the first blocked punt for the Nittany Lions since 2012 when Mike Hull blocked a punt versus Ohio State.

» WALKER'S CAREER STATISTICS

	TK	UA-A	FR	FC	I	PBU	SACK	TFL
2013	4	3-1	0	0	0	0	0-0	0-0
2014	12	5-7	0	0	0	0	0-0	1.0-2
2015	9	6-3	1	0	0	0	0-0	0-0
<b>Career</b>	<b>25</b>	<b>14-11</b>	<b>1</b>	<b>0</b>	<b>0</b>	<b>0</b>	<b>0-0</b>	<b>1.0-2</b>

» WALKER'S 2015 GAME-BY-GAME

*Tackles (Total-Solo-Assists)*  
at Temple 1-0-1; Buffalo 1-1-0; Rutgers 1-0-1; San Diego State 0-0-0; Army 3-2-1; Indiana 1-1-0; at Ohio State 0-0-0; vs. Maryland 1-1-0; Illinois 0-0-0; at Northwestern 0-0-0; Michigan 1-1-0; at Michigan State DNP.



5

NYEEM WARTMAN-WHITE

6-1 // 243 // Gr./Jr. // LB

Philadelphia, Pa.

**Season:** Started the season opener at Temple...Suffered a season-ending injury in the second quarter at Temple... Graduated in December with a degree in telecommunications... One of 14 Nittany Lions to earn their degree in December...One of 17 Nittany Lions to have their degree. **at Temple (9/5):** Made two solo tackles before leaving the game due to injury...Was playing for the first time in his hometown of Philadelphia.

» WARTMAN-WHITE'S CAREER STATISTICS

	TK	UA-A	FR	FC	I	PBU	SACK	TFL
2012	1	1-0	0	0	0	0	0-0	0-0
2013	32	17-15	0	1	0	4	1.0-4	2.5-8
2014	75	32-43	0	0	1	0	0-0	3.5-5
2015	2	2-0	0	0	0	0	0-0	0-0
<b>Career</b>	<b>110</b>	<b>52-58</b>	<b>0</b>	<b>1</b>	<b>1</b>	<b>4</b>	<b>1.0-4</b>	<b>6.0-13</b>

» WARTMAN-WHITE'S 2015 GAME-BY-GAME

*Tackles (Total-Solo-Assists)*  
at Temple 2-2-0; Buffalo INJ; Rutgers INJ; San Diego State INJ; Army INJ; Indiana INJ; at Ohio State INJ; vs. Maryland INJ; Illinois INJ; at Northwestern INJ; at Michigan State INJ.



93

ANTOINE WHITE

6-2 // 292 // So./Fr. // DT

Millville, N.J.


**Season:** Appeared in 10 games...Is one of 17 redshirt freshmen to see action. **Rutgers (9/19):** Ended the night with a career-high three tackles...Made his first career stop late in the third quarter...Added 0.5 tackle for loss, which was a combined sack with Torrence Brown in the fourth quarter...It was his first career TFL and sack. **San Diego State (9/26):** Made three tackles for the second game in a row...Recorded 0.5 sack for a loss of three yards, combining with Tarow Barney in the fourth quarter...Finished with 1.0 TFL with the half-sack and a half-TFL when teaming with Jason Cabinda for a tackle for loss in the fourth quarter...Was a part of a defensive unit that amassed 9.0 TFLs in the game. **Army (10/3):** Recorded one tackle. **Indiana (10/10):** Logged one stop. **Illinois (10/31):** Made one tackle. **at Northwestern (11/7):** Made one tackle. **at Michigan State (11/28):** Made two tackles.

» WHITE'S DEFENSIVE STATISTICS

	TK	UA-A	FR	FC	I	PBU	SACK	TFL
2015	12	4-8	0	0	0	0	1.0-5	1.5-6
<b>Career</b>	<b>12</b>	<b>4-8</b>	<b>0</b>	<b>0</b>	<b>0</b>	<b>0</b>	<b>1.0-5</b>	<b>1.5-6</b>

» WHITE'S 2015 GAME-BY-GAME

*Tackles (Total-Solo-Assists)*  
at Temple 0-0-0; Buffalo 0-0-0; Rutgers 3-1-2; San Diego State 3-1-2; Army 1-1-0; Indiana 1-0-1; at Ohio State DNP; vs. Maryland DNP; Illinois 1-1-0; at Northwestern 3-2-1; at Northwestern DNP; Michigan 0-0-0; at Michigan State 2-0-2.



11

BRENT WILKERSON

6-3 // 250 // Sr./Jr. // TE-H

Clinton, Md.

**Season:** Appeared in 12 games with eight starts...Started his first career game in the season opener at Temple...Made catches in back-to-back games for the first time in his career vs. Michigan (11/21) and at Michigan State (11/28). **Army (10/3):** Made two receptions for 14 yards...His two catches equaled his career total entering the game. **Michigan (11/21):** Caught a career-high three passes for 16 yards. **at Michigan State (11/28):** Made one catch for nine yards.

» WILKERSON'S RECEIVING STATISTICS

	Rec-Yds	Avg.	TD	LG
2014	2-18	9.0	1	11
2015	6-39	6.5	0	9
<b>Career</b>	<b>8-57</b>	<b>7.1</b>	<b>1</b>	<b>11</b>

» WILKERSON'S 2015 GAME-BY-GAME

*Receiving (Receptions-Yards-TD)*  
at Temple 0-0-0; Buffalo 0-0-0; Rutgers 0-0-0; San Diego State 0-0-0; Army 2-14-0; Indiana 0-0-0; at Ohio State 0-0-0; vs. Maryland 0-0-0; Illinois 0-0-0; at Northwestern 0-0-0; Michigan 3-16-0; at Michigan State 1-9-0.



10

TREVOR WILLIAMS

6-0 // 200 // Gr./Sr. // CB

Baltimore, Md.

**Awards:** Named honorable mention All-Big Ten from the coaches...Named the Fridge Riley Memorial Award winner for the senior member of the team that exhibits the core values of sportsmanship, scholarship, leadership and friendship.

**Season:** Started 12 games...Surpassed his career total in tackles for loss with 2.0 TFL in the season opener at Temple... Graduated in December with a degree in recreation, parks and tourism management...One of 14 Nittany Lions to earn their degree in December...One of 17 Nittany Lions to have their degree. **at Temple (9/5):** Tied his career high with six tackles... Recorded 2.0 tackles for loss...Had a tackle for loss in the first and second quarters...Helped Penn State pile up 15.0 TFL, its most since posting 15.0 vs. Michigan on Sept. 22, 2007. **Buffalo (9/12):** Collected five tackles, all solo. **Rutgers (9/19):** Made two tackles...Part of a defense that held Rutgers to just three points, the fewest in a Big Ten opener since limiting Minnesota to three points in 1994...Helped limit Rutgers to 43 rushing yards, the fewest since giving up just 33 yards to Maryland last season. **San Diego State (9/26):** Made one tackle. **Army (10/3):** Was a part of a defensive that limited Army to one pass attempt, the fewest by a Penn State opponent since at least 1966, and one completion, the fewest since 1976 (Ohio State)...The one completion is tied for the fewest by a team in FBS this year (by Georgia Southern vs. Western Michigan)...The one pass attempt is the fewest by an FBS team this season...Helped hold Army to just 32 passing yards, the fewest against the Nittany Lions in the Big Ten era (since 1993). **Indiana (10/10):** Made three tackles... Added on pass breakup...Helped snap Indiana's string of nine games in which the Hoosiers scored 20-plus points...Part of a defense that held Indiana to 234 yards of total offense, the fewest allowed by PSU since giving up 221 at Indiana in 2014...Led a secondary that limited the Hoosiers' 155 passing yards, the fewest allowed by Penn State in a Big Ten game since allowing 68 to Indiana last season. **at Ohio State (10/17):** Made three tackles. **vs. Maryland (10/24):** Made two tackles...Grabbed one of three Penn State interceptions in the fourth quarter, its most in a single game since picking off Rutgers five times in the Big Ten opener last season on Sept. 13...Helped the Nittany Lions force a season-high five turnovers. **Illinois (10/31):** Made two tackles...Part of a defense that recorded its first Big Ten shutout since blanking Minnesota in 2009 (20-0)...Helped hold Illinois to just 167 yards (37 rushing, 130 passing), the fewest allowed since holding Minnesota to 138 yards (37 rushing, 101 passing) in 2009...As a unit, the defense forced a punt on 12 of Illinois' 15 possessions, with two ending with a turnover on downs and the other halted by an interception. **at Northwestern (11/7):** Recorded three tackles, including 1.0 tackle for loss...Aided the defense in posting 10.0 tackles for loss, marking the seventh time this season and fourth straight game it recorded nine or more TFLs. **Michigan (11/21):** Recorded three tackles...Had one pass





breakup...Helped hold Michigan to less than 100 yards rushing, the fifth Penn State opponent that failed to reach 100 rushing yards (87 on 30 carries). **at Michigan State (11/28)**: Made one tackle.


#### » WILLIAMS' DEFENSIVE STATISTICS

	TK	UA-A	FR	FC	I	PBU	SACK	TFL
2013	24	17-7	0	0	2	8	0-0	0-0
2014	27	22-5	0	1	2	5	0-0	1.5-2
2015	31	21-10	0	0	1	3	0-0	3.0-6
<b>Career</b>	<b>82</b>	<b>60-22</b>	<b>0</b>	<b>1</b>	<b>5</b>	<b>16</b>	<b>0-0</b>	<b>4.5-8</b>

#### » WILLIAMS' 2015 GAME-BY-GAME

*Tackles (Total-Solo-Assists)*

at Temple 6-4-2; Buffalo 5-5-0; Rutgers 2-1-1; San Diego State 1-0-1; Army 0-0-0; Indiana 3-1-2; at Ohio State 3-1-2; vs. Maryland 2-2-0; Illinois 2-1-1; at Northwestern 3-2-1; Michigan 3-3-0; at Michigan State 1-1-0.



**GARY WOOTEN JR.**  
6-2 // 237 // Gr./Jr. // LB  
Miami, Fla.

**Season:** Appeared in seven games...Graduated in December with a degree in criminology...One of 14 Nittany Lions to earn their degree in December...One of 17 Nittany Lions to have their degree. **at Temple (9/5)**: Recorded three tackles...Made 1.0 TFL in the fourth quarter...Helped Penn State pile up 15.0 TFL, its most since posting 15.0 vs. Michigan on Sept. 22, 2007. **San Diego State (9/26)**: Made one tackle. **Indiana (10/10)**: Made one tackle. **Illinois (10/31)**: Recorded one tackle. **at Michigan State (11/28)**: Recorded one tackle.


#### » WOOTEN JR.'S CAREER STATISTICS

	TK	UA-A	FR	FC	I	PBU	SACK	TFL
2013	6	3-3	0	0	0	0	0-0	0-0
2014	12	5-7	0	0	0	0	0-0	1.5-3
2015	7	3-4	0	0	0	0	0-0	1.0-2
<b>Career</b>	<b>25</b>	<b>11-14</b>	<b>0</b>	<b>0</b>	<b>0</b>	<b>0</b>	<b>0-0</b>	<b>2.5-5</b>

#### » WOOTEN JR.'S 2015 GAME-BY-GAME


*Tackles (Total-Solo-Assists)*

at Temple 3-2-1; Buffalo DNP; Rutgers 0-0-0; San Diego State 1-0-1; Army DNP; Indiana 1-0-1; at Ohio State 0-0-0; vs. Maryland DNP; Illinois 1-1-0; at Northwestern DNP; Michigan DNP; at Michigan State 1-0-1.



**DAQUAN WORLEY**  
5-9 // 180 // So./Fr. // CB  
Coatesville, Pa.

**Season:** Appeared in four games...Made his collegiate debut vs. Army (10/3)...Is one of 17 redshirt freshmen to see action.



**CHASZ WRIGHT**  
6-7 // 339 // So./Fr. // G  
Woodbridge, Va.


**Season:** Appeared in nine games...Is one of 17 redshirt freshmen to see action...Has seen time on special teams.



**TYLER YAZUJIAN**  
5-11 // 264 // Sr./Jr. // SN  
Royersford, Pa.

**Awards:** Named to CoSIDA Academic All-America second team, marking the 64th honor for a Penn State football player...Is a two-time CoSIDA Academic All-District selection (2014, 2015).

**Season:** Appeared in 12 games...Has handled all of the long snapping duties since the beginning of 2014...Named Academic All-Big Ten. **Indiana (10/10)**: Combined with Jordan Dudas on his first tackle of the season on the opening punt return.



**MATT ZANELLATO**  
6-3 // 210 // Gr./Sr. // WR  
Burke, Va.

**Season:** Appeared in 10 games...Selected as the team's public service award winner with Ben Kline. **at Temple (9/5)**: Combined with Nick Scott for the tackle on the game's opening kickoff. **Michigan (11/21)**: Made one special teams tackle.



**ANTHONY ZETTEL**  
6-1 // 284 // Gr./Sr. // DT  
West Branch, Mich.

**Career:** Tied for eighth place in Penn State history with 19.0 career sacks with Bruce Clark, LaVar Arrington and Jay Alford...Has 37.0 tackles for loss in his career, which is 10th all-time at Penn State, just 2.0 behind LaVar Arrington (1997-99) and Jimmy Kennedy (1999-2002)...Was the only FBS player ranked among the national leaders in sacks and interceptions per game in 2014...Became the first Penn State defensive lineman since at least 1959 with at least three interceptions in a season in 2014.

**Awards:** Named third team All-Big Ten by both the coaches and media...Selected as the Big Ten Co-Defensive Player of the Week (Sept. 28) for the first time in his career after his performance against San Diego State...Was the Orange Bowl-FWAA Courage Award nominee after his effort against the Aztecs...Selected to the Watch Lists for the Bednarik Award, Nagurski Trophy, Outland Trophy, Lombardi Awards...Named a quarterfinalist for the Lott IMPACT Trophy...Selected as the Lions Pride Outstanding Senior Player Award winner for the greatest career contributions to Penn State Football.

**Season:** Started 12 games this season...Started at defensive end at Michigan State, his first start at the position since 2013...Graduated in December with a degree in kinesiology...One of 14 Nittany Lions to earn their degree in December...One of 17 Nittany Lions to have their degree. **at Temple (9/5)**: Made five tackles...Logged 2.5 tackles for loss...Made back-to-back tackles for loss on Temple's final drive of the second quarter...Combined with Carl Nassib for a TFL in the third quarter...Helped Penn State pile up 15.0 TFL, its most since posting 15.0 vs. Michigan on Sept. 22, 2007. **Buffalo (9/12)**: Made five tackles...Deflected a pass that Carl Nassib grabbed for an interception in the second quarter...Helped the Nittany Lions hold the Bulls to 69 rushing yards, the fewest for an opponent since Illinois (68 yds.) last year. **Rutgers (9/19)**: Recorded two tackles...Part of a defense that held Rutgers to just three points, the fewest in a Big Ten opener since limiting Minnesota to three points in 1994...Helped limit Rutgers to 43 rushing yards, the fewest since giving up just 33 yards to Maryland last season. **San Diego State (9/26)**: Recorded seven tackles...Made his second career fumble recovery...Registered 2.5 tackles for loss, including 0.5 sack, to help Penn State amass 9.0 TFLs in the game...Selected as Big Ten Co-Defensive Player of the Week. **Army (10/3)**: Made four tackles, including one tackle for loss...Forced his second career fumble in the third quarter, a fumble Army recovered. **Indiana (10/10)**: Had two big pass breakups...Deflected one pass on third down to force an Indiana punt after the Hoosiers recovered an on-side kick in the first quarter...Batted down a pass on fourth-and-3 at the PSU 34 to end an Indiana drive...Helped snap Indiana's string of nine games in which the Hoosiers scored 20-plus points...Part of a defense that held Indiana to 234 yards of total offense, the fewest allowed by PSU since giving up 221 at Indiana in 2014...Played a major role in

limiting IU to just 79 rushing yards, the second-straight B1G opponent with less than 80 yards rushing vs. Penn State. **at Ohio State (10/17)**: Made four tackles, including 0.5 sack, moving him into a tie for 13th all-time at Penn State...Recorded 1.0 tackle for loss to help Penn State accumulate 10.0 tackles for loss...The 10.0 tackles for loss were the most surrendered by Ohio State in 2015. **vs. Maryland (10/24)**: Made a career-high eight tackles...Recorded 1.0 tackle for loss, which was a sack for a loss of three yards. **Illinois (10/31)**: Made two tackles...Had 1.0 tackle for loss, which was a sack...Part of a defense that recorded its first Big Ten shutout since blanking Minnesota in 2009 (20-0)...Helped hold Illinois to just 167 yards (37 rushing, 130 passing), the fewest allowed since holding Minnesota to 138 yards (37 rushing, 101 passing) in 2009...As a unit, the defense forced a punt on 12 of Illinois' 15 possessions, with two ending with a turnover on downs and the other halted by an interception. **at Northwestern (11/7)**: Recorded two tackles. **Michigan (11/21)**: Recorded two tackles...Helped hold Michigan to less than 100-yards rushing, the fifth Penn State opponent that failed to reach 100 rushing yards (87 on 30 carries). **at Michigan State (11/28)**: Made two tackles...Added one pass breakup.

#### » ZETTEL'S CAREER STATISTICS

	TK	UA-A	FR	FC	I	PBU	SACK	TFL
2012	15	10-5	0	0	0	2	4.0-19	4.0-19
2013	16	11-5	0	0	1	2	4.0-32	6.0-43
2014	42	28-14	1	1	3	5	8.0-46	17.0-72
2015	43	19-24	1	1	0	5	3.0-22	10.0-41
<b>Career</b>	<b>116</b>	<b>68-48</b>	<b>2</b>	<b>2</b>	<b>4</b>	<b>14</b>	<b>19.0-119</b>	<b>37.0-175</b>

#### » ZETTEL'S 2015 GAME-BY-GAME

*Tackles (Total-Solo-Assists)*

at Temple 5-3-2; Buffalo 5-2-3; Rutgers 2-1-1; San Diego State 7-3-4; Army 4-2-2; Indiana 0-0-0; at Ohio State 4-2-2; vs. Maryland 8-4-4; Illinois 2-1-1; at Northwestern 2-1-1; Michigan 2-0-2; at Michigan State 2-0-2.



@PennStateFBall



PSUFBall

2015

PSUUnrival.com

GoPSUsports.com



## PENN STATE GAME-BY-GAME

	at TEM	BUF	RUT	SDSU	ARMY	IND	at OSU	vs UMD	ILL	at NW	MICH	at MSU	vs UGA
<b>First Downs</b>	<b>9</b>	<b>15</b>	<b>17</b>	<b>19</b>	<b>12</b>	<b>22</b>	<b>14</b>	<b>16</b>	<b>23</b>	<b>17</b>	<b>14</b>	<b>20</b>	
Rushing	4	9	13	2	7	5	8	4	9	6	4	9	
Passing	4	5	4	14	5	14	2	11	12	8	4	10	
Penalty	1	1	-	3	-	3	4	1	2	3	6	1	
<b>Net Yards Rushing</b>	<b>77</b>	<b>200</b>	<b>330</b>	<b>72</b>	<b>108</b>	<b>154</b>	<b>195</b>	<b>48</b>	<b>120</b>	<b>125</b>	<b>70</b>	<b>122</b>	
Rushing Attempts	27	39	41	34	34	32	40	31	37	30	22	25	
Average Per Rush	2.9	5.1	8.0	2.1	3.2	4.8	4.9	1.5	3.2	4.2	3.2	4.9	
Rushing Touchdowns	1	2	4	-	1	2	-	1	2	2	-	-	
Yards Gained	141	220	342	115	141	173	230	76	157	148	113	156	
Yards Lost	64	20	12	43	33	19	35	28	37	23	43	34	
<b>Net Yards Passing</b>	<b>103</b>	<b>128</b>	<b>141</b>	<b>328</b>	<b>156</b>	<b>266</b>	<b>120</b>	<b>315</b>	<b>280</b>	<b>237</b>	<b>137</b>	<b>296</b>	
Completions	11	14	10	22	10	22	7	13	22	22	13	27	
Attempts	25	27	19	36	19	40	13	30	33	41	32	47	
Interceptions	1	-	1	-	-	-	-	-	-	1	-	2	
Yards Per Attempt	4.1	4.7	7.4	9.1	8.2	6.7	9.2	10.5	8.5	5.8	4.3	6.3	
Yards Per Completion	9.4	9.1	14.1	14.9	15.6	12.1	17.1	24.2	12.7	10.8	10.5	11.0	
Passing Touchdowns	-	1	-	3	1	2	1	3	3	1	1	2	
<b>Total Offensive Yards</b>	<b>180</b>	<b>328</b>	<b>471</b>	<b>400</b>	<b>264</b>	<b>420</b>	<b>315</b>	<b>363</b>	<b>400</b>	<b>362</b>	<b>207</b>	<b>418</b>	
Plays	52	66	60	70	53	72	53	61	70	71	54	72	
Yards Per Play	3.5	5.0	7.8	5.7	5.0	5.8	5.9	6.0	5.7	5.1	3.8	5.8	
<b>Fumbles-Lost</b>	<b>1-0</b>	<b>0-0</b>	<b>0-0</b>	<b>1-1</b>	<b>0-0</b>	<b>1-1</b>	<b>2-1</b>	<b>4-3</b>	<b>2-2</b>	<b>1-1</b>	<b>1-1</b>	<b>3-2</b>	
<b>Penalties-Yards</b>	<b>6-39</b>	<b>7-65</b>	<b>8-80</b>	<b>5-37</b>	<b>3-20</b>	<b>3-30</b>	<b>3-22</b>	<b>5-24</b>	<b>3-25</b>	<b>9-70</b>	<b>3-30</b>	<b>6-45</b>	
<b>Punts-Yards</b>	<b>9-351</b>	<b>3-115</b>	<b>5-205</b>	<b>7-294</b>	<b>6-195</b>	<b>7-310</b>	<b>7-251</b>	<b>6-234</b>	<b>5-205</b>	<b>11-438</b>	<b>6-225</b>	<b>3-140</b>	
Yards Per Punt	39.0	38.3	41.0	42.0	32.5	44.3	35.9	39.0	41.0	39.8	37.5	46.7	
Net Yards Per Punt	33.2	38.3	41.2	37.0	30.0	41.0	33.4	35.0	37.0	37.3	32.7	42.7	
Inside 20	3	-	5	1	1	1	1	-	2	2	1	1	
50+ Yard Kicks	2	1	1	2	-	3	-	1	-	1	-	1	
Touchbacks	-	-	-	2	-	-	-	-	1	1	1	-	
Fair Catch	-	-	3	1	1	1	-	1	3	4	1	-	
<b>Kickoffs-Yards</b>	<b>3-195</b>	<b>6-383</b>	<b>5-318</b>	<b>8-513</b>	<b>5-318</b>	<b>6-387</b>	<b>3-190</b>	<b>6-376</b>	<b>8-490</b>	<b>4-227</b>	<b>5-293</b>	<b>3-141</b>	
Yards Per Kickoff	65.0	63.8	63.6	64.1	63.6	64.5	63.3	62.7	61.2	56.8	58.6	47.0	
Net Yards Per Kickoff	44.7	42.3	42.0	31.4	41.6	44.5	39.7	41.8	47.0	20.8	34.2	38.7	
Touchbacks	1	3	4	5	1	4	1	1	3	1	-	-	
<b>Punt Returns</b>	<b>4</b>	<b>5</b>	<b>3</b>	<b>4</b>	<b>1</b>	<b>5</b>	<b>-</b>	<b>-</b>	<b>3</b>	<b>2</b>	<b>3</b>	<b>1</b>	
Yards	33	71	20	17	25	32	-	-	3	9	10	1	
Touchdowns	-	-	-	-	-	-	-	-	-	-	-	-	
Yards Per PR	8.2	14.2	6.7	4.2	25.0	6.4	-	-	1.0	4.5	3.3	1.0	
<b>Kickoff Returns</b>	<b>5</b>	<b>2</b>	<b>2</b>	<b>4</b>	<b>1</b>	<b>1</b>	<b>7</b>	<b>6</b>	<b>1</b>	<b>3</b>	<b>4</b>	<b>4</b>	
Yards	128	76	57	98	14	21	117	125	57	56	61	63	
Touchdowns	-	-	-	-	-	-	-	-	-	-	-	-	
Yards Per KR	25.6	38.0	28.5	24.5	14.0	21.0	16.7	20.8	57.0	18.7	15.2	15.8	
<b>Interceptions</b>	<b>-</b>	<b>1</b>	<b>2</b>	<b>-</b>	<b>-</b>	<b>1</b>	<b>-</b>	<b>3</b>	<b>1</b>	<b>1</b>	<b>1</b>	<b>-</b>	
Yards	-	10	44	-	-	-	-	-	44	-	25	-	
Touchdowns	-	-	-	-	-	-	-	-	-	-	-	-	
<b>Fumble Returns</b>	<b>-</b>	<b>-</b>	<b>1</b>	<b>1</b>	<b>-</b>	<b>-</b>	<b>-</b>	<b>2</b>	<b>-</b>	<b>-</b>	<b>-</b>	<b>-</b>	
Yards	-	-	19	71	-	-	-	39	-	-	-	-	
Touchdowns	-	-	-	1	-	-	-	-	-	-	-	-	
<b>Miscellaneous Yards</b>	<b>-</b>	<b>-</b>	<b>-</b>	<b>-</b>	<b>-</b>	<b>-</b>	<b>-</b>	<b>-</b>	<b>-</b>	<b>-</b>	<b>-</b>	<b>-</b>	
<b>Possession Times</b>	<b>23:45</b>	<b>29:34</b>	<b>27:21</b>	<b>34:34</b>	<b>28:41</b>	<b>35:35</b>	<b>27:40</b>	<b>23:44</b>	<b>33:42</b>	<b>30:41</b>	<b>26:38</b>	<b>30:12</b>	
1st Quarter	6:51	9:24	8:08	10:28	8:57	7:56	7:26	5:33	8:01	7:18	6:30	8:42	
2nd Quarter	4:54	6:06	7:53	11:16	8:41	8:46	7:55	4:48	7:30	9:42	9:18	8:59	
3rd Quarter	6:36	7:13	5:24	6:26	5:26	7:23	6:12	6:14	9:51	6:35	4:16	4:36	
4th Quarter	5:24	6:51	5:56	6:24	5:37	11:30	6:07	7:09	8:20	7:06	6:34	7:55	
<b>3rd-Down Conversions</b>	<b>2-13</b>	<b>6-15</b>	<b>4-12</b>	<b>4-15</b>	<b>5-15</b>	<b>5-14</b>	<b>1-11</b>	<b>3-13</b>	<b>5-13</b>	<b>4-17</b>	<b>3-14</b>	<b>5-15</b>	
<b>4th-Down Conversions</b>	<b>0-1</b>	<b>1-3</b>	<b>0-2</b>	<b>-</b>	<b>1-1</b>	<b>-</b>	<b>0-2</b>	<b>-</b>	<b>1-1</b>	<b>-</b>	<b>1-2</b>	<b>4-5</b>	
<b>Red Zone Scoring</b>	<b>1-1</b>	<b>4-5</b>	<b>3-4</b>	<b>6-6</b>	<b>3-3</b>	<b>3-3</b>	<b>2-3</b>	<b>2-2</b>	<b>7-7</b>	<b>2-2</b>	<b>3-3</b>	<b>3-3</b>	
Touchdowns	-	2	3	3	1	2	1	2	5	2	-	2	
Field Goals	1	2	-	3	2	1	1	-	2	-	3	1	
<b>Sacks By/Yards</b>	<b>2/17</b>	<b>6-47</b>	<b>5-51</b>	<b>5-33</b>	<b>3-38</b>	<b>4-28</b>	<b>2-9</b>	<b>5-25</b>	<b>4-36</b>	<b>6-32</b>	<b>2-10</b>	<b>-</b>	
<b>PAT Kicks</b>	<b>1/1</b>	<b>3/3</b>	<b>4/4</b>	<b>4/4</b>	<b>2/2</b>	<b>2/4</b>	<b>1/1</b>	<b>4/4</b>	<b>3/5</b>	<b>3/3</b>	<b>1/1</b>	<b>1/1</b>	
<b>Field Goals</b>	<b>1/1</b>	<b>2/3</b>	<b>-</b>	<b>3/4</b>	<b>2/2</b>	<b>1/1</b>	<b>1/1</b>	<b>1/2</b>	<b>2/2</b>	<b>-</b>	<b>3/3</b>	<b>1/1</b>	
<b>Total Points</b>	<b>10</b>	<b>27</b>	<b>28</b>	<b>37</b>	<b>20</b>	<b>29</b>	<b>10</b>	<b>31</b>	<b>39</b>	<b>21</b>	<b>16</b>	<b>16</b>	
Touchdowns Rushing	1	2	4	-	1	2	-	1	2	2	-	-	
Touchdowns Passing	-	1	-	3	1	2	1	3	3	1	1	2	
Touchdown Returns	-	-	-	-	-	-	-	-	-	-	-	-	
Other Touchdowns	-	-	-	1	-	-	-	-	-	-	-	-	
Safeties	-	-	-	-	-	-	-	-	-	-	-	-	
Kick PAT/Attempts	1/1	3/3	4/4	4/4	2/2	2/4	1/1	4/4	3/5	3/3	1/1	1/1	
2pt PAT/Attempts	-	-	-	-	-	-	-	-	-	-	-	0/1	
Field Goals/Attempts	1/1	2/3	-	3/4	2/2	1/1	1/1	1/2	2/2	-	3/3	1/1	
<b>Points Off Turnovers</b>	<b>-</b>	<b>3</b>	<b>-</b>	<b>21</b>	<b>10</b>	<b>7</b>	<b>-</b>	<b>7</b>	<b>6</b>	<b>-</b>	<b>3</b>	<b>-</b>	

## OPONENT GAME-BY-GAME

	at TEM	BUF	RUT	SDSU	ARMY	IND	at OSU	vs UMD	ILL	at NW	MICH	at MSU	vs UGA
<b>First Downs</b>	<b>15</b>	<b>15</b>	<b>20</b>	<b>13</b>	<b>17</b>	<b>14</b>	<b>25</b>	<b>21</b>	<b>12</b>	<b>22</b>	<b>19</b>	<b>24</b>	
Rushing	6	4	5	5	16	7	18	11	4	8	5	10	
Passing	7	10	14	7	1	7	7	9	8	12	12	14	
Penalty	2	1	1	1	-	-	-	1	-	2	2	-	
<b>Net Yards Rushing</b>	<b>149</b>	<b>69</b>	<b>43</b>	<b>101</b>	<b>261</b>	<b>79</b>	<b>315</b>	<b>241</b>	<b>37</b>	<b>227</b>	<b>87</b>	<b>188</b>	
Rushing Attempts	43	33	32	33	55	33	50	48	27	47	30	38	
Average Per Rush	3.5	2.1	1.3	3.1	4.7	2.4	6.3	5.0	1.4	4.8	2.9	4.9	
Rushing Touchdowns	3	-	-	1	2	1	3	2	-	1	2	3	
Yards Gained	194	119	99	142	316	113	344	278	92	264	102	193	
Yards Lost	45	50	56	41	55	34	29	37	55	37	15	5	
<b>Net Yards Passing</b>	<b>168</b>	<b>205</b>	<b>251</b>	<b>141</b>	<b>32</b>	<b>155</b>	<b>114</b>	<b>225</b>	<b>130</b>	<b>169</b>	<b>256</b>	<b>248</b>	
Completions	16	24	27	10	1	15	13	19	17	16	25	19	
Attempts	21	35	42	30	1	33	19	28	44	32	38	27	
Interceptions	-	1	2	-	-	1	-	3	1	1	1	-	
Yards Per Attempt	8.0	5.9	6.0	4.7	32.0	4.7	6.0	8.0	3.0	5.3	6.7	9.2	
Yards Per Completion	10.5	8.5	9.3	14.1	32.0	10.3	8.8	11.8	7.6	10.6	10.2	13.1	
Passing Touchdowns	-	2	-	1	-	-	2	1	-	1	2	3	
<b>Total Offensive Yards</b>	<b>317</b>	<b>274</b>	<b>294</b>	<b>242</b>	<b>293</b>	<b>234</b>	<b>429</b>	<b>466</b>	<b>167</b>	<b>396</b>	<b>343</b>	<b>436</b>	
Plays	64	68	74	63	56	66	69	76	71	79	68	65	
Yards Per Play	5.0	4.0	4.0	3.8	5.2	3.5	6.2	6.1	2.4	5.0	5.0	6.7	
<b>Fumbles-Lost</b>	<b>1-1</b>	<b>2-0</b>	<b>3-1</b>	<b>4-3</b>	<b>7-3</b>	<b>2-0</b>	<b>1-0</b>	<b>4-2</b>	<b>1-0</b>	<b>4-0</b>	<b>2-1</b>	<b>3-1</b>	
<b>Penalties-Yards</b>	<b>5-35</b>	<b>14-107</b>	<b>8-29</b>	<b>4-32</b>	<b>4-45</b>	<b>8-65</b>	<b>5-70</b>	<b>7-70</b>	<b>8-60</b>	<b>7-80</b>	<b>13-117</b>	<b>4-19</b>	
<b>Punts-Yards</b>	<b>7-328</b>	<b>7-295</b>	<b>8-335</b>	<b>8-313</b>	<b>4-156</b>	<b>11-451</b>	<b>5-208</b>	<b>2-69</b>	<b>12-457</b>	<b>8-294</b>	<b>6-198</b>	<b>2-83</b>	
Yards Per Punt	46.9	42.1	41.9	39.1	39.0	41.0	41.6	34.5	38.1	36.8	33.0	41.5	
Net Yards Per Punt	39.3	32.0	36.9	37.0	32.8	38.1	41.6	34.5	34.5	35.6	31.3	41.0	
Inside 20	2	1	1	1	2	4	4	1	3	5	3	1	
50+ Yard Kicks	3	-	1	-	-	-	1	-	1	-	1	-	
Touchbacks	1	-	1	-	-	-	-	-	2	-	-	-	
Fair Catch	-	-	3	1	2	5	3	1	3	3	2	1	
<b>Kickoffs-Yards</b>	<b>6-360</b>	<b>3-124</b>	<b>2-130</b>	<b>4-248</b>	<b>3-187</b>	<b>1-63</b>	<b>7-417</b>	<b>7-440</b>	<b>1-65</b>	<b>5-297</b>	<b>5-307</b>	<b>9-565</b>	
Yards Per Kickoff	60.0	41.3	65.0	62.0	62.3	63.0	59.6	62.9	65.0	59.4	61.4	62.8	
Net Yards Per Kickoff	38.7	16.0	36.5	37.5	41.0	42.0	42.9	41.4	8.0	38.2	44.2	44.7	
Touchbacks	-	-	-	-	2	-	-	1	-	2	1	4	
<b>Punt Returns</b>	<b>5</b>	<b>-</b>	<b>1</b>	<b>2</b>	<b>4</b>	<b>5</b>	<b>2</b>	<b>3</b>	<b>-</b>	<b>3</b>	<b>2</b>	<b>2</b>	
Yards	52	-	(-1)	(-5)	15	23	17	24	-	8	9	12	
Touchdowns	-	-	-	-	-	-	-	-	-	-	-	-	
Yards Per PR	10.4	-	(-1.0)	(-2.5)	3.8	4.6	8.5	8.0	-	2.7	4.5	6.0	
<b>Kickoff Returns</b>	<b>2</b>	<b>3</b>	<b>1</b>	<b>2</b>	<b>4</b>	<b>1</b>	<b>2</b>	<b>4</b>	<b>3</b>	<b>3</b>	<b>5</b>	<b>2</b>	
Yards	36	54	8	137	85	20	46	100	39	119	122	25	
Touchdowns	-	-	-	1	-	-	-	-	-	1	-	-	
Yards Per KR	18.0	18.0	8.0	68.5	21.1	20.0	23.0	25.0	13.0	39.7	24.4	12.5	
<b>Interceptions</b>	<b>1</b>	<b>-</b>	<b>1</b>	<b>-</b>	<b>-</b>	<b>-</b>	<b>-</b>	<b>-</b>	<b>-</b>	<b>1</b>	<b>-</b>	<b>2</b>	
Yards	26	-	-	-	-	-	-	-	-	4	-	13	
Touchdowns	-	-	-	-	-	-	-	-	-	-	-	1	
<b>Fumble Returns</b>	<b>-</b>	<b>-</b>	<b>-</b>	<b>-</b>	<b>-</b>	<b>-</b>	<b>-</b>	<b>-</b>	<b>-</b>	<b>-</b>	<b>-</b>	<b>1</b>	
Yards	-	-	-	-	-	-	-	-	-	-	-	77	
Touchdowns	-	-	-	-	-	-	-	-	-	-	-	1	
<b>Miscellaneous Yards</b>	<b>-</b>	<b>-</b>	<b>-</b>	<b>-</b>	<b>-</b>	<b>-</b>	<b>-</b>	<b>-</b>	<b>-</b>	<b>-</b>	<b>-</b>	<b>-</b>	
<b>Possession Times</b>	<b>36:15</b>	<b>30:26</b>	<b>32:39</b>	<b>25:26</b>	<b>31:19</b>	<b>24:25</b>	<b>32:20</b>	<b>36:16</b>	<b>26:18</b>	<b>29:19</b>	<b>33:22</b>	<b>29:48</b>	
1st Quarter	8:09	5:36	6:52	4:32	6:03	7:04	7:34	9:27	6:59	7:42	8:30	6:18	
2nd Quarter	10:06	8:54	7:07	3:44	6:19	6:14	7:05	10:12	7:30	5:18	5:42	6:1	
3rd Quarter	8:24	7:47	9:36	8:34	9:34	7:37	8:48	8:46	5:09	8:25	10:44	10:24	
4th Quarter	9:36	8:09	9:04	8:36	9:23	3:30	8:53	7:51	6:40	7:54	8:26	7:05	
<b>3rd-Down Conversions</b>	<b>7-17</b>	<b>5-16</b>	<b>5-15</b>	<b>5-17</b>	<b>5-15</b>	<b>3-16</b>	<b>5-11</b>	<b>4-13</b>	<b>6-21</b>	<b>6-17</b>	<b>7-14</b>	<b>8-11</b>	
<b>4th-Down Conversions</b>	<b>0-1</b>	<b>2-3</b>	<b>0-1</b>	<b>0-1</b>	<b>0-1</b>	<b>0-1</b>	<b>-</b>	<b>0-2</b>	<b>0-2</b>	<b>-</b>	<b>-</b>	<b>-</b>	
<b>Red Zone Scoring</b>	<b>3-4</b>	<b>2-2</b>	<b>1-1</b>	<b>2-2</b>	<b>1-1</b>	<b>1-1</b>	<b>6-6</b>	<b>5-6</b>	<b>-</b>	<b>3-3</b>	<b>3-4</b>	<b>4-4</b>	
Touchdowns	2	2	-	2	1	1	5	3	-	2	3	4	
Field Goals	1	-	1	-	-	-	1	2	-	1	-	-	
<b>Sacks By/Yards</b>	<b>10-64</b>	<b>-</b>	<b>-</b>	<b>2-9</b>	<b>3-19</b>	<b>4-13</b>	<b>5-24</b>	<b>4-21</b>	<b>3-20</b>	<b>2-10</b>	<b>4-26</b>	<b>2-24</b>	
<b>PAT Kicks</b>	<b>3/3</b>	<b>2/2</b>	<b>-</b>	<b>3/3</b>	<b>2/2</b>	<b>1/1</b>	<b>5/5</b>	<b>3/3</b>	<b>-</b>	<b>2/3</b>	<b>4/4</b>	<b>7/8</b>	
<b>Field Goals</b>	<b>2/2</b>	<b>0/1</b>	<b>1/1</b>	<b>-</b>	<b>-</b>	<b>-</b>	<b>1/1</b>	<b>3/4</b>	<b>-</b>	<b>1/3</b>	<b>-</b>	<b>-</b>	
<b>Total Points</b>	<b>27</b>	<b>14</b>	<b>3</b>	<b>21</b>	<b>14</b>	<b>7</b>	<b>38</b>	<b>30</b>	<b>-</b>	<b>23</b>	<b>28</b>	<b>55</b>	
Touchdowns Rushing	3	-	-	1	2	1	3	2	-	1	2	3	
Touchdowns Passing	-	2	-	1	-	-	2	1	-	1	2	3	
Touchdown Returns	-	-	-	1	-	-	-	-	-	1	-	-	
Other Touchdowns	-	-	-	-	-	-	-	-	-	-	-	2	
Safeties	-	-	-	-	-	-	-	-	-	-	-	-	
Kick PAT/Attempts	3/3	2/2	-	3/3	2/2	1/1	5/5	3/3	-	2/3	4/4	7/8	
2pt PAT/Attempts	-	-	-	-	-	-	-	-	-	-	-	-	
Field Goals/Attempts	2/2	0/1	1/1	-	-	-	1/1	3/4	-	1/3	-	-	
<b>Points Off Turnovers</b>	<b>7</b>	<b>-</b>	<b>-</b>	<b>7</b>	<b>-</b>	<b>-</b>	<b>7</b>	<b>3</b>	<b>-</b>	<b>0</b>	<b>7</b>	<b>27</b>	

## INDIVIDUAL GAME-BY-GAME

## RUSHING

(ATT-YDS-TD)	at TEM	BUF	RUT	SDSU	ARMY	IND	at OSU	vs UMD	ILL	at NW	MICH	at MSU	vs UGA
Allen, Mark	2-7-0	1-2-0	3-(-1)-0	5-5-0	6-17-0	8-45-0	DNP	DNP	2-23-1	DNP	DNP	DNP	
Barkley, Saquon	1-1-0	12-115-1	21-195-2	8-62-0	DNP	DNP	26-194-0	20-65-1	20-84-1	25-120-2	15-68-0	17-103-0	
Hackenberg, Christian	11-(-59)-0	2-4-0	2-3-0	3-(-6)-0	5-3-0	9-21-2	7-(-16)-0	5-(-16)-0	4-(-17)-0	5-5-0	6-(-3)-0	6-(-3)-0	
Johnson, Brandon	DNP	DNP	-	-	-	2-9-0	-	-	2-17-0	-	-	-	
Lynch, Akeel	10-78-1	19-46-0	10-120-1	10-18-0	DNP	DNP	4-12-0	-	1-4-0	-	-	-	
McSorley, Trace	DNP	-	DNP	DNP	DNP	1-5-0	DNP	-	3-15-0	DNP	-	1-(-3)-0	
Polk, Brandon	2-50-0	3-45-1	1-6-0	1-1-0	1-14-0	-	1-6-0	1-8-0	3-(-11)-0	-	1-5-0	1-25-0	
Scott, Nick	-	-	1-5-0	6-9-0	12-54-1	8-57-0	1-3-0	1-1-0	-	-	-	-	
TEAM	-	2-(-12)-0	1-1-0	1-(-17)-0	3-(-8)-0	-	1-(-4)-0	3-(-5)-0	-	-	-	-	
Thomas, Johnathan	DNP	DNP	DNP	DNP	7-28-0	2-9-0	DNP	DNP	2-5-0	DNP	DNP	DNP	
Thompkins, DeAndre	1-0-0	-	2-1-1	-	-	2-11-0	-	-	-	-	-	-	

## RECEIVING

(REC-YDS-TD)	at TEM	BUF	RUT	SDSU	ARMY	IND	at OSU	vs UMD	ILL	at NW	MICH	at MSU	vs UGA
Allen, Mark	-	-	-	2-29-1	-	2-15-0	DNP	DNP	-	DNP	DNP	DNP	
Barkley, Saquon	-	-	-	1-22-1	DNP	DNP	-	-	3-58-0	6-50-0	2-19-0	3-(-1)-0	
Blacknall, Saeed	-	-	-	4-101-0	-	-	-	1-38-0	-	-	1-25-1	1-77-0	
Carter, Kyle	-	2-13-0	-	3-47-0	1-9-0	3-30-0	DNP	1-17-0	-	1-1-0	1-5-0	1-10-0	
Garrity, Gregg	DNP	DNP	DNP	DNP	DNP	1-4-0	DNP	DNP	-	DNP	-	-	
Gesicki, Mike	-	3-14-0	1-6-0	2-11-0	1-33-1	2-21-0	-	-	2-26-0	1-5-0	1-9-0	DNP	
Godwin, Chris	5-81-0	5-75-0	4-49-0	5-78-1	4-66-0	4-41-0	3-103-0	4-135-1	7-76-1	8-104-0	3-51-0	11-109-2	
Hackenberg, Christian	-	-	-	-	-	-	-	-	1-14-1	-	-	-	
Hamilton, DaeSean	1-5-0	3-15-1	5-86-0	5-40-0	1-12-0	2-49-1	2-13-1	5-96-1	4-54-0	3-56-1	1-5-0	8-78-0	
Lewis, Geno	2-15-0	1-11-0	-	-	-	3-39-0	-	1-27-1	2-15-1	2-15-0	1-7-0	2-14-0	
Lynch, Akeel	2-2-0	-	-	-	DNP	DNP	1-0-0	-	-	1-6-0	-	-	
Polk, Brandon	1-0-0	-	-	-	-	2-46-1	1-4-0	-	1-6-0	-	-	-	
Scott, Nick	-	-	-	-	1-22-0	3-21-0	-	-	-	-	-	-	
Thompkins, DeAndre	-	-	-	-	-	-	-	1-2-0	2-31-0	-	-	-	
Wilkerson, Brent	-	-	-	-	2-14-0	-	-	-	-	-	3-16-0	1-9-0	

## PASSING

## Christian Hackenberg

	Comp.	Att.	Yds.	TD	INT
at Temple	11	25	103	-	1
BUFFALO	14	27	128	1	-
RUTGERS	10	19	141	-	1
SAN DIEGO ST.	21	35	296	3	-
ARMY	10	19	156	1	-
INDIANA	21	39	262	2	-
at Ohio State	7	13	120	1	-
vs Maryland	13	29	315	3	-
ILLINOIS	21	29	266	2	-
at Northwestern	21	40	205	-	1
MICHIGAN	13	31	137	1	-
Michigan State	22	39	257	2	2
vs Georgia					

## Trace McSorley

	Comp.	Att.	Yds.	TD	INT
at Temple			DNP		
BUFFALO	-	-	-	-	-
RUTGERS			DNP		
SAN DIEGO ST.			DNP		
ARMY			DNP		
INDIANA	1	1	4	-	-
at Ohio State			DNP		
vs Maryland	-	-	-	-	-
ILLINOIS	-	3	-	-	-
at Northwestern			DNP		
MICHIGAN	-	1	-	-	-
Michigan State	5	8	39	-	-
vs Georgia					

## Nick Scott

	Comp.	Att.	Yds.	TD	INT
SAN DIEGO ST.	1	1	32	-	-
ILLINOIS	1	1	14	1	-

## Geno Lewis

	Comp.	Att.	Yds.	TD	INT
at Northwestern	1	1	32	1	-

## KICKING &amp; PUNTING

## KICKOFFS

Season	KO	Total Yards	TB	OB	Kick Avg.	Rtrns	Rtn Yds	Yds/Rtn
Julius	49	3,095	21	4	63.1	-	-	-
Davis	10	595	3	1	59.5	-	-	-
Gulla	3	141	-	-	47.0	-	-	-
--						32	791	24.7

Season	KO	Total Yards	TB	OB	Kick Avg.	Rtrns	Rtn Yds	Yds/Rtn
at Temple	3	195	1	-	65.0	2	36	18.0
BUFFALO	6	383	3	-	63.8	3	54	18.0
RUTGERS	5	318	4	-	63.6	1	8	8.0
SAN DIEGO ST.	8	513	5	1	64.1	2	137	68.5
AMRY	5	318	1	-	63.6	4	85	21.2
INDIANA	6	387	4	1	64.5	1	20	20.0
at Ohio State	3	190	1	-	63.3	2	46	23.0
vs Maryland	6	367	1	1	62.7	4	100	25.0
ILLINOIS	8	490	3	2	61.2	3	39	13.0
at Northwestern	4	227	1	-	56.8	3	119	39.6
MICHIGAN	5	293	-	-	58.6	5	122	24.4
at Michigan State	3	141	-	-	47.0	2	25	12.5
vs Georgia								

## PUNTING

Game	No	Total Yds	Avg	Long	FC	I20	50+	Blk
Pasquariello	52	2,095	40.2	60	9	10	9	-
Gulla	23	868	37.7	52	6	8	3	-

Game	No	Total Yds	Avg	Long	FC	I20	50+	Blk
at Temple	9	351	39.0	55	-	3	2	-
BUFFALO	3	115	38.3	55	-	-	1	-
RUTGERS	5	205	41.0	52	3	5	1	-
SAN DIEGO ST.	7	294	42.0	51	1	1	2	-
ARMY	6	195	32.5	46	1	1	-	-
INDIANA	7	310	44.3	54	1	1	3	-
at Ohio State	7	251	35.9	47	-	1	-	-
vs Maryland	6	234	39.0	55	1	-	1	-
ILLINOIS	5	205	41.0	47	3	2	-	-
at Northwestern	11	438	39.8	60	4	2	1	-
MICHIGAN	6	225	37.5	46	1	1	-	-
at Michigan State	3	140	46.7	53	-	1	1	-
vs Georgia								





## INDIVIDUAL GAME-BY-GAME

## TACKLES

(TTL-UA-A)	at TEM	BUF	RUT	SDSU	ARMY	IND	at OSU	vs UMD	ILL	at NW	MICH	at MSU	vs UGA
Allen, Marcus	3-2-1	6-3-3	11-7-4	1-0-1	DNP	9-4-5	8-4-4	9-5-4	3-1-2	7-6-1	12-4-8	6-4-2	
Apke, Troy	1-0-1	3-2-1	1-1-0	3-3-0	5-1-4	3-2-1	1-0-1	1-1-0	2-1-1	-	-	5-3-2	
Barney, Tarow	1-0-1	1-0-1	-	2-0-2	-	-	1-0-1	-	1-1-0	-	-	2-1-1	
Bell, Brandon	7-4-3	DNP	9-4-5	3-2-1	DNP	3-1-2	6-2-4	6-4-2	2-1-1	8-7-1	5-3-2	5-0-5	
Bowen, Manny	-	-	2-1-1	-	6-5-1	1-0-1	1-1-0	2-0-2	1-0-1	2-2-0	-	3-3-0	
Brown, Torrence	-	-	2-0-2	-	4-1-3	-	-	-	3-3-0	-	2-1-1	-	
Cabinda, Jason	7-3-4	6-2-4	6-3-3	4-0-4	14-6-8	9-4-5	5-2-3	10-5-5	7-3-4	3-2-1	8-2-6	13-4-9	
Campbell, Christian	3-2-1	3-1-2	-	2-0-2	-	5-1-4	2-2-0	1-0-1	DNP	DNP	DNP	DNP	
Cooper, Jake	-	3-3-0	-	-	2-1-1	1-0-1	-	2-2-0	-	DNP	-	-	
Cothran, Curtis	1-0-1	1-0-1	2-2-0	2-1-1	4-0-4	1-0-1	1-1-0	-	2-0-2	1-0-1	1-1-0	-	
Cothren, Parker	-	2-0-2	1-1-0	2-0-2	1-1-0	1-0-1	1-0-1	-	1-0-1	-	1-1-0	2-1-1	
Dudas, Jordan	-	-	-	-	1-1-0	2-0-2	-	-	-	2-2-0	2-2-0	DNP	
Godwin, Chris	1-1-0	-	-	2-1-1	-	-	-	-	-	-	-	-	
Golden, Malik	-	2-0-2	2-1-1	3-1-2	2-1-1	-	1-0-1	-	1-0-1	6-5-1	8-4-4	9-2-7	
Gulla, Chris	-	-	-	-	1-1-0	DNP	1-0-1	-	-	-	-	-	
Haley, Grant	DNP	DNP	2-1-1	3-3-0	4-3-1	3-0-3	4-1-3	2-2-0	2-2-0	4-4-0	6-3-3	5-2-3	
Johnson, Austin	6-1-5	9-4-5	6-1-5	2-0-2	4-1-3	9-4-5	4-0-4	9-5-4	5-2-3	10-8-2	4-0-4	2-0-2	
Julius, Joey	-	-	-	-	-	-	1-1-0	-	-	DNP	1-1-0	DNP	
Lewis, Geno	-	-	-	-	-	-	-	-	1-0-1	-	-	-	
Lucas, Jordan	4-2-2	5-3-2	9-5-4	DNP	8-5-3	7-5-2	9-4-5	7-6-1	4-3-1	3-1-2	INJ	INJ	
Nassib, Carl	10-4-6	5-4-1	4-1-3	2-2-0	2-2-0	4-4-0	8-4-4	4-3-1	3-3-0	4-4-0	-	-	
Oruwariye, Amani	-	-	1-1-0	-	2-0-2	-	-	1-0-1	1-0-1	-	-	-	
Pasquariello, Daniel	1-1-0	-	DNP	DNP	-	-	-	-	-	-	-	-	
Reeder, Troy	2-1-1	7-5-2	8-4-4	6-2-4	4-2-2	3-1-2	5-4-1	11-9-2	3-3-0	6-5-1	7-5-2	5-1-4	
Reid, John	5-2-3	1-1-0	2-1-1	2-2-0	-	1-0-1	4-2-2	3-2-1	2-1-1	1-1-0	1-1-0	5-4-1	
Schwan, Evan	2-1-1	4-0-4	2-0-2	-	DNP	1-0-1	-	2-1-1	3-1-2	1-1-0	2-1-1	4-3-1	
Scott, Nick	2-1-1	1-1-0	-	-	1-0-1	-	-	1-1-0	1-1-0	-	-	2-1-1	
Sickels, Garrett	4-2-2	1-0-1	1-0-1	3-1-2	1-0-1	5-1-4	8-3-5	2-1-1	1-1-0	3-2-1	2-1-1	DNP	
Smith, Brandon	DNP	DNP	DNP	DNP	DNP	-	DNP	DNP	1-0-1	-	DNP	DNP	
Smith, Jordan	2-0-2	-	-	1-1-0	DNP	-	DNP	DNP	1-0-1	DNP	DNP	DNP	
Walker, Von	1-0-1	1-1-0	1-0-1	-	3-2-1	1-1-0	-	1-1-0	-	-	1-1-0	-	
Wartman-White, Nyeem	2-2-0	INJ	INJ	INJ	INJ	INJ	INJ	INJ	INJ	INJ	INJ	INJ	
White, Antoine	-	-	3-1-2	3-1-2	1-1-0	1-0-1	DNP	DNP	1-1-0	1-0-1	-	2-0-2	
Williams, Trevor	6-4-2	5-5-0	2-1-1	1-0-1	-	3-1-2	3-1-2	2-2-0	2-1-1	3-2-1	3-3-0	1-1-0	
Wooten Jr., Gary	3-2-1	DNP	-	1-0-1	DNP	1-0-1	-	DNP	1-1-0	DNP	DNP	1-0-1	
Yazujian, Tyler	-	-	-	-	-	1-0-1	-	-	-	-	-	-	
Zanello, Matt	1-0-1	-	-	-	DNP	-	DNP	-	-	-	1-1-0	-	
Zettel, Anthony	5-3-2	5-2-3	2-1-1	7-3-4	4-2-2	-	4-2-2	8-4-4	2-1-1	2-1-1	2-0-2	2-0-2	

## TFL &amp; SACKS

TFL (Sacks)	at TEM	BUF	RUT	SDSU	ARMY	IND	at OSU	vs UMD	ILL	at NW	MICH	at MSU	vs UGA
Allen, Marcus	-	-	-	-	DNP	1.5 (-)	1.0 (-)	1.0 (1.0)	-	-	-	-	
Barney, Tarow	0.5 (-)	-	-	0.5 (0.5)	-	-	-	-	-	-	-	-	
Bell, Brandon	2.5 (1.0)	DNP	-	-	DNP	-	-	3.5 (1.0)	1.0 (-)	3.5 (2.5)	1.0 (1.0)	-	
Bowen, Manny	-	-	0.5 (-)	-	-	-	-	-	-	-	-	-	
Brown, Torrence	-	-	1.0 (0.5)	-	1.0 (-)	-	-	-	2.0 (-)	-	1.5 (1.0)	-	
Cabinda, Jason	-	-	0.5 (-)	-	2.0 (2.0)	-	-	-	-	0.5 (0.5)	0.5 (-)	-	
Campbell, Christian	-	-	-	-	-	-	1.0 (-)	-	DNP	DNP	DNP	DNP	
Cooper, Jake	-	1.0 (1.0)	-	-	-	-	-	1.0 (-)	-	DNP	-	-	
Cothran, Curtis	0.5 (-)	-	1.0 (1.0)	1.0 (1.0)	-	-	1.0 (-)	-	0.5 (0.5)	-	-	-	
Cothren, Parker	-	-	-	-	-	-	-	-	0.5 (0.5)	-	-	-	
Haley, Grant	DNP	DNP	-	-	-	-	-	-	1.0 (-)	-	-	-	
Johnson, Austin	1.0 (-)	2.5 (1.5)	2.0 (1.0)	0.5 (-)	-	1.5 (1.0)	-	1.5 (-)	1.0 (1.0)	2.0 (1.0)	1.0 (-)	-	
Lucas, Jordan	0.5 (-)	-	1.0 (1.0)	DNP	-	-	-	1.0 (-)	-	-	INJ	INJ	
Nassib, Carl	2.5 (1.0)	3.0 (3.0)	1.5 (1.0)	2.0 (2.0)	1.0 (1.0)	2.0 (2.0)	3.5 (1.5)	2.0 (2.0)	1.0 (1.0)	1.0 (1.0)	-	-	
Reeder, Troy	1.0 (-)	-	1.0 (-)	0.5 (-)	1.0 (-)	1.0 (-)	1.0 (-)	-	-	-	-	-	
Reid, John	-	-	-	-	-	-	-	-	-	1.0 (-)	-	-	
Schwan, Evan	-	-	-	-	DNP	-	-	-	0.5 (-)	-	-	-	
Sickels, Garrett	1.0 (-)	0.5 (0.5)	-	0.5 (0.5)	-	1.0 (1.0)	0.5 (-)	-	-	1.0 (1.0)	-	DNP	
Smith, Jordan	-	-	-	-	DNP	-	DNP	DNP	0.5 (-)	DNP	DNP	DNP	
White, Antoine	-	-	0.5 (0.5)	1.0 (0.5)	-	-	DNP	DNP	-	-	-	-	
Williams, Trevor	2.0 (-)	-	-	-	-	-	-	-	-	1.0 (-)	-	-	
Wooten Jr., Gary	1.0 (-)	DNP	-	-	-	DNP	-	DNP	-	DNP	DNP	-	
Zettel, Anthony	2.5 (-)	-	-	2.5 (0.5)	1.0 (-)	-	2.0 (0.5)	1.0 (1.0)	1.0 (1.0)	-	-	-	
<b>TEAM TOTAL</b>	<b>15.0 (2.0)</b>	<b>7.0 (6.0)</b>	<b>9.0 (5.0)</b>	<b>9.0 (5.0)</b>	<b>6.0 (3.0)</b>	<b>7.0 (4.0)</b>	<b>10.0 (2.0)</b>	<b>12.0 (5.0)</b>	<b>9.0 (4.0)</b>	<b>10.0 (6.0)</b>	<b>4.0 (2.0)</b>	<b>-</b>	

## INDIVIDUAL GAME-BY-GAME

## ALL-PURPOSE YARDS

	Total	at TEM	BUF	RUT	SDSU	ARMY	IND	at OSU	vs UMD	ILL	at NW	MICH	at MSU	vs UGA
Barkley, Saquon	1155	1	115	195	84	DNP	DNP	194	65	142	170	87	102	
Godwin, Chris	968	81	75	49	78	66	41	103	135	76	104	51	109	
Hamilton, DaeSean	509	5	15	86	40	12	49	13	96	54	56	5	78	
Scott, Nick	482	-	58	62	81	76	78	41	86	-	-	-	-	
Farmer, Koa	405	128	DNP	-	26	14	-	-	-	57	56	61	63	
Polk, Brandon	345	50	45	6	1	14	67	89	48	-5	-	5	25	
Lynch, Akeel	286	80	46	120	18	DNP	DNP	12	-	4	6	-	-	
Blacknall, Saeed	241	-	-	-	101	-	-	-	38	-	-	25	77	
Thompkins, DeAndre	223	-	71	21	17	25	43	-	2	34	9	1	-	
Allen, Mark	175	40	2	-1	34	17	60	DNP	DNP	23	DNP	DNP	DNP	
Lewis, Geno	143	15	11	-	-	-	39	-	27	15	15	7	14	
Carter, Kyle	132	-	13	-	47	9	30	DNP	17	-	1	5	10	
Gesicki, Mike	125	-	14	6	11	33	21	-	-	26	5	9	DNP	
Reid, John	44	-	-	44	-	-	-	-	-	-	-	-	-	
Reeder, Troy	44	-	-	-	-	-	-	-	-	44	-	-	-	
Thomas, Johnathan	42	DNP	DNP	DNP	DNP	28	9	DNP	DNP	5	DNP	DNP	DNP	
Wilkerson, Brent	39	-	-	-	-	14	-	-	-	-	-	16	9	
Bell, Brandon	25	-	DNP	-	-	DNP	-	-	-	-	-	25	-	
Johnson, Brandon	23	-	-	-	-	-	6	-	-	17	-	-	DNP	
Golden, Malik	18	-	18	-	-	-	-	-	-	-	-	-	-	
Garrity, Gregg	13	DNP	DNP	DNP	DNP	DNP	4	DNP	DNP	-	DNP	8	1	
McSorley, Trace	12	DNP	DNP	-	DNP	DNP	5	DNP	-5	15	DNP	-	-3	
Nassib, Carl	10	-	10	-	-	-	-	-	-	-	-	-	-	
Walker, Von	1	-	-	-	-	-	-	-	-	-	-	1	-	
TEAM	-45	-	-12	1	-17	-8	-	-4	-5	-	-	-	-	
Hackenberg, Christian	-70	-59	4	3	-6	3	21	-16	-16	-3	5	-3	-3	

## RED ZONE RECAP

## PENN STATE

Opponent	Series	Result	Pct.
at Temple	1/1	FG	100%
BUFFALO	4/5	2 TD, 2 FG, 1 End of Half	80%
RUTGERS	3/4	3 TD, 1 INT	75%
SAN DIEGO ST.	6/6	3 TD, 3 FG	100%
ARMY	3/3	1 TD, 2 FG	100%
INDIANA	3/3	2 TD, 1 FG	100%
at Ohio State	2/3	1 TD, 1 FG, 1 Downs	67%
vs Maryland	2/2	2 TD	100%
ILLINOIS	7/7	5 TD, 2 FG	100%
at Northwestern	2/2	2 TD	100%
MICHIGAN	3/3	3 FG	100%
at Michigan State	3/3	2 TD, 1 FG	100%
vs Georgia			
<b>TOTAL</b>	<b>39/42</b>	<b>23 TD, 16 FG</b>	<b>93%</b>

1 Downs, 1 End of Half, 1 INT

## OPPONENT

Opponent	Series	Result	Pct.
at Temple	3/4	2 TD, 1 FG, 1 Downs	75%
BUFFALO	2/2	2 TD	100%
RUTGERS	1/1	FG	100%
SAN DIEGO ST.	2/2	2 TD	100%
ARMY	1/1	1 TD	100%
INDIANA	1/1	1 TD	100%
at Ohio State	6/6	5 TD, 1 FG	100%
vs Maryland	5/6	3 TD, 2 FG, 1 Fumble	83%
ILLINOIS	-	-	-
at Northwestern	3/3	2 TD, 1 FG	100%
MICHIGAN	3/4	3 TD, 1 End of Half	75%
at Michigan State	4/4	4 TD	100%
vs Georgia			
<b>TOTAL</b>	<b>31/34</b>	<b>25 TD, 6 FG</b>	<b>91%</b>

1 Downs, 1 Fumble, 1 End of Half

## GAME LEADERS

Opponent	Rushing Attempts	Rushing Yards	Receptions	Receiving Yards	All Purpose Yards	Tackles
at Temple	Hackenberg - 11	Lynch - 78	Godwin - 5	Godwin - 81	Farmer - 128	Nassib - 10
BUFFALO	Lynch - 19	Barkley - 115	Godwin - 5	Godwin - 75	Barkley - 115	Johnson - 9
RUTGERS	Barkley - 21	Barkley - 195	Hamilton - 5	Hamilton - 86	Barkley - 195	Allen - 11
SAN DIEGO ST.	Lynch - 10	Barkley - 62	Hamilton/Godwin - 5	Blacknall - 101	Blacknall - 101	Zettel - 7
ARMY	Scott - 12	Scott - 54	Godwin - 4	Godwin - 66	Scott - 76	Cabinda - 14
INDIANA	Hackenberg - 9	Scott - 57	Godwin - 4	Godwin - 41	Scott - 78	Three Tied - 9
at Ohio State	Barkley - 26	Barkley - 194	Godwin - 3	Godwin - 103	Barkley - 194	Lucas - 9
vs Maryland	Barkley - 20	Barkley - 65	Hamilton - 5	Godwin - 135	Godwin - 135	Reeder - 11
ILLINOIS	Barkley - 20	Barkley - 84	Gowin - 7	Godwin - 76	Barkley - 142	Cabinda - 7
at Northwestern	Barkley - 25	Barkley - 120	Godwin - 8	Godwin - 104	Barkley - 170	A. Johnson - 10
MICHIGAN	Barkley - 15	Barkley - 68	Godwin/Wilkerson - 3	Godwin - 51	Barkley - 87	Allen - 12
at Michigan State	Barkley - 17	Barkley - 103	Godwin - 11	Godwin - 109	Godwin - 109	Cabinda - 13
vs Georgia						



## TURNOVER BY GAME

## PENN STATE: 22 GAINED

TYPE	QTR	PLAYER	PLAYS/ YDS	1st DWNS	RESULT
<b>at Temple (1)</b>					
Fumble	2	Brown by Walker	3/0	-	Punt
<b>BUFFALO (1)</b>					
Interception	2	Nassib of Licata	4-7	-	FG
<b>RUTGERS (3)</b>					
Interception	2	Haley of Laviano	2/12	1	End of Half
Interception	3	Reid of Laviano	4/9	-	Downs
Fumble	4	Reid by Agudosi	4/8	-	Downs
<b>SAN DIEGO STATE (3)</b>					
Fumble	2	Godwin by Mills	4/27	1	TD
Fumble	2	Zettel by Pumphrey	6/23	1	TD
Fumble	4	Johnson by Smith	-	-	TD
<b>ARMY (3)</b>					
Fumble	1	Sickels by Schurr	8/42	2	TD
Fumble	2	Walker by Asberry	4/18	1	Punt
Fumble	2	Bowen by Schurr	7/21	1	FG
<b>INDIANA (1)</b>					
Interception	3	Reid of Cameron	7/52	2	TD
<b>at Ohio State (-)</b>					
None					
<b>vs Maryland (5)</b>					
Interception	1	Haley of Hills	3/2	-	Punt
Fumble	1	Allen by Hills	5/86	2	TD
Fumble	4	Sickels by Hills	4/0	-	Missed FG
Interception	4	Williams of Hills	6/8	1	Fumble
Interception	4	Golden of Hills	3/(-5)	-	End of Game
<b>ILLINOIS (1)</b>					
Interception	1	Reeder of Lunt	1/6	-	TD
<b>at Northwestern (1)</b>					
Interception	3	Cabinda of Oliver	5/22	1	Punt
<b>MICHIGAN (2)</b>					
Interception	1	Bell of Rudock	3/2	-	Punt
Fumble	3	Bell by Rudock	8/36	1	FG
<b>at Michigan State (1)</b>					
Fumble	4	Barney by Williams	4/16	1	End of Game

## OPPONENT: 17 GAINED

TYPE	QTR	PLAYER	PLAYS/ YDS	1st DWNS	RESULT
<b>at Temple (1)</b>					
Interception	3	Finch of Hackenberg	1/2	-	TD
<b>BUFFALO (-)</b>					
None					
<b>RUTGERS (1)</b>					
Interception	4	Cioffi of Hackenberg	6/20	2	Punt
<b>SAN DIEGO STATE (1)</b>					
Fumble	3	Bussey by Thompkins	6/21	1	TD
<b>ARMY (-)</b>					
None					
<b>INDIANA (1)</b>					
Fumble	2	Dutra by Allen, Mark	5/12	1	Punt
<b>at Ohio State (1)</b>					
Fumble	4	Hubbard by Hackenberg	3/22	1	TD
<b>vs Maryland (3)</b>					
Fumble	2	Hendy by Barkley	4/5	-	FG
Fumble	4	Hill by Scott	1/(-4)	-	Fumble
Fumble	4	Conyers by Hackenberg	4/7	-	Downs
<b>ILLINOIS (2)</b>					
Fumble	2	Barton by Thompkins	6/14	1	Punt
Fumble	4	Martin by Thompkins	4/(-2)	-	Downs
<b>at Northwestern (2)</b>					
Interception	4	VanHoose of Hackenberg	9/30	3	Punt
Fumble	4	Walker by Hamilton	-	-	End of Game
<b>MICHIGAN (1)</b>					
Fumble	3	Chesson by Thompkins	3/9	-	TD
<b>at Michigan State (4)</b>					
Interception	1	Colquhoun of Hackenberg	9/80	4	TD
Fumble	2	Cox by Carter	-	-	TD
Interception	3	McDowell of Hackenberg	-	-	TD
Fumble	4	Edmondson by Farmer	1/9	-	TD





## TURNOVERS BY PLAYER

## FUMBLES

(# - Lost)	at TEM	BUF	RUT	SDSU	ARMY	IND	at OSU	vs UMD	ILL	at NW	MICH	at MSU	vs UGA
Allen, Mark	-	-	-	-	-	1-1	DNP	DNP	-	-	DNP	DNP	-
Barkley, Saquon	-	-	-	-	DNP	DNP	-	2-1	-	-	-	-	-
Blacknall, Saeed	-	-	-	-	-	-	-	-	-	-	-	-	1-0
Carter, Kyle	-	-	-	-	-	-	DNP	-	-	-	-	-	1-1
Farmer, Koa	-	DNP	-	-	-	-	-	-	-	-	-	-	1-1
Hackenberg, Christian	1-0	-	-	-	-	-	1-1	1-1	-	-	-	-	-
Hamilton, DaeSeon	-	-	-	-	-	-	-	-	-	1-1	-	-	-
TEAM	-	-	-	1-0	-	-	1-0	-	-	-	-	-	-
Scott, Nick	-	-	-	-	-	-	-	1-1	-	-	-	-	-
Thompkins, DeAndre	-	-	-	1-1	-	-	-	-	2-2	-	1-1	-	-

## FORCED FUMBLES

	at TEM	BUF	RUT	SDSU	ARMY	IND	at OSU	vs UMD	ILL	at NW	MICH	at MSU	vs UGA
Allen, Marcus	-	-	-	-	DNP	-	-	-	-	1	-	-	-
Apke, Troy	-	-	1	-	-	-	-	-	-	-	-	-	-
Bell, Brandon	1	DNP	-	-	DNP	-	-	1	-	-	1	-	-
Bowen, Manny	-	-	-	-	-	-	-	-	-	-	-	1	-
Cabinda, Jason	-	-	-	-	1	-	-	-	-	-	-	-	-
Haley, Grant	DNP	DNP	-	-	-	-	-	-	-	1	-	-	-
Johnson, Austin	-	-	-	-	-	-	-	1	-	-	-	-	-
Lucas, Jordan	-	-	1	DNP	-	-	-	-	-	-	INJ	INJ	-
Nassib, Carl	-	2	-	1	-	2	-	-	-	1	-	-	-
Reid, John	-	-	-	-	-	-	-	1	-	-	-	-	-
Sickels, Garrett	-	-	-	1	-	-	-	-	-	-	-	DNP	-
Zettel, Anthony	-	-	-	-	1	-	-	-	-	-	-	-	-

## FUMBLES RECOVERED

	at TEM	BUF	RUT	SDSU	ARMY	IND	at OSU	vs UMD	ILL	at NW	MICH	at MSU	vs UGA
Allen, Marcus	-	-	-	-	-	-	-	1	-	-	-	-	-
Barney, Tarow	-	-	-	-	-	-	-	-	-	-	-	1	-
Bell, Brandon	-	DNP	-	-	DNP	-	-	-	-	-	1	-	-
Bowen, Manny	-	-	-	-	1	-	-	-	-	-	-	-	-
Brown, Torrence	1	-	-	-	-	-	-	-	-	-	-	-	-
Godwin, Chris	-	-	-	1	-	-	-	-	-	-	-	-	-
Johnson, Austin	-	-	-	1	-	-	-	-	-	-	-	-	-
Reid, John	-	-	1	-	-	-	-	-	-	-	-	-	-
Sickels, Garrett	-	-	-	-	1	-	-	1	-	-	-	DNP	-
Walker, Von	-	-	-	-	1	-	-	-	-	-	-	-	-
Zettel, Anthony	-	-	-	1	-	-	-	-	-	-	-	-	-

## INTERCEPTIONS

	at TEM	BUF	RUT	SDSU	ARMY	IND	at OSU	vs UMD	ILL	at NW	MICH	at MSU	vs UGA
Bell, Brandon	-	DNP	-	-	DNP	-	-	-	-	-	1	-	-
Cabinda, Jason	-	-	-	-	-	-	-	-	-	1	-	-	-
Golden, Malik	-	-	-	-	-	-	-	1	-	-	-	-	-
Haley, Grant	DNP	DNP	1	-	-	-	-	1	-	-	-	-	-
Nassib, Carl	-	1	-	-	-	-	-	-	-	-	-	-	-
Reeder, Troy	-	-	-	-	-	-	-	-	1	-	-	-	-
Reid, John	-	-	1	-	-	1	-	-	-	-	-	-	-
Williams, Trevor	-	-	-	-	-	-	-	1	-	-	-	-	-



## SCORING SUMMARY

Game	Plays	Yards	Time	Result	Qtr.	Game	Plays	Yards	Time	Result	Qtr.
<b>at Temple (2)</b>	8	53	1:53	FG	1	<b>vs. Maryland (5)</b>	5	86	2:18	TD	1
Julius field goal (34 yards)						Barkley 6 yard run (Julius kick)	2	75	0:42	TD	2
Lynch 42 yard run (Julius kick)	6	75	2:41	TD	1	Godwin 37 yard pass from Hackenberg (Julius kick)	8	38	2:09	FG	2
<b>BUFFALO (5)</b>	2	24	0:37	TD	2	Julius field goal (40 yards)	7	79	3:40	TD	3
Polk 22 yard run (Julius kick)						Hamilton 20 yard pass from Hackenberg (Julius kick)	8	77	2:08	TD	4
Julius field goal (22 yards)	4	7	1:54	FG	2	Lewis 27 yard pass from Hackenberg (Julius kick)					
Julius field goal (21 yards)	12	51	5:07	FG	3	<b>ILLINOIS (7)</b>	8	80	4:37	TD	1
Hamilton 5 yard pass from Hackenberg (Julius kick)	4	62	1:25	TD	4	Godwin 5 yard pass from Hackenberg (kick failed)	1	6	0:05	TD	1
Barkley 9 yard run (Julius kick)	6	74	1:54	TD	4	Lewis 6 yard pass from Hackenberg (kick failed)	6	18	1:57	FG	2
<b>RUTGERS (4)</b>	12	80	6:02	TD	2	Davis field goal (42 yards)	7	43	3:31	TD	3
Thompkins 2 yard run (Julius kick)						Hackenberg 14 yard pass from Scott (Davis kick)	7	33	3:00	FG	3
Barkley 15 yard run (Julius kick)	8	90	3:27	TD	2	Davis field goal (28 yards)	7	80	3:32	TD	4
Lynch 75 yard run (Julius kick)	1	75	0:10	TD	2	Barkley 7 yard run (Davis kick)	8	42	3:27	TD	4
Barkley 16 yard run (Julius kick)	2	70	0:45	TD	4	Allen 20 yard run (Davis kick)					
<b>SAN DIEGO STATE (7)</b>	7	66	3:42	TD	1	<b>at Northwestern (3)</b>	9	78	3:35	TD	2
Barkley 22 yard pass from Hackenberg (Julius kick)						Barkley 7 yard run (Davis kick)	5	70	1:33	TD	3
Julius field goal (40 yards)	7	53	3:18	FG	1	Hamilton 32 yard pass from Lewis (Davis kick)	5	71	1:39	TD	4
Julius field goal (24 yards)	7	72	2:49	FG	2	Barkley 13 yard run (Davis kick)					
Allen, Mark 13 yard pass from Hackenberg (Julius kick)	4	27	1:30	TD	2	<b>MICHIGAN (4)</b>	6	73	3:51	FG	1
Godwin 11 yard pass from Hackenberg (Julius kick)	6	23	0:38	TD	2	Davis field goal (23 yards)	6	43	2:04	TD	2
Johnson, A. 71 yard fumble return (Julius kick)	--	--	--	TD	4	Blacknall 25 yard pass from Hackenberg (Davis kick)	8	36	2:17	FG	4
Julius field goal (26 yards)	8	52	2:51	FG	4	Davis field goal (24 yards)	10	62	4:24	FG	4
<b>ARMY (4)</b>	8	42	3:29	TD	1	Davis field goal (18 yards)					
Scott 11 yard run (Julius kick)						<b>at Michigan State (3)</b>	11	63	4:06	FG	2
Julius field goal (37 yards)	7	21	3:17	FG	2	Davis field goal (19 yards)	10	67	1:56	TD	2
Julius field goal (27 yards)	5	19	2:40	FG	3	Godwin 8 yard pass from Hackenberg (Davis kick)	9	78	3:36	TD	4
Gesicki 33 yard pass from Hackenberg (Julius kick)	3	91	1:13	TD	3	Godwin 5 yard pass from Hackenberg (pass failed)					
<b>INDIANA (5)</b>	4	64	1:06	TD	1						
Polk 39 yard pass from Hackenberg (Julius kick)											
Hamilton 39 yard pass from Hackenberg (kick failed)	4	80	2:02	TD	2						
Hackenberg 1 yard run (kick failed)	7	62	3:08	TD	2						
Hackenberg 5 yard run (Davis kick)	7	52	3:51	TD	4						
Davis field goal (30 yards)	7	15	3:33	FG	4						
<b>at Ohio State (2)</b>	6	61	2:26	FG	1						
Julius field goal (33 yards)											
Hamilton eight yard pass from Hackenberg (Julius kick)	3	78	1:01	TD	3						

## SCORING BREAKDOWN

## PENN STATE DRIVES

**Totals:** 50 scoring drives (33 TD, 17 FG)  
**Special Teams/Defensive Touchdown:** 1  
 Johnson, A. - 71 yd. Fumble Return, SDSU.

## LONGEST DRIVES BY:

**Plays:** 12 RUTGERS (9/19)  
 12 BUFFALO (9/12)  
**Yards:** 91 ARMY (10/3)  
 90 RUTGERS (9/19)  
**Time:** 6:02 RUTGERS (9/19)  
 5:07 BUFFALO (9/12)

## OPPONENT DRIVES

**Totals:** 38 scoring drives (30 TD, 8 FG)  
**Special Teams/Defensive Touchdown:** 4  
 Penny - 100 yd Kickoff Return, SDSU; Vault - 96 yd Kickoff Return, Northwestern;  
 Cox - 77 yd Fumble Return & McDowell - 13 yd Interception Return, Michigan State.

## LONGEST DRIVES BY:

**Plays:** 16 Rutgers (9/19)  
 13 Buffalo (9/12)  
**Yards:** 93 Temple (9/5)  
 91 at Northwestern (11/7)  
**Time:** 7:13 Rutgers (9/19)  
 7:04 at Michigan State (11/28)



@PennStateFBall



PSUFBall

2015

PSUUnrivalled.com

GoPSUsports.com

LONG PLAY BREAKDOWN

BY YARDAGE

Yards	Type	Player(s)	Opponent
75*	Rush	Lynch, Akeel	Rutgers
71*	FR	Johnson, Austin	San Diego State
59	Pass	Blacknall, Saeed from Hackenberg, Christian	at Michigan State
58	PR	Thompkins, DeAndre	Buffalo
58	KR	Scott, Nick	Buffalo
57	KR	Farmer, Koa	Illinois
56	Rush	Barkley, Saquon	Michigan
56	Rush	Barkley, Saquon	Ohio State
56	Pass	Godwin, Chris from Hackenberg, Christian	Ohio State
54	Rush	Barkley, Saquon	Rutgers
49	Pass	Godwin, Chris from Hackenberg, Christian	Army
48	Pass	Hamilton, DaeSean from Hackenberg, Christian	Rutgers
46	Pass	Blacknall, Saeed from Hackenberg, Christian	San Diego State
45	Pass	Godwin, Chris from Hackenberg, Christian	Ohio State
45	Pass	Blacknall, Saeed from Hackenberg, Christian	San Diego State
44	INT	Reeder, Troy	Illinois
44	INT	Reid, John	Rutgers
42*	Rush	Lynch, Akeel	at Temple
40	Pass	Godwin, Chris from Hackenberg, Christian	Maryland
40	Rush	Barkley, Saquon	Rutgers
39*	Pass	Hamilton, DaeSean from Hackenberg, Christian	Indiana
39*	Pass	Polk, Brandon from Hackenberg, Christian	Indiana
38	Pass	Godwin, Chris from Hackenberg, Christian	Michigan
38	Pass	Blacknall, Saeed from Hackenberg, Christian	Maryland
38	Pass	Hamilton, DaeSean from Hackenberg, Christian	Maryland
38	Pass	Godwin, Chris from Hackenberg, Christian	Buffalo
37	KR	Farmer, Koa	Northwestern
37*	Pass	Godwin, Chris from Hackenberg, Christian	Maryland
36	FR	Sickels, Garrett	Maryland
35	Rush	Scott, Nick	Indiana
35	Pass	Carter, Kyle from Hackenberg, Christian	San Diego State
35	KR	Farmer, Koa	at Temple
34	Rush	Barkley, Saquon	San Diego State
34	KR	Scott, Nick	Rutgers
33*	Pass	Gesicki, Mike from Hackenberg, Christian	Army
33	Rush	Barkley, Saquon	Buffalo
33	Rush	Polk, Brandon	at Temple
32	Pass	Barkley, Saquon from Hackenberg, Christian	Northwestern
32*	Pass	Hamilton, DaeSean from Lewis, Geno	Northwestern
32	Pass	Godwin, Chris from Scott, Nick	San Diego State
31	KR	Farmer, Koa	at Michigan State
31	Pass	Thompkins, DeAndre from Hackenberg, Christian	Illinois
31	Pass	Godwin, Chris from Hackenberg, Christian	Maryland
30	KR	Polk, Brandon	Ohio State
30	Pass	Godwin, Chris from Hackenberg, Christian	Rutgers
30	Pass	Godwin, Chris from Hackenberg, Christian	at Temple
30	KR	Farmer, Koa	at Temple
28	Rush	Allen, Mark	Indiana
28	KR	Scott, Nick	San Diego State
27*	Pass	Lewis, Geno from Hackenberg, Christian	Maryland
27	KR	Scott, Nick	Maryland
27	Pass	Godwin, Chris from Hackenberg, Christian	Maryland
26	Pass	Godwin, Chris from Hackenberg, Christian	Northwestern
26	KR	Farmer, Koa	San Diego State
25	Rush	Polk, Brandon	at Michigan State
25*	Pass	Blacknall, Saeed from Hackenberg, Christian	Michigan
25	INT	Bell, Brandon	Michigan
25	Pass	Hamilton, DaeSean from Hackenberg, Christian	Northwestern
25	PR	Thompkins, DeAndre	Army
25	KR	Farmer, Koa	at Temple
24	Rush	Barkley, Saquon	Northwestern
24	KR	Scott, Nick	Maryland
24	Pass	Hamilton, DaeSean from Hackenberg, Christian	Maryland
24	KR	Scott, Nick	San Diego State
24	Rush	Barkley, Saquon	Buffalo
23	Rush	Barkley, Saquon	Northwestern
23	Rush	Barkley, Saquon	Ohio State
23	KR	Scott, Nick	Rutgers
22	Pass	Barkley, Saquon from Hackenberg, Christian	Illinois
22	KR	Polk, Brandon	Maryland
22	Rush	Hackenberg, Christian	Indiana
22	Pass	Scott, Nick from Hackenberg, Christian	Army
22*	Pass	Barkley, Saquon from Hackenberg, Christian	San Diego State
22*	Rush	Polk, Brandon	Buffalo
21	Pass	Lewis, Geno from Hackenberg, Christian	Indiana
21	Pass	Carter, Kyle from Hackenberg, Christian	Indiana
21	KR	Polk, Brandon	Indiana
21	Rush	Barkley, Saquon	San Diego State
20*	Pass	Hamilton, DaeSean from Hackenberg, Christian	Maryland
20	KR	Polk, Brandon	Ohio State
20	KR	Scott, Nick	San Diego State
20	KR	Farmer, Koa	at Temple
20	Rush	Polk, Brandon	Buffalo

PENN STATE [83 PLAYS]

Play	#	Long	Play	Opponent
Passing:	36	59	Blacknall, Saeed from Hackenberg, C.	at Michigan State
KR:	20	58	Scott, Nick	Buffalo
Rushing:	20	75*	Lynch, Akeel	Rutgers
INT:	3	44	Reid, John/Reeder, Troy	Rutgers/Illinois
PR:	2	58	Thompkins, DeAndre	Buffalo
FR:	2	71*	Johnson, Austin	San Diego State

Opp.	#	Long	Play	Type
at Temple	7	42*	Lynch, Akeel	Rush
BUFFALO	7	58	Thompkins, DeAndre/Scott, Nick	PR/KR
RUTGERS	8	75*	Lynch, Akeel	Rush
SAN DIEGO ST.	12	71*	Johnson, Austin	FR
ARMY	4	49	Godwin, Chris from Hackenberg, C.	Pass
INDIANA	8	39*	Twice (Hamilton & Polk from Hackenberg)	Pass
at Ohio State	6	56	Twice (Barkley & Godwin)	Rush & Pass
vs. Maryland	13	40	Godwin, Chris from Hackenberg, C.	Pass
ILLINOIS	4	57	Farmer, Koa	KR
at Northwestern	7	37	Farmer, Koa	KR
MICHIGAN	4	56	Barkley, Saquon	Rush
at Michigan State	3	59	Blacknall, Saeed from Hackenberg, C.	Pass
vs Georgia				

OPPONENTS [57 PLAYS]

Play	#	Long	Play	Opponent
Passing:	24	48	Culmer, M. from Hills, P.	Maryland
Rushing:	18	56	Schurr, A.J.	Army
KR:	13	100*	Penny, Rashaad	San Diego State
FR:	1	77*	Cox, Demetrious	Michigan State
INT:	1	26	Finch, Sharif	Temple

Opp.	#	Long	Play	Type
at Temple	8	31	Thomas, Jahad	Rush
BUFFALO	2	29	Taylor, Anthone	Rush
RUTGERS	2	30	Patton, Andre from Laviano, Chris	Pass
SAN DIEGO ST.	5	100*	Penny, Rashaad	KR
ARMY	6	56*	Schurr, A.J.	Rush
INDIANA	2	20	Fuchs, Jordan from Cameron, Danny	Pass
at Ohio State	5	27	Twice (Samuel & Barrett)	KR & Rush
vs Maryland	7	48	Culmer, M. from Hills, P.	Pass
ILLINOIS	1	21	Vaughn, Ke'Shawn	Rush
at Northwestern	7	96*	Vault, Solomon	KR
MICHIGAN	6	55	Lewis, Jourdan	KR
at Michigan State	6	77*	Cox, Demetrious	FR
vs Georgia				

\* - touchdown scored on play





## LONG PLAY BREAKDOWN

**Mark Allen**

**2015:** 1 (1 Rushing)  
**Career:** 1 (1 Rushing)

**2015 Long:**  
 Rushing: 28 yds vs Indiana

**Career Long:**  
 Rushing: 28 yds vs Indiana (2015)

**Saquon Barkley**

**2015:** 14 (11 Rushing, 3 Receiving, 1 TD)  
**Career:** 14 (11 Rushing, 3 Receiving, 1 TD)

**2015 Long:**  
 Rushing: 56 yds at Ohio State & vs Michigan  
 Reception: 32 yds from Hackenberg, at Northwestern

**Career Long:**  
 Rushing: 56 yds at Ohio State & vs Michigan (2015)  
 Reception: 32 yds from Hackenberg, at Northwestern (2015)

**Brandon Bell**

**2015:** 1 (1 INT)  
**Career:** 1 (1 INT)

**2015 Long:**  
 Interception: 25 yds vs Michigan

**Career Long:**  
 Interception: 25 yds vs Michigan (2015)

**Saeed Blacknall**

**2015:** 5 (5 Receiving, 1 TD)  
**Career:** 6 (6 Receiving, 2 TD)

**2015 Long:**  
 Reception: 59 yds from Hackenberg, at Michigan State

**Career Long:**  
 Reception: 59 yds from Hackenberg, at Michigan State (2015)

**Kyle Carter**

**2015:** 2 (2 Receiving)  
**Career:** 6 (6 Receiving)

**2015 Long:**  
 Reception: 35 yds from Hackenberg vs. San Diego State

**Career Long:**  
 Reception: 35 yds from Hackenberg vs. San Diego State (2015)

**Koa Farmer**

**2015:** 8 (8 KR)  
**Career:** 8 (8 KR)

**2015 Long:**  
 KR: 57 yds vs Illinois

**Career Long:**  
 KR: 57 yds vs Illinois (2015)

**Mike Gesicki**

**2015:** 1 (1 Receiving, 1 TD)  
**Career:** 3 (3 Receiving, 1 TD)

**2015 Long:**  
 Reception: 33 yds from Hackenberg vs. Army, TD

**Career Long:**  
 Reception: 33 yds from Hackenberg vs. Army, TD (2015)

**Chris Godwin**

**2015:** 13 (13 Receiving, 1 TD)  
**Career:** 16 (16 Receiving, 2 TD)

**2015 Long:**  
 Reception: 56 yds from Hackenberg at Ohio State

**Career Long:**  
 Reception: 72 yds from Hackenberg vs Boston College, TD (2014)

**Christian Hackenberg**

**2015:** 34 (33 Passing 1 Rushing, 7 TD)  
**Career:** 101 (100 Passing, 1 Rushing, 23 TD)

**2015 Long:**  
 Pass: 59 yd pass to Blacknall at Michigan State  
 Rushing: 22 yds vs. Indiana

**Career Long:**  
 Pass: 79 yd pass to Lewis vs UCF, TD (2014)  
 Rushing: 22 yds vs. Indiana (2015)

**Grant Haley**

**2015:** None  
**Career:** 20 (1 INT, 19 KR, 1 TD)

**2015 Long:**  
 None

**Career Long:**  
 INT: 30 yds vs Temple, TD (2014)  
 KR: 44 yds vs UCF (2014)

**DaeSean Hamilton**

**2015:** 6 (6 Receiving, 3 TD)  
**Career:** 15 (15 Receiving, 3 TD)

**2015 Long:**  
 Reception: 48 yds from Hackenberg vs Rutgers

**Career Long:**  
 Reception: 51 yds from Hackenberg vs N'western (2014)

**Austin Johnson**

**2015:** 1 (1 FR, 1 TD)  
**Career:** 1 (1 FR, 1 TD)

**2015/Career Long:**  
 FR: 71 yds vs San Diego State, TD

**Geno Lewis**

**2015:** 3 (1 Passing, 2 Receiving, 2 TD)  
**Career:** 31 (1 Passing, 16 Receiving, 14 KR, 5 TD)

**2015 Long:**  
 Passing: 32 yds to Hamilton at Northwestern TD  
 Reception: 27 yd pass from Hackenberg, vs. Maryland, TD

**Career Long:**  
 Passing: 32 yds to Hamilton at Northwestern TD (2015)  
 Reception: 79 yd pass from Hackenberg vs UCF, TD (2014)  
 KR: 44 yds vs UCF (2013)

**Jordan Lucas**

**2015:** None  
**Career:** 1 (1 INT)

**2015 Long:**  
 None

**Career Long:**  
 INT: 22 yds vs Purdue (2013)

**Akeel Lynch**

**2015:** 2 (2 Rushing, 2 TD)  
**Career:** 12 (12 Rushing, 3 TD)

**2015 Long:**  
 Rushing: 75 yds vs Rutgers, TD

**Career Long:**  
 Rushing: 75 yds vs Rutgers, TD (2015)

**Brandon Polk**

**2015:** 9 (1 Receiving, 4 Rushing, 4 KR, 1 TD)  
**Career:** 9 (1 Receiving, 4 Rushing, 4 KR, 1 TD)

**2015 Long:**  
 Reception: 39 yd pass from Hackenberg, vs Indiana, TD  
 Rushing: 33 yds at Temple  
 KR: 30 yds at Ohio State

**Career Long:**  
 Reception: 39 yd pass from Hackenberg, vs Indiana, TD (2015)  
 Rushing: 33 yds at Temple (2015)  
 KR: 30 yds at Ohio State (2015)

**Troy Reeder**

**2015:** 1 (1 INT)  
**Career:** 1 (1 INT)

**2015 Long:**  
 INT: 44 yds vs Illinois

**Career Long:**  
 INT: 44 yds vs Illinois (2015)

**John Reid**

**2015:** 1 (1 INT)  
**Career:** 1 (1 INT)

**2015 Long:**  
 INT: 44 yds vs Rutgers

**Career Long:**  
 INT: 44 yds vs Rutgers (2015)

**Garrett Sickels**

**2015:** 1 (1 FR)  
**Career:** 1 (1 IFR)

**2015/Career Long:**  
 FR: 36 yds vs. Maryland

**Nick Scott**

**2015:** 11 (1 Passing, 1 Receiving, 1 Rushing, 8 KR)  
**Career:** 11 (1 Passing, 1 Receiving, 1 Rushing, 8 KR)

**2015 Long:**  
 Pass: 32 yds to Godwin vs San Diego State  
 Reception: 22 yds from Hackenberg vs Army  
 Rushing: 35 yds vs Indiana  
 KR: 58 yds vs Buffalo

**Career Long:**  
 Passing: 32 yds to Godwin vs San Diego State (2015)  
 Reception: 22 yds from Hackenberg vs Army (2015)  
 Rushing: 35 yds vs Indiana (2015)  
 KR: 58 yds vs Buffalo (2015)

**DeAndre Thompkins**

**2015:** 3 (1 Receiving, 2 PR)  
**Career:** 3 (1 Receiving, 2 PR)

**2015 Long:**  
 Reception: 31 yds from Hackenberg, vs Illinois  
 PR: 58 yds vs Buffalo

**Career Long:**  
 Reception: 31 yds from Hackenberg, vs Illinois (2015)  
 PR: 58 yds vs Buffalo (2015)

**Von Walker**

**2015:** None  
**Career:** 5 (4 KR, 1 PR)

**2015 Long:**  
 None

**Career Long:**  
 KR: 35 yds vs Akron (2014)  
 PR: 22 yds vs Eastern Michigan (2013)

**Trevor Williams**

**2015:** None  
**Career:** 4 (1 INT, 3 KR)

**2015 Long:**  
 None

**Career Long:**  
 INT: 33 yds at Wisconsin (2013)  
 KR: 23 yds 2x vs Indiana (2012)

**Anthony Zettel**

**2015:** 1 (1 INT, 1 TD)  
**Career:** 1 (1 INT, 1 TD)

**2015 Long:**  
 None

**Career Long:**  
 INT: 40 yds vs Ohio State, TD (2014)



## SEASON SUPERLATIVES

## PENN STATE INDIVIDUAL

<b>Rushes</b>	26, Barkley, Saquon; at Ohio State (10/17)
<b>Yards Rushing</b>	195, Barkley, Saquon; Rutgers (9/19)
<b>TD Rushes</b>	2, Three Times Last: Barkley, Saquon; at Northwestern (11/7)
<b>Long Rush</b>	75, Lynch, Akeel; Rutgers (9/19)
<b>Pass Attempts</b>	39, Hackenberg, Christian; at Michigan State (11/28) Hackenberg, Christian; Indiana (10/10)
<b>Pass Completions</b>	22, Hackenberg, Christian; at Michigan State (11/28)
<b>Yards Passing</b>	315, Hackenberg, Christian; vs. Maryland (10/24)
<b>TD Passes</b>	3, Hackenberg, Christian; vs. Maryland (10/24) Hackenberg, Christian; San Diego State (9/26)
<b>Long Pass</b>	59, Hackenberg, Christian to Blacknall, Saeed; at Michigan State (11/28)
<b>Receptions</b>	11, Godwin, Chris; at Michigan State (11/28)
<b>Yards Receiving</b>	135, Godwin, Chris; vs. Maryland (10/24)
<b>TD Receptions</b>	2, Godwin, Chris; at Michigan State (11/28)
<b>Long Reception</b>	59, Blacknall, Saeed; at Michigan State (11/28)
<b>Field Goals</b>	3, Davis, Tyler; Michigan (11/21) 3, Julius, Joey; San Diego State (9/26)
<b>Long Field Goal</b>	42, Davis, Tyler; Illinois (10/31)
<b>Punts</b>	9, Pasquariello, Daniel; at Temple (9/5)
<b>Punting Avg</b>	46.7, Pasquariello, Daniel; at Michigan State (11/28)
<b>Long Punt</b>	60, Pasquariello, Daniel; at Northwestern (11/7)
<b>Punts Inside 20</b>	5, Gulla, Chris; Rutgers (9/19)
<b>Long Punt Return</b>	58, Thompkins, DeAndre; Buffalo (9/12)
<b>Long Kickoff Return</b>	58, Scott, Nick; Buffalo (9/12)
<b>Tackles</b>	14, Cabinda, Jason; Army (10/3)
<b>Sacks</b>	3.0, Nassib, Carl; Buffalo (9/12)
<b>Tackles For Loss</b>	3.5, Bell, Brandon; at Northwestern (11/7) 3.5, Nassib, Carl; at Ohio State (10/17)
<b>Interceptions</b>	1, Nine Times Last: Bell, Brandon ; Michigan (11/21)

## OPPONENT INDIVIDUAL

<b>Rushes</b>	29, Thomas, Jahad; Temple (9/5)
<b>Yards Rushing</b>	186, Jackson, Justin; at Northwestern (11/7)
<b>TD Rushes</b>	2, Three Times Last: Barrett, J.T.; Ohio State (10/17)
<b>Long Rush</b>	56, Schurr, A.J.; Army (10/3)
<b>Pass Attempts</b>	42, Laviano, Chris; Rutgers (9/19)
<b>Pass Completions</b>	27, Laviano, Chris; Rutgers (9/19)
<b>Yards Passing</b>	256, Rudock, Jake; Michigan (11/21)
<b>TD Passes</b>	3, Cook, Connor; Michigan State (11/28)
<b>Long Pass</b>	48, Hills, Perry to Culmer, Malcolm; vs. Maryland (10/24)
<b>Receptions</b>	8, Willoughby, Ron; Buffalo (9/12)
<b>Yards Receiving</b>	80, Agudosi, Carlton; Rutgers (9/19) Willoughby, Ron; Buffalo (9/12)
<b>TD Receptions</b>	1, 11 Times Last: Burbridge, Price & Shelton; Michigan State (11/28)
<b>Long Reception</b>	48, Culmer, Malcolm; vs. Maryland (10/24)
<b>Field Goals</b>	3, Craddock, Brad; vs. Maryland (10/24)
<b>Long Field Goal</b>	44, Craddock, Brad; vs. Maryland (10/24)
<b>Punts</b>	12, Frain, Ryan; Illinois (10/31)
<b>Punting Avg</b>	46.9, Starzyk, Alex; Temple (9/5)
<b>Long Punt</b>	60, Starzyk, Alex; Temple (9/5)
<b>Punts Inside 20</b>	5, Nisawnder, Hunter; at Northwestern (11/7)
<b>Long Punt Return</b>	19, Anderson, Robby; Temple (9/5)
<b>Long Kickoff Return</b>	100, Penny, Rashaad; San Diego State (9/26)
<b>Tackles</b>	13, Fehendelem, Clayton, Illinois (10/31) 13, Oliver, Marcus; Indiana (10/10)
<b>Sacks</b>	3.0, Matakevich, Tyler; Temple (9/5)
<b>Tackles For Loss</b>	3.0, Three Times Last: Charlton, Taco; Michigan (11/21)
<b>Interceptions</b>	1, Five Times Last, Cox & Edmondson; Michigan State (11/28)

## PENN STATE TEAM

## PENN STATE TEAM

	Highs	Lows
Rushes	41, Rutgers; 9/19	22, Michigan; 11/21
Yards Rushing	330, Rutgers; 9/19	48, vs. Maryland; 10/24
Yards Per Rush	8.0, Rutgers; 9/19	1.5, vs. Maryland; 10/24
TD Rushes	4, Rutgers; 9/19	0, Four Times (Mich. St.; 11/28)
Pass attempts	47, at Michigan State; 11/28	13, at Ohio State; 10/17
Pass completions	27, at Michigan State; 11/28	7, at Ohio State; 10/17
Yards Passing	315, vs. Maryland; 10/24	103, Buffalo; 9/12
Yards Per Pass	10.5, vs. Maryland; 10/24	4.1, Buffalo; 9/12
TD Passes	3, Three Times (Illinois; 10/31)	0, Rutgers; 9/19 0, Temple; 9/5
Total Plays	72, Twice (Mich. St.; 11/28)	52, Buffalo; 9/12
Total Offense	471, Rutgers; 9/19	180, Buffalo; 9/12
Yards Per Play	7.8, Rutgers; 9/19	3.5, Buffalo; 9/12
Points	39, Illinois; 10/31	10, Twice (at Ohio State; 10/17)
Sacks By	6, at Northwestern; 11/7 6, Buffalo; 9/12	0, at Michigan State; 11/28
First Downs	23, Illinois; 10/31	9, Buffalo; 9/12
Penalties	9, at Northwestern; 11/7	3, Five Times (Michigan; 11/21)
Penalty Yards	80, Rutgers; 9/19	20, Army; 10/3
Turnovers	4, at Michigan State; 11/28	0, Army; 10/3 0, Buffalo; 9/12
Interceptions By	3, vs. Maryland; 10/24	0, Five Times (Michigan; 11/21)
Punts	11, at Northwestern; 11/7	3, Buffalo; 9/12
Punting Avg	46.7, at Michigan State; 11/28	35.9, at Ohio State; 10/17
Long Punt	60, at Northwestern; 11/7	--
Punts inside 20	5, Rutgers; 9/19	0, Buffalo; 9/12
Long Punt Return	58, Buffalo; 9/12	--

## OPPONENT TEAM

## OPPONENT TEAM

	Highs	Lows
Rushes	55, Army; 10/3	27, Illinois; 10/31
Yards Rushing	315, Ohio State; 10/17	37, Illinois; 10/31
Yards Per Rush	5.0, vs. Maryland; 10/24	1.3, Rutgers; 9/19
TD Rushes	3, Three Times (Mich. St; 11/28)	0, Three Times (SDSU; 9/26)
Pass attempts	43, Illinois; 10/31	1, Army; 10/3
Pass completions	27, Rutgers; 9/19	1, Army; 10/3
Yards Passing	256, Michigan; 11/21	32, Army; 10/3
Yards Per Pass	32.0, Army; 10/3	4.9, San Diego State; 9/26
TD Passes	3, at Michigan State; 11/28	0, Four Times (Indiana; 10/10)
Total Plays	79, at Northwestern; 11/7	56, Army; 10/3
Total Offense	466, vs. Maryland; 10/24	234, Indiana; 10/10
Yards Per Play	6.7, at Michigan State; 11/28	2.4, Illinois; 10/31
Points	55, at Michigan State; 11/28	0, Illinois; 10/31
Sacks By	10, Temple; 9/5	0, Buffalo; 9/12 0, Rutgers; 9/19
First Downs	25, Ohio State; 10/17	12, Illinois; 10/31
Penalties	14, Buffalo; 9/12	4, Three Times (at Mich. St.; 11/28)
Penalty Yards	117, Michigan; 11/21	19, at Michigan State; 11/28
Turnovers	5, vs. Maryland; 10/24	0, Ohio State; 10/17
Interceptions By	2, Twice (Mich. St.; 11/28)	0, Six Times (vs. UMD; 10/24)
Punts	12, Illinois; 10/31	2, Twice (at Mich. St.; 11/28)
Punting Avg	46.9, at Temple; 9/5	34.5, vs. Maryland; 10/24
Long Punt	60, at Temple; 9/5	--
Punts inside 20	5, at Northwestern; 11/7	1, Four Times (vs. UMD; 10/24)
Long Punt Return	19, at Temple; 9/5	--



## PARTICIPATION CHART

	at TEM	BUF	RUT	SDSU	ARMY	IND	at OSU	vs UMD	ILL	at NW	MICH	at MSU	vs UGA
Allen, Marcus (11/11)	ST	ST	ST	ST	--	ST	ST	ST	ST	ST	ST	ST	ST
Allen, Mark (7/1)	P	P	P	P	ST	P	--	--	P	--	--	--	--
Apke, Troy (12/1)	P	P	P	P	ST	P	P	P	P	P	P	P	P
Baney, Matthew (6/-)	P	P	P	P	--	P	--	--	P	--	--	--	--
Barkley, Saquon (10/5)	P	P	P	P	--	--	P	ST	ST	ST	ST	ST	ST
Barney, Tarow (12/1)	P	P	P	P	P	P	P	P	P	P	P	P	ST
Beh, Noah (12/-)	P	P	P	P	P	P	P	P	P	P	P	P	P
Bell, Brandon (10/10)	ST	--	ST	ST	--	ST	ST	ST	ST	ST	ST	ST	ST
Bentley, Gordon (1/-)	--	--	--	--	--	--	--	--	P	--	--	--	--
Blacknall, Saeed (12/3)	P	P	P	P	ST	ST	P	P	ST	P	P	P	P
Bowen, Manny (12/-)	P	P	P	P	P	P	P	P	P	P	P	P	P
Breneman, Adam (2/-)	--	--	--	--	--	--	P	--	--	--	--	--	P
Brosnan, Brendan (8/-)	--	--	P	--	P	P	P	P	P	P	P	--	--
Brown, Torrence (12/-)	P	P	P	P	P	P	P	P	P	P	P	P	P
Cabinda, Jason (12/12)	ST	ST	ST	ST	ST	ST	ST	ST	ST	ST	ST	ST	ST
Campbell, Christian (8/-)	P	P	P	P	P	P	P	P	--	--	--	--	--
Carter, Kyle (11/2)	P	P	ST	P	P	P	--	P	P	P	ST	P	P
Cooper, Jake (11/-)	P	P	P	P	P	P	P	P	P	--	P	P	P
Cothran, Curtis (12/-)	P	P	P	P	P	P	P	P	P	P	P	P	P
Cothren, Parker (12/-)	P	P	P	P	P	P	P	P	P	P	P	P	P
Davis, Tyler (6/-)	--	--	--	--	--	P	--	--	P	P	P	P	P
Dowrey, Derek (12/5)	P	ST	ST	ST	ST	P	P	P	P	P	P	P	ST
Dudas, Jordan (11/-)	P	P	P	P	P	P	P	P	P	P	P	P	--
Farmer, Koa (11/-)	P	--	P	P	P	P	P	P	P	P	P	P	P
Gaia, Brian (12/12)	ST	ST	ST	ST	ST	ST	ST	ST	ST	ST	ST	ST	ST
Garrity, Gregg (4/-)	--	--	--	--	--	P	--	--	P	--	P	P	P
Gesicki, Mike (11/8)	ST	ST	P	ST	ST	ST	ST	ST	P	ST	P	--	--
Godwin, Chris (12/10)	P	ST	ST	P	ST	ST	ST	ST	ST	ST	ST	ST	ST
Golden, Malik (12/3)	P	P	P	P	P	P	P	P	P	P	ST	ST	ST
Gulla, Chris (11/-)	P	P	P	P	P	--	P	P	P	P	P	P	P
Hackenberg, Christian (12/12)	ST	ST	ST	ST	ST	ST	ST	ST	ST	ST	ST	ST	ST
Haley, Grant (10/10)	--	--	ST	ST	ST	ST	ST	ST	ST	ST	ST	ST	ST
Hall, Albert (12/-)	P	P	P	P	P	P	P	P	P	P	P	P	P
Hamilton, DaeSean (12/11)	ST	ST	ST	ST	P	ST	ST	ST	ST	ST	ST	ST	ST
Johnson, Austin (12/12)	ST	ST	ST	ST	ST	ST	ST	ST	ST	ST	ST	ST	ST
Johnson, Brandon (11/-)	P	P	P	P	P	P	P	P	P	P	P	--	--
Julius, Joey (10/-)	P	P	P	P	P	P	P	P	P	--	P	--	--
Kiley, Jake (2/-)	--	--	--	--	--	P	--	--	P	--	--	--	--
Kline, Ben (6/-)	--	--	--	--	P	--	--	--	P	P	P	P	P
Laurent, Wendy (10/5)	--	--	P	--	P	ST	P	ST	ST	ST	ST	P	P
Lewis, Geno (12/3)	P	P	P	P	P	P	P	P	ST	P	ST	ST	ST
Liebel, Robby (2/-)	--	--	--	--	P	P	--	--	--	--	--	--	--
Lucas, Jordan (9/9)	ST	ST	ST	--	ST	ST	ST	ST	ST	ST	INJ	INJ	INJ
Lynch, Akeel (10/5)	ST	ST	ST	ST	--	--	ST	P	P	P	P	P	P
Mahon, Brendan (12/10)	ST	ST	ST	ST	ST	ST	ST	P	ST	ST	P	ST	ST
Mangiro, Angelo (11/11)	ST	ST	ST	ST	ST	--	ST	ST	ST	ST	ST	ST	ST
McSorley, Trace (6/-)	--	--	P	--	--	P	--	P	P	--	P	P	P
Nassib, Carl (12/12)	ST	ST	ST	ST	ST	ST	ST	ST	ST	ST	ST	ST	ST
Nelson, Andrew (8/7)	ST	ST	--	--	--	ST	ST	ST	--	P	ST	ST	ST
Oruwariye, Amani (12/-)	P	P	P	P	P	P	P	P	P	P	P	P	P
Palmer, Paris (12/10)	ST	P	ST	ST	ST	ST	ST	ST	ST	ST	ST	P	P
Pancoast, Tom (1/-)	--	--	--	--	--	--	--	--	P	--	--	--	--
Pasquariello, Daniel (10/-)	P	P	--	--	P	P	P	P	P	P	P	P	P
Polk, Brandon (12/3)	ST	P	P	ST	P	P	P	ST/3	P	P	P	P	P
Reeder, Troy (12/11)	P	ST	ST	ST	ST	ST	ST	ST	ST	ST	ST	ST	ST
Reid, John (12/2)	ST	ST	P	P	P	P	P	P	P	P	P	P	P
Reihner, Kevin (12/-)	P	P	P	P	P	P	P	P	P	P	P	P	P
Salomone, Dom (2/-)	--	--	--	--	--	P	--	--	P	--	--	--	--
Schwan, Evan (11/-)	P	P	P	P	--	P	P	P	P	P	P	P	P
Scott, Nick (12/1)	P	P	P	P	P	ST	P	P	P	P	P	P	P
Sickels, Garrett (11/11)	ST	ST	ST	ST	ST	ST	ST	ST	ST	ST	ST	--	--
Smith, Brandon (3/-)	--	--	--	--	--	P	--	--	P	P	--	--	--
Smith, Jordan (6/-)	P	P	P	P	--	P	--	--	P	--	--	--	--
Sorrell, Chance (2/-)	--	--	--	--	--	P	--	--	P	--	--	--	--
Thomas, Johnathan (3/-)	--	--	--	--	--	P	--	--	P	--	--	--	--
Thompkins, DeAndre (12/-)	P	P	P	P	P	P	P	P	P	P	P	P	P
Walker, Von (12/2)	P	ST	P	P	ST	P	P	P	P	P	P	P	P
Wartman-White, Nyeem (1/1)	ST	INJ	INJ	INJ	INJ	INJ	INJ	INJ	INJ	INJ	INJ	INJ	INJ
White, Antoine (10/-)	P	P	P	P	P	P	--	--	P	P	P	P	P
Wilkerson, Brent (12/8)	ST	ST	ST	ST	ST	ST	ST	P	P	ST	P	ST	ST
Williams, Trevor (12/12)	ST	ST	ST	ST	ST	ST	ST	ST	ST	ST	ST	ST	ST
Wooten Jr., Gary (7/-)	P	--	P	P	--	P	P	--	P	--	--	--	P
Worley, Daquan (4/-)	--	--	--	--	P	--	--	--	P	--	P	P	P
Wright, Chasz (9/-)	P	P	P	--	P	P	P	P	--	--	P	P	P
Yazujian, Tyler (12/-)	P	P	P	P	P	P	P	P	P	P	P	P	P
Zanellato, Matt (10/-)	P	P	P	P	--	P	--	P	P	P	P	P	P
Zettel, Anthony (12/12)	ST	ST	ST	ST	ST	ST	ST	ST	ST	ST	ST	ST	ST

KEY: ST - Start | P - Participated | (-) - Non-Participant | INJ - Injured



@PennStateFBall



PSUFBall

2015

PSUUnrivalled.com

GoPSUsports.com



**2015 Penn State Football**  
**Penn State Overall Team Statistics (as of Dec 15, 2015)**  
**All games**

<b>Team Statistics</b>	<b>PSU</b>	<b>OPP</b>
SCORING	284	260
Points Per Game	23.7	21.7
Points Off Turnovers	57	58
FIRST DOWNS	198	217
Rushing	80	99
Passing	93	108
Penalty	25	10
RUSHING YARDAGE	1621	1797
Yards gained rushing	2012	2256
Yards lost rushing	391	459
Rushing Attempts	392	469
Average Per Rush	4.1	3.8
Average Per Game	135.1	149.8
TDs Rushing	15	18
PASSING YARDAGE	2507	2094
Comp-Att-Int	193-362-5	202-350-10
Average Per Pass	6.9	6.0
Average Per Catch	13.0	10.4
Average Per Game	208.9	174.5
TDs Passing	18	12
TOTAL OFFENSE	4128	3891
Total Plays	754	819
Average Per Play	5.5	4.8
Average Per Game	344.0	324.2
KICK RETURNS: #-Yards	40-873	32-791
PUNT RETURNS: #-Yards	31-221	29-154
INT RETURNS: #-Yards	10-123	5-43
KICK RETURN AVERAGE	21.8	24.7
PUNT RETURN AVERAGE	7.1	5.3
INT RETURN AVERAGE	12.3	8.6
FUMBLES-LOST	17-12	34-12
PENALTIES-Yards	61-487	87-729
Average Per Game	40.6	60.8
PUNTS-Yards	75-2963	80-3187
Average Per Punt	39.5	39.8
Net punt average	36.1	36.1
KICKOFFS-Yards	62-3831	53-3203
Average Per Kick	61.8	60.4
Net kick average	39.4	39.2
TIME OF POSSESSION/Game	29:21	30:39
3RD-DOWN Conversions	47/167	66/178
3rd-Down Pct	28%	37%
4TH-DOWN Conversions	8/17	2/12
4th-Down Pct	47%	17%
SACKS BY-Yards	44-326	39-230
MISC YARDS	0	0
TOUCHDOWNS SCORED	34	34
FIELD GOALS-ATTEMPTS	17-20	8-12
ON-SIDE KICKS	0-1	1-1
RED-ZONE SCORES	(39-42) 93%	(31-34) 91%
RED-ZONE TOUCHDOWNS	(23-42) 55%	(25-34) 74%
PAT-ATTEMPTS	(29-33) 88%	(32-34) 94%
ATTENDANCE	698590	355368
Games/Avg Per Game	7/99799	5/71074
Neutral Site Games		0/0

<b>Score by Quarters</b>	<b>1st</b>	<b>2nd</b>	<b>3rd</b>	<b>4th</b>	<b>OT</b>	<b>Total</b>
Penn State	59	100	44	81	0	284
Opponents	34	82	66	78	0	260



**2015 Penn State Football**  
**Penn State Overall Individual Statistics (as of Dec 15, 2015)**  
**All games**

<b>Rushing</b>	<b>gp-gs</b>	<b>att</b>	<b>gain</b>	<b>loss</b>	<b>net</b>	<b>avg</b>	<b>td</b>	<b>lg</b>	<b>avg/g</b>
Barkley, Saquon	10-5	165	1070	63	1007	6.1	7	56	100.7
Lynch, Akeel	10-5	54	294	16	278	5.1	2	75	27.8
Polk, Brandon	12-3	15	160	11	149	9.9	1	33	12.4
Scott, Nick	12-1	29	131	2	129	4.4	1	35	10.8
Allen, Mark	7-1	27	110	12	98	3.6	1	28	14.0
Thomas, Johnathan	3-0	11	46	4	42	3.8	0	11	14.0
Johnson, Brandon	11-0	4	23	0	23	5.8	0	14	2.1
McSorley, Trace	6-0	6	20	8	12	2.0	0	8	2.0
Thompkins, DeAndre	12-0	5	13	1	12	2.4	1	6	1.0
TEAM	6-0	11	1	46	-45	-4.1	0	1	-7.5
Hackenberg, Christian	12-12	65	144	228	-84	-1.3	2	22	-7.0
Total	12	392	2012	391	1621	4.1	15	75	135.1
Opponents	12	469	2256	459	1797	3.8	18	56	149.8

<b>Passing</b>	<b>gp-gs</b>	<b>effic</b>	<b>comp-att-int</b>	<b>pct</b>	<b>yds</b>	<b>td</b>	<b>lg</b>	<b>avg/g</b>
Hackenberg, Christian	12-12	123.83	184-345-5	53.3	2386	16	59	198.8
McSorley, Trace	6-0	73.94	6-13-0	46.2	43	0	12	7.2
Lewis, Geno	12-3	349.40	1-2-0	50.0	32	1	32	2.7
Scott, Nick	12-1	458.20	2-2-0	100.0	46	1	32	3.8
Total	12	125.13	193-362-5	53.3	2507	18	59	208.9
Opponents	12	113.57	202-350-10	57.7	2094	12	48	174.5

<b>Receiving</b>	<b>gp-gs</b>	<b>no.</b>	<b>yds</b>	<b>avg</b>	<b>td</b>	<b>lg</b>	<b>avg/g</b>
Godwin, Chris	12-10	63	968	15.4	5	56	80.7
Hamilton, DaeSean	12-11	40	509	12.7	5	48	42.4
Barkley, Saquon	10-5	15	148	9.9	1	32	14.8
Lewis, Geno	12-3	14	143	10.2	2	27	11.9
Carter, Kyle	11-2	13	132	10.2	0	35	12.0
Gesicki, Mike	11-8	13	125	9.6	1	33	11.4
Blacknall, Saeed	12-3	7	241	34.4	1	59	20.1
Wilkerson, Brent	12-8	6	39	6.5	0	9	3.2
Polk, Brandon	12-3	5	56	11.2	1	39	4.7
Allen, Mark	7-1	4	44	11.0	1	16	6.3
Scott, Nick	12-1	4	43	10.8	0	22	3.6
Lynch, Akeel	10-5	4	8	2.0	0	6	0.8
Thompkins, DeAndre	12-0	3	33	11.0	0	31	2.8
Hackenberg, Christian	12-12	1	14	14.0	1	14	1.2
Garrity, Gregg	4-0	1	4	4.0	0	4	1.0
Total	12	193	2507	13.0	18	59	208.9
Opponents	12	202	2094	10.4	12	48	174.5

<b>Punt Returns</b>	<b>no.</b>	<b>yds</b>	<b>avg</b>	<b>td</b>	<b>lg</b>
Thompkins, DeAndre	23	178	7.7	0	58
Allen, Mark	5	33	6.6	0	14
Garrity, Gregg	2	9	4.5	0	8
Walker, Von	1	1	1.0	0	0
Total	31	221	7.1	0	58
Opponents	29	154	5.3	0	19

<b>Interceptions</b>	<b>no.</b>	<b>yds</b>	<b>avg</b>	<b>td</b>	<b>lg</b>
Reid, John	2	44	22.0	0	44
Haley, Grant	2	0	0.0	0	0
Bell, Brandon	1	25	25.0	0	25
Golden, Malik	1	0	0.0	0	0
Nassib, Carl	1	10	10.0	0	10
Reeder, Troy	1	44	44.0	0	44
Cabinda, Jason	1	0	0.0	0	0
Williams, Trevor	1	0	0.0	0	0
Total	10	123	12.3	0	44
Opponents	5	43	8.6	1	26

<b>Kick Returns</b>	<b>no.</b>	<b>yds</b>	<b>avg</b>	<b>td</b>	<b>lg</b>
Farmer, Koa	18	405	22.5	0	57
Scott, Nick	13	310	23.8	0	58
Polk, Brandon	7	140	20.0	0	30
Cothran, Curtis	1	0	0.0	0	0
Golden, Malik	1	18	18.0	0	18
Total	40	873	21.8	0	58
Opponents	32	791	24.7	2	100

<b>Fumble Returns</b>	<b>no.</b>	<b>yds</b>	<b>avg</b>	<b>td</b>	<b>lg</b>
Allen, Marcus	1	3	3.0	0	3
Sickels, Garrett	1	36	36.0	0	36
Johnson, Austin	1	71	71.0	1	71
Reid, John	1	19	19.0	0	19
Total	4	129	32.2	1	71
Opponents	1	77	77.0	1	77

**2015 Penn State Football**  
**Penn State Overall Individual Statistics (as of Dec 15, 2015)**  
**All games**

Scoring	td	fg	PAT				dxd	saf	pts	Total Offense						
			kick	rush	rcv	pass				g	plays	rush	pass	total	avg/g	
Julius, Joey	-	10-12	20-24	-	-	-	-	-	50	Hackenberg,Christian	12	410	-84	2386	2302	191.8
Barkley, Saquon	8	-	-	-	-	-	-	-	48	Barkley, Saquon	10	165	1007	0	1007	100.7
Hamilton, DaeSean	5	-	-	-	-	-	-	-	30	Lynch, Akeel	10	54	278	0	278	27.8
Davis, Tyler	-	7-7	9-9	-	-	-	-	-	30	Scott, Nick	12	31	129	46	175	14.6
Godwin, Chris	5	-	-	-	-	-	-	-	30	Polk, Brandon	12	15	149	0	149	12.4
Hackenberg,Christian	3	-	-	-	-	0-1	-	-	18	Allen, Mark	7	27	98	0	98	14.0
Lewis, Geno	2	-	-	-	-	-	-	-	12	McSorley, Trace	6	19	12	43	55	9.2
Lynch, Akeel	2	-	-	-	-	-	-	-	12	Thomas, Johnathan	3	11	42	0	42	14.0
Polk, Brandon	2	-	-	-	-	-	-	-	12	Lewis, Geno	12	2	0	32	32	2.7
Allen, Mark	2	-	-	-	-	-	-	-	12	Johnson, Brandon	11	4	23	0	23	2.1
Gesicki, Mike	1	-	-	-	-	-	-	-	6	Thompkins, DeAndre	12	5	12	0	12	1.0
Thompkins, DeAndre	1	-	-	-	-	-	-	-	6	TEAM	6	11	-45	0	-45	-7.5
Johnson, Austin	1	-	-	-	-	-	-	-	6	Total	12	754	1621	2507	4128	344.0
Scott, Nick	1	-	-	-	-	-	-	-	6	Opponents	12	819	1797	2094	3891	324.2
Blacknall, Saeed	1	-	-	-	-	-	-	-	6							
TEAM	-	0-1	-	-	-	-	-	-	0							
Total	34	17-20	29-33	-	-	0-1	-	-	284							
Opponents	34	8-12	32-34	-	-	-	-	-	260							

Field Goals	fg	pct.	01-19	20-29	30-39	40-49	50-99	lg	blk	Punting	no.	yds	avg	lg	tb	fc	i20	50+	blk
Julius, Joey	10-12	83.3	0-0	5-5	3-3	2-4	0-0	40	0	Pasquariello, Daniel	52	2095	40.3	60	3	9	10	9	0
TEAM	0-1	0.0	0-0	0-0	0-0	0-0	0-1	0	1	Gulla, Chris	23	868	37.7	52	2	6	8	3	0
Davis, Tyler	7-7	100.0	2-2	3-3	1-1	1-1	0-0	42	0	Total	75	2963	39.5	60	5	15	18	12	0
										Opponents	80	3187	39.8	60	4	24	28	7	1

FG Sequence	Penn State	Opponents	Kickoffs	no.	yds	avg	tb	ob	retn	net	ydln
Temple	(34)	(40),(30)	Julius, Joey	49	3095	63.2	21	4			
Buffalo	49,(22),(21)	47	Davis, Tyler	10	595	59.5	3	1			
Rutgers	-	(34)	Gulla, Chris	3	141	47.0	0	0			
San Diego State	(40),(24),55,(26)	-	Total	62	3831	61.8	24	5	24.7	39.4	25
Army West Point	(37),(27)	-	Opponents	53	3203	60.4	10	2	21.8	39.2	25
Indiana	(30)	-									
Ohio State	(33)	(39)									
Maryland	(40),45	51,(44),(27),(29)									
Illinois	(42),(28)	-									
Northwestern	-	39,47,(35)									
Michigan	(23),(24),(18)	-									
Michigan State	(19)	-									

Numbers in (parentheses) indicate field goal was made.



**2015 Penn State Football**  
**Penn State Overall Individual Statistics (as of Dec 15, 2015)**  
**All games**

<b>All Purpose</b>	<b>g</b>	<b>rush</b>	<b>rcv</b>	<b>pr</b>	<b>kr</b>	<b>ir</b>	<b>total</b>	<b>avg/g</b>
Barkley, Saquon	10	1007	148	0	0	0	1155	115.5
Godwin, Chris	12	0	968	0	0	0	968	80.7
Hamilton, DaeS	12	0	509	0	0	0	509	42.4
Scott, Nick	12	129	43	0	310	0	482	40.2
Farmer, Koa	11	0	0	0	405	0	405	36.8
Polk, Brandon	12	149	56	0	140	0	345	28.8
Lynch, Akeel	10	278	8	0	0	0	286	28.6
Blacknall, Saeed	12	0	241	0	0	0	241	20.1
Thompkins, DeA	12	12	33	178	0	0	223	18.6
Allen, Mark	7	98	44	33	0	0	175	25.0
Lewis, Geno	12	0	143	0	0	0	143	11.9
Carter, Kyle	11	0	132	0	0	0	132	12.0
Gesicki, Mike	11	0	125	0	0	0	125	11.4
Reeder, Troy	12	0	0	0	0	44	44	3.7
Reid, John	12	0	0	0	0	44	44	3.7
Thomas, Johnat	3	42	0	0	0	0	42	14.0
Wilkerson, Brent	12	0	39	0	0	0	39	3.2
Bell, Brandon	10	0	0	0	0	25	25	2.5
Johnson, Brand	11	23	0	0	0	0	23	2.1
Golden, Malik	12	0	0	0	18	0	18	1.5
Garrity, Gregg	4	0	4	9	0	0	13	3.2
McSorley, Trace	6	12	0	0	0	0	12	2.0
Nassib, Carl	12	0	0	0	0	10	10	0.8
Walker, Von	12	0	0	1	0	0	1	0.1
TEAM	6	-45	0	0	0	0	-45	-7.5
Hackenberg, Chri	12	-84	14	0	0	0	-70	-5.8
<b>Total</b>	<b>12</b>	<b>1621</b>	<b>2507</b>	<b>221</b>	<b>873</b>	<b>123</b>	<b>5345</b>	<b>445.4</b>
<b>Opponents</b>	<b>12</b>	<b>1797</b>	<b>2094</b>	<b>154</b>	<b>791</b>	<b>43</b>	<b>4879</b>	<b>406.6</b>

**2015 Penn State Football**  
**Penn State Overall Defensive Statistics (as of Dec 15, 2015)**  
**All games**

#	Defensive Leaders	gp-gs	Tackles				Sacks no-yds	Pass defense			Fumbles		blkd	
			ua	a	tot	tfl/yds		int-yds	brup	qbh	rcv-yds	ff	kick	saf
40	Cabinda, Jason	12-12	36	56	92	4.0-35	2.5-33	1-0	5	.	.	1	.	.
2	Allen, Marcus	11-11	40	35	75	3.5-12	1.0-9	.	2	.	1-3	1	.	.
99	Johnson, Austin	12-12	26	44	70	13.0-62	5.5-44	.	2	.	1-71	1	.	.
42	Reeder, Troy	12-11	42	25	67	5.5-14	.	1-44	1	.	.	.	.	.
9	Lucas, Jordan	9-9	34	22	56	2.5-12	1.0-7	.	3	.	.	1	.	.
11	Bell, Brandon	10-10	28	26	54	11.5-50	5.5-33	1-25	.	3	1-0	3	.	.
95	Nassib, Carl	12-12	31	15	46	19.5-120	15.5-107	1-10	1	.	.	6	.	.
98	Zettel, Anthony	12-12	19	24	43	10.0-41	3.0-22	.	5	.	1-0	1	.	.
15	Haley, Grant	10-10	21	14	35	1.0-5	.	2-0	7	1	.	1	.	.
6	Golden, Malik	12-3	14	20	34	.	.	1-0	1	.	.	.	.	.
90	Sickels, Garrett	11-11	12	19	31	4.5-25	3.0-19	.	1	1	2-36	1	.	.
10	Williams, Trevor	12-12	21	10	31	3.0-5	.	1-0	3	.	.	.	.	.
29	Reid, John	12-2	17	10	27	1.0-2	.	2-44	3	.	1-19	1	.	.
28	Apke, Troy	12-1	14	11	25	.	.	.	1	.	.	1	.	.
94	Schwan, Evan	11-0	8	13	21	0.5-0	.	.	1	.	.	.	.	.
43	Bowen, Manny	12-0	12	6	18	0.5-2	.	.	.	.	1-0	1	.	.
52	Cothran, Curtis	12-0	5	11	16	4.0-31	2.5-27	.	.	.	.	.	.	.
1	Campbell, Christian	8-0	6	10	16	1.0-2	.	.	2	.	.	.	.	.
9	White, Antoine	10-0	4	8	12	1.5-6	1.0-5	.	.	.	.	.	.	.
4C	Cothren, Parker	12-0	4	8	12	0.5-2	0.5-2	.	1	.	.	.	.	.
1B	Brown, Torrence	12-0	5	6	11	5.5-14	1.5-4	.	.	.	1-0	.	.	.
25	Walker, Von	12-2	6	3	9	.	.	.	.	.	1-0	.	1	.
91	Barney, Tarow	12-1	2	6	8	1.0-5	0.5-3	.	.	.	1-0	.	.	.
33	Cooper, Jake	11-0	6	2	8	2.0-14	1.0-11	.	1	.	.	.	.	.
24	Scott, Nick	12-1	5	3	8	.	.	.	.	.	.	.	.	.
8	Wooten Jr., Gary	7-0	3	4	7	1.0-2	.	.	.	.	.	.	.	.
20	Dudas, Jordan	11-0	5	2	7	.	.	.	.	.	.	.	.	.
21	Oruwariye, Amani	12-0	1	4	5	.	.	.	1	.	.	.	.	.
1S	Smith, Jordan	6-0	1	3	4	0.5-1	.	.	.	.	.	.	.	.
12	Godwin, Chris	12-10	2	1	3	.	.	.	.	.	1-0	.	.	.
5	Wartman-White, Nye	1-1	2	.	2	.	.	.	.	.	.	.	.	.
37	Gulla, Chris	11-0	1	1	2	.	.	.	.	.	.	.	.	.
80	Zanellato, Matt	10-0	1	1	2	.	.	.	.	.	.	.	.	.
9J	Julius, Joey	10-0	2	.	2	.	.	.	.	.	.	.	.	.
44	Yazujian, Tyler	12-0	.	1	1	.	.	.	.	.	.	.	.	.
7	Lewis, Geno	12-3	.	1	1	.	.	.	.	.	.	.	.	.
92	Pasquariello, Daniel	10-0	1	.	1	.	.	.	.	.	.	.	.	.
47	Smith, Brandon	3-0	.	1	1	.	.	.	.	.	.	.	.	.
Total		12	437	426	863	97-462	44-326	10-123	41	5	12-129	19	1	.
Opponents		12	440	282	722	88-350	39-230	5-43	48	10	12-77	8	3	.