



Contact: Brian Snow, SID
 (914) 337-9300 x 2454
 brian.snow@concordia-ny.edu
<http://www.eivavolleyball.com/>

For Immediate Release: February 5, 2018


















EASTERN INTERCOLLEGIATE VOLLEYBALL ASSOCIATION WEEKLY REPORT

EIVA Standings (as of Feb. 5, 2018)		CONFERENCE						OVERALL						
		W	L	PCT	HOME	AWAY	NEUT	W	L	PCT	HOME	AWAY	NEUT	STREAK
1.	Harvard	1	0	1.000	0-0	1-0	0-0	1	3	.250	0-1	1-2	0-0	L1
2.	Charleston (W.Va.)	0	0	.000	0-0	0-0	0-0	4	1	.800	2-1	0-0	2-0	W1
3.	#9 Penn State	0	0	.000	0-0	0-0	0-0	5	2	.714	4-0	0-2	1-0	W2
4.	Saint Francis (Pa.)	0	0	.000	0-0	0-0	0-0	5	7	.417	3-2	1-3	1-2	L2
5.	George Mason	0	0	.000	0-0	0-0	0-0	3	6	.333	3-4	0-2	0-0	L1
6.	NJIT	0	0	.000	0-0	0-0	0-0	2	7	.222	2-2	0-3	0-2	W2
7.	Princeton	0	0	.000	0-0	0-0	0-0	1	7	.125	0-1	0-4	1-2	L5
8.	Sacred Heart	0	1	.000	0-1	0-0	0-0	1	4	.200	1-2	0-2	0-0	W1



























LEAGUE NOTES:

- EIVA members went 5-8 during the week as Penn State picked up a pair of wins while Charleston (W. Va.), NJIT, and Sacred Heart each secured lone victories.
- Charleston (W.Va.) suffered their first defeat of the season with a 3-0 loss at home to Ohio State while Penn State handed Fort Wayne their first loss of the season on Saturday with a 3-1 victory.
- There will be three EIVA matches this week as Princeton visits Charleston (W. Va.) for a pair of matches while Penn State will travel to Saint Francis (Pa.).
- Harvard participates in the International Volleyball Hall of Fame Morgan Classic this week to face SUNY New Paltz then either Stevenson or Springfield.

THIS WEEK'S SCHEDULE

Wed., Feb. 07	 Lasell	 Sacred Heart	7:00 PM EST
Thu., Feb. 08	 Long Beach Ivy League Network	 Harvard	7:00 PM EST
Fri., Feb. 09	 Princeton *	 Charleston (W.V.)	7:00 PM EST
	 Barton	 George Mason	7:00 PM EST
	 Harvard Morgan Classic @ Springfield College	 SUNY New Paltz	8:00 PM EST
Sat., Feb. 10	 Harvard Morgan Classic @ Springfield College	TBD	TBA
	 Long Beach	 George Mason	7:00 PM EST
	 Penn State *	 Saint Francis (Pa.)	7:00 PM EST
	 Princeton *	 Charleston (W.V.)	7:30 PM EST

LAST WEEK'S RESULTS

Mon., Jan. 29	 Springfield	3	 Harvard	2	Final
Wed., Jan. 31	 Princeton	0	 UC-San Diego	3	Final
FEBRUARY					
Thu., Feb. 01	 Princeton	0	 UCLA	3	Final
Fri., Feb. 02	 Ohio State	3	 Charleston (WV.)	0	Final
	 Belmont Abbey	1	 Sacred Heart	3	Final
	 Fort Wayne	3	 Saint Francis (Pa.)	1	Final
Sat., Feb. 03	 Ball State	2	 Penn State	3	Final
	 Queens University (N.C.)	0	 Charleston (WV.)	3	Final
	 Princeton	0	 Pepperdine	3	Final
Fri., Feb. 02	 Fort Wayne	1	 Penn State	3	Final
	 Ohio State	3	 George Mason	0	Final
	 Belmont Abbey	0	 NJIT	3	Final
	 Ball State	3	 Saint Francis (Pa.)	1	Final

OFFENSIVE PLAYER OF THE WEEK

Jalen Penrose – Penn State – 6-8 – MB/Opp – RS-Senior – Cambridge, Mass.

RS-Senior Jalen Penrose has been selected as the EIVA Offensive Player of the Week after recording 31 kills while hitting .234 in a 2-0 week for Penn State. Against Ball State, Penrose recorded 16 kills along with six service aces then followed with 15 kills and hit .333 in a 3-1 victory against #15 Fort Wayne. Defensively he would add six total blocks and 13 digs. Penrose is currently 3rd in the EIVA in service aces (16) and hitting percentage (.302). This is Jalen's first EIVA Offensive Player of the Week selection in 2018.

DEFENSIVE PLAYER OF THE WEEK

Kevin Gear – Penn State – 6-7 – MB – RS-Senior – Rochester, N.Y.

RS-Senior Kevin Gear has been selected as the EIVA Defensive Player of the Week after recording 10 total blocks and four digs for Penn State in a 2-0 week. Gear would record six total blocks and a dig in a 3-2 win for the Nittany Lions against Ball State, then followed with four total blocks and three digs in a 3-1 victory against #15 Fort Wayne. Offensively he added 17 kills and hit .483. Gear is currently 3rd in the EIVA in total blocks (25) and block assists (22). This is Kevin's first EIVA Defensive Player of the Week selection in 2018.

2018 EIVA PLAYERS OF THE WEEK

OFFENSIVE PLAYERS OF THE WEEK

Jan. 8 – Cole Thompson (Saint Francis [Pa.])
Jan. 15 – Luke Braswell (Penn State)
Jan. 22 – Hayden Wagner (George Mason)
Jan. 29 – Jack Heavey (Harvard)
Feb. 5 – Jalen Penrose (Penn State)

DEFENSIVE PLAYERS OF THE WEEK

Jan. 8 – Keith Kegerreis (Saint Francis [Pa.])
Jan. 15 – Brandon Greenway (Charleston [W.Va.])
Jan. 22 – Johnny Gomez (George Mason)
Jan. 29 – Jack Reese (George Mason)
Feb. 5 – Kevin Gear (Penn State)

EIVA TEAM STATISTICAL LEADERS

HITTING PCT:

RK	NAME	M	S	K	K/S	E	TA	PCT	A	A/S	SA	SA/S	DIGS	D/S	BS	BA	TOT	B/S	PTS	PTS/S
1	Penn State	7	28	334	11.93	113	677	.326	315	11.25	44	1.57	195	6.96	9	82	50	1.79	428.0	15.3
2	George Mason	9	32	379	11.84	179	850	.235	354	11.06	41	1.28	252	7.88	12	119	72	2.23	491.5	15.4
3	NJIT	9	29	302	10.41	155	710	.207	283	9.76	48	1.66	220	7.59	10	87	54	1.84	403.5	13.9
4	Charleston (WV)	5	16	194	12.13	96	509	.193	175	10.94	17	1.06	185	11.56	15	54	42	2.63	253.0	15.8
5	Harvard	4	16	171	10.69	85	450	.191	158	9.88	21	1.31	160	10.00	10	57	39	2.41	230.5	14.4
6	Saint Francis (Pa.)	12	41	424	10.34	214	1105	.190	392	9.56	56	1.37	376	9.17	15	128	79	1.93	559.0	13.6
7	Princeton	8	27	269	9.96	140	699	.185	250	9.26	28	1.04	193	7.15	16	63	48	1.76	344.5	12.8
8	Sacred Heart	5	19	172	9.05	103	502	.137	155	8.16	22	1.16	194	10.21	13	79	53	2.76	246.5	13.0

KILLS:

RK	NAME	M	S	K	K/S	E	TA	PCT	A	A/S	SA	SA/S	DIGS	D/S	BS	BA	TOT	B/S	PTS	PTS/S
1	Saint Francis (Pa.)	12	41	424	10.34	214	1105	.190	392	9.56	56	1.37	376	9.17	15	128	79	1.93	559.0	13.6
2	George Mason	9	32	379	11.84	179	850	.235	354	11.06	41	1.28	252	7.88	12	119	72	2.23	491.5	15.4
3	Penn State	7	28	334	11.93	113	677	.326	315	11.25	44	1.57	195	6.96	9	82	50	1.79	428.0	15.3
4	NJIT	9	29	302	10.41	155	710	.207	283	9.76	48	1.66	220	7.59	10	87	54	1.84	403.5	13.9
5	Princeton	8	27	269	9.96	140	699	.185	250	9.26	28	1.04	193	7.15	16	63	48	1.76	344.5	12.8
6	Charleston (WV)	5	16	194	12.13	96	509	.193	175	10.94	17	1.06	185	11.56	15	54	42	2.63	253.0	15.8
7	Sacred Heart	5	19	172	9.05	103	502	.137	155	8.16	22	1.16	194	10.21	13	79	53	2.76	246.5	13.0
8	Harvard	4	16	171	10.69	85	450	.191	158	9.88	21	1.31	160	10.00	10	57	39	2.41	230.5	14.4

ASSISTS:

RK	NAME	M	S	K	K/S	E	TA	PCT	A	A/S	SA	SA/S	DIGS	D/S	BS	BA	TOT	B/S	PTS	PTS/S
1	Saint Francis (Pa.)	12	41	424	10.34	214	1105	.190	392	9.56	56	1.37	376	9.17	15	128	79	1.93	559.0	13.6
2	George Mason	9	32	379	11.84	179	850	.235	354	11.06	41	1.28	252	7.88	12	119	72	2.23	491.5	15.4
3	Penn State	7	28	334	11.93	113	677	.326	315	11.25	44	1.57	195	6.96	9	82	50	1.79	428.0	15.3
4	NJIT	9	29	302	10.41	155	710	.207	283	9.76	48	1.66	220	7.59	10	87	54	1.84	403.5	13.9
5	Princeton	8	27	269	9.96	140	699	.185	250	9.26	28	1.04	193	7.15	16	63	48	1.76	344.5	12.8
6	Charleston (WV)	5	16	194	12.13	96	509	.193	175	10.94	17	1.06	185	11.56	15	54	42	2.63	253.0	15.8
7	Harvard	4	16	171	10.69	85	450	.191	158	9.88	21	1.31	160	10.00	10	57	39	2.41	230.5	14.4
8	Sacred Heart	5	19	172	9.05	103	502	.137	155	8.16	22	1.16	194	10.21	13	79	53	2.76	246.5	13.0

EIVA TEAM STATISTICAL LEADERS

DIGS:

RK	NAME	M	S	K	K/S	E	TA	PCT	A	A/S	SA	SA/S	DIGS	D/S	BS	BA	TOT	B/S	PTS	PTS/S
1	Saint Francis (Pa.)	12	41	424	10.34	214	1105	.190	392	9.56	56	1.37	376	9.17	15	128	79	1.93	559.0	13.6
2	George Mason	9	32	379	11.84	179	850	.235	354	11.06	41	1.28	252	7.88	12	119	72	2.23	491.5	15.4
3	NJIT	9	29	302	10.41	155	710	.207	283	9.76	48	1.66	220	7.59	10	87	54	1.84	403.5	13.9
4	Penn State	7	28	334	11.93	113	677	.326	315	11.25	44	1.57	195	6.96	9	82	50	1.79	428.0	15.3
5	Sacred Heart	5	19	172	9.05	103	502	.137	155	8.16	22	1.16	194	10.21	13	79	53	2.76	246.5	13.0
6	Princeton	8	27	269	9.96	140	699	.185	250	9.26	28	1.04	193	7.15	16	63	48	1.76	344.5	12.8
7	Charleston (WV)	5	16	194	12.13	96	509	.193	175	10.94	17	1.06	185	11.56	15	54	42	2.63	253.0	15.8
8	Harvard	4	16	171	10.69	85	450	.191	158	9.88	21	1.31	160	10.00	10	57	39	2.41	230.5	14.4

TOTAL BLOCKS:

RK	NAME	M	S	K	K/S	E	TA	PCT	A	A/S	SA	SA/S	DIGS	D/S	BS	BA	TOT	B/S	PTS	PTS/S
1	Saint Francis (Pa.)	12	41	424	10.34	214	1105	.190	392	9.56	56	1.37	376	9.17	15	128	79	1.93	559.0	13.6
2	George Mason	9	32	379	11.84	179	850	.235	354	11.06	41	1.28	252	7.88	12	119	72	2.23	491.5	15.4
3	NJIT	9	29	302	10.41	155	710	.207	283	9.76	48	1.66	220	7.59	10	87	54	1.84	403.5	13.9
4	Sacred Heart	5	19	172	9.05	103	502	.137	155	8.16	22	1.16	194	10.21	13	79	53	2.76	246.5	13.0
5	Penn State	7	28	334	11.93	113	677	.326	315	11.25	44	1.57	195	6.96	9	82	50	1.79	428.0	15.3
6	Princeton	8	27	269	9.96	140	699	.185	250	9.26	28	1.04	193	7.15	16	63	48	1.76	344.5	12.8
7	Charleston (WV)	5	16	194	12.13	96	509	.193	175	10.94	17	1.06	185	11.56	15	54	42	2.63	253.0	15.8
8	Harvard	4	16	171	10.69	85	450	.191	158	9.88	21	1.31	160	10.00	10	57	39	2.41	230.5	14.4

SERVICE ACES:

RK	NAME	M	S	K	K/S	E	TA	PCT	A	A/S	SA	SA/S	DIGS	D/S	BS	BA	TOT	B/S	PTS	PTS/S
1	Saint Francis (Pa.)	12	41	424	10.34	214	1105	.190	392	9.56	56	1.37	376	9.17	15	128	79	1.93	559.0	13.6
2	NJIT	9	29	302	10.41	155	710	.207	283	9.76	48	1.66	220	7.59	10	87	54	1.84	403.5	13.9
3	Penn State	7	28	334	11.93	113	677	.326	315	11.25	44	1.57	195	6.96	9	82	50	1.79	428.0	15.3
4	George Mason	9	32	379	11.84	179	850	.235	354	11.06	41	1.28	252	7.88	12	119	72	2.23	491.5	15.4
5	Princeton	8	27	269	9.96	140	699	.185	250	9.26	28	1.04	193	7.15	16	63	48	1.76	344.5	12.8
6	Sacred Heart	5	19	172	9.05	103	502	.137	155	8.16	22	1.16	194	10.21	13	79	53	2.76	246.5	13.0
7	Harvard	4	16	171	10.69	85	450	.191	158	9.88	21	1.31	160	10.00	10	57	39	2.41	230.5	14.4
8	Charleston (WV)	5	16	194	12.13	96	509	.193	175	10.94	17	1.06	185	11.56	15	54	42	2.63	253.0	15.8

EIVA INDIVIDUAL STATISTICAL LEADERS

HITTING PCT:

(Played in 60% of team games and 3.3 total attacks per set)

RK	NAME		M	S	K	K/S	E	TA	PCT	A	A/S	SA	SA/S	DIGS	D/S	BS	BA	TOT	B/S	PTS	PTS/S
1	A Roberts	Charleston (WV)	5	16	25	1.56	8	53	.321	2	0.13	1	0.06	7	0.44	1	18	19	1.19	36.0	2.3
2	A Albrecht	Penn State	7	26	70	2.69	25	144	.313	5	0.19	10	0.38	33	1.27	0	6	6	0.23	83.0	3.2
3	J Penrose	Penn State	7	27	70	2.59	31	129	.302	2	0.07	16	0.59	17	0.63	0	15	15	0.56	93.5	3.5
4	M McLaren	Penn State	7	28	64	2.29	22	139	.302	5	0.18	9	0.32	38	1.36	1	9	10	0.36	78.5	2.8
5	J Heavey	Harvard	3	8	16	2.00	6	34	.294	0	0.00	4	0.50	14	1.75	0	6	6	0.75	23.0	2.9
6	B Greenway	Charleston (WV)	5	16	35	2.19	13	86	.256	40	2.50	3	0.19	38	2.38	4	10	14	0.88	47.0	2.9
7	C Malias	George Mason	7	23	76	3.30	35	165	.248	3	0.13	8	0.35	30	1.30	4	16	20	0.87	96.0	4.2
8	M Senica	Charleston (WV)	5	16	48	3.00	18	125	.240	2	0.13	0	0.00	37	2.31	4	3	7	0.44	53.5	3.3
9	M Kostich	Harvard	4	16	26	1.63	11	66	.227	87	5.44	8	0.50	29	1.81	3	5	8	0.50	39.5	2.5
10	H Wagner	George Mason	9	21	70	3.33	35	158	.222	0	0.00	9	0.43	17	0.81	2	10	12	0.57	86.0	4.1

KILLS:

RK	NAME		M	S	K	K/S	E	TA	PCT	A	A/S	SA	SA/S	DIGS	D/S	BS	BA	TOT	B/S	PTS	PTS/S
1	S Braswell	Saint Francis (Pa.)	12	41	112	2.73	56	321	.174	7	0.17	23	0.56	79	1.93	0	14	14	0.34	142.0	3.5
2	B Buck	Saint Francis (Pa.)	11	38	100	2.63	48	271	.192	2	0.05	11	0.29	46	1.21	0	15	15	0.39	118.5	3.1
3	C Thompson	Saint Francis (Pa.)	11	37	96	2.59	63	246	.134	8	0.22	7	0.19	52	1.41	1	14	15	0.41	111.0	3.0
4	A Gimeno	NJIT	9	29	90	3.10	43	214	.220	1	0.03	17	0.59	31	1.07	0	13	13	0.45	113.5	3.9
5	G Huhmann	Princeton	8	27	80	2.96	42	196	.194	4	0.15	7	0.26	22	0.81	7	14	21	0.78	101.0	3.7
6	C Malias	George Mason	7	23	76	3.30	35	165	.248	3	0.13	8	0.35	30	1.30	4	16	20	0.87	96.0	4.2
7	A Albrecht	Penn State	7	26	70	2.69	25	144	.313	5	0.19	10	0.38	33	1.27	0	6	6	0.23	83.0	3.2
7	J Penrose	Penn State	7	27	70	2.59	31	129	.302	2	0.07	16	0.59	17	0.63	0	15	15	0.56	93.5	3.5
7	H Wagner	George Mason	9	21	70	3.33	35	158	.222	0	0.00	9	0.43	17	0.81	2	10	12	0.57	86.0	4.1
10	G Luck	Princeton	8	27	64	2.37	28	163	.221	2	0.07	3	0.11	30	1.11	3	10	13	0.48	75.0	2.8
10	M McLaren	Penn State	7	28	64	2.29	22	139	.302	5	0.18	9	0.32	38	1.36	1	9	10	0.36	78.5	2.8

KILLS PER SET:

(Played in 60% of team games)

RK	NAME		M	S	K	K/S	E	TA	PCT	A	A/S	SA	SA/S	DIGS	D/S	BS	BA	TOT	B/S	PTS	PTS/S
1	H Wagner	George Mason	9	21	70	3.33	35	158	.222	0	0.00	9	0.43	17	0.81	2	10	12	0.57	86.0	4.1
2	C Malias	George Mason	7	23	76	3.30	35	165	.248	3	0.13	8	0.35	30	1.30	4	16	20	0.87	96.0	4.2
3	A Gimeno	NJIT	9	29	90	3.10	43	214	.220	1	0.03	17	0.59	31	1.07	0	13	13	0.45	113.5	3.9
4	M Senica	Charleston (WV)	5	16	48	3.00	18	125	.240	2	0.13	0	0.00	37	2.31	4	3	7	0.44	53.5	3.3
5	G Huhmann	Princeton	8	27	80	2.96	42	196	.194	4	0.15	7	0.26	22	0.81	7	14	21	0.78	101.0	3.7
6	P Namiotko	NJIT	8	22	61	2.77	40	139	.151	2	0.09	3	0.14	24	1.09	0	7	7	0.32	67.5	3.1
7	S Braswell	Saint Francis (Pa.)	12	41	112	2.73	56	321	.174	7	0.17	23	0.56	79	1.93	0	14	14	0.34	142.0	3.5
8	A Albrecht	Penn State	7	26	70	2.69	25	144	.313	5	0.19	10	0.38	33	1.27	0	6	6	0.23	83.0	3.2
9	E Waumans	Sacred Heart	5	18	48	2.67	24	125	.192	0	0.00	4	0.22	25	1.39	1	14	15	0.83	60.0	3.3
10	B Buck	Saint Francis (Pa.)	11	38	100	2.63	48	271	.192	2	0.05	11	0.29	46	1.21	0	15	15	0.39	118.5	3.1

EIVA INDIVIDUAL STATISTICAL LEADERS

DIGS:

RK	NAME		M	S	K	K/S	E	TA	PCT	A	A/S	SA	SA/S	DIGS	D/S	BS	BA	TOT	B/S	PTS	PTS/S
1	J Gomez	George Mason	9	31	2	0.06	0	4	.500	18	0.58	0	0.00	80	2.58	0	0	0	0.00	2.0	0.1
2	S Braswell	Saint Francis (Pa.)	12	41	112	2.73	56	321	.174	7	0.17	23	0.56	79	1.93	0	14	14	0.34	142.0	3.5
3	R Alu	Saint Francis (Pa.)	10	32	0	0.00	0	0	-	14	0.44	0	0.00	72	2.25	0	0	0	0.00	0.0	0.0
4	J Ayzenberg	Sacred Heart	5	19	0	0.00	0	2	.000	17	0.89	0	0.00	65	3.42	0	0	0	0.00	0.0	0.0
5	J Koszelak	Saint Francis (Pa.)	11	35	10	0.29	1	21	.429	277	7.91	4	0.11	64	1.83	0	17	17	0.49	22.5	0.6
6	S Heckman	NJIT	9	29	0	0.00	0	0	-	14	0.48	0	0.00	54	1.86	0	0	0	0.00	0.0	0.0
7	C Thompson	Saint Francis (Pa.)	11	37	96	2.59	63	246	.134	8	0.22	7	0.19	52	1.41	1	14	15	0.41	111.0	3.0
8	B Buck	Saint Francis (Pa.)	11	38	100	2.63	48	271	.192	2	0.05	11	0.29	46	1.21	0	15	15	0.39	118.5	3.1
9	R Clemens	Penn State	7	28	0	0.00	0	0	-	18	0.64	0	0.00	43	1.54	0	0	0	0.00	0.0	0.0
10	C Howard	Harvard	4	16	0	0.00	0	0	-	3	0.19	0	0.00	39	2.44	0	0	0	0.00	0.0	0.0

DIGS PER SET: (Played in 60% of team games)

RK	NAME		M	S	K	K/S	E	TA	PCT	A	A/S	SA	SA/S	DIGS	D/S	BS	BA	TOT	B/S	PTS	PTS/S
1	J Ayzenberg	Sacred Heart	5	19	0	0.00	0	2	.000	17	0.89	0	0.00	65	3.42	0	0	0	0.00	0.0	0.0
2	T Lee	Sacred Heart	5	11	0	0.00	0	6	.000	67	6.09	1	0.09	30	2.73	0	2	2	0.18	2.0	0.2
3	J Gomez	George Mason	9	31	2	0.06	0	4	.500	18	0.58	0	0.00	80	2.58	0	0	0	0.00	2.0	0.1
4	C Howard	Harvard	4	16	0	0.00	0	0	-	3	0.19	0	0.00	39	2.44	0	0	0	0.00	0.0	0.0
5	B Greenway	Charleston (WV.)	5	16	35	2.19	13	86	.256	40	2.50	3	0.19	38	2.38	4	10	14	0.88	47.0	2.9
6	M Senica	Charleston (WV.)	5	16	48	3.00	18	125	.240	2	0.13	0	0.00	37	2.31	4	3	7	0.44	53.5	3.3
7	R Alu	Saint Francis (Pa.)	10	32	0	0.00	0	0	-	14	0.44	0	0.00	72	2.25	0	0	0	0.00	0.0	0.0
7	M Ctvtlik	Harvard	4	16	28	1.75	13	79	.190	66	4.13	3	0.19	36	2.25	2	7	9	0.56	36.5	2.3
9	S Braswell	Saint Francis (Pa.)	12	41	112	2.73	56	321	.174	7	0.17	23	0.56	79	1.93	0	14	14	0.34	142.0	3.5
10	A Rivera	Charleston (WV.)	4	13	12	0.92	8	27	.148	122	9.38	2	0.15	25	1.92	3	5	8	0.62	19.5	1.5

BLOCKS PER SET: (Played in 60% of team games)

RK	NAME		M	S	K	K/S	E	TA	PCT	A	A/S	SA	SA/S	DIGS	D/S	BS	BA	TOT	B/S	PTS	PTS/S
1	J Reese	George Mason	9	32	51	1.59	13	97	.392	2	0.06	2	0.06	12	0.38	2	36	38	1.19	73.0	2.3
1	A Roberts	Charleston (WV.)	5	16	25	1.56	8	53	.321	2	0.13	1	0.06	7	0.44	1	18	19	1.19	36.0	2.3
3	T Bloomquist	Sacred Heart	5	18	23	1.28	6	56	.304	2	0.11	0	0.00	7	0.39	4	16	20	1.11	35.0	1.9
4	R Chatterton	Sacred Heart	5	18	22	1.22	15	65	.108	1	0.06	6	0.33	7	0.39	1	18	19	1.06	38.0	2.1
5	T Dow	Harvard	4	16	21	1.31	15	54	.111	0	0.00	2	0.13	1	0.06	3	13	16	1.00	32.5	2.0
5	H Herc	Saint Francis (Pa.)	9	25	18	0.72	7	40	.275	0	0.00	2	0.08	6	0.24	5	20	25	1.00	35.0	1.4
7	K Kegerreis	Saint Francis (Pa.)	12	41	45	1.10	12	101	.327	2	0.05	4	0.10	10	0.24	7	33	40	0.98	72.5	1.8
8	L Berger	NJIT	7	22	25	1.14	10	52	.288	0	0.00	2	0.09	4	0.18	3	17	20	0.91	38.5	1.8
9	K Gear	Penn State	7	28	45	1.61	12	89	.371	1	0.04	0	0.00	7	0.25	3	22	25	0.89	59.0	2.1
10	S Tischler	Sacred Heart	5	17	29	1.71	20	84	.107	5	0.29	3	0.18	16	0.94	3	12	15	0.88	41.0	2.4

EIVA INDIVIDUAL STATISTICAL LEADERS

SERVICE ACES PER SET: (Played in 60% of team games)

RK	NAME		M	S	K	K/S	E	TA	PCT	A	A/S	SA	SA/S	DIGS	D/S	BS	BA	TOT	B/S	PTS	PTS/S
1	J Penrose	Penn State	7	27	70	2.59	31	129	.302	2	0.07	16	0.59	17	0.63	0	15	15	0.56	93.5	3.5
2	A Gimeno	NJIT	9	29	90	3.10	43	214	.220	1	0.03	17	0.59	31	1.07	0	13	13	0.45	113.5	3.9
3	R Kowalski	NJIT	6	14	36	2.57	21	93	.161	3	0.21	8	0.57	26	1.86	1	7	8	0.57	48.5	3.5
4	S Braswell	Saint Francis (Pa.)	12	41	112	2.73	56	321	.174	7	0.17	23	0.56	79	1.93	0	14	14	0.34	142.0	3.5
5	J Heavey	Harvard	3	8	16	2.00	6	34	.294	0	0.00	4	0.50	14	1.75	0	6	6	0.75	23.0	2.9
5	M Kostich	Harvard	4	16	26	1.63	11	66	.227	87	5.44	8	0.50	29	1.81	3	5	8	0.50	39.5	2.5
7	H Wagner	George Mason	9	21	70	3.33	35	158	.222	0	0.00	9	0.43	17	0.81	2	10	12	0.57	86.0	4.1
8	A Albrecht	Penn State	7	26	70	2.69	25	144	.313	5	0.19	10	0.38	33	1.27	0	6	6	0.23	83.0	3.2
9	C Malias	George Mason	7	23	76	3.30	35	165	.248	3	0.13	8	0.35	30	1.30	4	16	20	0.87	96.0	4.2
10	R Chatterton	Sacred Heart	5	18	22	1.22	15	65	.108	1	0.06	6	0.33	7	0.39	1	18	19	1.06	38.0	2.1
10	R Moxey	Charleston (WV)	3	6	7	1.17	13	53	-.113	3	0.50	2	0.33	11	1.83	0	1	1	0.17	9.5	1.6

ASSISTS PER SET: (Played in 60% of team games)

RK	NAME		M	S	K	K/S	E	TA	PCT	A	A/S	SA	SA/S	DIGS	D/S	BS	BA	TOT	B/S	PTS	PTS/S
1	L Braswell	Penn State	7	28	10	0.36	0	18	.556	279	9.96	3	0.11	29	1.04	2	10	12	0.43	20.0	0.7
2	A Rivera	Charleston (WV)	4	13	12	0.92	8	27	.148	122	9.38	2	0.15	25	1.92	3	5	8	0.62	19.5	1.5
3	J Kelly	Princeton	8	27	3	0.11	2	9	.111	226	8.37	2	0.07	35	1.30	1	9	10	0.37	10.5	0.4
4	R Whitaker	NJIT	9	27	4	0.15	1	9	.333	216	8.00	5	0.19	36	1.33	0	8	8	0.30	13.0	0.5
5	J Koszelak	Saint Francis (Pa.)	11	35	10	0.29	1	21	.429	277	7.91	4	0.11	64	1.83	0	17	17	0.49	22.5	0.6
6	B Negron	George Mason	8	27	28	1.04	13	63	.238	211	7.81	4	0.15	30	1.11	0	16	16	0.59	40.0	1.5
7	T Lee	Sacred Heart	5	11	0	0.00	0	6	.000	67	6.09	1	0.09	30	2.73	0	2	2	0.18	2.0	0.2
8	M Kostich	Harvard	4	16	26	1.63	11	66	.227	87	5.44	8	0.50	29	1.81	3	5	8	0.50	39.5	2.5
9	M Ctvrtlik	Harvard	4	16	28	1.75	13	79	.190	66	4.13	3	0.19	36	2.25	2	7	9	0.56	36.5	2.3
10	L Velez	George Mason	7	17	1	0.06	1	3	.000	68	4.00	2	0.12	5	0.29	0	4	4	0.24	5.0	0.3

AVCA DI-II TOP-15 COACHES' POLL – February 5, 2018

Rank	School (First-Place Votes)	Total Points	2018 Record	Previous Rank
1	Long Beach State (23)	373	10-0	1
2	UCLA (2)	350	10-1	2
3	Hawai'i	323	8-1	3
4	UC Irvine	292	11-2	4
5	Ohio State	286	7-2	5
6	Loyola-Chicago	243	7-2	7
7	BYU	212	6-4	6
8	Lewis	197	6-3	8
9	Penn State	173	5-2	9
10	Grand Canyon	133	10-2	10
11	Pepperdine	124	4-2	12
12	CSUN	116	6-3	11
13	UC Santa Barbara	87	4-4	14
T-14	Fort Wayne	37	8-1	15
T-14	Southern California	37	3-7	13

Others receiving votes and listed on two or more ballots: Ball State 8; George Mason 5; UC San Diego 4

2018 EIVA PRESEASON COACHES' POLL

Rank	School	Total Points (First-Place Votes)	2017 Record (EIVA)
1	Penn State	64 (8)	21-11 (11-3)
2.	Princeton	54	12-14 (8-6)
3.	George Mason	45	13-14 (6-8)
4	Saint Francis (Pa.)	40	16-15 (10-4)
5	Harvard	29	10-13 (7-7)
6.	NJIT	26	13-13 (6-8)
7.	Sacred Heart	20	15-11 (8-6)
8.	Charleston (W.Va.)	10	12-17 (0-14)