



PENN STATE

LADY LION BASKETBALL

2012 BIG TEN CHAMPIONS

Postseason Media Guide

2012 NCAA Tournament

March 18 & 20

Maravich Assembly Center

Baton Rouge, La.



**2012 BASKETBALL
CHAMPIONSHIP**
DIVISION I WOMEN'S BASKETBALL
FIRST/SECOND ROUNDS
LOUISIANA STATE UNIVERSITY, HOST



CONTENTS

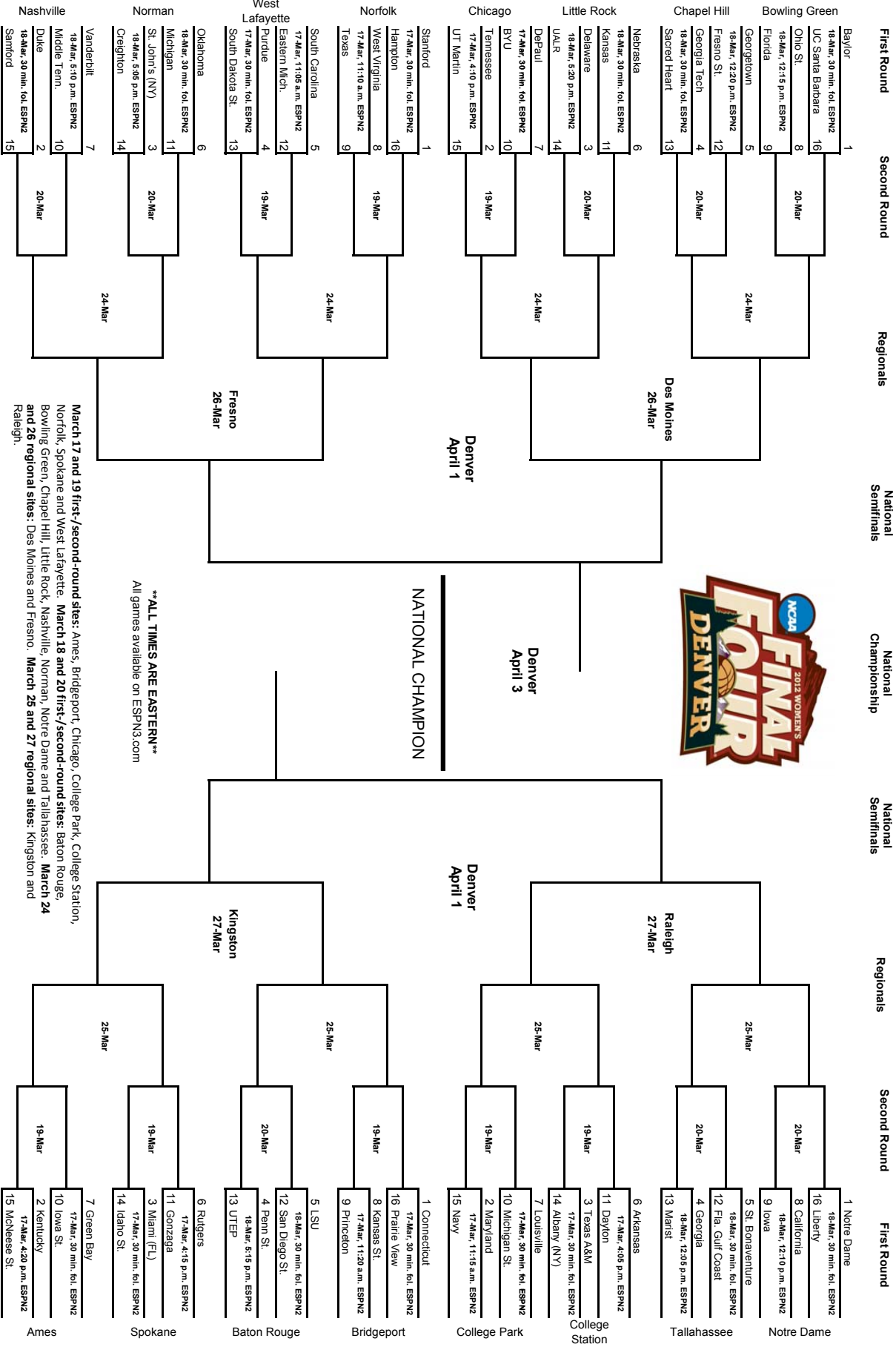
- ▶▶ **NCAA TOURNAMENT PREVIEW
AND INFORMATION**
- ▶▶ **UPDATED NOTES**
- ▶▶ **PLAYER PAGES**
- ▶▶ **STATISTICS**
- ▶▶ **CLIPS**

WOMEN'S BASKETBALL CONTACT

Kristina Petersen
Twitter: @ladylionsid
Website: www.GoPSUSports.com
Email: kap18@psu.edu
Cell: 814-883-4581
Office: 814-865-1757



2012 NCAA[®] Division I Women's BASKETBALL CHAMPIONSHIP



****ALL TIMES ARE EASTERN****
All games available on ESPN3.com

March 17 and 19 first-/second-round sites: Ames, Bridgeport, Chicago, College Park, College Station, Norfolk, Spokane and West Lafayette. **March 18 and 20 first-/second-round sites:** Baton Rouge, Bowling Green, Chapel Hill, Little Rock, Nashville, Norman, Notre Dame and Tallahassee. **March 24 and 26 regional sites:** Des Moines and Fresno. **March 25 and 27 regional sites:** Kingston and Raleigh.

© 2012 National Collegiate Athletic Association. No commercial use without the NCAA's written permission. The NCAA opposes all sports wagering. This bracket should not be used for sweepstakes, contests, office pools or other gambling activities.



POINTS-REBOUNDS-ASSISTS: LADY LION NCAA TOURNAMENT CAREER PERFORMANCES

Opponent	Date	W/L	Bentley	East	Edwards	Gray	Greene	Lucas	Nickson	Studevent	Wolfe
Dayton	3/19/11	W, 75-66	25-0-4	DNP	2-3-2	2-2-1	5-8-2 (B)	12-6-1	14-10-0	DNP	2-1-0
DePaul	3/21/11	L, 73-75	21-0-4	DNP	3-1-0	2-3-1	12-6-1 (B)	7-2-3	8-8-0	DNP	4-3-0
Total		1-1	46-0-8	--	5-4-2	4-5-2	17-14-3 (B)	19-8-4	22-18-0	--	6-4-0

PENN STATE'S NCAA TOURNAMENT CHRONOLOGY

Year	Seed	Region	Qualified	Round	Seed/Opponent	Result	Location
1982	4	Midwest	At-Large	1st	#5 Clemson	W, 96-75	University Park, Pa.
				Regional Semifinal	#1 USC	L, 70-73	Knoxville, Tenn.
1983	none	East	Atlantic 10 Champ	1st	#4 N.C. State	W, 94-80	Raleigh, N.C.
				Regional Semifinal	#1 Cheyney	W, 73-72	University Park, Pa.
				Regional Final	#2 Old Dominion	L, 60-74	University Park, Pa.
1984	8	East	Atlantic 10 Champ	1st	#1 Old Dominion	L, 65-87	Norfolk, Va.
1985	3	East	Atlantic 10 Champ	2nd	#6 North Carolina	W, 98-79	University Park, Pa.
				Regional Semifinal	#2 Ohio State	L, 78-81	Norfolk, Va.
1986	3	East	Atlantic 10 Champ	2nd	#6 N.C. State	W, 63-59	University Park, Pa.
				Regional Semifinal	#2 Rutgers	L, 72-85	Philadelphia, Pa.
1987	5	West	At-Large	2nd	#4 Mississippi	L, 75-80	Oxford, Miss.
1988	9	Midwest	At-Large	1st	#8 LaSalle	W, 86-85	Auburn, Ala.
				2nd	#1 Auburn	L, 66-94	Auburn, Ala.
1990	none	East	Atlantic 10 Champ	1st	#10 Florida State	W, 83-73	Tallahassee, Fla.
				2nd	#2 Virginia	L, 64-85	Charlottesville, Va.
1991	1	East	Atlantic 10 Champ	2nd	#8 James Madison	L, 71-73	University Park, Pa.
1992	3	Midwest	At-Large	Regional Semifinal	#2 Mississippi	L, 72-75	Boulder, Colo.
				2nd	#11 DePaul	W, 77-54	University Park, Pa.
1993	3	East	At-Large	2nd	#6 Georgetown	L, 67-68	University Park, Pa.
1994	1	Midwest	Big Ten Champ	1st	#16 Fordham	W, 94-41	University Park, Pa.
				2nd	#9 Kansas	W, 85-68	University Park, Pa.
				Regional Semifinal	#4 Seton Hall	W, 64-60	Austin, Texas
				Regional Final	#6 Alabama	L, 82-96	Austin, Texas
1995	2	Midwest	Big Ten Champ	1st	#15 Jackson St.	W, 75-62	University Park, Pa.
				2nd	#7 N.C. State	L, 74-76	University Park, Pa.
1996	2	West	Big Ten Champ	1st	#15 Youngstown St.	W, 94-71	University Park, Pa.
				2nd	#10 Kent	W, 86-59	University Park, Pa.
				Regional Semifinal	#6 Auburn	L, 69-75	Seattle, Wash.
1999	8	West	At-Large	1st	#9 Virginia	W, 82-69	Ruston, La.
				2nd	#1 Louisiana Tech	L, 62-79	Ruston, La.
2000	2	Midwest	At-Large	1st	#15 Youngstown St.	W, 83-63	University Park, Pa.
				2nd	#7 Auburn	W, 75-69	University Park, Pa.
				Regional Semifinal	#3 Iowa State	W, 66-65	Kansas City, Mo.
				Regional Final	#1 Louisiana Tech	W, 86-65	Kansas City, Mo.
				Final Four	#1 Connecticut	L, 67-89	Philadelphia, Pa.
2001	6	East	At-Large	1st	#11 Texas Christian	L, 75-77	Ruston, La.
2002	4	Midwest	At-Large	1st	#13 Chattanooga	W, 82-67	University Park, Pa.
				2nd	#5 Florida International	W, 96-79	University Park, Pa.
				Regional Semifinal	#1 Connecticut	L, 64-82	Milwaukee, Wis.
2003	4	Midwest	At-Large	1st	#13 Holy Cross	W, 64-33	University Park, Pa.
				2nd	#5 South Carolina	W, 77-67	University Park, Pa.
				Regional Semifinal	#1 Tennessee	L, 58-86	Knoxville, Tenn.
2004	1	East	At-Large	1st	#16 Hampton	W, 79-42	Blacksburg, Va.
				2nd	#8 Virginia Tech	W, 61-48	Blacksburg, Va.
				Regional Semifinal	#5 Notre Dame	W, 55-49	Hartford, Conn.
				Regional Final	#2 Connecticut	L, 49-66	Hartford, Conn.
2005	4	Chattanooga	At-Large	1st	#13 Liberty	L, 70-78	College Park, Md.
2011	6	Philadelphia	At-Large	1st	#11 Dayton	W, 75-66	University Park, Pa.
				2nd	#3 DePaul	L, 73-75	University Park, Pa.

PENN STATE'S NCAA RECORD BY ROUND

NCAA 1st Round Record:	13-3	NCAA Regional Semifinal:	4-7	NCAA Final Four:	0-1
NCAA 2nd Round Record:	9-8	NCAA Regional Final:	1-3	Record Breakdown	27-22



PENN STATE NCAA TOURNAMENT RECORDS

INDIVIDUAL

Points: 35, Vicki Link vs. Mississippi, 3/13/87
 Rebounds: 16, Helen Holloway vs. Kansas, 3/19/94
 Field Goals: 15, Vicki Link vs. Mississippi, 3/13/87
 Field Goal Attempts: 28, Alex Bentley vs. Dayton, 3/19/11
 Field Goal Pct. (min. 5 att.): 100.0 (7-7), Lorraine McGirt vs. N.C. State, 3/19/83
 100.0 (5-5), Stacey Dean vs. N.C. State, 3/19/83
 3-Point Field Goals: 6, Kelly Mazzante vs. Fla. International, 3/17/02
 3-Point FG Attempts: 11, Kelly Mazzante vs. Fla. International, 3/17/02
 3-Point FG Pct. (min. 2 att.): 100.0 (2-2), Jenny Brenden vs. Hampton, 3/21/04
 .800 (4-5) Jess Strom vs. Connecticut, 3/23/02
 .800 (4-5), Lisa Shepherd vs. La. Tech, 3/14/99
 Free Throws: 10, Helen Holloway vs. Kansas, 3/19/94
 10, Suzie McConnell vs. LaSalle, 3/16/88
 Free Throw Att.: 13 (3X), last by Helen Darling vs. Virginia, 3/12/99
 Free Throw Pct. (min. 5 made): 100.0 (8-8), Katina Mack vs. Kansas, 3/19/94
 100.0 (6-6), Mia Nickson vs. Dayton, 3/19/11
 100.0 (6-6), Tanisha Wright vs. Connecticut, 3/29/04
 100.0 (6-6) Jess Strom vs. Hampton, 3/21/04
 100.0 (6-6), Andrea Garner vs. La. Tech, 3/14/99
 100.0 (6-6), Helen Holloway vs. Alabama, 3/26/94
 100.0 (5-5), Jess Strom vs. Tennessee, 3/29/03
 100.0 (5-5), Rashana Barnes vs. Chattanooga, 3/15/02
 100.0 (5-5), Helen Darling vs. La. Tech, 3/27/00
 Assists: *19, Annie Troyan vs. N.C. State, 3/19/83
 Steals: 6 (4X), last by Carla Coleman vs. Fordham, 3/19/94
 Blocks: 6, Amanda Brown vs. Hampton, 3/21/04
 6, Andrea Garner vs. Auburn, 3/19/00

TEAM

Points: 98, vs. North Carolina, 3/17/85
 Rebounds: 54, vs. Fordham, 3/16/94
 Field Goals: 40, vs. Clemson, 3/12/82
 Field Goal Attempts: 83, at Old Dominion, 3/16/84
 Field Goal Percentage: .661 (39-59), vs. N.C. State, 3/19/83
 3-Point Field Goals: 11, vs. Alabama, 3/26/94
 3-Point Field Goal Attempts: 30, vs. Alabama, 3/26/94
 3-Point Field Goal Percentage: .636 (7-11), at La. Tech, 3/14/99
 Free Throws: 27, vs. Virginia, 3/12/99
 Free Throw Attempts: 42, vs. Kansas, 3/19/94
 Free Throw Percentage: 100.0 (7-7), at Tennessee, 3/29/03
 .928 (13-14), at Old Dominion, 3/16/84
 Assists: 34, at N.C. State, 3/19/83
 Steals: 16, vs. Hampton, 3/21/04
 Blocks: 11, vs. Hampton, 3/21/04

OPPONENT NCAA TOURNAMENT RECORDS

INDIVIDUAL

Points: 43, Barbara Kennedy, Clemson, 3/12/82
 Rebounds: 18, Sharon Stewart, Auburn, 3/20/88
 Field Goals: 20, Barbara Kennedy, Clemson, 3/12/82
 Field Goal Attempts: 32, Barbara Kennedy, Clemson, 3/12/82
 Field Goal Pct. (min 6 att.): 100.0 (6-6), Sandra Giddins, Cheyney, 3/24/83
 3-Point Field Goals: 6, Leslie Majewski, Youngstown St., 3/17/00
 3-Point FG Att.: 12 (2X), last by Tamicha Jackson, La. Tech, 3/27/00
 3-Point FG Pct. (min. 2 att.): 100.0 (2-2) (5X),
 last by Rima Margeviciute, Liberty, 3/20/05
 Free Throws: 11, Angela Aycock, Kansas, 3/19/94
 Free Throw Attempts: 13, Katie Feenstra, Liberty, 3/20/05
 Free Throw Pct. (min. 6 att.): 100.0 (6-6) (5X),
 last by Svetlana Abrosimova, UConn, 3/31/00
 Assists: 12, Sheila Wall, La Salle, 3/16/88
 Steals: 6, Le'Tania Severe, Notre Dame, 3/27/04
 6, Robyn Mayo, N.C. State, 3/19/83
 Blocks: 12, Anne Donovan, Old Dominion, 3/26/83

TEAM

Points: 96, Alabama, 3/26/94
 Rebounds: 56, Auburn, 3/20/88
 Field Goals: 39, Auburn, 3/20/88
 Field Goal Attempts: 77, Louisiana Tech, 3/27/00
 Field Goal Percentage: .560 (35-63), Clemson, 3/12/82
 3-Point Field Goals: 12, Youngstown State, 3/17/00
 3-Point Field Goal Attempts: 29, DePaul, 3/21/11
 3-Point Field Goal Percentage: .600 (3-5), La Salle, 3/16/88
 Free Throws: 24 (2X), last by Liberty, 3/20/05
 Free Throw Attempts: 35, Liberty, 3/20/05
 Free Throw Percentage: 100.0 (10-10), Auburn, 3/19/00
 Assists: 31, Old Dominion, 3/16/84
 Steals: 16, Louisiana Tech, 3/14/99
 Blocks: 15, Old Dominion, 3/26/83

* NCAA Tournament record

PENN STATE: SECOND TO NONE! Big Ten in the NCAA Tournament

	Total	Years appeared in the NCAA Tournament
Penn State	23	82, 83, 84, 85, 86, 87, 88, 89, 90, 91, 92, 93, 94, 95, 96, 99, 00, 01, 02, 03, 04, 05, 11, 12
Purdue	22	89, 90, 91, 92, 94, 95, 96, 97, 98, 99, 00, 01, 02, 03, 04, 05, 06, 07, 08, 09, 11, 12
Iowa	21	86, 87, 88, 89, 90, 91, 92, 93, 94, 96, 97, 98, 01, 02, 04, 06, 08, 09, 10, 11, 12
Ohio State	21	82, 84, 85, 86, 87, 88, 89, 90, 93, 96, 99, 03, 04, 05, 06, 07, 08, 09, 10, 11, 12
Michigan St.	12	91, 96, 97, 03, 04, 05, 06, 07, 09, 10, 11, 12
Nebraska	10	88, 93, 96, 98, 99, 00, 07, 08, 10, 12
Illinois	8	82, 86, 87, 97, 98, 99, 00, 03
Minnesota	8	94, 02, 03, 04, 05, 06, 08, 09
Wisconsin	7	92, 95, 96, 98, 01, 02, 10
Northwestern	6	82, 87, 90, 91, 93, 96
Michigan	5	90, 98, 00, 01, 12
Indiana	4	83, 94, 95, 02

FINAL FOUR APPEARANCES

Iowa 1993; Ohio State 1993; Purdue 1994, 1999 (national champions), 2001; Penn State 2000, Minnesota 2004, Michigan State 2005



ALL-TIME BIG TEN HONORS

PLAYER OF THE YEAR

2000	Helen Darling (coaches)
2003	Kelly Mazzante (coaches & media)
2004	Kelly Mazzante (coaches & media)

COACH OF THE YEAR

1994	Rene Portland
2000	Rene Portland (coaches)
2003	Rene Portland (coaches & media)
2004	Rene Portland (coaches & media)
2012	Coquese Washington (coaches & media)

DEFENSIVE PLAYER OF YEAR

2003	Tanisha Wright
2004	Tanisha Wright
2005	Tanisha Wright

FRESHMAN OF THE YEAR

2001	Kelly Mazzante (coaches & media)
2011	Maggie Lucas (coaches & media)

SIXTH PLAYER OF THE YEAR

2011	Maggie Lucas
------	--------------

FIRST TEAM

1994	Tina Nicholson
1995	Tina Nicholson
	Angie Potthoff
1996	Tina Nicholson
	Angie Potthoff
1997	Angie Potthoff
1999	Helen Darling (coaches)
	Andrea Garner
2000	Helen Darling (unanimous)
	Andrea Garner
	Maren Walseth (coaches)
2001	Kelly Mazzante
	Maren Walseth (coaches)
2002	Kelly Mazzante (unanimous)
2003	Kelly Mazzante (unanimous)
	Tanisha Wright (coaches)
2004	Kelly Mazzante (unanimous)
	Tanisha Wright
2005	Tanisha Wright (unanimous)
	Jess Strom
2007	Amanda Brown (coaches)
2009	Tyra Grant
2010	Tyra Grant
2011	Alex Bentley (coaches)
2012	Alex Bentley
	Maggie Lucas

SECOND TEAM

1993	Katina Mack
1994	Helen Holloway
	Katina Mack
1998	Andrea Garner (media)
1999	Helen Darling (media)
2000	Maren Walseth (media)
2001	Lisa Shepherd
	Maren Walseth (media)
2002	Rashana Barnes (coaches)
2003	Tanisha Wright (media)
	Jess Brungo (coaches)
2006	Amanda Brown (coaches)
2007	Amanda Brown (media)
2011	Maggie Lucas (media)

THIRD TEAM

2003	Jess Strom (media)
2004	Jess Strom (coaches & media)
2006	Amanda Brown (media)
2008	Kam Gissendanner (coaches)
	Brianne O'Rourke (media)
2010	Alex Bentley (coaches)
2011	Alex Bentley (media)
	Maggie Lucas (coaches)
2012	Nikki Greene (media)

HONORABLE MENTION

1993	Jackie Donovan
	Helen Holloway
1995	Missy Masley
1996	Kim Calhoun
	Katina Mack
1998	Andrea Garner (coaches)
1999	Lisa Shepherd
2000	Lisa Shepherd
2002	Rashana Barnes (media)
	Jess Strom
2003	Jess Brungo (media)
	Jess Strom (coaches)
2004	Jess Brungo
2006	Kam Gissendanner
	Brianne O'Rourke (media)
2007	Kam Gissendanner
	Tyra Grant
2008	Kam Gissendanner (media)
	Brianne O'Rourke (coaches)
	Tyra Grant
2009	Brianne O'Rourke (media)
2010	Alex Bentley (media)
2011	Nikki Greene (media)
	Julia Trogele (coaches)
2012	Zhaque Gray (media)
	Nikki Greene (coaches)
	Mia Nickson (media)

ALL-FRESHMAN TEAM

1997	Helen Darling
1998	Lisa Shepherd
	Maren Walseth
2001	Kelly Mazzante
2002	Jess Strom
2004	Reicina Russell
2006	Brianne O'Rourke
2007	Tyra Grant
2010	Alex Bentley
2011	Maggie Lucas

ALL-DEFENSIVE TEAM

2011	Nikki Greene
2012	Alex Bentley

ALL-TOURNAMENT TEAM

1995	Missy Masley, MVP
	Tina Nicholson
	Angie Potthoff
1996	Angie Potthoff, MVP
	Tina Nicholson
1998	Andrea Garner, MVP
2000	Helen Darling, MVP
	Andrea Garner
2002	Kelly Mazzante
	Tanisha Wright
2003	Tanisha Wright
2004	Kelly Mazzante
	Jess Strom
2011	Alex Bentley
	Maggie Lucas

SPORTSMANSHIP

2007	Amanda Brown
2008	Kam Gissendanner
2009	Mashea Williams
2010	Meredith Monroe
2011	Julia Trogele
2012	Zhaque Gray

SUZY FAVOR BIG TEN FEMALE STUDENT-ATHLETE OF THE YEAR (all sports)

2004	Kelly Mazzante
------	----------------





2011-12 PENN STATE LADY LION BASKETBALL

WOMEN'S BASKETBALL CONTACT:
 Kristina Petersen
 Twitter: @ladylionsid
 Website: www.GoPSUsports.com
 Email: kap18@psu.edu
 Cell: 814-883-4581
 Office: 814-865-1757

Penn State Athletic Communications: 101D Bryce Jordan Center, University Park, PA 16802 ♦ Office: 814-865-1757 ♦ Fax: 814-863-3165

SCHEDULE/RESULTS

NOVEMBER

Sat. 5 BLOOMSBURG (exh.)W, 101-81
 Lady Lion Classic (University Park, Pa.)

Fri. 11 WASHINGTON STATE W, 72-60

Sun. 13 MIDDLE TENN. (BTN.com) ... W, 65-49

Thurs. 17 at DelawareL, 71-80

Sun. 20 at South Carolina (SportSouth).W, 55-50

John Ascuaga's Nugget Classic (Reno, Nev.)

Fri. 25 vs. Iowa StateW, 66-59

Sat. 26 at NevadaW, 103-65

Big Ten/ACC Challenge

Wed. 30 #14/13 N. CAROLINA (BTN)..W, 103-84

DECEMBER

Big 12/Big Ten Challenge

Sat. 3 at #19/25 Texas TechL, 66-70

Tues. 6 VIRGINIA TECH (BTN.com) .. W, 66-28

Sun. 11 UMES (BTN.com) W, 76-51

Sun. 18 WAGNER (BTN.com)W, 103-42

Wed. 21 at BucknellW, 78-54

Fri. 30 #23/RV NEBRASKA *(BTN.com). L, 63-71

JANUARY

Mon. 2 at Wisconsin *W, 82-49

Sat. 7 MICHIGAN STATE *(CBS) L, 65-75

Thurs. 12 MICHIGAN *(BTN) W, 78-63

Sun. 15 at #15/23 Nebraska *(BTN.com).W, 93-73

Thurs. 19 at Illinois *(BTN.com)W, 71-65

Sun. 22 IOWA *(ESPN2) W, 68-52

Thurs. 26 at Michigan *(BTN.com)W, 77-56

Sun. 29 at Michigan State *(ESPN2)L, 77-83

FEBRUARY

Thurs. 2 INDIANA *(BTN.com) W, 76-44

Sun. 5 at Minnesota *(BTN.com)W, 68-65

Thurs. 9 WISCONSIN *(BTN.com) W, 69-54

Sun. 12 at Northwestern *(BTN)W, 77-63

Thurs. 16 at #17/19 Purdue *(BTN)W, 74-63

Mon. 20 #8/11 OHIO ST. *(ESPN2) W, 84-66

WBCA Pink Zone at Penn State

Sun. 26 MINNESOTA *(BTN) W, 74-51

MARCH

Big Ten Tournament (Indianapolis)

Fri. 2 vs. Minnesota (BTN)W, 78-74

Sat. 3 vs. #21/25 Purdue (BTN)L, 66-68

NCAA First & Second Rounds (Baton Rouge, La.)

Sun. 18 vs. UTEP (ESPN2) 5:15 p.m.

Tues. 20 vs. LSU/San Diego St. (ESPN2) .9:30 p.m.

Su./Tu. 25/27 NCAA Tournament Regionals

APRIL

Sun./Tues. 1/3 NCAA Final Four (Denver, Colo.)

BOLD CAPS indicates home game.

* - indicates Big Ten game.

All times are Eastern Time.



BTN - Big Ten Network

Schedule subject to change. Please visit www.

GoPSUsports.com for up-to-date tip times.

Penn State at NCAA Tournament First & Second Rounds

Sun., Mar. 18 & Tues., Mar. 20 ▶ Maravich Assembly Center ▶ Baton Rouge, La.

		<h3>SETTING THE SCENE</h3>
<h3>Penn State Lady Lions</h3> <p>Record: 24-6, 13-3 Big Ten Last Game: Purdue 68, PSU 66 (3/3) Head Coach: Coquese Washington Career Record: 90-66 (5th yr.) Record at PSU: 90-66 (5th yr.)</p> <p>Statistical Leaders</p> <p>Points Maggie Lucas (19.1) Rebounds Nikki Greene (8.0) Assists Alex Bentley (4.8)</p>	<h3>NCAA Tournament</h3> <p>All-Time Record: 27-22 First Round: 13-3 Second Round: 9-8 Regional Semifinals: 4-7 Regional Final: 1-3 Final Four: 0-1 Championship: n/a</p> <p>Last NCAA Game: DePaul75, PSU 73 (3/21/11)</p>	<h3>NCAA Tournament First & Second Rounds</h3> <p>Game Info: #4 Penn State vs. #13 UTEP, 5:15 p.m. #5 LSU vs. #12 San Diego St., 30 min. after game 1</p> <p>Television: ESPN2 - Bob Picozzi and Ros Gold-Onwude</p> <p>Radio: The game is on the Penn State Sports Network and ESPN 1450 locally with Jerry Fisher and Brian Tripp calling the action. The audio feed is available at www.GoPSUsports.com.</p> <p>Webstream: ESPN3.com</p> <p>Live Stats: GoPSUsports.com</p>

STORYLINES

- ✓ Penn State is making its 23rd overall NCAA Tournament appearance.
- ✓ The Lady Lions are 27-22 all-time in the NCAA Tournament.
- ✓ Penn State is one of 12 teams to earn 23 or more NCAA Tournament berths.
- ✓ The Lady Lions' No. 4 seed is their the highest since PSU was a fourth seed in the 2005 tourney.
- ✓ The Lady Lions clinched the Big Ten regular-season title outright for the first time since 2004 with a 74-51 win over Minnesota Feb. 26.
- ✓ It is the 6th overall regular-season crown for the Lady Lions and 4th outright (2000, 2003, 2004).
- ✓ Penn State needs one win to claim its first back-to-back 25-win seasons since the 2002-03 and 2003-04 squads accomplished the feat.
- ✓ Penn State is 5-0 in games after a loss this season, beating its opponents by an average of 24.6 points per game.
- ✓ **Coquese Washington** was selected as the Big Ten Coach of the Year (coaches & media).
- ✓ Junior guard **Alex Bentley** and sophomore guard **Maggie Lucas** were both named to the All-Big Ten first team after stellar seasons.
- ✓ A first team choice last season, Bentley becomes the ninth different Lady Lion to earn first team accolades twice, while Lucas is the 12th different Penn State player to earn top all-conference honors.
- ✓ The Lady Lions have 26 All-Big Ten first team selections, the most of any team in the Big Ten since joining the conference in 1992-93.
- ✓ Junior center **Nikki Greene** earned third team All-Big Ten honors from the media and an honorable mention nod from the coaches.
- ✓ Senior guard **Zhaque Gray** and junior forward **Mia Nickson** were named Honorable Mention All-Big Ten.
- ✓ The Purdue and Ohio State wins gave the Lady Lions back-to-back victories over Top 20 opponents for the first time since the 1999-00 season.

LADY LION POSTSEASON HONORS

Big Ten Coach of the Year

Coquese Washington (coaches & media)

All-Big Ten First Team

Alex Bentley (coaches & media)

Maggie Lucas (coaches & media)

All-Big Ten Third Team

Nikki Greene (media)

Honorable Mention All-Big Ten

Zhaque Gray (media)

Nikki Greene (coaches)

Mia Nickson (media)

Big Ten All-Defensive Team

Alex Bentley

Sportsmanship

Zhaque Gray



UTEP MINERS

No.	Name	Pos.	Cl.	Ht.	Hometown/High School (Previous School)
1	Kim Smith	G	Sr.	5-8	Lakeview Terr., Calif./Chatworth (Pasadena City Coll.)
3	Kelli Willingham	G	So.	5-6	DeSoto, Texas/DeSoto
4	Baiba Eglite	G	Sr.	5-10	Riga, Latvia/Riga Secondary
5	Kayla Thornton	F	So.	6-1	El Paso, Texas/Irvin HS)
10	Syerra Davis	G	Fr.	5-7	Tolleson, Ariz./Tolleson HS)
11	Briana Green	G	Sr.	5-8	Lexington, Ky./Lexington Catholic
12	Anete Steinberga	F	Jr.	6-2	Ikskile, Latvia/Riga Secondary #49
14	Marissa Rodriguez	G	Fr.	5-7	El Paso, Texas/San Antonio Reagan
20	Gloria Brown	F	Sr.	6-2	Philadelphia, Pa./Neumann-Goretti (Trinity Vall. C.C.)
23	Kristine Vitola	F	Jr.	6-4	Riga, Latvia/Riga Secondary #84
24	Jenzel Nash	G	Fr.	5-7	Houston, Texas/Worthing
25	Whitney Houston	G	Sr.	5-5	Memphis, Tenn./ Hillcrest (Colorado)
32	Chrishauna Parker	G	Fr.	5-10	Houston, Texas/Atascocita
33	Melisa Mendes	G	Jr.	5-9	Everux, France/ (Northwest Florida State College)
34	Erika Warren	SF	Sr.	5-11	Tyler, Texas/ (Midland College)

Head Coach: Keitha Adams

Assistant Coaches: Ewa Laskowska, Bill Damuth & Timika Williams

First Round Opponent
#13 UTEP
29-3, 15-1 C-USA
Penn State lead all-time series, 1-0

SERIES HISTORY

Overall:	PSU leads 1-0
Last meeting:	Nov. 18, 1983
Last result:	PSU, 97-67
Current streak:	PSU - 1 win
Series History:	
11/18/83	N W, 97-67

VS. THE CONFERENCES (1ST & 2ND ROUND)

Conference USA (4-0)		Mountain West (5-1)		Southeastern (21-27)	
East Carolina	1-0	UNLV	1-0	Alabama	1-2
Houston	1-0	New Mexico	2-0	Arkansas	0-1
UTEP	1-0	San Diego State	2-0	Auburn	2-2
Tulane	1-0	Texas Christian	0-1	Florida	1-1
				Georgia	0-2
				LSU	3-2
				Mississippi State	1-0
				Ole Miss	2-3
				South Carolina	6-4
				Tennessee	1-8
				Vanderbilt	4-2

TEAM COMPARISON

PENN STATE		UTEP	
Lucas (19.1)	Scoring Leader	Brown (11.9)	
Greene (8.0)	Rebounding Leader	Brown (8.8)	
Bentley (4.8)	Assist Leader	Smith (2.8)	
75.5	Scoring Offense	67.2	
60.9	Scoring Defense	53.2	
+14.6	Scoring Margin	+14.0	
42.9	Rebounds Per Game	44.2	
+3.2	Rebound Margin	+9.5	
13.1	Assists Per Game	14.8	
.434	Field Goal Pct.	.408	
.351	FG Defense Pct.	.333	
.365	3-pt. FG Pct.	.297	
.260	3-pt. FG Pct. Def.	.239	
.727	Free Throw Pct.	.693	
0.9	Assist/Turnover	0.9	

POTENTIAL SECOND ROUND OPPONENTS

#5 LSU LADY TIGERS

No.	Name	Pos.	Cl.	Ht.	Hometown/High School (Previous School)
3	Bianca Lutley	G	Jr.	5-11	Pensacola, Fla./American Heritage
5	Jeanne Kenney	G	So.	5-8	Baton Rouge, La./St. Michael the Archangel
10	Adrienne Webb	G	Jr.	5-9	Madison, Ala./Sparkman
12	Krystal Forthan	F	Fr.	6-4	Portland, Ore./Georgetown (Texas)
22	Courtney Jones	F	Sr.	6-2	Midfield, Ala./Midfield
23	Shanece McKinney	F	So.	6-4	Mobile, Ala./LeFlore
24	Theresa Plaisance	F	So.	6-5	Houma, La./Vandebilt Catholic
25	Swayze Black	F	Sr.	6-3	Brookhaven, Miss./Brookhaven
35	Taylor Turnbow	F	Sr.	6-2	Stone Mountain, Ga./Stephenson
42	Sheila Boykin	F	Fr.	6-2	Los Angeles, Calif./Long Beach Poly
55	LaSondra Barrett	F	Sr.	6-2	Jackson, Miss./William B. Murrah

Head Coach: Nikki Caldwell

Assistant Coaches: Tasha Butts, Tony Perotti, Stacie Terry

#12 SAN DIEGO STATE AZTECS

No.	Name	Pos.	Cl.	Ht.	Hometown/High School (Previous School)
1	Chelsea Hopkins	G	Jr.	5-8	Las Vegas, Nev./Mojave (Duke)
4	Melissa Sweat	G	So.	5-10	Bakersfield, Calif./Stockdale
11	Ahjalee Harvey	PG	Fr.	5-6	Mountain View, Calif./Eastside College Prep
14	Chairese Culberson	F	Fr.	6-0	Oakland, Calif./Berkeley
21	Khristina Hunter	F	Fr.	6-1	Fairfield, Calif./Berkeley
22	Gabrielle Clark	F	Jr.	6-1	Los Angeles, Calif./Narbonne
25	Sajoyia Griffin	G	Sr.	5-5	San Antonio, Texas/Wagner (South Plains Coll.)
31	Kiyana Stamps	G	So.	5-9	Moreno Valley, Calif./Perris
34	Erimma Amariqwa	F	Fr.	6-1	Vacaville, Calif./Vanden
42	Malia Nahinu	C	Jr.	6-6	Hayward, Calif./Arizona/Moreau Catholic
54	Courtney Clements	G	Jr.	6-0	Long Beach, Calif./Arizona/Millikan
55	Kalena Tutt	C	Sr.	6-2	Long Beach, Calif./Millikan

Head Coach: Beth Burns

Associate Head Coach: Jualeah Woods

Assistant Coaches: Tammi Reiss, Jorge Cerna

TEAM COMPARISON

PENN STATE		LSU	
Lucas (19.1)	Scoring Leader	Barrett (12.5)	
Greene (8.0)	Rebounding Leader	Barrett (6.9)	
Bentley (4.8)	Assist Leader	Kenney (2.8)	
75.5	Scoring Offense	61.6	
60.9	Scoring Defense	53.0	
+14.6	Scoring Margin	+8.6	
42.9	Rebounds Per Game	38.8	
+3.2	Rebound Margin	+5.7	
13.1	Assists Per Game	13.4	
.434	Field Goal Pct.	.436	
.351	FG Defense Pct.	.341	
.365	3-pt. FG Pct.	.321	
.260	3-pt. FG Pct. Def.	.278	
.727	Free Throw Pct.	.704	
0.9	Assist/Turnover	0.7	

SERIES HISTORY

Overall:	PSU leads 3-2
Last meeting:	11/21/03
Last result:	PSU, 83-46
Current streak:	PSU - 1 win
Series History:	
11/24/79	N L, 77-83
12/29/79	H W, 85-80
11/25/00	N W, 86-52
1/4/03	A L, 63-80
11/21/03	H W, 83-46

TEAM COMPARISON

PENN STATE		SDSU	
Lucas (19.1)	Scoring Leader	Clements (17.4)	
Greene (8.0)	Rebounding Leader	Hopkins (5.7)	
Bentley (4.8)	Assist Leader	Hopkins (6.5)	
75.5	Scoring Offense	65.6	
60.9	Scoring Defense	54.1	
+14.6	Scoring Margin	+11.5	
42.9	Rebounds Per Game	40.3	
+3.2	Rebound Margin	+6.6	
13.1	Assists Per Game	11.8	
.434	Field Goal Pct.	.401	
.351	FG Defense Pct.	.361	
.365	3-pt. FG Pct.	.299	
.260	3-pt. FG Pct. Def.	.279	
.727	Free Throw Pct.	.707	
0.9	Assist/Turnover	0.8	

SERIES HISTORY

Overall:	PSU leads 2-0
Last meeting:	11/28/98
Last result:	PSU, 76-53
Current streak:	PSU - 2 wins
Series History:	
12/4/97	H W, 70-56
11/28/98	A W, 76-53



QUICK FACTS

THE UNIVERSITY

Location: University Park, Pa.
 Founded: 1855
 Enrollment: 44,485
 Colors: Blue & White
 Nickname: Lady Lions
 Conference: Big Ten
 President: Dr. Rodney Erickson
 Director of Athletics: Tim Curley
 Acting Director of Athletics: Dr. David Joyner
 Senior Woman Administrator: Charmelle Green
 Facility (cap.): Bryce Jordan Center (15,261)
 All-Time Record at BJC: 187-49 (16 seasons)

ATHLETIC COMMUNICATIONS

WBB Contact: Kristina Petersen
 Phone/Fax: (814) 865-1757/(814) 863-3165
 E-mail: kap18@psu.edu
 Address: 101-D Bryce Jordan Center
 University Park, Pa. 16802
 Press Row Phone: 814-863-3294
 Website: www.GoPSUsports.com
 Twitter: @ladylionsid

TEAM INFORMATION

2011-12 Record: 24-6
 Home: 12-2 Away: 10-3 Neutral: 2-1
 Big Ten Record: 13-3
 Home: 6-2 Away: 7-1
 Letterwinners Returning/Lost: 10/1
 Starters Returning/Lost: 4/1
 Big Ten Tournament: Runner-up
 Postseason: NCAA Second Round

THE HISTORY

First Year of Women's Basketball: 1965
 All-Time Record: 829-379 (47 seasons)
 All-Time Big Ten Rec.: 217-113 (19 seasons)
 NCAA Tournament Appearances: 22
 NCAA Tournament Record: 27-22

WOMEN'S BASKETBALL

Head Coach: Coquese Washington
 Alma Mater: Notre Dame '92
 Overall Record: 90-66 (fifth season)
 School Record: 90-66 (fifth season)
 Basketball Office Phone: 814-863-2672
 Best Time To Reach Coach: Through SID
 Assistant Coaches (Alma Mater):
 Fred Chmiel (Excelsior College)
 Kia Damon (Millersville '97)
 Maren Walseth (Penn State '02)
 Twitter: @pennstatewbb
 Facebook: facebook.com/pennstateladylions

PRONUNCIATIONS

Coquese	ko-KWEES
Chmiel	shuh-MEAL
Maren Walseth	MARR-en WALL-seth
Zhaque	Jacque-QWAY
Gizelle Studevent	juh-ZELL STEW-duh-vent
Talia	tah-LEE-uh
Ariel	AIR-e-l
Dara	DAR-uh

PENN STATE LADY LIONS

No.	Name	Pos.	Cl./Elg.	Ht.	Hometown/High School (Previous School)
2	Dara Taylor	G	Jr./Jr.#	5-8	Wilmington, Del./Caravel Academy (Maryland)
5	Talia East *	F/C	So./So.	6-3	Philadelphia, Pa./Friends' Central School
12	Zhaque Gray ***	G	Sr./Sr.	5-8	Chicago, Ill./Prep John Hope
15	Renee Womack ***	G	Sr./Sr.	5-10	Lansdale, Pa./Methacton
20	Alex Bentley **	G	Jr./Jr.	5-7	Indianapolis, Ind./Ben Davis
23	Ariel Edwards *	F	So./So.	6-2	Elmont, N.Y./Christ the King
24	Mia Nickson *	F	Sr./Jr.	6-2	Ashburn, Va./Notre Dame Acad. (Boston College)
25	Gizelle Studevent **	G	Jr./Jr.	5-11	La Jolla, Calif./The Bishop's School
33	Maggie Lucas *	G	So./So.	5-10	Narberth, Pa./Germantown Academy
40	Marisa Wolfe **	F	Jr./Jr.	6-2	Ford City, Pa./Ford City
44	Tori Waldner	F	Fr./Fr.	6-5	Milton, Ga./Milton
54	Nikki Greene **	F/C	Jr./Jr.	6-4	Diboll, Texas/Diboll

Head Coach: Coquese Washington (Notre Dame '92)

Assistant Coaches: Fred Chmiel, Kia Damon, Maren Walseth

Captains: Mia Nickson, Marisa Wolfe

* Indicates letters earned # - Taylor will sit out the 2011-12 season due to NCAA transfer rules.

23RD NCAA TOURNAMENT BERTH: Penn State is making its 23rd NCAA Tournament appearance and second-straight. The Lady Lions are one of only 12 teams to earn 23 or more NCAA Tournament berths. The Lady Lions are 27-22 all-time in the NCAA Tournament.

NCAA TOURNEY DRIVES BENTLEY: Junior guard **Alex Bentley** made the most of her first NCAA Tournament appearance, leading the team in scoring in both games. In two NCAA games last year, Bentley averaged 23.0 points, 4.0 assists and 1.5 steals. She also shot 47.7% from the field. Bentley had 25 points and four helpers in the first round game against Dayton and followed that up with a 23-point, four-assist night against DePaul in the second round.

NO. 4 SEED: Penn State earned the No. 4 seed in the Kingston Region of the NCAA Tournament. It is the highest seed for the Lady Lions since PSU was also the fourth seed in the 2005 tourney. Penn State dropped an opening round game to #13 Liberty, 78-70, that year.

3RD TIME TO LOUISIANA: The Lady Lions head to the Pelican State for the third time in its 23 NCAA Tournament appearances. Penn State's first two trips to Louisiana were to Ruston and the campus of Louisiana Tech in 1999 and 2001. Penn State was 1-2 in those games. This will be the Lady Lions' first trip to Baton Rouge since an 80-63 loss to the Lady Tigers on Jan. 4, 2003 and second trip overall.

PROJECTED STARTERS



12 ZHAQUE GRAY G
 Sr., 5-8, Chicago, Ill.
 10.6 pts., 2.9 rebs., 1.8 asst., .361 3FG%

Notes: Had 19 points, including a 4-for-6 long range effort vs. Minnesota in BTT ... Notched 18 pts. on Senior Day vs. Minnesota ... Tallied 17 pts. & 6 assts. in hometown win at Northwestern.



20 ALEX BENTLEY G
 Jr., 5-7, Indianapolis, Ind.
 14.2 ppg, 4.8 apg, 3.1 spg, .429 FG%

Notes: Had 22 points, 4 assts. & 3 steals vs. Purdue in BTT ... 7 steals vs. Minnesota are 5th most in BTT game ... Notched 18 pts. at NU ... Wade Trophy, Naismith Award & Wooden Award watch lists.



33 MAGGIE LUCAS G
 So., 5-10, Narberth, Pa.
 19.1 ppg, 4.7 rpg, .411 3FG%, .887 FT%

Notes: Tallied 24 pts. with 7 rebs. and 2 asst. vs. Minnesota in BTT ... Had 15th 20-point day with 24 tallies vs. Minn. ... Posted 1st double-double with 12 pts. & 10 rebs. vs. OSU ... Naismith Award watch list.



24 MIA NICKSON F
 Jr., 6-2, Ashburn, Va.
 7.9 ppg, 7.9 rpg, .420 FG%, .676 FT%

Notes: Accounted for 9 pts. & 13 rebs. vs. Purdue in BTT ... Recorded 10 pts. & 8 rebs. vs. Minnesota in BTT ... Had double-double vs. Ohio State with 18 pts. & 15 rebs.



54 NIKKI GREENE C
 Jr., 6-4, Diboll, Texas
 10.1 ppg, 8.0 rpg, 1.4 bpg, .475 FG%

Notes: Notched 12 pts. vs. Purdue in BTT, including 5 pts. in 11-second span to tie the game in final 30 seconds ... Tallied career-high 25 pts. with 15 rebs. in the win over OSU for her 2nd double-double.



BIG

STANDINGS (thru games of 3/4)

Team	Big Ten			Overall		
	W	L	Pct.	W	L	Pct.
PENN STATE	13	3	.812	24	6	.800
Ohio State	11	5	.688	25	6	.806
Iowa	11	5	.688	19	11	.633
Purdue	11	5	.688	24	8	.750
Michigan State	11	5	.688	20	11	.645
Nebraska	10	6	.625	24	8	.750
Michigan	8	8	.500	20	10	.645
Minnesota	6	10	.375	15	17	.469
Wisconsin	5	11	.312	9	20	.310
Illinois	5	11	.312	11	19	.367
Northwestern	4	12	.250	14	16	.467
Indiana	1	15	.062	6	24	.200

COQUESE AND CALDWELL: This bracket has two up-and-coming coaches in **Coquese Washington** and **Nikki Caldwell** that were stellar collegiate players themselves. The pair crossed paths on the basketball court during their collegiate careers with Caldwell's Tennessee Lady Vols getting the best of Washington's Notre Dame Fighting Irish three times (1991, 1992 and 1993). The Lady Vols held serve in Knoxville in 1991 (88-71) and 1993 (79-48) and earned the road win in South Bend in 1992 (85-82).

SCOUTING UTEP: The Miners earn the Conference USA automatic bid after winning regular-season and tournament titles with a 29-3 overall record and 15-1 mark in conference play. Gloria Brown leads a balanced attack with an 11.9 scoring mark. She also leads the team in rebounding (8.8) and blocks (2.9). Kayla Thornton chips in 9.7 points per outing and pulls in 7.2 rebounds per game.

ALL-TIME VS. THE MINERS: The Lady Lions were victorious in the only meeting between the two teams. Penn State defeated UTEP, 97-67, on Nov. 18, 1983. The Lady Lions are 4-0 all-time against current Conference USA members with wins over East Carolina, Houston, UTEP and Tulane.

LADY LIONS ON TWITTER & FACEBOOK: The Lady Lions are on Twitter. Follow the Lady Lions and assistant coaches (@pennstatewbb) and sports information contact Kris Petersen (@ladylionsid) to get the inside scoop. The Lady Lions are also on Facebook at www.facebook.com/pennstateladylions.



LAST TIME VS. UTEP: The Lady Lions posted a 97-67 win over the Miners on Nov. 18, 1983 in the Wyoming Dial Classic Championship game in Laramie, Wyo. Lorraine McGirt led the Penn State effort with 17 points, while Vanessa Paynter pulled in 11 rebounds.

SCOUTING LSU: The Lady Tigers are an at-large selection to the NCAA Tournament after finishing the regular-season with a 22-10 overall record and 10-6 mark in SEC play. LSU is led by LaSondra Barrett, who leads the squad in scoring (12.5), rebounding (6.9) and steals (1.4). Adrienne Webb also averages double figures at a 10.1 per game clip.

ALL-TIME VS. THE LADY TIGERS: The Lady Lions are 3-2 all-time against LSU. Penn State and LSU have only met in Baton Rouge once with the Lady Tigers earning an 80-63 victory on Jan. 4, 2003. The teams have never met in the NCAA Tournament. Penn State is 21-27 all-time against SEC opponents.

LAST TIME VS. LSU: The last time the Lady Lions faced the Lady Tigers, Penn State posted an 83-46 win in the 2003-04 season opener on Nov. 21, 2003. Kelly Mazzante led the PSU charge with 22 points and five rebounds, while Tanisha Wright chipped in 15 points, eight rebounds and eight assists.

SCOUTING SAN DIEGO STATE: The Aztecs claim their NCAA Tournament bid by winning the Mountain West Tournament. SDSU is 25-6 overall and was 12-2 in conference play. Courtney Clements is a deep threat for San Diego State, connecting on 60 three-pointers en route to a team-best 17.4 scoring average. Chelsea Hopkins is second the squad in scoring (10.5) and leads the way in rebounding (5.7) and assists (6.5).

LUCAS' EVOLUTION

Sophomore guard **Maggie Lucas** has become more than just a three-point threat for the Lady Lions. In a comparison of the first 30 games of her rookie campaign and 30 games this year, Lucas has scored 84 more points (574-490) despite making 30 less three-pointers than a year ago (72-102). Additionally, Lucas has been more of a threat off the dribble, making more than twice as many free throws as she did last season through 30 games (134-58). She has far surpassed her season totals from a year ago in rebounds and assists.

Here is a 30-game comparison of Lucas' key stats:

Year	Pts.	3FGM	3FGA	FTM	Reb.	Asst.
Frosh.	490	102	227	58	91	47
Soph.	574	72	175	134	141	85

ALL-TIME VS. THE AZTECS: The Lady Lions are 2-0 all-time against SDSU. The last time the teams met, Penn State posted a 76-53 win on Nov. 28, 1998 in San Diego. The Lady Lions are 5-1 all-time against Mountain West Conference foes with the two wins against SDSU, two wins over New Mexico and a victory over UNLV with the lone loss coming to TCU.

LAST TIME VS. SDSU: The Lady Lions earned a 76-53 win over the Aztecs in the last meeting between the teams on Nov. 28, 1998 in the championship game of the San Diego State Thanksgiving Classic. Andrea Garner paced Penn State with 19 points, while Clara Carter added eight rebounds.

PENN STATE'S OVERALL/BIG TEN YEAR-BY-YEAR REVIEW

Year	Overall	Big Ten	Home	BT Home	Road	BT Road	Neutral
1992-93	22-6	14-4	12-2	9-0	9-4	5-4	0-0
1993-94	28-3	16-2	14-0	9-0	11-2	7-2	3-1
1994-95	26-5	13-3	14-2	8-0	9-3	5-3	3-0
1995-96*	27-7	13-3	14-2	8-0	8-4	5-3	5-1
1996-97	15-12	8-8	9-3	5-3	5-6	3-5	1-3
1997-98	21-13	8-8	10-5	4-4	6-6	4-4	5-2
1998-99	22-8	12-4	9-2	6-2	9-4	6-2	4-2
1999-00	30-5	15-1	14-0	8-0	9-2	7-1	7-3
2000-01	19-10	11-5	11-2	7-1	6-5	4-4	2-3
2001-02	23-12	11-5	10-4	6-2	9-5	5-3	4-3
2002-03	26-9	13-3	16-0	8-0	7-7	5-3	2-2
2003-04	28-6	15-1	12-1	8-0	9-3	7-1	6-2
2004-05	19-11	13-3	12-0	8-0	6-9	5-3	1-2
2005-06	13-16	6-10	8-6	5-3	3-8	1-7	2-2
2006-07	15-16	7-9	12-1	7-1	2-12	0-7	1-3
2007-08	13-18	4-14	10-6	3-6	3-11	1-8	0-1
2008-09	11-18	6-12	8-6	4-5	2-9	2-7	1-3
2009-10	17-14	8-10	9-6	5-4	5-7	3-6	3-1
2010-11	25-10	11-5	14-4	6-2	7-4	5-3	4-2
2011-12	24-6	13-3	12-2	6-2	10-3	7-1	2-1

* First season at the Bryce Jordan Center



PENN STATE'S RECORD WHEN...

Playing at home	12-2
Playing on the road	10-3
Playing at a neutral site	2-1
vs. Top 10 teams	1-0
vs. Top 25 teams	4-3
Games decided by 3 points or less	1-1
Games decided by 4-10 points	4-5
Games decided by 11-19 points	9-0
Games decided by 20 points or more	10-0
Leading at the half	18-3
Tied at the half	0-0
Trailing at the half	6-3
Leading with 5:00 remaining	23-0
Trailing with 5:00 remaining	1-5
Tied with 5:00 remaining	0-1
In overtime	0-0
PSU scores 40-49 points	0-0
PSU scores 50-59 points	1-0
PSU scores 60-69 points	6-4
PSU scores 70-79 points	11-2
PSU scores 80 points or more	6-0
PSU shoots 45% or better	14-0
PSU shoots less than 45%	10-6
PSU shoots better than opponent	19-1
Opponent shoots better than PSU or tied	5-5
Opponent scores less than 39 points	1-0
Opponent scores 40-49 points	4-0
Opponent scores 50-59 points	8-0
Opponent scores 60-69 points	8-1
Opponent scores more than 70 points	3-5
Opponent shoots better than 45%	1-2
Opponent shoots less than 45%	23-4
PSU outrebounds opponent	15-1
Opponent outrebounds PSU or tied	9-5
PSU commits 14 or less turnovers	14-5
PSU commits 15 or more turnovers	10-1
PSU makes at least 5 3-pointers	11-4
PSU makes four 3-pointers or less	13-2
Recording 7 or more steals	20-4
Recording 6 or less steals	4-2
Wearing white uniforms	13-3
Wearing blue uniforms	10-3
Wearing white and pink uniforms	1-0
Penn State wins the tip	21-3
Penn State loses the tip	3-3
Penn State scores first	18-3
Opponent scores first	6-3
Playing during the day (before 5 p.m.)	11-3
Playing at night	13-3
On Monday	2-0
On Tuesday	1-0
On Wednesday	2-0
On Thursday	6-1
On Friday	3-1
On Saturday	1-3
On Sunday	9-1
In November	6-1
In December	4-2
In January	6-2
In February	7-0
In March	1-1

LAST TIME OUT: Nikki Greene scored five points in 11 seconds to tie the game at 66-66, but Brittany Rayburn connected on a layup with 1.6 seconds left to lift No. 4 seed Purdue to a 68-66 win over the top-seeded Lady Lions in the Big Ten semifinals March 3. Junior guard **Alex Bentley** led the Lady Lions with 22 points to go along with three assists and three steals. Greene also reached double figures with 12 points and had three rebounds and two blocks. Junior **Mia Nickson** narrowly missed a double-double with nine points and 13 rebounds.

FROM A SHOOTER TO A SCORER: Sophomore guard **Maggie Lucas** was known as a shooter as a freshman last year, but as a sophomore, she has expanded her game and has become a true scorer. Here is a comparison of Lucas' growth from being just a three-point threat a year ago to becoming a scorer this season.

Year	% FGs by 3	% Pts. by 3	% pts. by FT
Frosh.	62.2% (112-180)	60.9% (336-552)	14.5% (80-552)
Soph.	39.1% (72-184)	37.6% (216-574)	23.3% (134-574)

BOUNCEBACK ABILITY: The Lady Lions have bounced back well from losses this season. Penn State is 5-0 in games after a loss this season, beating its opponents by an average of 24.6 points per game.

BIG TEN CHAMPIONS: The Lady Lions clinched the Big Ten regular-season title outright for the first time since 2004 with a 74-51 win over Minnesota Feb. 26. It is the sixth overall regular-season crown for the Lady Lions and fourth outright (2000, 2003, 2004). Penn State will serve as the top seed in the Big Ten Tournament for the first time since 2004 and the fifth time in program history (1995, 2000, 2003, 2004).

LADY LIONS IN THE RPI: The Lady Lions are highly ranked in many of the RPI reports across the country. Penn State is 19th in the March 11 NCAA RPI report with a strength of schedule of 70. The Lady Lions have played six teams in the RPI top 40 this season and have notched nine wins over the RPI top 50.

PSU 11TH IN AP POLL: The Lady Lions remained 11th in the final Associated Press Top 25 of the season. Penn State finished ranked in the AP Top 25 for the first time since finishing 22nd in the 2005 final AP poll. The Lady Lions peaked at ninth in the Feb. 27 poll, the highest ranking for a Penn State team in the AP poll since PSU was fifth in the final 2004 poll. Additionally, Penn State made its first appearance in the preseason AP poll since the 2003-04 campaign.

LIONS RANKED 12TH IN COACHES POLL: The Lady Lions remained 12th in the final regular-season ESPN/USA Today coaches poll. The ranking equals Penn State's best of the season and is the highest ranking in the ESPN/USA Today Coaches' Poll for the Lady Lions since they were seventh in the final 2004 poll. Additionally, Penn State appeared in the preseason coaches' poll since starting the 2003-04 campaign eighth.

LIONS IN THE BIG TEN STATS

A breakdown of where Penn State ranks in the Big Ten's statistical categories. Through games of Mar. 4.

TEAM	
Scoring Offense.....	1st (75.5)
Scoring Defense.....	4th (60.9)
Scoring Margin.....	1st (+14.6)
Free Throw Percentage.....	7th (.727)
FG Percentage.....	2nd (.433)
FG Percentage Defense.....	1st (.351)
3-point FG Percentage.....	1st (.365)
3-point FG Pct. Defense.....	1st (.260)
3-point FG Made.....	8th (4.7)
Rebounding Offense.....	1st (43.0)
Rebounding Defense.....	11th (39.8)
Rebounding Margin.....	4th (+3.2)
Offensive Rebounds.....	5th (13.9)
Defensive Rebounds.....	1st (29.1)
Blocked Shots.....	7th (4.1)
Assists.....	8th (13.1)
Steals.....	T-3rd (9.2)
Turnover Margin.....	3rd (+2.8)
Assist to Turnover Ratio.....	4th (0.9)

INDIVIDUAL	
Scoring.....	4th - Maggie Lucas (19.1)
.....	12th - Alex Bentley (14.2)
.....	24th - Zhaque Gray (10.6)
.....	27th - Nikki Greene (10.1)
Rebounding.....	4th - Nikki Greene (8.0)
FG Percentage.....	6th - Nikki Greene (.475)
Assists.....	3rd - Alex Bentley (4.8)
FT Percentage.....	4th - Maggie Lucas (.887)
Steals.....	2nd - Alex Bentley (3.1)
3FG Percentage.....	3rd - Maggie Lucas (.411)
.....	10th - Zhaque Gray (.358)
3FG Made.....	2nd - Maggie Lucas (2.4)
Blocked Shots.....	5th - Nikki Greene (1.4)
.....	10th - Talia East (1.1)
Assist-to-TO Ratio.....	7th - Alex Bentley (1.4)
Off. Reb.....	2nd - Nikki Greene (3.0)
Def. Reb.....	T-6th - Nikki Greene (5.0)
Minutes.....	4th - Maggie Lucas (35.2)
.....	9th - Alex Bentley (33.9)

STREAKING: The Lady Lions had their eight-game winning streak snapped on the last-second loss to Purdue in the Big Ten semifinals. The win streak was the longest for a Penn State squad since the 2003-04 team won 11 games from Jan. 2 - Feb. 5, 2004.



MILESTONE WATCH

Milestone Watch

Milestone	Player	Current Total
1,300 points	Alex Bentley	1,296
1,200 points	Maggie Lucas	1,126
900 points	Zhaque Gray	881
	Nikki Greene	818
600 points	Mia Nickson (career)	579
	Mia Nickson (PSU)	534
300 points	Ariel Edwards	273
	Marisa Wolfe	239
200 points	Gizelle Studevent	135
	Talia East	117
800 rebounds	Nikki Greene	704
500 rebounds	Mia Nickson (career)	456
400 rebounds	Mia Nickson (PSU)	399
300 rebounds	Alex Bentley	264
	Maggie Lucas	249
	Zhaque Gray	231
	Marisa Wolfe	207
200 rebounds	Ariel Edwards	178
	Talia East	176
500 assists	Alex Bentley	443
200 assists	Zhaque Gray	142
	Maggie Lucas	141
300 steals	Alex Bentley	210
100 steals	Maggie Lucas	99
200 blocks	Nikki Greene	172
200 3-pointers	Maggie Lucas	184
150 3-pointers	Zhaque Gray	145

Milestone Reached

Milestone	Player	Reached
1,100 points	Maggie Lucas	3/2/12
800 points	Nikki Greene	3/2/12
700 rebounds	Nikki Greene	3/2/12
200 steals	Alex Bentley	2/26/12
500 points	Mia Nickson (PSU)	2/20/12
100 points	Talia East	2/12/12
800 points	Zhaque Gray	2/9/12
400 rebounds	Mia Nickson (career)	2/9/12
1,200 points	Alex Bentley	2/5/12
1,000 points	Maggie Lucas	2/5/12
500 points	Mia Nickson (career)	2/5/12
700 points	Nikki Greene	1/26/12
200 rebounds	Maggie Lucas	1/26/12
400 assists	Alex Bentley	1/22/12
200 rebounds	Marisa Wolfe	1/22/12
900 points	Maggie Lucas	1/19/12
600 rebounds	Nikki Greene	1/19/12
200 rebounds	Zhaque Gray	1/19/12
1,100 points	Alex Bentley	1/15/12
200 points	Ariel Edwards	1/12/12
300 rebounds	Mia Nickson (PSU)	1/12/12
200 assists	Maggie Lucas	1/12/12
400 points	Mia Nickson (PSU)	1/7/12
150 3-pointers	Maggie Lucas	1/7/12
150 blocks	Nikki Greene	1/2/12
150 steals	Alex Bentley	12/21/11
600 points	Nikki Greene	12/11/11
1,000 points	Alex Bentley	12/6/11
100 rebounds	Ariel Edwards	12/6/11
500 rebounds	Nikki Greene	11/25/11

TOUGH OUT: The Lady Lions have six losses on the season by a combined 39 points. Penn State's worst loss was by 10 points to Michigan State on Jan. 7, a game that saw the Lady Lions cut a 23-point deficit to just four in the final minutes.

21-STRAIGHT FREEBIES: Guard **Maggie Lucas** has been hot from the free throw line, making her last 21 shots from the charity stripe. This is the third-longest free throws made streak of Lucas' career. She previously made 23-straight from the charity stripe earlier this year and made 22 consecutive shots at one point as a freshman. She was 12-for-12 in two games in the Big Ten Tournament, which tied the tourney record for the eighth time.

SIXTEENTH TIME TO 20: Sophomore guard **Maggie Lucas** turned in her 16th game with 20 or more points with 24 markers in the Big Ten quarterfinals against Minnesota Mar. 2. Lucas, who had 12 games with 20+ points as a freshman, was 9-for-9 from the free throw line against the Gophers.

STOLEN BENTLEY: Junior guard **Alex Bentley** nabbed seven steals in the Big Ten Tournament quarterfinal win over Minnesota March 2. The seven steals are tied for the fifth-most in a Big Ten Tournament game and are the most by a Penn State player in BTT history. The previous Penn State record for steals in a BTT game was six by Shawnta Vanzant against Illinois on Feb. 28, 1999.

LUCAS JUMPS INTO SEASON SCORING TOP 10: Sophomore guard **Maggie Lucas** vaulted into the Penn State single-season Top 10 in scoring with her performance in the Big Ten Tournament. Lucas is 10th in school history with 574 points this year. She needs one point to tie Angie Potthoff (575; 1995-96) for ninth and four markers to tie Tanisha Wright (578; 2004-05) for eighth. Lucas is currently third on the sophomore season scoring list, behind Kelly Mazzante (872) and Susan Robinson (633).

ANOTHER TOP 10 THREES SEASON: Sophomore guard **Maggie Lucas** moved into fifth place on Penn State's single-season three-pointers chart with a trio of triples against Minnesota Mar. 2. With 72 three-pointers this season, Lucas passes Lisa Shepherd (1999-00) and Chrissy Falcone (1999-00) for fifth spot. Lucas holds the Penn State and Big Ten record for three-pointers with 112 makes from long range as a freshman last year.

Season Three-Point Field Goals Made

1.	112	Maggie Lucas, 2010-11
2.	102	Kelly Mazzante, 2001-02
3.	98	Kelly Mazzante, 2002-03
4.	92	Kelly Mazzante, 2003-04
5.	72	Maggie Lucas, 2011-12
6.	70	Chrissy Falcone, 1999-00
	70	Lisa Shepherd, 1999-00

GREENE INTO BLOCKS TOP 5: Junior center **Nikki Greene** moved into a tie for fifth place on the Penn State career blocks list with 172 rejections. With a pair of rejections against Purdue in the Big Ten semifinals on March 3, Greene ties Amanda Brown (2004-07) for fifth slot. She needs 13 blocks to tie Andrea Garner (185; 1997-00) for fourth.

BENTLEY SPRINTS UP SCORING LIST: With 22 points against Purdue in the Big Ten Tournament March 3, junior guard **Alex Bentley** jumped four spots on Penn State's career scoring list, passing Louise Leimkuhler, Carol Walderman, Helen Darling and Kathy Phillips. With her effort against the Boilers, Bentley moved into 17th place in scoring in program history. With 1,296 career points, Bentley needs 24 points to tie Cheryl Ellison (1,320; 1980-83) for 16th and she needs 32 tallies to move into the Top 15 all-time.

LUCAS CLIMBS SCORING CHART: Sophomore guard **Maggie Lucas** moved up one spot on Penn State's career scoring list with 24 markers against Minnesota Mar. 2. Lucas is 29th on the career list after passing Missy Masley (1,106; 1992-95) with her effort against the Gophers. With 1,126 career points, Lucas needs nine points to tie Sue Martin (1,135; 1976-80) for 28th position.

BIG TEN WINS: The Lady Lions picked up with 13th Big Ten win of the season against the Gophers. The 13 conference victories are the most by a Penn State team since the 2004-05 squad went 13-3 in conference play.

NCAA STATS

TEAM

Scoring Offense	10th (75.5)
Scoring Margin	16th (+14.6)
Field Goal Percentage	27th (.433)
Field Goal Pct. Defense	24th (.351)
Free Throw Percentage	62nd (.727)
Rebounding Margin	85th (+3.2)
3-pt. Field Goal Percentage	12th (.365)
3-pt. Field Goal Pct. Defense	14th (.260)
Winning Percentage	23rd (.800)
Blocked Shots	89th (4.1)
Turnovers	31st (14.5)
Assist-to-Turnover Ratio	50th (0.91)
Turnover Margin	66th (2.77)

INDIVIDUAL

Scoring	24th - Maggie Lucas (19.1)
Assists	40th - Alex Bentley (4.8)
Steals	20th - Alex Bentley (3.1)
FT Percentage	12th - Maggie Lucas (.887)
3-pt. Field Goal Pct.	7th - Maggie Lucas (.411)
3-pt. Field Goals/Game	46th - Maggie Lucas (2.4)

SINGLE-GAME

Assists	T-5th - Alex Bentley (15 vs. North Carolina)
Steals	T-20th - Alex Bentley (8 vs. Nebraska)

NCAA Statistics as of 3/11



THE LAST TIME PENN STATE...

SCORING

Player scored 20 points: vs. Purdue (22, Alex Bentley), 3/3/12
Player scored 25 points: vs. Ohio State (25, Nikki Greene), 2/20/12
Player scored 30 points: vs. Michigan State (33, Maggie Lucas), 1/7/12
Player scored 35 points: vs. Wisconsin (35, Kelly Mazzante), 3/2/03
Player scored 40 points: vs. Minnesota (49, Kelly Mazzante), 12/28/01
Two players scored 20 points: at Nebraska (24, Maggie Lucas; 23, Alex Bentley), 1/15/12
Three players scored 20 pts.: at Nevada (26, Maggie Lucas; 23, Alex Bentley; 21, Zhaque Gray), 11/26/11
Two players scored 25 points: at Boston College (28, Alex Bentley; 28, Maggie Lucas), 12/2/10
Player scored 25 points/3 consecutive games: Kelly Mazzante (31, vs. Baylor, 12/9/03; 31, vs. Pittsburgh, 12/14/03; 29, Louisiana Tech, 12/21/03)
Five in double figures: vs. Minnesota (24, Maggie Lucas; 19, Zhaque Gray; 12, Alex Bentley; 11, Nikki Greene; 10, Mia Nickson), 3/2/12
Six in double figures: at Oakland (15, Alex Bentley; 16, Ariel Edwards; 16, Zhaque Gray; 13, Maggie Lucas; 10, Mia Nickson; 10, Gizelle Studevent; 10, Julia Trogele), 11/18/10
Seven in double figures: at Oakland (15, Alex Bentley; 16, Ariel Edwards; 16, Zhaque Gray; 13, Maggie Lucas; 10, Mia Nickson; 10, Gizelle Studevent; 10, Julia Trogele), 11/18/10
PSU scored 50 points in a half: at Nebraska (55, second half), 1/15/12
PSU scored 55 points in a half: at Nebraska (55, second half), 1/15/12
PSU scored 60 points in a half: vs. Northwestern (65 points, first half), 1/2/00
PSU scored 100 points: vs. Wagner (W, 103-42), 12/18/11
PSU scored 100 points in Big Ten game: vs. Illinois (W, 101-80), 2/15/01
PSU scored 100 points in a home game: vs. Wagner (W, 103-42), 12/18/11
PSU scored fewer than 15 points in a half: vs. Wisconsin (13, first half), 2/25/10
PSU scored fewer than 20 points in a half: vs. Michigan State (18, first half), 2/10/11
PSU scored fewer than 40 points in a game: vs. Wisconsin (L, 39-71), 2/25/10
PSU scored fewer than 50 points in a game: vs. Purdue (L, 49-60), 2/24/11
PSU scored fewer than 50 points in a Big Ten game: vs. Purdue (L, 49-60), 2/24/11
OPP scored 50 points in a half: vs. Duke (50, second half), 11/18/05
OPP scored 100 points: at Boston College (Lot, 113-104), 12/2/10
OPP scored fewer than 20 points in a game: at Dickinson (W, 57-16), 3/6/71
OPP scored fewer than 30 points in a game: vs. Virginia Tech (W, 66-28), 12/6/11
OPP scored fewer than 40 points in a game: vs. Virginia Tech (W, 66-28), 12/6/11
OPP scored fewer than 50 points in a game: vs. Indiana (W, 76-44), 2/2/12
OPP scored fewer than 50 points in a Big Ten game: vs. Indiana (W, 76-44), 2/2/12

FIELD GOAL SHOOTING

Player made every shot from the field (min. 7): vs. Michigan St. (Amanda Brown, 8-8), 1/25/07
PSU shot 55% in a game: at Michigan (.561), 1/26/12
PSU shot 55% in consecutive games: vs. Northwestern (.682), 3/2/96; vs. Ohio St. (.585), 3/3/96
PSU shot 60% in a game: vs. Michigan State (.608), 2/23/96
PSU shot below 25% in a game: at Alabama (.230), 12/19/96
PSU shot below 30% in a game: vs. Nebraska (.294), 12/30/11
PSU shot below 35% in a game and won: vs. Iowa (.338), 1/22/12
PSU shot 55% in a half: at Northwestern (.571, second half), 2/12/12
PSU shot 60% in a half: at Michigan (.667, second half), 1/26/12
PSU shot 65% in a half: at Michigan (.667, second half), 1/26/12
PSU shot 70% in a half: vs. Virginia Tech (.714, second half), 12/6/11
PSU shot 55% in both halves: vs. Iowa (.552, first half; .565, second half), 1/26/06
PSU shot below 20% in a half: at Indiana (.231, first half), 2/28/10
PSU shot below 25% in a half: vs. Nebraska (.233, second half), 12/30/11

THREE-POINT SHOOTING

Player made every shot from the field (min. 4): at Bucknell (4-4, Maggie Lucas), 12/21/11
Player made 4 three-pointers in a half: at Purdue (4 in first, Maggie Lucas), 2/16/12
Player made 5 three-pointers in a half: vs. Michigan State (6 in second, Maggie Lucas), 1/7/12
Player made 6 three-pointers in a half: vs. Michigan State (6 in second, Maggie Lucas), 1/7/12
Player made 5 three-pointers in a game: at Purdue (5, Maggie Lucas), 2/16/12
Player made 6 three-pointers in a game: vs. Michigan State (7, Maggie Lucas), 1/7/12
Player made 7 three-pointers in a game: vs. Michigan State (7, Maggie Lucas), 1/7/12
Player made 8 three-pointers in a game: at Minnesota (8, Kelly Mazzante), 12/28/01
Player attempted 10 three-pointers in a game: vs. Michigan State (13, Maggie Lucas), 1/7/12
PSU made 10 three-pointers: vs. North Carolina (14), 11/30/11
PSU did not make a three-pointer: at South Carolina (0-6), 11/20/11
PSU attempted 20 three-pointers: vs. Michigan State (24), 1/7/12
PSU shot 60% 3FG (min. 5 att.): at Bucknell (8-13, .615), 12/21/11

FREE THROW SHOOTING

Player made every shot from FT line (min. 10): at Illinois (Maggie Lucas, 10-10), 1/19/12
PSU shot 90% (min. 10 att.): vs. North Carolina (14-24, .929), 11/30/11
PSU shot below 50% (min. 10 att.): vs. Holy Cross (9-20, .450), 11/28/09
PSU made 30 free throws: vs. Pittsburgh (34), 11/11/07
PSU made fewer than five FTs: at Michigan (3), 2/3/11
PSU attempted 40 free throws: vs. Pittsburgh (41), 11/11/07
PSU attempted fewer than five FTs: at Michigan (4), 2/3/11

REBOUNDS

Player had 15 rebounds: vs. Ohio State (15, Nikki Greene; 15, Mia Nickson), 2/20/12
Player had 20 rebounds: vs. Indiana (20, Nikki Greene), 1/23/11
Two players with double-digit rebs.: vs. Ohio State (15, Nikki Greene; 15, Mia Nickson), 2/20/12
Three players had double-digit rebounds: vs. Ohio State (15, Nikki Greene; 15, Mia Nickson; 10, Maggie Lucas), 2/20/12
PSU had 60 rebounds: vs. Ohio State (60), 2/20/12
PSU had 50 rebounds: vs. Ohio State (60), 2/20/12
PSU had 20 or fewer rebounds: vs. Michigan State (20), 1/19/03
OPP had 20 or fewer rebounds: at Indiana (20), 2/13/11
PSU had 20 offensive rebounds: vs. Ohio State (29), 2/20/12
PSU had 25 offensive rebounds: vs. Ohio State (29), 2/20/12

ASSISTS

Player had 10 assists: vs. North Carolina (15, Alex Bentley), 11/30/11
Player had 10 assists/consecutive games: Helen Darling (12 at LaSalle, 12/8/99; 11 vs. Auburn, 12/11/99; 10 vs. Clemson, 12/19/99)
Player had 15 assists: vs. North Carolina (15, Alex Bentley), 11/30/11
PSU had 30 assists: vs. St. Francis (Pa.) (32), 12/2/99
PSU had fewer than 10 assists: vs. Minnesota (8), 3/2/12
PSU had fewer than 5 assists: at Michigan State (4), 2/4/10

BLOCKED SHOTS

Player blocked 5 shots: at South Carolina (7, Talia East), 11/20/11
Player blocked 6 shots: at South Carolina (7, Talia East), 11/20/11
PSU blocked 10 shots: vs. Purdue (11), 1/28/10
PSU blocked 0 shots: vs. Purdue, 2/19/09

STEALS

Player had 7 steals: vs. Minnesota (7, Alex Bentley), 3/2/12
Player had 8 steals: vs. Nebraska (8, Alex Bentley), 12/30/11
PSU had 20 steals: vs. Bucknell (21), 12/28/10

TURNOVERS

PSU committed 25 or more: vs. Michigan State (25), 1/7/12
PSU committed 25 or more and won: vs. Minnesota (26), 1/13/11
PSU committed 10 or fewer: vs. Purdue (8), 3/3/12
PSU committed 10 or fewer in consecutive games: vs. Minnesota (9), 1/22/04; at Ohio St. (9), 1/25/04
OPP committed 25 or more: vs. Nebraska (26), 12/30/11

DOUBLE-DOUBLES

Points & rebounds: vs. Ohio State (Nikki Greene, 25 pts., 15 rebs.; Mia Nickson, 18 pts., 15 rebs.; Maggie Lucas, 12 pts., 10 rebs.), 2/20/12
Points & rebounds/consecutive games: Nikki Greene (12 points, 10 rebounds vs. Ohio State, 1/30/11; 16 points, 14 rebounds at Illinois, 1/27/11)
Points & rebounds/3 consecutive games: Amanda Brown (19 pts., 17 rebs. at Northwestern, 2/11/07; 14 pts., 10 rebs. vs. Minnesota, 2/15/07; 14 pts., 11 rebs. at Iowa, 2/18/07)
Points & rebounds/4 consecutive games: Angie Potthoff (vs. Northwestern, 1/31/97; at Illinois, 2/2/97; vs. Michigan, 2/7/97; vs. Indiana, 2/9/97; vs. Iowa, 2/16/97; vs. Michigan State, 2/21/97)
Points & rebounds/5 consecutive games: Angie Potthoff (vs. Northwestern, 1/31/97; at Illinois, 2/2/97; vs. Michigan, 2/7/97; vs. Indiana, 2/9/97; vs. Iowa, 2/16/97; vs. Michigan State, 2/21/97)
Points & assists: vs. North Carolina (Alex Bentley; 15 points, 15 assists), 11/30/11
Points & assists/consecutive games: Helen Darling (12 pts., 12 assts. at La Salle, 12/8/99; 10 pts., 11 assts. vs. Auburn, 12/11/99)
Two players had double-doubles: vs. Ohio State (Nikki Greene, 25 pts., 15 rebs.; Mia Nickson, 18 pts., 15 rebs.; Maggie Lucas, 12 pts., 10 rebs.), 2/20/12
Three players had double-doubles: vs. Ohio State (Nikki Greene, 25 pts., 15 rebs.; Mia Nickson, 18 pts., 15 rebs.; Maggie Lucas, 12 pts., 10 rebs.), 2/20/12
15 points & 15 rebounds: vs. Ohio St. (Nikki Greene, 25 pts., 15 rebs.; Mia Nickson, 18 pts., 15 rebs.), 2/20/12
20 points and 10 rebounds: vs. Ohio State (Nikki Greene, 25 pts., 15 rebs.), 2/20/12

MARGIN OF VICTORY

PSU won by 20-30 points: vs. Minnesota (23), 2/26/12
PSU won by 20-30 points in a Big Ten game: vs. Minnesota (23), 2/26/12
PSU won by 31-40 points: vs. Indiana (32), 2/2/12
PSU won by 41-50 points: vs. Wagner (61), 12/18/11
PSU won by 51+ points: vs. Wagner (61), 12/18/11
PSU lost by 20-30 points: at Ohio State (22), 2/17/11
PSU lost by 20-30 points in a Big Ten game: at Ohio State (22), 2/17/11
PSU lost by 31+ points: vs. Wisconsin (32), 2/25/10

MISCELLANEOUS

Led PSU in points/rebounds/assists: Tyra Grant vs. Michigan (25 pts., 9 rebs., 4 asst.), 2/18/10
Hit "final seconds" (under 10 seconds) game-winning shot: Julia Trogele at Illinois (9 sec.), 1/27/11
Hit "final minute" game-winning shot: Alex Bentley at Minnesota (3-pt. with :38.9 remaining), 2/5/12
Player played every minute: at Michigan State (Maggie Lucas), 1/29/12
Player played more than 40 min.: at Dayton (Alex Bentley, 46; Zhaque Gray, 44; Mia Nickson, 41), 11/12/10
Committed 10 or fewer fouls: vs. Virginia Tech (9), 12/6/11
Committed 30 or more fouls: vs. Iowa State (32), 11/25/11
PSU rallied from a 10-point deficit to win: vs. Minnesota (down 13 at 7:55 in first half, won, 78-74), 3/2/12
PSU rallied from a 15-point deficit to win: at Minnesota (down by 15 at 4:52 in first half, won 68-65), 2/5/12
PSU had a 5-game winning streak: 8 games, 2/2/12 – 3/2/12
PSU had a 5-game losing streak: 6 games, 1/28/10 – 2/14/10
PSU went undefeated at home: 2004-05 season
PSU sold out the BJC: Purdue, 2/29/04

OVERTIME

PSU played an OT game: at Boston College (L, 113-104), 12/2/10
PSU won an OT game: at Oakland (96-89), 11/18/10
PSU lost an OT game: at Boston College (L, 113-104), 12/2/10
PSU played two or more OT games in a season: 2010-11 season (three)
PSU won two or more OT games in a season: 2010-11 season (two)

RANKINGS

Played the No. 1 team in the AP poll: vs. Connecticut (L, 77-63), 12/14/08
Played the No. 1 team in the Coaches poll: vs. Connecticut (L, 77-63), 12/14/08
Defeated the No. 1 team in the AP poll: at Virginia (73-71), 1/3/91
Defeated Top 10 opponent: vs. #8/11 Ohio State (84-66), 2/20/12
Defeated Top 10 opponent on the road: at #7 Purdue (47-42), 1/2/04
Defeated Top 10 opponent by double digits: vs. #8/11 Ohio State (84-66), 2/20/12
Played consecutive Top 10 teams: at #2/3 Texas 11/14/04, at #6/6 Duke 11/19/04
Defeated Top 25 opponent: vs. #8/11 Ohio State (84-66), 2/20/12
Defeated Top 25 opponent on the road: at #17/19 Purdue (74-63), 2/16/12
Defeated Top 25 opponent by double digits: vs. #8/11 Ohio State (84-66), 2/20/12



2011-12 GAME-BY-GAME STARTING LINEUPS

Date	Opponent	Pt Guard	Guard	Guard	Forward	Center
11/5	BLOOMSBURG	Bentley	Gray	Lucas	Nickson	Greene
11/11	WASHINGTON ST.	Bentley	Gray	Lucas	Nickson	Greene
11/13	MIDDLE TENNESSEE	Bentley	Gray	Lucas	Nickson	Greene
11/17	at Delaware	Bentley	Gray	Lucas	Edwards	Greene
11/20	at South Carolina	Bentley	Gray	Lucas	Edwards	Greene
11/25	vs. Iowa State	Bentley	Gray	Lucas	Nickson	Greene
11/26	at Nevada	Bentley	Gray	Lucas	Nickson	Greene
11/30	NORTH CAROLINA	Bentley	Gray	Lucas	Edwards	Greene
12/3	at Texas Tech	Bentley	Gray	Lucas	Edwards	Greene
12/6	VIRGINIA TECH	Bentley	Gray	Lucas	Edwards	Greene
12/11	UMES	Bentley	Gray	Lucas	Edwards	Greene
12/18	WAGNER	Bentley	Gray	Lucas	Edwards	Greene
12/21	at Bucknell	Bentley	Gray	Lucas	Edwards	Greene
12/30	NEBRASKA	Bentley	Gray	Lucas	Nickson	Greene
1/2	at Wisconsin	Bentley	Gray	Lucas	Nickson	Greene
1/7	MICHIGAN STATE	Bentley	Gray	Lucas	Nickson	Greene
1/12	MICHIGAN	Bentley	Gray	Lucas	Nickson	Greene
1/15	at Nebraska	Bentley	Gray	Lucas	Nickson	Greene
1/19	at Illinois	Bentley	Gray	Lucas	Nickson	Greene
1/22	IOWA	Bentley	Gray	Lucas	Edwards	Greene
1/26	at Michigan	Bentley	Gray	Lucas	Nickson	Greene
1/29	at Michigan State	Bentley	Gray	Lucas	Nickson	Greene
2/2	INDIANA	Bentley	Gray	Lucas	Nickson	Greene
2/5	at Minnesota	Bentley	Gray	Lucas	Nickson	Greene
2/9	WISCONSIN	Bentley	Gray	Lucas	Nickson	Greene
2/12	at Northwestern	Bentley	Gray	Lucas	Nickson	Greene
2/16	at Purdue	Bentley	Gray	Lucas	Nickson	Greene
2/20	OHIO STATE	Bentley	Gray	Lucas	Nickson	Greene
2/26	MINNESOTA	Bentley	Gray	Lucas	Nickson	Greene
3/2	vs. Minnesota	Bentley	Gray	Lucas	Nickson	Greene
3/3	vs. Purdue	Bentley	Gray	Lucas	Nickson	Greene

WASHINGTON NAMED COACH OF THE YEAR:

After leading the Lady Lions to their first Big Ten regular-season title since 2004, **Coquese Washington** was selected as the Big Ten Coach of the Year by both the coaches and the media. Washington joins four-time winner Rene Portland (1994, 2000, 2003, 2004) on the list of Penn State mentors to win top conference coaching honors. The Lady Lions started conference play 1-2, but rallied to win 12 of their next 13 games to claim the crown. Penn State's 13 Big Ten wins are the most since the 2004-05 campaign and PSU's 10 road wins this year are the most for the Lady Lions since 1993-94.

DUO NAMED TO FIRST TEAM:

Junior guard **Alex Bentley** and sophomore guard **Maggie Lucas** were both named to the All-Big Ten first team after stellar seasons. A first team choice last season, Bentley becomes the ninth different Lady Lion to earn first team accolades twice, while Lucas is the 12th different Penn State player to earn top all-conference honors. The Lady Lions have 26 All-Big Ten first team selections, the most of any team in the Big Ten since joining the conference in 1992-93. Bentley was also named to the Big Ten All-Defensive team.

LADY LIONS SEASON BESTS

Player	Points	Rebounds	Assists	Blocks	Steals
Alex Bentley	23 (3X)	7 (Iowa)	15 (N. Carolina)	1 (6X)	8 (Nebraska)
Talia East	9 (Indiana)	15 (S. Carolina)	2 (2X)	7 (S. Carolina)	2 (3X)
Ariel Edwards	17 (Iowa)	11 (Iowa)	3 (4X)	1 (5X)	3 (Texas Tech)
Zhaque Gray	25 (N. Carolina)	6 (2X)	6 (2X)	1 (S. Carolina)	2 (6X)
Nikki Greene	25 (Ohio St.)	15 (2X)	3 (Michigan)	4 (Minnesota)	4 (Nebraska)
Maggie Lucas	33 (Mich. St.)	10 (Ohio St.)	8 (Minnesota)	2 (Indiana)	4 (Northwestern)
Mia Nickson	20 (Minnesota)	15 (Ohio St.)	3 (2X)	3 (Purdue)	3 (2X)
Gizelle Studevent	10 (Indiana)	3 (6X)	4 (Wagner)	-	2 (Va. Tech)
Tori Waldner	6 (4X)	10 (Wagner)	4 (Indiana)	3 (Wagner)	2 (2X)
Marisa Wolfe	9 (2X)	7 (Wagner)	1 (8X)	2 (UMES)	3 (N. Carolina)
Renee Womack	-	-	-	-	-

PSU IN THE POLLS

	AP	Coaches
Preseason	12	14
Nov. 14/15	11	12
Nov. 21/22	17	16
Nov. 28/29	16	15
Dec. 5/6	17	18
Dec. 12/13	16	17
Dec. 19/20	16	16
Dec. 26/27	16	17
Jan. 2/3	22	19
Jan. 9/10	RV	25
Jan. 16/17	22	21
Jan. 23/24	18	19
Jan. 30/31	19	21
Feb. 6/7	18	21
Feb. 13/14	12	17
Feb. 20/21	11	15
Feb. 27/28	9	12
Mar. 5/6	11	12
Mar. 12/12	11	12

MORE BIG TEN HONORS: Junior center **Nikki Greene** earned third team All-Big Ten honors from the media and an honorable mention nod from the coaches. It is the second time that Greene has earned All-Big Ten honors after an honorable mention appearance a year ago. Additionally, senior guard **Zhaque Gray** and junior forward **Mia Nickson** were named Honorable Mention All-Big Ten. It is the first all-conference honors for the pair.

BIG TEN STATS TITLES: The Lady Lions corralled several Big Ten stats titles during conference play. Junior guard **Alex Bentley** paced Big Ten action with 49 steals in 16 games. She is the first Lady Lion to lead the league in steals since Jess Strom did it in back-to-back years in 2003-04 and 2004-05. The Lady Lions led all teams in scoring (74.8 ppg) for the first time since the 2002-03 squad averaged 74.6 points in 16 conference games. Penn State also won the Big Ten title for rebounding margin (+6.1) for the first time since 1998-99 (+5.1).

PERFECT FOR FEBRUARY: The Lions finished February with a perfect 7-0 record. It is Penn State's first undefeated month since 2003-04 when that squad was 9-0 in January.

WINS UNDER WASHINGTON: The Lady Lions have increased their Big Ten win total in each of **Coquese Washington's** five seasons in Happy Valley. Penn State won four games in Washington's first year and improved to six wins in 2008-09. In Washington's third year, PSU had eight wins before collecting 11 victories a year ago and 13 win this season.

4TH LARGEST CROWD: The Lady Lions packed the Bryce Jordan Center for the Sixth Annual WBCA Pink Zone at Penn State with 13,849 fans, including a record 505 survivors, in attendance. The crowd is the fourth-largest in school history, trailing the two sellouts in 2004 and one near-sellout on Senior Day in 2005.



NATIONAL POLLS

ASSOCIATED PRESS (FINAL)

No.	Team (1st)	Rec.	Pts.	LW
1.	Baylor (39)	31-0	975	1
2.	Stanford	28-1	927	2
3.	Connecticut	26-4	880	4
4.	Notre Dame	28-2	873	3
5.	Maryland	25-4	821	5
6.	Duke	24-4	743	6
7.	Delaware	27-1	723	7
8.	Miami (Fla.)	25-4	678	8
9.	Tennessee	21-8	664	9
10.	UW-Green Bay	27-1	618	10
11.	PENN STATE	23-5	581	11
12.	Kentucky	24-5	554	12
13.	Purdue	21-8	481	14
14.	St. John's	21-8	458	13
15.	Georgia Tech	22-7	427	15
16.	Ohio State	24-5	360	17
17t.	Nebraska	21-7	263	20
17t.	Georgetown	22-7	263	18
19.	Louisville	21-8	260	19
20.	Georgia	22-7	225	21
21.	St. Bonaventure	27-2	216	16
22.	Texas A&M	20-9	205	22
23.	Rutgers	21-8	110	24
24.	Princeton	24-4	96	NR
25.	South Carolina	21-8	78	NR

Others Receiving Votes: West Virginia 67; Gonzaga 44; LSU 27; Florida Gulf Coast 13; California 11; Dayton 10; BYU 5; DePaul 5; Arkansas 5; San Diego St. 3; Middle Tennessee State 3; Vanderbilt 2; UTEP 1.

ESPN/USA TODAY TOP 25 (MAR. 12)

No.	Team (1st)	Rec.	Pts.	LW
1.	Baylor (31)	31-0	775	1
2.	Stanford	28-1	740	2
3.	Connecticut	26-4	706	4
4.	Notre Dame	28-2	687	3
5.	Maryland	25-4	654	5
6.	Duke	24-4	604	6
7.	Tennessee	21-8	586	7
8.	Delaware	27-1	549	8
9.	Miami (Fla.)	25-4	540	9
10.	UW-Green Bay	27-1	483	10
11.	Kentucky	24-5	471	11
12.	PENN STATE	23-5	409	12
13.	Georgia Tech	22-7	370	13
14.	Texas A&M	20-9	346	14
15.	Purdue	21-8	305	15
16.	Georgetown	22-7	282	15
17.	Georgia	22-7	269	18
18.	Ohio State	24-5	255	17
19.	Louisville	21-8	235	19
20.	Rutgers	21-8	185	20
21.	St. John's	21-8	171	21
22.	Nebraska	21-7	129	22
23.	DePaul	21-9	84	23
24.	Gonzaga	25-4	59	24
25.	St. Bonaventure	27-2	43	25

Others receiving votes: LSU 26; Florida Gulf Coast 23; Middle Tennessee State 17; California 17; Princeton 14; West Virginia 12; Vanderbilt 11; South Carolina 7; Wake Forest 3; Fresno State 3; Arkansas 3; UTEP 2.

*Bold type indicates 2011-12 Penn State opponent.

STATISTICAL LEADERS

Check here throughout the season for a breakdown of how many times a player leads Penn State in the following statistical categories. (First number is solo, the second is shared.)

Points	Lucas (18/2), Bentley (6/2), Gray (2), Nickson (1), Greene (1)
Rebounds	Greene (9/5), East (4/1), Nickson (6/5), Edwards (2/1), Lucas (1/1), Waldner (1/1)
Assists	Bentley (17/5), Lucas (5/2), Studevent (1), Gray (2/1), Waldner (-/1), Nickson (-/1)
Steals	Bentley (16/3), Greene (2/4), Wolfe (1), Edwards (-/2), Gray (-/2), Lucas (4/4), East (-/3), Studevent (-/1), Nickson (-/2), Waldner (-/1)
Blocks	Greene (10/9), East (7/4), Waldner (1/3), Nickson (2/1), Lucas (-/3), Edwards (-/1), Bentley (-/2)
FG % (min. 4 attempts)	Greene (9/1), Lucas (5), Bentley (2), Gray (2), Edwards (1/1), East (2/2), Studevent (2), Waldner (2), Nickson (2/1), Wolfe (-/1)
FT % (min 4 attempts)	Bentley (5/3), Lucas (12/5), Gray (2/2), East (1), Edwards (1), Greene (1/1), Nickson (3)
3FG % (min. 2 att.)	Bentley (6/4), Lucas (10/6), Gray (6/3), Edwards (-/2)

PENN STATE VS. THE BIG TEN

Illinois	Overall28-14	Nebraska	Overall 3-1
	Big Ten Games21-11		Big Ten Games1-1
	Big Ten Tournament 4-2		Big Ten Tournament0-0
	Home 15-2		Home 1-1
	Away9-10		Away1-0
	Neutral4-2		Neutral1-0
Indiana	Overall 28-9	Northwestern	Overall 30-7
	Big Ten Games 23-8		Big Ten Games 27-6
	Big Ten Tournament 3-1		Big Ten Tournament 2-0
	Home 16-2		Home 16-1
	Away 9-6		Away 12-5
	Neutral 3-1		Neutral2-1
Iowa	Overall24-17	Ohio State	Overall32-21
	Big Ten Games19-14		Big Ten Games19-14
	Big Ten Tournament2-1		Big Ten Tournament4-5
	Home 14-5		Home17-6
	Away7-11		Away11-9
	Neutral 3-1		Neutral4-6
Michigan	Overall 28-9	Purdue	Overall 16-26
	Big Ten Games 26-7		Big Ten Games14-19
	Big Ten Tournament 1-2		Big Ten Tournament 2-4
	Home 14-2		Home 9-8
	Away13-5		Away5-14
	Neutral 1-2		Neutral2-4
Michigan State	Overall24-13	Wisconsin	Overall27-10
	Big Ten Games21-12		Big Ten Games24-10
	Big Ten Tournament2-1		Big Ten Tournament2-0
	Home 14-4		Home 16-2
	Away8-8		Away9-8
	Neutral2-1		Neutral2-0
Minnesota	Overall25-11		
	Big Ten Games22-11		
	Big Ten Tournament2-0		
	Home 14-3		
	Away9-8		
	Neutral2-0		



RECORD BOOK

CAREER SCORING

1.	2,919	Kelly Mazzante, 2001-04
2.	2,253	Susan Robinson, 1989-92
3.	2,044	Tyra Grant, 2007-10
4.	2,025	Kahadeejah Herbert, 1982-85
5.	1,995	Tanisha Wright, 2002-05
6.	1,897	Suzie McConnell, 1985-88
7.	1,725	Angie Potthoff, 1993-97
8.	1,663	Lisa Shepherd, 1998-01
9.	1,619	Andrea Garner, 1997-00
10.	1,538	Tanya Garner, 1988-91
11.	1,514	Vicki Link, 1984-87
12.	1,466	Jess Strom, 2002-05
13.	1,463	Katina Mack, 1992-96
14.	1,428	Jen Bednarek, 1980-83
15.	1,328	Maren Walseth, 1998-01
16.	1,320	Cheryl Ellison, 1980-83
17.	1,296	Alex Bentley, 2010-present
18.	1,295	Kathy Phillips, 1989-92
19.	1,294	Helen Darling, 1997-00
20.	1,288	Carol Walderman, 1981-83
21.	1,280	Louise Leimkuhler, 1980-82
22.	1,240	Tina Nicholson, 1993-96
23.	1,238	Kam Gissendanner, 2006-08
24.	1,233	Amanda Brown, 2004-07
25.	1,186	Bethany Collins, 1985-88
26.	1,162	Lisa Faloon, 1984-87
27.	1,142	Jess Brungo, 2001-04
28.	1,135	Sue Martin, 1976-80
29.	1,126	Maggie Lucas, 2011-present
30.	1,106	Missy Masley, 1992-95
31.	1,084	Brianne O'Rourke, 2005-09
32.	1,061	Nancy Kuhl, 1975-79
33.	1,024	Rashana Barnes, 1999-02
34.	1,022	Helen Holloway, 1991-94

CAREER REBOUNDS

1.	1,103	Kahadeejah Herbert, 1982-85
2.	1,070	Susan Robinson, 1989-92
3.	1,016	Andrea Garner, 1997-00
4.	943	Vicki Link, 1984-87
5.	918	Angie Potthoff, 1993-97
6.	820	Mag Strittmatter, 1975-78
7.	818	Cheryl Ellison, 1980-83
8.	808	Amanda Brown, 2004-07
9.	773	Mary Donovan, 1978-81
10.	757	Bethany Collins, 1985-88
11.	728	Rashana Barnes, 1999-02
12.	721	Missy Masley, 1992-95
13.	719	Louise Leimkuhler, 1980-83
14.	717	Kathy Phillips, 1989-92
15.	704	Nikki Greene, 2010-present

CAREER THREE-POINT FIELD GOALS MADE

1.	357	Kelly Mazzante, 2001-04
2.	230	Lisa Shepherd, 1998-01
3.	191	Jess Strom, 2002-05
4.	184	Maggie Lucas, 2011-present
5.	179	Tyra Grant, 2007-10
6.	175	Tiffany Longworth, 1994-97
7.	145	Zhaque Gray, 2009-present

CAREER BLOCKS

1.	268	Kim Calhoun, 1993-96
2.	192	Mary Donovan, 1977-81
3.	189	Rashana Barnes, 1999-02
4.	185	Andrea Garner, 1997-00
5.	172	Nikki Greene, 2010-present
	172	Amanda Brown, 2004-07

CAREER ASSISTS

1.	1,307*	Suzie McConnell, 1984-88
2.	826	Tina Nicholson, 1993-96
3.	791	Helen Darling, 1997-00
4.	776	Jess Strom, 2002-05
5.	632	Annie Troyan, 1981-83
6.	567	Dana Eikenberg, 1989-92
7.	560	Brianne O'Rourke, 2006-09
8.	528	Nancy Kuhl, 1975-79
9.	484	Tanisha Wright, 2002-05
10.	443	Alex Bentley, 2010-present

CAREER STEALS

1.	507	Suzie McConnell, 1985-88
2.	314	Helen Darling, 1997-00
3.	310	Jess Strom, 2002-05
4.	293	Tina Nicholson, 1993-96
5.	289	Kelly Mazzante, 2001-04
6.	267	Tanisha Wright, 2002-05
7.	257	Nancy Kuhl, 1975-79
8.	247	Corinne Gulas, 1980-81
9.	224	Kahadeejah Herbert, 1982-85
10.	223	Tanya Garner, 1987-91
11.	217	Carol Walderman, 1981-83
12.	215	Sue Martin, 1976-80
13.	210	Alex Bentley, 2010-present

SEASON SCORING

1.	872	Kelly Mazzante, 2001-02
2.	837	Kelly Mazzante, 2002-03
3.	682	Suzie McConnell, 1987-88
4.	681	Kelly Mazzante, 2003-04
5.	633	Susan Robinson, 1989-90
6.	597	Tyra Grant, 2009-10
7.	594	Kahadeejah Herbert, 1984-85
8.	578	Tanisha Wright, 2004-05
9.	575	Angie Potthoff, 1995-96
10.	574	Maggie Lucas, 2011-12
11.	567	Tyra Grant, 2008-09
12.	560	Tanisha Wright, 2002-03
	560	Susan Robinson, 1990-91
14.	557	Susan Robinson, 1991-92
15.	553	Vicki Link, 1986-87
16.	552	Maggie Lucas, 2010-11
17.	548	Kahadeejah Herbert, 1982-83
18.	543	Kahadeejah Herbert, 1983-84
19.	529	Kelly Mazzante, 2000-01
20.	528	Carol Walderman, 1981-82

SOPHOMORE SEASON SCORING

1.	872	Kelly Mazzante, 2001-02
2.	633	Susan Robinson, 1989-90
3.	574	Maggie Lucas, 2011-12
4.	560	Tanisha Wright, 2002-03
5.	548	Kahadeejah Herbert, 1982-83

SEASON REBOUNDS

1.	317	Amanda Brown, 2006-07
2.	306	Vicki Link, 1985-86
3.	302	Andrea Garner, 1999-00
	302	Susan Robinson, 1989-90
	302	Vicki Link, 1986-87
6.	299	Angie Potthoff, 1996-97
7.	294	Andrea Garner, 1997-98
8.	283	Kahadeejah Herbert, 1984-85
	283	Angie Potthoff, 1995-96
10.	282	Angie Potthoff, 1994-95
11.	280	Kahadeejah Herbert, 1983-84
12.	277	Missy Masley, 1994-95
13.	272	Nikki Greene, 2010-11
	272	Kahadeejah Herbert, 1982-83
15.	268	Kahadeejah Herbert, 1981-82
16.	261	Susan Robinson, 1990-91
	261	Susan Robinson, 1988-89
18.	260	Mag Strittmatter, 1977-78
19.	254	Andrea Garner, 1998-99
20.	253	Mary Donovan, 1978-79
--	240	Nikki Greene, 2011-12

SEASON FREE THROW PERCENTAGE

1.	.964 (80-83)	Adrienne Squire, 2005-06
2.	.907 (98-108)	Susan Robinson, 1991-92
3.	.887 (134-151)	Maggie Lucas, 2011-12
4.	.886 (117-132)	Susan Robinson, 1990-91
5.	.885 (161-182)	Susan Robinson, 1989-90
6.	.877 (71-81)	Jess Strom, 2002-03
7.	.872 (129-148)	Jess Strom, 2004-05
8.	.870 (47-54)	Zhaque Gray, 2011-12
9.	.870 (80-92)	Maggie Lucas, 2010-11
10.	.864 (70-81)	Helen Holloway, 1992-93
11.	.860 (43-50)	Nancy Kuhl, 1978-79

SEASON THREE-POINT FIELD GOALS MADE

1.	112	Maggie Lucas, 2010-11
2.	102	Kelly Mazzante, 2001-02
3.	98	Kelly Mazzante, 2002-03
4.	92	Kelly Mazzante, 2003-04
5.	72	Maggie Lucas, 2011-12
6.	70	Chrissy Falcone, 1999-00
	70	Lisa Shepherd, 1999-00
8.	67	Lisa Shepherd, 1998-99
9.	65	Kelly Mazzante, 2000-01
10.	63	Zhaque Gray, 2010-11

SEASON THREE-POINT FIELD GOAL PERCENTAGE

1.	.548	Lisa Faloon, 1986-87
2.	.450	Lisa Shepherd, 1998-99
3.	.435	Jess Brungo, 2000-01
4.	.429	Lisa Shepherd, 1999-00
5.	.429	Tanya Garner, 1990-91
6.	.426	Maggie Lucas, 2010-11
7.	.421	Dana Eikenberg, 1989-90
8.	.420	Chrissy Falcone, 1998-99
9.	.414	Zhaque Gray, 2010-11
10.	.414	Jennifer Brenden, 2002-03
--	.411	Maggie Lucas, 2011-12



GREENE MOVING UP BOARDS CHART: Junior center **Nikki Greene** continues to steadily moving up the career charts after pulling in four rebounds against Minnesota Feb. 26. Greene now has 704 career rebounds and sits in 15th place on Penn State's career boards chart. With her effort against the Golden Gophers, Greene passed former teammate Julia Trogele (690, 2008-11) on the career chart. She needs 13 rebounds to tie Kathy Phillips (717; 1989-92) for 14th place.

BENTLEY NABS 200TH STEAL: With three steals in the win over Minnesota Feb. 26, junior guard **Alex Bentley** became the 13th player in school history to record 200 steals. She is currently 13th on Penn State's career steals chart with 210 career thefts. Bentley needs five steals to tie Sue Martin (215; 1976-80) for 12th place.

LUCAS INTO 4TH ON 3S LIST: Sophomore guard **Maggie Lucas** moved into fourth place on Penn State's career three-pointers list with two treys versus Minnesota Feb. 26. She passed Tyra Grant (179; 2007-10) for fourth spot with her effort versus the Gophers. Lucas needs seven three-pointers to tie Jess Strom (191; 2002-05) for third spot.

Career Three-Point Field Goals Made

1. 357 Kelly Mazzante, 2001-04
2. 230 Lisa Shepherd, 1998-01
3. 191 Jess Strom, 2002-05
4. **184 Maggie Lucas, 2011-present**
5. 179 Tyra Grant, 2007-10

PINK ZONE CHAMPION AWARD: The Third Annual Penn State Lady Lion Basketball Pink Zone Champion Award will be given to Steve Falke and the Penn State Bookstore for their generosity in supporting the WBCA Pink Zone at Penn State. The Penn State Bookstore has been a key sponsor of the Pink Zone at Penn State for six years. Falke and the Penn State Bookstore have donated more than \$59,000 in the five-year history of Pink Zone at Penn State through t-shirt sales and other donations. The Penn State women's basketball team gives out the Lady Lion Basketball Pink Zone Champion Award at each year's Pink Zone game. This award recognizes those who help champion our cause in finding the cure for breast cancer. The Champion Award winner is chosen because they have made significant contributions in the area of breast cancer awareness, prevention, education, treatment, research or care.

LUCAS PLAYER OF THE WEEK: Sophomore **Maggie Lucas** claimed her first career Big Ten Player of the Week award after leading the Lady Lions to a pair of ranked wins and a share of the Big Ten regular-season title for the first time since 2004. Lucas averaged 20.0 points, 6.0 rebounds and 1.5 steals in wins over #17/19 Purdue and #8/11 Ohio State. Lucas is the first Lady Lion to earn Big Ten Player of the Week honors since Tyra Grant claimed the award on Jan. 27, 2009. In Thursday's road win at #17/19 Purdue, Lucas was 10-for-18 from the field, including 5-for-7 from three-point range, en route to a game-high 28 points. She also pulled in two rebounds and had an assist against the Boilers. Lucas posted her first career double-double with 12 points and 10 rebounds in Penn State's win over #8/11 Ohio State that clinched at least a share of the Big Ten regular-season title and the #1 seed in the Big Ten Tournament on Monday night. Lucas also had an assist and three steals versus the Buckeyes.

TOP 10 WIN: The Lady Lions never trailed as they defeated #8/11 Ohio State Feb. 20 to secure their first win over a Top 10 team since defeating #11/10 Duke (86-84) in the inaugural Big Ten/ACC Challenge on Dec. 2, 2007. The 84-66 win over the Buckeyes also marked the first double-digit win over a Top 10 foe since topping #10 Minnesota (81-68) on Jan. 30, 2005. Additionally, the victory over the Buckeyes was the highest-ranked win for the Lady Lions since topping #8 Michigan State (73-56) on Jan. 23, 2004.

FOUR RANKED WINS: The Lady Lions' win over #8/11 Ohio State Feb. 20 was the fourth win for Penn State this season. It is the first time since the 2004-05 that the Lady Lions have picked up three ranked wins in a season. The 2004-05 squad defeated six ranked teams - North Carolina (#2), Ohio State (#7), Iowa (#18), Purdue (#23), Michigan State (#8) and Minnesota (#10).

DYNAMIC DUO

Alex Bentley and Maggie Lucas are one of the top guard tandems in the country. Here are some highlights of this year for the pair.

ALEX BENTLEY

- All-Big Ten first team selection for the second time in her career, making her one of nine players in school history with multiple first team accolades.
- Selected to Big Ten All-Defensive team.
- Became the 33rd Lady Lion and 15th junior to score 1,000 career points with 11 tallies against Virginia Tech (12/6).
- On Wade Trophy, Wooden Award Midseason and Naismith Trophy Midseason watch lists.
- 10th on Penn State's career assists list (443).
- 17th on Penn State's career scoring chart (1,296).
- 13th on Penn State's career steals list (210).
- First Lady Lion to lead the conference in steals (3.1) since Jess Strom led the Big Ten in back-to-back seasons in 2003-04 and 2004-05.
- Big Ten Preseason Player of the Year (coaches and media).
- Selected as Nugget Classic Tournament MVP after averaging 18.0 points, 4.5 assists and 4.5 steals in two games.
- Named to Lady Lion Classic All-Tournament team after averaging 15.0 points, 3.0 rebounds, 4.0 assists and 2.5 steals.

MAGGIE LUCAS

- Selected to All-Big Ten first team, becoming the 12th Lady Lion to earn first team honors.
- Naismith Trophy midseason watch list.
- Big Ten Player of the Week (Feb. 21).
- 4th on Penn State's career three-pointers list (184).
- 5th on PSU's season three-pointers chart (72).
- 29th on PSU's career scoring list (1,126).
- 10th on PSU's season scoring list (574).
- 3rd on sophomore season scoring chart (574).
- Sixteen 20-point games.
- Is the third sophomore in Penn State history to reach 1,000 points and the 34th player overall.
- Named to the Nugget Classic All-Tournament team after averaging 22.0 points, 6.5 rebounds and 3.0 assists in two wins.
- Selected as Lady Lion Classic MVP after averaging 18.0 points, 5.5 rebounds, 3.5 assists and 1.0 steals in a pair of wins.
- Posted her first career double-double with 12 points and a personal-best 10 rebounds in the win over #8/11 Ohio State (2/20).
- Scored a career-high 33 points via a BJC-record seven three-pointers with five rebounds and three assists against Michigan State (1/7).



BACK-TO-BACK TOP 20 WINS: The Purdue and Ohio State wins gave the Lady Lions back-to-back victories over Top 20 opponents for the first time since the 1999-00 season. The 1999-00 squad defeated #10 Iowa State (March 25) and #3 Louisiana Tech (March 23) in the NCAA Tournament.

DOUBLE VISION: The Lady Lions had three player register double-doubles in the win over #8/11 Ohio State Feb. 20. **Nikki Greene** led the way for Penn State with a career-high 25 points and season-best 15 rebounds, while fellow post player **Mia Nickson** chipped in 18 points and 15 boards and sophomore **Maggie Lucas** earned her first career double-double with 12 points and 10 rebounds. This was the first time that three Lady Lions have recorded double-doubles in the same game since Brianne O'Rourke (12 points, 13 assists), Julia Trogele (12 points, 13 rebounds) and Janessa Wolff (15 points, 10 rebounds) accomplished the feat against Coppin State on November 29, 2008.

GREENE CONTROLS POST: Junior center **Nikki Greene** dominated the post in the win over #8/11 Ohio State Feb. 20 with a career-high 25 points and a season-best 15 rebounds for her second double-double of the season and ninth of her career. Greene's 25 tallies surpass her previous career mark of 24 points against Utah on Nov. 25, 2010 in Cancun, Mexico. She is the first Lady Lion to post a double-double with more than 20 points and 10 rebounds since **Mia Nickson** accomplished the feat against Indiana on Jan. 23, 2011.

NICKSON HITS 500 IN BLUE & WHITE: Redshirt junior **Mia Nickson** surpassed the 500-point mark for her Penn State career with 18 tallies against Ohio State Feb. 20. She has 534 markers as a Lady Lion and 579 points for her collegiate career.

ROAD WARRIORS: The Lady Lions picked up their 10th road win of the season with a 74-63 decision at #17/19 Purdue Feb. 16. The 10 road victories are the most by a Penn State team since the 1993-94 team won 11 contests away from Happy Valley.

20-WIN MARK: The Feb. 12 win at Northwestern marked the win is the 20th of the season for the Lady Lions. It is the second-straight 20-win season and 24th overall for Penn State. The win also gave the Lady Lions 10 wins in conference play, marking the 13th time that Penn State has posted double-digit wins as a member of the Big Ten.

NEAR DOUBLE-DOUBLE: Sophomore **Maggie Lucas** narrowly missed her first career double-double with 11 points, nine rebounds and seven assists in the win at Northwestern Feb. 12. Lucas tied her career highs in rebounds and assists in the win. She also had seven helpers against Wisconsin (1/2/12) and had nine boards against Washington State (11/11/11).

GRAY ECLIPSES 800: Senior guard **Zhaque Gray** surpassed the 800-point mark for her career with five tallies in the win over Wisconsin Feb. 9. After scoring just 233 markers in her first two seasons in Happy Valley, Gray has become a solid third scorer for the Lady Lions alongside **Maggie Lucas** and **Alex Bentley**.

AGEE TABBED McDONALD'S ALL-AMERICAN: Penn State signee **Candice Agee** was named to the West roster for the 2012 McDonald's Girls All-American game. She is one of 24 players selected to play in the game at the United Center on Wed., March 28 at 7 p.m. The game will be televised on ESPNU. Agee is the fourth McDonald's All-American in school history and will be the third on the 2012-13 Lady Lion roster, joining **Maggie Lucas** and **Dara Taylor**.

LUCAS REACHES 1,000: Sophomore guard **Maggie Lucas** became the third sophomore and 34th player overall in Penn State history to reach the 1,000-point plateau with 10 tallies at Minnesota Feb. 5. She joins Kelly Mazzante (47 games) and Susan Robinson (53 games) as the only Lady Lions to get 1,000 points as a sophomore. Lucas reached the milestone in 58 career games, making her the 11th-fastest player in the 30-year history of the Big Ten to tally 1,000 points. Lucas is the second Lady Lions to reach the 1,000-point mark this season, joining **Alex Bentley**.

WALDNER EQUALS CAREER MARK: For the fourth time this season, freshman post player **Tori Waldner** equaled her career high with six points in the win at Minnesota Feb. 6. Waldner came into the game and sparked the Lady Lions with back-to-back jumpers to end a 10-plus minute field goal drought in the first half.

20 TALLIES FOR MIA: Junior post player **Mia Nickson** was 10-for-12 from the free throw line, including a pair of freebies to ice the game, en route to a 20-point performance at Minnesota Feb. 5. It was the fifth career 20-point game for Nickson and first this season. Additionally, Nickson narrowly missed a double-double with nine rebounds.

PAIR POSTS CAREER MARKS: Junior guard **Gizelle Studevent** and sophomore center **Talia East** each had career nights in the win over Indiana Feb. 2. Studevent tied her career high for with 10 markers on 5-of-6 shooting. She also had 10 points at Oakland on Nov. 18, 2010. East had a career-high nine points, surpassing her previous personal mark of eight points, set twice this season.

BENTLEY ON WOODEN MIDSEASON LIST: Junior point guard **Alex Bentley** was named to the John R. Wooden Award Midseason Top 20 list. Selected by the Wooden Award National Advisory Board, the list is made up of 20 student-athletes who, based on their performances in November, December, and January, are the frontrunners for college basketball's most prestigious honor. Bentley is one of two student-athletes from the Big Ten (Ohio State's Samantha Prahalis) to be named to the midseason list.

2012 RECRUITING CLASS

ESPN/HoopGurlz 34th-ranked recruit Candice Agee signed a National Letter of Intent (NLI) to play of the Lady Lions beginning in the 2012-13 season. The 6-6 center from Silverado High School in Victorville, Calif. signed her NLI in November in a ceremony at her high school. The signing of Agee and addition of transfer Dara Taylor, the Lady Lions have the 18th-ranked recruiting class by Dan Olson's Collegiate Girls Basketball Report.

Agee is the first commit in the Lady Lions' 2012 recruiting class, averaged 17.0 points, 10.9 rebounds, 7.3 blocks and 2.7 steals per game for the Hawks as a junior. The native of Victorville, Calif. is a highly touted recruit, ranking 34th by ESPN/HoopGurlz, 38th by Collegiate Girls Report, 17th by Blue Star Basketball and 40th by All-Star Girls Report and Peach State. The Hawks finished the season with a 22-6 record with a perfect conference record en route to the Desert Sky title.

Agee is a three-time Desert Sky League first team selection and was the league's Most Valuable Player as a junior. Additionally, she was the Daily Press Girls' Athlete of the Year. Agee begins her senior season with 991 career points, 649 rebounds and 390 blocks. was named to the All-Region first team as a junior. The center plays her AAU ball with West Coast Premier. Agee also plays volleyball at Silverado High School. Agee chose Penn State over Kansas State, Miami, UNLV, UCLA, USC, Tennessee, Vanderbilt, North Carolina, Georgetown, Georgia, Oregon, Oregon State, Washington and Washington State.

SEASON HIGH FOR NICKSON: In her first full action in three games, junior forward **Mia Nickson** returned with a vengeance with a season-high 18 points. The effort passes her previous season high of 12 points at Nebraska on Jan. 15. Nickson was 8-for-9 from the free throw line in the game and also pulled in six rebounds.

HELPERS TOP 10 FOR AB: With a pair of assists at Michigan State Jan. 29, junior guard **Alex Bentley** moved into the Top 10 on Penn State's career assists chart. Bentley now has 429 assists with her eyes set on Tanisha Wright, who had 484 dimes from 2002-05. Bentley is just the 11th player in school history to reach 400 assists.

PERFECT ROAD START: The Lady Lions got off to a 4-0 start on the road in the Big Ten for the first time since 2003-04 when that squad started 5-0.

GREENE GETS 700TH POINT: Junior center **Nikki Greene** surpassed the 700-point mark for her career with a 13-point performance at Michigan Jan. 26. Greene now has 780 points in her three seasons in Happy Valley.



ARI'S DOUBLE DUTY: Sophomore guard/forward **Ariel Edwards** posted her first career double-double in the win over Iowa on Jan. 22 with career highs of 17 points and 11 rebounds. Her previous career-best in points was 16 at Oakland (11/18/10) and her previous high in rebounds was nine vs. UMES (12/11/11).

LUCAS HELD TO SINGLE DIGITS: Sophomore guard **Maggie Lucas** scored seven points in the win over Iowa Jan. 22, marking just the seventh time in her career that she finished with less than 10 tallies. It is the first time that Lucas did not reach double digits since scoring seven points in the NCAA Tournament matchup with DePaul (3/21/11).

BIG TEN, BIG POINTS: The Lady Lions' 93 points in a 93-73 win over Nebraska Jan. 15 are the most points scored by a Penn State team against a Big Ten foe since a 95-62 win at Ohio State on Feb. 3, 2002. The 93 tallies were also the most points scored against Nebraska in the Devaney Center since giving up 94 points to Kansas State in the 2005 season.

ANOTHER RANKED WIN: The 93-73 win at Nebraska Jan. 15 marked the second win over a ranked opponent for the Lady Lions this season (#14/13 North Carolina). It was also the largest margin of victory over a ranked team since a 23-point win (77-54) over #23 Purdue on Jan. 20, 2005.

MIA DOUBLES AGAIN: Junior forward **Mia Nickson** posted her second double-double of the season and eighth of her career with 12 points and 11 rebounds in 36 minutes at Nebraska Jan. 15. Nickson also added a pair of assists and a block in the win.

GRAY INTO TOP 10: Senior **Zhaque Gray** moved into seventh place in the Penn State three-point field goals record books with a pair of triples at Nebraska Jan. 15. With 134 career triples, Gray passed Tina Nicholson (124) for seventh place.

HUSKER HISTORY QUESTION: With their win over Nebraska Jan. 15, the Lady Lions handed the Huskers their first Big Ten Conference loss. That win, coupled with the first-ever Big Ten win for Nebraska on Dec. 30, has made the Lady Lions an interesting trivia fact of being the team to give Nebraska its first Big Ten win and Big Ten loss.

LUCAS MATCHES HER NUMBER: Sophomore guard **Maggie Lucas** scored 28 points in the second half en route to a career-high 33 points in the loss to Michigan State Jan. 7. It was the first career 30-point game for the sharp-shooter and are the most points by a Penn State player since Tyra Grant had 33 points at Iowa on Feb. 1, 2009. It was also the first 30-point effort for a Lady Lion since Grant had 32 tallies versus the Hawkeyes in the Big Ten Tournament (3/5/10).

LUCAS EQUALS BJC 3S RECORD: With seven triples against Michigan State Jan. 7, including six in the second half, sophomore guard **Maggie Lucas** tied the BJC record for three-pointers in a game. She equals the mark set by Adrienne Squire (2/12/06), Kelly Mazzante (1/9/03) and Iowa's Kamille Wahlin (12/28/09). The seven triples tie Lucas' career mark, which she also set against Hartford in Mexico on Nov. 27, 2010.

GREENE GET REJECTION #150: With a pair of blocks at Wisconsin Jan. 2, junior center **Nikki Greene** became the sixth player in school history with 150 career blocks. She joins a list that includes Kim Calhoun, Mary Donovan, Rashana Barnes, Andrea Garner and Amanda Brown.

LUCAS LENDS HELPING HAND: Sophomore guard **Maggie Lucas** was in a giving mood to start the New Year with a career-high seven assists in the win at Wisconsin Jan. 2. The seven helpers pass her previous career high of five set against Nevada and Middle Tennessee State earlier this year.

DOUBLE TROUBLE FOR MIA: In just her second game back after missing six games due to a mild concussion, junior **Mia Nickson** posted her first double-double of the season and seventh of her career with 10 points and 14 rebounds at Wisconsin Jan. 2. Nickson dominated the offensive glass, hauling in eight caroms. After struggling from the field early in the season, Nickson was efficient against the Badgers, going 5-for-6 from the floor.

A THIEF NAMED ALEX: Junior guard **Alex Bentley** registered a career-high eight steals in the Big Ten opener against Nebraska Dec. 30. Her eight thefts are the most by a Lady Lion since Kelly Mazzante had eight steals against Fairfield on Dec. 2, 2001 and were just two shy of the school's single-game record set three times by Suzie McConnell.

NICKSON RETURNS: After missing the six games with a concussion, junior **Mia Nickson** returned to the Lady Lion lineup against Nebraska Dec. 30. She accounted for four points, seven rebounds and a steal against the Cornhuskers. Nickson also missed a pair of games earlier in the season with concussion-like symptoms.

STRUGGLES FROM THE FIELD: The Lady Lions were held to just seven points in the final 12:50 in the loss to Nebraska in the Big Ten opener Dec. 30. Penn State shot just 29.4% from the field, including a 23.3% effort in the second half. It was the worst shooting percentage since the Lady Lions connected on just 27.3% of their shots against Wisconsin on Feb. 25, 2010.

LUCAS NOTCHES ANOTHER 3S RECORD: **Maggie Lucas** added her name to another Penn State three-pointers record with a perfect 4-for-4 effort from long range against Bucknell Dec. 21 to tie the school record for three-point field goal percentage (min. 4 att.). It was the first perfect performance from downtown (min. 4 att.) for the Lady Lions since Jess Brungo was 5-for-5 at Clemson on Dec. 7, 2002. Lucas shares the record with Brungo's Clemson performance and a 4-for-4 mark versus Illinois (2/15/01) and Lisa Faloon's 4-for-4 day versus Rhode Island (2/28/87).

PERFECT HOME NON-CON SLATE: The Lady Lions completed a perfect home non-conference schedule with a dominating 103-42 win over Wagner Dec. 18. Penn State was victorious in all six home non-conference games for the first time since going 7-0 in the 2007-08 campaign, **Coquese Washington's** first season.

SOLID NON-CON SEASON: The Lady Lions posted their second consecutive double-digit non-conference win total with a victory at Bucknell Dec. 21. Penn State finished 10-2 in the non-conference slate to post just their third non-conference double figure win total since joining the Big Ten in 1992-93 (10 - 2002-03; 11 - 2010-11).

CENTURY MARK TIMES THREE: The Lady Lions reach the 100-point mark for the third time this season with a 103-42 victory over Wagner Dec. 18. Penn State also posted 103 tallies in wins over North Carolina (103-84) and Nevada (103-65). The three 100-point games are tied for the fourth-most 100-point games in a season in school history. The record for 100-point contests is six by the 1984-85 squad. The 1992-93, 1980-81 and 1978-79 teams each reached the century mark three times.

WALDNER WALES ON BOARDS: Freshman post player **Tori Waldner** posted the first double-digit rebounding performance of her career with 10 caroms against Wagner Dec. 18. The rookie hauled in three offensive boards and seven defensive caroms to lead all players. Her previous personal best was nine rebounds against UMES.

PERFECT FROM THE FIELD: Junior center **Nikki Greene** made consecutive last 11 shots from the field after going 5-for-5 in the second half against Virginia Tech and 6-for-6 versus UMES. The performance against the Lady Lions was just the second perfect effort from the field by Greene. Her other perfect outing was against Minnesota (1-1) her freshman season (Dec. 6, 2009).

GRABBING BOARDS: Freshman **Tori Waldner** and sophomore **Ariel Edwards** each snared a career-high nine rebounds in the win over UMES Dec. 11. In addition to her nine caroms, Waldner tied her career-high two blocks and played a personal-best 21 minutes. Edwards also dished out a career-best three assists in the win.





COQUESE WASHINGTON

**Head Coach
5th Season**

PENN STATE LADY LION BASKETBALL

Coquese Washington, who helped lead Notre Dame to the 2001 NCAA Championship, was introduced as the fifth head coach of the Penn State women's basketball program on April 23, 2007. Washington is the first female African-American head coach in Penn State history.

The Lady Lions returned to the national stage in Washington's fourth year with a second-place finish in the Big Ten regular season standings, a runner-up finish in the Big Ten Tournament and a berth in the NCAA Tournament. Penn State tallied its most victories since the 2003-04 campaign and 23rd 20-win season with a 25-10 overall record and an 11-5 mark in conference play. The Lady Lions worked their way back to the "Big Dance" for the first time since 2004-05 and advanced to the second round for the first time in seven years with a win over Dayton in the first round in front of a raucous Bryce Jordan Center crowd. After a remarkable season in the books and steps toward returning the Lady Lions to national prominence, Washington was selected as the 2011 BCA Female Coach of the Year.

Penn State was a dominating force from the perimeter as the Lady Lions tied the school record with 228 three-pointers and led NCAA Division I from deep with a .415 three-point field goal percentage. Pacing the Lady Lions from downtown was Maggie Lucas, who broke the Big Ten three-pointers record with 112 triples to go along with a .426 shooting percentage. For her efforts, Lucas was selected as the Big Ten Freshman of the Year and Big Ten Sixth Player of the Year while breaking the Penn State freshman season scoring record (552 pts.). Additionally with Washington's guidance, Alex Bentley became the 11th different player in school history to take home first team All-Big Ten accolades after finishing second in the conference in assists. After outstanding seasons, both Lucas and Bentley were invited to the USA Basketball World University Games Trials.

Washington's third season saw the Lady Lions return to the postseason for the first time since 2004-05 with a WNIT berth. The Lions earned their most overall wins (17) and conference wins (8) since the 2004-05 campaign en route to a sixth-place finish in the Big Ten.

Washington led Tyra Grant to back-to-back first team All-Big Ten honors and *Associated Press* Honorable Mention All-America accolades in her senior season. Grant capped off her career by being selected by the Phoenix Mercury

in the second round of the WNBA Draft. The four-time all-conference pick left Penn State third in school history in scoring with 2,044 points. Washington also guided Bentley to third team All-Big Ten honors, as well as a unanimous selection to the Big Ten All-Freshman team.

That year, Washington and the Lady Lions garnered one of the top recruiting classes in the country, finishing 22nd on the ESPN/HoopGurlz recruiting chart. The class included just the second McDonald's High School All-American in Penn State history in Lucas, WBCA High School All-American Ariel Edwards and All-State selection Talia East.

In Washington's second season, the Lady Lions moved up three positions in the Big Ten standings, finishing in a tie for seventh place. Under Washington's guidance in 2008-09, Grant became the 10th different player in school history to earn first team All-Big Ten honors.

The Coquese Washington era started in style as the Lady Lions won their first three games of the season, including a win over #20/21 Pittsburgh, to claim the WBCA Classic title. Just three weeks later, Washington guided the Lady Lions to their first ever win over perennial contender and 10th-ranked Duke in the inaugural Big Ten/ACC Challenge, a game that was televised on ESPN2.

Washington came to Happy Valley after eight seasons as an associate head coach and assistant coach under Muffet McGraw at Notre Dame, her alma mater. During Washington's eight years on the bench, Notre Dame amassed a 188-69 record with eight NCAA Tournament appearances, including four Sweet Sixteen runs and a National Championship in 2001.

Washington was a four-year starting point guard for Notre Dame under McGraw and was the team captain on Notre Dame's first-ever NCAA Tournament team. She was a two-time All-Midwestern Collegiate Conference (MCC) selection and led Notre Dame to three MCC Tournament titles.

The epitome of a student-athlete, Washington graduated from Notre Dame in 1992, a full year ahead of schedule, with a bachelor's degree in history. She went on to attain "Double Domer" status in 1997 after earning her Juris Doctorate from the Notre Dame Law School.

In addition to assisting with the efforts of the WBCA Pink Zone at Penn State to raise money and awareness for breast cancer, Washington created Coquese's Drive for the

THE WASHINGTON FILE

COACHING RESUME

2007-pres. - Head Coach, Penn State University
 2011-pres. - President, NCAA Women's Basketball Issues Committee
 2010-pres. - Treasurer, WBCA Executive Committee
 2008-pres. - Member, WBCA Board of Directors
 2009-pres. - Member, USA Basketball Women's Junior National Committee
 2005-07 - Assoc. Head Coach, Univ. of Notre Dame
 1999-05 - Assistant Coach, Univ. of Notre Dame

PLAYING EXPERIENCE

2002-03 - WNBA's Indiana Fever
 2000-02 - WNBA's Houston Comets
 1998-99 - WNBA's New York Liberty
 1997-98 - ABL's Portland Power
 1989-93 - University of Notre Dame

EDUCATION

Notre Dame '92, B.A. History
 Notre Dame Law School '97, Juris Doctorate

NOTABLE

- ❖ 2012 Big Ten Coach of the Year.
- ❖ 2011 BCA Female Coach of the Year.
- ❖ Helped guide Notre Dame to the 2001 NCAA Championship.
- ❖ Eight consecutive recruiting classes at Notre Dame ranked in the Top 25 nationally.
- ❖ Notre Dame had four Sweet Sixteen appearances and eight NCAA Tournament berths during Washington's tenure.
- ❖ Point guard for the 2000 WNBA Champion Houston Comets.
- ❖ Founding Pres., WNBA Players Assoc., 1999-01.
- ❖ Actively negotiated first two collective bargaining agreements for the WNBA.
- ❖ Inducted into the Greater Flint Area Sports Hall of Fame in Dec. 2009.

FAMILY

Husband: Raynell Brown
 Children: Quenton (6), Rhaiyna (2)

Women's Resource Center. The first four Coquese's Drives raised more than \$56,869 for the Centre County Women's Resource Center to aid in the fight against domestic violence.

Washington is currently serving on the 29-member WBCA Board of Directors, where she is the Treasurer of the Executive Committee. Washington is also a member of the USA Basketball Women's Junior National Team Selection Committee.

A native of Flint, Mich., Washington and her husband, Raynell Brown, have a son, Quenton (6), and a daughter, Rhaiyna (2). They reside in Port Matilda, Pa.

Washington's Coaching Record vs. Opponents

Arizona..... 1-0	DePaul.....0-1	Indiana..... 4-4	Monmouth..... 1-0	Prairie View A&M..... 1-0	Wagner..... 1-0
Army..... 1-0	Drexel..... 2-1	Iowa..... 5-5	Nebraska..... 1-1	Purdue..... 2-8	Washington State..... 1-0
Boston College.....0-1	Florida State..... 0-1	Iowa State..... 1-0	Nevada..... 1-0	Rider..... 1-0	Wisconsin..... 4-5
Bucknell..... 5-0	Georgetown..... 1-0	Maine..... 1-0	NJIT..... 1-0	South Carolina.....4-1	UW-Green Bay.....0-1
Buffalo..... 1-0	Georgia Tech.....0-1	UMES..... 1-0	North Carolina..... 1-0	Stony Brook..... 1-0	Xavier..... 0-1
Charlotte..... 1-0	Hartford..... 1-0	Michigan..... 7-3	Northwestern.....6-1	Syracuse..... 0-1	
Connecticut.....0-1	Hofstra..... 0-1	Michigan State.....2-7	Oakland..... 2-0	Texas A&M..... 0-1	
Coppin State..... 1-0	Holy Cross..... 1-0	Middle Tennessee..... 1-0	Ohio State..... 2-6	Texas Tech..... 1-1	
Dayton..... 2-1	Illinois..... 8-3	Minnesota..... 5-6	Old Dominion.....0-1	Utah..... 1-0	
Delaware..... 1-1		Mississippi..... 1-0	Pittsburgh..... 2-1	Virginia Tech..... 1-0	



#12/14 Penn State 101, Bloomsburg 81

Exhibition Game * Nov. 5, 2011 * University Park, Pa.

Bloomsburg 81

#	Player	Total			3-Ptr			Rebounds			PF	TP	A	TO	Blk	Stl	Min
		FG-FGA	FG-FGA	FT-FTA	FG-FGA	FG-FGA	FT-FTA	Off	Def	Tot							
03	GALLAGHER, Kelsey	8-15	4-5	2-2	1	3	4	1	22	1	4	1	1	1	1	25	
20	FLANAGAN, Alyssa	0-2	0-1	2-4	1	3	4	2	2	6	4	2	1	1	1	28	
22	OXENRIDER, Kayla	4-11	1-3	5-6	0	3	3	2	14	2	7	1	2	3	33		
31	ELIS, Lauren	1-2	0-0	0-0	2	7	9	4	2	3	0	0	0	0	32		
34	WIELLER, Dana	5-10	3-5	3-4	1	3	4	5	16	0	4	0	0	0	23		
04	DUDECK, Brianna	0-3	0-0	0-0	1	0	1	0	0	0	1	0	0	0	6		
10	NYCE, Courtney	0-3	0-2	0-0	0	1	1	2	0	0	2	0	0	0	5		
15	NOACK, Catherine	6-8	5-6	2-2	2	2	4	0	19	1	2	0	0	0	26		
30	SIMMONS, Marla	2-4	0-1	2-2	1	3	4	1	6	1	2	0	0	0	11		
32	BORSKI, Maggie	0-0	0-0	0-0	0	0	0	0	0	1	0	0	0	0	11		
	Team				1	0	1										
	Totals	26-58	13-23	16-20	10	25	35	17	81	15	26	4	4	4	200		

FG % 1st Half:	11-26	42.3%	2nd half:	15-32	46.9%	Game:	26-58	44.8%
3FG % 1st Half:	7-10	70.0%	2nd half:	6-13	46.2%	Game:	13-23	56.5%
FT % 1st Half:	6-9	66.7%	2nd half:	10-11	90.9%	Game:	16-20	80.0%

Penn State 101

#	Player	Total			3-Ptr			Rebounds			PF	TP	A	TO	Blk	Stl	Min
		FG-FGA	FG-FGA	FT-FTA	FG-FGA	FG-FGA	FT-FTA	Off	Def	Tot							
12	Gray, Zhaque	4-12	1-4	0-0	0	1	1	4	9	0	1	0	2	3	30		
20	Bentley, Alex	7-12	0-2	2-2	2	6	8	2	16	9	2	0	7	3	30		
24	Nickson, Mia	5-9	0-0	4-4	3	1	4	3	14	0	0	1	1	22			
33	Lucas, Maggie	10-15	7-8	8-9	0	3	3	2	35	1	1	0	1	35			
04	Greene, Nikki	6-8	0-0	0-2	4	3	7	3	12	0	2	0	0	16			
55	East, Talia	2-3	0-0	0-0	2	3	5	2	4	0	1	0	2	13			
23	Edwards, Ariel	1-10	0-1	2-3	3	3	6	3	4	0	2	0	1	30			
25	Studevent, Gizelle	2-8	0-1	0-0	1	1	2	1	4	0	2	0	0	20			
44	Waldner, Tori	1-1	0-0	1-1	0	1	1	0	3	0	0	0	0	4			
	Team				2	1	3			1							
	Totals	38-78	8-16	17-21	17	23	40	20	101	10	12	1	14	200			

FG % 1st Half:	18-41	43.9%	2nd half:	20-37	54.1%	Game:	38-78	48.7%
3FG % 1st Half:	4-11	36.4%	2nd half:	4-5	80.0%	Game:	8-16	50.0%
FT % 1st Half:	7-9	77.8%	2nd half:	10-12	83.3%	Game:	17-21	81.0%

Officials: Kevin Pethel, Kathy Ridilla, Shannon Fack
 Technical fouls: Bloomsburg-None. Penn State-None.
 Attendance: 7742

Score by periods	1st	2nd	Total
Bloomsburg	35	46	81
Penn State	47	54	101

Last FG - BLOOM 2nd-01:25, PSU 11:22 2nd-01:08.
 Largest lead - BLOOM by 5 1st-18:42, PSU 11:22 by 20 2nd-11:10.

Points In Off 2nd Fast
 BLOOM 20 20 18 3
 PSU 11:12 33 23 16 15

Score tied - 4 times.
 Lead changed - 3 times.

Notable

- Sophomore guard **Maggie Lucas** led the Lady Lions' offensive outburst with 35 points, including a 7-for-8 effort from three-point range.
- Alex Bentley** had an all-around performance with 16 points, eight rebounds, nine assists and seven steals.
- Junior forward **Mia Nickson** also reached double figures with 14 points and four rebounds.

#12/14 Penn State 65, Middle Tennessee State 49

Game #2 * Nov. 13, 2011 * University Park, Pa.

Middle Tennessee 49 • 1-1

#	Player	Total			3-Ptr			Rebounds			PF	TP	A	TO	Blk	Stl	Min
		FG-FGA	FG-FGA	FT-FTA	FG-FGA	FG-FGA	FT-FTA	Off	Def	Tot							
01	Brinkley, Janay	0-8	0-3	0-0	0	1	3	4	1	0	3	0	0	2	24		
13	Ellie, Ivelyn	5-10	1-4	2-2	3	7	10	5	13	0	1	0	3	3	37		
21	Rowe, Ebony	4-12	0-0	4-6	5	8	13	1	12	2	3	1	0	40			
24	Jones, Kortni	4-14	3-10	2-2	0	4	4	0	13	3	4	0	0	40			
42	Stewart, KeKe	2-7	2-6	1-2	0	3	3	4	7	2	2	3	0	19			
05	Cason, Shanice	0-3	0-3	2-2	1	1	2	3	2	1	5	0	1	28			
11	Ajanaku, Jamila	1-2	0-1	0-0	1	0	1	1	2	0	1	0	0	5			
23	March, Lauren	0-0	0-0	0-0	0	0	0	0	0	0	0	0	0	2			
52	Leonard, Laken	0-0	0-0	0-0	0	0	0	2	0	1	0	0	0	5			
	Team				1	2	3			2							
	Totals	16-56	6-27	11-14	12	28	40	17	49	12	18	4	6	200			

FG % 1st Half:	10-30	33.3%	2nd half:	6-26	23.1%	Game:	16-56	28.6%
3FG % 1st Half:	3-17	17.6%	2nd half:	3-10	30.0%	Game:	6-27	22.2%
FT % 1st Half:	9-10	90.0%	2nd half:	2-4	50.0%	Game:	11-14	78.6%

Penn State 65 • 2-0

#	Player	Total			3-Ptr			Rebounds			PF	TP	A	TO	Blk	Stl	Min
		FG-FGA	FG-FGA	FT-FTA	FG-FGA	FG-FGA	FT-FTA	Off	Def	Tot							
12	Gray, Zhaque	6-13	2-7	1-1	2	4	6	0	15	2	3	0	0	29			
20	Bentley, Alex	2-10	0-3	4-4	1	1	2	2	8	4	3	0	3	35			
24	Nickson, Mia	1-6	0-0	1-2	5	5	10	2	3	0	0	1	1	30			
33	Lucas, Maggie	4-12	3-9	3-4	1	2	4	2	14	5	3	0	2	35			
04	Greene, Nikki	4-9	0-0	1-3	5	5	10	4	9	0	2	1	1	19			
55	East, Talia	1-4	0-0	0-1	2	4	6	3	2	0	0	1	1	19			
23	Edwards, Ariel	1-10	0-2	2-3	0	1	1	1	10	1	1	0	2	22			
25	Studevent, Gizelle	2-5	0-0	0-0	0	3	3	0	4	1	0	0	0	11			
	Team				5	5	10										
	Totals	24-69	5-21	12-18	21	29	50	14	65	13	12	2	10	200			

FG % 1st Half:	9-33	27.3%	2nd half:	15-36	41.7%	Game:	24-69	34.8%
3FG % 1st Half:	0-10	0.0%	2nd half:	5-11	45.5%	Game:	5-21	23.8%
FT % 1st Half:	8-11	72.7%	2nd half:	4-7	57.1%	Game:	12-18	66.7%

Officials: Mark Zentz, Jennifer Rezac, Kathy Ridilla
 Technical fouls: Middle Tennessee-None. Penn State-None.
 Attendance: 3238

Score by periods	1st	2nd	Total
Middle Tennessee	32	17	49
Penn State	26	39	65

Last FG - MT 2nd-08:29, PSU 2nd-00:29.
 Largest lead - MT by 10 1st-16:57, PSU by 16 2nd-00:29.

Points In Off 2nd Fast
 MT 18 6 11 5
 PSU 28 22 21 15 16

Score tied - 3 times.
 Lead changed - 3 times.

Notable

- The Lady Lions used a 30-6 run, including a 19-0 spurt in the final seven minutes to erase a 10-point second-half deficit.
- The Lady Lions win their 27th regular-season tournament title and third under head coach **Coquese Washington**.
- Junior guard **Alex Bentley** surpassed the 900-point mark for her career with eight points.

#12/14 Penn State 72, Washington 60

Game #1 * Nov. 11, 2011 * University Park, Pa.

Washington State 60 • 0-1

#	Player	Total			3-Ptr			Rebounds			PF	TP	A	TO	Blk	Stl	Min
		FG-FGA	FG-FGA	FT-FTA	FG-FGA	FG-FGA	FT-FTA	Off	Def	Tot							
01	Cook, April	1-5	0-1	0-0	0	3	3	3	2	1	1	1	1	1	18		
03	Adzasu, Rosetta	2-6	0-0	0-0	1	2	3	3	4	5	4	1	1	22			
11	Perkins, Jazmine	4-17	1-5	0-1	4	9	13	2	9	2	1	0	4	28			
21	Tarnowski, Rosie	3-8	1-4	3-3	1	2	3	3	10	0	0	0	1	18			
33	Noyes, Carly	3-6	0-0	0-0	3	1	4	4	6	3	2	0	0	27			
02	Amojo, Ireti	3-15	2-7	1-2	0	1	1	1	9	1	2	0	0	25			
10	Presley, Tia	1-5	0-2	0-0	0	0	0	0	1	2	4	2	0	14			
22	Romberg, Sage	5-8	2-2	0-0	2	5	7	4	12	0	1	0	1	15			
23	Dheensaw, Shalle	0-1	0-0	0-0	0	2	2	0	0	0	0	0	0	5			
24	Thomas, Brandi	1-4	0-0	0-0	3	2	5	1	2	0	2	0	0	13			
42	Potter, Hana	2-7	0-2	0-1	3	1	4	4	4	0	2	0	1	15			
	Team				2	1	3										
	Totals	25-82	6-23	4-7	19	29	48	26	60	16	17	2	9	200			

FG % 1st Half:	17-39	43.6%	2nd half:	8-43	18.6%	Game:	25-82	30.5%
3FG % 1st Half:	1-8	12.5%	2nd half:	5-15	33.3%	Game:	6-23	26.1%
FT % 1st Half:	3-4	75.0%	2nd half:	1-3	33.3%	Game:	4-7	57.1%

Penn State 72 • 1-0

#	Player	Total			3-Ptr			Rebounds			PF	TP	A	TO	Blk	Stl	Min
		FG-FGA	FG-FGA	FT-FTA	FG-FGA	FG-FGA	FT-FTA	Off	Def	Tot							
12	Gray, Zhaque	3-11	1-4	0-1	0	4	4	4	7	1	2	0	1	28			
20	Bentley, Alex	7-13	2-2														

#11/12 Penn State 55, South Carolina 50

Game #4 * Nov. 20, 2011 * Columbia, S.C.

Penn State 55 - 3-1

##	Player	Total		3-Ptr		FT-FTA		Rebounds		PF	TP	A	TO	Bk	Stl	Min
		FG-FGA	FG-FGA	FG-FGA	FT-FTA	Off	Def	Off	Def							
23	Edwards, Ariel	f	5-7	0-1	0-0	1	6	7	3	10	1	4	0	1	31	
54	Greene, Nikki	c	2-4	0-0	1-2	1	3	4	4	5	1	3	1	0	19	
12	Gray, Zhaque	g	1-5	0-1	4-4	0	4	4	2	6	2	1	1	1	38	
20	Bentley, Alex	g	1-4	0-0	4-4	0	2	2	2	6	3	7	0	1	32	
33	Lucas, Maggie	g	7-13	0-4	4-4	0	2	2	2	18	2	2	0	1	38	
05	East, Talia		3-6	0-0	0-0	1	14	15	2	6	0	3	7	1	29	
25	Studevent, Gizelle		0-0	0-0	0-0	0	1	1	0	0	1	2	0	1	5	
40	Wolfe, Marisa		2-3	0-0	0-0	0	0	0	1	4	0	0	0	0	7	
44	Waldner, Tori		0-0	0-0	0-0	0	0	0	0	0	0	1	0	0	1	
Team			2-2		4-4		0-0		2-2		10-23		9-6		200	

FG % 1st Half: 11-22 50.0% 2nd half: 10-20 50.0% Game: 21-42 50.0% Deadball Rebounds: 0
 3FG % 1st Half: 0-2 0.0% 2nd half: 0-4 0.0% Game: 0-6 0.0%
 FT % 1st Half: 4-4 100.0% 2nd half: 9-10 90.0% Game: 13-14 92.9%

South Carolina 50 - 3-1

##	Player	Total		3-Ptr		FT-FTA		Rebounds		PF	TP	A	TO	Bk	Stl	Min
		FG-FGA	FG-FGA	FG-FGA	FT-FTA	Off	Def	Off	Def							
12	STEPHENS, Charenee	f	1-3	0-0	2-3	5	3	8	0	4	0	2	0	1	19	
03	WALKER, Ieasia	g	6-20	3-9	0-0	1	3	4	1	15	1	1	0	5	38	
05	GRANT, Markeshia	g	3-12	1-8	0-0	0	0	3	7	2	0	0	1	33		
11	SUTTON, LaKeisha	g	2-17	1-4	2-2	2	0	2	1	0	3	2	1	0	30	
22	NEWTON, Courtney	g	0-1	0-1	0-0	0	0	1	0	0	1	0	1	0	10	
01	WILSON, Ebony		0-0	0-0	0-0	0	0	0	2	0	0	0	0	1		
20	WHITE, Sancheon		0-4	0-1	1-2	2	0	2	2	1	0	0	0	1	12	
21	BRUNER, Ashley		4-8	0-0	1-3	9	9	18	3	9	2	2	2	1	30	
23	ROY, Tina		2-7	1-6	0-0	0	0	0	0	5	0	0	0	0	7	
24	WELCH, Aleighsa		1-4	0-0	0-0	6	0	6	2	2	0	0	1	20		
Team			0-0		0-0		0-0		2-2		8-10		3-10		200	

FG % 1st Half: 9-38 23.7% 2nd half: 10-38 26.3% Game: 19-76 25.0% Deadball Rebounds: 2
 3FG % 1st Half: 2-12 16.7% 2nd half: 4-17 23.5% Game: 6-29 20.7%
 FT % 1st Half: 2-3 66.7% 2nd half: 4-7 57.1% Game: 6-10 60.0%

Officials: Beverly Roberts, Eric Brewton, Felicia Grinter
 Technical fouls: Penn State-None, South Carolina-None.
 Attendance: 2391

Score by periods	1st	2nd	Total
Penn State	26	29	55
South Carolina	22	28	50

Points	In	Off	2nd	Fast	Bench
PSU	26	8	3	4	10
SC	20	17	2	17	

Last FG - PSU 2nd-00:23, SC 2nd-05:47.
 Largest lead - PSU by 6 1st-00:50, SC by 2 2nd-06:40.

Score tied - 4 times.
 Lead changed - 14 times.

Notable

- The Lady Lions used a 13-0 run, including the final six tallies coming from Maggie Lucas, over the final 5:22 to earn the come-from-behind win.
- Talia East rejected a career-high seven shots, which ties her for the third-highest single-game total in school history.
- PSU was held without a three-point field goal for the first time since Jan. 7, 2007 (vs. Michigan).

#17/16 Penn State 103, Nevada 65

Game #6 * Nov. 26, 2011 * Reno, Nev.

Penn State 103 - 5-1

##	Player	Total		3-Ptr		FT-FTA		Rebounds		PF	TP	A	TO	Bk	Stl	Min
		FG-FGA	FG-FGA	FG-FGA	FT-FTA	Off	Def	Off	Def							
12	Gray, Zhaque	*	9-15	1-4	2-3	3	1	4	2	21	3	1	0	2	35	
20	Bentley, Alex	*	11-15	1-2	0-0	0	0	0	2	23	6	1	0	5	29	
24	Nickson, Mia	*	1-3	0-0	0-0	1	0	1	0	2	0	0	1	0	7	
33	Lucas, Maggie	*	9-16	2-4	6-7	1	6	7	3	26	5	4	1	0	35	
54	Greene, Nikki	*	4-9	0-0	3-3	3	4	7	3	11	0	1	0	0	16	
05	East, Talia		4-6	0-0	0-4	3	3	6	1	8	0	1	0	1	14	
23	Edwards, Ariel		1-3	0-0	0-0	0	4	4	1	2	1	2	0	2	22	
25	Studevent, Gizelle		3-6	0-0	0-0	1	2	3	0	6	3	0	0	0	22	
40	Wolfe, Marisa		1-2	0-0	2-2	0	2	2	3	4	1	2	0	0	8	
44	Waldner, Tori		0-2	0-0	0-0	1	2	3	3	0	1	2	0	2	12	
Team			1-4		5-5		0-0		1-4		10-28		2-12		200	

FG % 1st Half: 21-40 52.5% 2nd half: 22-35 62.9% Game: 43-75 57.3% Deadball Rebounds: 4.1
 3FG % 1st Half: 3-7 42.9% 2nd half: 1-3 33.3% Game: 4-10 40.0%
 FT % 1st Half: 4-7 57.1% 2nd half: 9-12 75.0% Game: 13-19 68.4%

Nevada 65 - 2-3

##	Player	Total		3-Ptr		FT-FTA		Rebounds		PF	TP	A	TO	Bk	Stl	Min
		FG-FGA	FG-FGA	FG-FGA	FT-FTA	Off	Def	Off	Def							
03	Sharp, Danika	*	5-13	2-3	2-2	1	1	2	2	14	1	3	0	0	28	
21	Kevoiken, Kate	*	3-10	3-7	5-6	0	2	2	1	14	4	2	0	1	30	
23	Johnson, Amanda	*	3-14	0-5	2-2	0	5	5	3	8	4	5	0	1	39	
32	Wideman, Arielle	*	2-7	1-2	0-0	2	0	2	2	5	2	7	0	0	28	
34	Williams, Kayla	*	5-9	0-1	4-4	1	4	5	14	0	3	3	1	0	20	
05	Brennan, Chanelle		0-0	0-0	0-0	2	1	3	1	0	0	2	0	0	11	
12	Lois, Faith		0-0	0-0	0-0	0	0	0	0	0	0	1	0	0	3	
14	Johnson, Aja		1-2	0-0	0-0	2	3	5	0	2	0	1	0	0	8	
25	Burns, Emily		0-2	0-0	0-0	0	1	1	0	0	0	0	0	0	4	
25	Gough, Christina		2-4	2-4	0-0	0	0	0	0	6	0	0	0	0	6	
44	Smith, Amber		0-1	0-1	0-0	0	1	1	0	0	0	1	0	0	6	
55	Mungedi, Mimi		1-2	0-0	0-0	2	0	2	2	2	0	0	0	0	17	
Team			4-1		5-5		0-0		4-1		14-19		33-17		65	

FG % 1st Half: 14-34 41.2% 2nd half: 8-30 26.7% Game: 22-64 34.4% Deadball Rebounds: 1.1
 3FG % 1st Half: 3-9 33.3% 2nd half: 5-13 35.7% Game: 8-23 34.8%
 FT % 1st Half: 3-5 60.0% 2nd half: 10-10 100.0% Game: 13-15 86.7%

Officials: Kyle Bacon, Shelley Nakasone, Rick Morris
 Technical fouls: Penn State-None, Nevada-None.
 Attendance: 759
 John Ascuaga's Nugget Classic - Championship

Score by periods	1st	2nd	Total
Penn State	49	54	103
Nevada	34	31	65

Points	In	Off	2nd	Fast	Bench
PSU	62	36	18	34	20
NEVADA	18	10	13	9	10

Last FG - PSU 2nd-01:05, NEVADA 2nd-00:02.
 Largest lead - PSU by 42 2nd-07:06, NEVADA None.

Score tied - 1 time.
 Lead changed - 0 times.

Notable

- The Lady Lions won their 28th regular-season tournament title with the win in the Nugget Classic title game and the second this season (Lady Lion Classic).
- Alex Bentley was selected as the Tournament MVP and Maggie Lucas was named to the All-Tournament team.
- The Lady Lions had three 20-point scorers for the first time since a win at Dayton on Nov. 12, 2010.

#17/16 Penn State 66, Iowa State 59

Game #5 * Nov. 25, 2011 * Reno, Nev.

Iowa State 59 - 3-1

##	Player	Total		3-Ptr		FT-FTA		Rebounds		PF	TP	A	TO	Bk	Stl	Min
		FG-FGA	FG-FGA	FG-FGA	FT-FTA	Off	Def	Off	Def							
04	Moody, Nikki	*	1-11	1-7	4-6	1	3	4	0	7	1	3	0	0	33	
05	Christofferson, H.	*	1-5	0-4	4-5	3	2	5	3	6	0	3	2	0	23	
10	Mansfield, Lauren	*	2-6	1-3	0-0	0	4	4	3	5	1	2	0	1	34	
12	Schroll, Jessica	*	3-7	0-1	1-2	1	2	3	3	7	2	1	1	1	29	
33	Poppens, Chelsea	*	3-8	0-0	5-13	6	11	17	4	11	1	3	1	1	16	
03	Harris, Kelsey		0-0	0-0	1-2	0	0	0	1	1	1	1	0	0	5	
21	Mays, Kileah		2-4	0-0	1-2	1	3	4	2	5	0	0	1	0	12	
22	Williamson, Brynn		5-10	4-9	1-2	0	2	2	1	15	0	0	1	1	29	
23	Cole, Chassidy		0-1	0-1	2-3	0	0	0	1	2	1	0	0	0	12	
32	Ellis, Fallon		0-1	0-1	0-0	0	1	1	0	0	0	0	0	0	4	
42	Zimmerman, Amanda		0-0	0-0	0-0	0	1	1	0	0	0	1	0	0	1	
Team			1-2		3-3		0-0		1-2		13-31		44-18		59	

FG % 1st Half: 7-25 28.0% 2nd half: 10-28 35.7% Game: 17-53 32.1% Deadball Rebounds: 8
 3FG % 1st Half: 2-10 20.0% 2nd half: 4-16 25.0% Game: 6-26 23.1%
 FT % 1st Half: 12-24 50.0% 2nd half: 7-11 63.6% Game: 19-35 54.3%

Penn State 66 - 4-1

##	Player	Total		3-Ptr		FT-FTA		Rebounds		PF	TP	A	TO	Bk	Stl	Min
		FG-FGA	FG-FGA	FG-FGA	FT-FTA	Off	Def	Off	Def							
12	Gray, Zhaque	*	5-7	2-2	2-2	0	3	3	4	14	2	0	0	1	30	
20	Bentley, Alex	*	5-13	2-5	1-2	0	3	3	4	13	3	0	0	4	31	
24	Nickson, Mia	*	2-8	0-0	1-4	4	9	13	4	5	2	1	0	0	26	
33	Lucas, Maggie	*	5-15	1-												

#19/25 Texas Tech 70, #16/15 Penn State 66

Game #8 * Dec. 3, 2011 * Lubbock, Texas

Penn State 66 • 6-2

#	Player	Total		3-Ptr		Rebounds			PF	TP	A	TO	Blk	Stl	Min
		FG-FGA	FG-FGA	FT-FTA	Off	Def	Total								
23	Edwards, Ariel	1-5	0-0	1-2	3	2	5	2	3	2	1	1	3	29	
54	Greene, Nikki	2-4	0-0	7-8	3	5	8	4	11	0	2	1	0	20	
12	Gray, Zhaque	3-8	0-2	2-2	0	2	2	1	8	3	2	0	0	33	
20	Bentley, Alex	6-15	1-2	5-6	0	2	2	3	18	3	2	0	1	38	
33	Lucas, Maggie	5-13	1-5	4-4	0	1	1	1	15	2	3	0	3	33	
05	East, Talia	3-5	0-0	2-2	2	6	8	4	6	0	2	1	2	20	
25	Studevent, Gizelle	0-1	0-0	0-0	0	0	0	0	1	0	0	0	1	8	
40	Wolfe, Marisa	0-2	0-0	0-0	2	2	4	3	0	0	0	0	0	7	
44	Waldner, Tori	2-5	0-0	1-2	1	2	3	4	5	1	1	1	0	12	
	Team				2	1	3								
	Totals	22-58	2-9	20-26	13	23	36	23	66	11	13	4	10	200	

FG % 1st Half: 14-26 53.8% 2nd half: 8-32 25.0% Game: 22-58 37.9%
 3FG % 1st Half: 0-2 0.0% 2nd half: 2-7 28.6% Game: 2-9 22.2%
 FT % 1st Half: 8-12 66.7% 2nd half: 12-14 85.7% Game: 20-26 76.9%

TTU 70 • 7-0

#	Player	Total		3-Ptr		Rebounds			PF	TP	A	TO	Blk	Stl	Min
		FG-FGA	FG-FGA	FT-FTA	Off	Def	Total								
20	MALLARD, KIERRA	6-18	2-4	4-4	9	6	15	4	18	3	7	1	3	31	
41	BAKER, KELSI	1-3	0-1	0-2	2	3	5	3	2	1	1	0	1	20	
05	HYDE, CHRISTINE	3-9	0-3	1-3	1	5	6	3	7	2	2	0	1	30	
15	MORRIS, CASEY	4-15	4-10	1-1	2	1	3	1	13	2	1	0	2	37	
23	SMALLS, MONIQUE	3-7	1-2	8-11	2	6	8	1	25	7	0	0	2	38	
00	BROWN, CHYNNIA	1-7	0-3	0-0	0	0	0	0	2	2	0	3	0	11	
01	BARNCASTLE, JORDAN	2-3	2-3	0-0	0	0	2	1	6	1	0	0	0	12	
12	BATTLE, AMBER	0-0	0-0	0-0	0	0	0	0	0	0	0	0	0	2	
24	BOKENKAMP, MARY	0-0	0-0	0-0	0	0	0	0	0	0	0	0	0	2	
33	NOBLES, SHAUNTAL	2-3	0-0	3-5	3	2	5	7	0	1	0	1	0	16	
42	WALKER, EBONY	0-0	0-0	0-0	0	0	0	1	0	0	1	0	0	1	
	Team				3	1	4								
	Totals	22-65	9-26	17-26	22	26	48	22	70	16	18	2	9	200	

FG % 1st Half: 10-33 30.3% 2nd half: 12-32 37.5% Game: 22-65 33.8%
 3FG % 1st Half: 5-15 33.3% 2nd half: 4-11 36.4% Game: 9-26 34.6%
 FT % 1st Half: 9-15 60.0% 2nd half: 8-11 72.7% Game: 17-26 65.4%

Officials: Tina Napier, Felicia Grinter, Jesse Dickerson
 Technical fouls: Penn State-Edwards, Ariel. TTU-BAKER, KELSI.
 Attendance: 8923

Score by periods	1st	2nd	Total	In	Off	2nd	Fast
Penn State	36	30	66	Paint	T/O	Chance	Break
TTU	34	36	70	28	20	14	8
				20	12	16	15

Last FG - PSU 2nd-00:36, TTU 2nd-00:03.
 Largest lead - PSU by 8 1st-09:56, TTU by 7 2nd-03:26.
 Score tied - 13 times.
 Lead changed - 17 times.

Notable

- The Lady Lions shot just 25% (8-32) in the second half as the Lady Raiders rallied.
- Jordan Barncastle hit a three-pointer as the shot clock expired with three seconds remaining on the game to seal the win for TTU.
- Penn State falls to 1-1 in Big 12/Big Ten Challenge games.

#17/18 Penn State 76, UMS 51

Game #10 * Dec. 11, 2011 * University Park, Pa.

UMS 51 • 2-5

#	Player	Total		3-Ptr		Rebounds			PF	TP	A	TO	Blk	Stl	Min
		FG-FGA	FG-FGA	FT-FTA	Off	Def	Total								
15	MERCER, Kwinniyata	1-9	0-5	0-0	1	5	6	2	2	3	0	0	1	26	
21	COOK, Amber	4-12	0-1	4-6	5	4	9	0	12	1	6	0	0	28	
23	SANDERS, Chelsea	3-15	0-1	0-2	2	2	4	4	6	0	1	0	0	29	
24	ROACH, Karona	4-11	0-2	0-0	4	1	5	2	8	1	2	1	1	24	
25	STEWART, Shanycia	2-7	0-0	4-4	5	5	10	3	8	1	1	0	3	27	
01	AGBASI, Adobi	4-10	0-0	0-0	0	2	2	5	8	0	0	3	1	22	
03	SWEENEY, Shawnee	0-0	0-0	0-0	0	0	0	0	0	0	0	0	0	4	
04	FINNEY, Sha-Kiyli	2-6	1-5	0-0	0	3	3	1	5	0	0	0	0	15	
12	BRAXTON, Courtney	0-1	0-0	1-2	0	0	0	2	1	2	1	0	1	13	
13	LONG, Jessica	0-1	0-1	1-2	0	0	0	0	1	0	0	0	0	6	
22	BARF, Porsha	0-3	0-0	0-0	0	0	0	0	0	0	0	0	0	4	
35	COLEMAN, Saisha	0-0	0-0	0-0	0	0	0	0	0	0	0	0	0	2	
	Team				5	2	7								
	Totals	20-75	1-15	10-16	22	24	46	20	51	8	13	4	7	200	

FG % 1st Half: 13-36 36.1% 2nd half: 7-39 17.9% Game: 20-75 26.7%
 3FG % 1st Half: 1-5 16.7% 2nd half: 0-9 0.0% Game: 1-15 6.7%
 FT % 1st Half: 3-4 75.0% 2nd half: 7-12 58.3% Game: 10-16 62.5%

Penn State 76 • 8-3

#	Player	Total		3-Ptr		Rebounds			PF	TP	A	TO	Blk	Stl	Min
		FG-FGA	FG-FGA	FT-FTA	Off	Def	Total								
12	Gray, Zhaque	2-6	1-2	3-4	0	0	0	4	8	1	0	0	0	22	
20	Bentley, Alex	4-7	0-0	3-4	1	3	4	1	11	9	6	0	0	34	
23	Edwards, Ariel	3-11	0-1	1-2	1	8	9	1	7	3	0	1	1	35	
33	Lucas, Maggie	6-14	3-7	5-6	1	4	5	1	20	1	4	0	3	32	
54	Greene, Nikki	6-6	0-0	1-3	0	4	4	3	13	1	3	3	1	16	
05	East, Talia	0-1	0-0	2-2	1	4	5	0	2	1	0	0	0	8	
25	Studevent, Gizelle	3-7	0-0	2-2	2	1	3	2	8	1	1	0	0	19	
40	Wolfe, Marisa	1-4	0-0	1-2	0	3	3	3	3	1	1	2	0	13	
44	Waldner, Tori	2-2	0-0	0-2	1	6	7	3	4	0	1	2	0	21	
	Team				4	0	4								
	Totals	27-58	4-10	18-27	11	35	46	18	76	18	16	8	5	200	

FG % 1st Half: 14-31 45.2% 2nd half: 13-27 48.1% Game: 27-58 46.6%
 3FG % 1st Half: 3-7 42.9% 2nd half: 1-3 33.3% Game: 4-10 40.0%
 FT % 1st Half: 9-12 75.0% 2nd half: 9-15 60.0% Game: 18-27 66.7%

Officials: Cameron Inouye, Frank Steratore, Shannon Fleck
 Technical fouls: UMS-AGBASI, Adobi; TEAM, Penn State-None.
 Attendance: 3386

Score by periods	1st	2nd	Total	In	Off	2nd	Fast
UMS	30	21	51	Paint	T/O	Chance	Break
Penn State	40	36	76	26	12	14	4
				28	11	17	17

Last FG - UMSW 2nd-03:59, PSU 2nd-02:21.
 Largest lead - UMSW by 2 1st-15:08, PSU by 25 2nd-00:47.
 Score tied - 3 times.
 Lead changed - 4 times.

Notable

- The Lady Lions held the Lady Hawks to just a 17.9% (7-39) field goal percentage in the second half and holding them without a field goal for the final 3:59 to secure the win.
- With 13 points, **Nikki Greene** also surpassed the 600-point plateau for her career (608).
- Senior **Zhaque Gray** moved into a tie with Jess Brungo for 10th place in all-time three-point field goals made (117).

#17/18 Penn State 66, Virginia Tech 28

Game #9 * Dec. 6, 2011 * University Park, Pa.

Virginia Tech 28 • 2-6

#	Player	Total		3-Ptr		Rebounds			PF	TP	A	TO	Blk	Stl	Min
		FG-FGA	FG-FGA	FT-FTA	Off	Def	Total								
03	Aerial Wilson	4-14	1-2	1-2	1	1	2	3	10	4	6	0	0	38	
13	Alyssa Feyn	1-5	1-4	0-2	3	4	7	1	3	0	6	2	1	35	
21	Brittini Montgomery	0-2	0-0	0-0	0	2	2	4	0	2	0	0	0	13	
31	Monet Teller	2-11	0-3	0-0	1	0	1	3	4	1	5	1	2	27	
43	Latorri Hines-Allen	2-7	0-0	0-0	3	9	12	4	4	0	1	0	1	28	
02	Nicki Staryer	0-0	0-0	0-0	0	0	0	0	0	0	0	0	0	2	
20	Nia Evans	0-2	0-0	0-0	0	1	1	2	0	1	0	0	1	14	
22	Porschia Hadley	1-6	0-0	0-0	1	3	4	1	2	0	1	2	1	25	
23	Larryqua Hall	2-3	1-2	0-0	0	0	0	0	5	0	1	0	1	16	
33	Kelsey Conyers	0-1	0-1	0-0	0	0	0	1	0	0	0	0	0	2	
	Team				1	1	2								
	Totals	12-51	3-12	1-4	10	21	31	19	28	6	23	5	7	200	

FG % 1st Half: 7-27 25.9% 2nd half: 5-24 20.8% Game: 12-51 23.5%
 3FG % 1st Half: 1-5 20.0% 2nd half: 2-7 28.6% Game: 3-12 25.0%
 FT % 1st Half: 0-0 0.0% 2nd half: 1-4 25.0% Game: 1-4 25.0%

Penn State 66 • 7-2

#	Player	Total		3-Ptr		Rebounds			PF	TP	A	TO	Blk	Stl	Min
		FG-FGA	FG-FGA	FT-FTA	Off	Def	Total								
12	Gray, Zhaque	1-4	0-1	4-4	1	4	5	3	6	2	3	0	2	28	
20	Bentley, Alex	4-6	0-0	3-5	0	2	2	1	11	5	1	1	3	31	
23	Edwards, Ariel	1-5	0-2	1-2	0	3	3	0	3	0	1	0	1	34	
33	Lucas, Maggie	8-16	2-5	2-4	1	7	8	0	20	2	2	0	1	35	
54	Greene, Nikki	6-8	0-0	2-8	1	4	5	2	14	1	2	1	3	21	
05	East, Talia	3-5	0-0	0-2	0	3	3	1	6	1	1	1	1	12	
25	Studevent, Gizelle	1-2	0-0	0-0	0	0	0	0	2	0	0	0	2	16	
40	Wolfe, Marisa	1-1	0-0	0-0	1	2	3	0	2	1	2	0	0	12	
44	Waldner, Tori	1-2	0-0	0-0	1	4	5	0	2	1	3	0	1	11	
	Team				4	1	5								
	Totals	26-49	2-8	12-25	9	30	39	9	66	13	15	3	14	200	

FG % 1st Half: 11-28 39.3% 2nd half: 15-21 71.4% Game: 26-49 53.1%
 3FG % 1st Half: 1-6 16.7% 2nd half: 1-2 50.0% Game: 2-8 25.0%
 FT % 1st Half: 4-8 50.0% 2nd half: 8-17 47.1% Game: 12-25 48.0%

Officials: Lisa Mattingly, Felicia Grinter, Sue Blauch
 Technical fouls: Virginia Tech-None, Penn State-None.
 Attendance: 3236

Score by periods	1st	2nd	Total	In	Off	2nd	Fast
Virginia Tech	15	13					

#16/16 Penn State 78, Bucknell 54 Game #12 * Dec. 21, 2011 * Lewisburg, Pa.

Penn State 78 • 10-2

#	Player	Total			3-Ptr			Rebounds			PF	TP	A	TO	Blk	Stl	Min
		FG-FGA	FG-FGA	FT-FTA	FG-FGA	FG-FGA	FT-FTA	Off	Def	Tot							
23	Edwards, Ariel	f	2-4	1-2	2-4	0	2	2	0	7	3	2	0	2	21		
54	Greene, Nikki	f	5-9	0-0	1-2	3	6	9	1	11	1	1	0	1	21		
12	Gray, Zhaque	g	3-8	2-4	0-0	0	0	0	3	8	2	1	0	1	30		
20	Bentley, Alex	g	5-11	1-2	0-0	0	0	0	1	11	7	4	0	4	32		
33	Lucas, Maggie	g	7-10	1-4	4-4	0	5	5	2	22	3	2	0	1	32		
05	East, Talia	g	3-7	0-0	0-0	3	5	8	2	6	2	1	3	1	18		
25	Studevent, Gizelle	g	1-3	0-1	0-0	1	2	3	0	2	0	0	0	1	15		
40	Wolfe, Marisa	g	3-5	0-0	3-3	0	3	3	3	9	0	2	1	2	18		
44	Waldner, Tori	g	1-3	0-0	0-0	0	3	3	1	2	1	3	1	1	13		
Team			3	2	5												
Totals			30-60	8-13	10-13	10	28	38	13	78	19	16	5	14	200		

FG % 1st Half: 13-29 44.8% 2nd half: 17-31 54.8% Game: 30-60 50.0%
3FG % 1st Half: 4-5 80.0% 2nd half: 4-8 50.0% Game: 8-13 61.5%
FT % 1st Half: 4-4 100.0% 2nd half: 6-9 66.7% Game: 10-13 76.9%

BUCKNELL 54 • 2-10

#	Player	Total			3-Ptr			Rebounds			PF	TP	A	TO	Blk	Stl	Min
		FG-FGA	FG-FGA	FT-FTA	FG-FGA	FG-FGA	FT-FTA	Off	Def	Tot							
00	Mgbada, Felicia	f	6-10	0-0	0-0	2	2	4	3	12	0	4	0	0	23		
12	Voss, Rachel	f	5-9	1-2	0-0	3	2	5	0	11	0	5	0	1	29		
55	Horbatuck, Lindsay	f	1-4	0-0	3-6	4	6	10	2	5	3	4	0	1	26		
15	Romine, Shelby	g	3-16	1-8	0-0	1	1	2	1	7	4	0	1	0	36		
22	Chukwuedo, Christina	g	3-8	1-2	0-0	2	1	3	0	7	2	3	0	1	32		
13	Dunn, Alyssa	g	2-7	0-0	0-0	0	2	2	0	4	2	0	1	0	14		
20	Baxter, Ashley	g	0-0	0-0	0-0	0	0	0	0	0	0	0	0	0	1		
31	Harris, Katherine	g	1-5	1-3	0-0	0	0	0	1	3	0	0	0	0	13		
32	Trotter, Shelby	g	0-4	0-3	1-2	1	3	4	1	1	1	2	1	0	12		
33	Heider, Jen	g	1-1	0-0	0-0	0	2	2	0	2	0	0	0	0	3		
44	Dotson, Audrey	g	1-2	0-0	0-0	0	1	1	0	2	1	0	0	1	11		
Team			4	1	5												
Totals			23-66	4-18	4-8	17	21	38	8	54	13	20	3	4	200		

FG % 1st Half: 8-34 23.5% 2nd half: 15-32 46.9% Game: 23-66 34.8%
3FG % 1st Half: 1-10 10.0% 2nd half: 3-8 37.5% Game: 4-18 22.2%
FT % 1st Half: 1-2 50.0% 2nd half: 3-6 50.0% Game: 4-8 50.0%

Officials: Joseph Vaszily, Mark Resch, Michael Schmidt
Technical fouls: Penn State-None, BUCKNELL-None.
Attendance: 1490

Score by periods	1st	2nd	Total
Penn State	34	44	78
BUCKNELL	18	36	54

Last FG - PSU 2nd-01:02, BUCKNELL 2nd-00:13

Largest lead - PSU by 28 2nd-01:02, BUCKNELL None.

Score tied - 1 time.
Lead changed - 0 times.

Notable

- The Lady Lions finish the non-conference portion of their schedule with a 10-2 mark, it is the second consecutive year that Penn State has 10 or more non-conference wins.
- Sophomore guard **Maggie Lucas** posted her fourth consecutive 20-point game and sixth in her last seven games with 22 markers.
- All nine Lady Lions scored for the fourth consecutive game.

#22/17 Penn State 82, Wisconsin 49 Game #14 * Jan. 2, 2012 * Madison, Wis.

Penn State 82 • 11-3, 1-1

#	Player	Total			3-Ptr			Rebounds			PF	TP	A	TO	Blk	Stl	Min
		FG-FGA	FG-FGA	FT-FTA	FG-FGA	FG-FGA	FT-FTA	Off	Def	Tot							
24	Nickson, Mia	f	5-6	0-0	0-0	8	6	14	3	10	1	0	0	1	27		
54	Greene, Nikki	c	6-9	0-0	2-3	1	6	7	2	14	0	0	2	1	21		
12	Gray, Zhaque	g	3-10	2-5	0-0	1	0	1	8	1	3	0	1	21			
20	Bentley, Alex	g	4-10	0-0	0-1	0	2	2	8	3	3	0	4	31			
33	Lucas, Maggie	g	6-13	2-6	4-4	1	3	4	1	18	7	4	0	1	31		
05	East, Talia	g	2-2	0-0	0-0	0	7	7	0	4	0	1	0	11			
23	Edwards, Ariel	g	2-3	0-0	2-4	1	3	4	1	6	4	0	0	1	25		
25	Studevent, Gizelle	g	2-5	0-0	0-0	0	1	1	0	4	3	0	0	1	12		
40	Wolfe, Marisa	g	1-3	0-0	2-2	0	2	2	1	4	0	1	0	0	9		
44	Waldner, Tori	g	3-4	0-0	0-0	0	2	2	2	6	2	2	0	1	12		
Team			0	1	1												
Totals			34-65	4-11	10-14	12	33	45	13	82	26	14	2	11	200		

FG % 1st Half: 16-33 48.5% 2nd half: 18-32 56.3% Game: 34-65 52.3%
3FG % 1st Half: 3-9 33.3% 2nd half: 1-2 50.0% Game: 4-11 36.4%
FT % 1st Half: 5-6 83.3% 2nd half: 5-8 62.5% Game: 10-14 71.4%

Wisconsin 49 • 4-10, 0-2

#	Player	Total			3-Ptr			Rebounds			PF	TP	A	TO	Blk	Stl	Min
		FG-FGA	FG-FGA	FT-FTA	FG-FGA	FG-FGA	FT-FTA	Off	Def	Tot							
23	Thomas, Ashley	f	2-5	0-0	0-0	0	1	1	2	4	0	3	0	0	29		
40	Covington, Anya	f	4-10	0-0	0-0	3	2	5	4	8	2	1	1	0	26		
00	Davis, Jade	g	2-6	1-3	0-0	1	3	4	1	5	2	0	1	32			
02	Wurtz, Taylor	g	5-13	1-4	6-6	1	6	7	0	17	1	1	0	1	35		
05	Paige, Morgan	g	2-9	0-5	1-2	0	2	2	0	5	0	3	0	0	22		
03	Brown, AnnMarie	g	0-1	0-1	0-0	0	0	0	0	0	0	1	0	0	2		
12	Smith, Lindsay	g	2-7	0-3	0-0	0	3	3	0	4	2	3	0	2	21		
20	Gorman, Lacia	g	0-2	0-2	0-0	0	0	0	0	0	1	0	0	0	5		
24	Stephens, Tiera	g	0-1	0-0	0-0	0	1	1	0	0	1	0	0	0	4		
35	Gulczynski, Jacki	g	0-0	0-0	0-0	0	1	1	1	0	0	0	0	0	5		
43	Rochel, Cassie	g	2-4	0-0	2-2	1	1	2	3	6	0	0	1	0	19		
Team			1	1	2												
Totals			19-58	2-18	9-10	7	21	28	11	49	11	15	2	4	200		

FG % 1st Half: 11-31 35.5% 2nd half: 8-27 29.6% Game: 19-58 32.8%
3FG % 1st Half: 3-9 33.3% 2nd half: 0-10 0.0% Game: 0-10 0.0%
FT % 1st Half: 1-2 50.0% 2nd half: 8-8 100.0% Game: 9-10 90.0%

Officials: Tina Napier, Felicia Ginter, Amy Bonner
Technical fouls: Penn State-None, Wisconsin-None.
Attendance: 4171

Score by periods	1st	2nd	Total
Penn State	40	42	82
Wisconsin	25	24	49

Last FG - PSU 2nd-01:08, WIS 2nd-00:25

Largest lead - PSU by 35 2nd-03:42, WIS by 2 1st-12:23.

Score tied - 1 time.
Lead changed - 2 times.

Notable

- Junior **Nikki Greene** became the sixth player in school history with 150 career blocks (150).
- Alex Bentley** (380) moved into 11th place on PSU's career assists list, passing Corinne Gulas.
- Sophomore **Maggie Lucas** dished out a career-high seven assists.
- All 10 Lady Lions scored for the seventh time this season, but it is the first time that 10 players have accomplished the feat (all other times were with nine players).

#23/RV Nebraska 71, #16/17 Penn State 63 Game #13 * Dec. 30, 2011 * University Park, Pa.

Nebraska 71 • 12-1, 1-0

#	Player	Total			3-Ptr			Rebounds			PF	TP	A	TO	Blk	Stl	Min
		FG-FGA	FG-FGA	FT-FTA	FG-FGA	FG-FGA	FT-FTA	Off	Def	Tot							
00	Moore, Lindsey	*	4-11	1-4	7-10	0	4	4	1	16	4	7	0	1	34		
03	Sample, Hailey	*	2-5	0-0	1-2	1	2	3	1	5	0	1	1	0	25		
05	Burke, Kaitlyn	*	1-5	1-3	0-0	0	6	6	4	3	6	2	0	0	29		
23	Cady, Emily	*	2-5	0-0	0-0	5	5	10	3	4	0	4	2	1	29		
35	Hooper, Jordan	*	11-21	4-11	5-6	1	11	12	1	31	1	4	1	0	33		
10	Williams, Meghin	*	3-4	0-0	0-0	3	2	5	1	6	1	2	1	0	10		
13	Jeffery, Brandi	*	0-2	0-1	0-1	1	1	2	3	0	3	2	0	0	14		
14	Simon, Katie	*	1-1	0-0	2-2	0	1	1	1	4	0	1	0	0	9		
21	Sidhu, Harleen	*	0-0	0-0	0-0	0	1	1	0	0	0	1	0	0	4		
33	Woodberry, Rebecca	*	1-4	0-3	0-0	0	2	2	1	2	0	1	0	0	13		
Team			4	3	7												
Totals			25-58	6-22	15-21	15	38	53	16	71	15	26	5	5	200		

FG % 1st Half: 16-33 48.5% 2nd half: 9-25 36.0% Game: 25-58 43.1%
3FG % 1st Half: 4-14 28.6% 2nd half: 2-8 25.0% Game: 6-22 27.3%
FT % 1st Half: 4-4 100.0% 2nd half: 13-19 68.4% Game: 15-21 71.4%

Penn State 63 • 10-3, 0-1

#	Player	Total			3-Ptr			Rebounds			PF	TP	A	TO	Blk	Stl	Min
		FG-FGA	FG-FGA	FT-FTA	FG-FGA	FG-FGA	FT-FTA	Off	Def	Tot							
12	Gray, Zhaque	*	0-7	0-3	0-0	0	2	2	0	0	1	1	0	0	21		
20	Bentley, Alex	*	9-25	1-4	3-5	0	3	3	1	22	3	5	1	8	36		
24	Nickson, Mia	*	2-9	0-0	0-0	4</											

#RV/25 Penn State 78, Michigan 63 Game #16 * Jan. 12, 2012 * University Park, Pa.

Michigan 63 • 13-4, 2-2

#	Player	Total			3-Ptr			Rebounds			PF	TP	A	TO	Blk	Stl	Min
		FG	FGA	FT	FTA	Off	Def	Tot									
02	Boylan, Courtney	4	10	1	2	3	5	1	10	1	2	0	1	37			
21	Jordan, Nya	2	6	0	0	2	2	4	3	4	1	1	0	25			
24	Ryan, Jenny	2	6	1	2	0	2	4	6	4	5	6	2	0	30		
33	Reynolds, Carmen	2	10	1	5	0	2	1	5	1	1	0	0	18			
44	Sheffer, Rachel	3	11	0	1	3	4	2	7	1	3	1	0	25			
01	Harris, Brenae	0	1	0	0	0	0	0	0	0	0	0	0	3			
11	Arnold, Sam	2	3	1	2	0	2	0	2	0	5	1	0	1	17		
12	Thompson, Kate	6	16	2	6	4	4	3	3	3	18	4	1	1	31		
14	Elmblad, Nicole	1	4	1	3	1	2	0	7	0	0	0	0	10			
54	Seto, Kendra	1	1	0	0	1	3	4	1	2	0	2	0	0	4		
	Team																
	Totals	23	67	8	25	9	12	21	33	15	63	14	13	2	9	200	

FG % 1st Half: 12-35 34.3% 2nd half: 11-32 34.4% Game: 23-67 34.3%
 3FG % 1st Half: 3-13 23.1% 2nd half: 5-12 41.7% Game: 8-25 32.0%
 FT % 1st Half: 2-4 50.0% 2nd half: 7-8 87.5% Game: 9-12 75.0%

Penn State 78 • 12-4, 2-2

#	Player	Total			3-Ptr			Rebounds			PF	TP	A	TO	Blk	Stl	Min
		FG	FGA	FT	FTA	Off	Def	Tot									
12	Gray, Zhaque	6	12	1	4	2	15	1	0	0	33						
20	Bentley, Alex	6	10	0	0	5	1	12	6	6	4	0	0	35			
24	Nickson, Mia	2	3	0	0	3	3	6	2	3	0	0	0	22			
33	Lucas, Maggie	8	15	3	6	0	3	1	22	5	5	1	3	37			
54	Greene, Nikki	4	5	0	0	1	8	9	4	9	3	1	1	3	23		
05	East, Talia	1	1	0	0	0	1	1	0	2	0	0	0	0	3		
23	Edwards, Ariel	3	6	1	2	0	5	5	9	2	2	0	0	22			
25	Studevent, Gizelle	2	0	0	0	1	1	2	0	0	0	0	0	13			
40	Wolfe, Marisa	1	2	0	0	1	2	3	2	3	0	0	0	11			
44	Waldner, Tori	0	0	0	0	0	0	1	0	0	0	0	0	1			
	Team																
	Totals	31	56	5	12	11	16	8	34	42	19	78	19	18	2	100	

FG % 1st Half: 16-28 57.1% 2nd half: 15-28 53.6% Game: 31-56 55.4%
 3FG % 1st Half: 4-7 57.1% 2nd half: 1-5 20.0% Game: 5-12 41.7%
 FT % 1st Half: 5-8 62.5% 2nd half: 6-8 75.0% Game: 11-16 68.8%

Officials: Laura Morris, Michael McConnell, Rachelle Jones
 Technical fouls: Michigan-None. Penn State-None.
 Attendance: 3567

Score by periods	1st	2nd	Total
Michigan	29	34	63
Penn State	41	37	78

Last FG - MICH 2nd-00:09, PSU 2nd-01:55.
 Largest lead - MICH by 3 1st-18:55, PSU by 22 2nd-13:41.

Score tied - 0 times.
 Lead changed - 1 time.

Notable

- Nikki Greene recorded nine rebounds, moving her past Kim Calhoun (583; 1993-96) and into 22nd all-time at Penn State with 590 career boards.
- Maggie Lucas posted her ninth 20-point game of the season with 22 tallies to pace the Lady Lions.
- enn State shot 55.4% from the field, the best effort from the field for the Lions since compiling a 57.3 percentage at Nevada on Nov. 26, 2011.

#22/21 Penn State 71, Illinois 65 Game #18 * Jan. 19, 2012 * Champaign, Ill.

Penn State 71 • 14-4, 4-2

#	Player	Total			3-Ptr			Rebounds			PF	TP	A	TO	Blk	Stl	Min
		FG	FGA	FT	FTA	Off	Def	Tot									
24	Nickson, Mia	0	0	0	0	0	1	1	0	0	0	0	0	0	0	2	
54	Greene, Nikki	4	7	0	0	2	6	8	5	10	0	2	3	1	21		
12	Gray, Zhaque	1	8	1	3	0	9	1	2	0	33						
20	Bentley, Alex	7	17	1	3	0	5	2	15	4	5	0	2	35			
33	Lucas, Maggie	4	10	1	3	10	1	1	2	19	0	5	0	1	37		
05	East, Talia	0	1	0	0	1	4	5	0	0	0	0	0	0	10		
23	Edwards, Ariel	2	5	0	1	3	3	6	1	7	0	1	0	0	27		
25	Studevent, Gizelle	0	0	0	0	0	1	1	0	0	0	0	0	0	4		
40	Wolfe, Marisa	2	4	0	2	1	4	5	2	6	0	0	0	0	20		
44	Waldner, Tori	2	5	0	0	1	2	2	4	2	5	0	0	0	11		
	Team																
	Totals	22	57	3	10	24	32	20	27	47	19	71	5	17	3	4	200

FG % 1st Half: 12-24 50.0% 2nd half: 10-33 30.3% Game: 22-57 38.6%
 3FG % 1st Half: 2-4 50.0% 2nd half: 1-6 16.7% Game: 3-10 30.0%
 FT % 1st Half: 11-13 84.6% 2nd half: 13-19 68.4% Game: 24-32 75.0%

Illinois 65 • 6-13, 0-6

#	Player	Total			3-Ptr			Rebounds			PF	TP	A	TO	Blk	Stl	Min
		FG	FGA	FT	FTA	Off	Def	Tot									
00	Penn, Karisma	5	12	0	0	3	8	4	2	6	3	13	5	3	3	4	36
12	McCully, Lydia	1	6	0	0	3	4	0	2	2	5	2	0	0	0	36	
20	Burke, Alexis	2	7	0	0	1	4	1	2	4	5	0	4	0	0	21	
22	Crawford, Ivory	1	6	0	0	0	4	4	2	2	1	2	0	0	0	18	
42	Moore, Amber	5	10	5	8	2	1	2	4	17	2	0	0	0	2	29	
21	Blinn, Macie	0	0	0	0	0	0	0	0	0	0	0	1	0	0	3	
23	Smith, Alexis	1	2	0	0	2	4	1	2	0	4	0	1	0	0	11	
24	Godbold, Adrienne	6	12	0	2	7	3	5	8	3	19	3	1	1	1	37	
34	Rukavina, Lana	0	0	0	0	2	1	3	2	0	2	0	0	0	1	9	
	Team																
	Totals	21	55	5	12	18	31	14	20	34	23	65	15	13	4	8	200

FG % 1st Half: 12-31 38.7% 2nd half: 9-24 37.5% Game: 21-55 38.2%
 3FG % 1st Half: 4-9 44.4% 2nd half: 1-3 33.3% Game: 5-12 41.7%
 FT % 1st Half: 6-8 75.0% 2nd half: 12-23 52.2% Game: 18-31 58.1%

Officials: Gina Cross, Jennifer Rezac, Bob Enterline
 Technical fouls: Penn State-None. Illinois-None.
 Attendance: 654

Score by periods	1st	2nd	Total
Penn State	37	34	71
Illinois	34	31	65

Last FG - PSU 2nd-01:31, ILL 2nd-00:09.
 Largest lead - PSU by 9 2nd-16:56, ILL by 9 1st-06:15.

Score tied - 0 times.
 Lead changed - 2 times.

Notable

- With 19 points, sophomore Maggie Lucas surpassed the 900-point mark for her career. She now has 917 tallies in 53 games.
- Alex Bentley moved into a tie for 27th place on Penn State's career scoring with Sue Martin (1,135).
- The Lady Lions used a 20-3 run to end the first half and start the second to erase an eight-point deficit and take control of the game.

#RV/25 Penn State 93, #15/23 Nebraska 73 Game #17 * Jan. 15, 2012 * Lincoln, Neb.

Penn State 93 • 13-4 (3-2)

#	Player	Total			3-Ptr			Rebounds			PF	TP	A	TO	Blk	Stl	Min
		FG	FGA	FT	FTA	Off	Def	Tot									
33	Lucas, Maggie	7	15	4	6	0	6	6	2	24	1	1	0	1	34		
54	Greene, Nikki	6	9	0	0	2	6	8	4	12	0	0	1	0	24		
12	Gray, Zhaque	7	11	2	3	0	2	4	6	4	16	0	1	0	0	35	
20	Bentley, Alex	9	17	0	2	5	2	3	5	2	23	3	2	1	4	35	
24	Nickson, Mia	4	8	0	0	4	3	8	11	1	12	2	2	1	0	36	
05	East, Talia	0	3	0	0	1	3	4	1	0	0	1	3	0	10		
23	Edwards, Ariel	1	2	0	0	1	0	1	4	2	0	3	0	1	9		
25	Studevent, Gizelle	0	0	0	0	0	1	1	0	0	0	1	0	0	4		
40	Wolfe, Marisa	2	3	0	0	0	3	3	2	4	0	0	0	1	9		
44	Waldner, Tori	0	0	0	0	0	0	0	0	0	0	0	0	0	4		
	Team																
	Totals	36	68	6	11	15	17	12	36	48	20	93	6	13	6	7	200

FG % 1st Half: 16-35 45.7% 2nd half: 20-33 60.6% Game: 36-68 52.9%
 3FG % 1st Half: 4-8 50.0% 2nd half: 2-3 66.7% Game: 6-11 54.5%
 FT % 1st Half: 2-2 100.0% 2nd half: 13-15 86.7% Game: 15-17 88.2%

Nebraska 73 • 15-2 (1-1)

#	Player	Total			3-Ptr			Rebounds			PF	TP	A	TO	Blk	Stl	Min
		FG	FGA	FT	FTA	Off	Def	Tot									
23	Cady, Emily	4	12	1	4	6	0	2	2	3	15	1	0	2	1	35	
35	Hooper, Jordan	4	18	1	6	4	3	5	8	4	13	0	1	0	1	30	
00	Moore, Lindsey	4	13	1	4	7	1	2	3	1	16	3	3	1	0	38	
03	Sample, Hailee	2	5	0	0	1	1	2	0	4	0	0	0	1	16		
05	Burke, Kaitlyn	3	3	1	1	2	1	2	3	1	8	4	4	0	0	34	
10	Williams, Meghan	2	3	1	1	0	1	2	3	1	5	0	1	1	0	15	
11	Laudermill, Teara	2	4	1	2	2	0	2	2	1	7	0	0	0	0	11	
13	Jeffery, Brandi	1	2	1	2	0	0	1	1	3	3	0	1	0	1	13	
14	Simon, Katie	0	1	0	0	0	0	0	0	2	0	0	0	0	0	8	
	Team																
	Totals	22	61	7	20	22	30	9	21	60	16	73	8	11	4	200	

FG % 1st Half: 15-32 46.9% 2nd half: 7-29 24.1% Game: 22-61 36.1%
 3FG % 1st Half: 5-9 55.6% 2nd half: 2-11 18.2% Game: 7-20 35.0%
 FT % 1st Half: 9-12 75.0% 2nd half: 13-18 72.2% Game: 22-30 73.3%

Officials: Amy Bonner, John Whitson, Angie Enlund
 Technical fouls: Penn State-East, Talia, Nebraska-None.
 Attendance: 7752
 Technical Foul on Talia East

Score by periods	1st	2nd	Total
Penn State	38	55	93
Nebraska	44	29	73

Last FG - PSU 2nd-01:27, NEB 2nd-00:53.
 Largest lead - PSU by 22 2nd-00:58, NEB by 11 1st-12:20.

Score tied - 6 times.
 Lead changed - 3 times.

Notable

- The 93 points scored by the Lady Lions at Nebraska are the most scored vs. a Big Ten team since a 95-62 win at Ohio St. (2/3/02).
- Alex Bentley reached the 1,100-point mark for her career with 23 markers. She moved past Missy Masley (1,106; 1992-95) for 28th place on Penn State's career scoring chart (1,120).
- Maggie Lucas turned in her 10th 20-point game of the season with 24 tallies.

#22/2

#18/19 Penn State 77, Michigan 56

Game #20 * Jan. 26, 2012 * Ann Arbor, Mich.

Penn State 77 • 16-4, 6-2

#	Player	Total		3-Ptr		Rebounds			PF	TP	A	TO	Blk	Stl	Min
		FG-FGA	FG-FGA	FT-FTA	Off	Def	Tot								
24	Nickson, Mia	f	0-0	0-0	0-0	0	2	2	0	0	1	0	0	0	4
54	Greene, Nikki	c	4-4	0-0	5-5	4	7	11	4	13	0	1	1	1	18
12	Gray, Zhaque	g	2-7	2-5	0-0	0	3	3	3	6	0	0	0	1	28
20	Bentley, Alex	g	9-16	0-1	0-0	0	4	4	3	18	8	6	0	1	35
33	Lucas, Maggie	g	10-13	2-4	1-1	0	8	8	1	23	4	3	0	2	33
05	East, Talia		1-4	0-0	0-0	1	1	2	1	2	2	0	0	0	9
23	Edwards, Ariel		3-7	0-0	0-0	3	5	8	3	6	1	1	0	0	30
25	Studevent, Gizelle		2-5	0-0	1-2	1	1	2	2	5	1	0	0	1	19
40	Wolfe, Marisa		1-1	0-0	1-2	0	2	2	3	1	4	0	0	0	17
44	Waldner, Tori		0-0	0-0	1-2	0	1	1	3	1	0	1	0	0	7
	Team					1	0	1	2						
	Totals		32-57	4-10	9-12	10	35	45	22	77	15	19	1	6	200

FG % 1st Half: 16-33 48.5% 2nd half: 16-24 66.7% Game: 32-57 56.1%
 3FG % 1st Half: 0-3 0.0% 2nd half: 4-7 57.1% Game: 4-10 40.0%
 FT % 1st Half: 3-3 100.0% 2nd half: 6-9 66.7% Game: 9-12 75.0%

Michigan 56 • 16-5, 5-3

#	Player	Total		3-Ptr		Rebounds			PF	TP	A	TO	Blk	Stl	Min
		FG-FGA	FG-FGA	FT-FTA	Off	Def	Tot								
21	Jordan, Nya	f	3-11	1-2	3-7	7	5	12	1	10	4	1	0	1	38
44	Sheffer, Rachel	c	3-5	0-1	2-3	1	2	3	4	8	0	0	0	1	15
02	Boylan, Courtney	g	5-11	0-1	0-1	0	2	2	1	10	1	3	0	0	28
24	Ryan, Jenny	g	0-7	0-4	0-0	0	3	3	0	0	3	4	0	2	33
33	Reynolds, Carmen	g	2-8	1-4	0-0	1	0	1	1	5	0	0	0	1	18
01	Harris, Brenae	g	0-1	0-0	0-0	0	1	1	0	0	2	1	0	1	12
04	Hardley, Jamillya		1-1	1-1	0-0	0	0	0	0	3	0	0	0	0	2
11	Arnold, Sam		5-11	0-3	2-3	1	3	4	1	12	0	1	1	0	21
12	Thompson, Kate		1-4	0-2	0-0	0	0	0	0	2	0	0	0	0	9
14	Elmblad, Nicole		1-1	0-0	2-2	0	0	0	2	4	0	0	0	1	7
34	Driscoll, Val		1-1	0-0	0-0	0	0	0	0	2	0	0	0	0	4
54	Seto, Kendra		0-3	0-2	0-0	1	0	1	2	1	0	1	0	0	13
	Team					1	0	1							
	Totals		22-64	3-20	9-16	12	17	29	11	56	11	11	1	7	200

FG % 1st Half: 8-33 24.2% 2nd half: 14-31 45.2% Game: 22-64 34.4%
 3FG % 1st Half: 0-11 0.0% 2nd half: 3-9 33.3% Game: 3-20 15.0%
 FT % 1st Half: 3-6 50.0% 2nd half: 6-10 60.0% Game: 9-16 56.3%

Officials: Tina Napier, Kathleen Lynch, Kevin Dillard
 Technical fouls: Penn State-None. Michigan-None.
 Attendance: 1072

Score by periods	1st	2nd	Total
Penn State	35	42	77
Michigan	19	37	56

	In	Off	2nd	Fast	Bench
Points	Paint	T/O	Chance	Break	
PSU	34	18	12	17	12
MICH	36	10	6	6	23

Last FG - PSU 2nd-00:55, MICH 2nd-00:34.
 Largest lead - PSU by 31 2nd-06:13, MICH None.

Score tied - 2 times.
 Lead changed - 0 times.

Notable

- The Lady Lions are 4-0 in road games to start conference play for the first time since 2003-04.
- With 18 points, **Alex Bentley** moved into 25th place on Penn State's career scoring list, passing Lisa Faloon (1,162) for the position. Bentley has 1,174 points in her career.
- Sophomore **Maggie Lucas** notched her 11th 20-point game of the season with 23 tallies via a 10-for-13 shooting night.

#19/21 Penn State 76, Indiana 44

Game #22 * Feb. 2, 2012 * University Park, Pa.

Indiana 44

#	Player	Total		3-Ptr		Rebounds			PF	TP	A	TO	Blk	Stl	Min
		FG-FGA	FG-FGA	FT-FTA	Off	Def	Tot								
11	Newbauer, Andrea	*	2-6	0-0	2-2	0	2	2	2	6	2	0	0	2	23
21	Andujar, Danilisa	*	0-0	0-0	1-2	0	0	0	0	3	1	0	0	0	12
22	Chaplin, Sasha	*	4-11	0-0	0-2	3	13	16	2	8	1	3	0	2	32
24	Sinclair, Aulani	*	3-11	0-5	2-2	3	4	7	1	18	1	5	0	0	37
22	McGhee, Jasmine	*	3-12	0-0	1-2	0	0	0	0	3	7	1	4	0	29
01	Goodwin, Alisha		0-2	0-0	3-4	0	1	1	1	3	1	5	0	0	10
04	Rubene, Linda		0-2	0-0	0-0	0	3	3	1	0	0	2	0	0	7
12	Stauere, Kristiana		0-0	0-0	0-0	0	0	0	0	2	0	0	0	0	3
13	Ussery, Candyce		1-5	0-1	0-0	0	2	2	0	2	0	2	0	1	16
44	Deloach, Simone		0-1	0-0	0-0	0	1	1	3	0	0	1	0	0	7
55	Taufa, Milika		3-8	0-0	3-6	4	1	5	1	9	0	1	0	0	24
	Team					5	1	6							
	Totals		16-58	0-6	12-20	15	28	43	19	44	6	24	0	5	200

FG % 1st Half: 11-32 34.4% 2nd half: 5-26 19.2% Game: 16-58 27.6%
 3FG % 1st Half: 0-1 0.0% 2nd half: 0-5 0.0% Game: 0-6 0.0%
 FT % 1st Half: 1-2 50.0% 2nd half: 11-18 61.1% Game: 12-20 60.0%

Penn State 76

#	Player	Total		3-Ptr		Rebounds			PF	TP	A	TO	Blk	Stl	Min
		FG-FGA	FG-FGA	FT-FTA	Off	Def	Tot								
12	Gray, Zhaque	*	0-3	0-0	0-0	0	1	1	3	0	2	2	0	1	25
20	Bentley, Alex	*	1-9	0-0	3-4	1	4	5	1	5	4	1	1	1	25
24	Nickson, Mia	*	0-3	0-0	1-2	2	4	6	0	1	0	0	0	0	10
33	Lucas, Maggie	*	9-18	4-7	4-4	0	2	0	24	2	1	2	2	29	
54	Greene, Nikki	*	7-12	0-0	3-7	1	5	6	4	17	1	4	2	2	25
05	East, Talia		4-7	0-0	1-1	4	5	9	1	9	0	2	1	2	24
23	Edwards, Ariel		4-7	0-0	0-0	2	0	2	2	8	2	3	1	0	28
25	Studevent, Gizelle		5-6	0-0	0-0	1	1	2	0	10	1	0	0	0	19
44	Waldner, Tori		0-3	0-0	2-2	2	3	5	4	2	4	1	1	1	15
	Team					2	5	7							
	Totals		29-68	4-7	14-20	15	30	45	15	76	16	14	7	10	200

FG % 1st Half: 15-32 46.9% 2nd half: 14-36 38.9% Game: 29-68 42.6%
 3FG % 1st Half: 3-4 75.0% 2nd half: 1-3 33.3% Game: 4-7 57.1%
 FT % 1st Half: 9-15 60.0% 2nd half: 5-5 100.0% Game: 14-20 70.0%

Officials: Mark Zentz, Bruce Morris, Erick Herriman
 Technical fouls: Indiana-None. Penn State-None.
 Attendance: 42

Score by periods	1st	2nd	Total
Indiana	23	21	44
Penn State	42	34	76

	In	Off	2nd	Fast	Bench
Points	Paint	T/O	Chance	Break	
IND	14	10	6	14	14
PSU	42	25	13	13	29

Last FG - IND 2nd-00:27, PSU 2nd-03:07.
 Largest lead - IND by 11 1st-18:00, PSU by 38 2nd-03:07.

Score tied - 2 times.
 Lead changed - 2 times.

Notable

- Maggie Lucas** tallied her 13th 20-point game of the year with 24 points.
- Talia East** had a career-high nine points, surpassing her previous personal mark of eight points.
- Junior guard **Gizelle Studevent** tied her career high for with 10 markers on 5-of-6 shooting.
- The Lady Lions held a Big Ten opponent to less than 44 points for the first time since a 54-43 win at Wisconsin on Jan. 21, 2010.

Michigan State 83, #18/19 Penn State 77

Game #21 * Jan. 26, 2012 * East Lansing, Mich.

Penn State 77 • 16-5, 6-3

#	Player	Total		3-Ptr		Rebounds			PF	TP	A	TO	Blk	Stl	Min
		FG-FGA	FG-FGA	FT-FTA	Off	Def	Tot								
12	Gray, Zhaque	*	2-6	1-3	1-1	0	4	4	0	3	6	0	0	0	22
20	Bentley, Alex	*	3-11	2-4	0-0	1	2	3	3	8	2	3	0	0	37
24	Nickson, Mia	*	5-12	0-0	8-9	2	4	6	3	18	1	3	0	1	34
33	Lucas, Maggie	*	9-15	2-6	1-1	0	3	3	1	21	2	1	0	0	40
54	Greene, Nikki	*	3-9	0-0	4-6	3	2	5	5	10	0	1	0	1	15
05	East, Talia		0-0	0-0	0-0	1	2	3	0	0	0	0	0	0	8
23	Edwards, Ariel		2-5	1-2	3-4	3	5	8	4	8	0	3	0	0	25
40	Wolfe, Marisa		0-1	0-0	0-0	0	0	0	0	1	0	1	0	0	3
44	Waldner, Tori		0-1	0-0	0-0	0	0	0	0	1	0	0	0	0	8
	Team		2-3	0-0	2-2	0	2	2	1	6	1	0	2	1	8
	Totals		26-62	6-15	19-23	10	24	34	22	77	6	12	2	4	200

FG % 1st Half: 12-28 42.9% 2nd half: 14-34 41.2% Game: 26-62 41.9%
 3FG % 1st Half: 3-7 42.9% 2nd half: 3-8 37.5% Game: 6-15 40.0%
 FT % 1st Half: 6-7 85.7% 2nd half: 13-16 81.3% Game: 19-23 82.6%

Michigan State 83 • 13-9, 5-4

#	Player	Total		3-Ptr		Rebounds			PF	TP	A	TO	Blk	Stl	Min
		FG-FGA	FG-FGA	FT-FTA	Off	Def									

#18/21 Penn State 69, Wisconsin 54 Game #24 * Feb. 9, 2012 * University Park, Pa.

Wisconsin 54 • 8-16, 4-8

#	Player	Total		3-Ptr		Rebounds			PF	TP	A	TO	Blk	Stl	Min	
		FG-FGA	FG-FGA	FT-FTA	Off	Def	Tot									
00	Davis, Jade	* 2-9	0-2	4-4	1	2	3	1	8	4	3	0	3	32		
02	Wurtz, Taylor	* 5-11	1-3	0-1	0	5	5	2	11	1	2	0	1	36		
05	Paige, Morgan	* 0-4	0-3	2-2	1	0	1	2	2	0	4	0	0	19		
23	Thomas, Ashley	* 1-2	0-0	3-4	1	5	6	2	5	0	4	1	1	34		
43	Rochel, Cassie	* 1-3	0-0	0-0	1	4	5	3	2	0	1	0	0	19		
03	Brown, AnnMarie	0-0	0-0	0-0	1	0	1	0	0	0	0	0	0	2		
12	Smith, Lindsay	1-4	0-2	0-0	0	0	0	0	2	0	1	0	1	14		
20	Gorman, Lacia	0-3	0-2	0-0	0	0	0	0	0	2	1	0	0	6		
24	Stephen, Tiera	0-2	0-0	4-4	1	0	1	1	4	0	0	0	0	11		
35	Gulczynski, Jacki	0-1	0-0	0-0	1	0	1	0	0	0	0	0	0	3		
40	Covington, Anya	9-12	0-0	2-2	2	3	5	2	20	0	1	1	1	24		
Team				1		3		4								
Totals		19-51		1-12		15-17			10		22		32		13 54 7 17 2 7 200	
FG % 1st Half:		8-25 32.0%		2nd half:		11-26 42.3%		Game:		19-51 37.3%		Deadball				
3FG % 1st Half:		0-7 0.0%		2nd half:		1-5 20.0%		Game:		1-12 8.3%		Rebounds				
FT % 1st Half:		10-10 100.0%		2nd half:		5-7 71.4%		Game:		15-17 88.2%		0				

Penn State 69 • 19-5, 9-3

#	Player	Total		3-Ptr		Rebounds			PF	TP	A	TO	Blk	Stl	Min	
		FG-FGA	FG-FGA	FT-FTA	Off	Def	Tot									
12	Gray, Zhaque	* 2-5	1-3	0-0	1	1	2	3	5	1	1	0	0	21		
20	Bentley, Alex	* 6-12	0-1	2-2	0	1	1	1	14	3	3	0	1	35		
24	Nickson, Mia	* 3-5	0-0	5-5	3	4	7	1	11	3	1	0	1	33		
34	Lucas, Maggie	* 7-11	2-3	0-0	0	4	4	2	16	1	3	0	1	37		
54	Greene, Nikki	* 3-9	0-0	1-2	3	7	10	4	7	2	1	0	2	20		
05	East, Talia	1-2	0-0	0-0	1	2	3	1	2	0	1	1	2	15		
23	Edwards, Ariel	6-10	1-3	1-2	1	1	2	2	14	1	0	0	1	23		
25	Studevent, Gizelle	0-1	0-0	0-0	0	0	0	2	0	0	2	0	0	8		
44	Waldner, Tori	0-3	0-0	0-0	0	4	4	1	0	0	2	0	0	8		
Team				1		0		1								
Totals		28-58		4-10		9-11			10		24		34		17 69 11 14 1 8 200	
FG % 1st Half:		16-30 53.3%		2nd half:		12-28 42.9%		Game:		28-58 48.3%		Deadball				
3FG % 1st Half:		2-6 33.3%		2nd half:		4-10 40.0%		Game:		4-10 40.0%		Rebounds				
FT % 1st Half:		7-9 77.8%		2nd half:		2-2 100.0%		Game:		9-11 81.8%		0				

Officials: Laura Morris, Kevin Dillard, Shannon Feck
Technical fouls: Wisconsin-None, Penn State-None.
Attendance: 3654

Score by periods	1st	2nd	Total
Wisconsin	26	28	54
Penn State	41	28	69

Last FG - Wisconsin 2nd-01:54, PSU 2nd-00:45.
Largest lead - Wisconsin, PSU by 19 2nd-17:48.

Notable

- The win marks the Penn State's 10th home win on the season.
- Senior **Zhaque Gray** hits the 800-point milestone with five tallies (803).
- The Lady Lions sweeps the 2-game season series with the Badgers for the first time since 2004-05.
- Maggie Lucas** paced four players in double figures with 16 points. With a pair of three-pointers, Lucas moves into a tie for 10th place on PSU's single-season three-pointers list.

#12/17 Penn State 74, #17/19 Purdue 63 Game #26 * Feb. 16, 2012 * West Lafayette, Ind.

Penn State 74 • 21-5 (11-3)

#	Player	Total		3-Ptr		Rebounds			PF	TP	A	TO	Blk	Stl	Min	
		FG-FGA	FG-FGA	FT-FTA	Off	Def	Tot									
24	Nickson, Mia	f 5-12	0-0	2-4	2	7	9	1	12	1	0	2	0	38		
54	Greene, Nikki	c 1-7	0-0	1-2	3	5	8	4	3	0	1	1	1	15		
12	Gray, Zhaque	g 2-6	0-1	6-7	1	2	3	2	10	3	2	0	2	34		
20	Bentley, Alex	g 4-13	0-2	2-4	1	3	4	1	10	2	3	0	4	35		
33	Lucas, Maggie	g 10-18	5-7	3-4	1	1	2	1	28	1	1	0	0	37		
05	East, Talia	2-5	0-0	1-3	1	2	3	1	5	1	2	1	0	16		
23	Edwards, Ariel	1-4	1-2	0-0	2	1	3	1	3	1	0	0	0	14		
25	Studevent, Gizelle	0-0	0-0	0-0	0	0	0	0	0	0	0	0	0	11		
44	Waldner, Tori	1-1	0-0	1-2	0	1	1	1	3	1	0	1	1	8		
Team				5		2		7								
Totals		26-66		6-12		16-26			16		24		40		12 74 10 9 5 8 200	
FG % 1st Half:		15-34 44.1%		2nd half:		11-32 34.4%		Game:		26-66 39.4%		Deadball				
3FG % 1st Half:		2-5 40.0%		2nd half:		4-7 57.1%		Game:		6-12 50.0%		Rebounds				
FT % 1st Half:		3-8 37.5%		2nd half:		13-18 72.2%		Game:		16-26 61.5%		6,1				

Purdue 63 • 19-7 (9-4)

#	Player	Total		3-Ptr		Rebounds			PF	TP	A	TO	Blk	Stl	Min	
		FG-FGA	FG-FGA	FT-FTA	Off	Def	Tot									
32	Ostarello, Sam	f 2-7	0-1	4-4	3	6	9	3	8	4	1	1	0	32		
40	Jones, Chelsea	c 2-2	0-0	0-2	0	2	2	1	4	0	0	4	0	20		
05	Rayburn, Brittany	g 4-13	0-4	3-5	2	3	5	1	11	1	3	0	0	25		
15	Moses, Courtney	g 4-11	1-2	1-1	1	1	2	1	10	0	3	0	1	19		
20	Williams, Dee Dee	g 0-1	0-0	0-0	0	1	1	1	0	1	1	0	0	20		
02	Howard, Antonette	1-7	0-1	0-0	0	0	0	2	1	1	0	2	10			
22	Houser, Kk	3-7	0-2	2-2	2	1	3	1	8	3	5	0	1	29		
23	Clemons, Liza	0-0	0-0	0-0	0	0	0	0	0	0	1	0	0	3		
41	Guyton, Alex	6-11	0-0	0-0	1	1	2	4	12	0	1	0	0	20		
43	Poston, Chantel	4-5	0-0	0-0	4	8	12	5	8	3	0	0	0	22		
Team				1		4		5								
Totals		26-64		1-10		10-14			14		27		41		21 63 13 16 5 4 200	
FG % 1st Half:		14-34 41.2%		2nd half:		12-30 40.0%		Game:		26-64 40.6%		Deadball				
3FG % 1st Half:		1-5 20.0%		2nd half:		0-5 0.0%		Game:		1-10 10.0%		Rebounds				
FT % 1st Half:		4-5 80.0%		2nd half:		6-9 66.7%		Game:		10-14 71.4%		3,1				

Officials: Barb Smith, Maj Forsberg, Dawn Marsh
Technical fouls: Penn State-None, Purdue-None.
Attendance: 8681

Score by periods	1st	2nd	Total
Penn State	35	39	74
Purdue	33	30	63

Last FG - PSU 2nd-01:46, PUR 2nd-02:15.
Largest lead - PSU by 11 2nd-00:32, PUR by 3 1st-12:20.

Notable

- The Lady Lions won at Purdue for the first time since Jan. 2, 2004, snapping a 6-game losing streak.
- Maggie Lucas** scored 20 of her game-high 28 points in the second half. She was 5-for-7 from three-point range.
- Penn State earns its 10th road win of the season, the most by a Lady Lion squad since the 1993-94 team had 11 victories away from Happy Valley.

#18/21 Penn State 77, Northwestern 63 Game #25 * Feb. 12, 2012 * Evanston, Ill.

Penn State 77 • 20-5, 11-2

#	Player	Total		3-Ptr		Rebounds			PF	TP	A	TO	Blk	Stl	Min	
		FG-FGA	FG-FGA	FT-FTA	Off	Def	Tot									
24	Nickson, Mia	f 2-3	0-0	1-1	0	2	2	4	5	1	2	0	0	21		
54	Greene, Nikki	c 3-5	0-0	4-4	2	4	6	4	10	1	0	2	0	23		
12	Gray, Zhaque	g 8-15	1-7	0-0	0	2	2	2	17	6	3	0	2	37		
20	Bentley, Alex	g 7-12	1-2	3-5	0	2	2	3	18	1	4	0	2	39		
33	Lucas, Maggie	g 3-15	1-4	4-4	0	9	9	2	11	7	3	0	4	36		
23	Edwards, Ariel	2-6	0-0	2-3	3	1	4	2	6	1	0	1	1	17		
25	Studevent, Gizelle	0-1	0-1	2-2	0	2	2	0	2	0	0	0	0	7		
44	Waldner, Tori	1-1	0-0	0-0	0	0	0	3	2	0	0	1	0	8		
5	East, Talia	3-4	0-0	0-0	4	6	10	0	6	0	2	0	0	12		
Team				1		4		5								
Totals		29-62		3-14		16-19			10		32		42		20 77 18 14 4 9 200	
FG % 1st Half:		13-34 38.2%		2nd half:		16-28 57.1%		Game:		29-62 46.8%		Deadball				
3FG % 1st Half:		1-8 12.5%		2nd half:		2-6 33.3%		Game:		3-15 21.4%		Rebounds				
FT % 1st Half:		14-16 87.5%		2nd half:		2-3 66.7%		Game:		16-19 84.2%		1				

Northwestern 63 • 13-12, 3-9

#	Player	Total		3-Ptr		Rebounds			PF	TP	A	TO	Blk	Stl	Min
		FG-FGA	FG-FGA	FT-FTA	Off	Def	Tot								
4	Hackney, Kendall	f 7-20	1-4	0-0	1	6	7	0	15	3	1	3	3	38	
1	Jones, Morgan	g 7-24	1-6	5-8	3	4	7	1	20	5	1	0	2	36	
12	Mocchi, Allison	g 0-2	0-2	0-0	0	1	1	0	0	1	1	1	0	13	
34	Jones, Tailor	g 2-9	0-0	2-4	3	4	7	4	6	3	2	0	1	29	
42	Roser, Karly	g 2-5	0-0	2-4	2	1	3	1	6	3					

#11/15 Penn State 74, Minnesota 51

Game #28 * Feb. 26, 2012 * University Park, Pa.

Minnesota 51 • 14-16, 6-10

#	Player	Total			3-Ptr			Rebounds			PF	TP	A	TO	Blk	Stl	Min
		FG-FGA	FG-FGA	FT-FTA	FG-FGA	FG-FGA	FT-FTA	Off	Def	Tot							
01	Banham, Rachel	* 5-13	0-2	0-4	1	3	4	3	10	3	3	0	0	0	32		
05	Kellogg, Kionna	* 4-9	0-0	0-0	1	5	6	5	8	1	1	0	1	26			
15	Riche, Micaella	* 4-11	0-0	2-2	1	6	7	1	10	0	4	0	1	32			
30	Buford, Kiara	* 4-13	0-3	3-3	2	4	0	1	11	0	3	1	1	32			
41	Mastey, Brianna	* 2-2	0-0	0-0	4	5	9	1	4	1	2	0	2	30			
11	Cotton, Leah	0-1	0-0	2-2	1	1	2	1	2	0	1	0	1	8			
21	Noga, Sari	2-4	1-2	0-0	1	1	2	1	5	0	1	0	1	18			
45	Voigt, Jackie	0-2	0-0	0-0	0	2	2	3	0	0	0	0	0	14			
55	Dvorak, Amber	0-4	0-0	1-2	0	0	0	1	1	0	1	1	0	8			
Team						3		4				1					
Totals		21-59		1-7		8-13		14		26		40		16		51	
FG % 1st Half:		7-30 23.3%		2nd half: 1-4-29 48.3%		Game: 21-59 35.6%										Deadball Rebounds 3	
3FG % 1st Half:		0-4 0.0%		2nd half: 1-3 33.3%		Game: 1-7 14.3%											
FT % 1st Half:		3-5 60.0%		2nd half: 5-8 62.5%		Game: 8-13 61.5%											

Penn State 74 • 23-5, 13-3

#	Player	Total			3-Ptr			Rebounds			PF	TP	A	TO	Blk	Stl	Min
		FG-FGA	FG-FGA	FT-FTA	FG-FGA	FG-FGA	FT-FTA	Off	Def	Tot							
12	Gray, Zhaque	* 7-12	4-7	0-0	1	2	3	3	18	1	0	0	0	28			
20	Bentley, Alex	* 2-10	0-2	3-4	0	2	2	2	7	5	1	0	0	30			
24	Nickson, Mia	* 3-5	0-0	1-3	5	3	8	3	7	0	0	0	0	24			
33	Lucas, Maggie	* 8-18	2-8	6-6	1	4	5	0	24	8	3	0	2	38			
54	Greene, Nikki	* 6-7	0-0	0-0	1	3	4	2	12	0	0	1	1	21			
05	East, Talia	0-5	0-0	0-0	2	3	5	0	0	2	0	0	1	19			
25	Studevent, Gizelle	1-3	0-1	2-2	0	3	3	2	4	0	2	0	0	25			
44	Waldner, Tori	1-2	0-0	0-1	0	4	4	3	2	1	1	0	1	15			
Team						1		2				3					
Totals		28-62		6-18		12-16		11		26		37		15		74	
FG % 1st Half:		16-34 47.1%		12-28 42.9%		Game: 28-62 45.2%										Deadball Rebounds 1	
3FG % 1st Half:		2-10 20.0%		4-8 50.0%		Game: 6-18 33.3%											
FT % 1st Half:		5-7 71.4%		7-8 77.8%		Game: 12-16 75.0%											

Officials: Brian Hall, Michael McConnell, Bruce Morris
 Technical fouls: Minnesota-None. Penn State-Nickson, Mia.
 Attendance: 13849

Score by periods	1st	2nd	Total
Minnesota	17	34	51
Penn State	39	35	74

Points	In	Off	2nd	Fast	Bench
MINN	30	4	12	4	8
PSU	32	17	7	14	6

Last FG - MINN 2nd-00:06, PSU 2nd-00:18.
 Largest lead - MINN None, PSU by 33 2nd-06:28.

Score tied - 1 time.
 Lead changed - 0 times.

Notable

- With the win, the Lady Lions clinch their first outright Big Ten regular-season title since 2004. It is Penn State's fourth outright title for the Lions and sixth overall.
- With 13,849 fans in attendance, the crowd was the fourth largest in Lady Lion history.
- There were a record 505 registered survivors that participated in this year's event.
- Sophomore guard Maggie Lucas posted her 15th 20-point game of the season with 24 tallies.

#21/25 Purdue 68, #9/12 Penn State 66

Game #30 * Mar. 3, 2012 * Indianapolis, Ind.

Purdue 68 • 23-8

#	Player	Total			3-Ptr			Rebounds			PF	TP	A	TO	Blk	Stl	Min
		FG-FGA	FG-FGA	FT-FTA	FG-FGA	FG-FGA	FT-FTA	Off	Def	Tot							
02	HOWARD, Antionette	5-14	0-1	3-5	5	8	13	2	13	2	3	0	0	27			
05	RAYBURN, Brittany	* 4-11	1-4	5-6	0	6	6	2	14	1	0	0	2	26			
15	MOSES, Courtney	* 8-12	4-6	1-2	0	3	3	3	21	2	5	0	1	37			
20	WILLIAMS, Dee Dee	0-0	0-0	0-0	1	0	1	5	0	3	0	0	0	9			
22	HOUSER, KK	* 2-7	1-3	0-0	0	2	0	5	4	5	0	0	0	23			
32	OSTARELLO, Sam	* 2-3	0-0	0-0	1	4	5	4	4	0	3	2	0	13			
40	JONES, Chelsea	* 0-2	0-0	1-2	4	5	9	3	1	3	3	0	0	25			
41	GUYTON, Alex	3-5	0-0	0-0	1	2	3	2	6	0	0	0	0	15			
43	POSTON, Chantel	2-5	0-0	0-1	1	3	4	1	4	1	2	1	0	25			
Team						4		8									
Totals		26-59		6-14		10-16		19		35		54		22		68	
FG % 1st Half:		15-36 41.7%		11-23 47.8%		Game: 26-59 44.1%										Deadball Rebounds 0	
3FG % 1st Half:		3-8 37.5%		3-6 50.0%		Game: 6-14 42.9%											
FT % 1st Half:		2-3 66.7%		8-13 61.5%		Game: 10-16 62.5%											

Penn State 66 • 24-6

#	Player	Total			3-Ptr			Rebounds			PF	TP	A	TO	Blk	Stl	Min
		FG-FGA	FG-FGA	FT-FTA	FG-FGA	FG-FGA	FT-FTA	Off	Def	Tot							
05	EAST, Talia	2-4	0-0	0-0	0	3	3	0	4	0	0	1	0	17			
12	GRAY, Zhaque	* 3-11	2-8	0-0	0	1	1	2	8	0	2	0	1	39			
20	BENTLEY, Alex	* 8-18	2-3	4-5	0	3	3	5	22	4	3	0	3	37			
24	NICKSON, Mia	* 4-8	0-0	1-1	4	9	13	3	9	2	0	3	3	37			
25	STUDEVENT, Gizelle	0-1	0-1	0-0	0	0	0	0	0	0	0	0	0	4			
33	LUCAS, Maggie	* 3-11	0-5	3-3	1	2	3	2	9	5	1	0	3	40			
40	WOLFE, Marisa	1-2	0-0	0-1	3	0	3	0	2	0	0	0	0	2			
44	WALDNER, Tori	0-0	0-0	0-0	0	0	0	1	0	0	0	0	0	2			
54	GREENE, Nikki	* 4-13	0-0	4-7	1	2	3	3	12	0	2	2	1	22			
Team						3		0				3					
Totals		25-68		4-17		12-17		12		20		32		16		66	
FG % 1st Half:		14-33 42.4%		11-35 31.4%		Game: 25-68 36.8%										Deadball Rebounds 1	
3FG % 1st Half:		1-7 14.3%		3-10 30.0%		Game: 4-17 23.5%											
FT % 1st Half:		5-7 71.4%		7-10 70.0%		Game: 12-17 70.6%											

Officials: Laura Morris, Bob Trammell, & Mark Zentz
 Technical fouls: PURDUE-None. PENN STATE-None.
 Attendance:
 Session V Attendance - 7654

Score by periods	1st	2nd	Total
PURDUE	35	33	68
PENN STATE	34	32	66

Points	In	Off	2nd	Fast	Bench
PUR	34	2	17	2	23
PSU	34	13	7	4	6

Last FG - PUR 2nd-00:02, PSU 2nd-00:20.
 Largest lead - PUR by 8 1st-12:23, PSU by 1 2nd-07:32.

Score tied - 5 times.
 Lead changed - 2 times.

Notable

- Brittany Rayburn connected on a layup with 1.6 seconds remaining to give the Boilers the win.
- Nikki Greene scored five points in an 11-second span during the final 30 seconds to tie the game at 66-66.
- Alex Bentley led the Lady Lions with 22 points to go along with three assists and three steals.
- Greene moved into the Top 5 in school history in blocked shots.

#9/12 Penn State 78, Minnesota 74

Game #29 * Mar. 2, 2012 * Indianapolis, Ind.

MINNESOTA 74 • 15-17

#	Player	Total			3-Ptr			Rebounds			PF	TP	A	TO	Blk	Stl	Min
		FG-FGA	FG-FGA	FT-FTA	FG-FGA	FG-FGA	FT-FTA	Off	Def	Tot							
01	BANHAM, Rachel	* 10-21	2-7	3-4	1	8	9	1	25	2	3	0	3	37			
05	KELLOGG, Kionna	* 0-3	0-1	0-0	2	3	5	4	0	1	4	1	1	18			
11	COTTON, Leah	0-2	0-0	0-0	2	0	2	1	0	1	1	0	0	8			
15	RICHE, Micaella	* 3-4	0-0	0-0	0	3	3	3	6	0	3	0	0	23			
21	NOGA, Sari	0-3	0-2	0-0	0	1	1	3	0	1	0	1	0	17			
25	LOBERG, Katie	2-4	0-0	0-0	0	3	3	0	4	2	3	1	0	17			
30	BUFORD, Kiara	* 7-13	0-1	5-6	2	2	4	3	19	2	2	0	2	30			
41	MASTEY, Brianna	* 4-5	0-0	2-2	0	3	3	10	1	5	0	0	0	28			
45	VOIGT, Jackie	3-6	1-2	3-5	0	2	2	5	10	3	0	0	2	22			
Team						2		8				10					
Totals		29-61		3-13		13-17		9		33		42		23		74	
FG % 1st Half:		15-29 51.7%		14-32 43.8%		Game: 29-61 47.5%										Deadball Rebounds 1	
3FG % 1st Half:		0-5 0.0%		3-8 37.5%		Game: 3-13 23.1%											
FT % 1st Half:		6-10 60.0%		7-7 100.0%		Game: 13-17 76.5%											

PENN STATE 78 • 24-5

#	Player	Total			3-Ptr			Rebounds			PF	TP	A	TO	Blk	Stl	Min
		FG-FGA	FG-FGA	FT-FTA	FG-FGA	FG-FGA	FT-FTA	Off	Def	Tot							
05	EAST, Talia	1-2	0-0	0-0	0	4	4	2	2	0	1	2	0	13			
12	GRAY, Zhaque	* 5-11	4-6	5-6	1	2	3	1	19	1	2	0	0	40			
20	BENTLEY, Alex	* 5-21	0-4	2-6	0	2											



#2 Dara Taylor

Jr. * G * 5-8 * Wilmington, Del./Caraval Acad. (Maryland)

2011-12 Season Notes:

Will sit out the 2011-12 season due to NCAA Transfer policy.

2010-11 (at Maryland):

Had two points, two steals and four assists in the NCAA Tournament game against Georgetown (3/22) ... Tallied three points, three steals and two assists in the NCAA Tournament win over St. Francis (Pa.) ... Made both of her shots from the field en route to four points and two steals versus North Carolina State (2/6) ... Registered six points, four steals and four assists in the win over Saint Joseph's (1/2) ... Dished out four assists against La Salle (12/28) ... Notched five dimes against Delaware State (12/19) ... Was 3-for-4 from the field and finished with seven points and three assists in the win over UMBC (12/10) ... Accounted for four assists and four steals at Purdue (12/2) ... Tallied six points, five assists, four rebounds and a steal in the win over East Carolina (11/26) ... Recorded five points and five assists in the victory over Towson (11/18) ... Opened the season with two points, three assists and a steal in the win over Monmouth (11/13).

2009-10 (at Maryland)

Broke Maryland's freshman season assists record with 171 helpers ... Recorded more than six assists in 15 of 27 starts ... Finished third in the ACC in assists and sixth in assist-to-turnover ratio (1.2) ... Grabbed career-high eight rebounds in WNIT Second Round win over East Carolina (3/21) ... Contributed 10 points in ACC Tournament win over North Carolina (3/4) ... Netted a career-high 17 points on 7-of-12 shooting against Clemson (2/14) ... Made 7-of-10 free throws to help clinch the win over Wake Forest (2/11) ... Finished the game with nine points and two steals against the Demon Deacons ... Accounted for nine assists at Virginia Tech (1/28) ... Had six points, eight assists and seven rebounds versus Boston College (1/14) ... Notched first career double-double with 10 points and career-high 11 assists at No. 19/21 Virginia (1/11) ... Also added three steals and four rebounds versus the Cavaliers ... Dished out eight assists versus Saint Joseph's (1/3) ... Notched nine points, eight assists and four rebounds versus UNC-Wilmington (12/29) ... Recorded nine points and three rebounds versus Minnesota (12/3) in the Big Ten/ACC Challenge ... Had six points and six assists in the win over Howard (11/27) ... Accounted for 11 points with seven assists in a win over Samford (11/24) ... Tallied nine points, two steals and an assist in her first career start at Mississippi State (11/22) ... Chipped in six points, nine assists and five rebounds against Old Dominion (11/19) ... Had 10 points with five assists in win against New Hampshire (11/16) ... Posted nine points, five assists and career-high six steals in collegiate debut against North Carolina Central (11/14).

CAREER HIGHS

Points	17 vs. Clemson (2/14/10)
Rebs.	8 vs. East Carolina (3/21/10)
Assists	11 at American (12/20/09)
	11 at Virginia (1/11/10)
Steals	6 vs. N.C. Central (11/14/09)
Blocks	1 (3x) last at St. Joseph's 1/2/11
Minutes	38 at American (12/20/09)
FGM	7 vs. Clemson (2/14/10)
FGA	14 at N.C. State (1/7/10)
FG%	1.000 (3x)
	last vs. N.C. State (2-2) (2/6/11)
3FGM	2 vs. Samford (1/24/09)
	2 vs. Clemson (2/14/10)
3FGA	5 at Mississippi State (11/22/09)
3PT %	1.000 (1-1) at Longwood (1/31/10)
	1.000 (1-1) vs. Providence (3/25/10)
FTM	7 at Wake Forest (2/11/10)
FTA	10 at Wake Forest (2/11/10)
	10 vs. North Carolina (3/4/10)
FT %	1.000 (7x)
	last vs. Georgetown (2-2) (3/22/11)
Career Double-Doubles	1

HIGH SCHOOL

McDonald's High School All-American ... 52nd-ranked player by ESPN/HoopGurlz out of Caravel Academy ... 2009 Delaware Gatorade Player of the Year ... Two-time All-State selection with a first team berth as a senior and a second team nod as a junior ... 1,192 career points at Caravel Academy ... Averaged 17.8 points, 5.5 assists, 5.0 rebounds and 5.0 steals per game as a senior ... Led the Buccaneers to the Delaware State Quarterfinals as a senior ... Named to the DelawareGirlsBasketball.com All-Decade (2000-09) visitor's poll first team ... Selected to the Delaware's Finest third team All-Decade (2000-09) team ... Played AAU for the Philly Belles alongside Lady Lion teammate Maggie Lucas ... AAU team won the 2007 USJN in Cincinnati and were the 15u and 16u Mid-Atlantic Champions ... Also participated in track & field at Caravel Academy, finishing fifth in the state in the high jump, long jump and 4x100 relay in 2009.

PERSONAL

Full name is Dara Nailah Taylor ... Born January 16, 1991 in Manhattan, New York ... Parents are Jo and Ron Taylor ... Has one brother, Ron Jr. (17) ... Majoring in communication, arts and sciences.

TAYLOR'S CAREER STATS

Year	GP-GS	MIN	FG-A	PCT	3FG-A	PCT	FT-A	PCT	REB	AVG	PF-O	A	TO	B	S	PTS	AVG
2009-10*	34-27	916	70-195	.359	9-41	.220	38-76	.500	32-80-112	3.3	78-2	171	147	2	40	187	5.5
2010-11*	32-1	439	19-60	.317	3-23	.130	14-20	.700	8-31-39	1.2	40-0	71	67	1	35	55	1.7
TOTAL	66-28	1355	89-255	.349	12-64	.188	52-96	.542	40-111-151	2.3	118-2	242	214	3	75	242	3.7

* - freshman and sophomore season statistics from Maryland





#5 Talia East

So. * F/C * 6-3 * Philadelphia, Pa./The Friends School

2011-12 Highlights:

- Has taken a great role off of the bench this season, increasing her scoring production by 438% (3.5-0.8) and rebounding numbers by 400% (5.2-1.3).
- Narrowly missed out on her first career double-double with a career-high nine points and nine rebounds in the win over Indiana (2/2).
- Had arguably the best game of her career, registering in personal bests of 15 rebounds and seven blocks to go along with six points at South Carolina (11/20).
- Her seven blocks at South Carolina are tied for the third on the PSU single-game charts and are the most for a Lady Lion since Nikki Greene blocked seven shots against Purdue on Jan. 28, 2010.

2011-12 Season Notes:

- Tallied four points, three rebounds and a block against Purdue in the Big Ten semifinals (3/3).
- Had two points, four rebounds and a pair of blocks in the Big Ten quarterfinal win over Minnesota (3/2).
- Notched five points and six rebounds in the win over #8/11 Ohio State (2/20).
- Recorded five points, three rebounds and a block in the win at Purdue (2/16).
- Tallied six points and 10 rebounds in just 12 minutes of action off of the bench in the win at Northwestern (2/12).
- Grabbed seven rebounds to go along with four points at Wisconsin (1/2).
- Chipped in six points, eight rebounds, a career-best two assists and three blocks in the win at Bucknell (12/21).
- Equalled her career high with eight points to compliment six rebounds, two blocks and an assists in the win over Wagner (12/18).
- Snared five rebounds in eight minutes against UMES (12/11).
- Had a solid night off the bench with six points, three rebounds, a block and a steal in the win over Virginia Tech (12/6).
- Accounted for six points, eight rebounds, a blocked shot and a career-high two steals at #19/25 Texas Tech (12/3).
- Registered a career-best eight points on 4-of-6 shooting to go along with six rebounds in the Nugget Classic Championship game win over Nevada (11/26).
- Turned in her first career double-digit rebounding performance as she hauled in a personal-best 11 caroms at Delaware (11/17). Also equalled her career scoring mark with six points against the Blue Hens.
- Notched two points, six rebounds and a blocked shot in the Lady Lion Classic Championship game win over Middle Tennessee (11/13).
- Had a career night in the season-opening win over Washington State (11/11) with personal bests of six points via a 3-for-3 shooting effort and eight rebounds.
- Tallied four points, five rebounds and two steals in the exhibition win over Bloomsburg (11/5).

CAREER HIGHS

Points 9 vs. Indiana (2/2/12)
Rebs. 15 at South Carolina (11/20/11)
Assists 2 at Bucknell (12/21/11)
Steals 2 vs. Wisconsin (2/9/12)
..... 2 at Texas Tech (12/3/11)
Blocks 7 at South Carolina (11/20/11)
Minutes 29 at South Carolina (11/20/11)
FGM 4 vs. Indiana (2/2/12)
..... 4 at Nevada (11/26/11)
FGA 7 (3x) last vs. Indiana (2/2/12)
FG% 1.000 (7x)
..... last vs. Michigan (1-1) (1/12/12)
3FGM n/a
3FGA n/a
3PT % n/a
FTM 4 vs. Nebraska (12/30/11)
FTA 4 (3x) last vs. Nebraska (12/30/11)
FT % 1.000 (4x)
..... last vs. Indiana (1-1) (2/2/12)
Career Double-Doubles n/a

Game-by-Game

Opponent	Date	gs	min	Total		3-Pointers		Free throws		Rebounds				pts	avg					
				fg-fga	pct	3fg-fga	pct	ft-fa	pct	off	def	tot	avg			pf	a	to	blk	stl
WASHINGTON STATE	11/11/11	19	3-3	1,000	0-0	.000	0-0	.000	4	4	8	8.0	1	0	2	2	0	6	6.0	
MIDDLE TENNESSEE	11/13/11	19	1-4	250	0-0	.000	0-1	.000	2	4	6	7.0	3	0	0	1	1	2	4.0	
at Delaware	11/17/11	19	2-4	500	0-0	.000	2-2	1,000	3	8	11	8.3	5	0	0	2	1	6	4.7	
at South Carolina	11/20/11	29	3-6	500	0-0	.000	0-0	.000	1	14	15	10.0	2	0	3	7	1	6	5.0	
vs Iowa State	11/25/11	7	0-1	000	0-0	.000	0-0	.000	1	2	3	8.6	2	0	0	0	0	4.0		
at Nevada	11/26/11	14	4-6	667	0-0	.000	0-4	.000	3	3	6	8.2	1	0	1	0	1	8	4.7	
NORTH CAROLINA	11/30/11	8	1-2	500	0-0	.000	1-2	500	1	3	4	7.6	3	0	0	0	0	3	4.4	
at Texas Tech	12/3/11	20	3-5	600	0-0	.000	0-2	.000	2	6	8	7.6	4	0	2	1	2	6	4.8	
VIRGINIA TECH	12/6/11	12	3-5	600	0-0	.000	0-2	.000	0	3	3	7.1	1	1	1	1	1	6	4.8	
UMES	12/11/11	8	0-1	000	0-0	.000	2-2	1,000	1	4	5	6.9	0	1	0	0	0	2	4.5	
WAGNER	12/18/11	20	3-7	429	0-0	.000	2-4	500	2	4	6	6.8	2	1	4	2	0	8	4.8	
at BUCKNELL	12/21/11	18	3-7	429	0-0	.000	0-0	.000	3	5	8	6.9	2	2	1	3	1	6	4.9	
NEBRASKA	12/30/11	10	0-1	000	0-0	.000	4-4	1,000	3	1	4	6.7	0	0	1	1	0	4	4.8	
at Wisconsin	1/2/12	11	2-2	1,000	0-0	.000	0-0	.000	0	7	7	6.7	0	0	1	0	0	4	4.8	
MICHIGAN STATE	1/7/12	4	0-1	000	0-0	.000	0-0	.000	0	0	0	6.3	0	0	1	2	0	0	4.5	
MICHIGAN	1/15/12	3	1-1	1,000	0-0	.000	0-0	.000	0	1	1	5.9	0	0	0	0	0	2	4.3	
at Nebraska	01/15/12	10	0-3	000	0-0	.000	0-0	.000	1	3	4	5.8	1	0	1	3	0	0	4.1	
at Illinois	1/19/12	10	0-1	000	0-0	.000	0-0	.000	1	4	5	5.8	5	0	0	0	0	0	3.8	
IOWA	1/22/12	11	0-3	000	0-0	.000	1-2	500	1	2	3	5.6	0	0	0	0	0	1	3.7	
at Michigan	01/26/12	9	1-4	250	0-0	.000	0-0	.000	1	1	2	5.5	1	0	2	0	0	2	3.6	
at Michigan State	01/29/12	8	0-0	000	0-0	.000	0-0	.000	1	2	3	5.3	0	0	0	0	0	0	3.4	
INDIANA	2/2/12	24	4-7	571	0-0	.000	1-1	1,000	4	5	9	5.5	1	0	2	1	2	9	3.7	
at Minnesota	02/05/12	8	0-0	000	0-0	.000	0-0	.000	0	2	2	5.3	3	0	1	0	0	0	3.5	
WISCONSIN	2/9/12	15	1-2	500	0-0	.000	0-0	.000	1	2	3	5.3	1	0	1	1	2	2	3.5	
at Northwestern	02/12/12	12	3-4	750	0-0	.000	0-0	.000	4	6	10	5.4	0	0	2	0	0	6	3.6	
at Purdue	02/16/12	16	2-5	400	0-0	.000	1-3	333	1	2	3	5.3	1	1	2	1	0	5	3.6	
OHIO STATE	2/20/12	20	2-3	667	0-0	.000	1-2	500	3	3	6	5.4	3	0	0	0	0	5	3.7	
MINNESOTA	2/26/12	19	0-5	000	0-0	.000	0-0	.000	2	3	5	5.4	0	2	0	2	1	0	3.5	
vs MINNESOTA	3/2/12	13	1-2	500	0-0	.000	0-0	.000	0	4	4	5.3	2	0	1	2	0	2	3.5	
vs Purdue	3/3/12	17	2-4	500	0-0	.000	0-0	.000	0	3	3	5.2	0	0	0	1	0	4	3.5	
Totals		0	413	45-99	455	0-0	.000	15-31	484	46	111	157	5.2	44	8	31	33	13	105	3.5

Games played: 30
 Minutes/game: 13.8
 Points/game: 3.5
 FG Pct: 45.5
 FT Pct: 48.4

Rebounds/game: 5.2
 Assists/game: 0.3
 Turnovers/game: 1.0
 Assists/turnover ratio: 0.3
 Steals/game: 0.4
 Blocks/game: 1.1

EAST'S CAREER STATS

Year	GP-GS	MIN	FG-A	PCT	3FG-A	PCT	FT-A	PCT	REB	AVG	PF-O	A	TO	B	S	PTS	AVG
2010-11	15-0	91	5-18	.278	0-0	.000	2-4	.500	8-11-19	1.3	8-0	0	8	2	2	12	0.8
2011-12	30-0	413	45-99	.455	0-0	.000	15-31	.484	46-111-157	5.2	44-2	8	31	33	13	105	3.5
TOTAL	45-0	504	50-117	.427	0-0	.000	17-35	.486	54-122-176	3.9	52-2	8	39	35	15	117	2.6





#12 Zhaque Gray

Sr. * G * 5-8 * Chicago, Ill./Prep John Hope

2011-12 Highlights:

- Honorable Mention All-Big Ten choice.
- Big Ten Sportsmanship Award honoree.
- Named to Lady Lion Classic All-Tournament team after averaging 11.0 points, 5.0 rebounds in two games.
- Seventh on Penn State's career three-pointers chart (144).

CAREER HIGHS

Points 27 at Dayton (11/12/10)
 Rebs. 6 (3x) last at Nebraska (1/15/12)
 Assists 6 at Northwestern (2/12/12)
 6 vs. North Carolina (11/30/11)
 Steals 3 vs. Bucknell (12/28/10)
 3 vs. Michigan State (12/21/08)
 Blocks 1 at South Carolina (11/20/11)
 1 at Iowa (2/6/11)
 Minutes 44 at Dayton (11/12/10)
 FGM 10 at Dayton (11/12/10)
 FGA 17 at Dayton (11/12/10)
 FG% 1.000 (3-3) at Indiana (2/13/11)
 1.000 (4-4) at Michigan (2/9/09)
 3FGM 7 at Dayton (11/12/10)
 3FGA 11 at Dayton (11/12/10)
 3PT% 1.000 (5x)
 last vs. Iowa State (2-2) (11/25/11)
 FTM 6 at Purdue (2/16/12)
 6 at Illinois (1/19/12)
 FTA 7 at Purdue (2/16/12)
 FT% 1.000 (27x)
 last at Minnesota (2-2) (2/5/12)
 Career Double-Doubles n/a

2011-12 Season Notes:

- Was 4-for-6 from long range en route to 19 points in the Big Ten quarterfinal win over Minnesota (3/2).
- Had a great senior day with 18 points via a 7-for-12 shooting day, three rebounds and an assists in the win over Minnesota (2/26).
- Accounted for 12 points, five rebounds and five assists as the Lady Lions clinched a share of the regular-season title with a win over #8/10 Ohio State (2/20).
- Tallied 10 points, three rebounds, three assists and two steals in the key road win over #17/19 Purdue (2/16).
- In front of her hometown for the final time, registered 17 points, two rebounds and tied her career high with six assists in the win at Northwestern (2/12).
- Connected on a three-pointer with 1:13 remaining to tie the game at 63-63 in the comeback win over Minnesota (2/6).
- Finished with eight second-half points against the Gophers.
- Scored all nine of her points in the final 8:12 at Illinois (1/19).
- Was 7-for-11 from the field on the way to 16 points and a career-high six rebounds in the win at Nebraska (1/15).
- Contributed 15 points on 6-of-12 shooting to go along with four rebounds and an assists versus Michigan (1/12).
- Registered eight points and four rebounds versus Michigan State (1/7).
- Recorded eight points at Wisconsin (1/2).
- Had eight points in the win at Bucknell (12/21).
- Scored 13 points to go along with three rebounds, three assists and a pair of steals in the win over Wagner (12/18).
- Chipped in eight points and an assist against UMES (12/11).
- Tallied eight points and three assists at Texas Tech (12/3).
- Notched back-to-back 20-point games for the second time in her career with 25 points, four rebounds and a career-high six assists in the upset win over #14/13 North Carolina (11/30).
- Accounted for 21 points, four rebounds, three assists and two steals in the win at Nevada (11/26).
- Was 5-for-7 from the field, including makes on both of her three-point attempts, en route to 14 points in the win over Iowa State (11/25).
- Surpassed the 600-point plateau for her career with 15 tallies at Delaware (11/17).
- Had a team-best 15 points to go along with six rebounds and two assists in the Lady Lion Classic title game win over Middle Tennessee (11/13).
- Registered seven points and four rebounds against Washington State (11/11).

Game-by-Game

Opponent	Date	gs	min	fg	fga	pct	3fg	3fga	pct	f	fta	pct	off	def	tot	avg	pf	a	to	blk	stl	pts	avg
WASHINGTON STATE	11/11/11	*	28	3-11	273	1-4	250	0-1	0.00	0	4	4	0	4	4	0	4	1	2	0	1	7	7.0
MIDDLE TENNESSEE	11/13/11	*	29	6-13	462	2-7	286	1-1	1.000	2	4	6	5	0	2	3	0	2	3	0	0	15	11.0
at Delaware	11/17/11	*	35	5-13	385	3-7	429	2-2	1.000	0	3	3	4	3	2	0	3	0	3	0	1	15	12.3
at South Carolina	11/20/11	*	38	1-5	200	0-1	0.00	4-4	1.000	0	4	4	3	2	2	1	1	1	1	1	1	6	10.8
vs Iowa State	11/25/11	*	30	5-7	714	2-2	1.000	2-2	1.000	0	3	3	4	0	2	0	1	14	11.4				
at Nevada	11/26/11	*	35	9-15	600	1-4	250	2-3	.667	3	1	4	0	2	3	1	0	2	21	13.0			
NORTH CAROLINA	11/30/11	*	34	8-16	500	6-10	800	3-3	1.000	2	2	4	0	2	6	2	0	2	25	14.7			
at Texas Tech	12/3/11	*	33	3-8	375	0-2	0.00	2-2	1.000	0	2	2	3	8	1	3	2	0	0	8	13.9		
VIRGINIA TECH	12/6/11	*	28	1-4	250	0-1	0.00	4-4	1.000	1	4	5	3	9	3	2	3	0	2	6	13.0		
UMES	12/11/11	*	22	2-6	333	1-2	500	3-4	.750	0	0	0	3	5	4	1	0	0	0	0	8	12.5	
WAGNER	12/18/11	*	29	6-10	600	1-2	500	0-0	0.00	1	2	3	3	5	1	3	3	0	2	13	12.5		
at BUCKNELL	12/21/11	*	30	3-8	375	2-4	500	0-0	0.00	0	0	0	3	2	2	1	0	1	1	8	12.2		
NEBRASKA	12/30/11	*	21	0-7	0.00	0-3	0.00	0-0	0.00	0	2	2	3	1	0	1	1	0	1	0	0	11.2	
at Wisconsin	12/12	*	21	3-10	300	2-5	400	0-0	0.00	1	0	1	2	9	1	1	3	0	1	8	11.0		
MICHIGAN STATE	11/7/12	*	28	3-11	273	1-7	143	1-2	.500	1	3	4	0	3	3	1	2	0	1	8	10.8		
MICHIGAN	11/2/12	*	33	6-12	500	1-4	250	2-2	1.000	1	3	4	3	1	2	1	1	0	0	15	11.1		
at Nebraska	01/15/12	*	35	7-11	636	2-3	667	0-0	0.00	2	4	6	3	2	4	0	1	0	0	16	11.4		
at Illinois	11/9/12	*	33	1-8	125	1-3	333	6-6	1.000	2	1	3	3	2	0	1	2	0	0	9	11.2		
IOWA	12/2/12	*	27	3-13	231	0-4	0.00	0-0	0.00	0	3	3	3	2	1	2	0	0	0	6	10.9		
at Michigan	01/26/12	*	28	2-7	286	2-5	400	0-0	0.00	0	3	3	3	2	3	0	0	1	6	10.7			
at Michigan State	01/29/12	*	22	2-6	333	1-3	333	1-1	1.000	0	0	0	3	0	0	0	1	6	10.5				
INDIANA	2/2/12	*	25	0-3	0.00	0-0	0.00	0-0	0.00	0	1	1	3	0	2	2	0	1	0	10.0			
at Minnesota	02/05/12	*	32	2-8	250	2-6	333	2-2	1.000	0	3	3	3	0	2	0	2	0	1	8	9.9		
WISCONSIN	2/9/12	*	21	2-5	400	1-3	333	0-0	0.00	1	1	2	2	9	3	1	1	0	0	5	9.7		
at Northwestern	02/12/12	*	37	8-15	533	1-7	143	0-0	0.00	0	2	2	2	9	2	6	3	0	2	17	10.0		
OHIO STATE	02/16/12	*	34	2-6	333	0-1	0.00	6-7	.857	1	2	3	2	9	2	3	2	0	2	10	10.0		
OHIO STATE	2/20/12	*	37	5-13	385	1-2	500	1-2	.500	1	4	5	3	0	3	5	1	0	1	12	10.1		
MINNESOTA	2/26/12	*	28	7-12	583	4-7	571	0-0	0.00	1	2	3	3	0	1	0	0	0	18	10.4			
vs Minnesota	3/2/12	*	40	5-11	455	4-6	667	5-6	.833	1	2	3	3	0	1	1	2	0	0	19	10.7		
vs Purdue	3/3/12	*	39	3-10	300	2-7	286	0-0	0.00	0	1	1	2	9	2	0	2	0	1	8	10.6		
Totals			30	912	113-284	398	44-122	361	47-54	.870	21	66	87	2	9	66	53	46	1	25	317	10.6	

Games played: 30
 Minutes/game: 30.4
 Points/game: 10.6
 FG Pct: 39.8
 3FG Pct: 36.1
 FT Pct: 87.0

Rebounds/game: 2.9
 Assists/game: 1.8
 Turnovers/game: 1.5
 Assist/turnover ratio: 1.2
 Steals/game: 0.8
 Blocks/game: 0.0

GRAY'S CAREER STATS

Year	GP-GS	MIN	FG-A	PCT	3FG-A	PCT	FT-A	PCT	REB	AVG	PF-O	A	TO	B	S	PTS	AVG
2008-09	28-0	224	31-80	.388	15-48	.313	6-9	.667	8-8-16	0.6	25-0	11	29	0	11	83	3.0
2009-10	30-9	486	54-160	.338	23-76	.303	19-25	.760	13-37-50	1.7	35-0	25	43	1	5	150	5.0
2010-11	35-35	918	119-281	.423	63-152	.414	30-41	.732	17-61-78	2.2	67-1	53	58	1	19	331	9.5
2011-12	30-30	912	113-284	.398	44-122	.361	47-54	.870	21-66-87	2.9	66-0	53	46	1	25	317	10.6
TOTAL	123-74	2540	317-805	.394	145-398	.364	102-129	.791	59-172-231	1.9	193-1	142	176	3	60	881	7.2





#15 Renee Womack

Sr. * G * 5-10 * Lansdale, Pa./Methacton

CAREER HIGHS

Points..... 10 at Wisconsin (1/2/11)
 Rebs. 8 (2x) last vs. Iowa (12/28/09)
 Assists 4 vs. Iowa (12/28/09)
 Steals..... 4 vs. Bucknell (12/28/10)
 Blocks 3 vs. Iowa (12/28/09)
 Minutes 30 vs. Iowa (12/28/09)
 FGM..... 4 at Wisconsin (1/2/11)
 4 vs. Stony Brook (11/19/08)
 FGA 8 vs. Army (12/8/10)
 8 vs. Stony Brook (11/19/08)
 FG% 1.000 (8x)
last vs. Illinois (2-2) (3/5/11)
 3FGM..... 1 (7x) last at Indiana (2/13/11)
 3FGA 2 (4x) last at Indiana (2/13/11)
 3PT% 1.000 (3x)
last vs. Illinois (2-2) (1/16/11)
 FTM 3 at Dayton (11/12/10)
 FTA 4 at Ohio State (2/17/11)
 4 at Dayton (11/12/10)
 FT% 1.000 (4x)
last at Iowa (2-2) (2/6/11)
 Career Double-Doubles n/a

WOMACK'S CAREER STATS

Year	GP-GS	MIN	FG-A	PCT	3FG-A	PCT	FT-A	PCT	REB	AVG	PF-O	A	TO	B	S	PTS	AVG
2008-09	25-0	273	16-54	.296	0-1	.000	12-24	.500	30-25-55	2.2	34-1	9	27	2	14	44	1.8
2009-10	13-0	197	15-37	.405	2-6	.333	4-9	.444	23-17-40	3.1	17-0	13	22	8	9	36	2.8
2010-11	33-0	423	31-76	.408	6-17	.353	16-23	.696	37-42-79	2.4	42-0	17	25	3	33	84	2.5
2011-12	Did not play																
TOTAL	71-0	893	62-167	.371	8-24	.333	32-56	.571	90-84-174	2.5	93-1	39	74	13	56	164	2.3





#20 Alex Bentley

Jr. * G * 5-7 * Indianapolis, Ind./Ben Davis

2011-12 Highlights:

- All-Big Ten first team selection for the second time in her career, making her one of nine players in school history with multiple first team accolades.
- Selected to Big Ten All-Defensive team.
- Became the 33rd Lady Lion and 15th junior to score 1,000 career points with 11 tallies against Virginia Tech (12/6).
- On Wade Trophy, Wooden Award Midseason and Naimsmith Trophy Midseason watch lists.
- 10th on Penn State's career assists list (443).
- 17th on Penn State's career scoring chart (1,296).
- 13th on Penn State's career steals list (210).
- First Lady Lion to lead the conference in steals (3.1) since Jess Strom led the Big Ten in back-to-back seasons in 2003-04 and 2004-05.
- Big Ten Preseason Player of the Year (coaches and media).
- Selected as Nugget Classic Tournament MVP after averaging 18.0 points, 4.5 assists and 4.5 steals in two games.
- Named to Lady Lion Classic All-Tournament team after averaging 15.0 points, 3.0 rebounds, 4.0 assists and 2.5 steals.

CAREER HIGHS

Points 28 at Boston College (12/2/10)
 Rebs. 7 at Iowa (1/22/12)
 7 vs. Iowa (12/28/09)
 Assists 15 vs. North Carolina (11/30/11)
 Steals 8 vs. Nebraska (12/30/11)
 Blocks 2 (3X) last vs. Drexel (12/21/10)
 Minutes 46 at Dayton (11/12/10)
 FGM 12 vs. Dayton (3/19/11)
 FGA 28 vs. Dayton (3/19/11)
 FG%833 (5-6) at Illinois (12/31/09)
 3FGM 4 at Purdue (2/14/10)
 3FGA 6 (3x) last at Purdue (2/14/10)
 3PT% 1.000 (6x)
 ..last vs. Washington State (2-2) (11/11/11)
 FTM 10 at Northwestern (1/6/11)
 FTA 12 at Northwestern (1/6/11)
 FT% 1.000 (24x)
last vs. Wisconsin (2-2) (2/9/12)
 Career Double-Doubles 1

2011-12 Season Notes:

- Recorded 22 points with three steals and four assists in the Big Ten semifinals against Purdue (3/3).
- Nabbed seven steals against Minnesota in the Big Ten Quarterfinals (3/2), which ties for the fifth-most thefts in a BTT game.
- Became the 13th player in school history to snare 200 career steals with three thefts to go along with seven points and five assists in the win over Minnesota (2/26).
- Accounted for 10 points, four rebounds, two assists and four steals in the win at #17/19 Purdue (2/16).
- Connected on 7-of-12 shots from the field en route to 18 points and two steals at Northwestern (2/12).
- Hit the go-ahead three-pointer to give PSU a 66-65 lead with 38.9 seconds remaining in the comeback win at Minnesota (2/5).
- Surpassed the 1,200-point mark for her career with 16 points to go along with four assists and a game-best six steals against the Gophers.
- Was 9-for-16 from the field en route to 18 points and eight assists in the win at Michigan (1/26).
- Tallied 21 points to go along with a career-high seven rebounds, two assists and six steals in the win over Iowa (1/22).
- Had 15 points, four rebounds, four assists and a pair of steals at Illinois (1/19).
- Scored 16 of her season-high 23 points in the first half in the win at Nebraska (1/15).
- Accounted for 12 points, five rebounds, six assists and four steals in a solid all-around performance in the win over Michigan (1/12).
- Nabbed a career-high eight steals to go along with 22 points in the Big Ten opener against Nebraska. The eight thefts are the most for a Lady Lion since Kelly Mazzante had eight steals vs. Fairfield on Dec. 2, 2001.
- Chipped in 11 points, seven assists and four steals in the non-conference finale at Bucknell (12/21).
- Was 10-for-14 from the field on the way to 23 points and a personal-best five steals against Wagner (12/18).
- Paced the Lady Lions with 18 points, three assists and a steal at #19/25 Texas Tech (12/3).
- Posted her first career double-double with 15 points and a personal-best 15 assist in the win over #14/13 North Carolina (11/30).
- Had a solid all-around game with 23 points on 11-of-15 shooting, six assists and a career-best five steals in the win over Nevada (11/26).
- Narrowly missed her first career double-double with a team-best 20 points and a career-high tying nine assists at Delaware (11/17).
- Accounted for 22 points, four rebounds, four assists and a pair of steals in the win over Washington State (11/11).

Game-by-Game

Opponent	Date	gs	min	fg-fga	pct	3fg-fga	pct	ft-fa	pct	reb	off	def	tot	avg	pf	a	t/o	bik	stl	pts	avg
WASHINGTON STATE	11/11/11	* 36	7-13	538	2-2	1.000	6-6	1.000	0	4	4	0	4	4.0	3	4	8	0	2	22	22.0
MIDDLE TENNESSEE	11/13/11	* 35	2-10	200	0-3	.000	4-4	1.000	1	1	2	3	0	2	4	0	3	0	3	8	15.0
at Delaware	11/17/11	* 34	7-15	467	1-2	.500	5-6	.833	0	3	3	0	4	9	5	1	3	0	20	16.7	
at South Carolina	11/20/11	* 32	1-4	250	0-0	.000	4-4	1.000	0	2	2	2	2	3	7	0	1	6	14	14.0	
vs Iowa State	11/25/11	* 31	5-13	385	2-5	.400	1-2	.500	0	3	3	2	8	4	3	0	0	4	13	13.8	
at Nevada	11/26/11	* 29	11-15	733	1-2	.500	0-0	.000	0	0	0	2	3	2	6	1	0	5	23	15.3	
NORTH CAROLINA	11/26/11	* 39	5-15	333	1-2	.500	4-4	1.000	3	2	5	2	7	0	15	1	0	2	15	15.3	
at Texas Tech	12/3/11	* 38	6-15	400	1-2	.500	5-6	.833	0	2	2	2	6	3	2	0	1	18	15.6		
VIRGINIA TECH	12/6/11	* 31	4-6	667	0-0	.000	3-5	.600	0	2	2	2	2	6	1	5	1	3	11	15.1	
UMES	12/11/11	* 34	4-7	571	0-0	.000	3-4	.750	1	3	4	2	7	1	9	6	0	0	11	14.7	
WAGNER	12/18/11	* 27	10-14	714	0-0	.000	3-4	.750	0	2	2	2	6	1	2	3	0	5	23	15.5	
at BUCKNELL	12/21/11	* 32	5-11	455	1-2	.500	0-0	.000	0	0	0	0	2	4	1	7	4	0	4	11.5	
NEBRASKA	12/30/11	* 36	9-25	360	1-4	.250	3-5	.600	0	3	3	2	5	1	3	5	1	8	22	15.6	
at Wisconsin	1/2/12	* 31	4-10	400	0-0	.000	0-1	.000	0	2	2	2	4	2	8	3	0	4	8	14.3	
MICHIGAN STATE	1/7/12	* 34	2-12	167	0-3	.000	0-2	.000	0	2	2	2	4	5	6	5	0	2	4	8.5	
MICHIGAN	1/12/12	* 35	6-10	600	0-0	.000	0-0	.000	0	5	5	2	6	1	6	6	0	4	12	14.2	
at Nebraska	01/15/12	* 35	9-17	529	0-2	.000	5-5	1.000	2	3	5	2	7	2	3	2	1	4	23	14.7	
at Illinois	1/19/12	* 35	7-17	412	1-3	.333	0-5	.000	2	2	4	2	8	2	4	5	0	2	15	14.7	
IOWA	1/22/12	* 38	10-21	476	1-2	.500	0-0	.000	2	5	7	3	0	3	2	2	1	6	21	15.1	
at Michigan	01/26/12	* 35	9-16	563	0-1	.000	0-0	.000	0	4	4	3	1	8	6	0	1	18	15.2		
at Michigan State	01/29/12	* 37	3-11	273	2-4	.500	0-0	.000	1	2	3	3	0	3	2	3	0	0	8	14.9	
INDIANA	2/2/12	* 25	1-9	111	0-0	.000	3-4	.750	1	4	5	3	1	4	1	1	1	1	5	14.4	
at Minnesota	02/05/12	* 34	6-13	462	1-3	.333	3-7	.429	1	0	1	0	1	3	4	4	3	0	6	16	14.5
WISCONSIN	2/9/12	* 35	6-12	500	0-1	.000	2-2	1.000	0	1	1	3	0	1	3	3	0	1	14	14.5	
at Northwestern	02/12/12	* 39	7-12	583	1-2	.500	3-5	.600	0	2	2	2	2	9	3	1	4	0	2	18	14.6
at Purdue	02/16/12	* 35	4-13	308	0-2	.000	2-4	.500	1	3	4	0	3	1	2	3	0	4	10	14.4	
OHIO STATE	2/20/12	* 33	5-11	455	0-1	.000	0-0	.000	0	0	0	2	9	4	4	2	0	1	10	14.3	
MINNESOTA	2/26/12	* 30	2-10	200	0-2	.000	3-4	.750	0	2	2	2	8	2	5	1	0	3	7	14.0	
vs Minnesota	3/2/12	* 35	5-21	238	0-4	.000	2-6	.333	0	2	2	2	8	3	5	5	0	7	12	13.9	
vs Purdue	3/3/12	* 37	8-18	444	2-3	.667	4-5	.800	0	3	3	2	8	5	4	3	0	3	22	14.2	
Totals		30	1017	170-396	429	18-57	.316	68-100	.680	15	69	84	28	70	144	103	6	92	426	14.2	

Games played: 30
 Minutes/game: 33.9
 Points/game: 14.2
 FG Pct: 42.9
 3FG Pct: 31.6
 FT Pct: 68.0

Rebounds/game: 2.8
 Assists/game: 4.8
 Turnovers/game: 3.4
 Assist/turnover ratio: 1.4
 Steals/game: 3.1
 Blocks/game: 0.2

BENTLEY'S OVERALL CAREER STATS

Year	GP-GS	MIN	FG-A	PCT	3FG-A	PCT	FT-A	PCT	REB	AVG	PF-O	A	TO	B	S	PTS	AVG
2009-10	31-30	957	157-353	.445	21-67	.313	30-50	.600	15-70-85	2.7	63-2	125	85	10	49	365	11.8
2010-11	35-34	1106	204-457	.446	22-63	.349	75-94	.798	17-78-95	2.7	74-1	174	102	12	69	505	14.4
2011-12	30-30	1017	170-396	.429	18-57	.316	68-100	.680	15-69-84	2.8	70-2	144	103	6	92	426	14.2
TOTAL	96-94	3080	531-1206	.440	61-187	.326	173-244	.709	47-217-264	2.8	207-5	443	290	28	210	1296	13.5

www.GoPSUsports.com/alex Bentley





#23 Ariel Edwards

So. * G/F * 6-2 * Elmont, N.Y./Christ the King

2011-12 Highlights:

- ♦ Missed the last two regular-season games and two Big Ten Tournament games with a leg injury.
- ♦ Has set personal bests in points (176), rebounds (116), assists (31), steals (21) and blocks (5) this season.
- ♦ Posted her first career double-double with personal bests of 17 points and 11 rebounds in the win over Iowa (1/22).
- ♦ Accounted for 13 points and career highs of eight rebounds and three assists in the win over #14/13 North Carolina (11/30).

2011-12 Season Notes:

- ♦ Tallied six points and four rebounds, including three on the offensive glass, in the win at Northwestern (2/12).
- ♦ Sparked the Lions with 14 points off of the bench via a 6-for-10 shooting effort in the win over Wisconsin (2/9).
- ♦ Had eight points with two rebounds and two assists against Indian (2/2).
- ♦ Recorded eight points and eight rebounds at Michigan State (1/29).
- ♦ Chipped in six points and eight rebounds in the victory at Michigan (1/26).
- ♦ Came off of the bench to spark the Lady Lions with seven points and six rebounds at Illinois (1/19).
- ♦ Accounted for nine points, five rebounds and two assists in 22 minutes of action against Michigan (1/12).
- ♦ Dished out a career-high four assists to go along with six points, four rebounds and a steal at Wisconsin (1/2).
- ♦ Notched six points with two rebounds and two steals against Nebraska (12/30).
- ♦ Tallied 11 points via a 5-for-5 free throw shooting effort, six rebounds and three steals in the win over Wagner (12/18).
- ♦ Hauled in a career-high nine rebounds to go along with seven points and three assists in the win over UMES (12/11).
- ♦ Registered three points to go along with five rebounds, two assists and a personal-best three steals at #19/25 Texas Tech (12/3).
- ♦ Had two points, four rebounds and a pair of steals in the Nugget Classic Championship game win over Nevada (11/26).
- ♦ Was 5-for-7 from the field en route to 10 points, seven rebounds and an assist at South Carolina (11/20).
- ♦ In her first collegiate start, tallied eight points and equalled her career high with eight rebounds at Delaware (11/17).
- ♦ Scored five of her 10 points in a key Lady Lion run that gave Penn State its first lead of the game against Middle Tennessee (11/13). Also notched a pair of steals against the Blue Raiders.
- ♦ Tallied four points and two rebounds in the season-opening win over Washington State (11/11).

CAREER HIGHS

Points	17 vs. Iowa (1/22/12)
Rebs.	11 vs. Iowa (1/22/12)
Assists	4 at Wisconsin (1/2/12)
Steals	3 at Texas Tech (12/3/11)
Blocks	2 at Oakland (11/18/10)
Minutes	38 at Delaware (11/17/11)
FGM	6 vs. Wisconsin (2/9/12)
	6 vs. North Carolina (11/30/11)
FGA	11 (3x) last vs. UMES (12/11/11)
FG%	1.000 (3x)
	last vs. DePaul (1-1) (3/21/11)
3FGM	2 vs. Army (12/8/10)
	2 vs. Hartford (11/27/10)
3FGA	4 vs. Army (12/8/10)
	4 vs. Hartford (11/27/10)
3PT %	1.000 (3x)
	last vs. North Carolina (1-1) (11/30/11)
FTM	9 vs. Iowa (1/22/12)
FTA	10 vs. Iowa (1/22/12)
FT %	1.000 (8x)
	last at Minnesota (2-2) (2/5/12)
Career Double-Doubles	1

Game-by-Game

Opponent	Date	gs	min	Total		3-Pointers		Free throws		Rebounds			pf	a	t/o	blk	stf	pts	avg		
				fg	fga	pct	3fg	3fga	pct	ft	fta	pct								off	def
WASHINGTON STATE	11/11/11		19	1-5	200	0-1	.000	2-4	500	0	2	2	2	0	1	2	0	1	4	4.0	
MIDDLE TENNESSEE	11/13/11		22	4-10	400	0-2	.000	2-3	667	0	1	1	1.5	1	1	0	2	10	7.0		
at Delaware	11/17/11	*	38	4-11	364	0-1	.000	0-0	.000	4	4	8	3.7	5	0	1	0	8	7.3		
at South Carolina	11/20/11	*	31	5-7	714	0-1	.000	0-0	.000	1	6	7	4.5	3	1	4	0	1	10	8.0	
vs Iowa State	11/25/11		18	0-2	000	0-1	.000	0-1	000	0	1	1	3.8	4	0	1	0	0	6.4		
at Nevada	11/26/11		22	1-3	333	0-0	.000	0-0	.000	0	4	4	3.8	1	1	2	0	2	2	5.7	
NORTH CAROLINA	11/30/11	*	36	6-11	545	1-1	1.000	0-0	.000	3	5	8	4.4	3	3	4	0	0	13	6.7	
at Texas Tech	12/3/11	*	29	1-5	200	0-0	.000	1-2	500	3	2	5	4.5	2	2	1	1	3	3	6.3	
VIRGINIA TECH	12/6/11	*	34	1-5	200	0-2	.000	1-2	500	0	3	3	4.3	0	0	1	0	1	3	5.9	
UMES	12/11/11	*	32	3-11	273	0-1	.000	1-2	500	1	8	9	4.8	1	3	0	1	1	7	6.0	
WAGNER	12/18/11	*	25	3-5	600	0-1	.000	5-5	1.000	1	5	6	4.9	3	3	0	0	1	11	6.5	
at BUCKNELL	12/21/11	*	21	2-4	500	1-2	.500	2-4	500	0	2	2	4.7	0	3	2	0	2	7	6.5	
NEBRASKA	12/30/11		26	3-8	375	0-0	.000	0-1	.000	1	1	2	4.5	2	0	1	1	2	6	6.5	
at Wisconsin	1/2/12		25	2-3	667	0-0	.000	2-4	500	1	3	4	4.4	1	4	0	0	1	6	6.4	
MICHIGAN STATE	1/7/12		21	2-3	667	0-0	.000	0-0	.000	0	4	4	4.4	3	0	4	1	0	4	6.3	
MICHIGAN	1/12/12		22	3-6	500	1-2	.500	2-2	1.000	0	5	5	4.4	3	2	2	0	0	9	6.4	
at Nebraska	01/15/12		9	1-2	500	0-0	.000	0-0	.000	1	0	1	4.2	4	0	3	0	1	2	6.2	
at Illinois	1/19/12		27	2-5	400	0-1	.000	3-4	750	3	3	6	4.3	1	0	1	0	0	7	6.2	
IOWA	1/22/12	*	34	4-8	500	0-0	.000	9-10	900	6	5	11	4.7	1	1	2	0	0	17	6.8	
at Michigan	01/26/12		30	3-7	429	0-0	.000	0-0	.000	3	5	8	4.9	3	1	1	0	0	6	6.8	
at Michigan State	01/29/12		25	2-5	400	1-2	.500	3-4	750	3	5	8	5.0	4	0	3	0	0	8	6.8	
INDIANA	2/2/12		28	4-7	571	0-0	.000	0-0	.000	2	0	2	4.9	2	2	3	0	1	8	6.9	
at Minnesota	02/05/12		16	0-2	000	0-1	.000	2-2	1.000	0	0	0	4.7	1	0	3	0	0	2	6.7	
WISCONSIN	2/9/12		23	6-10	600	1-3	.333	1-2	500	1	1	2	4.5	2	1	0	0	1	14	7.0	
at Northwestern	02/12/12		17	2-6	333	0-0	.000	2-3	667	3	1	4	4.5	2	1	0	1	1	6	6.9	
at Purdue	02/16/12		14	1-4	250	1-2	.500	0-0	.000	2	1	3	4.5	1	1	0	0	0	3	6.8	
Totals			9	644	66-155	.426	6-24	250	38-55	691	39	77	116	4.5	55	31	42	5	21	176	6.8

EDWARDS' CAREER STATS

Year	GP-GS	MIN	FG-A	PCT	3FG-A	PCT	FT-A	PCT	REB	AVG	PF-O	A	TO	B	S	PTS	AVG
2010-11	33-0	373	29-85	.341	9-22	.409	30-35	.857	27-35-62	1.9	22-0	13	26	4	9	97	2.9
2011-12	26-9	644	66-155	.426	6-24	.250	38-55	.691	39-77-116	4.5	55-1	31	42	5	21	176	6.8
TOTAL	59-9	1017	95-240	.396	15-46	.326	68-90	.756	66-112-178	3.0	77-1	44	68	9	30	273	4.6





#24 Mia Nickson

RS-Jr. * F * 6-2 * Ashburn, Va./Notre Dame Acad. (BC)

2011-12 Highlights:

- Honorable Mention All-Big Ten choice.
- Has missed nine games for two different injuries (PSU 7-2 in those games).
- Posted her third double-double of the season with 18 points and 15 rebounds to go along with a pair of steals in the win over #8/11 Ohio State (2/20).
- Earned her second double-double of the year with 12 points and 11 rebounds in the win at Nebraska (1/15).
- Posted first double-double of the season and seventh of her career with 10 points and 14 rebounds, including eight offensive boards, at Wisconsin (1/2).
- Missed eight games with concussion-like symptoms.
- Hauled in 10 rebounds, including five on the offensive glass against Middle Tennessee (11/13).

2011-12 Season Notes:

- Narrowly missed out on a double-double with nine points, 13 rebounds and a career-high three blocks in the Big Ten semifinals against Purdue (3/3).
- Chipped in 10 points, eight rebounds and three steals against Minnesota in the Big Ten quarterfinals (3/2).
- Accounted for seven points and eight rebounds in the victory over Minnesota (2/26).
- Just missed out on a double-double with 12 points, nine rebounds and a career-best two blocked shots in the win at #17/19 Purdue (2/12).
- Registered 11 points with seven rebounds and three assists in the win over Wisconsin (2/9).
- Earned her fifth career 20-point game with 20 markers via a 10-for-12 effort from the free throw line and nine rebounds in the win at Minnesota (2/5).
- Tallied a season-high 18 points via an 8-for-9 effort at the free throw line, to go along with six rebounds and a steal at Michigan State (1/29).
- Recorded six points, eight rebounds and a pair of assists in the win over Michigan (1/12).
- Notched seven points and eight rebounds against Michigan State (1/7).
- Was back in the lineup after missing six games and contributed four points and seven rebounds against Nebraska (12/30).
- Returned after missing two games to pull down a team-best 13 rebounds with five points and two assists against Iowa State (11/25).
- Had six points and seven rebounds in the win over Washington State (11/13) in the opening round of the Lady Lion Classic.

CAREER HIGHS

Points 26 vs. Texas Tech (12/5/10)
Rebs 17 vs. Indiana (1/23/11)
Assists 4 vs. Maine (12/12/10)
Steals 6 vs. Indiana (1/23/11)
.....	6 vs. Bucknell (12/28/10)
Blocks 3 vs. Purdue (3/3/12)
Minutes 41 at Dayton (11/12/10)
FGM 9 vs. Indiana (1/23/11)
FGA 16 vs. Indiana (1/23/11)
FG% 1.000 (4X)
.....	last vs. Minnesota (5-5) (1/13/11)
3FGM n/a
3FGA n/a
3PT % n/a
FTM 10 (3x) last at Minnesota (2/5/12)
FTA 12 at Minnesota (2/5/12)
FT % 1.000 (16X)
.....	last vs. Purdue (1-1) (3/3/12)
Career Double-Doubles 9

Game-by-Game

Opponent	Date	gs	min	Total		3-Pointers		Free throws		Rebounds		pf	a	tlo	blk	stl	pts	avg			
				fg	fga	pct	3fg	3fga	pct	r-fta	pct								off	def	tot
WASHINGTON STATE	11/11/11	*	32	1-7	143	0-0	.000	4-7	.571	2	5	7	7.0	4	0	2	0	1	6	6.0	
MIDDLE TENNESSEE	11/13/11	*	30	1-6	167	0-0	.000	1-2	.500	5	5	10	8.5	2	0	0	0	1	3	4.5	
vs Iowa State	11/25/11	*	26	2-8	250	0-0	.000	1-4	.250	4	9	13	10.0	4	2	1	0	0	5	4.7	
at Nevada	11/26/11	*	7	1-3	333	0-0	.000	0-0	.000	1	0	1	7.8	0	0	0	1	0	2	4.0	
NEBRASKA	12/30/11	*	31	2-9	222	0-0	.000	0-0	.000	4	3	7	7.6	3	1	3	0	1	4	4.0	
at Wisconsin	1/2/12	*	27	5-6	833	0-0	.000	0-0	.000	8	6	14	8.7	3	1	0	0	1	10	5.0	
MICHIGAN STATE	1/7/12	*	29	3-9	333	0-0	.000	1-3	.333	5	3	8	8.6	2	0	2	0	1	7	5.3	
MICHIGAN	1/12/12	*	22	2-3	667	0-0	.000	2-4	.500	3	5	8	8.5	3	2	3	0	0	6	5.4	
at Nebraska	01/15/12	*	36	4-8	500	0-0	.000	4-6	.667	3	8	11	8.8	1	2	2	1	0	12	6.1	
at Illinois	1/19/12	*	2	0-0	000	0-0	.000	0-0	.000	0	1	1	8.0	0	0	0	0	0	0	5.5	
at Michigan	01/26/12	*	4	0-0	000	0-0	.000	0-0	.000	0	2	2	7.5	0	0	1	0	0	0	5.0	
at Michigan State	01/29/12	*	34	5-12	417	0-0	.000	8-9	.889	2	4	6	7.3	3	1	3	0	1	18	6.1	
INDIANA	2/2/12	*	10	0-3	000	0-0	.000	1-2	.500	2	4	6	7.2	0	0	0	0	0	1	5.7	
at Minnesota	02/05/12	*	38	5-9	556	0-0	.000	10-12	.833	4	5	9	7.4	3	3	2	0	1	20	6.7	
WISCONSIN	2/9/12	*	33	3-5	600	0-0	.000	5-5	1.000	3	4	7	7.3	1	3	1	0	1	11	7.0	
at Northwestern	02/12/12	*	21	2-3	667	0-0	.000	1-1	1.000	0	2	2	7.0	4	1	2	0	0	5	6.9	
at Purdue	02/16/12	*	38	5-12	417	0-0	.000	2-4	.500	2	7	9	7.1	1	1	0	2	0	12	7.2	
OHIO STATE	2/20/12	*	30	6-15	400	0-0	.000	6-9	.667	9	6	15	7.6	2	0	2	0	2	18	7.8	
MINNESOTA	2/26/12	*	24	3-5	600	0-0	.000	1-3	.333	5	3	8	7.6	3	0	0	0	0	7	7.7	
vs Minnesota	3/2/12	*	34	4-7	571	0-0	.000	2-2	1.000	4	4	8	7.6	2	0	0	0	3	10	7.9	
vs Purdue	3/3/12	*	37	4-8	500	0-0	.000	1-1	1.000	4	9	13	7.9	3	2	0	3	3	9	7.9	
Totals			21	645	58-138	420	0-0	.000	50-74	.676	70	95	165	7.9	44	19	24	7	16	166	7.9

Games played: 21
 Minutes/game: 26.0
 Points/game: 7.9
 FG Pct: 42.0
 FT Pct: 67.6

Rebounds/game: 7.9
 Assists/game: 0.9
 Turnovers/game: 1.1
 Assist/turnover ratio: 0.8
 Steals/game: 0.8
 Blocks/game: 0.3

NICKSON'S CAREER STATS

Year	GP-GS	MIN	FG-A	PCT	3FG-A	PCT	FT-A	PCT	REB	AVG	PF-O	A	TO	B	S	PTS	AVG
2008-09*	28-0	203	17-42	.405	0-0	.000	11-22	.500	21-36-57	2.0	25-0	7	14	1	7	45	1.6
2010-11	35-27	924	126-242	.521	0-0	.000	116-146	.795	113-121-234	6.7	80-1	21	60	3	38	368	10.5
2011-12	21-21	545	58-138	.420	0-0	.000	50-74	.676	70-95-165	7.9	44-0	19	24	7	16	166	7.9
Penn State	56-48	1469	184-380	.484	0-0	.000	166-220	.755	183-216-399	7.1	124-1	40	84	10	54	534	9.5
Total	84-48	1672	201-422	.476	0-0	.000	177-242	.731	204-252-456	5.4	149-1	47	98	11	61	579	6.9

* - at Boston College





#25 Gizelle Studevent

Jr. * G * 5-11 * La Jolla, Calif./The Bishop's School

2011-12 Highlights:

- ♦ Set personal season-bests in points (59), rebounds (38), steals (9) and assists (18).
- ♦ Tied her career high with 10 points on a 5-for-6 shooting night in the win over Indiana (2/2).
- ♦ Hit a pair of key jumpers en route to four points and three rebounds against Middle Tennessee (11/13).

2011-12 Season Notes:

- ♦ Registered four points and three rebounds in the win over Minnesota (2/26).
- ♦ Connected on a bucket in transition for her only score of the game in the win over #8/11 Ohio State (2/20).
- ♦ Chipped in two points, two rebounds and an assists in the win at Northwestern (2/12).
- ♦ Recorded five points, two rebounds and an assist at Michigan (1/26).
- ♦ Accounted for four points and three assists at Wisconsin (1/2).
- ♦ Dished out a career-high four assists with two points and three rebounds in the victory over Wagner (12/18).
- ♦ Celebrated her 21st birthday with eight points, three rebounds and an assist in 19 minutes of action in the win over UMES (12/11).
- ♦ Tallied two points and two steals in the win over Virginia Tech (12/6).
- ♦ Nabbed a steal at Texas Tech (12/3).
- ♦ Connected on three of her four shots from the field on the way to six points, three rebounds and a career-high three assists at Nevada (11/26).
- ♦ Was 2-for-3 from the field and finished with four points at Delaware (11/17).
- ♦ Notched two points and a rebound against Washington State (11/11).
- ♦ Had four points and two rebounds in the exhibition win over Bloomsburg (11/5).

CAREER HIGHS

Points 10 vs. Indiana (2/2/12)
..... 10 at Oakland (11/18/10)	
Rebs. 3 (9x) last vs. Minnesota (2/26/12)	
Assists 4 vs. Wagner (12/18/11)	
Steals 2 vs. Virginia Tech (12/6/11)	
..... 2 vs. Rider (11/14/10)	
Blocks ... 1 (2x) last vs. Minnesota (2/11/10)	
Minutes 20 (2x) last vs. Hofstra (3/18/10)	
FGM 5 vs. Indiana (2/2/12)	
FGA 8 vs. Monmouth (12/9/09)	
FG% 1.000 (3x)	
..... last at Ohio State (1-1) (2/17/11)	
3FGM 1 (4x) last vs. Minnesota (1/13/11)	
3FGA 3 vs. Monmouth (12/9/09)	
3PT% 1.000 (4x)	
..... last vs. Minnesota (1-1) (1/13/11)	
FTM 3 vs. Maine (12/12/10)	
..... 3 at Oakland (11/18/10)	
FTA 4 vs. Maine (12/12/10)	
..... 4 at Oakland (11/18/10)	
FT% 1.000 (6x)	
..... last vs. Minnesota (2-2) (2/26/12)	
Career Double-Doubles n/a	

Game-by-Game

Opponent	Date	gs	min	Total		3-Pointers		Free throws		Rebounds				pf	a	t/o	blk	stl	pts	avg
				fg-fga	pct	3fg-3fga	pct	ft-fra	pct	off	def	tot	avg							
WASHINGTON STATE	11/11/11	6	1-2	500	0-0	.000	0-0	.000	1	0	1	1	0	0	1	0	0	0	2	2.0
MIDDLE TENNESSEE	11/13/11	11	2-5	400	0-0	.000	0-0	.000	0	3	3	2	0	0	1	0	0	0	4	3.0
at Delaware	11/17/11	14	2-3	667	0-0	.000	0-0	.000	0	1	1	1	0	0	0	0	0	0	4	3.3
at South Carolina	11/20/11	5	0-0	000	0-0	.000	0-0	.000	0	1	1	1	5	0	1	2	0	1	0	2.5
vs Iowa State	11/25/11	12	0-2	000	0-0	.000	0-0	.000	0	0	0	1	2	0	0	1	0	0	0	2.0
at Nevada	11/26/11	22	3-4	750	0-0	.000	0-0	.000	1	2	3	1	5	0	3	0	0	0	6	2.7
NORTH CAROLINA	11/30/11	6	0-0	000	0-0	.000	0-0	.000	0	0	0	1	3	0	0	1	0	1	0	2.3
at Texas Tech	12/3/11	8	0-1	000	0-0	.000	0-0	.000	0	0	0	1	1	0	0	0	0	1	0	2.0
VIRGINIA TECH	12/6/11	16	1-2	500	0-0	.000	0-0	.000	0	0	0	1	0	2	0	0	0	2	2	2.0
UMES	12/11/11	19	3-7	429	0-0	.000	2-2	1.000	2	1	3	1	2	1	1	0	0	0	8	2.6
WAGNER	12/18/11	16	1-3	333	0-0	.000	0-0	.000	0	3	3	1	4	1	4	1	0	1	2	2.5
at BUCKNELL	12/21/11	15	1-3	333	0-1	.000	0-0	.000	1	2	3	1	5	0	0	0	0	1	2	2.5
NEBRASKA	12/30/11	8	0-2	000	0-0	.000	0-0	.000	0	0	0	1	4	0	0	0	0	0	0	2.3
at Wisconsin	1/2/12	12	2-5	400	0-0	.000	0-0	.000	0	1	1	1	4	0	3	0	0	1	4	2.4
MICHIGAN STATE	1/7/12	3	0-0	000	0-0	.000	0-0	.000	2	0	2	1	4	0	0	0	0	0	0	2.3
MICHIGAN	1/12/12	13	0-2	000	0-0	.000	0-0	.000	1	1	2	1	4	2	0	0	0	0	0	2.1
at Nebraska	01/15/12	4	0-0	000	0-0	.000	0-0	.000	0	1	1	1	4	0	0	1	0	0	0	2.0
at Illinois	1/19/12	4	0-0	000	0-0	.000	0-0	.000	0	1	1	1	4	1	0	0	0	0	0	1.9
IOWA	1/22/12	6	1-4	250	0-0	.000	0-0	.000	1	1	2	1	4	1	1	0	0	0	2	1.9
at Michigan	01/26/12	19	2-5	400	0-0	.000	1-2	500	1	1	2	1	5	2	1	0	0	1	5	2.1
at Michigan State	01/29/12	3	0-0	000	0-0	.000	0-0	.000	0	0	0	1	4	0	1	0	0	0	0	2.0
INDIANA	2/2/12	19	5-6	833	0-0	.000	0-0	.000	1	1	2	1	4	0	1	0	0	0	10	2.3
at Minnesota	02/05/12	4	0-0	000	0-0	.000	0-0	.000	0	0	0	1	3	0	1	0	0	0	0	2.2
WISCONSIN	2/9/12	8	0-1	000	0-0	.000	0-0	.000	0	0	0	1	3	2	0	2	0	0	0	2.1
at Northwestern	02/12/12	7	0-1	000	0-1	.000	2-2	1.000	0	2	2	1	3	0	1	0	0	0	2	2.1
at Purdue	02/16/12	0	0-0	000	0-0	.000	0-0	.000	0	0	0	1	3	0	0	0	0	0	0	2.0
OHIO STATE	2/20/12	13	1-2	500	0-0	.000	0-0	.000	0	1	1	1	3	0	0	0	0	0	2	2.0
MINNESOTA	2/26/12	25	1-3	333	0-1	.000	2-2	1.000	0	3	3	1	3	2	0	2	0	0	4	2.1
vs Minnesota	3/2/12	2	0-0	000	0-0	.000	0-0	.000	0	1	1	1	3	0	1	0	0	0	0	2.0
vs Purdue	3/3/12	4	0-1	000	0-1	.000	0-0	.000	0	0	0	1	3	0	0	0	0	0	0	2.0
Totals		0	304	26-64	406	0-4	.000	7-8	.875	11	27	38	13	19	18	14	0	9	59	2.0

Games played: 30
 Minutes/game: 10.1
 Points/game: 2.0
 FG Pct: 40.6
 3FG Pct: 0.0
 FT Pct: 87.5

Rebounds/game: 1.3
 Assists/game: 0.6
 Turnovers/game: 0.5
 Assist/turnover ratio: 1.3
 Steals/game: 0.3

STUDEVENT'S CAREER STATS

Year	GP-GS	MIN	FG-A	PCT	3FG-A	PCT	FT-A	PCT	REB	AVG	PF-O	A	TO	B	S	PTS	AVG
2009-10	25-0	197	16-51	.314	2-11	.182	6-10	.600	1-14-15	0.6	8-0	4	15	2	5	40	1.6
2010-11	24-0	174	12-37	.324	2-3	.667	10-16	.625	6-17-23	1.0	5-0	5	20	0	4	36	1.5
2011-12	30-0	304	26-64	.406	0-4	.000	7-8	.875	11-27-38	1.3	19-0	18	14	0	9	59	2.0
TOTAL	79-0	675	54-152	.355	4-18	.222	23-34	.676	18-58-76	1.0	32-0	27	49	2	18	135	1.7





#33 Maggie Lucas

So. * G * 5-10 * Narberth, Pa./Germantown Academy

2011-12 Highlights:

- Selected to All-Big Ten first team, becoming the 12th Lady Lion to earn first team honors.
- Naismith Trophy midseason watch list.
- Big Ten Player of the Week (Feb. 21).
- Has made her last 21 attempts from the free throw line, the third-longest streak of her career (personal best is 23, set earlier this season).

- 4th on Penn State's career three-pointers list (184).
- 5th on PSU's single-season three-pointers chart (72).
- 29th on PSU's career scoring list (1,126).
- 10th on PSU's season scoring list (574).
- 3rd on sophomore season scoring chart (574).
- Sixteen 20-point games.
- Is the third sophomore in Penn State history to reach 1,000 points and the 34th player overall.
- Named to the Nugget Classic All-Tournament team after averaging 22.0 points, 6.5 rebounds and 3.0 assists in two wins.
- Selected as Lady Lion Classic MVP after averaging 18.0 points, 5.5 rebounds, 3.5 assists and 1.0 steals in a pair of wins.

2011-12 Season Notes:

- Accounted for 24 points, seven rebounds, two assists and a steal in the Big Ten quarterfinals against Minnesota (3/2).
- Tallied 24 points to go along with a career-high eight assists and two steals in the home finale against Minnesota (2/26).
- Posted her first career double-double with 12 points and a personal-best 10 rebounds in the win over #8/11 Ohio State (2/20).
- Scored 20 of her game-high 28 points in the second half in the win at #17/19 Purdue (2/16).
- Was 5-for-7 from three-point range against the Boilers.
- Just missed her first career double-double with 11 points, nine rebounds and seven assists in the win at Northwestern (2/12).
- Was 7-for-11 from the field en route to 16 points in the win over Wisconsin (2/9).
- Became the third sophomore in school history and the 34th player overall to reach 1,000 points with a three-pointer in the second half at Minnesota (2/5).
- Reached 1,000-point milestone in 58 games, which is 11th-fastest in Big Ten history.
- Recorded 24 points with two rebounds, two assists, two steals and tied a career high with two blocks in the win over Indiana (2/2).
- Turned in a 21-point, three-rebound performance at Michigan State (1/30).
- Drained 10-of-13 shots en route to 23 points with eight rebounds and four assists in the win at Michigan (1/26).
- Connected on all 10 of her shots from the free throw line en route to 19 points, two rebounds and a steal at Iowa (1/19).
- Tallied 24 points, including a 4-for-6 effort from three-point range, six rebounds and a steal in the win at #15/23 Nebraska (1/15).
- Was 6-for-12 from the field en route to 22 points, five assists and three steals in the win over Michigan (1/12).
- Scored a career-high 33 points via a BJC record seven three-pointers with five rebounds and three assists against Michigan State (1/7).
- Dropped in 22 points on 7-of-10 shooting to go along with five rebounds, three assists and a steal in a road win over Bucknell (12/21).
- Posted third-straight 20-point game with 23 tallies that included an 8-for-8 day at the free throw line in the win over Wagner (12/18).
- Reached the 20-point mark for the fourth time in five games with 20 tallies and five rebounds in the win over UMES (12/11).
- Had a game-high 20 points on 8-of-16 shooting to go along with eight rebounds and a pair of assists in the win over Virginia Tech (12/6).
- Posted 21 points in 22 minutes, including five three-pointers, in the win over #14/13 North Carolina (11/30).
- Tallied 26 points to go along with seven rebounds and a career-high five assists in the Nugget Classic title game against Nevada (11/26).
- Accounted for a game-high 18 points, including six of Penn State's final nine points, with six rebounds and two steals in the win over Iowa State (11/25).
- Tied for team scoring honors with 22 points, including an 11-for-13 effort from the free throw line, in the season-opening win over Washington State (11/11).

CAREER HIGHS

Points	33 vs. Michigan State (1/7/12)
Rebs.	10 vs. Ohio State (2/20/12)
Assists	8 vs. Minnesota (2/26/12)
Steals	4 (4x)
	last at Northwestern (2/12/12)
Blocks	2 vs. Indiana (2/2/12)
	2 vs. Purdue (2/24/11)
Minutes	40 vs. Purdue (3/3/12)
	40 at Michigan State (1/29/12)
FGM	10 vs. Michigan State (1/7/12)
FGA	21 vs. Michigan State (1/7/12)
FG%	.714 (5-7) at Northwestern (1/6/11)
3FGM	7 vs. Michigan State (1/7/12)
	7 vs. Hartford (11/27/10)
3FGA	16 at Boston College (12/2/10)
3PT %	1.000 (4-4) at Bucknell (12/21/11)
FTM	11 vs. Washington State (11/11/11)
FTA	13 vs. Washington State (11/11/11)
FT %	1.000 (3x)
	last vs. Purdue (3-3) (3/3/12)
Career Double-Doubles	1

Game-by-Game

Opponent	Date	gs	min	Total	3-Pointers	Free throws	Rebounds														
				fg-fga	pct	3fg-fga	pct	ft-fra	pct	off	def	tot	avg	pf	a	to	blk	stl	pts	avg	
WASHINGTON STATE	11/11/11	*	38	4-10	.400	3-7	.429	11-13	.846	2	7	9	9.0	1	2	3	1	0	22	22.0	
MIDDLE TENNESSEE	11/13/11	*	35	4-12	.333	3-9	.333	3-4	.750	1	1	2	5.5	2	5	3	0	2	14	18.0	
at Delaware	11/17/11	*	39	4-17	.235	3-11	.273	1-2	.500	1	2	3	4.7	2	2	2	0	1	12	16.0	
at South Carolina	11/20/11	*	38	7-13	.538	0-4	.000	4-4	1.000	0	2	2	4.0	2	2	2	0	1	18	16.5	
vs Iowa State	11/25/11	*	35	5-15	.333	1-5	.200	7-10	.700	2	4	6	4.4	4	1	4	0	2	18	16.8	
at Nevada	11/26/11	*	35	9-16	.563	2-4	.500	6-7	.857	1	6	7	4.8	3	5	4	1	0	26	18.3	
NORTH CAROLINA	11/30/11	*	22	6-12	.500	5-9	.556	4-4	1.000	0	2	2	4.4	4	1	0	0	0	21	18.7	
at Texas Tech	12/3/11	*	33	5-13	.385	1-5	.200	4-4	1.000	0	1	1	4.0	1	2	3	0	3	15	18.3	
VIRGINIA TECH	12/6/11	*	35	8-16	.500	2-5	.400	2-4	.500	1	7	8	4.4	0	2	2	0	1	20	18.4	
UMES	12/11/11	*	35	6-14	.429	3-7	.429	5-6	.833	1	4	5	4.5	1	1	4	0	3	20	18.6	
WAGNER	12/18/11	*	29	6-12	.500	3-6	.500	8-8	1.000	1	3	4	4.5	1	1	1	0	1	23	19.0	
at BUCKNELL	12/21/11	*	32	7-10	.700	4-4	1.000	4-4	1.000	0	5	5	4.5	2	3	2	0	1	22	19.3	
NEBRASKA	12/30/11	*	36	7-22	.318	1-7	.143	3-3	1.000	5	2	7	4.7	3	2	2	0	0	18	19.2	
at Wisconsin	1/2/12	*	31	6-13	.462	2-6	.333	4-4	1.000	1	3	4	4.6	1	7	4	0	1	18	19.1	
MICHIGAN STATE	1/7/12	*	38	10-21	.476	7-13	.538	6-8	.750	2	3	5	4.7	1	3	4	0	1	33	20.0	
MICHIGAN	1/12/12	*	37	8-15	.533	3-6	.500	3-4	.750	0	3	3	4.6	1	5	5	1	3	22	20.1	
at Nebraska	01/15/12	*	34	7-15	.467	4-6	.667	6-6	1.000	0	6	6	4.6	2	1	1	0	1	24	20.4	
at Illinois	01/19/12	*	37	4-10	.400	1-3	.333	10-10	1.000	1	1	2	4.5	1	0	5	0	1	19	20.3	
IOWA	1/22/12	*	36	1-6	.167	0-1	.000	5-6	.833	0	5	5	4.5	2	3	4	0	1	7	19.6	
at Michigan	01/26/12	*	33	10-13	.769	2-4	.500	1-1	1.000	0	8	8	4.7	1	4	3	0	2	23	19.8	
at Michigan State	01/29/12	*	40	9-15	.600	2-6	.333	1-1	1.000	0	3	3	4.6	1	2	1	0	0	21	19.8	
INDIANA	2/2/12	*	29	8-18	.444	4-7	.571	4-4	1.000	0	2	2	4.5	0	2	1	2	2	24	20.0	
at Minnesota	02/05/12	*	36	4-13	.308	2-4	.500	0-0	.000	0	2	2	4.4	1	4	1	0	1	10	19.6	
WISCONSIN	2/9/12	*	37	7-11	.636	2-3	.667	0-0	.000	0	4	4	4.4	2	1	3	0	1	16	19.4	
at Northwestern	02/12/12	*	36	3-15	.200	1-4	.250	4-4	1.000	0	9	9	4.6	2	7	3	0	4	11	19.1	
at Purdue	02/16/12	*	37	10-18	.556	5-7	.714	3-4	.750	1	1	2	4.5	1	1	1	0	0	28	19.4	
OHIO STATE	2/20/12	*	37	2-15	.133	1-2	.500	7-8	.875	5	5	10	4.7	2	1	4	0	3	12	19.1	
MINNESOTA	2/26/12	*	38	8-18	.444	2-8	.250	6-6	1.000	1	4	5	4.7	0	8	3	0	2	24	19.3	
vs Minnesota	3/2/12	*	39	6-16	.375	3-7	.429	9-9	1.000	0	7	7	4.8	3	2	3	0	1	24	19.5	
vs Purdue	3/3/12	*	40	3-11	.273	0-5	.000	3-3	1.000	1	2	3	4.7	2	5	1	0	3	9	19.1	
Totals			30	1057	184-425	.433	72-175	.411	134-151	.887	27	114	141	4.7	49	85	79	5	42	574	19.1

Games played: 30
 Minutes/game: 35.2
 Points/game: 19.1
 FG Pct: 43.3
 3FG Pct: 41.1
 FT Pct: 88.7

Rebounds/game: 4.7
 Assists/game: 2.8
 Turnovers/game: 2.6
 Assist/turnover ratio: 1.1
 Steals/game: 1.4
 Blocks/game: 0.2

LUCAS' CAREER STATS

Year	GP-GS	MIN	FG-A	PCT	3FG-A	PCT	FT-A	PCT	REB	AVG	PF-O	A	TO	B	S	PTS	AVG
2010-11	35-1	991	180-424	.425	112-263	.426	80-92	.870	15-93-108	3.1	46-1	56	63	7	57	552	15.8
2011-12	30-30	1057	184-425	.433	72-175	.411	134-151	.887	27-114-141	4.7	49-0	85	79	5	42	574	19.1
TOTAL	65-31	2048	364-849	.429	184-438	.420	214-243	.881	42-207-249	3.8	95-1	141	142	12	99	1126	17.3

www.GoPSUsports.com/maggielucas





#40 Marisa Wolfe

Jr. * F * 6-2 * Ford City, Pa./Ford City

2011-12 Season Notes:

- ♦ Missed 10 games in two stints with concussion-like symptoms.
- ♦ Notched eight points and six rebounds in 17 minutes of action off of the bench in the win over Iowa (1/22).
- ♦ Chipped in six points and five rebounds in 20 minutes of relief at Illinois (1/19).
- ♦ Was a spark off the bench for the Lady Lions with four points, three rebounds and a steal in nine minutes at Nebraska (1/15).
- ♦ Contributed four points, two rebounds and a blocked shot against Michigan State (1/7).
- ♦ Had four points and two rebounds at Wisconsin (1/2).
- ♦ Was 3-for-5 from the field and 3-for-3 from the free throw line to finish with nine points at Bucknell (12/21).
- ♦ Registered nine points on 4-of-6 shooting to compliment seven rebounds, one block and two steals in the win over Wagner (12/18).
- ♦ Had two points and three rebounds in the win over Virginia Tech (12/6).
- ♦ Drained her fourth career three-pointer and finished the game with seven points, two rebounds and a personal-best three steals versus #14/13 North Carolina (11/30).
- ♦ Notched four points with a pair of rebounds and an assist in the win at Nevada (11/26).
- ♦ Scored four points to go along with two offensive rebounds and a pair of steals in the win over Iowa State (11/25).
- ♦ Was 2-for-3 from the field and finished with four points in her first game of the season at South Carolina (11/20).
- ♦ Missed the first three games of the season due to concussion-like symptoms.

CAREER HIGHS

Points 13 vs. Michigan (2/18/10)
 Rebs. 7 vs. Wagner (12/18/11)
 7 vs. Green Bay (11/26/10)
 Assists 1 (14x)
 last vs. Iowa (1/22/11)
 Steals 3 vs. North Carolina (11/30/11)
 3 at Northwestern (1/3/10)
 Blocks 2 (4x)
 last at Northwestern (1/6/11)
 Minutes 30 vs. Green Bay (11/26/10)
 FGM 5 vs. Michigan (2/18/10)
 5 at Northwestern (1/3/10)
 FGA 8 vs. North Carolina (11/30/11)
 FG% 1.000 (9x)
 last at Michigan (1-1) (1/26/12)
 3FGM 2 vs. Illinois (1/24/10)
 3FGA 3 vs. Illinois (1/24/10)
 3PT%667 (2-3) vs. Illinois (1/24/10)
 FTM 4 vs. South Carolina (11/21/10)
 FTA 4 (3x)
 last vs. Green Bay (11/26/10)
 FT% 1.000 (17x)
 last vs. Iowa (2-2) (1/22/12)
 Career Double-Doubles n/a

Game-by-Game

Opponent	Date	gs	min	Total		3-Pointers		Free throws		Rebounds			pf	a	t/o	blk	stl	pts	avg	
				fg-fga	pct	3fg-fga	pct	ft-fa	pct	off	def	tot								avg
at South Carolina	11/20/11	7	2-3	667	0-0	.000	0-0	.000	0	0	0	0	0	1	0	0	0	4	4.0	
vs Iowa State	11/25/11	18	2-5	400	0-1	.000	0-2	.000	2	0	2	1.0	2	1	0	0	2	4	4.0	
at Nevada	11/26/11	8	1-2	500	0-0	.000	2-2	1.000	0	2	2	1.3	3	1	2	0	0	4	4.0	
NORTH CAROLINA	11/30/11	19	3-8	375	1-2	.500	0-0	.000	1	1	2	1.5	4	0	0	0	3	7	4.8	
at Texas Tech	12/3/11	7	0-2	000	0-0	.000	0-0	.000	2	2	4	2.0	3	0	0	0	0	0	3.8	
VIRGINIA TECH	12/6/11	12	1-1	1000	0-0	.000	0-0	.000	1	2	3	2.2	0	1	2	0	0	2	3.5	
UMES	12/11/11	13	1-4	250	0-0	.000	1-2	.500	0	3	3	2.3	3	1	1	2	0	3	3.4	
WAGNER	12/18/11	22	4-6	667	0-0	.000	1-1	1.000	3	4	7	2.9	1	1	0	1	2	9	4.1	
at BUCKNELL	12/21/11	18	3-5	600	0-0	.000	3-3	1.000	0	3	3	2.9	3	0	2	1	2	9	4.7	
NEBRASKA	12/30/11	5	0-0	000	0-0	.000	0-0	.000	0	0	0	2.6	1	1	1	0	0	0	4.2	
at Wisconsin	1/2/12	9	1-3	333	0-0	.000	2-2	1.000	0	2	2	2.5	1	0	1	0	0	4	4.2	
MICHIGAN STATE	1/7/12	10	2-3	667	0-1	.000	0-0	.000	1	1	2	2.5	0	0	1	1	0	4	4.2	
MICHIGAN	1/12/12	11	1-2	500	0-0	.000	1-2	.500	1	2	3	2.5	2	0	0	0	0	3	4.1	
at Nebraska	01/15/12	9	2-3	667	0-0	.000	0-0	.000	0	3	3	2.6	2	0	0	0	1	4	4.1	
at Illinois	1/19/12	20	2-4	500	0-0	.000	2-2	1.000	1	4	5	2.7	2	0	0	0	0	6	4.2	
IOWA	1/22/12	17	3-6	500	0-0	.000	2-2	1.000	1	5	6	2.9	2	1	1	0	0	8	4.4	
at Michigan	01/26/12	17	1-1	1000	0-0	.000	1-2	.500	0	2	2	2.9	2	1	4	0	0	3	4.4	
at Michigan State	01/29/12	8	0-1	000	0-0	.000	0-0	.000	0	0	0	2.7	1	0	0	0	0	0	4.1	
vs Minnesota	3/2/12	5	0-0	000	0-0	.000	0-0	.000	0	0	0	2.6	1	0	1	0	0	0	3.9	
vs Purdue	3/3/12	2	1-2	500	0-0	.000	0-1	.000	3	0	3	2.6	0	0	0	0	0	2	3.8	
Totals		0	237	30-61	.492	1-4	.250	15-21	.714	16	36	52	2.6	34	8	16	5	10	76	3.8

Games played: 20
 Minutes/game: 11.9
 Points/game: 3.8
 FG Pct: .492
 3FG Pct: .250
 FT Pct: .714
 Rebounds/game: 2.6
 Assists/game: 0.4
 Turnovers/game: 0.8
 Assist/turnover ratio: 0.5
 Steals/game: 0.5
 Blocks/game: 0.3

WOLFE'S CAREER STATS

Year	GP-GS	MIN	FG-A	PCT	3FG-A	PCT	FT-A	PCT	REB	AVG	PF-O	A	TO	B	S	PTS	AVG
2009-10	30-0	347	33-62	.532	2-3	.667	13-18	.722	24-57-81	2.7	37-0	3	17	11	14	81	2.7
2010-11	31-8	358	32-79	.405	1-6	.167	17-20	.850	20-54-74	2.4	52-3	8	38	5	12	82	2.6
2011-12	20-0	237	30-61	.492	1-4	.250	15-21	.714	16-36-52	2.6	34-0	8	16	5	10	76	3.8
TOTAL	81-8	942	95-202	.470	4-13	.308	45-59	.763	60-147-207	2.6	123-3	19	71	21	36	239	3.0





#44 Tori Waldner

Fr. * F/C * 6-5 * Milton, Ga./Milton

2011-12 Season Notes:

- Chipped in two points, four rebounds and a steal in the home finale against Minnesota (2/26).
- Equaled her career high with six points via a 3-for-5 shooting day with two blocks in the win at Minnesota (2/5).
- Had a solid all-around performance with two points, five rebounds and a career-high four assists in the win over Indiana (2/2).
- Was 2-for-3 from the field and 2-for-2 from the free throw line en route to tying her career high with six points at Michigan State (1/30).
- Contributed five points and four rebounds off of the bench at Illinois (1/19).
- Tied her career high with six points and two assists at Wisconsin (1/2).
- Snared a career-best 10 rebounds to go along with five points, two assists and a pair of blocks in the win over Wagner (12/18).
- Pulled in nine rebounds and made both of her shots from the field en route to four points in the win over UMES (12/11).
- Had five rebounds versus Virginia Tech (12/6).
- Accounted for five points, three rebounds, an assist and a blocked shot at #19/25 Texas Tech (12/3).
- Was 3-for-4 from the field and finished with a career-high six points with two rebounds and two blocked shots in the win over #14/13 North Carolina (11/30).
- Scored her first collegiate points on a 15-footer in the first half en route to five points and a blocked shot in the Nugget Classic win over Iowa State (11/25).
- Saw her first action of the season at Delaware (11/17) and pulled in a pair of rebounds in eight minutes on the court.
- Had three points and a rebound in four minutes of action in the exhibition win over Bloomsburg (11/5).

CAREER HIGHS

Points..... 6 (4x)
 last at Minnesota (2/5/12)
 Rebs..... 10 vs. Wagner (12/18/11)
 Assists..... 4 vs. Indiana (2/2/12)
 Steals..... 2 at Nevada (11/26/11)
 Blocks..... 3 vs. Wagner (12/18/11)
 Minutes..... 21 vs. UMES (12/11/11)
 FGM..... 3 (3x) last at Minnesota (2/5/12)
 FGA..... 5 at Minnesota (2/5/12)
 5 at Texas Tech (12/3/11)
 FG%..... 1.000 (4x)
 last at Purdue (1-1) (2/16/12)
 3FGM..... n/a
 3FGA..... n/a
 3PT %..... n/a
 FTM..... 3 vs. Wagner (12/18/11)
 FTA..... 4 vs. Wagner (12/18/11)
 FT %..... 1.000 (2-2) vs. Indiana (2/2/12)
 1,000 (2-2) at Michigan St. (1/29/12)
 Career Double-Doubles n/a

Game-by-Game

Opponent	Date	gs	min	Total		3-Pointers		Free throws		Rebounds			pf	a	t/o	blk	stl	pts	avg	
				fg	fga	pct	3fg	3fga	pct	ft	fta	pct								off
at Delaware	11/17/11	8	0-1	.000	0-0	.000	0-0	.000	0	2	2	2.0	2	0	0	0	0	0.0		
at South Carolina	11/20/11	1	0-0	.000	0-0	.000	0-0	.000	0	0	0	1.0	0	1	0	0	0	0.0		
vs Iowa State	11/25/11	8	2-2	1.000	0-0	.000	1-2	.500	0	1	1	1.0	3	0	1	1	0	1.7		
at Nevada	11/26/11	12	0-2	.000	0-0	.000	0-0	.000	1	2	3	1.5	3	1	2	0	2	1.3		
NORTH CAROLINA	11/30/11	17	3-4	.750	0-0	.000	0-0	.000	0	2	2	1.6	1	0	0	0	5	2.2		
at Texas Tech	12/3/11	12	2-5	.400	0-0	.000	1-2	.500	1	2	3	1.8	4	1	1	1	0	2.7		
VIRGINIA TECH	12/6/11	11	1-2	.500	0-0	.000	0-0	.000	1	4	5	2.3	0	1	3	0	1	2.6		
UMES	12/11/11	21	2-2	1.000	0-0	.000	0-2	.000	1	8	9	3.1	3	0	1	2	0	4.2		
WAGNER	12/18/11	17	1-3	.333	0-0	.000	3-4	.750	3	7	10	3.9	3	2	2	3	0	5.3		
at BUCKNELL	12/21/11	13	1-3	.333	0-0	.000	0-0	.000	0	3	3	3.8	1	1	3	1	1	2	2.9	
NEBRASKA	12/30/11	7	0-2	.000	0-0	.000	0-0	.000	0	0	0	3.5	1	0	0	0	2	0	2.6	
at Wisconsin	1/2/12	12	3-4	.750	0-0	.000	0-0	.000	0	2	2	3.3	2	2	2	0	1	6	2.9	
MICHIGAN STATE	1/7/12	6	0-1	.000	0-0	.000	0-0	.000	1	0	1	3.2	0	0	0	1	1	0	2.7	
MICHIGAN	1/12/12	1	0-0	.000	0-0	.000	0-0	.000	0	0	0	2.9	1	0	0	0	0	0	2.5	
at Nebraska	01/15/12	4	0-0	.000	0-0	.000	0-0	.000	0	0	0	2.7	0	0	0	0	0	0	2.3	
at Illinois	1/19/12	11	2-5	.400	0-0	.000	1-2	.500	2	2	4	2.8	2	0	0	0	0	5	2.5	
IOWA	1/22/12	2	0-0	.000	0-0	.000	1-2	.500	0	0	0	2.6	1	0	0	0	1	1	2.4	
at Michigan	01/26/12	7	0-0	.000	0-0	.000	1-2	.500	0	1	1	2.6	3	0	1	0	0	1	2.3	
at Michigan State	01/29/12	8	2-3	.667	0-0	.000	2-2	1.000	0	2	2	2.5	1	1	0	2	1	6	2.5	
INDIANA	2/2/12	15	0-3	.000	0-0	.000	2-2	1.000	2	3	5	2.7	4	4	1	1	1	2	2.5	
at Minnesota	02/05/12	16	3-5	.600	0-0	.000	0-0	.000	1	0	1	2.6	2	0	0	2	0	6	2.7	
WISCONSIN	2/9/12	8	0-3	.000	0-0	.000	0-0	.000	0	4	4	2.6	1	0	2	0	0	0	2.5	
at Northwestern	02/12/12	8	1-1	1.000	0-0	.000	0-0	.000	0	0	0	2.5	3	0	0	1	0	0	2.5	
at Purdue	02/16/12	11	1-1	1.000	0-0	.000	1-2	.500	0	1	1	2.5	1	1	0	1	1	3	2.5	
OHIO STATE	2/20/12	4	0-0	.000	0-0	.000	0-0	.000	0	2	2	2.4	1	0	1	0	0	0	2.4	
MINNESOTA	2/26/12	15	1-2	.500	0-0	.000	0-1	.000	0	4	4	2.5	3	1	1	0	1	2	2.4	
vs Minnesota	3/2/12	3	0-0	.000	0-0	.000	0-0	.000	0	1	1	2.4	1	0	1	0	1	0	2.3	
vs Purdue	3/3/12	2	0-0	.000	0-0	.000	0-0	.000	0	0	0	2.4	1	0	0	0	0	0	2.3	
Totals		0	260	25-54	.463	0-0	.000	13-23	.565	13	53	66	2.4	48	15	23	18	15	63	2.3


Games played: 28
 Minutes/game: 9.3
 Points/game: 2.3
 FG Pct: 46.3
 FT Pct: 56.5

Rebounds/game: 2.4
 Assists/game: 0.5
 Turnovers/game: 0.8
 Assist/turnover ratio: 0.7
 Steals/game: 0.5
 Blocks/game: 0.6

WALDNER'S CAREER STATS

Year	GP-GS	MIN	FG-A	PCT	3FG-A	PCT	FT-A	PCT	REB	AVG	PF-O	A	TO	B	S	PTS	AVG
2011-12	28-0	260	25-54	.463	0-0	.000	13-23	.565	13-53-66	2.4	48-0	15	23	18	15	63	2.3
TOTAL	28-0	260	25-54	.463	0-0	.000	13-23	.565	13-53-66	2.4	48-0	15	23	18	15	63	2.3





#54 Nikki Greene

Jr. * C * 6-4 * Diboll, Texas/Diboll

2011-12 Highlights:

- Surpassed the 300-point mark in a season for the first time in her career.
 - Third team All-Big Ten (media) selection and All-Big Ten Honorable Mention choice (coaches).
 - Tied for fifth on Penn State's career blocks list with 172 rejections.
 - 15th on Penn State's career rebounding list (704).
- Became the 27th member of the Lady Lions' 500-rebound club with seven caroms against Iowa State (11/25).

2011-12 Season Notes:

- Scored five points in an 11-second span in the final 30 seconds to tie the game at 66-66 in the Big Ten semifinals against Purdue (3/3).
- Tallied 12 points, three rebounds and two blocks against the Boilers.
- Surpassed the 800-point and 700-rebound mark with 11 points, all of which came in the second half, and eight boards against Minnesota in the Big Ten quarterfinals (3/2).
- Was 6-for-7 from the field en route to 12 points in 21 minutes of action in the win over Minnesota (2/26).
- Claimed her second double-double of the season with a career-high 25 points and 15 rebounds in the win over #8/11 Ohio State (2/20).
- Accounted for 10 points, six rebounds and a pair of blocks in the win at Northwestern (2/12).
- Recorded six points, nine rebounds and a season-best four blocks in the win at Minnesota (2/5).
- Notched a season-high 17 points via a 7-for-12 effort from the field to go along with six rebounds and two blocks in the win over Indiana (2/2).
- Posted her first double-double of the season with 13 points and 11 rebounds at Michigan (1/26). Was a perfect 4-for-4 from the field and 5-for-5 from the free throw line against the Wolverines.
- Snagged 13 rebounds to go with five points versus Iowa (1/22).
- Turned in another solid performance with 10 points, eight rebound and three blocked shots at Illinois (1/19).
- Surpassed the 600-rebound mark for her career with the effort against the Illini.
- Scored all 12 of her points in the second half to help the Lady Lions rally for the win at #15/23 Nebraska (1/15).
- Had a near double-double with nine points, nine rebounds, three steals and a career-best three assists against Michigan (1/12).
- Snared 11 rebounds with five points and three steals against Michigan State (1/7).
- Registered 14 points, seven rebounds and two blocks at Wisconsin (1/2).
- Pulled in a season-best 15 rebounds to go along with nine points, a career-high four steals and two blocks in the Big Ten opener versus Nebraska (12/30).
- Just missed out on a double-double with 11 points and nine rebounds at Bucknell (12/21).
- Was a perfect 6-for-6 from the field on the way to 13 points, four rebounds and three blocks in the win over UMEs (12/11).
- Tallied 14 points on 6-of-8 shooting with five rebounds, a block and three steals in the win over Virginia Tech (12/6).
- Playing in her home state of Texas for the first time, tallied 11 points, eight rebounds and a block at #19/25 Texas Tech (12/3).
- Accounted for 13 points, six rebounds and three blocked shots in the win over #14/13 North Carolina (11/30).
- Chipped in 11 points and seven rebounds in 16 minutes of action at Nevada (11/26).
- Narrowly missed a double-double with nine points, 10 rebounds and a blocked shot in the Lady Lion Classic Championship game win over Middle Tennessee (11/13).
- Snared a team-best 12 rebounds to go along with three points, two blocks and three steals against Washington State (11/11).

CAREER HIGHS

Points.....25 vs. Ohio State (2/20/12)
 Rebs.....20 vs. Indiana (1/23/11)
 Assists.....3 vs. Michigan (1/12/12)
 Steals...4 (3x) last vs. Nebraska (12/30/11)
 Blocks.....7 vs. Purdue (1/28/10)
 Minutes.....32 vs. Purdue (1/28/10)
 FGM.....9 vs. Utah (11/25/10)
9 at Dayton (11/12/10)
 FGA.....17 vs. Ohio State (2/20/12)
17 at Dayton (11/12/10)
 FG%.....1.000 (3x)
last at Michigan (4-4) (1/26/12)
 3FGM.....n/a
 3FGA.....n/a
 3PT%.....n/a
 FTM.....9 vs. Ohio State (2/20/12)
 FTA.....14 vs. Ohio State (2/20/12)
 FT%.....1.000 (13x)
last at Northwestern (4-4) (2/12/12)
 Career Double-Doubles9

Game-by-Game

Opponent	Date	gs	min	Total			3-Pointers			Free throws			Rebounds			pf	a	to	blk	stl	pts	avg
				fg	fga	pct	3fg	3fga	pct	ft	fta	pct	off	def	tot							
WASHINGTON STATE	11/11/11	*	22	0-5	.000	0-0	.000	3-4	.750	3	9	12	12.0	4	1	4	2	3	3	3	0	
MIDDLE TENNESSEE	11/13/11	*	19	4-9	.444	0-0	.000	1-3	.333	5	5	10	11.0	4	0	2	1	1	9	6	0	
at Delaware	11/17/11	*	13	2-4	.500	0-0	.000	2-2	1.000	3	1	4	8.7	4	0	3	0	0	6	6	0	
at South Carolina	11/20/11	*	19	2-4	.500	0-0	.000	1-2	.500	1	3	4	7.5	4	1	3	1	0	5	5	8	
vs Iowa State	11/25/11	*	15	2-8	.250	0-0	.000	3-3	1.000	3	4	7	7.4	3	0	0	1	0	7	6	0	
at Nevada	11/26/11	*	16	4-9	.444	0-0	.000	3-3	1.000	3	4	7	7.3	3	0	1	0	1	0	11	6.8	
NORTH CAROLINA	11/30/11	*	19	6-10	.600	0-0	.000	1-1	1.000	2	4	6	7.1	4	1	2	3	1	13	7.7		
at Texas Tech	12/3/11	*	20	2-4	.500	0-0	.000	7-8	.875	3	5	8	7.3	4	0	2	1	0	11	8.1		
VIRGINIA TECH	12/6/11	*	21	6-8	.750	0-0	.000	2-8	.250	1	4	5	7.0	2	1	2	1	3	14	8.8		
UMES	12/11/11	*	16	6-6	1.000	0-0	.000	1-3	.333	0	4	4	6.7	3	1	3	3	1	13	9.2		
WAGNER	12/18/11	*	15	2-7	.286	0-0	.000	5-8	.625	3	5	8	6.8	3	0	2	3	0	9	9.2		
at BUCKNELL	12/21/11	*	21	5-9	.556	0-0	.000	1-2	.500	3	6	9	7.0	1	1	1	0	1	11	9.3		
NEBRASKA	12/30/11	*	20	4-9	.444	0-0	.000	1-4	.250	7	8	15	7.6	3	0	0	2	4	9	9.3		
at Wisconsin	1/2/12	*	21	6-9	.667	0-0	.000	2-3	.667	1	6	7	7.6	2	0	0	2	1	14	9.6		
MICHIGAN STATE	1/7/12	*	27	1-3	.333	0-0	.000	3-6	.500	3	8	11	7.8	4	0	6	0	3	5	9.3		
MICHIGAN	1/12/12	*	23	4-5	.800	0-0	.000	1-2	.500	1	8	9	7.9	4	3	1	1	3	9	9.3		
at Nebraska	01/15/12	*	24	6-9	.667	0-0	.000	0-0	.000	2	6	8	7.9	4	0	0	1	0	12	9.5		
at Illinois	1/19/12	*	21	4-7	.571	0-0	.000	2-3	.667	2	6	8	7.9	5	0	2	3	1	10	9.5		
IOWA	1/22/12	*	29	2-10	.200	0-0	.000	1-2	.500	8	5	13	8.2	4	0	0	1	0	5	9.3		
at Michigan	01/26/12	*	18	4-4	1.000	0-0	.000	5-5	1.000	4	7	11	8.3	4	0	1	1	1	13	9.5		
at Michigan State	01/29/12	*	15	3-9	.333	0-0	.000	4-6	.667	3	2	5	8.1	5	0	1	0	1	10	9.5		
INDIANA	2/2/12	*	25	7-12	.583	0-0	.000	3-7	.429	1	5	6	8.0	4	1	4	2	2	17	9.8		
at Minnesota	02/05/12	*	16	2-8	.250	0-0	.000	2-2	1.000	4	5	9	8.1	4	0	2	4	0	6	9.7		
WISCONSIN	2/9/12	*	20	3-9	.333	0-0	.000	1-2	.500	3	7	10	8.2	4	2	1	0	2	7	9.5		
at Northwestern	02/12/12	*	23	3-5	.600	0-0	.000	4-4	1.000	2	4	6	8.1	4	1	0	2	0	10	9.6		
at Purdue	02/16/12	*	15	1-7	.143	0-0	.000	1-2	.500	3	5	8	8.1	4	0	1	1	1	3	9.3		
OHIO STATE	2/20/12	*	26	8-17	.471	0-0	.000	9-14	.643	8	7	15	8.3	3	0	4	2	1	25	9.9		
MINNESOTA	2/26/12	*	21	6-7	.857	0-0	.000	1	3	4	8.2	2	0	0	1	1	1	12	10.0			
vs Minnesota	3/2/12	*	29	4-12	.333	0-0	.000	3-4	.750	6	2	8	8.2	3	0	1	1	2	11	10.0		
vs Purdue	3/3/12	*	22	4-13	.308	0-0	.000	4-7	.571	1	2	3	8.0	3	0	2	2	1	12	10.1		
Totals			30	611	113-238	.475	0-0	.000	76-120	.633	90	150	240	8.0	105	13	51	42	34	302	10.1	

Games played: 30
 Minutes/game: 20.4
 Points/game: 10.1
 FG Pct: 47.5
 FT Pct: 63.3

Rebounds/game: 8.0
 Assists/game: 0.4
 Turnovers/game: 1.7
 Assist/turnover ratio: 0.3
 Steals/game: 1.1
 Blocks/game: 1.4

GREENE'S CAREER STATS

Year	GP-GS	MIN	FG-A	PCT	3FG-A	PCT	FT-A	PCT	REB	AVG	PF-O	A	TO	B	S	PTS	AVG
2009-10	31-31	637	86-196	.439	0-0	.000	46-86	.535	93-99-192	6.2	115-6	11	70	55	19	218	7.0
2010-11	35-35	792	124-287	.432	0-0	.000	50-103	.485	97-175-272	7.8	114-5	8	74	75	40	298	8.5
2011-12	30-30	611	113-238	.475	0-0	.000	76-120	.633	90-150-240	8.0	105-2	13	51	42	34	302	10.1
TOTAL	96-96	2040	323-721	.448	0-0	.000	172-309	.557	280-424-704	7.3	334-13	32	195	172	93	818	8.5



2011-12 Penn State Lady Lions
Penn State Combined Team Statistics (as of Mar 03, 2012)
All games

RECORD:	OVERALL	HOME	AWAY	NEUTRAL
ALL GAMES	24-6	12-2	10-3	2-1
CONFERENCE	13-3	6-2	7-1	0-0
NON-CONFERENCE	11-3	6-0	3-2	2-1

##	Player	gp-gs	min	avg	Total		3-Point		F-Throw		Rebounds			pf	dq	a	to	blk	stl	pts	avg			
					fg-fga	fg%	3fg-fga	3fg%	ft-fa	ft%	off	def	tot									avg		
33	Lucas, Maggie	30-30	1057	35.2	184-425	.433	72-175	.411	134-151	.887	27	114	141	4.7	49	0	85	79	5	42	574	19.1		
20	Bentley, Alex	30-30	1017	33.9	170-396	.429	18-57	.316	68-100	.680	15	69	84	2.8	70	2	144	103	6	92	426	14.2		
12	Gray, Zhaque	30-30	912	30.4	113-285	.396	44-123	.358	47-54	.870	21	66	87	2.9	66	0	53	46	1	25	317	10.6		
54	Greene, Nikki	30-30	611	20.4	113-238	.475	0-0	.000	76-120	.633	90	150	240	8.0	105	2	13	51	42	34	302	10.1		
24	Nickson, Mia	21-21	545	26.0	58-138	.420	0-0	.000	50-74	.676	70	95	165	7.9	44	0	19	24	7	16	166	7.9		
23	Edwards, Ariel	26-9	644	24.8	66-155	.426	6-24	.250	38-55	.691	39	77	116	4.5	55	1	31	42	5	21	176	6.8		
40	Wolfe, Marisa	20-0	237	11.9	30-61	.492	1-4	.250	15-21	.714	16	36	52	2.6	34	0	8	16	5	10	76	3.8		
05	East, Talia	30-0	413	13.8	45-99	.455	0-0	.000	15-31	.484	46	111	157	5.2	44	2	8	31	33	13	105	3.5		
44	Waldner, Tori	28-0	260	9.3	25-54	.463	0-0	.000	13-23	.565	13	53	66	2.4	48	0	15	23	18	15	63	2.3		
25	Studevent, Gizelle	30-0	304	10.1	26-64	.406	0-4	.000	7-8	.875	11	27	38	1.3	19	0	18	14	0	9	59	2.0		
Team											69	74	143											
Total.....		30	6000		830-1915	.433	141-387	.364	463-637	.727	417	872	1289	43.0	534	7	394	435	122	277	2264	75.5		
Opponents.....		30	6000		657-1873	.351	139-536	.259	374-545	.686	432	761	1193	39.8	539	12	355	518	94	202	1827	60.9		

TEAM STATISTICS	PSU	OPP	Date	Opponent	Score	Att.	
SCORING	2264	1827	11/11/11	WASHINGTON STATE	w 72-60	3807	
Points per game	75.5	60.9	11/13/11	MIDDLE TENNESSEE	w 65-49	3238	
Scoring margin	+14.6	-	11/17/11	at Delaware	L 71-80	3352	
FIELD GOALS-ATT	830-1915	657-1873	11/20/11	at South Carolina	w 55-50	2391	
Field goal pct	.433	.351	11/25/11	vs Iowa State	w 66-59	1089	
3 POINT FG-ATT	141-387	139-536	11/26/11	at Nevada	w 103-65	759	
3-point FG pct	.364	.259	11/30/11	NORTH CAROLINA	w 103-84	3963	
3-pt FG made per game	4.7	4.6	12-03-11	at TTU	L 66-70	8923	
FREE THROWS-ATT	463-637	374-545	12/6/11	VIRGINIA TECH	w 66-28	3236	
Free throw pct	.727	.686	12/11/11	UMES	w 76-51	3386	
F-Throws made per game	15.4	12.5	12/18/11	WAGNER	w 103-42	7202	
REBOUNDS	1289	1193	12/21/11	at BUCKNELL	w 78-54	1490	
Rebounds per game	43.0	39.8	* 12/30/11	NEBRASKA	L 63-71	5116	
Rebounding margin	+3.2	-	* 01/02/12	at Wisconsin	w 82-49	4171	
ASSISTS	394	355	* 1/7/12	MICHIGAN STATE	L 65-75	4906	
Assists per game	13.1	11.8	* 1/12/12	MICHIGAN	w 78-63	3567	
TURNOVERS	435	518	* 01/15/12	at Nebraska	w 93-73	7752	
Turnovers per game	14.5	17.3	* 1/19/12	at Illinois	w 71-65	654	
Turnover margin	+2.8	-	* 1/22/12	IOWA	w 68-52	4714	
Assist/turnover ratio	0.9	0.7	* 01/26/12	at Michigan	w 77-56	1072	
STEALS	277	202	* 01/29/12	at Michigan State	L 77-83	9634	
Steals per game	9.2	6.7	* 2/2/12	INDIANA	w 76-44	3536	
BLOCKS	122	94	* 02/05/12	at Minnesota	w 68-65	4324	
Blocks per game	4.1	3.1	* 2/9/12	WISCONSIN	w 69-54	3654	
ATTENDANCE	69383	56159	* 02/12/12	at Northwestern	w 77-63	1867	
Home games-Avg/Game	14-4956	13-4236	* 02/16/12	at Purdue	w 74-63	8681	
Neutral site-Avg/Game	-	3-363	* 2/20/12	OHIO STATE	w 84-66	5209	
Score by Periods	1st	2nd	Totals	* 2/26/12	MINNESOTA	w 74-51	13849
Penn State	1107	1157	2264	3/2/12	vs Minnesota	w 78-74	0
Opponents	911	916	1827	3/3/12	vs Purdue	L 66-68	0

* - Conference game

2011-12 Penn State Lady Lions
Penn State Category Leaders (as of Mar 03, 2012)
All games

Points	G	Pts	Pts/G
Lucas, Maggie	30	574	19.1
Bentley, Alex	30	426	14.2
Gray, Zhaque	30	317	10.6
Greene, Nikki	30	302	10.1
Edwards, Ariel	26	176	6.8
Nickson, Mia	21	166	7.9
East, Talia	30	105	3.5
Wolfe, Marisa	20	76	3.8
Waldner, Tori	28	63	2.3
Studevent, Gizelle	30	59	2.0

FG Percentage	FG	Att	Pct
Wolfe, Marisa	30	61	.492
Greene, Nikki	113	238	.475
Waldner, Tori	25	54	.463
East, Talia	45	99	.455
Lucas, Maggie	184	425	.433
Bentley, Alex	170	396	.429
Edwards, Ariel	66	155	.426
Nickson, Mia	58	138	.420
Studevent, Gizelle	26	64	.406
Gray, Zhaque	113	285	.396

3-Point Percentage	3FG	Att	Pct
Lucas, Maggie	72	175	.411
Gray, Zhaque	44	123	.358
Bentley, Alex	18	57	.316
Wolfe, Marisa	1	4	.250
Edwards, Ariel	6	24	.250
Studevent, Gizelle	0	4	.000

Free Throw Percent	FG	Att	Pct
Lucas, Maggie	134	151	.887
Studevent, Gizelle	7	8	.875
Gray, Zhaque	47	54	.870
Wolfe, Marisa	15	21	.714
Edwards, Ariel	38	55	.691
Bentley, Alex	68	100	.680
Nickson, Mia	50	74	.676
Greene, Nikki	76	120	.633
Waldner, Tori	13	23	.565
East, Talia	15	31	.484

Scoring Average	G	Pts	Avg/G
Lucas, Maggie	30	574	19.1
Bentley, Alex	30	426	14.2
Gray, Zhaque	30	317	10.6
Greene, Nikki	30	302	10.1
Nickson, Mia	21	166	7.9
Edwards, Ariel	26	176	6.8
Wolfe, Marisa	20	76	3.8
East, Talia	30	105	3.5
Waldner, Tori	28	63	2.3
Studevent, Gizelle	30	59	2.0

Field Goal Attempts	G	Att	Att/G
Lucas, Maggie	30	425	14.2
Bentley, Alex	30	396	13.2
Gray, Zhaque	30	285	9.5
Greene, Nikki	30	238	7.9
Edwards, Ariel	26	155	6.0

Field Goals Made	G	Made	Made/G
Lucas, Maggie	30	184	6.1
Bentley, Alex	30	170	5.7
Greene, Nikki	30	113	3.8
Gray, Zhaque	30	113	3.8
Edwards, Ariel	26	66	2.5

3-Point FG Attempts	G	Att	Att/G
Lucas, Maggie	30	175	5.8
Gray, Zhaque	30	123	4.1
Bentley, Alex	30	57	1.9
Edwards, Ariel	26	24	0.9
Wolfe, Marisa	20	4	0.2
Studevent, Gizelle	30	4	0.1

3-Point FG Made	G	Made	Made/G
Lucas, Maggie	30	72	2.4
Gray, Zhaque	30	44	1.5
Bentley, Alex	30	18	0.6
Edwards, Ariel	26	6	0.2
Wolfe, Marisa	20	1	0.1

Free Throw Attempts	G	Att	Att/G
Lucas, Maggie	30	151	5.0
Greene, Nikki	30	120	4.0
Bentley, Alex	30	100	3.3
Nickson, Mia	21	74	3.5
Edwards, Ariel	26	55	2.1

Free Throws Made	G	Made	Made/G
Lucas, Maggie	30	134	4.5
Greene, Nikki	30	76	2.5
Bentley, Alex	30	68	2.3
Nickson, Mia	21	50	2.4
Gray, Zhaque	30	47	1.6

2011-12 Penn State Lady Lions
Penn State Category Leaders (as of Mar 03, 2012)
All games

<u>Rebounds</u>	<u>G</u>	<u>Reb</u>	<u>Reb/G</u>
Greene, Nikki	30	240	8.0
Nickson, Mia	21	165	7.9
East, Talia	30	157	5.2
Lucas, Maggie	30	141	4.7
Edwards, Ariel	26	116	4.5

<u>Assists</u>	<u>G</u>	<u>No.</u>	<u>Ast/G</u>
Bentley, Alex	30	144	4.8
Lucas, Maggie	30	85	2.8
Gray, Zhaque	30	53	1.8
Edwards, Ariel	26	31	1.2
Nickson, Mia	21	19	0.9

<u>Rebound Average</u>	<u>G</u>	<u>Reb</u>	<u>Avg/G</u>
Greene, Nikki	30	240	8.0
Nickson, Mia	21	165	7.9
East, Talia	30	157	5.2
Lucas, Maggie	30	141	4.7
Edwards, Ariel	26	116	4.5

<u>Steals</u>	<u>G</u>	<u>No.</u>	<u>Stl/G</u>
Bentley, Alex	30	92	3.1
Lucas, Maggie	30	42	1.4
Greene, Nikki	30	34	1.1
Gray, Zhaque	30	25	0.8
Edwards, Ariel	26	21	0.8

<u>Offensive Rebounds</u>	<u>G</u>	<u>No.</u>	<u>Avg/G</u>
Greene, Nikki	30	90	3.0
Nickson, Mia	21	70	3.3
East, Talia	30	46	1.5
Edwards, Ariel	26	39	1.5
Lucas, Maggie	30	27	0.9

<u>Blocked Shots</u>	<u>G</u>	<u>No.</u>	<u>Blk/G</u>
Greene, Nikki	30	42	1.4
East, Talia	30	33	1.1
Waldner, Tori	28	18	0.6
Nickson, Mia	21	7	0.3
Bentley, Alex	30	6	0.2

<u>Defensive Rebounds</u>	<u>G</u>	<u>No.</u>	<u>Avg/G</u>
Greene, Nikki	30	150	5.0
Lucas, Maggie	30	114	3.8
East, Talia	30	111	3.7
Nickson, Mia	21	95	4.5
Edwards, Ariel	26	77	3.0

<u>Minutes</u>	<u>G</u>	<u>No.</u>	<u>Min/G</u>
Lucas, Maggie	30	1057	35.2
Bentley, Alex	30	1017	33.9
Gray, Zhaque	30	912	30.4
Edwards, Ariel	26	644	24.8
Greene, Nikki	30	611	20.4

<u>Fouls</u>	<u>G</u>	<u>No.</u>	<u>Per/G</u>
Greene, Nikki	30	105	3.5
Bentley, Alex	30	70	2.3
Gray, Zhaque	30	66	2.2
Edwards, Ariel	26	55	2.1
Lucas, Maggie	30	49	1.6

<u>Turnovers</u>	<u>G</u>	<u>No.</u>	<u>TO/G</u>
Bentley, Alex	30	103	3.4
Lucas, Maggie	30	79	2.6
Greene, Nikki	30	51	1.7
Gray, Zhaque	30	46	1.5
Edwards, Ariel	26	42	1.6

<u>Foulsouts</u>	<u>G</u>	<u>No.</u>
East, Talia	30	2
Greene, Nikki	30	2
Bentley, Alex	30	2
Edwards, Ariel	26	1