

UNRIVALED

PENN STATE FOOTBALL



860 WINS
(8th in Nation)

46 BOWL GAMES
(7-9th in Nation)

28 BOWL WINS
(7-4th in Nation)

99 1ST TEAM ALL-AMERICANS



PxP: Chris Fowler
Analyst: Kirk Herbstreit
Sideline: Sam Ponder

GAME 7

OCTOBER 22, 2016 • 8 P.M.

University Park, Pa.
Beaver Stadium [106.572]

Series: Ohio State, 18-13
Last Meeting: Ohio State 38, Penn State 10
October 17, 2015 - Ohio Stadium
Complete Series Info on Page 7

Penn State is appearing on television for the 283rd time in its last 285 regular season games.



PxP: Steve Jones
Analyst: Jack Ham
Sideline: Derrick Williams

Local: 93.7 FM/1450 AM
Web: GoPSUsports.com
Sirius/XM/Internet: 108/196/958

PENN STATE NITTANY LIONS

4-2, 2-1 Big Ten



Head Coach: James Franklin
Record at Penn State (3rd season): 18-14
Career Record (6th season): 42-29
vs. Ohio State: 0-2



OHIO STATE BUCKEYES

6-0, 3-0 Big Ten

Head Coach: Urban Meyer
Record at Ohio State (5th season): 56-4
Career Record (15th season): 160-27
vs. Penn State: 5-0

INSIDE THE GAME

PENN STATE WHITE OUT CLASH AGAINST NO. 2 OHIO STATE IN PRIMETIME

A Penn State White Out crowd will be the backdrop for the fifth consecutive primetime meeting between the Nittany Lions and No. 2 Ohio State. The contest will be televised on ABC from Beaver Stadium starting at 8 p.m.

Penn State has been successful at home recently, earning a 4-0 start to the 2016 home schedule for just the fifth time since 2000. The Lions have won 10 out of their last 11 at home dating back to last season.

The second-ranked Buckeyes will provide a strong challenge to the Lions. Ohio State has won the last four meetings against Penn State, but its closest call came the last time the two teams met in Happy Valley in 2014, as the Nittany Lions rallied from a 17-0 deficit at halftime to force overtime. Ohio State is also the third consecutive unbeaten opponent Penn State has had to face this season and the second ranked in the top five. The last time Penn State faced two top five teams in the same season was 2006 when it faced three.

Saquon Barkley will continue to be a player to watch for Penn State. The sophomore Nittany Lion running back rushed for a career-high 202 yards in Penn State's last outing and rushed for 194 yards at then No. 1 Ohio State last season. He leads the Big Ten with eight rushing touchdowns and nine total touchdowns. Quarterback Trace McSorley has also become a true dual threat performer. He ranks third in the Big Ten in passing yards, but has totaled 154 yards on the ground the last two games after totaling just 32 in the first four games.

The Penn State defense is coming off one of its best performances of the season, holding Maryland well below its season averages for points and yardage entering the game.

The Buckeyes have been ranked No. 2 all month and have won their last 20 consecutive road games, including last Saturday's OT win at Wisconsin. Ohio State also defeated then-No. 14 Oklahoma on the road earlier this season.

Penn State will perhaps be helped by the presence of the 1986 National Championship team. The group will be honored at halftime to celebrate the 30th anniversary of their 12-0 season that culminated with a thrilling win over No. 1 Miami in the Fiesta Bowl.

BREAKDOWN

RUSHING

Penn State: Saquon Barkley 117 for 582 yds (97.0), 8 TD
Ohio State: Mike Weber 94 for 612 yds (102.0), 4 TD

PASSING

Penn State: Trace McSorley 103-of-177, 1,436 yds (239.3), 8 TD/3 INT
Ohio State: J.T. Barrett 96-of-152, 1,207 yds (201.2), 16 TD/4 INT

RECEIVING

Penn State: Chris Godwin 23 for 325 yds (54.2), 2 TD
Ohio State: Curtis Samuel 29 for 403 yds (67.2), 3 TD

DEFENSE

Penn State: Marcus Allen 57 tkl, 4.0 TFL, 2 PBU, FR
Ohio State: Malik Hooker 4 INT, 29 tkl, 2.0 TFL, 0.5 Sacks, 2 PBU

PSU

30.5
152.2
103-178-3
239.3
391.5
-2
28.5
208.8
105-169-6
172.7
381.5

TEAM

SCORING/GAME 49.3
RUSHING/GAME 300.5
PASSING (C-A-INT) 106-167-4
PASSING/GAME 216.0
TOTAL OFFENSE/GAME 516.5
TURNOVER MARGIN +8
PTS ALLOWED/GAME 12.8
OPP. RUSH YDS/GAME 120.8
OPP. PASSING 86-180-11
OPP. PASS YDS/GAME 159.5
OPP. TOTAL OFFENSE/GAME 280.3

OSU

2016 SCHEDULES

PENN STATE

Overall (B1G): 4-2 (2-1 East) Home: 4-0 Road: 0-2 Ntrl: 0-0

| PSU Rank | Opponent (Rank) | Time/Result | TV | Note/Attend. |
|------------------|---------------------|---------------|----------------|------------------------------------|
| September | | | | |
| 3 | KENT STATE | W, 33-13 | BTN | 94,378 |
| 10 | at Pittsburgh | L, 39-42 | ESPN | 69,983 |
| 17 | TEMPLE | W, 34-27 | BTN | 100,420 |
| 24 | at Michigan * (4/5) | L, 10-49 | ABC | 110,319 |
| October | | | | |
| 1 | MINNESOTA * | W, 29-26 (OT) | BTN | 95,332 |
| 8 | MARYLAND * | W, 38-14 | BTN | 100,778 |
| 22 | OHIO STATE * (2/2) | 8 p.m. | ABC | 5th straight night meeting |
| 29 | at Purdue * | Noon | ABC/ESPN/ESPN2 | PSU has won last 7 |
| November | | | | |
| 5 | IOWA * | 7:30 p.m. | BTN | 1st meeting since 2012 |
| 12 | at Indiana * | TBA | | PSU leads series 18-1 |
| 19 | at Rutgers * | 8 p.m. | BTN | PSU has won last 9 |
| 26 | MICHIGAN STATE * | TBA | | 20th regular season finale vs. MSU |

* - B1G game

All times Eastern

Rankings: AP/Coaches

OHIO STATE

Overall (B1G): 6-0 (3-0 East) Home: 4-0 Road: 2-0 Ntrl: 0-0

| Rank | Opponent (Rank) | Time/Score | TV | Attend. |
|------------------|-----------------------------|---------------|----------------|---------|
| September | | | | |
| 3 | BOWLING GREEN | W, 77-10 | BTN | 107,193 |
| 10 | (4/4) TULSA | W, 48-3 | ABC | 104,410 |
| 17 | (3/4) at Oklahoma (14/14) | W, 45-24 | FOX | 87,979 |
| October | | | | |
| 1 | (2/2) RUTGERS * | W, 58-0 | BTN | 105,830 |
| 8 | (2/2) INDIANA * | W, 38-17 | ESPN | 107,420 |
| 15 | (2/2) at Wisconsin * (8/10) | W, 30-23 (OT) | ABC | 81,541 |
| 22 | (2/2) at Penn State * | 8 p.m. | ABC | |
| 29 | NORTHWESTERN † | 3:30 p.m. | ABC/ESPN/ESPN2 | |
| November | | | | |
| 5 | NEBRASKA * | 8 p.m. | ABC/ESPN/ESPN2 | |
| 12 | at Maryland * | TBA | | |
| 19 | at Michigan State * | TBA | | |
| 26 | MICHIGAN * | Noon | | |

* - B1G game

All times Eastern

Rankings: AP/Coaches

TABLE OF CONTENTS

Page 2 Quick Facts/NFL Notes
Page 3 B1G Standings/Media Info/Future Schedules
Page 4-5 Head Coach James Franklin
Page 6 Opponent Tracker/National Polls
Page 7 The Series vs. Minnesota
Page 8-13 Minnesota Notes
8 Record Breakdown
9 Winningest Programs
10 Honors & Awards

10 Elusive Saquon
11 Chunk Plays
12 Community Service
13 National Nits
13 Home Sweet Home
14 Sensational Saquon
Page 15-16 Season Notes
15 Classroom Success
16 Coaching Staff Notes

Page 17 Starts Chart/Career Starts
Page 18 Depth Chart/Pronunciations/Asst. Coaches
Page 19-20 Numerical Roster
Page 21-22 Alphabetical Roster
Page 23 The Last Time...
Page 24 Record Watch
Page 25-30 Games 1-6
Page 31-43 Player Bios
Page 44-59 Statistics

PROGRAM NOTES

130TH SEASON OF GRIDIRON EXCELLENCE

Penn State is in its 130th season of intercollegiate football and owns an 860-384-42 record, to rank No. 8 nationally in all-time victories.

WINNING RECORD

Penn State and Wisconsin are the only Big Ten teams that have posted a winning season the last 11 consecutive years. Only seven additional FBS teams (USC, LSU, Florida State, Oklahoma, Oregon, Virginia Tech, Boise State) have posted winning records each of the last 11 years.

ACADEMIC EXCELLENCE

A total of 370 of Penn State football student-athletes, including 23 in 2015, have earned Academic All-Big Ten honors since 1993 for owning at least a 3.0 grade point average and being a letterwinner.

ONE OF NATION'S TOUGHEST HOME VENUES

Penn State owns a superlative 275-72 (.793) record inside Beaver Stadium, the nation's second-largest facility, which opened in 1960 and has a capacity of 106,572.

QUICK FACTS

UNIVERSITY

| | |
|---------------------------------|-----------------------------------|
| NAME | The Pennsylvania State University |
| LOCATION | University Park, Pa. |
| FOUNDED | 1855 |
| ENROLLMENT | 46,606 |
| NICKNAME | Nittany Lions |
| COLORS | Blue & White |
| CONFERENCE | Big Ten |
| DIVISION | NCAA Division I |
| STADIUM | Beaver Stadium (106,572) |
| STADIUM SURFACE | Natural Grass |
| PRESIDENT | Dr. Eric Barron |
| ATHLETICS DIRECTOR | Sandy Barbour |
| HEAD COACH | James Franklin (3rd Season) |
| FOOTBALL OFFICE | 814-865-0412 |
| TICKET OFFICE | 1-800-NITTANY |

FOOTBALL HISTORY

| | |
|--|--|
| FIRST YEAR | 1887 |
| ALL-TIME RECORD | 860-384-42 (130th Season) <i>8th in victories</i> |
| ALL-TIME BIG TEN RECORD | 115-72 (24th Season) |
| ALL-TIME BOWL RECORD | 28-16-2 (.630) <i>T-4th in bowl victories</i> |
| YEARS IN POST SEASON PLAY | .46 <i>T-9th in bowl appearances</i> |
| BEAVER STADIUM RECORD | 275-72 (.793) |

ASSISTANT COACHES

| | |
|------------------------------|---|
| BRENT PRY | Buffalo; 1993 Associate Head Coach/Defensive Coordinator/ Linebackers (3rd Season) |
| JOE MOORHEAD | Fordham; 1996 Offensive Coordinator/Quarterbacks (1st Season) |
| CHARLES HUFF | Hampton; 2005 Special Teams Coordinator/Running Backs (3rd Season) |
| TIM BANKS | Central Michigan; 1995 Co-Defensive Coordinator/Safeties (1st Season) |
| JOSH GATTIS | Wake Forest; 2006 Offensive Recruiting Coordinator/Asst. Special Teams/ Wide Receivers (3rd Season) |
| MATT LIMEGROVER | University of Chicago; 1991 Offensive Line (1st Season) |
| RICKY RAHNE | Cornell; 2002 Passing Game Coordinator/Tight Ends (3rd Season) |
| TERRY M. SMITH | Penn State; 1991 Assistant Head Coach/Defensive Recruiting Coordinator/ Cornerbacks (3rd Season) |
| SEAN SPENCER | Clarion; 1995 Run Game, Defensive Line (3rd Season) |
| DWIGHT GALT | Maryland; 1981 Assistant AD of Performance Enhancement (3rd Season) |

BIG BEST



CO-OFFENSIVE POTW: Justin Jackson • Northwestern • Jr. • RB • Carol Stream, Ill.

- Rushed for a career-high 188 yards and two TDs to lead the Wildcats to a road victory over MSU
- Recorded TD runs of 29 and 26 yards as NU scored more points than any MSU home foe in history
- Leads the Big Ten in rushing attempts and rushing yards and ranks fifth in touchdowns on the ground



CO-OFFENSIVE POTW: J.T. Barrett • Ohio State • Jr. • QB • Wichita Falls, Texas

- Accounted for 318 yards of total offense and three touchdowns in a 30-23 overtime victory at Wisconsin
- Led the Buckeyes back from 10-point deficits twice, scored two rushing touchdowns and hit Noah Brown on a 7-yard touchdown pass in overtime for the deciding points
- Now responsible for 89 touchdowns (rushing and passing), breaking the Ohio State career record for.



DEFENSIVE POTW: Jack Cichy • Wisconsin • Jr. • LB • Somerset, Wisc.

- Tallied a career-high 15 tackles, including 11 solo stops, against Ohio State
- Recorded 3.5 tackles for loss and one sack
- Added one forced fumble
- Earns his first career Defensive Player of the Week honor
- Last Wisconsin Defensive Player of the Week: T.J. Watt (Sept. 26, 2016)



SPECIAL TEAMS POTW: Solomon Vault • Northwestern • Jr. • WR • Gaithersburg, Md.

- Registered a 95-yard kickoff return for a touchdown late in the third quarter after Michigan State had cut the Northwestern lead to 33-31
- Recorded his fourth career kickoff return touchdown, extending his school record and moving into a tie for third place in Big Ten history with Michigan State's DeAndra Cobb
- Marked his first kick return for a touchdown since Nov. 7, 2015, against Penn State
- Claims his first career Special Teams Player of the Week honor
- Last Northwestern Special Teams Player of the Week: Jack Mitchell (Nov. 17, 2014)



FRESHMAN POTW: Patrick Nelson • Illinois • S • Chicago, Ill.

- Led the Illini defense with 14 tackles, including 10 solo stops, in a victory over Rutgers
- Added 1.5 tackles for loss and a half sack
- Moved into a tie for the Big Ten lead in tackles per game in conference play with 12.0 tackles
- Wins his first career weekly award
- Last Illinois Freshman of the Week: Ke'Shawn Vaughn (Nov. 9, 2015)

LIONS IN THE NFL

28 NITTANY LIONS ON NFL ROSTERS

Twenty-eight Penn State players are on the rosters of 20 NFL teams. The Nittany Lions are perennially a top-15 program in producing players in the NFL. In addition to the 28 players on 53-man rosters, the Nittany Lions have two former players on practice squads.

The Jacksonville Jaguars and Miami Dolphins each boast three former Nittany Lions on their opening day roster. The Jaguars have 10-year veteran and 2013 Pro Bowl linebacker Paul Posluszny, Pro Bowl selection Allen Robinson and seven-year vet Jared Odrick among their 53-man roster, while Miami lays claim to eight-year veteran Cameron Wake, second-year pro Mike Hull and rookie and sixth round draft pick Jordan Lucas.

Four additional NFL squads lay claim to two former Nittany Lions on their opening week rosters: Dallas, New Orleans, San Francisco and Tennessee.

Six players from Penn State's 2015 squad made NFL teams as rookies: Christian Hackenberg (N.Y. Jets), Austin Johnson (Tennessee), Jordan Lucas (Miami), Carl Nassib (Cleveland), Anthony Zettel (Detroit) and Trevor Williams (San Diego). Additionally, Kyle Carter is on Minnesota's practice squad.

Eleven-year veteran and Kansas City Chiefs All-Pro linebacker Tamba Hali is Penn State's elder statesman in the NFL. Paul Posluszny, who is entering his 10th professional season, is second in longevity, followed by eight-year professionals Jordan Norwood (Denver) and Cameron Wake (Miami).

There are also two Nittany Lions on NFL rosters that did not play football at Penn State in Chris Hogan (New England) and Ross Travis (Kansas City). Hogan, a wide receiver in his fifth NFL season, played lacrosse for the Nittany Lions and went to play football at Monmouth after earning his Penn State degree. Travis, a tight end, was a standout men's basketball player.

Penn State has had 44 NFL Draft picks since 2006, including 20 in the first three rounds, and at least three draft picks 18 times since starting Big Ten Conference competition in 1993. A total of 343 Nittany Lions have been selected all-time in the NFL Draft.

For the 45th time in the Super Bowl's 50-game history, at least one Penn State alumnus was a member of one of the participating teams (19 times in last 21 years). Thirty-eight former Nittany Lions have earned a total of 55 Super Bowl rings, most recently Jordan Norwood with Denver last year. A total of 106 Nittany Lions have been on Super Bowl rosters.

- Arizona Cardinals (1):** A.Q. Shipley (7)
 - Baltimore Ravens (1):** John Urschel (3)
 - Cleveland Browns (1):** Carl Nassib (1)
 - Chicago Bears (1):** Adrian Amos (2)
 - Dallas Cowboys (2):** Jack Crawford (5), Sean Lee [◊] (7)
 - Denver Broncos (1):** Jordan Norwood (8)
 - Detroit Lions (1):** Anthony Zettel (1)
 - Houston Texans (1):** Devon Still (4)
 - Jacksonville Jaguars (3):** Jared Odrick (7), Paul Posluszny [◊] (10), Allen Robinson (3)
 - Kansas City Chiefs (1):** Tamba Hali (11), Ross Travis (1; former MBB player)
 - Miami Dolphins (3):** Mike Hull (2), Jordan Lucas (1), Cameron Wake [◊] (8)
 - Minnesota Vikings (1):** Kyle Carter* (1)
 - New England Patriots:** Chris Hogan (5; former MLAX player)
 - New Orleans Saints (2):** Michael Mauti [◊] (4), Nathan Stupar (5)
 - New York Jets (1):** Christian Hackenberg (1)
 - Oakland Raiders (1):** Matt McGloin (4)
 - Philadelphia Eagles (1):** Stefen Wisniewski (6)
 - Pittsburgh Steelers (1):** Jesse James (2)
 - San Diego Chargers (1):** Trevor Williams (1)
 - San Francisco 49ers (2):** NaVorro Bowman (7), Gerald Hodges (4)
 - Seattle Seahawks (1):** Garry Gilliam (3)
 - Tampa Bay Buccaneers (1):** Donovan Smith (2)
 - Tennessee Titans (2):** Austin Johnson (1), DaQuan Jones (3)
- * Practice Squad ◊ Team Captain

EIGHT FORMER LIONS ON NFL COACHING STAFFS

- Eight former Nittany Lions are patrolling the sidelines as part of NFL coaching staffs in 2016.
- Gary Brown (Dallas, running backs)
- Bobby Engram (Baltimore, wide receivers)
- Al Golden (Detroit, tight ends)
- D'Anton Lynn (Buffalo, defensive assistant)
- John McNulty (Tennessee, quarterbacks)
- Mike Munchak (Pittsburgh, offensive line)
- Jeff Nixon (San Francisco, tight ends)
- Darren Perry (Green Bay, safeties)

Also, former Penn State quarterbacks coach Jim Caldwell is in his third season as the head coach of the Detroit Lions.

FUTURE SCHEDULES

2017 Schedule

| | |
|----------|--------------------|
| Sept. 2 | AKRON |
| Sept. 9 | PITTSBURGH |
| Sept. 16 | GEORGIA STATE |
| Sept. 23 | at Iowa* |
| Sept. 30 | INDIANA* |
| Oct. 7 | at Northwestern* |
| Oct. 21 | MICHIGAN* |
| Oct. 28 | at Ohio State* |
| Nov. 4 | at Michigan State* |
| Nov. 11 | RUTGERS* |
| Nov. 18 | NEBRASKA* |
| Nov. 25 | at Maryland* |

2018 Schedule

| | |
|----------|-------------------|
| Sept. 1 | APPALACHIAN STATE |
| Sept. 8 | at Pittsburgh |
| Sept. 15 | KENT STATE |
| Sept. 22 | at Illinois* |
| Sept. 29 | OHIO STATE* |
| Oct. 13 | MICHIGAN STATE* |
| Oct. 20 | at Indiana* |
| Oct. 27 | IOWA* |
| Nov. 3 | at Michigan* |
| Nov. 10 | WISCONSIN* |
| Nov. 17 | at Rutgers* |
| Nov. 24 | MARYLAND* |

2019 Schedule

| | |
|----------|--------------------|
| Aug. 31 | IDAHO |
| Sept. 7 | BUFFALO |
| Sept. 14 | PITTSBURGH |
| Sept. 28 | at Maryland* |
| Oct. 5 | PURDUE* |
| Oct. 12 | at Iowa* |
| Oct. 19 | MICHIGAN* |
| Oct. 26 | at Michigan State* |
| Nov. 9 | at Minnesota* |
| Nov. 16 | INDIANA* |
| Nov. 23 | at Ohio State* |
| Nov. 30 | RUTGERS* |

Future Non-Conference Games

| | |
|----------------|------------------|
| 2020 | at Virginia Tech |
| Sept. 11, 2021 | BALL STATE |
| Sept. 18, 2021 | AUBURN |
| Sept. 17, 2022 | at Auburn |
| 2023 | WEST VIRGINIA |
| 2024 | at West Virginia |
| 2025 | VIRGINIA TECH |

PENN STATE MEDIA SERVICES

FOOTBALL CONTACTS

| | |
|--|--|
| Kris Petersen Cell: 814-883-4581 | E-mail: kap18@psu.edu Twitter: @GoPSUKris |
| Greg Campbell Cell: 814-876-0824 | E-mail: gxc35@psu.edu Twitter: @SID_Greg |
| Arielle Sargent Cell: 814-321-8286 | E-mail: ans26@psu.edu Twitter: @arielle_sargent |
| Mark Brumbaugh Cell: 814-441-9145 | E-mail: mgb28@psu.edu Twitter: @markbrumbaugh |

Assoc. AD for Strategic Communications: Jeff Nelson
Associate Directors: Alissa Clendenen, Kris Petersen
Assistant Directors: Mark Brumbaugh, Greg Campbell, Pat Donghia, John Hanna, Will Rottler, Megan Samassa, Arielle Sargent, Jeff Smith
Admin. Assistant: Vonda Harpster
Strategic Communications Office: 814-865-1757
Website: GoPSUsports.com
Address: 101D Bryce Jordan Center, University Park, Pa., 16802

SUNDAY:
9 a.m. - Cumulative stats available at GoPSUsports.com.

MONDAY:
8 p.m. - Game Notes available at GoPSUsports.com.

TUESDAY:
12:30 p.m. - Penn State Weekly Press Conference
James Franklin and at least two players available for questions in person and via telephone at Beaver Stadium.

To participate please contact the Strategic Communications Office at 814-865-1757 prior to 11 a.m. ET. Please contact Strategic Communications for FTP information for video/ audio from the press conference.

1:28 p.m.: Head coach James Franklin available on the Big Ten weekly teleconference.

TUESDAY-WEDNESDAY:
9 a.m. - 2 p.m. - Player Interviews
Selected players available via teleconference interviews. For information, please contact Vonda Harpster at PSU Strategic Communications (vkh1@psu.edu; 814-865-1757).

WEDNESDAY:
Approximately 6:15 p.m. - Wednesday Practice Availability
Media can watch last 10 minutes of practice, James Franklin and one player will be available post-practice.

THURSDAY:
TBA: Thursday Assistant Coach Teleconference
Selected players available via teleconference interviews. For information, please contact Vonda Harpster at PSU Strategic Communications (vkh1@psu.edu; 814-865-1757).

6:05 p.m.: The Penn State Coaches Show at LettermanS in State College (James Franklin).

SATURDAY:
Post-Game: James Franklin and selected players will be available immediately following the game.
Please contact Strategic Communications for FTP audio/ video information (home games only).

BIG STANDINGS

| EAST | BIG TEN | | OVERALL | | |
|-------------------|------------|--------------|------------|--------------|------------|
| | W-L | % | W-L | % | vs. T25 |
| Michigan | 3-0 | 1.000 | 6-0 | 1.000 | 2-0 |
| Ohio State | 3-0 | 1.000 | 6-0 | 1.000 | 2-0 |
| PENN STATE | 2-1 | 0.667 | 4-2 | .667 | 0-1 |
| Maryland | 1-2 | 0.333 | 4-2 | .667 | - |
| Indiana | 1-2 | 0.333 | 3-3 | .500 | 0-2 |
| Michigan State | 0-3 | 0.000 | 2-4 | .333 | 0-1 |
| Rutgers | 0-4 | 0.000 | 2-5 | .286 | 0-3 |

| WEST | BIG TEN | | OVERALL | | |
|--------------|---------|-------|---------|-------|---------|
| | W-L | % | W-L | % | vs. T25 |
| Nebraska | 3-0 | 1.000 | 6-0 | 1.000 | 1-0 |
| Iowa | 3-1 | 0.750 | 5-2 | .714 | - |
| Northwestern | 2-1 | 0.667 | 3-3 | .500 | 0-2 |
| Minnesota | 1-2 | 0.333 | 4-2 | .667 | - |
| Wisconsin | 1-2 | 0.333 | 4-2 | .667 | 1-2 |
| Purdue | 1-2 | 0.333 | 3-3 | .500 | - |
| Illinois | 1-2 | 0.333 | 2-4 | .333 | 0-2 |

BIG TEN SCHEDULE (All Times Eastern)

Saturday, Oct. 22
OHIO STATE AT PENN STATE, 8 P.M. (ABC)
 Wisconsin at Iowa, Noon (ESPN)
 Rutgers at Minnesota, Noon (ESPNU)
 Indiana at Northwestern, Noon (BTN)
 Illinois at Michigan, 3:30 p.m. (BTN)
 Purdue at Nebraska, 3:30 p.m. (ABC/ESPN2)
 Michigan State at Maryland, 7:30 p.m. (BTN)

BIG TEN MEDIA SERVICES:

BIG TEN CONFERENCE RELEASE/STATISTICS: The Big Ten Conference football release, with standings and statistics, is available at www.bigten.org.

BIG TEN PLAYERS OF THE WEEK: The Big Ten Conference will be announcing Players of the Week every Monday during the season.

BIG TEN COACHES TELECONFERENCE: The Big Ten will conduct a football coaches teleconference every Tuesday during the season, from Aug. 30 to November 22. All 14 head coaches will be available to answer questions for eight minutes. Please contact the Big Ten Communications staff (847-696-1010) for the phone numbers for the teleconference.

| MONDAY | TUESDAY | WEDNESDAY | THURSDAY | FRIDAY | SATURDAY | SUNDAY |
|---|---|---|--|-------------------------------------|---|--|
| Game Notes Available by 8 p.m. on GoPSUsports.com | James Franklin Press Conference 12:30 p.m. (ET) B1G Teleconference 1:28 p.m. (ET) Player Teleconferences | Practice Availability & James Franklin Post Practice Approx. 6:15 p.m. Player Teleconferences | PSU Asst. Coach Teleconference Penn State Coaches Show 6:05 p.m. LettermanS | No Coach/Player Availability | Ohio State 8 p.m. ABC/Penn State Sports Network Beaver Stadium | Updated Statistics Available 9 a.m. GoPSUsports.com |



@PennStateFBall



PSUFBall

2016

PSUnvalued.com

GoPSUsports.com



FRANKLIN FILE

Born: February 2, 1972
Hometown: Langhorne, Pa.
Wife: Fumi
Daughters: Shola & Addison

Education:
 East Stroudsburg, 1995; B.S. in Psychology
 Washington State, 1999; M.A. in Educational Leadership

Playing Career:
 East Stroudsburg; Quarterback, 1991-94

Coaching Experience

| | | |
|------------|-------------------------|-------------------|
| 2014-pres. | Head Coach | Penn State |
| 2011-13 | Head Coach | Vanderbilt |
| 2008-10 | Asst HC/Off. Coord./QBs | Maryland |
| 2006-07 | Off. Coord./QBs | Kansas State |
| 2005 | Wide Receivers | Green Bay Packers |
| 2000-04 | Recruiting Coord./WRs | Maryland |
| 1999 | Wide Receivers | Idaho State |
| 1998 | Grad. Asst./Tight Ends | Washington State |
| 1997 | Wide Receivers | James Madison |
| 1996 | Grad. Asst./Secondary | East Stroudsburg |
| 1995 | Wide Receivers | Kutztown |

BOWL RESULTS

| Year | School | Bowl | Result (Opp.) |
|------|------------|--------------|---------------------------|
| 2011 | Vanderbilt | Liberty | L, 24-31 (Cincinnati) |
| 2012 | Vanderbilt | Music City | W, 38-24 (N.C. State) |
| 2013 | Vanderbilt | BBVA Compass | W, 32-21 (Houston) |
| 2014 | Penn State | PinStripe | W, 31-30 (Boston College) |
| 2015 | Penn State | TaxSlayer | L, 17-24 (Georgia) |

HEAD COACH JAMES FRANKLIN

CAREER AT A GLANCE

- Franklin enters his sixth year as a collegiate head coach, leading his first five squads to a bowl game, with post-season victories the past three of the last four years.
- He owns a 42-29 career record, with four consecutive winning seasons.
- Franklin has 21 years of coaching experience at the collegiate and NFL level.
- In his first four years as a head coach, Franklin mentored 16 players that have gone on to the NFL ranks.
- Franklin has secured Top 25 recruiting classes each of the last four seasons, including back-to-back Top 20 classes at Penn State.
- Franklin emphasizes four core values for the Penn State program -- a positive attitude, great work ethic, competing on and off the field and the ability to sacrifice.

NITTANY LIONS ON THE FIELD

- Franklin was named the 16th head football coach in the storied history of the Nittany Lion program on January 11, 2014.
- Franklin guided the Nittany Lions to a 7-6 record in 2015 and a berth in the TaxSlayer Bowl.
- Under Franklin's tutelage, Carl Nassib claimed a trio of national awards -- Lombardi Award, Lott IMPACT Trophy and Ted Hendricks Award -- and became Penn State's 13th unanimous Consensus All-American.
- Nassib also led the nation in sacks with a school-record 15.5 in 2015.
- The 2015 season also saw Christian Hackenberg break every Penn State career passing record, including passing yards, passing touchdowns and completions, and true freshman Saquon Barkley break the freshman season rushing record with a 1,000-yard campaign.
- Barkley was named the Big Ten Network's Freshman of the Year and claimed second team All-Big Ten honors, while wide receiver Chris Godwin (second team) and defensive tackles Austin Johnson (second team) and Anthony Zettel (third team) also earned All-Big Ten accolades.
- Franklin's first season was bookended with a pair of thrilling victories for the Nittany Lions as the Penn State head coach's inaugural season began with a final-play 26-24 victory over UCF in Dublin, Ireland in Penn State's first-ever international game and ended with a comeback, a 31-30 overtime win over Boston College in the New Era PinStripe Bowl in Yankee Stadium. The Nittany Lions overcame a 14-point deficit late in the third quarter, tying the largest comeback in Penn State's bowl history.
- With the PinStripe Bowl win, Franklin became just the third Penn State coach to lead the team to at least seven wins in his first season, joining Dick Harlow (1915) and Bill O'Brien (2012).

- Franklin guided the Nittany Lions to a 4-0 start, joining Harlow as the only first-year Penn State coaches to win their initial four games.
- In Franklin's first season at Penn State, he helped Mike Hull to the Butkus-Fitzgerald Big Ten Linebacker of the Year award to carry on the "Linebacker U" tradition.
- Zettel earned All-Big Ten first team honors, while receiver DeSean Hamilton garnered All-Big Ten second team accolades after pulling in 82 catches for 899 yards.

NITTANY LIONS IN THE CLASSROOM

- The 2015 fall semester saw the Nittany Lions post a record 56 squad members with at least a 3.0 grade-point average, marking the fifth consecutive semester (including summer sessions) the Nittany Lions have had more than 50 student-athletes with a 3.0 GPA or better.
- The 56 Nittany Lions with a 3.0 GPA or higher surpasses the mark of 55 set by the 2008 fall semester for the most 3.0 students in a semester in football program history.
- Additionally, 22 Nittany Lions earned Academic All-Big Ten recognition in 2015.
- Tyler Yazujian collected a berth on the CoSIDA Academic All-America® second team in 2015.
- A total of 23 Nittany Lions posted a 3.5 GPA or higher in the 2015 fall semester, with 19 earning Dean's List recognition for having 3.5 GPA or higher with 12 credits earned in undergraduate work.
- The Nittany Lion freshmen were impressive in the 2015 fall semester with 14 posting a 3.0 or higher.
- During Franklin's first fall semester on campus, the football student-athletes set program records with 25 student-athletes earning Dean's List recognition (3.5 GPA) and 57 players owning a cumulative 3.0 grade-point average (GPA) or higher after the 2014 fall semester.
- Additionally, 51 squad members compiled at least a 3.0 GPA in the fall of 2014, the third-highest semester total in program history.
- The spring of 2015 saw continued success in the classroom with 51 student-athletes compiling at least a 3.0 GPA, marking the first time in program history with 50 or more 3.0s in a spring semester.

NITTANY LIONS IN THE COMMUNITY

- In the last two seasons, the Nittany Lions have completed more than 4,000 hours of community service.
- The Nittany Lions' community service activities include: Uplifting Athletes, THON, Pennsylvania Special Olympics Summer Games, State College Area Food Bank and Penn State Hershey Children's Hospital visits.
- The football team's 2,100 hours of community service in 2014-15 equate to nearly 40 percent of the 5,300

CAREER RECORD

| Year | School | Overall | Conf. | Of Note |
|------------------------------------|------------|--------------|--------------|---|
| 2011 | Vanderbilt | 6-7 | 2-6 | lost to Cincinnati, 31-24; Liberty Bowl |
| 2012 | Vanderbilt | 9-4 | 4-4 | No. 23; def. North Carolina State, 38-24; Music City Bowl |
| 2013 | Vanderbilt | 9-4 | 5-3 | No. 20; def. Houston, 23-21; BBVA Compass Bowl |
| 2014 | Penn State | 7-6 | 2-6 | 2nd PSU coach to start career 4-0; def. BC, 31-30 (OT) PinStripe Bowl |
| 2015 | Penn State | 7-6 | 4-4 | lost to Georgia, 24-17; TaxSlayer Bowl |
| 2016 | Penn State | 4-2 | 2-1 | |
| Total (6 Years) | | 42-29 | 19-24 | Five Bowl Appearances |
| Vanderbilt Record (3 Years) | | 24-15 | 11-13 | Consecutive Top-25 Finishes for 1st Time in VU History |
| Penn State Record (3 Years) | | 18-14 | 8-11 | Three Consecutive Bowl Appearances |



@PennStateFBall



PSUFBall

2016

PSUnvalued.com

GoPSUsports.com

community service hours by Penn State student-athletes.

- The engaging and enthusiastic Franklin is a popular speaker and media interview subject. He was a guest analyst on ESPN's coverage from the site of college football's National Championship game, spending a day appearing on various ESPN platforms in 2013 and 2014. In 2015, Franklin joined the FOX studio crew for pregame, halftime and postgame coverage of the Big Ten Championship game.



- In February 2015, Franklin was the lone college head coach among the speakers and panelists at the prestigious MIT Sloan Sports Analytics Conference in Boston. He was a panelist for the session, "The Formula to Win: College Football Analytics," which was moderated by CNN anchor/reporter Rachel Nichols.

RECRUITING SUCCESS

- The Class of 2016 at Penn State finished in the Top 20, ranking as high as 18th by ESPN, and featured a pair of five-star recruits.
- In 2016, Franklin secured the No. 1 player in the state of Pennsylvania (Miles Sanders) for the first time since Jared Odrick (2006).
- The Nittany Lions laid claim to the No. 1 running back in the state of Pennsylvania in 2015 (Saquon Barkley) and 2016 (Sanders).
- Forty-three of the 70 signees under Franklin are from within a 350-mile radius of State College.
- In February 2015, the Nittany Lions' highly-regarded class of 25 signees was ranked in the Top 15 nationally by the four major recruiting services.
- Franklin and his staff organized a Top 25 recruiting class in short order after being hired at Penn State in January 2014.
- While at Vanderbilt, Franklin assembled a recruiting class that finished as high as 19th in 2014.
- In each of his three seasons in Nashville, Franklin signed classes that finished in the Top 50 nationally. Prior to Franklin's arrival, the Commodores average class rank was 64.6 since 2000 (based on 247Sports composite).

HELPING THE COMMODORES GET THEIR WINGS

- Franklin directed Vanderbilt to consecutive Top 25 finishes for the first time in the 124-year history of the program (No. 23/24 -- 2013 & No. 23/20 -- 2012).
- The Commodores finished 23rd in the final 2012 Associated Press poll, marking their first AP final ranking since 1948.
- Franklin's 24 wins tied Dan McGugin for the most by a Vanderbilt coach in his first three seasons.
- Franklin led Vanderbilt to a bowl game in each of his three seasons in Nashville, with the last two years resulting in wins over North Carolina State (Music City Bowl) and Houston (BBVA Compass Bowl). The Commodores had played in four bowl games all-time in the 121 seasons prior to his arrival, none in consecutive years.
- Vanderbilt has posted four nine-win seasons in program history, with Franklin's last two teams comprising half of the total.
- Over the last 20 games during the 2012-13 seasons, the Commodores' 16-4 record was second-best in the SEC to Alabama's 17-3 mark.
- Franklin guided the Commodores to a 6-6 regular-season record and earned a berth in the Liberty Bowl during his first season after inheriting a Vanderbilt team that finished 2-10 in both 2009 and 2010, including a 1-15 SEC mark.
- The 2011 bowl berth was Vanderbilt's second since 1983 and running back Zac Stacy broke the Commodores' season record with 1,193 rushing yards.
- The Commodores had a breakthrough campaign in 2012 under Franklin, finishing on a seven-game winning streak (longest since 1948) to post a 9-4 mark, Vanderbilt's most wins in 97 years, and a berth in the Music City Bowl, which VU defeated N.C. State, 38-24.
- A victory at Missouri sparked an 8-1 finish, which included three consecutive SEC road wins for the first time in program history.
- The Commodores were 5-3 in SEC play, winning five SEC games for the first time since 1935, and posted two shutouts for the first time since 1968.
- Franklin was among five finalists for the Bear Bryant National Coach of the Year award in 2012.
- Stacy became the first player in Vanderbilt history to rush for 1,000 yards in consecutive seasons, gaining 1,141 yards to finish with a school-record 3,143 yards and 30 rushing touchdowns.
- Wide receiver Jordan Matthews broke the Vanderbilt season receiving record with 1,363 yards on 94 catches.
- Vanderbilt continued its historic rise under Franklin during the 2013 season, capping a school-record second consecutive 9-4 campaign with a 41-24 win over Houston in the BBVA Compass Bowl.
- The Commodores defeated Florida, Georgia and Tennessee in the same season for the first time in program history, winning in Gainesville and Knoxville.
- Franklin helped Matthews develop into a two-time All-American and the SEC's career leader in receptions (262) and receiving yardage (3,759). Matthews broke the SEC season record with 112 receptions for 1,477 yards and seven touchdowns in 2013, becoming the first SEC receiver to make 100 catches in a season.

RIISING UP THE RANKS

- Franklin began his coaching career as the wide receivers coach at Kutztown (Pa.) University (1995) and was a graduate assistant coach at his alma mater, East Stroudsburg (Pa.) University in 1996, working with the secondary.
- He then was the wide receivers coach at James Madison (1997), a graduate assistant (tight ends) at Washington State in 1998 and the wide receivers coach at Idaho State (1999).
- In 2000, Franklin was named the wide receivers coach at Maryland under head coach Ron Vanderlinden, who would go on to coach the Penn State linebackers from 2001-13.
- Franklin continued in that role under new head coach Ralph Friedgen in 2002 and '03 and helped the Terps to three consecutive 10-win seasons, including an appearance in the 2002 FedEx Orange Bowl. In 2003, Franklin added duties as recruiting coordinator and directed back-to-back recruiting classes ranked in the Top 25 nationally. Franklin and former Nittany Lion head coach Bill O'Brien (running backs) were Maryland assistant coaches in 2003 and '04 under Friedgen.
- After five successful years at Maryland, Franklin was named wide receivers coach on Mike Sherman's Green Bay Packers staff in 2005. During that season, Green Bay ranked third in the NFL in receptions (383) and seventh in receiving yards (3,766). Donald Driver was among the top receivers in the NFL, ranking second in receptions and eighth in receiving yards, with a then-career-high 86 catches for 1,221 yards.
- Franklin served as the offensive coordinator and quarterbacks coach at Kansas State during the 2006-07 seasons under head coach Ron Prince. In 2006, he helped the Wildcats to their first winning season in four years. Franklin coached quarterback Josh Freeman and oversaw an offense that produced a 3,000-yard passer (Freeman), 1,500-yard receiver (All-American wide receiver Jordy Nelson) and 1,000-yard rusher (James Johnson) during the 2007 season, a first in school history. Freeman would go on to become the Wildcats' highest NFL offensive draft pick since 1954 when the Tampa Bay Buccaneers selected him 17th overall in the 2009 NFL Draft.
- Franklin returned to Maryland in 2008 as the Terps' assistant head coach and offensive coordinator. He helped the Terrapins to victories in the 2008 Humanitarian Bowl and the 2010 Military Bowl. The 2010 squad was among the national leaders in scoring offense at 32.2 points per game and was led by ACC Rookie of the Year quarterback Danny O'Brien. He threw for 2,438 yards, 22 touchdowns and only eight interceptions in 2010, with All-ACC receiver Torrey Smith making 67 catches for 1,055 yards and 12 scores.
- In 1998, Franklin began his participation in the NFL's Minority Coaching Fellowship Program, starting with a stint with the Miami Dolphins and working with Hall of Fame quarterback Dan Marino. Franklin also worked with Donovan McNabb of the Philadelphia Eagles (1999) and Minnesota Vikings (2008) in the NFL program.

PLAYING CAREER

- Franklin was a four-year letterman at quarterback and a two-time All-PSAC selection at East Stroudsburg.
- He set seven school records as a senior to earn team MVP honors and was a Harlon Hill Trophy nominee as the NCAA Division II Player of the Year.
- Among the season records he set were for total offense (3,128 yards), passing yards (2,586) and touchdown passes (19).
- Franklin graduated having broken or tied 23 school records.
- Franklin will be inducted into the East Stroudsburg Athletics Hall of Fame Oct. 15, 2016.

PERSONAL

- Franklin graduated from East Stroudsburg in 1995 with a degree in psychology and earned a master's degree in educational leadership from Washington State University.
- Franklin graduated from Neshaminy High School in Langhorne.
- Franklin and his wife, Fumi, have two daughters, Shola and Addison.



@PennStateFBall



PSUfball

2016

PSUnvaled.com

GoPSUsports.com

OPPONENT TRACKER

KENT STATE *kentstatesports.com*
OVERALL: 2-5 **MAC:** 1-2
THIS WEEK: host Ohio
LAST WEEK: L, 14-18, Miami (Ohio)

PITT *pittsburghpanthers.com*
OVERALL: 5-2 **ACC:** 2-1
THIS WEEK: Off
LAST WEEK: W, 45-31, Virginia

TEMPLE *owlsports.com*
OVERALL: 4-3 **AAC:** 2-1
THIS WEEK: host USF (Friday)
LAST WEEK: W, 26-25, UCF

MICHIGAN *mgoblue.com*
OVERALL: 6-0 **B1G:** 3-0 (East)
THIS WEEK: host Illinois
LAST WEEK: Off

MINNESOTA *gophersports.com*
OVERALL: 4-2 **B1G:** 1-2 (West)
THIS WEEK: host Rutgers
LAST WEEK: W, 31-10, at Maryland

MARYLAND *umterps.com*
OVERALL: 4-2 **B1G:** 1-2 (East)
THIS WEEK: host Michigan State
LAST WEEK: L, 10-31, Minnesota

OHIO STATE *ohiostatebuckeyes.com*
OVERALL: 6-0 **B1G:** 3-0 (East)
THIS WEEK: at Penn State
LAST WEEK: W, 30-23 (OT), Wisconsin

PURDUE *purduesports.com*
OVERALL: 3-3 **B1G:** 1-2 (West)
THIS WEEK: at Nebraska
LAST WEEK: L, 35-49, Iowa

IOWA *hawkeyesports.com*
OVERALL: 5-2 **B1G:** 3-1 (West)
THIS WEEK: host Wisconsin
LAST WEEK: W, 49-35, Purdue

INDIANA *iuhoosiers.com*
OVERALL: 3-3 **B1G:** 1-2 (East)
THIS WEEK: at Northwestern
LAST WEEK: L, 22-27, Nebraska

RUTGERS *scarletknights.com*
OVERALL: 2-5 **B1G:** 0-4 (East)
THIS WEEK: at Minnesota
LAST WEEK: L, 7-24, Illinois

MICHIGAN STATE *msuspartans.com*
OVERALL: 2-4 **B1G:** 0-3 (East)
THIS WEEK: at Maryland
LAST WEEK: L, 40-54, Northwestern

NATIONAL POLLS

AP (Week 8)

| | | | |
|-----|------------------|-----|------|
| 1. | Alabama (60) | 7-0 | 1524 |
| 2. | Ohio State | 6-0 | 1457 |
| 3. | Michigan (1) | 6-0 | 1368 |
| 4. | Clemson | 7-0 | 1337 |
| 5. | Washington | 6-0 | 1304 |
| 6. | Texas A&M | 6-0 | 1218 |
| 7. | Louisville | 5-1 | 1168 |
| 8. | Nebraska | 6-0 | 1037 |
| 9. | Baylor | 6-0 | 1021 |
| 10. | Wisconsin | 4-2 | 935 |
| 11. | Houston | 6-1 | 766 |
| 12. | West Virginia | 5-0 | 744 |
| 13. | Florida State | 5-2 | 733 |
| 14. | Boise State | 6-0 | 694 |
| 15. | Florida | 5-1 | 626 |
| 16. | Oklahoma | 4-2 | 612 |
| 17. | Arkansas | 5-2 | 584 |
| 18. | Tennessee | 5-2 | 550 |
| 19. | Utah | 6-1 | 479 |
| 20. | Western Michigan | 7-0 | 285 |
| 21. | Auburn | 4-2 | 277 |
| 22. | North Carolina | 5-2 | 254 |
| 23. | Ole Miss | 3-3 | 188 |
| 24. | Navy | 4-1 | 163 |
| 25. | LSU | 4-2 | 123 |

Others receiving votes: Colorado 110, Miami 69, Oklahoma State 47, Washington State 39, Virginia Tech 38, South Florida 31, Stanford 15, Iowa 7, Arizona State 6, USC 5, NC State 4, San Diego State 3, Pittsburgh 2, TCU 1

USA TODAY/COACHES (Week 8)

| | | | |
|-----|------------------|-----|------|
| 1. | Alabama (61) | 7-0 | 1597 |
| 2. | Ohio State (2) | 6-0 | 1524 |
| 3. | Clemson (1) | 7-0 | 1432 |
| 4. | Michigan | 6-0 | 1413 |
| 5. | Washington | 6-0 | 1366 |
| 6. | Texas A&M | 6-0 | 1287 |
| 7. | Louisville | 5-1 | 1207 |
| 8. | Baylor | 6-0 | 1130 |
| 9. | Nebraska | 6-0 | 1114 |
| 10. | Wisconsin | 4-2 | 874 |
| 11. | Houston | 6-1 | 841 |
| 12. | Florida | 5-1 | 830 |
| 13. | West Virginia | 5-0 | 781 |
| 14. | Boise State | 6-0 | 772 |
| 15. | Florida State | 5-2 | 709 |
| 16. | Oklahoma | 4-2 | 600 |
| 17. | Arkansas | 5-2 | 570 |
| 18. | Utah | 6-1 | 538 |
| 19. | Tennessee | 5-2 | 457 |
| 20. | Western Michigan | 7-0 | 317 |
| 21. | North Carolina | 5-2 | 250 |
| 22. | Ole Miss | 3-3 | 182 |
| 23. | LSU | 4-2 | 176 |
| 24. | Auburn | 4-2 | 156 |
| 25. | Navy | 4-1 | 133 |

Others receiving votes: Colorado 121, South Florida 108, Miami 74, Oklahoma State 51, Washington State 49, Virginia Tech 37, NC State 18, Stanford 16, Memphis 14, San Diego State 13, Troy 10, Pittsburgh 7, TCU 6, Arizona State 6, USC 6, Iowa 4, Appalachian State 2, BYU 1, Tulsa 1

PENN STATE IN THE POLLS

| Date | AP | COACHES |
|--------------------|----|---------|
| Preseason | - | - |
| Week 2 (9/6) | - | - |
| Week 3 (9/11) | - | - |
| Week 4 (9/18) | - | - |
| Week 5 (9/25) | - | - |
| Week 6 (10/2) | - | - |
| Week 7 (10/9) | - | RV |
| Week 8 (10/16) | - | - |
| Week 9 (10/23) | - | - |
| Week 10 (10/30) | - | - |
| Week 11 (11/6) | - | - |
| Week 12 (11/13) | - | - |
| Week 13 (11/20) | - | - |
| Week 14 (11/27) | - | - |
| Week 15 (12/4) | - | - |
| Week 16 (Pre Bowl) | - | - |

COLLEGE FOOTBALL PLAYOFF

In 2016, the College Football Playoff Selection Committee will issue its first rankings on Tuesday, November 1. The dates for the rankings are as follows:

- November 1
- November 8
- November 15
- November 22
- November 29
- December 4 (Selection Day and Playoff Semifinal teams announced)

Home Game

Away Game

SERIES NOTES

HEAD COACH URBAN MEYER

- Urban Meyer is in his fifth season as the Ohio State head coach. Meyer began his coaching career as the tight ends coach for the Buckeyes in 1986.
- Other head coaching stops have included Bowling Green (2001-02), Utah (2003-04) and Florida (2005-10).
- This will be Meyer's sixth match up against Penn State, as his Florida team beat the Nittany Lions in the 2011 Outback Bowl, 37-24.
- He has won three National Championships, guiding Florida in 2006 and 2008, and Ohio State in 2014.
- Meyer was an ESPN analyst for Penn State's home game with Iowa on Oct. 8, 2011.
- He is a 1986 graduate of the University of Cincinnati.

SCOUTING THE BUCKEYES

- No. 2 Ohio State is 6-0 overall and 3-0 in the Big Ten.
- The Buckeyes are coming off a primetime, overtime win on the road over then-No. 8 Wisconsin.
- The win extended Ohio State's road win streak to 20 games, the longest active streak in the nation. The Buckeyes have yet to lose a road game under head coach Urban Meyer.
- The Buckeyes surrendered their first rushing touchdown of the year with 7:54 remaining in the fourth quarter against Wisconsin.
- Ohio State is among the Big Ten leaders in all three phases of the game.
- Ohio State enters the game averaging 49.3 points per game (fourth in FBS) and allowing just 12.8 points per game (third in FBS). Both figures rank second in the Big Ten.
- The Buckeyes rank fourth in the nation and tops in the Big Ten averaging 300.5 yards rushing per game.
- Ohio State has allowed an average of just 2.7 tackles for loss per game to rank second in FBS, while Penn State ranks sixth in the nation for tackles for loss averaging 8.7.
- Mike Weber (102.0), Curtis Samuel (76.0) and J.T. Barrett (72.3) all rank in the Top 12 in the Big Ten for rushing yards per game.
- Malik Hooker leads the Big Ten with four interceptions.

TOP PERFORMANCES - PENN STATE

Rushing

| | |
|----------------|----------------------------|
| Saquon Barkley | 26 for 194 yds (*15) |
| Eric McCoo | 22 for 211 yds (*99) |
| Curtis Enis | 23 for 211 yds, 1 TD (*97) |

Passing

| | |
|----------------------|-------------------------------|
| Christian Hackenberg | 31-of-49, 224 yds, 1 TD (*14) |
| Matt McGloin | 27-of-45, 327 yds, 2 TD (*12) |
| Zack Mills | 17-of-32, 280 yds, 2 TD (*01) |
| Kerry Collins | 19-of-23, 265 yds (*94) |

Receiving

| | |
|------------------|----------------------------|
| DaeSean Hamilton | 14 for 126 yds (*14) |
| Allen Robinson | 12 for 173 yds, 1 TD (*13) |
| Graham Zug | 7 for 96 yds (*09) |
| Bobby Engram | 6 for 102 yds, 1 TD (*94) |

TOP PERFORMANCES - OHIO STATE

Rushing

| | |
|-----------------|----------------------------|
| Ezekiel Elliott | 27 for 153 yds, 1 TD (*15) |
| J.T. Barrett | 11 for 106 yds, 2 TD (*15) |
| Ezekiel Elliott | 26 for 119 yds, 1 TD (*14) |
| J.T. Barrett | 20 for 75 yds, 2 TD (*14) |
| Braxton Miller | 25 for 134 yds, 2 TD (*12) |
| Dan Herron | 21 for 190 yds, 1 TD (*10) |
| Jeff Logan | 25 for 160 yds (*76) |

Passing

| | |
|--------------|-------------------------------|
| Joe Germaine | 29-of-43, 378 yds, 2 TD (*97) |
|--------------|-------------------------------|

Receiving

| | |
|--------------|----------------------------|
| David Boston | 14 for 153 yds, 1 TD (*97) |
| Terry Glenn | 9 for 175 yds, 2 TD (*95) |

SERIES RECORD

Penn State and Ohio State first met in 1912 and met a total of eight times before Penn State joined the Big Ten for the 1993 season. The two teams have met annually since. The Buckeyes have taken a 18-13 lead in the series after winning the last four contests.

| Year | Site | Result |
|------|------|-------------------------|
| 1912 | Away | Penn State, 37-0 |
| 1956 | Away | Penn State, 7-6 |
| 1963 | Away | Penn State, 10-7 |
| 1964 | Away | Penn State, 27-0 |
| 1975 | Away | Ohio State, 17-9 |
| 1976 | Home | Ohio State, 12-7 |
| 1978 | Away | Penn State, 19-0 |
| 1980 | Away | Penn State, 31-19 |
| 1993 | Away | Ohio State, 24-6 |
| 1994 | Home | Penn State, 63-14 |
| 1995 | Home | Ohio State, 28-25 |
| 1996 | Away | Ohio State, 38-7 |
| 1997 | Home | Penn State 31-27 |
| 1998 | Away | Ohio State, 28-9 |
| 1999 | Home | Penn State, 23-10 |
| 2000 | Away | Ohio State, 45-6 |
| 2001 | Home | Penn State, 29-27 |
| 2002 | Away | Ohio State, 13-7 |
| 2003 | Home | Ohio State, 21-20 |
| 2004 | Away | Ohio State, 21-10 |
| 2005 | Home | Penn State, 17-10 |
| 2006 | Away | Ohio State, 28-6 |
| 2007 | Home | Ohio State, 37-17 |
| 2008 | Away | Penn State, 13-6 |
| 2009 | Home | Ohio State, 24-7 |
| 2010 | Away | Ohio State, 34-14 |
| 2011 | Away | Penn State, 20-14 |
| 2012 | Home | Ohio State, 35-23 |
| 2013 | Away | Ohio State, 63-14 |
| 2014 | Home | Ohio State, 31-24 (2OT) |
| 2015 | Away | Ohio State, 38-10 |

LAST MEETING

BARKLEY'S BREAKOUT GAME NOT ENOUGH AT NO. 1 OHIO STATE, 38-10

Saquon Barkley rushed for 194 yards in his return from injury, but the Nittany Lions were unable to hold on to an early lead against No. 1 Ohio State, as the Buckeyes won, 38-10, in Ohio Stadium.

Penn State assembled a six-play, 61-yard field goal drive on its first possession and forced punts on Ohio State's first three drives to hold a 3-0 lead after the first quarter. Barkley led all rushers with 194 yards on 26 carries, including a career-long 56-yard rush. Barkley also had a 44-yard touchdown run in the first quarter nullified by a penalty.

Ezekiel Elliott and J.T. Barrett both broke 100 yards on the ground to lead Ohio State's offense. Elliot totaled 153 yards on 27 carries with a touchdown, while Barrett amassed 102 yards and two touchdowns on 11 carries, while completing all four passing attempts for 30 yards and two more touchdowns. Six different rushers ultimately totaled 315 yards.

Trailing 21-3 after halftime, the Nittany Lions would fight back into the game at the start of the second half, as they covered 78 yards on just three plays for a touchdown. Quarterback Christian Hackenberg threw a 56-yard pass to Chris Godwin to flip the field from the Penn State 22 to the Ohio State 22 on the first play, and then Barkley rushed for 14 yards to the 8, setting up a quick strike to DaeSean Hamilton along the right sideline, on which he broke tackles and leapt into the end zone to reduce Ohio State's lead to 21-10.

The score would prove to be the only one of the quarter and Penn State's last. Ohio State would score on each of three drives in the fourth quarter to put the game out of reach, kicking a 39-yard field goal with 12:54 remaining before J.T. Barrett completed touchdown passes to Braxton Miller (6:25 remaining) and Michael Thomas (4:14).



TEAM STATISTICS

| | PSU | OSU |
|---------------------|--------|---------|
| First Downs | 14 | 25 |
| Rushing Yards | 195 | 315 |
| Passing Yards | 120 | 114 |
| Passing (C-A-Int) | 7-13-0 | 13-19-0 |
| Total Offense | 315 | 429 |
| Plays | 53 | 69 |
| Fumbles (#-Lost) | 2-1 | 1-0 |
| Penalties (#-Yards) | 3-22 | 5-70 |
| Possession Time | 27:40 | 32:20 |
| 3rd Down Conv. | 1-11 | 5-11 |
| Red-Zone | 3-3 | 1-1 |
| Touchdowns | 1 | 5 |
| Field Goals | 1 | 1 |

GAME LEADERS

* Top performers from each school based on yardage.

PENN STATE

Rushing

| | |
|----------------|----------------|
| Saquon Barkley | 26 for 194 yds |
| Akeel Lynch | 4 for 14 yds |

Passing

| | |
|----------------------|---------------------|
| Christian Hackenberg | 7-of-13 for 120 yds |
| | 1 TD/0 INT |

Receiving

| | |
|------------------|---------------|
| Chris Godwin | 3 for 103 yds |
| DaeSean Hamilton | 2 for 13 yds |

Tackles (U-A-Total)

| | |
|--------------|-------|
| Jordan Lucas | 4-5-9 |
| Carl Nassib | 4-4-8 |

OHIO

Rushing

| | |
|-----------------|----------------------|
| Ezekiel Elliott | 27 for 153 yds, 1 TD |
| J.T. Barrett | 11 for 102 yds, 2 TD |

Passing

| | |
|---------------|--------------------|
| Cardale Jones | 9-of-15 for 84 yds |
| | 0 TD/0 INT |

Receiving

| | |
|----------------|--------------|
| Braxton Miller | 4 for 33 yds |
| Ezekiel Elliot | 4 for 21 yds |

Tackles (U-A-Total)

| | |
|---------------|-------|
| Joey Bosa | 5-2-7 |
| Gareon Conley | 5-2-7 |

OTHER

| | |
|--------------|------------------|
| Date | Oct 17, 2015 |
| Location | Columbus, Ohio |
| Stadium | Ohio Stadium |
| Attendance | 108,423 |
| Time of Game | 3:16 |
| Penn State | 5-2, 2-1 Big Ten |
| Ohio State | 7-0, 3-0 Big Ten |

RECORD BREAKDOWN

| | |
|---|-----|
| Overall Record | 4-2 |
| Day Games | 4-2 |
| Night Games (6 p.m. or later) | 0-0 |
| TV Games | 0-0 |
| ABC | 0-1 |
| BTN | 4-0 |
| ESPN | 0-1 |
| Scoring First | 2-0 |
| Opponent Scoring First | 2-2 |
| Leading at the Half | 3-0 |
| Trailing at the Half | 1-2 |
| Tied at the Half | 0-0 |
| Leading after Third Qtr. | 4-0 |
| Trailing after Third Qtr. | 0-2 |
| Tied after Third Qtr. | 0-0 |
| Overtime Games | 1-0 |
| Scoring less than 20 pts. | 0-1 |
| Scoring 20-29 points | 1-0 |
| Scoring 30-39 Points | 3-1 |
| Scoring 40+ Points | 0-0 |
| Allowing 10 points or less | 0-0 |
| Allowing 11-20 points | 2-0 |
| Allowing 21-30 points | 2-0 |
| Allowing 31+ points | 0-2 |
| Rushing for less than 100 yds. | 0-1 |
| Rushing for 100-199 yds | 3-1 |
| Rushing for 200-299 yds | 0-0 |
| Rushing for 300+ yds | 1-0 |
| Passing for less than 200 yds. | 1-1 |
| Passing for 200-299 yds. | 2-0 |
| Passing for 300-399 yds. | 1-1 |
| Passing for 400+ yds | 0-0 |
| Totalling less than 300 yds total offense | 0-1 |
| 300-399 yds of total offense | 1-0 |
| 400-499 yds of total offense | 2-1 |
| 500+ yds of total offense | 1-0 |
| Allowing less than 100 yds rushing | 1-0 |
| Allowing more than 100 yds rushing | 3-2 |
| Allowing less than 300 yds total offense | 2-0 |
| Allowing 300+ yds total offense | 2-2 |
| Having a 100-yd rusher | 2-0 |
| Having two 100-yd rushers | 0-0 |
| Not having a 100-yd rusher | 2-2 |
| Opp. having a 100-yd rusher | 1-2 |
| No turnovers | 1-0 |
| 1-3 turnovers | 2-1 |
| 3+ turnovers | 1-1 |
| No takeaways | 0-1 |
| 1 or 2 takeaways | 3-1 |
| 3 or more takeaways | 1-0 |
| More than 30:00 of possession | 1-0 |
| Less than 30:00 of possession | 3-2 |

PENN STATE'S WINS VS. LOSSES (AVG.)

| | Wins | Losses |
|-----------------------|-------|--------|
| Points Scored | 33.5 | 24.5 |
| First Downs | 21.8 | 16 |
| Total Offense | 438.0 | 298.5 |
| Rushing Yards | 192.2 | 72.0 |
| Passing Yards | 245.8 | 226.5 |
| Time of Possession | 28:27 | 24:21 |
| 3rd Down Conv. Pct. | 31% | 18% |
| Points Allowed | 20.0 | 45.5 |
| Total Offense Allowed | 335.5 | 473.5 |
| Rushing Yds Allowed | 192.2 | 333.5 |
| Passing Yds Allowed | 245.8 | 140.0 |

OHIO STATE NOTES

HOME IN HAPPY VALLEY

- The Nittany Lions have spent October in Happy Valley, playing their longest stretch of home games this season and the longest since Penn State played five in a row at home early last season.
- A three-game homestand began with an overtime win over Minnesota (Oct. 1) and continued with a win over Maryland (Oct. 8) and an off-week.
- Penn State is 4-0 at home this year and for the 23rd time in Beaver Stadium history. It is just the fifth time since 2000 (2005, 2007, 2008, 2015), but the second time in as many years. The Nittany Lions started 6-0 at home last season.
- Dating back to last season, Penn State has won 10 out of its last 11 home games.
- Penn State will travel for the first time in more than a month next week to play at Purdue (Oct. 29). The Nittany Lions have two home games remaining: Iowa (Nov. 5) and Michigan State (Nov. 26).

1986 NATIONAL CHAMPIONSHIP REUNION

- Penn State will celebrate the 30th anniversary of its 1986 National Championship, honoring the squad at halftime.
- Penn State went 12-0 and defeated No. 1 Miami, 14-10, in the Fiesta Bowl for its second National Championship in four years.
- The Penn State defense weathered a four-down goal line stand in the last minute of play, ultimately sacking Heisman Trophy winner Vinny Testaverde for the fifth time to seal the win. Testaverde was also picked off five times.
- More than 70 million people watched the thrilling primetime telecast on NBC, breaking the previous record for a college football telecast.
- The 1986 team produced many Penn State household names, including team captains Shane Conlan, John Shaffer, Bob White and Steve Smith. The squad also produced four All-Americans, as linebacker Conlan, tackle Chris Conlin, running back D.J. Dozier and defensive tackle Tim Johnson all were honored.
- A program-record 13 Nittany Lions were selected in the 1987 NFL Draft, led by first round picks Conlan (Buffalo) and Dozier (Minnesota).

STORIED PROGRAMS MEET ON GRIDIRON

- Penn State and Ohio State both rank among the top-10 programs in winning percentage and total victories in NCAA history.
- Four of the top-12 winningest programs in NCAA history are from the Big Ten.
- Penn State sits No. 8 in all-time victories (860) and No. 10 in winning percentage (.685).
- Ohio State sits at No. 5 with 881 victories and No. 4 with an all-time winning percentage of .724.
- The Nittany Lions and Buckeyes are also among the most ranked teams in NCAA history, according to the AP poll (since 1936).
- Ohio State has spent 102 weeks ranked No. 1 in the AP Poll (1st all-time) and Penn State has earned the No. 1 ranking by the AP on 21 occasions (T-15th all-time). (Not including preseason rankings)
- Penn State's 589 weeks ranked among the AP Top-25 rank ninth all-time, while Ohio State's 858 weeks are the most in NCAA history.

AP Poll statistics are since 1936.

PENN STATE-OHIO STATE CONNECTIONS

- Penn State junior P **Daniel Pasquariello** and Ohio State graduate student P Cameron Johnston both trained with Prokock Australia.
- Penn State freshman OL **Alex Gellerstedt** and Ohio State DB C.J. Saunders played at Coffman H.S.
- Ohio State associate head coach and defensive coordinator Greg Schiano was a graduate assistant at Penn State in 1990 and went on to coach the Nittany Lion defensive backfield from 1991-95.
- Ohio State assistant head coach and defensive line coach Larry Johnson coached 18 seasons at Penn State serving four years as a defensive ends and special teams coordinator and 13 years as a defensive line coach.

PLAYING UNBEATENS

- Penn State is playing its fourth straight unbeaten opponent.
- Kent State (0-0), Pitt (1-0), Temple (1-1), Michigan (3-0), Minnesota (3-0), Maryland (4-0) and Ohio State (6-0) have a combined 18-1 record prior to playing PSU.
- In its last two games, Penn State gave Minnesota and Maryland their first losses of the season.

TOP-FIVE TEAMS

- No. 2 Ohio State is the second top-five ranked team Penn State is facing this season. The Nittany Lions faced then No. 4/5 Michigan on Sept. 24.
- The last time Penn State faced multiple top-five teams was 2006 when it met No. 4 Notre Dame, No. 1 Ohio State and No. 4 Michigan.
- Prior to 2006, Penn State had not faced multiple top-five teams during the regular season since 1983.

LIONS UNDER THE LIGHTS

After playing two games at night in 2015, Penn State will play at least three this season.

- Penn State and Ohio State are scheduled for their eighth primetime clash since 2005 and will be in primetime for a fifth consecutive year.
- This year marks the ninth time since 2000 that Penn State will play multiple night games in the same season (Ohio State, Iowa, at Rutgers).
- The game against Iowa (Nov. 5) will be Penn State's first nighttime regular season game in November since Nov. 14, 1987 at Pitt, and the game against Rutgers (Nov. 19) will be the latest regular season night game since Nov. 23, 1985 at Pitt.
- It will be the first time Penn State has played two primetime games in November.
- This season marks the 16th consecutive Penn State will play at least one regular season night game.
- Penn State has a 42-29 record in night games, going 10-10 at home, 20-12 on the road, 1-1 at regular season neutral sites and 11-6 in bowl games.
- The Lions' night games over the past 15 seasons include: Ohio State and Rutgers (2015), Boston College (Pinstripe Bowl), Ohio State, Michigan and Rutgers (2014); Ohio State, Michigan and UCF (2013); Iowa and Ohio State (2012); Northwestern (2011); Alabama, Iowa and Michigan (2010); Iowa (2009); Illinois, Wisconsin and Ohio State (2008); Notre Dame, Ohio State and Texas A&M (2007), Michigan (2006), Illinois, Ohio State and Florida State (2005), Minnesota and Boston College (2004), Nebraska (2002 and '03), Miami (Fla.) (2001) and Indiana (2000).
- On Oct. 12, 2013, the Nittany Lions claimed the longest game in Big Ten history when they edged Michigan under the lights, 43-40, in front of a sellout Beaver Stadium crowd of 107,844 on Homecoming.
- The first night game in Beaver Stadium was Sept. 6, 1986, a 45-15 season-opening win over Temple.

COMING OFF A BYE

- Penn State has a 15-14 record after a bye week since starting Big Ten competition in 1993.
- The Nittany Lions are looking to end an 0-5 skid following bye weeks and earn their first win since 2012.
- Last season, the Nov. 14 bye was the latest first-bye date for the Lions since 1958. They played Michigan following the off week and suffered a 28-16 setback.
- The Nittany Lions had two bye weeks in 2013 and 2014.
- Penn State fell at Michigan (18-13) following its first bye week of 2014, and fell, at home to No. 13 Ohio State, 31-24 in double overtime following its second.
- The Lions fell at Indiana (44-24) on Oct. 5 and at No. 4 Ohio State (63-14) on Oct. 26 during the 2013 season.
- Penn State won at Iowa in 2012 following their only bye week during that season.

NITTANY LIONS FROM OHIO

- OL **Alex Gellerstedt** – Dublin/Dublin Coffman
- CB **T.J. Johnson** – Cleveland/Euclid
- DT **Antonio Shelton** – Westerville/Westerville-North
- T **Chance Sorrell** – Middletown/Middletown



@PennStateFBall



PSUFBall

2016

PSUnvaled.com

GoPSUsports.com

RIVALRY RENEWED

Penn State has many long and storied rivalries on the gridiron. The Nittany Lions have played 19 teams 20 or more times in the 130-year history of the program.

- Penn State owns a winning record against 15 of the 19 teams that they have met 20 or more times.
- Eight of the 19 teams are on the 2016 schedule; including Pitt (97 meetings), Temple (44), Michigan (20), Maryland (37), Ohio State (31), Iowa (25), Rutgers (25) and Michigan State (30).
- Since 2012, Penn State has played or has a future meeting scheduled meeting with 11 of the 18 teams (all of the FBS teams except Navy). Those opponents include: Army (2015), Illinois (2014-15, '18), Iowa (2016-18), Pitt (2016-19), Syracuse (2012), Temple (2014-16) and West Virginia (2023-24), while the Lions will meet yearly with Big Ten East Division opponents Maryland, Michigan, Michigan State, Ohio State and Rutgers.
- Thirteen of the 18 programs are currently members of NCAA Division I FBS. Bucknell, Lehigh and Penn are in NCAA Division I FCS, while Gettysburg and Lebanon Valley are Division III programs.
- Michigan (Sept. 24) became the 19th team Penn State has played at least 20 times.
- Indiana (Nov. 12) is set to become the 20th team Penn State has played 20 or more times. The Nittany Lions own an 18-1 record over the Hoosiers.

| Team | Meetings | Record |
|-------------------------|-----------|----------------|
| Pitt | 97 | 50-43-4 |
| Syracuse | 71 | 43-23-5 |
| West Virginia | 59 | 48-9-2 |
| Penn ^ | 47 | 18-25-4 |
| Temple | 45 | 40-4-1 |
| Maryland * | 40 | 37-1 |
| Bucknell ^ | 38 | 28-10 |
| Navy | 38 | 19-17-2 |
| Ohio State * | 31 | 13-18 |
| Michigan State * | 30 | 14-15-1 |
| Gettysburg ^ | 28 | 27-0-1 |
| Rutgers * | 26 | 24-2 |
| Army | 26 | 14-10-2 |
| Iowa * | 25 | 13-12 |
| Boston College | 24 | 20-4 |
| Lehigh ^ | 23 | 16-6-1 |
| Illinois * | 22 | 18-5 |
| Lebanon Valley ^ | 20 | 20-0 |
| Michigan * | 20 | 7-13 |
| ... | | |
| Indiana * | 19 | 18-1 |

* - Current Big Ten team | ^ - Current Non-FBS university

COLLECTING HARDWARE

- Penn State sophomore running back **Saquon Barkley** and junior linebacker **Brandon Smith** were selected as the Big Ten Offensive and Defensive Player of the Week, respectively, after outstanding performances in the win over Maryland.
- It was the second-straight week a Nittany Lion won defensive accolades, as safety **Marcus Allen** claimed the Oct. 3 Big Ten Co-Defensive Player of the Week.
- The last time the Nittany Lions had both the Big Ten Offensive and Defensive Player of the Week was in 2009 when Daryll Clark and NaVorro Bowman won the awards after the Michigan State game.

INJURY BUG HITS LINEBACKER U

- Penn State's linebackers have had a tough go early in the season. For the past three games (at Michigan, Minnesota, Maryland), Penn State has been without its starting linebacker trio of **Jason Cabinda**, **Nyeem Wartman-White** and **Brandon Bell** due to injuries.
- Wartman-White is out for the season due to an injury suffered in the third game of the season.
- The trio owned a combined 63 career starts, while their replacements, sophomores **Manny Bowen** (2 starts) and **Jake Cooper** (2 starts) and junior **Brandon Smith**, had just four combined career starts entering the Michigan game. Three of Bowen and Cooper's starts came in the previous two weeks.
- Penn State again had just four career starts amongst its linebackers entering the Minnesota game, as Bowen (3) and Smith (1) were joined by **Cam Brown**, who made his first career start.
- Smith was disqualified on the first play of the second quarter at Michigan due to a targeting penalty, and his replacement, **Jan Johnson**, then suffered a season-ending injury later in the quarter. It was Johnson's first career game. The targeting call was later announced as incorrect by the Big Ten.
- The five linebackers have missed a combined 16.5 games in the first six weeks.
 - Jason Cabinda - 5 games
 - Brandon Bell - 4.5 games
 - Nyeem Wartman-White - 3.75 games
 - Brandon Smith - 0.75 game
 - Jan Johnson - 2.5 games
- Bell was Penn State's leading tackler through the first two games.
- Cabinda and Wartman-White were both named to the 2016 Butkus Award Watch List prior to the season. The award, named in honor of legendary linebacker Dick Butkus, annually recognizes the nation's top collegiate linebacker.
- Cabinda and Wartman-White entered the season vying to become the first Nittany Lion to earn the honor since Paul Posluszny in 2005. LaVar Arrington also won the award in 1999, and five have previously been named finalists: Shane Conlan (1986), Andre Collins (1989), Brandon Short (1999), Posluszny (2006) and Dan Connor (2007).
- Cabinda garnered All-Big Ten honorable mention accolades and was an ECAC first team All-Star as a sophomore. Starting all 13 games, Cabinda led the team and was 15th in the Big Ten with 7.7 tackles per game. He had three games with 10 or more tackles last season after entering 2015 with a career high of eight tackles during his freshman season in 2014.
- Wartman-White had a strong return after missing nearly all of the 2015 season with an injury. He had 14 tackles, including 3.5 tackles for loss and a half-sack. He also had two pass breakups.
- In 2014, Wartman-White ended the season as the team's second-leading tackler behind All-American Mike Hull. His 75 tackles in 2014 more than doubled his previous career high, with his 6.2 stops per game ranking 28th in the conference. He grabbed his first career interception at Indiana in 2014, helping secure the Nittany Lions victory, and added 3.5 TFLs.

WINNINGEST PROGRAMS

In its 130th season of varsity football, Penn State has posted 860 victories to rank No. 8 in the nation. The Lions' success is not solely due to longevity though, as Penn State also ranks in the Top 10 in all-time winning percentage.

As of Oct. 16, 2016.

TOTAL VICTORIES

| | | |
|----------------------------|----------------|------------|
| 1. Michigan (137) | Big Ten | 931 |
| 2. Notre Dame (128) | Independent | 901 |
| 3. Texas (128) | Big 12 | 889 |
| 4. Nebraska (127) | Big Ten | 886 |
| 5. Ohio State (127) | Big Ten | 881 |
| 6. Alabama (122) | SEC | 871 |
| 7. Oklahoma (122) | Big 12 | 865 |
| 8. PENN STATE (130) | Big Ten | 860 |
| 9. Tennessee (120) | SEC | 825 |
| 10. USC (123) | Pac-12 | 815 |

WINNING PERCENTAGE (YEARS - MIN 25 IN D1)

| | | |
|-----------------------------|----------------|-------------|
| 1. Notre Dame (128) | Independent | .7312 |
| 2. Michigan (137) | Big Ten | .7311 |
| 3. Boise State (49) | Mountain West | .726 |
| 4. Ohio State (127) | Big Ten | .724 |
| 5. Alabama (122) | SEC | .7198 |
| 6. Oklahoma (122) | Big 12 | .7195 |
| 7. Texas (124) | Big 12 | .709 |
| 8. Nebraska (127) | Big Ten | .700 |
| 9. USC (123) | Pac-12 | .699 |
| 10. PENN STATE (130) | Big Ten | .685 |
| 11. Tennessee (120) | SEC | .681 |
| 12. Florida State (70) | ACC | .680 |
| 13. LSU (123) | SEC | .650 |
| 14. Georgia (123) | SEC | .649 |
| 15. Georgia Southern (53) | Sun Belt | .648 |

THE ALL-TIME AP COLLEGE FOOTBALL POLL

The Associated Press released its "All-Time AP Poll" this summer. Its formula counted poll appearances (1 point), No. 1 rankings (2 points) and AP championships (10 points). The first poll was in 1936. Entering 2016, Penn State has been ranked 589 times (53.4% of all polls), have been voted No. 1 19 times and won two AP National Championships.

| | | |
|-----------------------|----------------|------------|
| 1. Ohio State | Big Ten | 1,112 |
| 2. Oklahoma | Big 12 | 1,055 |
| 3. Notre Dame | Independent | 1,042 |
| 4. Alabama | SEC | 993 |
| 5. USC | Pac-12 | 974 |
| 6. Nebraska | Big Ten | 901 |
| 7. Michigan | Big Ten | 894 |
| 8. Texas | Big 12 | 822 |
| 9. Florida State | ACC | 714 |
| 10. Florida | SEC | 674 |
| 11. LSU | SEC | 655 |
| 12. PENN STATE | Big Ten | 647 |
| 13. Miami | ACC | 642 |
| 14. Tennessee | SEC | 624 |
| 15. Georgia | SEC | 572 |
| 16. Auburn | SEC | 570 |
| 17. UCLA | Pac-12 | 535 |
| 18. Texas A&M | SEC | 477 |
| 19. Michigan State | Big Ten | 443 |
| 20. Washington | Pac-12 | 430 |
| 21. Arkansas | SEC | 412 |
| 22. Clemson | ACC | 411 |
| 23. Pittsburgh | ACC | 356 |
| 24. Wisconsin | Big Ten | 336 |
| 25. Iowa | Big Ten | 329 |

AT THE START

| Opponent | Coin Toss | Choice | PSU 1st Drive | Opponent 1st Drive | Game Captains |
|----------------|-----------|----------------------|---------------|--------------------|--------------------------------------|
| KENT STATE | KSU won | Defer - PSU received | 3-and-out | 3-and-out | Brandon Bell, Brian Gaia, Von Walker |
| at Pittsburgh | PSU won | Receive | Punt | Touchdown | Brandon Bell, Brian Gaia, Von Walker |
| TEMPLE | TEM won | Defer - PSU received | Punt | 3-and-out | Brian Gaia, Von Walker |
| at Michigan | U-M won | Defer - PSU received | 3-and-out | Touchdown | Brian Gaia, Von Walker |
| MINNESOTA | MINN won | Receive | Punt | Punt | Brian Gaia, Nick Scott, Von Walker |
| MARYLAND | UMD won | Defer - PSU received | Touchdown | Punt | Marcus Allen, Brian Gaia, Von Walker |
| OHIO STATE | | | | | |
| at Purdue | | | | | |
| IOWA | | | | | |
| at Indiana | | | | | |
| at Rutgers | | | | | |
| MICHIGAN STATE | | | | | |



@PennStateFBall



PSUFBall

2016

PSUnvaled.com

GoPSUsports.com

HONORS & AWARDS

MARCUS ALLEN, SAFETY

Big Ten Co-Defensive Player of the Week (Oct. 3)
Big Ten Rose Bowl Game Player of the Week (Oct. 3)

SAQUON BARKLEY, RUNNING BACK

Big Ten Offensive Player of the Week (Oct. 10)
Maxwell Award Preseason Watch List (Nat'l Player of the Year)
Doak Walker Award Preseason Watch List (Top RB)
Rotary Lombardi Preseason Watch List (Top Skill & Discipline)
Big Ten Preseason Honors List
Dante Hall Watch List (Top Off./ST Player under 6-0)

JASON CABINDA, LINEBACKER

Bednarik Award Preseason Watch List (Nat'l Def. Player of the Year)
Butkus Award Preseason Watch List (Top LB)
Lott IMPACT Trophy Watch List (Def. Player of the Year on and off the field)

TYLER DAVIS, KICKER

Lou Groza National Collegiate Place Kicker Award "Stars of the Week" (Oct. 3)

MIKE GESICKI, TIGHT END

Mackey Award Midseason Watch List (Top TE)
Mackey Award Preseason Watch List (Top TE)

CHRIS GODWIN, WIDE RECEIVER

Maxwell Award Preseason Watch List (Nat'l Player of the Year)
Biletnikoff Award Preseason Watch List (Top WR)

BRENDAN MAHON, TACKLE

PFF Team of the Week, Offensive Tackle (Oct. 5)

BRANDON SMITH, LINEBACKER

Big Ten Defensive Player of the Week (Oct. 10)

NYEEM WARTMAN-WHITE, LINEBACKER

Butkus Award Preseason Watch List (Top LB)

TYLER YAZUJIAN, SNAPPER

Campbell Trophy Semifinalist (Top Scholar-Athlete)

ELUSIVE BARKLEY

- According to *College Football Focus*, **Saquon Barkley** is among the most difficult running backs to bring down in the country.
- Barkley is fourth in the nation so far this season with 31 missed tackles on rushes.
- Barkley is seventh in FBS in elusive rating (among RBs that have played 50 percent of team's snaps) with a 94.4 mark. The elusive grading attempts to distill the impact of a runner with the ball independently of the blocking in front of him by looking at how hard he is to bring down.
- Last season, Barkley eluded 60 tackles on rushes and had an elusive rating of 126.7.
- The sophomore is also fifth in FBS in breakaway percentage, which is the percent of runs that are of 15 or more yards, with a 51.9 mark.
- Barkley is averaging 3.78 yards after contact, which is tied for ninth in FBS.
- Barkley has also shown improvement in his pass blocking game, ranking 24th in FBS with a 94.9 pass blocking efficiency rating.

OUT FOR THE SEASON

- Three Nittany Lions have suffered season ending injuries this season. Two were veteran starters.
- Senior LB **Nyeem Wartman-White** was injured during the Temple game. He missed nearly the entire 2015 season with an injury suffered in the opener against the Owls.
- Redshirt freshman **Jan Johnson** was injured at Michigan in his first collegiate football action.
- Junior T **Andrew Nelson** suffered a season-ending injury against Maryland. Nelson had started eight consecutive games.

PENN STATE VS. BIG TEN

- Penn State owns a 193-99-3 mark against Big Ten Conference teams since the Nittany Lions first opposed Ohio State in 1912.
- The Nittany Lions began play as a member of the Big Ten Conference in 1993 and have a 115-72 mark.
- Prior to joining the conference, Penn State played 107 games vs. the current Big Ten alignment and was 79-25-3 in those games.

| Opponent | Record | 1st Meeting | Last Meeting |
|-----------------------|----------------|-------------|--------------|
| Illinois | 18-5 | 1954 | 2015 |
| Indiana | 18-1 | 1993 | 2015 |
| Iowa | 13-12 | 1930 | 2012 |
| Maryland | 37-2-1 | 1917 | 2016 |
| Michigan | 7-13 | 1993 | 2014 |
| Michigan State | 14-15-1 | 1914 | 2014 |
| Minnesota | 9-5 | 1993 | 2016 |
| Nebraska | 7-9 | 1920 | 2013 |
| Northwestern | 13-6 | 1993 | 2015 |
| Ohio State | 13-18 | 1912 | 2015 |
| Purdue | 13-3-1 | 1951 | 2013 |
| Rutgers | 24-2 | 1918 | 2015 |
| Wisconsin | 8-9 | 1953 | 2013 |

SLOWING THE TERPS

- Penn State allowed a season-low 11 first downs to Maryland, its fewest allowed in a Big Ten game since holding Minnesota to seven in 2009.
- Penn State held Maryland well below its season averages entering the game. The Terps were averaging 43.2 points per game, while allowing just 14.5. They rushed for an average of 300 yards in the first four games before being held to 170 rushing yards and 270 yards of total offense (466.2 average).
- The 100 yards passing allowed were the fewest in a Big Ten game since giving up 68 at Indiana in 2014.

OFFENSE GETS ROLLING

- Penn State's 524 yards of total offense against Maryland were the most since posting 574 against Eastern Michigan in 2013 and the most in a Big Ten game since having 546 yards against Indiana in 2012.
- It was the first game with 500 or more yards since the 2014 season opener vs. UCF (511).
- The Nittany Lions ran for 372 yards vs. Maryland, its fourth-most rushing yards in a game in the last 20 years. It is the most in a game since producing 389 vs. Youngstown State in 2006.
- The rushing yard total was the most in an FBS and Big Ten game since piling up 390 yards vs. Michigan State in 2002.
- The 62 rushing attempts were the most in a Big Ten game for Penn State, while the 372 yards rank No. 3 on the Nittany Lions' Big Ten ledger.
- The Nittany Lions scored on the first possession of the game, a 5-yard pass from **Trace McSorley** to **Mike Gesicki**. It was the first touchdown on the opening possession for the Nittany Lions since playing at Illinois in 2014.

CLAMPING DOWN

- Penn State has allowed a total of 21 third-quarter points through six games this season, an average of 3.5 points in the third stanza.
- Just 65 of the 171 points allowed by Penn State have been after halftime.
- Penn State has shut out two teams in the second half this season, Kent State and Maryland.

McSORLEY BECOMES GROUND THREAT

- After totaling just 32 yards rushing and one rushing touchdown in the first four games this season, QB **Trace McSorley** has rushed for 154 yards and two touchdowns combined in the last two games.
- Against Maryland, McSorley had a career-high 81 rushing yards on 18 attempts, the most rushing yards by a Penn State quarterback since Daryll Clark had 83 against Illinois in 2009. His previous high of 73 yards came the previous week vs. Minnesota.
- McSorley's 73 rushing yards on only eight attempts against Minnesota led the team. The last Penn State quarterback to lead the team in rushing was Michael Robinson at Michigan State on Nov. 19, 2005. Robinson had 90 yards on 13 carries with one touchdown run against the Spartans.

McSORLEY AT THE HELM

- Sophomore quarterback **Trace McSorley** is third in the Big Ten in passing yards with 1,436 in his first season as the starting quarterback.
See National Nits on Page 13.
- McSorley threw one touchdown pass against Maryland, moving his touchdown pass streak to seven straight games with at least one scoring strike.
- The last Penn State quarterback to throw a touchdown pass in seven or more consecutive games was Christian Hackenberg, who posted an eight-game streak in 2013. Matt McGloin had a 13-game streak starting with the last game of 2011 and the entire 2012 season.
- McSorley has thrown for 200 or more yards in four of his six career starts.
- McSorley had one of the most productive games by a Nittany Lion ever against Minnesota. He accounted for 408 yards of total offense -- 335 passing and 74 rushing -- to mark the third-highest total in school history. It was the most yards of total offense since Christian Hackenberg posted a school-record 454 yards against UCF in the 2014 Croke Park Classic vs. UCF. McSorley also had his longest career completion, an 80-yard touchdown to **Irvin Charles**.
- McSorley posted his second career game with 300-plus passing yards, ending the night with 335 yards on 19-of-41 passing with one touchdown and zero interceptions.
- McSorley's 335 passing yards were a career high, moving past his 332 yards through the air at Pitt earlier this season, and rank No. 13 on the all-time passing list.
- McSorley is the 12th quarterback in Penn State history to register a 300-yard passing game, and just the fifth to record to have multiple 300-yard pass games, joining Christian Hackenberg, Matt McGloin, Kerry Collins and Daryll Clark.
See Records Watch on Page 24.
- McSorley was named Penn State's starting quarterback during the final week of preseason camp.
- With the departure of all-time passing leader Christian Hackenberg, Penn State was one of 10 teams that did not have an FBS start at quarterback on its roster.
- The other teams were Arizona State, Arkansas, North Carolina, NC State, Rice, USC, Utah, UMass and Big Ten foe Wisconsin.

HAMILTON HAULING IT IN

- Wide receiver **DaeSean Hamilton** extended his streak to 32 consecutive games with a catch, the longest streak since Bobby Engram (1993-95) caught at least one pass in 36 straight games. He had two catches for 35 yards.
- The streak ranks tied for the 12th-longest active streak in FBS. Robert Davis (Georgia State) and Corey Davis, (Western Michigan) lead the country with 43-game streaks.
- Hamilton ranks seventh all-time at Penn State with 144 career receptions and 15th with 1,683 career receiving yards.
See Records Watch on Page 24.



BARKLEY OFF AND RUNNING

Sophomore running back **Saquon Barkley** is having another standout season for Penn State.

- Barkley posted his first 200-yard rushing game and seventh career 100-yard effort with 202 yards on the ground against Maryland.
- Barkley was named the Big Ten Offensive Player of the Week for his efforts.
- He became the 15th different Nittany Lion to eclipse the 200-yard mark. The 202-yard performance tied for 23rd all-time on Penn State's single game rushing list (John Cappelletti vs. Maryland, 1972) and was the first 200-plus yard performance since Bill Belton had 201 against Illinois in 2013. It was also the most by a Penn State player since Larry Johnson had 279 yards against Michigan State in 2002.
- Barkley moved into 22nd on the career rushing charts with his performance, jumping six spots in the game. He ended the afternoon with 1,658 career yards on the ground.

See Records Watch on Page 24.

- Barkley's six runs of 10-plus yards against the Terps give him 16 such efforts this year and 50 for his career.
- He ranks third in the nation with nine rushes for 20 yards or more.
- **See Chunk Plays on Page 11.**
- Barkley's 45-yard touchdown run against Maryland was his eighth of the season, allowing him to surpass his freshman total of seven.
- His eight rushing touchdowns and nine total touchdowns both lead the Big Ten and rank in the Top 20 in FBS.

See National Nits on Page 13.

- With 59 rushing yards and a career-high 77 receiving yards at Michigan, Barkley became the first Nittany Lion to lead the team in both rushing and receiving yards since Akeel Lynch had 137 rushing yards and 35 receiving yards to pace the Nittany Lions in both categories at Illinois in 2014.
- Barkley's 77 receiving yards on five receptions were the most for a Penn State running back since Stephfon Green had one catch for 80 yards and a touchdown against Michigan in 2008.
- Barkley broke off the longest touchdown run of his career against Temple with his 55-yard scoring run. His previous long was a 16-yard TD rush against Rutgers in 2015.
- Barkley's six rushing touchdowns in the first three games of the season were the most by a Penn State player since Evan Royster had six scores in the first three games of the 2008 season. Additionally, his seven combined offensive touchdowns (6 rushing, 1 receiving) were the most by a Nittany Lion since Lydell Mitchell had eight in 1971.
- At Pitt, Barkley posted his first career five touchdown game with four rushing and one receiving.
- Barkley's 30 points at Pitt are tied for fourth place in Penn State history (fifth occasion).
- The last Nittany Lion with 30 points was Ki-Jana Carter vs. Michigan State in 1994.
- Barkley's 30 points were the most by a Big Ten player since Melvin Gordon had 30 tallies against Bowling Green in 2014.
- Barkley's four rushing touchdowns were the most by a Nittany Lion since Larry Johnson had four vs. Michigan State in 2002.
- Barkley's 40-yard TD catch and run in the third quarter was his longest career reception.
- Barkley totaled 105 yards rushing in the season opener against Kent State.
- Barkley is coming off one of the most prolific seasons by a freshman running back in Penn State history.

See Sensational Saquon on Page 14.

O-LINE LEADS AMONG CAREER STARTS

- Penn State returned 91 career starts along the o-line to enter the season, ranking the unit as the 17th most experienced in FBS, and the second most experienced in the Big Ten (Michigan, 115).
- **Brian Gaia** leads the unit and is tied with wide receiver **DaeSean Hamilton** for most career starts on the Nittany Lions at 32.

See Career Starts on Page 16.

GESICKI REMAINS ON MACKKEY LIST

- Junior TE **Mike Gesicki** has parlayed his career year into a spot on the Mackey Award Midseason watch list. He was previously nominated for the preseason watch list.
- The Mackey Award is given annually to the most outstanding collegiate tight end. The award is named after NFL Hall of Fame member John Mackey, who is considered to be the best to have played the tight end position.
- Gesicki has career highs of 23 catches, 277 yards and two touchdowns this season. He is tied for first in the Big Ten and 13th in the country in receptions by a tight end.
- His 277 yards are the second most by a Big Ten tight end and are 12th in FBS for a tight end. He is ranked sixth by Pro Football Focus in pass blocking efficiency with a 98.7 percent mark on the season.
- Gesicki has had at least 23 receiving yards in each game this season, highlighted by a five-reception, 70-yard performance against Minnesota. He also had a career-long 53-yard catch versus the Golden Gophers.
- Gesicki caught his second touchdown pass of the season and third of his career on Penn State's opening drive against Maryland.
- Gesicki opened the season with three catches for 49 yards and a touchdown against Kent State. He also had a solid outing against Temple, pulling in two balls for 62 yards.
- All three of his career touchdowns have been scored in Beaver Stadium.

THOMPCKINS BREAKING OUT

- Sophomore WR **DeAndre Thompkins** is having a break out season after entering the starting lineup starting with the second game of the season at Pitt.
- Most recently, Thompkins caught a career-long 70-yard pass for his second career touchdown at the end of the third quarter against Maryland. He ended the game matching his career high for receptions (4) and setting a career-high for receiving yards (91).
- He has caught at least three passes in the last five consecutive games.
- He had a career-high 87 receiving yards at Pitt, highlighted by a one-handed, over the shoulder 39-yard catch deep in Pitt territory that setup a touchdown run. Thompkins also made a 34-yard reception on fourth-and-16 during Penn State's final drive, moving Penn State into Pitt territory.
- Thompkins entered the season with three career grabs for 33 yards. He has 18 catches for a team-high 328 yards this season.
- His 18.2 yards per reception also leads the team and ranks fourth in the Big Ten and 34th in the country.

See Chunk Plays on Page 11.

FEWEST SENIORS

Penn State is once again among schools with the fewest number of senior-eligible players.

- Penn State's current team breaks down to 51 freshmen, 26 sophomores, 28 juniors and 12 seniors.
- However, Penn State is down to 11 healthy seniors, as **Nyeem Wartman-White** was lost for the season due to injury during the Temple game in Week 3.
- Only Kentucky entered the season with as few as 11.
- The Lions' 12 seniors entering the season ranked tied for the second-fewest in FBS with Baylor. The Lions had 13 seniors on last year's team, which ranked as the ninth fewest.

| 2016 FBS Seniors | Total |
|-------------------|-----------|
| Kentucky | 11 |
| Penn State | 12 |
| Baylor | 12 |
| Minnesota | 13 |
| Old Dominion | 13 |
| Florida | 13 |
| Marshall | 13 |
| Wake Forest | 13 |
| NC State | 13 |
| Massachusetts | 13 |
| TCU | 14 |
| Wisconsin | 14 |
| USC | 14 |

CHUNK PLAYS

- Penn State has relied on big plays to move the ball offensively.
- Nationally, according to cfbstats.com, Penn State's seven plays for 50-plus yards ranks tied for 13th in the nation. Its 11 40-plus yard plays rank tied for 18th and its 18 30-plus yard plays rank tied for 34th.
- Against Maryland, the Nittany Lions had five plays of at least 20 yards in the first half, finishing the game with seven. They now have 35 such plays from scrimmage on the season.
- QB **Trace McSorley** connected with WR **DeAndre Thompkins** for a 70-yard touchdown reception. It was Penn State's second-longest play of the season.
- The Nittany Lions matched a season high of 10 plays of 20 yards or more against Minnesota. Penn State produced 471 yards of total offense in the game, for its most since racking up an identical total vs. Rutgers in 2015.
- Three of Penn State's six longest plays of the season came against Minnesota. It included an 80-yard touchdown reception by **Irvin Charles** and a pair of 53-yard receptions by **Mike Gesicki** and Thompkins. All three were thrown by McSorley.
- McSorley is among the national leaders with the deep ball, ranking in a tie for 10th in the nation for plays going for 30 or more yards (15). He also ranks in a tie for eighth with nine passes for 40 or more yards and a tie for sixth with six passes of 50 or more yards..

Passes for 50-plus Yards

| | | | |
|-----------------------|-------------------|-----------|----------|
| Logan Woodside | Toledo | JR | 9 |
| Patrick Mahomes II | Texas Tech | JR | 8 |
| Skyler Howard | WVU | SR | 7 |
| Baker Mayfield | Oklahoma | JR | 7 |
| Nick Mullens | USM | SR | 7 |
| Trace McSorley | Penn State | SO | 6 |
| Ryan Higgins | La Tech | SR | 6 |
| Kenny Hill | TCU | JR | 6 |
| Lamar Jackson | Louisville | SO | 6 |
| Richard Lagow | Indiana | JR | 6 |
| Nate Romine | Air Force | SR | 6 |

Passes for 40-plus Yards

| | | | |
|-----------------------|-------------------|-----------|----------|
| Logan Woodside | Toledo | JR | 14 |
| Nate Romine | Air Force | SR | 12 |
| Patrick Mahomes II | Texas Tech | JR | 11 |
| Mike White | Western Ky | JR | 11 |
| Kenny Hill | TCU | JR | 10 |
| Skyler Howard | WVU | SR | 10 |
| Baker Mayfield | Oklahoma | JR | 10 |
| Trace McSorley | Penn State | SO | 9 |
| Eric Dungey | Syracuse | SO | 9 |
| Richard Lagow | Indiana | JR | 9 |
| Mitch Trubisky | N Carolina | JR | 9 |

- RB **Saquon Barkley** is tied for third in the nation with nine rushes going for 20 or more yards.

Rushes for 20-plus Yards

| | | | |
|-----------------------|-------------------|-----------|----------|
| Derrius Guice | LSU | RB | 11 |
| Donnel Pumphrey | SDSU | RB | 11 |
| Saquon Barkley | Penn State | RB | 9 |
| Jarred Craft | La Tech | RB | 9 |
| James Conner | Pittsburgh | RB | 8 |
| Jarvion Franklin | W Mich | RB | 8 |
| Lamar Jackson | Louisville | QB | 8 |
| Aaron Jones | UTEP | RB | 8 |
| Trayveon Williams | Texas A&M | RB | 8 |
| Rawleigh Williams III | Arkansas | RB | 8 |

- Three of Barkley's long rushes came against Maryland, and two on the same drive. He capped the drive with a 45-yard touchdown run to close out the first half.
- Barkley used a 25-yard touchdown run in overtime to seal the Minnesota game.
- Gesicki is the only tight end in the nation with two receptions for 50-plus yards. He caught a 52-yard reception against Temple and a 53-yard reception against Minnesota.
- Thompkins has five receptions for 30 or more yards to rank in a tie for 30th nationally. He caught a 70-yard touchdown pass against Maryland.

See Long Plays on Page 52-53.



@PennStateFBall



PSUfball

2016

PSUnvaled.com

GoPSUsports.com

COMMUNITY SERVICE

LIFT FOR LIFE A SUCCESS

- Penn State football student-athletes have raised more than \$84,000 for rare disease research and patient programs since July.
- Donations to the Penn State chapter of Uplifting Athletes and Lift for Life will remain open until September 30. Fans can track the live total or donate by visiting the chapter's fundraising site at give.upliftingathletes.org/psulift2016 or by sending a donation to PJ Mullen, Director of Player Development and Community Relations at 201 Lasch Football Building, University Park, Pa 16802.
- Nearly \$1.2 million has been raised in the battle against rare diseases by Penn State Uplifting Athletes since the inaugural Lift for Life was held in 2003. The inaugural event raised just under \$13,000.
- Founded by Penn State Football teammates Scott Shirley, Dave Costlow and Damone Jones in 2003, Lift for Life has benefitted cancer research and the rare disease community. The event is organized by Penn State Football Uplifting Athletes. Penn State football team members serving as 2016 Uplifting Athletes officers are: defensive end **Garrett Sickels**, president/director of operations; offensive lineman **Ryan Bates**, director of player relations for underclassmen; linebacker **Jason Cabinda**, co-director of player logistics; offensive lineman **Tom Deveney**, secretary; quarterback **Trace McSorley**, co-director of player logistics; and offensive lineman **Andrew Nelson**, treasurer. Additionally, linebacker **Brandon Bell**, safety **Joe Berg**, offensive lineman **Brian Gaia**, wide receiver **Gregg Garrity**, cornerback **Grant Haley** and offensive lineman **Charlie Shuman** will serve on the executive committee.
- A nonprofit organization founded in 2007, Uplifting Athletes inspires the rare disease community with hope through the power of sport. A rare disease is one that affects fewer than 200,000 Americans and typically lacks financial incentive to make and market new treatments. With a network of university chapters run by current college football student-athletes that spans all major conferences, Uplifting Athletes has had an economic impact of more than \$400 million on the rare disease community. For more information about Uplifting Athletes, visit www.upliftingathletes.org.
- The Uplifting Athletes Chapters are: Penn State, Arizona, Colgate, Illinois, Penn, Northern Arizona, Northwestern, Princeton, Syracuse, Baylor, Florida State, Maryland, Notre Dame, St. Francis (Pa.), Boston College, Fordham, Nebraska, South Carolina, Washington, Clemson, NC State, Stony Brook and Georgia Tech. Each chapter is inspired by patients from approximately 7,000 rare diseases (such as ALS, Aplastic Anemia, Castleman's Disease, cystic fibrosis, Ehlers-Danlos, Ewing's Sarcoma, Fanconi Anemia, Kidney Cancer, Leukemia, MS, Neuroblastoma, pediatric brain cancer etc.).

LIONS BRING SMILES TO HERSHEY

- When a football player walks through a door, chances are he will be the strongest and toughest person in the room. But that was not the case in July. Approximately 100 members of the team and head coach James Franklin visited with several of the young patients at the Penn State Hershey Children's Hospital.
- Three bus loads made the two-hour trek across central Pennsylvania for a third consecutive year. After a rousing welcome, the Lions were able to bring smiles to the faces of many young fans as they spread out in smaller groups throughout the hospital.
- "Honestly, [the trip] makes my year," said senior defensive lineman **Evan Schwan**. "I always say, this trip and the Athlete Hour we have at THON are my favorite times of the year. Just seeing the smiles that we can put on these kids faces, even if it just makes them happy for a little bit, because they are going through so much stuff."
- Several groups of players visited with patients in their rooms in various sections of the hospital. Other groups spent time engaging with patients in the Tree House Cafe where they signed autographs, played games and helped with arts and crafts projects.

WALK-ON TO AWARD WINNER

- The **Brandon Smith** story took another positive turn, as the former walk-on was named the Big Ten Defensive Player of the Week after the Maryland game.
- Smith, had a game- and career-high 14 tackles versus the Terps. He surpassed his previous high of eight against Temple. Smith also came up with his first career interception, picking off QB Pery Hills at the Penn State 45 with 2:06 to play in the first quarter.
- With the Penn State linebacking unit hampered by injury with the three opening day linebackers and two others out for the Maryland game, Smith has stepped into a leadership role.
- Penn State allowed just 100 passing yards against the Terps, which were the fewest in a Big Ten game since giving up 68 yards at Indiana in 2014.
- Pressed into action against Temple when injuries hit Linebacker U, Smith made eight tackles, after having just one career stop entering the game. Smith also added his first career tackle-for-loss, a combined stop with **Torrence Brown** in the fourth quarter.
- Entering the Temple game, Smith had played three defensive snaps (all in 2016) and 44 total career snaps.
- Smith received the chance to start at Michigan and made two tackles, including one for loss, in the first quarter, but was disqualified on the first play of the second quarter for targeting. The Big Ten later announced that the call should have been reversed by the replay official.
- Smith was back in the starting lineup against Minnesota and made seven tackles, including an assist on a TFL and a pass breakup.
- Smith ranks third on the team and first among linebackers with 31 tackles.

UNDERCLASSMEN AT LINEBACKER U

- Multiple underclassmen are helping fill the void in Penn State's injury riddled linebacking corps.
- Most recently, sophomore LB **Koa Farmer** made his first career start at linebacker. He had been a safety previously.
- Farmer earned his first career sack and forced fumble in the second quarter. He ended the day with career highs in tackles (5), tackles for loss (1.5), sacks (1) and forced fumbles (1).
- Sophomore **Manny Bowen** made his first career start in place of **Jason Cabinda** at Pitt. He has started four games this season at the WILL position.
- Bowen leads the team with 5.0 TFL. He also has 28 tackles to rank fourth on the team and owns a sack and two pass breakups.
- Against Minnesota, Bowen had a career-high 2.0 tackles for loss and also tied his personal mark for tackles with seven stops, equaling the total from the previous week's Michigan game.
- Sophomore LB **Jake Cooper** has made two starts (Temple, at Michigan) at SAM in place of **Brandon Bell**. He has made 15 tackles.
- True freshman **Cam Brown** made 10 tackles at Michigan in his first significant action, which earned him his first starting nod the following week against Minnesota at the SAM.
- Brown made nine more tackles and now ranks fourth on the team with 20 tackles on the season.
- Brown had previously seen limited snaps at Pitt and against Temple, and his only tackle entering the game came at Pitt.
- Brown made his first career tackle-for-loss in the Michigan game, stopping Jake Butt behind the line for a 1-yard loss in the third quarter.
- The last true freshman to make at least 10 tackles in a game was **Marcus Allen** with 11 against Ohio State in 2014.
- The last true freshman linebacker with at least 10 tackles was Khairi Fortt against Illinois in 2010.

ALLEN MAKING STOPS

- Junior S **Marcus Allen** leads Penn State with 57 tackles through six games.
- Allen's average of 9.5 tackles per game ranks 25th nationally and second in the Big Ten.
- Allen made 81 tackles as a 12-game starter last season.
- Allen made a career-high 22 stops (8 solo, 14 assisted) against Minnesota, the most by a Penn State player since Paul Posluszny made 22 stops at Northwestern in 2005
- Allen is only one of two FBS players to reach the 20-tackle mark in a game this season. Rodney Butler of New Mexico State made 24 stops (4 solo, 20 assisted) against New Mexico on Sept. 10.
- At the time, Allen vaulted from 148th in FBS and 20th in the Big Ten with 7.0 tackles per game to 22nd in FBS and first in the Big Ten with 10.0 tackles per game.
- Allen was named the Big Ten Co-Defensive Player of the Week and the Big Ten Rose Bowl Game Player of the Week for his performance.
- The 22 stops are tied with Posluszny and Ron Crosby (vs. Ohio, 1974) for No. 4 on the all-time single game tackles list.
- Allen's 22 tackles are the most by a Big Ten player since Wisconsin's Mike Taylor had 22 stops at Ohio State on Oct. 29, 2011.
- Allen had 28 tackles in the first four games of the season.
- His previous career high was 12 tackles against Michigan in 2015.

TARGETING GODWIN

- WR **Chris Godwin** had his receptions streak snapped against Maryland at 19 games. He has had a catch in 30 of 32 career games and at least four catches in 16 of his last 20 games.
- Godwin caught four passes for 97 yards against Minnesota.
- It moved his career total to 117 catches, moving him into a tie for No. 9 on the Penn State career receptions list with Jack Curry (117, 1965-67).
- Godwin's 97 yards against the Gophers moved his career total to 1,747 yards, pushing him into the No. 12 spot on the career receiving yards list, passing Tony Johnson (1,702; 2000-03) and Derrick Williams (1,743; 2005-08) in the game.
- Godwin had a touchdown reception at Michigan that was his second this season and ninth of his career.
- Godwin recorded his seventh career 100-yard receiving game and first of the season against Temple with 117 yards. He logged five 100-yard efforts in 2015 and had more than 100 yards in the 2014 Pinstripe Bowl.
- In 2015, Godwin became just the third player in school history to register 1,000 receiving yards in a season, joining Allen Robinson (2012, 2013) and Bobby Engram (1994, 1995) as the players to accomplish the feat. It was Penn State's fifth 1,000-yard performance in a season.
- Godwin is just the sixth player in program history to have 60 catches in a season, ranking fourth on the season receptions list with 69.
- Godwin finished second on Penn State's all-time season receiving yards list with 1,101 in 2015.
- Godwin finished the season ranked 25th in FBS and second in the Big Ten in receiving yards per game (84.7) and finished 49th in FBS and fifth in the Big Ten in receptions per game (5.3).

DEEP THREAT DEPTH

- WR **Chris Godwin** (117) and **DaeSean Hamilton** (144) are just the second Penn State group to total 100 or more career receptions at the same time, and one of seven active duos in FBS.
- Derrick Williams, Deon Butler and Jordan Norwood (all played 2005-08) are the only other group in program history to complete the feat.
- They are one of seven active career 1,500-yard receiving duos in FBS.



TAKEAWAYS

- Penn State has interceptions in five of six games this season.
- Junior LB **Brandon Smith** collected his first career interception in the first quarter against Maryland.
- Sophomore LB **Koa Farmer** forced his first career fumble against Maryland, which was recovered by junior DE **Torrence Brown**.
- Junior CB **Jordan Smith** collected his first career interception in the third quarter to end a Minnesota scoring threat.
- Smith's interception marked the first time Minnesota did not convert in the red zone in 2016.
- Smith also recorded a career-high four tackles and added a career-best two pass breakups.
- Sophomore cornerback **John Reid**'s first interception of the season against Temple marked the fourth straight game with an interception by Penn State.
- Penn State last had four consecutive games with an interception last season: at Maryland (3), 10/24; Illinois (1), 10/31; at Northwestern (1), 11/7; and Michigan (1), 11/14.
- Penn State had at least one interception and one fumble recovery in its first two games. It is the first time since 2012 (at Virginia and vs. Navy) that Penn State has had back-to-back games with both a pick and fumble recovery.
- Sophomore CB **Amani Oruwariye** notched the first interception and first touchdown of his career early in the third quarter against Kent State.
- Prior to Oruwariye's 30-yard return, the last Penn State interception return for a touchdown was in 2014, when Grant Haley returned an interception 30 yards for a score against Temple.
- Senior LB **Brandon Bell** pulled in his third career interception to end the third quarter against Kent State.
- Senior S **Malik Golden** hauled in his second career interception at Pitt.
- **Marcus Allen** forced the third fumble of his career and recovered the second of his career in the second quarter against Kent State. It led to a touchdown.
- Brown forced his first career fumble at Pitt and Reid recovered it, setting up a touchdown drive.

STEPPING ON TO THE FIELD

- Twenty-two Nittany Lions have made their collegiate debut this season. Eighteen were redshirt freshmen and four were true freshmen (Gillikin, McGovern, Sanders, C. Brown).
- Most recently, redshirt freshman S **Ayron Monroe**, who made his collegiate debut against Minnesota.
- Sophomore LB **Koa Farmer** made his first career start at linebacker against Maryland. He is the 13th first-time starter for Penn State this season.
- Freshmen G **Connor McGovern** and LB **Cam Brown** made their first career starts against Minnesota.
- Against Temple, redshirt freshman G **Zach Simpson** made his first appearance. Sophomore DE **Torrence Brown** made his first career start.
- Junior LB **Brandon Smith** made his first career start at Michigan.
- Against Temple, redshirt freshman G **Zach Simpson** made his first appearance. Sophomore DE **Torrence Brown** made his first career start.
- Both sophomores WR **DeAndre Thompkins** and LB **Manny Bowen** made their first career starts at Pitt. Cam Brown made his first career appearance, becoming the fourth true freshman to play for Penn State this season.
- The following six players were first time-starters against Kent State: OG **Ryan Bates**, QB **Trace McSorley**, DE **Evan Schwan**, DT **Kevin Givens**, DT **Parker Cothren**, P **Blake Gillikin**.
- The following 19 players made their first career appearances for Penn State against Kent State: Junior DT **Tyrell Chavis**, G **Ryan Bates**, DE **Ryan Buchholz**, WR **Irvin Charles**, DT **Kevin Givens**, G/C **Steven Gonzalez**, TE/H **Jonathan Holland**, T **Sterling Jenkins**, WR **Juwan Johnson**, S **Jarvis Miller**, DE **Shareef Miller**, DT **Ryan Monk**, RB **Andre Robinson**, QB **Tommy Stevens**, CB **Garrett Taylor**, DT **Robert Windsor**, P **Blake Gillikin**, C/G **Connor McGovern**, RB **Miles Sanders**.

SPECIAL TEAMS

- Penn State has seen year-over-year improvement on special teams.
- Led by **Blake Gillikin**, Penn State is averaging 40.7 yards per punt after averaging 39.3 last season.
- **Tyler Davis** is perfect on 10 field goals and 19 PATs.
- **Joey Julius** has 21 touchbacks on 37 kickoffs after posting 22 on 53 kickoffs last season. He kicked six into the end zone against Temple.
- Julius also has two tackles on kickoff returns.
- Against Temple, Penn State did not allow any kickoff yards or punt return yards for the first time since Oct. 2, 2010 at Iowa.

KNOCK ON WOOD

- Junior K **Tyler Davis** extended his Penn State record for consecutive made field goals to 18 with one against Maryland. He is 10-for-10 this season.
- Davis also made a career-high five PATs.
- Davis has converted 48-of-48 on kicks to start his career. He is 30-of-30 on point after attempts and 18-of-18 on field goal attempts.
- Davis has the second-longest active made field goals streak in FBS with 18. Air Force's Luke Strelbel has 20.
- Davis is one of five FBS kickers perfect on field goal attempts this season.
- Ohio State's Tyler Durbin is one of the five.
- Davis converted three field goals against Minnesota to match a career high and move his consecutive field goals streak to 17, breaking the school record for consecutive field goals made.
- The mark was previously held by Sam Ficken, who made 15 straight field goals between the 2012 and 2013 seasons.
- Davis set a career best with 11 points scored, as he added two PATs.
- Davis forced overtime against Minnesota, kicking a 40-yard field goal with two seconds remaining in regulation. It matched his season long for distance.
- Davis took over starting place kicking duties late last season and went 8-for-8 on field goals.
- Davis did not play a snap of football in high school, as the former high school soccer standout and two-year member of the U.S. Soccer Development Academy was a highly-touted recruit and even named the *Chicago Sun-Times* Player of the Year as a junior. He went on to play at Bradley University, appearing in 12 contests as a freshman in 2013, scoring the game-winning, golden goal in his first career game.

GILLIKIN'S SKY

- True freshman punter **Blake Gillikin** earned starting punting duties and has been a difference maker.
- He is averaging 42.3 yards per punt on 29 punts to rank third in the Big Ten.

See National Nits on Page 13.

- Gillikin has five punts over 50 yards, most recently kicking a 56-yarder against Minnesota.
- Gillikin has tied his career high with six punts three times and has five punts inside the 10.
- His career-long punt of 69 yards at Pitt is tied for the sixth-longest of any FBS punter so far this season.
- The 69-yard punt ranks as the second-longest by a Penn State freshman (Anthony Fera, 74, 2010.) It was Penn State's longest punt since Anthony Fera had a 69-yard punt vs. Purdue in 2011.
- Gillikin punted six times in the opener against Kent State with an average of 47.0 yards per punt, including a long of 58 yards.
- Gillikin owns three of the six-longest punts by Penn State freshmen (69 yards, 2nd; 61, 4th; and 58, 6th).

See Records Watch on Page 25.

- He is the third true freshman starting punter for PSU since 1946, joining Ralph Giacommaro (1979) and **Daniel Pasquariello** (2014).
- His 47.0 game average in the season-opener at Kent State is fourth among freshmen in Penn State history and best among true freshmen.
49.0 (2 punts) - Anthony Fera vs. Michigan, 2010
48.8 (5 punts) - Chris Gulla vs. Akron, 2014
48.7 (6 punts) - Jeremy Kapinos vs. BC, 2003
47.0 (6 punts) - Blake Gillikin vs. Kent State, 2016

NATIONAL NITS

Below is a list of Penn State players that rank among the top-100 individuals and top-50 teams in the most recent season statistical rankings. *Rankings listed NCAA/Big Ten Statistics current as of Oct. 16, 2016*

- S Marcus Allen
 - Fumbles Recovered - 1 (59/5)
 - Solo Tackles - 5.0 (57/5)
 - Total Tackles - 9.5 (25/2)
- RB Saquon Barkley
 - All-Purpose - 123.7 (49/5)
 - Rush Yards Per Carry - 4.97 (93/10)
 - Rushing Touchdowns - 8 (17/1)
 - Rushing Yards - 582 (36/6)
 - Rushing Yards Per Game - 97.0 (31/4)
 - Scoring - 9.0 (25/2)
 - Total Points Scored - 54 (36/2)
 - Total Touchdowns - 9 (14/1)
- DE Torrence Brown
 - Forced Fumbles - 0.3 (31/3)
 - Fumbles Recovered - 1 (59/5)
- K Tyler Davis
 - Field Goal Percentage - 1.000 (1/1)
 - Field Goals Per Game - 1.7 (13/1)
 - Scoring - 8.2 (56/4)
 - Total Points Scored - 49 (66/5)
- P Blake Gillikin
 - Punting - 42.3 (43/3)
- QB Trace McSorley
 - Completion Percentage - .582 (71/9)
 - Completions Per Game - 17.2 (56/5)
 - Passing Efficiency - 137.9 (59/8)
 - Passing TDs - 8 (69/9)
 - Passing Yards - 1,436 (50/3)
 - Passing Yards Per Game - 239.3 (41/3)
 - Passing Yards Per Completion - 13.9 (18/3)
 - Points Responsible For - 68 (64/7)
 - Points Responsible For Per Game - 11.3 (60/6)
 - Total Offense - 270.3 (37/4)
 - Yards Per Pass Attempt - 8.1 (38/4)
- CB John Reid
 - Fumbles Recovered - 1 (59/5)
 - Punt Returns - 7.8 (43/6)
- RB Miles Sanders
 - Combined Kick Returns - 234 (74/11)
 - Kickoff Returns - 21.3 (63/9)
- WR Deandre Thompkins
 - Yards per Reception - 18.2 (34/4)
- TEAM
 - 4th Down Conversion Pct - .700 (17/3)
 - Fewest Penalties - 30 (18/5)
 - Fewest Penalties Per Game - 5.0 (22/6)
 - Fewest Penalty Yards - 280 (21/5)
 - Fewest Penalty Yards Per Game - 46.7 (26/6)
 - Passes Had Intercepted - 3 (13/3)
- 4th Down Conversion Pct - .455 (48/7)
- First Downs Defense - 115 (33/7)
- Kickoff Return Defense - 18.9 (36/5)
- Passes Intercepted - 5 (46/5)
- Passing Yards Allowed - 172.7 (13/4)
- Passing Yards Per Completion - 13.9 (20/3)
- Team Passing Efficiency Defense - 118.2 (39/8)
- Team Sacks - 2.7 (37/4)
- Team Tackles for Loss - 8.7 (6/2)

HOME SWEET HOME

HOME SWEET HOME

With a 275-72 all-time record in Beaver Stadium, PSU boasts the eighth-best winning percentage (.793) in its current home venue amongst current FBS schools, and leads the Big Ten. Ohio State ranks 10th overall with a 427-111-20 (.783) mark in Ohio Stadium, which was built in 1922. Only Alabama (.821) and Oklahoma (.808) boast a higher winning percentage than Penn State in a facility older than Beaver Stadium.

| School | Stadium Name (Opened) | Rec | Win % |
|----------------------|---|---------------|-------------|
| 1. Baylor | McLane Stadium (2014) | 14-2 | .875 |
| 2. Ga. Southern | Paulson Stadium (1984) | 185-34 | .845 |
| 3. Marshall | Joan C. Edwards Stadium (1991) | 150-28 | .843 |
| 4. Houston | TDECU Stadium (2014) | 16-3 | .842 |
| 5. Boise State | Albertsons Stadium (1970) | 251-53 | .826 |
| 6. Alabama | Bryant-Denny Stadium (1929) | 248-53-3 | .821 |
| 7. Oklahoma | Gaylord Family-Oklahoma Memorial Stadium (1923) | 382-85-15 | .808 |
| 8. Penn State | Beaver Stadium (1960) | 275-72 | .793 |
| 9. Auburn | Jordan-Hare Stadium (1939) | 309-81-7 | .787 |
| 10. Ohio State | Ohio Stadium (1922) | 427-111-20 | .783 |



SENSATIONAL SAQUON

BARKLEY BREAKS 1,000

- Despite missing 2.5 games to injury and only receiving one carry in the season opener, **Saquon Barkley** led the Lions with 1,076 rushing yards in 11 games played, a Penn State freshman record.
- Barkley turned in his fifth 100-yard rushing performance of the season at Michigan State with 103 yards to break D.J. Dozier's freshman season record of 1,002 set in 1983.
- Barkley is the 43rd Nittany Lion to break 1,000 career yards rushing.
- He finished 16th on Penn State's season rushing yardage list.
- Barkley is just one of 11 Big Ten running backs to rush for 1,000 yards in his freshman season in the past 20 seasons.

B1G RBs with 1,000+ yards Rushing as Freshmen

| Saquon Barkley | Penn State | 2016 |
|------------------|----------------|------|
| Justin Jackson | Northwestern | 2014 |
| James White | Wisconsin | 2010 |
| P.J. Hill | Wisconsin | 2006 |
| Tyrell Sutton | Northwestern | 2005 |
| Mike Hart | Michigan | 2004 |
| Laurence Maroney | Minnesota | 2003 |
| Maurice Claret | Ohio State | 2002 |
| Anthony Davis | Wisconsin | 2001 |
| Ron Dayne | Wisconsin | 1996 |
| Sedrick Irvin | Michigan State | 1996 |

BARKLEY COLLECTS PRESEASON HONORS

- Barkley was among the 10 players named to the Big Ten preseason honors list, as selected by the conference's media members.
- Barkley has also been named to the Maxwell Award (National Player of the Year), Doak Walker Award (nation's top running back) and Rotary Lombardi (top skill & discipline player) watch lists.
- See Honors & Awards on Page 10.**
- Barkley broke the Penn State freshman (true or redshirt) record with 1,076 yards, surpassing the mark set by D.J. Dozier (1,002) in 1983. Barkley's 1,076 yards place him 16th on Penn State's season rushing chart and 40th in program history in career rushing yards. Barkley scored seven rushing touchdowns (eight overall) to tie Dozier's record for rushing scores by a freshman and had five 100-yard rushing games to equal Dozier's rookie mark.
- For his efforts, Barkley was named All-Big Ten second team, Freshman All-America by Football Writers Association of America (FWAA), Sporting News and USA Today, ECAC Rookie of the Year and Big Ten Freshman of the Year by the Big Ten Network.
- He finished 34th in FBS and third in the Big Ten with 97.8 rushing yards per game, which was skewed by having just one carry in the season opener versus Temple and missing nearly three quarters in the San Diego State game. Barkley also ranked 34th in FBS and fourth in the Big Ten in yards per carry (5.9) and was second among true freshmen running backs.
- Barkley tallied 194 rushing yards at then-No. 1 Ohio State, becoming just the second back to rush for more than 175 yards at Ohio State since 2000, joining Indiana's Tevin Coleman (228; 2014).
- With his performances against Buffalo (115 yds.) and Rutgers (195 yds.), Barkley became the first Penn State player to have back-to-back games with a 100-yard rushing quarter since Larry Johnson in 2002 (Indiana and Michigan State).

Big Ten Preseason Honorees

EAST DIVISION

Jabrill Peppers, Jr., LB/DB, Michigan
Malik McDowell, Jr., DL, Michigan State
J.T. Barrett, Jr., QB, Ohio State
Raekwon McMillan, Jr., LB, Ohio State
Saquon Barkley, So., RB, Penn State

WEST DIVISION

C.J. Beathard, Sr., QB, Iowa
Desmond King, Sr., DB, Iowa
Justin Jackson, Jr., RB, Northwestern
Anthony Walker Jr., Jr., LB, Northwestern
Corey Clement, Sr., RB, Wisconsin

STOPS BEHIND THE LINE

- Penn State has picked up where it left off in the tackles for loss category, ranking sixth in the nation and second in the Big Ten entering the week, averaging 8.7 per game.
- Penn State matched its season-high of 10 TFLs against Maryland. 10 different players contributed with LB **Koa Farmer** leading with 1.5.
- LB **Manny Bowen** made 2.0 stops behind the line to against Minnesota to lead Penn State to nine for the game. Ten different players recorded at least an assist.
- DT **Parker Cothren** posted a career high 2.5 tackles for loss to lead Penn State to eight total against Temple.
- Led by a career-high 3.0 TFLs from LB **Nyeem Wartman-White**, Penn State totaled nine at Pitt.
- Penn State registered 10 against Kent State in the season opener.
- The 10 TFLs ranked 15th in the country and second in the Big Ten during Week 1.
- In 2015, Penn State ranked sixth in FBS and topped the Big Ten with 8.2 tackles for loss per game. The 106 total TFLs were the most since 2007 (120).

WILD DOGS RELOADING

- Penn State led the nation in sacks a year ago but lost three defensive linemen to the NFL. However, several Nittany Lions are stepping up to fill the void.
- Junior DT **Tyrell Chavis** posted his first career tackle for loss when he took down Maryland's Lorenzo Harrison in the third quarter for a loss of four yards. Chavis tied his career high for tackles at Michigan with two stops. He also had two tackles vs. Kent State earlier this year.
- Redshirt freshman DT **Kevin Givens** posted the first full sack of his career with a fourth quarter takedown of Tyrrell Pigrome. He now has 1.5 sacks on the season. **Givens** tied his career high for tackles the previous week vs. Minnesota with three stops. Givens also made three tackles against Kent State and at Michigan.
- Senior DE **Evan Schwan** posted his second career sack in the first quarter. Schwan had his first career quarterback takedown the previous week vs. Minnesota in overtime, forcing Minnesota to kick a field goal.
- Junior DE **Torrence Brown** recovered his second career fumble and first of the season against Maryland. Brown previously forced fumbles in consecutive games against Pitt and Temple. In his first career start against Temple, he forced a fumble. The previous week against Pitt, he made a career high six tackles, including 2.0 for loss and also forced his first career fumble.
- Junior DT **Parker Cothren** posted a career-high seven tackles, 2.5 tackles-for-loss and tied his career high with an assisted sack against Temple.
- Ironically enough, the very first game without the missing pieces from 2015 resulted in a feat not accomplished since 2011, as seven different Nittany Lions totaled seven sacks against Kent State.

- The total ranked tied for first in the nation with Stanford after the opening week.
- Penn State last registered seven sacks in a game at Northwestern in 2011.
- Defensive end **Shareef Miller** led the backfield attack against Kent State with two sacks in his very first game.
- Miller's second sack against the Golden Flashes forced a third-and-long and senior LB **Brandon Bell** grabbed the third interception of his career on the very next play.
- In addition to his sacks, Miller also had a career-high five tackles.
- Redshirt freshman DE **Ryan Buchholz** had the first sack of his career against Kent State.
- Schwan tied a career high with four tackles in his first collegiate start against Kent State. He had four last season vs. Buffalo.
- Sophomore DT **Antoine White** had a career-high five tackles against the Golden Flashes. He previously had three tackles on two occasions, the last time vs. San Diego State last year.

OVERTIME OVER TIME

College football introduced overtime during the bowl season in 1995 and adopted the system for regular season games in 1996.

- Since then, Penn State has played 12 overtime games, including six over the 2012-14 seasons. Eight of the 12 overtime tilts have come at home, two in true road games, one in the 2006 Orange Bowl and one in the 2014 PinStripe Bowl.
- Penn State is 7-5 all-time in overtime games, with a 4-4 record at Beaver Stadium, 1-1 mark in true road games and 2-0 ledger at a neutral site.
- Most recently, Penn State defeated Minnesota, 29-26, on Oct. 1, 2016. After Minnesota kicked a field goal on its first possession, Penn State running back **Saquon Barkley** rushed 25 yards for a touchdown on the Nittany Lions first offensive play.
- It was the sixth overtime game at Beaver Stadium since the start of the 2012 season. Penn State is 4-2 in those games.
- Penn State's first two overtime contests came vs. Iowa in 2000 and 2002 at home. The Nittany Lions dropped their first three contests that went to the extra period, but won five straight overtime contests before falling to Nebraska on Nov. 23, 2013.
- Penn State's all-time overtime games:

| Date | Opponent | Score |
|----------|--------------------------------------|----------|
| 11/4/00 | IOWA (2OT) | L, 23-26 |
| 9/28/02 | IOWA | L, 35-42 |
| 10/12/02 | at Michigan | L, 24-27 |
| 1/3/06 | vs. Florida State (3OT) ¹ | W, 26-23 |
| 10/7/06 | at Minnesota | W, 28-27 |
| 11/24/12 | WISCONSIN | W, 24-21 |
| 10/12/13 | MICHIGAN (4OT) | W, 43-40 |
| 11/2/13 | ILLINOIS | W, 24-17 |
| 11/23/13 | NEBRASKA | L, 20-23 |
| 10/25/14 | OHIO STATE (2OT) | L, 24-31 |
| 12/27/14 | vs. Boston College ² | W, 31-30 |
| 10/2/16 | MINNESOTA | W, 29-26 |

¹ - Orange Bowl, ² - PinStripe Bowl

REID TAKING AND RETURNING

- CB **John Reid** had takeaways against both Temple and Pitt and remains among the leaders in punt returns, averaging 7.8 yards per return to rank sixth in the Big Ten.
- Against Temple, Reid sealed the Penn State victory with an interception in the final seconds.
- Reid's 59-yard punt return in the first quarter at Pitt was a career long and the longest punt return for the Nittany Lions since Derrick Williams' 63-yard return for a TD at Wisconsin in 2008. It setup Penn State's first touchdown drive of the game.
- Reid also made his second career fumble recovery at Pitt, returning it four yards to the Pitt 11 in the fourth quarter to setup another short Penn State TD drive.

COMEBACK

- Trailing by 10 at halftime (13-3) Penn State's 29-26 overtime win over Minnesota ranks as the Nittany Lions' biggest comeback win since erasing a 21-7 deficit to defeat Boston College in the 2014 PinStripe Bowl.
- It was the biggest comeback win in a Big Ten game for Penn State since erasing a 10-0 deficit at Rutgers in 2014 to win 13-10.
- It was also the biggest comeback win at home since erasing a 34-24 deficit vs. Michigan in 2013. Penn State won the four overtime thriller, 43-40.

STRANGE BUT TRUE

- The last two times Penn State has opened its Big Ten season the road with a loss, it has pulled out an overtime win at home.
- Penn State opened the 2013 Big Ten season on the road with a loss was 2013 at Indiana. The Lions returned home against No. 18 Michigan and pulled out the victory in the fourth overtime.
- This season, Penn State opened the conference slate with a loss at Michigan, but returned home to defeat Minnesota in overtime.
- Penn State is 16-8 in Big Ten home openers, winning six of its last seven.



@PennStateFBall



PSUFBall

2016

PSUnvalued.com

GoPSUsports.com

CLASSROOM SUCCESS

CONTINUING ACADEMIC TRADITION

- The Penn State football team continued to excel in the classroom during the 2015 fall semester with a record 56 squad members earning at least a 3.0 grade-point average.
- This marked the fifth consecutive semester (including summer sessions) the Nittany Lions have had more than 50 student-athletes with a 3.0 GPA or better.
- The 56 Lions with a 3.0 GPA or higher surpasses the mark of 55 set by the 2008 fall semester for the most 3.0s in a semester in program history.
- A total of 23 Nittany Lions posted a 3.5 GPA or higher in the fall semester, with 19 earning Dean's List recognition for having 3.5 GPA or higher with 12 credits earned in undergraduate work.
- The Nittany Lion freshmen were impressive in the fall semester with 14 posting a 3.0 or higher.
- Overall, 51 football student-athletes own a 3.0 cumulative GPA or higher after the fall semester, with 21 posting a 3.5 cumulative GPA or higher.
- The fall semester also saw 45 student-athletes improve their cumulative GPA since the 2015 spring semester.
- Additionally, 23 Nittany Lions earned Academic All-Big Ten recognition last fall.

DEGREES ON THE WALL

- Eight Penn State student-athletes have earned their undergraduate degrees already and are now working on graduate degrees.
- They are: G/C **Derek Dowrey** (journalism/telecommunications), G/C **Brian Gaia** (business management/labor and employment relations), S **Malik Golden** (telecommunications/journalism), WR **Cody Hodgens** (exercise science), C **Wendy Laurent** (economics/labor and employment relations), DE **Evan Schwan** (economics), LB **Nyeem Wartman-White** (telecommunications/journalism) and (SN) **Tyler Yazujian** (security and risk analysis).
- Yazujian was named to the CoSIDA Academic All-America second team last season.
- Penn State ranks in a tie for the 13th highest total of graduate students in the country.

| Team | Grads |
|-------------------|----------|
| Virginia | 15 |
| Pittsburgh | 13 |
| Georgia Southern | 11 |
| Illinois | 11 |
| Northwestern | 11 |
| Temple | 11 |
| West Virginia | 11 |
| Iowa State | 10 |
| Middle Tennessee | 10 |
| Alabama | 9 |
| Kansas | 9 |
| Michigan State | 9 |
| Penn State | 8 |
| Baylor | 8 |
| Cincinnati | 8 |
| Minnesota | 8 |
| Syracuse | 8 |
| Arkansas | 7 |
| Arizona State | 7 |
| East Carolina | 7 |
| New Mexico | 7 |

SEASON NOTES

TEAM CAPTAINS

Seniors **Brandon Bell**, **Brian Gaia** and **Von Walker** were voted team captains for the season by their teammates. Walker is a team captain for the second consecutive year, becoming the eighth two-time captain in program history.

- Bell started 11 games last season and finished third on the team with 12.5 tackles for loss and 5.5 sacks. He also ranked sixth in the Big Ten and 32nd nationally in forced fumbles (3; 0.25 fipg). Bell opened the season on a strong note with seven tackles and a team-high 2.5 TFL against Temple. He had nine tackles in the win over Rutgers and turned in a stellar performance with his second career interception and first career fumble recovery to go along with five tackles and a sack against Michigan. Bell ended the year with a game-high 11 tackles in the TaxSlayer Bowl against Georgia.
- Gaia was the only offensive lineman to start every game last season. For his final season in the Blue & White, he is moving into the center position. Gaia has blocked for Penn State's record-setting quarterback Christian Hackenberg, as well as Penn State freshman rushing record holder Saquon Barkley. Hackenberg became the first player in program history to throw for 8,000 yards, while Barkley became just the second Penn State freshman rusher to break the 1,000-yard mark. Gaia has started 25 games in the last two seasons since moving from the defensive side of the ball after his redshirt freshman season. Gaia is a three-time Academic All-Big Ten selection.
- Walker earned a scholarship in April 2015 after two seasons as a walk-on, including a move from running back to linebacker during 2014 spring practice. Walker appeared in 13 games last season and made two starts. He tied for fifth on the team with seven special teams tackles, including a team-best six on punt coverage. Overall, Walker made 10 stops (six solo) with a forced fumble and a blocked kick. He has also excelled in the classroom, earning Academic All-Big Ten honors last year.

Penn State Two-Time Captains

George Linsz (1887, 1888)
 Bob Higgins (1917, 1919)
 Bas Gray (1924, 1925)
 Mike Reid (1968, 1969)
 Steve Smear (1968, 1969)
 Paul Posluszny (2005, 2006)
 Christian Hackenberg (2014, 2015)
Von Walker (2015, 2016)

EIGHT BOWL TEAMS HIGHLIGHT SCHEDULE

- The Nittany Lions will face eight teams that participated in a bowl game during the 2015 campaign.
- Michigan bested Florida, 41-7, in the Buffalo Wild Wings Citrus Bowl; Minnesota defeated Central Michigan, 21-14, in the Quick Lane Bowl; and Ohio State topped Notre Dame, 44-28, in the Fiesta Bowl.
- Michigan State earned the No. 3 seed in the College Football Playoff and lost to Alabama, 38-0, in the Cotton Bowl.
- Pitt fell to Navy, 44-28, in the Military Bowl; Temple dropped a 32-17 decision to Toledo in the Marmot Boca Raton Bowl; Iowa lost to Stanford, 45-16, in the Rose Bowl; and Indiana suffered an overtime loss to Duke, 44-41, in the New Era Pinstripe Bowl.
- The Lions' slate features five teams that won at least 10 games in 2015, including three teams with 12 wins.

NINE GAME BIG TEN SLATE RETURNS

- The 2016 season marks the return of a nine-game Big Ten Conference schedule.
- Penn State and the other members of the East Division will host five conference home games in 2016 and even-numbered years, while teams from the West Division will host five conference home games during odd-numbered years.
- As a result of the nine-game conference schedule and the Big Ten's schedule rotation, every student-athlete will have the opportunity to play against every other team in the conference at least once during a four-year period.
- The Big Ten is returning to a nine-game conference schedule for all teams for the first time since the 1983 and 1984 seasons.

TRIO NAMED TO PLAYER OF THE YEAR WATCH LISTS

- Sophomore running back **Saquon Barkley** and junior wide receiver **Chris Godwin** are among the candidates for the Maxwell Award for the National Player of the Year, while junior linebacker **Jason Cabinda** is a nominee for the Bednarik Award for the National Defensive Player of the Year.
- Penn State is tied for the national lead among all colleges and universities with its seven Maxwell Award winners. The Nittany Lions' four Bednarik Award recipients are the most of any school in the nation.
- The Maxwell Award, named in honor of Robert W. "Tiny" Maxwell, has been given to America's College Player of the Year since 1937. Maxwell's contributions to the game of football were extensive, including time as a player, a sportswriter and an official.
- The Bednarik Award has been presented to the College Defensive Player of the Year since 1995. Chuck Bednarik, former standout at Penn and with the Philadelphia Eagles, is a member of both the College Football Hall of Fame's Class of '69 and the NFL Hall of Fame's Class of '67.
See Honors & Awards on Page 10.

GODWIN ON BILETNIKOFF WATCH LIST

- Junior wide out **Chris Godwin** was named to the Biletnikoff Award preseason watch list by The Tallahassee Quarterback Club (TQC) Foundation, Inc.
- The Biletnikoff Award annually recognizes the outstanding receiver in college football. Any player, regardless of position (wide receiver, tight end, slot back, and running back) who catches a pass is eligible for the award. As such, the Biletnikoff Award recognizes the outstanding receiver, not merely outstanding wide receiver.
- Bobby Ingram was the inaugural award winner in 1994 and is the only Penn Stater to claim the honor.
See Honors & Awards on Page 10.

ALL-BIG TEN RETURNERS

- Offensively, running back **Saquon Barkley** was selected to the All-Big Ten second team by the coaches and media in 2015, while wide receiver **Chris Godwin** was a second team pick by the media and third team selection by the coaches. Wide out **DaeSean Hamilton** also garnered All-Big Ten honorable mention accolades from the media.
- Defensively, safety **Marcus Allen**, linebacker **Jason Cabinda** and cornerback **Grant Haley** return after garnering honorable mention accolades.

FORTY LETTERWINNERS RETURN

- Penn State returns 40 lettermen from last year's TaxSlayer Bowl squad – 19 on defense, 16 on offense, and five on special teams.
- Of the 40, 31 have starting experience – 12 on defense, 14 on offense and five on special teams.
- The Nittany Lions lost the services of 19 lettermen – nine on defense and 10 on offense.

PENN STATE IN 24TH BIG TEN SEASON

After 106 years as an independent in football, Penn State began play in the Big Ten Conference in 1993 and is playing its 24th season in the conference. The Nittany Lions were Big Ten Champions in 1994, beating Oregon to win the 1995 Rose Bowl, and played USC in the 2009 Rose Bowl.

SIXTEEN STARTERS RETURNING

- The Nittany Lions return 16 starters – eight on offense, five on defense and three on special teams.
- Fifteen additional Penn Staters have starting experience – six on offense, seven on defense and two on special teams.
- Among the returning starters are Freshman All-American running back **Saquon Barkley**, All-Big Ten second team selection **Chris Godwin** and All-Big Ten honorable mention choices **Marcus Allen**, **Jason Cabinda**, **Grant Haley** and **DaeSean Hamilton**.



PENN STATE NUMBER CHANGES

Several Nittany Lions are wearing new numbers in 2016, including **Gordon Bentley** (81), **Irvin Charles** (11), **Desi Davis** (38), **Jan Johnson** (36), **Jarvis Miller** (9), **Ryan Monk** (91), **Nick Scott** (4), **Zach Simpson** (64) and **Tommy Stevens** (2).

NITTANY LION POSITION CHANGES

The Penn State players who are playing new positions in 2016 are: **Curtis Cothran** (DE to DT), **Koa Farmer** (S to LB), **Kevin Givens** (DE to DT), **Nick Scott** (RB to S) and **Johnathan Thomas** (RB to LB).

HOME SUCCESS

With six victories in seven home games last season, the Nittany Lions enjoyed their best home season since 2008 when they went 7-0. The Lions started 6-0 at home for the fourth time since 2000 (2005, 2007, 2008, 2015).

SUCCESS ON HOMECOMING

- After defeating Maryland, the Nittany Lions now own a 69-22-5 record in front of the alumni crowd since their 14-7 victory over Dartmouth in the first homecoming game on Oct. 9, 1920.
- Penn State has won five of its last six homecoming tilts, defeating Maryland (2016), Indiana (2015), Michigan (2013), Northwestern (2012) and Purdue (2011).
- The Nittany Lions have claimed 10 of their last 12 contests in front of the alumni crowd.

ANOTHER SELLOUT FOR PENN STATE'S UNRIVALED STUDENT SECTION

- The Penn State Student Section presented by The Apartment Store sold out more than 21,200 tickets, highlighted by the junior and sophomore classes that sold out in less than an hour.
- Student tickets have consistently sold out for four decades, showing the passion and dedication of Penn State students year-in and year-out.
- More than 21,200 student football season tickets were to become part of what ESPN The Magazine called "The Nation's No. 1 Student Section."

SEATS FOR SERVICEMEMBERS

- Active duty, Guard and Reserve military, veterans, and fallen and Gold Star families are now able to apply online for free donated tickets to the Penn State -- Iowa game on Saturday, Nov. 5 as part of the Seats for Servicemembers program.
- In its fifth year, the program honors the commitment and sacrifices of veterans, families and loved ones by providing tickets at no cost to active and retired Servicemembers, as well as a complimentary pregame tailgate at Bryce Jordan Center. Penn State supporters, alumni, and business donations have graciously made this possible.
- Made possible by Penn State supporters, 7,500 tickets will be available for military members and veterans, their families and loved ones to request here to sign up for free tickets on a first-come, first-served basis to the Nov. 5 game.
- All active duty, Guard and Reserve military, veterans, and fallen and Gold Star families are eligible to redeem one complimentary ticket for themselves and three additional complimentary seats for immediate family members. Additionally, all qualifying individuals are eligible to purchase up to five additional tickets for a discounted rate of just \$35 per person. There will be 7,500 tickets available to be distributed at this point -- all sign-ups are simply requests until confirmed via email by Penn State Athletics.
- Supporters can still purchase Seats for Servicemembers tickets that will be distributed to military by clicking here or calling 1-800-NITTANY, Monday -- Friday between 8 a.m. and 5 p.m. Tickets for the Seats for Servicemembers program are \$35 per Servicemember.
- Penn State hosted 8,000 military members for the game against Army West Point last season.

1,000 BY GROUND & IN THE AIR

- Wide receiver **Chris Godwin** and running back **Saquon Barkley** combined to accomplish a feat that only two other duos have in program history as they each surpassed the 1,000-yard marks in their respective positions last season.
- The pair is the third Nittany Lion tandem to have 1,000 yards receiving and 1,000 yards rushing in Penn State history, joining Allen Robinson and Zach Zwinak (2012) and Bobby Engram and Ki-Jana Carter (1994).
- Godwin had 69 catches for 1,101 yards, while Barkley rushed 182 times for 1,076 yards.
- Only two teams in the Big Ten (Penn State and Indiana) and 20 squads nationally touted a 1,000-yard receiver and a 1,000-yard rusher in 2015.
- Only seven schools are returning their 1,000-yard rusher and receiver, and Penn State, Virginia Tech and Indiana are the only schools to do it with both underclassmen:

| Team | WR | RB |
|-------------------|--|--|
| Penn State | Chris Godwin (So.) 1,101 rec. | Saquon Barkley (Fr.) 1,076 rush |
| Boise State | Thomas Sperbeck 1,412 rec. | Jeremy McNichols 1,337 rush |
| Indiana | Simmie Cobbs Jr. (So.) 1,035 rec. | Devine Redding (So.) 1,012 rush |
| N. Illinois | Kenny Golladay 1,129 rec. | Joel Bouagnon 1,285 rush |
| Virginia Tech | Isaiah Ford (So.) 1,164 rec | Travon McMillen (Fr.) 1,042 rush |
| W. Kentucky | Taywan Taylor 1,467 rec. | Anthony Wales 1,091 rush |
| W. Michigan | Corey Davis 1,436 rec. Daniel Braveman 1,377 rec. | Jamauri Bogan 1,051 rush |

NITTANY LIONS GREATS ON HALL BALLOT

- First-team All-Americans Kerry Collins, D.J. Dozier and Steve Wisniewski have been selected for the national ballot for the National Football Foundation's College Hall of Fame Class of 2017. They have an opportunity to join 18 former Nittany Lion players and five Penn State coaches who have been inducted into the Hall.
- Also on the Hall ballot is former Nittany Lion student-athlete Glenn Killingier, who is among the candidates for the divisional coach Class of 2017. Killingier was inducted into the Hall of Fame as a player in 1966.
- Linebacker Shane Conlan was inducted into the Hall in 2014 and running back Curt Warner was enshrined in the Hall of Fame in 2010. Late head coach Joe Paterno was inducted in 2007. They are Penn State's most recent Hall of Fame inductees. Former Nittany Lion Bill Bowes will be enshrined on Dec. 6, 2016 as a coach for his career at New Hampshire.
- The 2017 College Football Hall of Fame Class will be announced on January 6, 2017 in Tampa, Florida in conjunction with the College Football Playoff. A total of 75 players and six coaches from the Football Bowl Subdivision are on the 2017 ballot.
- Collins helped Penn State earn a 40-9 record from 1991-94 and was instrumental in the Nittany Lions earning a 22-2 overall mark (14-2 conference) during their first two years in the Big Ten. The recipient of the 1994 Maxwell Award as the National Player of the Year, he helped Penn State win three New Year's Day bowl games: the 1992 Fiesta, 1994 Citrus and 1995 Rose Bowls.
- A tailback, Dozier earned first-team All-America honors from the Walter Camp Football Foundation in 1986. Dozier is the only Nittany Lion to lead the team in rushing four consecutive seasons, doing so from 1983-86. He ranks fifth on the school career rushing yardage list with 3,227 yards, scoring 25 touchdowns and averaging 5.2 yards per attempt. Dozier gained 1,002 yards as a freshman and tallied 811 yards and scored 10 touchdowns as a senior and one of the instrumental players on the Nittany Lions' 12-0 squad.
- Wisniewski was a three-year starter at guard who would go on to become an All-Pro lineman in the NFL. He was one of two sophomores to start on the 1986 National Championship team and he opened holes for two first-team All-America running backs, Blair Thomas (1987) and Dozier (1986). He is one of just four Penn State offensive linemen to earn a pair of first-team All-America honors. A 1988 team captain, Wisniewski is one of just two offensive linemen to earn Penn State's team MVP honor since its creation in 1978.

COACHING STAFF NOTES

NEW FACES & PLACES ON THE SIDELINE

- Head Coach **James Franklin** added offensive coordinator and quarterbacks coach **Joe Moorhead**, offensive line coach **Matt Limegrover** and co-defensive coordinator and safeties coach **Tim Banks** to the coaching staff in the off-season.
- Franklin also made adjustments within the coaching staff. **Brent Pry** moves to associate head coach, defensive coordinator and linebackers coach; cornerbacks coach **Terry Smith** serves as the assistant head coach; **Sean Spencer** remains the defensive line coach and adds the title of run game coordinator; and **Ricky Rahne** takes over as the tight ends coach.
- Moorhead brings 18 years of collegiate coaching experience to Penn State, including the last four as Fordham's head coach.
- Limegrover comes to Happy Valley with 25 years of collegiate coaching experience, including the last five seasons at Minnesota as the offensive coordinator and offensive line coach.
- Banks joins the Nittany Lions after spending the last four seasons at Illinois as the co-defensive coordinator and secondary coach.

FRANKLIN TABBED FOR ALMA MATER'S HALL OF FAME

- Penn State head coach **James Franklin** has been selected to the East Stroudsburg Athletic Hall of Fame as a member of the 2016 class. Franklin was a standout quarterback for the Warriors.
- Franklin and the other members of the class were honored on October 15, 2016 as part of ESU's Homecoming Weekend activities.
- Franklin was a four-year letterman at quarterback and a two-time All-PSAC selection at East Stroudsburg. He set seven school records as a senior to earn team MVP honors and was a Harlon Hill Trophy nominee as the NCAA Division II Player of the Year.
- Among the season records Franklin set were for total offense (3,128 yards), passing yards (2,586) and touchdown passes (19). He graduated having broken or tied 23 school records.

MOORHEAD TABBED FOR ALMA MATER'S HALL OF FAME

- Penn State offensive coordinator and quarterbacks coach **Joe Moorhead** has been selected to the Fordham Athletic Hall of Fame as a member of the 2017 class. Moorhead was a standout quarterback for the Rams and then returned to serve as head coach for four seasons. Moorhead and the other members of the class will be honored on April 22, 2017 at 583 Park, during the Inaugural Fordham Athletics Gala.
- Moorhead was a three-year starting quarterback and team captain as a senior for the Rams. He was a second-team All-Patriot League selection in 1995 after finishing 13th in the FCS in total offense. Moorhead graduated with school season and career records for completions and passing yards.
- Moorhead returned to Fordham as a head coach where he led the Rams to a 38-13 record in four seasons.

PENNSYLVANIA TIES

- The Penn State coaching staff is deeply rooted in Pennsylvania, with half of the 10-man coaching staff originally hailing from the Keystone state.

Central PA

- Defensive Coordinator **Brent Pry** - Altoona

Eastern PA

- Head Coach **James Franklin** - Langhorne

Western PA

- Offensive Line **Matt Limegrover** - Pittsburgh
- Offensive Coordinator **Joe Moorhead** - Pittsburgh
- Cornerbacks **Terry M. Smith** - Aliquippa



OFFENSIVE STARTERS

| OPPONENT | LT | LG | C | RG | RT | TE | QB | RB | WR (X) | WR (H) | WR (Z) |
|----------------|-------|-------|------|----------|--------|---------|----------|---------|--------|----------|-----------|
| KENT STATE | Mahon | Bates | Gaia | Dowrey | Nelson | Gesicki | McSorley | Barkley | Godwin | Hamilton | Blacknall |
| at Pittsburgh | Mahon | Bates | Gaia | Dowrey | Nelson | Gesicki | McSorley | Barkley | Godwin | Hamilton | Thompkins |
| TEMPLE | Mahon | Bates | Gaia | Dowrey | Nelson | Gesicki | McSorley | Barkley | Godwin | Hamilton | Thompkins |
| at Michigan | Mahon | Bates | Gaia | Dowrey | Nelson | Gesicki | McSorley | Barkley | Godwin | Hamilton | Thompkins |
| MINNESOTA | Mahon | Bates | Gaia | McGovern | Nelson | Gesicki | McSorley | Barkley | Godwin | Hamilton | Thompkins |
| MARYLAND | Mahon | Bates | Gaia | McGovern | Nelson | Gesicki | McSorley | Barkley | Godwin | Hamilton | Thompkins |
| OHIO STATE | | | | | | | | | | | |
| at Purdue | | | | | | | | | | | |
| IOWA | | | | | | | | | | | |
| at Indiana | | | | | | | | | | | |
| at Rutgers | | | | | | | | | | | |
| MICHIGAN STATE | | | | | | | | | | | |

DEFENSIVE STARTERS

| OPPONENT | DE | DT | DT | DE | SLB | MLB | WLB | CB | FS | SS | CB |
|----------------|----------|--------|---------|---------|----------|---------------|---------------|------|-------|--------|----------|
| KENT STATE | Schwan | Givens | Cothren | Sickels | Bell | Cabinda | Wartman-White | Reid | Allen | Golden | Haley |
| at Pittsburgh | Schwan | Givens | Cothren | Sickels | Bell | Wartman-White | Bowen | Reid | Allen | Golden | Haley |
| TEMPLE | T. Brown | Givens | Cothren | Sickels | Cooper | Wartman-White | Bowen | Reid | Allen | Golden | Campbell |
| at Michigan | T. Brown | Givens | Cothren | Sickels | Cooper | Smith | Bowen | Reid | Allen | Golden | Campbell |
| MINNESOTA | Schwan | Givens | Cothren | Sickels | C. Brown | Smith | Bowen | Reid | Allen | Apke | Campbell |
| MARYLAND | Schwan | Givens | Cothren | Sickels | C. Brown | Bowen | Farmer | Reid | Allen | Golden | Haley |
| OHIO STATE | | | | | | | | | | | |
| at Purdue | | | | | | | | | | | |
| IOWA | | | | | | | | | | | |
| at Indiana | | | | | | | | | | | |
| at Rutgers | | | | | | | | | | | |
| MICHIGAN STATE | | | | | | | | | | | |

CAREER STARTS

| Player | '13 | '14 | '15 | '16 | Total | Player | '13 | '14 | '15 | '16 | Total |
|--------------------|-----|-----|-----|-----|-------|-----------------|-----|-----|-----|-----|-------|
| Hamilton (WR) | - | 13 | 12 | 6 | 31 | Bates (G) | - | - | - | 6 | 6 |
| Gaia (G) | - | 12 | 13 | 6 | 31 | McSorley (QB) | - | - | - | 6 | 6 |
| Nelson (T/G) | - | 13 | 8 | 6 | 27 | Cothren (DT) | - | - | - | 6 | 6 |
| Mahon (G/T) | - | 9 | 11 | 6 | 26 | Blacknall (WR) | - | 1 | 3 | 1 | 5 |
| Marcus Allen (S) | - | 7 | 12 | 6 | 25 | Bowen (LB) | - | - | - | 5 | 5 |
| Bell (LB) | 1 | 10 | 11 | 2 | 24 | Thompkins (WR) | - | - | - | 5 | 5 |
| Wartman-White (LB) | 8 | 12 | 1 | 3 | 24 | Campbell (CB) | - | 1 | - | 3 | 4 |
| Godwin (WR) | - | 3 | 11 | 6 | 20 | Schwan (DE) | - | - | - | 4 | 4 |
| Sickels (DE) | - | - | 12 | 6 | 18 | Walker (LB) | - | 1 | 2 | 0 | 3 |
| Cabinda (LB) | - | 1 | 13 | 1 | 15 | Polk (WR) | - | - | 3 | 0 | 3 |
| Gesicki (TE/H) | - | 1 | 8 | 6 | 15 | Cooper (LB) | - | - | 1 | 2 | 3 |
| Haley (CB) | - | - | 11 | 3 | 14 | T. Brown (DE) | - | - | - | 2 | 2 |
| Barkley (RB) | - | - | 6 | 6 | 12 | Apke (S) | - | - | 1 | 1 | 2 |
| Palmer (T) | - | - | 11 | 0 | 11 | Smith (LB) | - | - | - | 2 | 2 |
| Dowrey (G) | - | 1 | 5 | 4 | 10 | McGovern (G) | - | - | - | 2 | 2 |
| Golden (S) | - | - | 4 | 5 | 9 | C. Brown (LB) | - | - | - | 2 | 2 |
| Laurent (C) | - | 3 | 5 | 0 | 8 | Mark Allen (RB) | - | - | 1 | 0 | 1 |
| Reid (CB) | - | - | 2 | 6 | 8 | Scott (S) | - | - | 1 | 0 | 1 |
| Givens (DT) | - | - | - | 6 | 6 | Farmer (LB) | - | - | - | 1 | 1 |



DEPTH CHART

OFFENSE

Wide Receiver (X)

12 Chris Godwin (6-1, 205, Jr./Jr.)
 84 Juwan Johnson (6-4, 213, So./Fr.)
 31 Gordon Bentley (6-0, 198, Sr./Jr.)

Tight End/H-Back

88 Mike Gesicki (6-6, 252, Jr./Jr.)
 89 Tom Pancoast (6-3, 235, Sr./Jr.)
 18 Jonathan Holland (6-4, 245, So./Fr.)

Left Tackle

73 Paris Palmer (6-7, 300, Sr./Sr.)
 71 Will Fries (6-6, 295, Fr./Fr.)
 70 Brendan Mahon (6-4, 320, Sr./Jr.)

Left Guard

52 Ryan Bates (6-4, 305, So./Fr.)
 57 Steven Gonzalez (6-4, 334, So./Fr.)
 62 Michal Menet (6-4, 296, Fr./Fr.)

Center

72 Brian Gaia (6-3, 295, Gr./Sr.)
 55 Wendy Laurent (6-2, 297, Gr./Sr.)
 64 Zach Simpson (6-3, 292, So./Fr.)

Right Guard

66 Connor McGovern (6-5, 310, Fr./Fr.)
 53 Derek Dowrey (6-3, 323, Gr./Sr.)
 55 Wendy Laurent (6-2, 297, Gr./Sr.)

Right Tackle

70 Brendan Mahon (6-4, 320, Sr./Jr.)
 77 Chasz Wright (6-7, 343, Jr./So.)
 71 Will Fries (6-6, 295, Fr./Fr.)

Wide Receiver (H)

5 DaeSean Hamilton (6-1, 205, Sr./Jr.)
 13 Saeed Blacknall (6-3, 212, Jr./Jr.)
 19 Gregg Garrity (5-10, 170, Sr./Sr.)

Wide Receiver (Z)

3 DeAndre Thompkins (5-11, 190, Jr./So.)
 11 Irvin Charles (6-4, 219, So./Fr.)

Quarterback

9 Trace McSorley (6-0, 205, Jr./So.)
 2 Tommy Stevens (6-4, 218, So./Fr.)
 7 Jake Zembiec (6-3, 205, Fr./Fr.)

Running Back

26 Saquon Barkley (5-11, 223, So./So.)
 6 Andre Robinson (5-9, 216, So./Fr.)
 8 Mark Allen (5-6, 181, Jr./So.)
 24 Miles Sanders (5-11, 205, Fr./Fr.)

DEFENSE

Defensive End

94 Evan Schwan (6-6, 263, Gr./Sr.)
 19 Torrence Brown (6-3, 257, Jr./So.)
 46 Colin Castagna (6-4, 253, So./So.)

Defensive Tackle

52 Curtis Cothran (6-5, 285, Sr./Jr.)
 30 Kevin Givens (6-1, 275, So./Fr.)
 93 Antoine White (6-2, 290, Jr./So.)

Defensive Tackle

41 Parker Cothren (6-4, 295, Sr./Jr.)
 54 Robert Windsor (6-4, 305, So./Fr.)
 56 Tyrell Chavis (6-3, 298, Jr./Jr.)

Defensive End

90 Garrett Sickels (6-4, 260, Sr./Jr.)
 48 Shareef Miller (6-5, 255, So./Fr.)
 97 Ryan Buchholz (6-6, 270, So./Fr.)

Will Linebacker

31 Cam Brown (6-5, 215, Fr./Fr.)
 43 Manny Bowen (6-1, 220, So./So.)
 20 Johnathan Thomas (5-11, 220, Jr./So.)

Middle Linebacker

47 Brandon Smith (6-0, 228, Sr./Jr.)
 33 Jake Cooper (6-1, 230, So./So.)
 25 Von Walker (5-11, 213, Sr./Sr.)

Sam Linebacker

43 Manny Bowen (6-1, 220, So./So.)
 7 Koa Farmer (6-1, 222, Jr./So.)
 25 Von Walker (5-11, 213, Sr./Sr.)

Boundary Cornerback

29 John Reid (5-10, 191, So./So.)
 1 Christian Campbell (6-1, 194, Jr./Jr.)
 17 Garrett Taylor (6-0, 193, So./Fr.)

Free Safety

2 Marcus Allen (6-2, 202, Jr./Jr.)
 28 Troy Apke (6-1, 206, Jr./Jr.)
 9 Jarvis Miller (6-2, 205, So./Fr.)

Strong Safety

6 Malik Golden (6-0, 205, Gr./Sr.)
 4 Nick Scott (5-11, 200, Jr./So.)
 23 Ayron Monroe (5-11, 204, So./Fr.)

Field Cornerback

15 Grant Haley (5-9, 185, Jr./Jr.)
 12 Jordan Smith (5-10, 185, Sr./Sr.)
 37 Kyle Alston (5-9, 180, Sr./Jr.)

SPECIAL TEAMS

Punter

93 Blake Gillikin (6-2, 182, Fr./Fr.)
 92 Daniel Pasquariello (6-1, 197, Jr./Jr.)
 37 Chris Gulla (6-1, 196, Sr./Jr.)

Kicker

95 Tyler Davis (5-11, 180, Sr./Jr.)
 99 Joey Julius (5-10, 258, Jr./So.)
 90 Alex Barbir (5-9, 195, Fr./Fr.)

Kick Offs

99 Joey Julius (5-10, 258, Jr./So.)
 95 Tyler Davis (5-11, 180, Sr./Jr.)
 90 Alex Barbir (5-9, 195, Fr./Fr.)

Holder

37 Chris Gulla (6-1, 196, Sr./Jr.)
 16 Billy Fessler (5-11, 188, Jr./So.)
 93 Blake Gillikin (6-2, 182, Fr./Fr.)

Long Snapper

44 Tyler Yazujian (5-11, 235, 5th/Sr.)
 41 Zach Ladonis (6-2, 236, Sr./Jr.)
 96 Kyle Vasey (6-2, 242, Jr./So.)

Kickoff Returners

24 Miles Sanders (5-11, 205, Fr./Fr.)
 4 Nick Scott (5-11, 200, Jr./So.)
 26 Saquon Barkley (5-11, 223, So./So.)

Punt Returners

29 John Reid (5-10, 191, So./So.)
 3 DeAndre Thompkins (5-11, 190, Jr./So.)
 19 Gregg Garrity (5-10, 170, Sr./Sr.)
 8 Mark Allen (5-6, 181, Jr./So.)

PRONUNCIATIONS

Troy Apke Troy App-KEY
 Alex Barbir bar-BEER
 Saquon Barkley SAY-kwon Barkley
 Noah Beh Noah BAY
 Saeed Blacknall SIGH-eed Black-NALL
 Ryan Buchholz Ryan BUCK-holez
 Colin Castagna Colin kuh-stan-yah
 Curtis Cothran Curtis CAW-thren
 Parker Cothren Parker CAW-thren
 Dae'Lun Darien DAY-lawn Darien
 Tom Devenney Tom De-VENN-ee
 Koa Farmer CO-uh Farmer
 Brian Gaia Brian GUY-ah
 Mike Gesicki Mike Guh-sick-E
 Malik Golden Mah-LEEK Golden
 Chris Gulla Chris GOO-la
 DaeSean Hamilton DAY-shawn Hamilton
 Zach Ladonis Zach Lah-DONN-iss
 Wendy Laurent Wendy Lah-RENT
 Brendan Mahon Brendan MANN
 Michal Menet Michael men-NET
 Ayron Monroe AIR-en Monroe
 Amani Oruwariye UH-monn-E O-rue-waar-ee-A
 Daniel Pasquariello Daniel pass-KAH-rello
 Chance Sorrell Chance Sore-ull
 Tyler Yazujian Tyler YAZZ-ee-in
 Jake Zembiec Jake ZEM-beck

ASSISTANT COACHES



Brent Pry
 Assoc. Head Coach/
 Def. Coord./LBs
 Field



Joe Moorhead
 Off. Coord./
 Quarterbacks
 Field



Charles Huff
 Special Teams Coord./
 Running Backs
 Field



Tim Banks
 Co-Def. Coord./
 Safeties
 Booth



Josh Gattis
 Asst. Special Teams
 Coord./Wide Receivers
 Field



Matt Limegrover
 Offensive Line
 Field



Ricky Rahne
 Pass Game Coord./
 Tight Ends
 Booth



Terry M. Smith
 Asst. Head Coach/
 Cornerbacks
 Field



Sean Spencer
 Run Game Coord./
 Defensive Line
 Field



@PennStateFBall



PSUFBall

2016

PSUnvalued.com

GoPSUsports.com

NUMERICAL ROSTER

| NO. | NAME | POS. | CL./EL. | HT. | WT. | HIGH SCHOOL/COACH | HOMETOWN |
|-----|-------------------------|------|---------|------|-----|--|---------------------------|
| 1 | Campbell, Christian ** | CB | Jr./Jr. | 6-1 | 194 | Central/Woodrow Lowe | Phenix City, Ala. |
| 2 | Allen, Marcus ** | S | Jr./Jr. | 6-2 | 202 | Dr. Henry A. Wise, Jr./Dalawn Parrish | Upper Marlboro, Md. |
| 2 | Stevens, Tommy | QB | So./Fr. | 6-4 | 218 | Decatur Central/Justin Dixon | Indianapolis, Ind. |
| 3 | Thompkins, DeAndre * | WR | Jr./So. | 5-11 | 190 | Swansboro/Tim Laspada | Hubert, N.C. |
| 4 | Scott, Nick * | S | Jr./So. | 5-11 | 200 | Fairfax/Kevin Simonds | Fairfax, Va. |
| 5 | Hamilton, DaeSean ** | WR | Sr./Jr. | 6-1 | 205 | Mountain View/Lou Sorrentino | Fredericksburg, Va. |
| 5 | Wartman-White, Nyeem ** | LB | Gr./Sr. | 6-1 | 240 | Valley View/George Howanitz | Philadelphia, Pa. |
| 6 | Golden, Malik *** | S | Gr./Sr. | 6-0 | 205 | Cheshire Academy/Dan O'dea | Hartford, Conn. |
| 6 | Robinson, Andre | RB | So./Fr. | 5-9 | 216 | Bishop McDevitt/Jeff Weachter | Mechanicsburg, Pa. |
| 7 | Farmer, Koa * | LB | Jr./So. | 6-1 | 222 | Notre Dame/Kevin Rooney | Lake View Terrace, Calif. |
| 7 | Zembiec, Jake | QB | Fr./Fr. | 6-3 | 205 | Aquinas Institute/Chris Battaglia | Rochester, N.Y. |
| 8 | Allen, Mark * | RB | Jr./So. | 5-6 | 181 | DeMatha/Elijah Brooks | Hyattsville, Md. |
| 9 | McSorley, Trace | QB | Jr./So. | 6-0 | 205 | Briar Woods/Charlie Pierce | Ashburn, Va. |
| 9 | Miller, Jarvis | LB | So./Fr. | 6-2 | 205 | Windsor Locks/Suffield/East Granby/Jason Qua | Suffield, Conn. |
| 10 | Polk, Brandon * | WR | So./So. | 5-9 | 175 | Briar Woods/Charlie Pierce | Ashburn, Va. |
| 11 | Bell, Brandon *** | LB | Sr./Sr. | 6-1 | 233 | Oakcrest/Chuck Smith | Mays Landing, N.J. |
| 11 | Charles, Irvin | WR | So./Fr. | 6-4 | 219 | Paul VI/John Doherty | Sicklerville, N.J. |
| 12 | Godwin, Chris ** | WR | Jr./Jr. | 6-1 | 205 | Middletown/Mark DelPercio | Middletown, Del. |
| 12 | Smith, Jordan * | CB | Sr./Sr. | 5-10 | 185 | H.D. Woodson/Greg Fuller | Washington, D.C. |
| 13 | Blacknall, Saeed ** | WR | Jr./Jr. | 6-3 | 212 | Manalapan/Ed Gurrieri | Manalapan, N.J. |
| 14 | McPhearson, Zech | CB | Fr./Fr. | 5-11 | 180 | Riverdale Baptist School/Caesar Nettles | Columbia, Md. |
| 15 | Haley, Grant ** | CB | Jr./Jr. | 5-9 | 185 | The Lovett School/Mike Muschamp | Atlanta, Ga. |
| 15 | Shuster, Michael | QB | Fr./Fr. | 6-2 | 200 | Camp Hill/Frank Gay | Camp Hill, Pa. |
| 16 | Fessler, Billy | QB | Jr./So. | 5-11 | 188 | Erie Cathedral Prep/Mike Mischler | Erie, Pa. |
| 16 | Petrishen, John | S | So./Fr. | 6-0 | 209 | Pittsburgh Central Catholic/Terry Totten | Lower Burrell, Pa. |
| 17 | Taylor, Garrett | CB | So./Fr. | 6-0 | 193 | Saint Christopher's/Lance Clolland | Richmond, Va. |
| 18 | Holland, Jonathan | TE/H | So./Fr. | 6-4 | 245 | The Bullis School/Patrick Cilento | Brandywine, Md. |
| 19 | Brown, Torrence * | DE | Jr./So. | 6-3 | 257 | Tuscaloosa Academy/Robert Johnson | Tuscaloosa, Ala. |
| 19 | Garrity, Gregg | WR | Sr./Sr. | 5-10 | 170 | North Allegheny/Art Walker | Pittsburgh, Pa. |
| 20 | Thomas, Johnathan | LB | Jr./So. | 5-11 | 220 | St. John's Prep/Jim O'Leary | Peabody, Mass. |
| 21 | Oruwaraye, Amani * | CB | Jr./So. | 6-1 | 201 | Gaither/Jason Stokes | Tampa, Fla. |
| 23 | Monroe, Ayron | S | So./Fr. | 5-11 | 204 | Saint Johns College H.S./Joe Patterson | Largo, Md. |
| 24 | Sanders, Miles | RB | Fr./Fr. | 5-11 | 205 | Woodland Hills/George Novak | Pittsburgh, Pa. |
| 25 | Walker, Von *** | LB | Sr./Sr. | 5-11 | 213 | Central Mountain/Vinny Kishbaugh | Mill Hall, Pa. |
| 26 | Barkley, Saquon * | RB | So./So. | 5-11 | 223 | Whitehall/Brian Gilbert | Coplay, Pa. |
| 27 | Johnson, T.J. | CB | Fr./Fr. | 6-2 | 180 | Euclid/Jeff Rotsky | Cleveland, Ohio |
| 28 | Apke, Troy ** | S | Jr./Jr. | 6-1 | 206 | Mount Lebanon/Mike Melnyk | Mt. Lebanon, Pa. |
| 29 | Reid, John * | CB | So./So. | 5-10 | 191 | St. Joseph's Prep/Gabe Infante | Mount Laurel, N.J. |
| 30 | Givens, Kevin | DT | So./Fr. | 6-1 | 275 | Altoona Area/John Franco | Altoona, Pa. |
| 31 | Brown, Cam | LB | Fr./Fr. | 6-5 | 215 | Bullis School/Patrick Cilento | Burtonsville, Md. |
| 32 | Paye, Irvine | RB | Sr./Jr. | 5-6 | 168 | West Orange/John Jacob | Orange, N.J. |
| 33 | Cooper, Jake * | LB | So./So. | 6-1 | 230 | Archbishop Wood/Steve Devlin | Doylestown, Pa. |
| 34 | Simmons, Shane | DE | Fr./Fr. | 6-3 | 240 | DeMatha/Elijah Brooks | Laurel, Md. |
| 36 | Johnson, Jan | LB | So./Fr. | 6-2 | 216 | Governor Mifflin/Dominic Vecchio | Mohnton, Pa. |
| 36 | Shorts, Troy | CB | So./Fr. | 5-10 | 192 | Woodsbury/Al Mailahn | Sicklerville, N.J. |
| 37 | Alston, Kyle | CB | Sr./Jr. | 5-9 | 180 | Robbinsville/Jason Gray | Robbinsville, N.J. |
| 37 | Gulla, Chris ** | K/P | Sr./Jr. | 6-1 | 196 | Toms River North/Chip LaBarca | Toms River, N.J. |
| 38 | Davis, Desi | CB | Jr./So. | 5-11 | 178 | Harrington/Matthew Bahr | Ardmore, Pa. |
| 39 | Di Leo, Frank | LB | So./Fr. | 5-9 | 210 | Saint Ignatius College Prep/John O'Connor | Elmhurst, Ill. |
| 39 | McPhearson, Josh | WR | Sr./Jr. | 5-10 | 197 | Annapolis Area Christian/Ken Lucas | Columbia, Md. |
| 40 | Cabinda, Jason ** | LB | Jr./Jr. | 6-1 | 232 | Hunterdon Central/Matthew Perotti | Flemington, N.J. |
| 40 | Eury, Nick | RB | Fr./Fr. | 5-9 | 213 | Lake-Lehman/Jerry Gilsky | Shavertown, Pa. |
| 41 | Cothren, Parker ** | DT | Sr./Jr. | 6-4 | 295 | Hazel Green/Matthew Putnam | Huntsville, Ala. |
| 41 | Ladonis, Zach * | SN | Sr./Jr. | 6-2 | 236 | Berwick Area/George Curry | Nescopeck, Pa. |
| 42 | Jordan, Ellison | DT | Fr./Fr. | 6-0 | 285 | Gilman School/Biff Poggi | Upper Marlboro, Md. |
| 43 | Bowen, Manny * | LB | So./So. | 6-1 | 220 | Barneget/Rob Davis | Barneget, N.J. |
| 44 | Toney, Shaka | DE | Fr./Fr. | 6-3 | 195 | Imhotep Charter/Albie Crosby | Philadelphia, Pa. |
| 44 | Yazujian, Tyler ** | SN | Sr./Sr. | 5-11 | 235 | Spring-Ford/Chad Brubaker | Royersford, Pa. |
| 45 | Dumond, Joe | LB | Fr./Fr. | 5-10 | 240 | St. Joseph's Prep/Gabe Infante | Philadelphia, Pa. |
| 46 | Castagna, Colin | DE | So./So. | 6-4 | 253 | Barrington/Joe Sanchez | Barrington, Ill. |
| 47 | Blair, Will | S | Fr./Fr. | 5-11 | 209 | Hempfield/Ron Zeiber | Lancaster, Pa. |
| 47 | Smith, Brandon | LB | Sr./Jr. | 6-0 | 228 | Lewisburg/Jeremy Winn | Winfield, Pa. |
| 48 | Miller, Shareef | DE | So./Fr. | 6-5 | 255 | George Washington/Ronald Cohen | Philadelphia, Pa. |
| 49 | Joseph, Daniel | DE | Fr./Fr. | 6-3 | 255 | Lake Forest Academy/Robin Bowkett | Brampton, Ontario, Canada |
| 51 | Gellerstedt, Alex | T | Fr./Fr. | 6-6 | 297 | Dublin Coffman/Mark Crabtree | Dublin, Ohio |
| 51 | Vranic, Jason | LB | Jr./Jr. | 6-0 | 217 | Erie C.C./Scott Pilkey | Wheatfield, N.Y. |
| 52 | Bates, Ryan | G/C | So./Fr. | 6-4 | 305 | Archbishop Wood/Steve Devlin | Warrington, Pa. |
| 52 | Cothran, Curtis * | DT | Sr./Jr. | 6-5 | 280 | Council Rock North/Adam Collachi | Newtown, Pa. |
| 53 | Dowrey, Derek *** | G/C | Gr./Sr. | 6-3 | 323 | John Handley/Tony Rayburn | Winchester, Va. |
| 54 | Windsor, Robert | DT | So./Fr. | 6-4 | 305 | Fond Du Lac/Mike Gnewuch | Fond Du Lac, Wis. |



NUMERICAL ROSTER [CONT.]

| NO. | NAME | POS. | CL./EL. | HT. | WT. | HIGH SCHOOL/COACH | HOMETOWN |
|-----|-------------------------|------|---------|------|-----|---------------------------------------|--------------------------------|
| 55 | Laurent, Wendy ** | C/G | Gr./Sr. | 6-2 | 297 | The Hun School/David Dudeck | Hamilton, N.J. |
| 55 | Shelton, Antonio | DT | Fr./Fr. | 6-2 | 290 | Westerville-North/Rodger Elander | Westerville, Ohio |
| 56 | Chavis, Tyrell | DT | Jr./Jr. | 6-3 | 298 | Nassau C.C./Joe Osovet | Richmond, Va. |
| 57 | Gonzalez, Steven | G/C | So./Fr. | 6-4 | 334 | Union City/Wil Valdez | Union City, N.J. |
| 58 | Sorell, Chance | T | Jr./So. | 6-5 | 293 | Middletown/Troy Everhart | Middletown, Ohio |
| 59 | Nelson, Andrew ** | T | Sr./Jr. | 6-6 | 306 | Hershey/Mark Painter | Hershey, Pa. |
| 60 | Beh, Noah * | T | Jr./So. | 6-6 | 300 | Scranton Prep/Nick Donato | Moscow, Pa. |
| 62 | Menet, Michal | G | Fr./Fr. | 6-4 | 296 | Exeter Township Senior/Matt Bauer | Birdsboro, Pa. |
| 64 | Simpson, Zach | G | So./Fr. | 6-3 | 292 | Holidaysburg Area/Homer DeLattre | Holidaysburg, Pa. |
| 66 | McGovern, Connor | C | Fr./Fr. | 6-5 | 310 | Lake-Lehman/Jerry Gilsky | Larksville, Pa. |
| 68 | Kelly, Hunter | G | Fr./Fr. | 6-2 | 280 | Neshaminy/Steve Wilmot | Langhorne, Pa. |
| 69 | De Boef, Adam | G/C | Jr./So. | 6-5 | 267 | State College Area/Al Wolski | State College, Pa. |
| 70 | Mahon, Brendan ** | G/C | Sr./Jr. | 6-4 | 320 | Randolph/Joe Lusardi | Randolph, N.J. |
| 71 | Fries, Will | T | Fr./Fr. | 6-6 | 295 | Cranford/Erik Rosenmeier | Cranford, N.J. |
| 72 | Gala, Brian *** | G/C | Gr./Sr. | 6-3 | 295 | Gilman School/Biff Poggi | Pasadena, Md. |
| 73 | Palmer, Paris * | T | Sr./Sr. | 6-7 | 300 | Lackawanna College (Pa.)/Mark Duda | Plymouth, N.C. |
| 75 | Brosnan, Brendan | T | Jr./So. | 6-6 | 295 | Maine South/Dave Inerra | Park Ridge, Ill. |
| 76 | Jenkins, Sterling | T | So./Fr. | 6-8 | 328 | Baldwin/Pete Wagner | Pittsburgh, Pa. |
| 77 | Wright, Chasz | T/G | Jr./So. | 6-7 | 343 | Milford Academy/Bill Chaplick | Woodbridge, Va. |
| 78 | Devenney, Tom | C/G | Sr./Jr. | 6-1 | 309 | Warwick/Bob Locker | Lititz, Pa. |
| 79 | Shuman, Charlie | T | Jr./So. | 6-8 | 290 | Pittsford Sutherland/Keith Molinich | Pittsford, N.Y. |
| 80 | Dalton, Danny | TE/H | Fr./Fr. | 6-4 | 247 | Marshfield/Lou Silva | Marshfield, Mass. |
| 81 | Bentley, Gordon | WR | Sr./Jr. | 6-0 | 198 | Wissahickon/Jeff Cappa | Blue Bell, Pa. |
| 81 | Grampp, Steven | TE/H | Fr./Fr. | 6-3 | 240 | East Stroudsburg North/Chuck Daily | East Stroudsburg, Pa. |
| 82 | Shoop, Tyler | WR | So./Fr. | 5-11 | 170 | Father Ryan/Bruce Lussier | Nashville, Tenn. |
| 83 | Bowers, Nick | TE/H | So./Fr. | 6-4 | 264 | Kittanning Senior/Frank Fabian | Kittanning, Pa. |
| 84 | Johnson, Juwan | WR | So./Fr. | 6-4 | 218 | Glassboro/Mark Maccarone | Glassboro, N.J. |
| 85 | Lutz, Isaac | WR | Fr./Fr. | 5-11 | 190 | Berks Catholic/Rick Keeley | Reading, Pa. |
| 86 | Hodgens, Cody | WR | Gr./Jr. | 5-7 | 173 | Robinson/Mike DePue | Wesley Chapel, Fla. |
| 87 | Darien, Dae'Lun | WR | Fr./Fr. | 6-4 | 195 | Dunbar/Lawrence Smith | Baltimore, Md. |
| 88 | Gesicki, Mike ** | TE/H | Jr./Jr. | 6-6 | 252 | Southern Regional/Chuck Donahue | Manahawkin, N.J. |
| 89 | Pancoast, Tom | TE/H | Sr./Jr. | 6-3 | 235 | Unionville/Pat Clark | West Chester, Pa. |
| 90 | Barbir, Alex | K | Fr./Fr. | 5-9 | 195 | South Forsyth/Jeff Arnette | Cumming, Ga. |
| 90 | Sickels, Garrett ** | DE | Sr./Jr. | 6-4 | 260 | Red Bank Regional/Nick Giglio | Red Bank, N.J. |
| 91 | Monk, Ryan | DT | So./Fr. | 6-1 | 290 | Dallas/Bob Zaruta | Dallas, Pa. |
| 92 | Pasquariello, Daniel ** | P | Jr./Jr. | 6-1 | 197 | Xavier College HS/ | Melbourne, Victoria, Australia |
| 93 | Gillikin, Blake | P/K | Fr./Fr. | 6-2 | 182 | The Westminster Schools/Gerry Romberg | Smyrna, Ga. |
| 93 | White, Antoine * | DT | Jr./So. | 6-2 | 290 | Millville/Jason Durham | Millville, N.J. |
| 94 | Schwan, Evan ** | DE | Gr./Sr. | 6-6 | 263 | Central Dauphin/Glen McNamee | Harrisburg, Pa. |
| 95 | Davis, Tyler * | K/P | Sr./Jr. | 5-11 | 180 | North/-- | St. Charles, Ill. |
| 96 | Iyke, Immanuel | DT | So./Fr. | 6-2 | 280 | Parsippany Hills/Dave Albano | Hackettstown, N.J. |
| 96 | Vasey, Kyle | SN | Jr./So. | 6-2 | 242 | Wallenpaupack/Mark Watson | Hawley, Pa. |
| 97 | Buchholz, Ryan | DE | So./Fr. | 6-6 | 270 | Great Valley/Dan Ellis | Malvern, Pa. |
| 97 | Cox, Nick | SN | So./Fr. | 6-0 | 234 | Jesuit/Matt Thompson | Tampa, Fla. |
| 98 | Wombacker, Jordan | K/P | So./Fr. | 5-10 | 172 | Hickory/Bill Brest | Hermitage, Pa. |
| 99 | Julius, Joey * | K | Jr./So. | 5-10 | 258 | Lower Dauphin/Rob Klock | Hummelstown, Pa. |
| 99 | Thrift, Brenon | DT | Jr./So. | 6-3 | 290 | Lackawanna C.C./Mark Duda | Monroeville, Pa. |

* - Letters won

^ - 5th-year senior



@PennStateFBall



PSUFBall

2016

PSUnvaled.com

GoPSUsports.com

ALPHABETICAL ROSTER

| NO. | NAME | POS. | CL./EL. | HT. | WT. | HIGH SCHOOL/COACH | HOMETOWN |
|-----|------------------------|------|---------|------|-----|---|---------------------------|
| 2 | Allen, Marcus ** | S | Jr./Jr. | 6-2 | 202 | Dr. Henry A. Wise, Jr./Dalawn Parrish | Upper Marlboro, Md. |
| 8 | Allen, Mark * | RB | Jr./So. | 5-6 | 181 | DeMatha/Elijah Brooks | Hyattsville, Md. |
| 37 | Alston, Kyle | CB | Sr./Jr. | 5-9 | 180 | Robbinsville/Jason Gray | Robbinsville, N.J. |
| 28 | Apke, Troy ** | S | Jr./Jr. | 6-1 | 206 | Mount Lebanon/Mike Melnyk | Mt. Lebanon, Pa. |
| 90 | Barbir, Alex | K | Fr./Fr. | 5-9 | 195 | South Forsyth/Jeff Arnette | Cumming, Ga. |
| 26 | Barkley, Saquon * | RB | So./So. | 5-11 | 223 | Whitehall/Brian Gilbert | Coplay, Pa. |
| 52 | Bates, Ryan | G/C | So./Fr. | 6-4 | 305 | Archbishop Wood/Steve Devlin | Warrington, Pa. |
| 60 | Beh, Noah * | T | Jr./So. | 6-6 | 300 | Scranton Prep/Nick Donato | Moscow, Pa. |
| 11 | Bell, Brandon *** | LB | Sr./Sr. | 6-1 | 233 | Oakcrest/Chuck Smith | Mays Landing, N.J. |
| 81 | Bentley, Gordon | WR | Sr./Jr. | 6-0 | 198 | Wissahickon/Jeff Cappa | Blue Bell, Pa. |
| 13 | Blacknall, Saeed ** | WR | Jr./Jr. | 6-3 | 212 | Manalapan/Ed Gurrieri | Manalapan, N.J. |
| 47 | Blair, Will | S | Fr./Fr. | 5-11 | 209 | Hempfield/Ron Zeiber | Lancaster, Pa. |
| 43 | Bowen, Manny * | LB | So./So. | 6-1 | 220 | Barneget/Rob Davis | Barneget, N.J. |
| 83 | Bowers, Nick | TE/H | So./Fr. | 6-4 | 264 | Kittanning Senior/Frank Fabian | Kittanning, Pa. |
| 75 | Brosnan, Brendan | T | Jr./So. | 6-6 | 295 | Maine South/Dave Inserra | Park Ridge, Ill. |
| 31 | Brown, Cam | LB | Fr./Fr. | 6-5 | 215 | Bullis School/Patrick Cilento | Burtonsville, Md. |
| 19 | Brown, Torrence * | DE | Jr./So. | 6-3 | 257 | Tuscaloosa Academy/Robert Johnson | Tuscaloosa, Ala. |
| 97 | Buchholz, Ryan | DE | So./Fr. | 6-6 | 270 | Great Valley/Dan Ellis | Malvern, Pa. |
| 40 | Cabinda, Jason ** | LB | Jr./Jr. | 6-1 | 232 | Hunterdon Central/Matthew Perotti | Flemington, N.J. |
| 1 | Campbell, Christian ** | CB | Jr./Jr. | 6-1 | 194 | Central/Woodrow Lowe | Phenix City, Ala. |
| 46 | Castagna, Colin | DE | So./So. | 6-4 | 253 | Barrington/Joe Sanchez | Barrington, Ill. |
| 11 | Charles, Irvin | WR | So./Fr. | 6-4 | 219 | Paul VI/John Doherty | Sicklerville, N.J. |
| 56 | Chavis, Tyrell | DT | Jr./Jr. | 6-3 | 298 | Nassau C.C./Joe Osovet | Richmond, Va. |
| 33 | Cooper, Jake * | LB | So./So. | 6-1 | 230 | Archbishop Wood/Steve Devlin | Doylestown, Pa. |
| 52 | Cothran, Curtis * | DT | Sr./Jr. | 6-5 | 280 | Council Rock North/Adam Collachi | Newtown, Pa. |
| 41 | Cothren, Parker ** | DT | Sr./Jr. | 6-4 | 295 | Hazel Green/Matthew Putnam | Huntsville, Ala. |
| 97 | Cox, Nick | SN | So./Fr. | 6-0 | 234 | Jesuit/Matt Thompson | Tampa, Fla. |
| 80 | Dalton, Danny | TE/H | Fr./Fr. | 6-4 | 247 | Marshfield/Lou Silva | Marshfield, Mass. |
| 87 | Darien, Dae'Lun | WR | Fr./Fr. | 6-4 | 195 | Dunbar/Lawrence Smith | Baltimore, Md. |
| 38 | Davis, Desi | CB | Jr./So. | 5-11 | 178 | Harrington/Matthew Bahr | Ardmore, Pa. |
| 95 | Davis, Tyler * | K/P | Sr./Jr. | 5-11 | 180 | North/-- | St. Charles, Ill. |
| 69 | De Boef, Adam | G/C | Jr./So. | 6-5 | 267 | State College Area/AI Wolski | State College, Pa. |
| 78 | Devenney, Tom | C/G | Sr./Jr. | 6-1 | 309 | Warwick/Bob Locker | Lititz, Pa. |
| 39 | Di Leo, Frank | LB | So./Fr. | 5-9 | 210 | Saint Ignatius College Prep/John O'Connor | Elmhurst, Ill. |
| 53 | Dowrey, Derek *** | G/C | Gr./Sr. | 6-3 | 323 | John Handley/Tony Rayburn | Winchester, Va. |
| 45 | Dumond, Joe | LB | Fr./Fr. | 5-10 | 240 | St. Joseph's Prep/Gabe Infante | Philadelphia, Pa. |
| 40 | Eury, Nick | RB | Fr./Fr. | 5-9 | 213 | Lake-Lehman/Jerry Gilsky | Shavertown, Pa. |
| 7 | Farmer, Koa * | LB | Jr./So. | 6-1 | 222 | Notre Dame/Kevin Rooney | Lake View Terrace, Calif. |
| 16 | Fessler, Billy | QB | Jr./So. | 5-11 | 188 | Erie Cathedral Prep/Mike Mischler | Erie, Pa. |
| 71 | Fries, Will | T | Fr./Fr. | 6-6 | 295 | Cranford/Erik Rosenmeier | Cranford, N.J. |
| 72 | Gaia, Brian *** | G/C | Gr./Sr. | 6-3 | 295 | Gilman School/Biff Poggi | Pasadena, Md. |
| 19 | Garrity, Gregg | WR | Sr./Sr. | 5-10 | 170 | North Allegheny/Art Walker | Pittsburgh, Pa. |
| 51 | Gellerstedt, Alex | T | Fr./Fr. | 6-6 | 297 | Dublin Coffman/Mark Crabtree | Dublin, Ohio |
| 88 | Gesicki, Mike ** | TE/H | Jr./Jr. | 6-6 | 252 | Southern Regional/Chuck Donahue | Manahawkin, N.J. |
| 93 | Gillikin, Blake | P/K | Fr./Fr. | 6-2 | 182 | The Westminster Schools/Gerry Romberg | Smyrna, Ga. |
| 30 | Givens, Kevin | DT | So./Fr. | 6-1 | 275 | Altoona Area/John Franco | Altoona, Pa. |
| 12 | Godwin, Chris ** | WR | Jr./Jr. | 6-1 | 205 | Middletown/Mark DelPercio | Middletown, Del. |
| 6 | Golden, Malik *** | S | Gr./Sr. | 6-0 | 205 | Cheshire Academy/Dan O'dea | Hartford, Conn. |
| 57 | Gonzalez, Steven | G/C | So./Fr. | 6-4 | 334 | Union City/Wil Valdez | Union City, N.J. |
| 81 | Grampp, Steven | TE/H | Fr./Fr. | 6-3 | 240 | East Stroudsburg North/Chuck Daily | East Stroudsburg, Pa. |
| 37 | Gulla, Chris ** | K/P | Sr./Jr. | 6-1 | 196 | Toms River North/Chip LaBarca | Toms River, N.J. |
| 15 | Haley, Grant ** | CB | Jr./Jr. | 5-9 | 185 | The Lovett School/Mike Muschamp | Atlanta, Ga. |
| 5 | Hamilton, DaeSean ** | WR | Sr./Jr. | 6-1 | 205 | Mountain View/Lou Sorrentino | Fredericksburg, Va. |
| 86 | Hodgens, Cody | WR | Gr./Jr. | 5-7 | 173 | Robinson/Mike DePue | Wesley Chapel, Fla. |
| 18 | Holland, Jonathan | TE/H | So./Fr. | 6-4 | 245 | The Bullis School/Patrick Cilento | Brandywine, Md. |
| 96 | Iyke, Immanuel | DT | So./Fr. | 6-2 | 280 | Parsippany Hills/Dave Albano | Hackettstown, N.J. |
| 76 | Jenkins, Sterling | T | So./Fr. | 6-8 | 328 | Baldwin/Pete Wagner | Pittsburgh, Pa. |
| 36 | Johnson, Jan | LB | So./Fr. | 6-2 | 216 | Governor Mifflin/Dominic Vecchio | Mohnton, Pa. |
| 84 | Johnson, Juwan | WR | So./Fr. | 6-4 | 218 | Glassboro/Mark Maccarone | Glassboro, N.J. |
| 27 | Johnson, T.J. | CB | Fr./Fr. | 6-2 | 180 | Euclid/Jeff Rotsky | Cleveland, Ohio |
| 42 | Jordan, Ellison | DT | Fr./Fr. | 6-0 | 285 | Gilman School/Biff Poggi | Upper Marlboro, Md. |
| 49 | Joseph, Daniel | DE | Fr./Fr. | 6-3 | 255 | Lake Forest Academy/Robin Bowkett | Brampton, Ontario, Canada |
| 99 | Julius, Joey * | K | Jr./So. | 5-10 | 258 | Lower Dauphin/Rob Klock | Hummelstown, Pa. |
| 68 | Kelly, Hunter | G | Fr./Fr. | 6-2 | 280 | Neshaminy/Steve Wilmot | Langhorne, Pa. |
| 41 | Ladonis, Zach * | SN | Sr./Jr. | 6-2 | 236 | Berwick Area/George Curry | Nescopeck, Pa. |
| 55 | Laurent, Wendy ** | C/G | Gr./Sr. | 6-2 | 297 | The Hun School/David Dudeck | Hamilton, N.J. |
| 85 | Lutz, Isaac | WR | Fr./Fr. | 5-11 | 190 | Berks Catholic/Rick Keeley | Reading, Pa. |
| 70 | Mahon, Brendan ** | G/C | Sr./Jr. | 6-4 | 320 | Randolph/Joe Lusardi | Randolph, N.J. |
| 66 | McGovern, Connor | C | Fr./Fr. | 6-5 | 310 | Lake-Lehman/Jerry Gilsky | Larksville, Pa. |
| 39 | McPhearson, Josh | WR | Sr./Jr. | 5-10 | 197 | Annapolis Area Christian/Ken Lucas | Columbia, Md. |



ALPHABETICAL ROSTER [CONT.]

| NO. | NAME | POS. | CL./EL. | HT. | WT. | HIGH SCHOOL/COACH | HOMETOWN |
|-----|-------------------------|------|---------|------|-----|--|--------------------------------|
| 14 | McPhearson, Zech | CB | Fr./Fr. | 5-11 | 180 | Riverdale Baptist School/Caesar Nettles | Columbia, Md. |
| 9 | McSorley, Trace | QB | Jr./So. | 6-0 | 205 | Briar Woods/Charlie Pierce | Ashburn, Va. |
| 62 | Menet, Michal | G | Fr./Fr. | 6-4 | 296 | Exeter Township Senior/Matt Bauer | Birdsboro, Pa. |
| 9 | Miller, Jarvis | LB | So./Fr. | 6-2 | 205 | Windsor Locks/Suffield/East Granby/Jason Qua | Suffield, Conn. |
| 48 | Miller, Shareef | DE | So./Fr. | 6-5 | 255 | George Washington/Ronald Cohen | Philadelphia, Pa. |
| 91 | Monk, Ryan | DT | So./Fr. | 6-1 | 290 | Dallas/Bob Zaruta | Dallas, Pa. |
| 23 | Monroe, Ayron | S | So./Fr. | 5-11 | 204 | Saint Johns College H.S./Joe Patterson | Largo, Md. |
| 59 | Nelson, Andrew ** | T | Sr./Jr. | 6-6 | 306 | Hershey/Mark Painter | Hershey, Pa. |
| 21 | Oruwariye, Amani * | CB | Jr./So. | 6-1 | 201 | Gaither/Jason Stokes | Tampa, Fla. |
| 73 | Palmer, Paris * | T | Sr./Sr. | 6-7 | 300 | Lackawanna College (Pa.)/Mark Duda | Plymouth, N.C. |
| 89 | Pancoast, Tom | TE/H | Sr./Jr. | 6-3 | 235 | Unionville/Pat Clark | West Chester, Pa. |
| 92 | Pasquariello, Daniel ** | P | Jr./Jr. | 6-1 | 197 | Xavier College HS/ | Melbourne, Victoria, Australia |
| 32 | Paye, Irvine | RB | Sr./Jr. | 5-6 | 168 | West Orange/John Jacob | Orange, N.J. |
| 16 | Petrishen, John | S | So./Fr. | 6-0 | 209 | Pittsburgh Central Catholic/Terry Totten | Lower Burrell, Pa. |
| 10 | Polk, Brandon * | WR | So./So. | 5-9 | 175 | Briar Woods/Charlie Pierce | Ashburn, Va. |
| 29 | Reid, John * | CB | So./So. | 5-10 | 191 | St. Joseph's Prep/Gabe Infante | Mount Laurel, N.J. |
| 6 | Robinson, Andre | RB | So./Fr. | 5-9 | 216 | Bishop McDevitt/Jeff Weachter | Mechanicsburg, Pa. |
| 24 | Sanders, Miles | RB | Fr./Fr. | 5-11 | 205 | Woodland Hills/George Novak | Pittsburgh, Pa. |
| 94 | Schwan, Evan ** | DE | Gr./Sr. | 6-6 | 263 | Central Dauphin/Glen McNamee | Harrisburg, Pa. |
| 4 | Scott, Nick * | S | Jr./So. | 5-11 | 200 | Fairfax/Kevin Simonds | Fairfax, Va. |
| 55 | Shelton, Antonio | DT | Fr./Fr. | 6-2 | 290 | Westerville-North/Rodger Elander | Westerville, Ohio |
| 82 | Shoop, Tyler | WR | So./Fr. | 5-11 | 170 | Father Ryan/Bruce Lussier | Nashville, Tenn. |
| 36 | Shorts, Troy | CB | So./Fr. | 5-10 | 192 | Woodbury/AI Mailahn | Sicklerville, N.J. |
| 79 | Shuman, Charlie | T | Jr./So. | 6-8 | 290 | Pittsford Sutherland/Keith Molinich | Pittsford, N.Y. |
| 15 | Shuster, Michael | QB | Fr./Fr. | 6-2 | 200 | Camp Hill/Frank Gay | Camp Hill, Pa. |
| 90 | Sickels, Garrett ** | DE | Sr./Jr. | 6-4 | 260 | Red Bank Regional/Nick Giglio | Red Bank, N.J. |
| 34 | Simmons, Shane | DE | Fr./Fr. | 6-3 | 240 | DeMatha/Elijah Brooks | Laurel, Md. |
| 64 | Simpson, Zach | G | So./Fr. | 6-3 | 292 | Holidaysburg Area/Homer DeLattre | Holidaysburg, Pa. |
| 47 | Smith, Brandon | LB | Sr./Jr. | 6-0 | 228 | Lewisburg/Jeremy Winn | Winfield, Pa. |
| 12 | Smith, Jordan * | CB | Sr./Sr. | 5-10 | 185 | H.D. Woodson/Greg Fuller | Washington, D.C. |
| 58 | Sorrell, Chance | T | Jr./So. | 6-5 | 293 | Middletown/Troy Everhart | Middletown, Ohio |
| 2 | Stevens, Tommy | QB | So./Fr. | 6-4 | 218 | Decatur Central/Justin Dixson | Indianapolis, Ind. |
| 17 | Taylor, Garrett | CB | So./Fr. | 6-0 | 193 | Saint Christopher's/Lance Clelland | Richmond, Va. |
| 20 | Thomas, Johnathan | LB | Jr./So. | 5-11 | 220 | St. John's Prep/Jim O'Leary | Peabody, Mass. |
| 3 | Thompkins, DeAndre * | WR | Jr./So. | 5-11 | 190 | Swansboro/Tim Laspada | Hubert, N.C. |
| 99 | Thrift, Brenon | DT | Jr./So. | 6-3 | 290 | Lackawanna C.C./Mark Duda | Monroeville, Pa. |
| 44 | Toney, Shaka | DE | Fr./Fr. | 6-3 | 195 | Imhotep Charter/Albie Crosby | Philadelphia, Pa. |
| 96 | Vasey, Kyle | SN | Jr./So. | 6-2 | 242 | Wallenpaupack/Mark Watson | Hawley, Pa. |
| 51 | Vranic, Jason | LB | Jr./Jr. | 6-0 | 217 | Erie C.C./Scott Pilkey | Wheatfield, N.Y. |
| 25 | Walker, Von *** | LB | Sr./Sr. | 5-11 | 213 | Central Mountain/Vinny Kishbaugh | Mill Hall, Pa. |
| 5 | Wartman-White, Nyeem ** | LB | Gr./Sr. | 6-1 | 240 | Valley View/George Howanitz | Philadelphia, Pa. |
| 93 | White, Antoine * | DT | Jr./So. | 6-2 | 290 | Milville/Jason Durham | Milville, N.J. |
| 54 | Windsor, Robert | DT | So./Fr. | 6-4 | 305 | Fond Du Lac/Mike Gnewuch | Fond Du Lac, Wis. |
| 98 | Wombacker, Jordan | K/P | So./Fr. | 5-10 | 172 | Hickory/Bill Brest | Hermitage, Pa. |
| 77 | Wright, Chasz | T/G | Jr./So. | 6-7 | 343 | Milford Academy/Bill Chaplick | Woodbridge, Va. |
| 44 | Yazujian, Tyler ** | SN | Sr./Sr. | 5-11 | 235 | Spring-Ford/Chad Brubaker | Royersford, Pa. |
| 7 | Zembiec, Jake | QB | Fr./Fr. | 6-3 | 205 | Aquinas Institute/Chris Battaglia | Rochester, N.Y. |

* - Letters won

^ - 5th-year senior



@PennStateFBall



PSUfball

2016

PSUnrivaled.com

GoPSUsports.com

THE LAST TIME...

PENN STATE

| | |
|--|--|
| 100-149 Yards Rushing: | 105, Saquon Barkley vs. Kent State, 2016 |
| 150-199 Yards Rushing: | 194, Saquon Barkley at Ohio State, 2015 |
| 200-299 Yards Rushing: | 202, Saquon Barkley vs. Maryland, 2016 |
| 300+ Yards Rushing: | 327, Larry Johnson at Indiana, 2002 |
| 30-34 Rushing Attempts: | 31, Saquon Barkley vs. Maryland, 2016 |
| 35+ Rushing Attempts: | 35, Zach Zwinak vs. Nebraska, 2013 |
| Three Touchdowns Rushing: | Saquon Barkley (4) at Pitt, 2016 |
| Four Touchdowns Rushing: | Saquon Barkley at Pitt, 2016 |
| Five Touchdowns Rushing: | Ki-Jana Carter vs. Michigan State, 1994 |
| 60-Yard Run: | 75, Akeel Lynch vs. Rutgers, 2015 |
| 70-Yard Run: | 75, Akeel Lynch vs. Rutgers, 2015 |
| 80-Yard Run: | 84, Larry Johnson vs. Illinois, 2002 |
| 90-Yard Run: | 92, Bill Belton at Indiana, 2014 |
| Two Players Rush For 100 Yards: | Saquon Barkley (195) & Akeel Lynch (120) vs. Rutgers, 2015 |
| Four Rushing TD in One Quarter: | vs. UMass, 2014 (2nd; Belton (2), Zwinak (2)) |
| 300 Yards Passing: | 335, Trace McSorley vs. Minnesota, 2016 |
| 350 Yards Passing: | 371, Christian Hackenberg vs. Boston College, 2014 # |
| 400 Yards Passing: | 454, Christian Hackenberg vs. UCF, 2014 # |
| 20-24 Pass Completions: | 24, Trace McSorley at Pitt, 2016 |
| 25-29 Pass Completions: | 25, Christian Hackenberg at Rutgers, 2014 |
| 30-34 Pass Completions: | 34, Christian Hackenberg vs. Boston College, 2014 # |
| 35+ Pass Completions: | 35, Matt McGloin vs. Northwestern, 2012 |
| 30-39 Pass Attempts: | 35, Trace McSorley at Pitt, 2016 |
| 40-49 Pass Attempts: | 41, Trace McSorley vs. Minnesota, 2016 |
| 50+ Pass Attempts: | 50, Christian Hackenberg vs. Boston College, 2014 # |
| Four Touchdown Passes: | Christian Hackenberg vs. Boston College, 2014 # |
| Five Touchdown Passes: | Rashard Casey vs. Louisiana Tech, 2000 |
| Four Interceptions Thrown: | Zack Mills at Boston College, 2004 |
| 300-349 Yards Total Offense: | 325, Trace McSorley (332 P, -7 R) at Pitt, 2016 |
| 350-399 Yards Total Offense: | 371, C. Hackenberg (371 P, 0 R) vs. Boston College, 2014 # |
| 400+ Yards Total Offense: | 408, Trace McSorley (335 P, 73 R) vs. Minnesota, 2016 |
| 100-149 Yards Receiving: | 117, Chris Godwin vs. Temple, 2016 |
| 150-199 Yards Receiving: | 173, Geno Lewis & 165, DaeSean Hamilton vs. UCF, 2014 # |
| 200+ Yards Receiving: | 216, Deon Butler vs. Northwestern, 2006 |
| Two Players w/ 100 Yards Receiving: | Geno Lewis (109) & DaeSean Hamilton (103) at Rutgers, 2014 |
| Two Players w/ 150 Yards Receiving: | Geno Lewis (173) & DaeSean Hamilton (165) |
| Back-to-Back 100 Yards Receiving Games: | Chris Godwin, 2015 (103 at Ohio State; 135 vs. Maryland) |
| Three Straight 100-yard Receiving Games: | Allen Robinson, 2013 (133 vs. Syracuse; 129 vs. Eastern Michigan; 143 vs. UCF) |
| 10+ Receptions: | 14, DaeSean Hamilton vs. Ohio State, 2014 |
| 50-Yard Reception: | 53, Mike Gesicki from Trace McSorley vs. Minnesota, 2016 |
| 60-Yard Reception: | 68, A. Breneman from C. Hackenberg at Wisconsin, 2013 |
| 70-Yard Reception: | 70, DeAndre Thompkins from Trace McSorley vs. Maryland, 2016 |
| 80-Yard Reception: | 80, Irvin Charles from Trace McSorley vs. Minnesota, 2016 |
| Three Touchdowns Receiving: | Allen Robinson vs. Indiana, 2012 |
| Four Touchdowns Receiving: | Bobby Engram vs. Minnesota, 1993 |
| 150-199 All-Purpose Yards: | 170, Saquon Barkley at Northwestern, 2015 |
| 200-249 All-Purpose Yards: | 202, Saquon Barkley vs. Maryland, 2016 |
| 250+ All-Purpose Yards: | 289, Larry Johnson vs. Michigan State, 2002 |
| Five Touchdowns Scored: | 5 (4 rushing, 1 receiving) Saquon Barkley at Pitt, 2016 |
| Kickoff Return For Touchdown: | 95, Chaz Powell vs. Indiana State, 2011 |
| Rushing, Receiving & Kickoff Return TDs: | Derrick Williams vs. Illinois, 2008 |
| 100-Yard Kickoff Return: | 100, Chaz Powell vs. Youngstown State, 2010 |
| Punt Return For Touchdown: | 63, Derrick Williams at Wisconsin, 2008 |
| 80-Yard Punt Return: | 81, Bryant Johnson vs. Michigan State, 2002 |
| Zero Punts in a Game: | Purdue, 2013 |
| Multiple Interceptions: | 2, Trevor Williams, at Rutgers, 2014 |
| 90-Yard Interception Return: | 99, Michael Mauti, at Illinois, 2012 |
| Interception Return For Touchdown: | 30, Amani Oruwariye vs. Kent State, 2016 |
| Five Interceptions in a Game (Team): | at Rutgers, 2014 |
| Fumble Return For Touchdown: | 71, Austin Johnson vs. San Diego State, 2015 |
| Blocked Field Goal: | Kyle Baublitz at Michigan, 2013 |
| Blocked Extra Point: | Parker Cothren at Northwestern, 2015 |
| Blocked Punt: | Von Walker vs. Michigan, 2015 |
| Blocked Punt For Touchdown: | Michael Yancich vs. Ohio State, 2012 (Mike Hull block) |
| Safety: | Devon Still (sack in end zone) at Minnesota, 2010 |
| 50-Yard Field Goal: | 50, Sam Ficken vs. Temple, 2014 |
| Four Field Goals: | Sam Ficken vs. Maryland, 2014 |
| Five Field Goals: | Collin Wagner vs. Temple, 2010 |

OPPONENT

| | |
|------------------------------------|--|
| 100-149 Yards Rushing: | 104, Rodney Smith; 100 Shannon Brooks, Minnesota, 2016 |
| 150-199 Yards Rushing: | 186, Justin Jackson, at Northwestern, 2015 |
| 200+ Yards Rushing: | 203, BenJarvus Green-Ellis, Indiana, 2003 |
| 30-34 Rushing Attempts: | 30, Jeremy Langford, Michigan State, 2014 |
| 35+ Rushing Attempts: | 44, Mike Hart, Michigan, 2007 (OR) |
| Three Touchdowns Rushing: | Trevor Siemian, Northwestern, 2014 |
| Four Touchdowns Rushing: | Montee Ball, Wisconsin, 2011 |
| 50-Yard Run: | 56, A.J. Schurr, Army, 2015 |
| 70-Yard Run: | 79, Rashard Mendenhall, Illinois, 2006 |
| Two Players Rush For 100 Yards: | Rodney Smith (104) & Shannon Brooks (100) Minnesota, 2016 |
| 300-399 Yards Passing: | 339, Joel Stave, Wisconsin, 2013 |
| 400-499 Yards Passing: | 454, Cameron Coffman, Indiana, 2014 |
| 500+ Yards Passing: | 532, Case Keenum, Houston, 2012 (OR) * |
| 25-29 Pass Completions: | 25, Phillip Walker, Temple, 2016 |
| 30-44 Pass Completions: | 33, Blake Frohnapfel, UMass, 2014 |
| 45+ Pass Completions: | 45, Case Keenum, Houston, 2012 (OR) * |
| 30-39 Pass Attempts: | 40, Mitch Leidner, Minnesota, 2016 |
| 40-49 Pass Attempts: | 40, Mitch Leidner, Minnesota, 2016 |
| 50-49 Pass Attempts: | 53, Joel Stave, Wisconsin, 2013 |
| 60+ Pass Attempts: | 61, Brian Hoyer, Michigan State, 2006 |
| Four Touchdown Passes: | Mark Sanchez, USC, 2009 ^ |
| Four Interceptions Thrown: | P.J. Walker, Temple, 2014 |
| Five Interceptions Thrown: | Gary Nova, Rutgers, 2014 |
| 300-399 Yards Total Offense: | 349, Perry Hills (225 P, 124 R), vs. Maryland, 2015 |
| 400-499 Yards Total Offense: | 437, Cameron Coffman (454 P, -17 R), Indiana, 2014 |
| 500+ Yards Total Offense: | 542, C. Keenum (532 P, 10 R), Houston, 2012 (OR) * |
| 100-149 Yards Receiving: | 101, Brian Smith, Minnesota, 2016 |
| 150-199 Yards Receiving: | 162, Damian Williams, USC, 2009 ^ |
| 200+ Yards Receiving: | 228, Patrick Edwards, Houston, 2012 * |
| 10+ Receptions: | 11, Mike Dudek, Illinois, 2013 |
| 70-Yard Reception: | 75, Jalen Fitzpatrick from P.J. Walker, Temple, 2014 |
| 80-Yard Reception: | 80, D. Barnes from K. Hess, Youngstown State, 2010 |
| 90-Yard Reception: | 99, Thomas Lewis from John Paci, Indiana, 1993 |
| Three Touchdown Receptions: | Da'Jon McKnight, Minnesota, 2010 |
| Kickoff Return For Touchdown: | 96, Solomon Vault, at Northwestern, 2015 |
| 90-Yard Kickoff Return: | 96, Solomon Vault, at Northwestern, 2015 |
| 100-Yard Kickoff Return: | 100, Rashaad Penny, San Diego State, 2015 |
| Punt Return For Touchdown: | 75, Venric Mark, Northwestern, 2012 |
| 70-Yard Punt Return: | 75, Venric Mark, Northwestern, 2012 |
| 80-Yard Punt Return: | 87, Willie Reid, Florida State, 2006 Orange |
| Interception Return For Touchdown: | 13, Malik McDowell, at Michigan State, 2015 |
| Fumble Return For Touchdown: | 20, Elcee Refugee, Kent State, 2016 |
| Blocked Punt: | Lorenzo Harrison, Maryland, 2016 |
| Blocked Punt For Touchdown: | 27, Lerentee McCray, Florida, 2011 \$ |
| Blocked Field Goal: | Kyle Kelley, San Diego State, 2015 |
| Blocked Extra Point: | Rob Bain (2X), Illinois, 2015 |
| Safety: | Team (snap out of the end zone on punt), at Michigan, 2014 |
| Defensive Extra Point: | 99, D.J. Johnson, Iowa, 2002 |
| 50-Yard Field Goal: | 50, Derek Dimke, Illinois, 2010 |
| Four Field Goals: | Emmit Carpenter, Minnesota, 2016 |

^ - Rose Bowl

\$ - Outback Bowl

* - TicketCity Bowl

- Croke Park Classic (Dublin, Ireland)

% - Pinstripe Bowl

& - TaxSlayer Bowl

(OR) - Opponent Record



@PennStateFBall



PSUFBall

2016

PSUnvaled.com

GoPSUsports.com

RECORD WATCH

RUSHING YARDAGE, CAREER

| | | |
|-----|--------------|-----------------------------------|
| 1. | 3,932 | Evan Royster, 2007-10 |
| ... | | |
| 14. | 2,236 | Charlie Pittman, 1967-69 |
| 15. | 2,108 | Zach Zwinak, 2011-14 |
| 16. | 2,072 | Booker Moore, 1977-80 |
| 17. | 2,042 | Jon Williams, 1980-83 |
| 18. | 2,002 | Franco Harris, 1969-71 |
| 19. | 1,756 | Richie Anderson, 1989-92 |
| 20. | 1,694 | Mike Archie, 1992-95 |
| 21. | 1,678 | Silas Redd, 2010-11 |
| 22. | 1,658 | Saquon Barkley, 2015-pres. |
| 23. | 1,657 | Rodney Kinlaw, 2004-07 |
| | 1,657 | Bill Belton, 2011-14 |
| 25. | 1,637 | Michael Robinson, 2002-05 |

RUSHING YARDAGE, SEASON

| | | |
|-----|-------|-----------------------------|
| 1. | 2,087 | Larry Johnson, 2002 |
| ... | | |
| 15. | 1,082 | Lenny Moore, 1954 |
| 16. | 1,076 | <i>Saquon Barkley, 2016</i> |
| 17. | 1,047 | Tony Hunt, 2005 |
| 18. | 1,044 | Curt Warner, 1981 |
| 19. | 1,041 | Curt Warner, 1982 |
| 20. | 1,026 | Ki-Jana Carter, 1993 |
| 21. | 1,014 | Evan Royster, 2010 |
| 22. | 1,002 | D.J. Dozier, 1983 |
| 23. | 1,000 | Zach Zwinak, 2012 |

100-YARD RUSHING GAMES, CAREER

| | | |
|-----|----------|-----------------------------------|
| 1. | 18 | Curt Warner, 1979-82 |
| 2. | 17 | Ki-Jana Carter, 1993-94 |
| | 17 | Curtis Enis, 1995-97 |
| | 17 | Blair Thomas, 1986-89 |
| 5. | 15 | Tony Hunt, 2004-06 |
| 15. | 15 | Lydell Mitchell, 1969-71 |
| | 15 | Evan Royster, 2007-10 |
| 8. | 13 | John Cappelletti, 1972-73 |
| 9. | 12 | Lenny Moore, 1953-55 |
| 10. | 11 | D.J. Dozier, 1983-86 |
| 11. | 11 | Zach Zwinak, 2012-13 |
| 12. | 10 | Charlie Pittman, 1967-69 |
| 13. | 9 | Eric McCoo, 1998-2000 |
| 14. | 8 | Larry Johnson, 2002 |
| | 8 | Matt Suhey, 1976-79 |
| 16. | 7 | Silas Redd, 2010-11 |
| | 7 | Saquon Barkley, 2015-pres. |
| 18. | 6 | Bob Campbell, 1966-68 |
| | 6 | Rodney Kinlaw, 2007 |

TOTAL OFFENSE, GAME

| | | |
|----|--------------------------|--|
| 1. | 456 (2 R, 454 P) | C. Hackenberg vs. UCF, 2014 |
| 2. | 418 (138 R, 280 P) | Zack Mills vs. Ohio State, 2001 |
| 3. | 408 (73 R, 335 P) | T. McSorley vs. Minnesota, 2016 |
| 4. | 398 (19 R, 379 P) | M. Robinson vs. Wisconsin, 2003 |
| 5. | 389 (-10 R, 399 P) | Zack Mills vs. Iowa, 2002 |

LONGEST PUNTS BY FRESHMEN

| | | |
|----|-----------|---|
| 1. | 74 | Anthony Fera vs. Iowa, 2010 |
| 2. | 69 | Blake Gillikin at Pitt, 2016 |
| 3. | 63 | <i>Daniel Pasquariello vs. Michigan State, 2014</i> |
| 4. | 61 | Blake Gillikin at Michigan, 2016 |
| 5. | 59 | Jeremy Kapinos vs. Boston College, 2003 |
| 6. | 58 | Blake Gillikin vs. Kent State, 2016 |
| | 58 | Jeremy Kapinos at Purdue, 2003 |

LONGEST PUNTS

| | | |
|-----|-----------|---|
| 1. | 89 | Coop French at Iowa, 1930 |
| 2. | 78 | Jeremy Kapinos at Ohio State, 2004 |
| 3. | 76 | Chris Clauss vs. Rutgers, 1987 |
| 4. | 74 | Anthony Fera at Iowa, 2010 |
| 5. | 73 | Milt Plum at Ohio State, 1956 |
| 6. | 71 | Joe Colone at Syracuse, 1946 |
| 71 | | John Bruno Jr. vs. Boston College, 1985 |
| 8. | 70 | Coop French at Iowa, 1930 |
| | 70 | Joe Colone at Syracuse, 1946 |
| | 70 | Jeremy Kapinos vs. Purdue, 2004 |
| | 70 | Jeremy Boone at Illinois, 2007 |
| 12. | 69 | Bob Parsons at Colorado, 1970 |
| | 69 | Anthony Fera vs. Purdue, 2011 |
| | 69 | Blake Gillikin at Pitt, 2016 |

PASSING YARDAGE, GAME

| | | |
|-----|------------|---|
| 1. | 454 | Christian Hackenberg vs. UCF, 2014 |
| 2. | 399 | Zack Mills vs. Iowa, 2002 |
| 3. | 395 | Matt McGloin vs. Indiana, 2012 |
| 4. | 379 | Michael Robinson vs. Wisconsin, 2003 |
| 5. | 371 | Christian Hackenberg vs. Boston Coll., 2014 |
| 6. | 366 | Mike McQueary vs. Pitt, 1997 |
| 7. | 358 | Todd Blackledge at Miami (Fla.), 1981 |
| 8. | 353 | Daryll Clark vs. Akron, 2009 |
| 9. | 352 | Kerry Collins at Michigan State, 1993 |
| 10. | 341 | Daryll Clark vs. Michigan State, 2008 |
| 11. | 340 | Christian Hackenberg at Indiana, 2013 |
| 12. | 339 | Christian Hackenberg at Wisconsin, 2013 |
| 13. | 335 | Trace McSorley vs. Minnesota, 2016 |
| 14. | 332 | Trace McSorley at Pitt, 2016 |
| 15. | 328 | Kerry Collins vs. Rutgers, 1994 |

LONGEST PASS PLAYS

| | | |
|-----------|----|--|
| 1. | 92 | Bob Higgins from Bill Hess at Pitt, 1919 |
| 2. | 86 | Jim Scott from Steve Joachim at Navy, 1971 |
| 3. | 82 | Eric Hamilton from Matt Knizner vs. Pitt, 1986 |
| 4. | 82 | Freddie Scott from Kerry Collins vs. Rutgers, 1994 |
| 5. | 80 | Paul Johnson from Tom Sherman at Maryland, 1967 |
| 80 | | Dean DiMidio from Doug Strang vs. Alabama, 1983 |
| 80 | | Stephfon Green from Pat Devlin vs. Michigan, 2008 |
| 80 | | Derek Moyer from Rob Bolden vs. Illinois, 2010 |
| 80 | | Irvin Charles from Trace McSorley vs. Minnesota, 2016 |
| 9. | 79 | John Greene from Lance Lonerger vs. Maryland, 1988 |
| | 79 | Chafie Fields from Kevin Thompson at Miami (Fla.), 1999 |
| | 79 | Chaz Powell from Daryll Clark vs. Iowa, 2009 |
| | 79 | Geno Lewis from Christian Hackenberg vs. UCF, 2014 |

300-YARD PASSING GAMES, CAREER

| | | |
|----|----------|-----------------------------------|
| 1. | 9 | Christian Hackenberg, 2013-15 |
| 2. | 6 | Matt McGloin, 2009-12 |
| 3. | 4 | Kerry Collins, 1991-94 |
| 4. | 3 | Daryll Clark, 2006-09 |
| 5. | 2 | Trace McSorley, 2015-pres. |

300-YARD PASSING GAMES, SEASON

| | | |
|----|----------|-----------------------------|
| 1. | 4 | Matt McGloin, 2012 |
| | 4 | Christian Hackenberg, 2013 |
| | 4 | Christian Hackenberg, 2014 |
| 4. | 2 | Kerry Collins, 1994 |
| | 2 | Daryll Clark, 2009 |
| | 2 | Trace McSorley, 2016 |

200-YARD PASSING GAMES, CAREER

| | | |
|-----|----------|-----------------------------------|
| 1. | 21 | Christian Hackenberg, 2013-pres. |
| 2. | 18 | Matt McGloin, 2009-12 |
| 3. | 16 | Kerry Collins, 1991-94 |
| | 16 | Zack Mills, 2001-04 |
| 5. | 14 | Daryll Clark, 2006-09 |
| 6. | 11 | Chuck Fusina, 1975-78 |
| | 11 | Tony Sacca, 1988-91 |
| | 11 | Anthony Morelli, 2004-07 |
| 9. | 9 | Todd Blackledge, 1980-82 |
| | 9 | Wally Richardson, 1992, 94-96 |
| 11. | 8 | Michael Robinson, 2002-05 |
| 12. | 6 | John Huftnagel, 1970-72 |
| | 6 | Mike McQueary, 1996-97 |
| 14. | 5 | Doug Strang, 1982-83 |
| 15. | 4 | Rob Bolden, 2010-11 |
| | 4 | Kevin Thompson, 1998-99 |
| | 4 | Trace McSorley, 2015-pres. |

200-YARD PASSING GAMES, SEASON

| | | |
|-----|----------|-----------------------------|
| 1. | 11 | Matt McGloin, 2012 |
| 2. | 10 | Kerry Collins, 1994 |
| 3. | 9 | Christian Hackenberg, 2013 |
| 4. | 8 | Daryll Clark, 2009 |
| 5. | 7 | Todd Blackledge, 1982 |
| | 7 | Michael Robinson, 2005 |
| 7. | 6 | Wally Richardson, 1995 |
| | 6 | Mike McQueary, 1997 |
| 9. | 5 | John Huftnagel, 1972 |
| | 5 | Doug Strang, 1983 |
| 11. | 4 | Rob Bolden, 2010 |
| | 4 | Trace McSorley, 2016 |

RECEIVING YARDAGE, CAREER

| | | |
|-----|--------------|-------------------------------------|
| 1. | 3,026 | Bobby Engram, 1991, 93-95 |
| 2. | 2,771 | Deon Butler, 2005-08 |
| 3. | 2,474 | Allen Robinson, 2011-13 |
| 4. | 2,395 | Derek Moyer, 2008-11 |
| 5. | 2,015 | Jordan Norwood, 2005-08 |
| 6. | 2,008 | Bryant Johnson, 1999-2002 |
| 7. | 2,006 | Kenny Jackson, 1980-83 |
| 8. | 1,988 | O.J. McDuffie, 1988-92 |
| 9. | 1,894 | Joe Jurevicius, 1994-97 |
| 10. | 1,837 | Jack Curry, 1965-67 |
| 11. | 1,825 | Terry Smith, 1988-91 |
| 12. | 1,747 | Chris Godwin, 2014-pres. |
| 13. | 1,743 | Derrick Williams, 2005-08 |
| 14. | 1,702 | Tony Johnson, 2000-03 |
| 15. | 1,683 | DaeSean Hamilton, 2014-pres. |

RECEIVING YARDAGE, SEASON

| | | |
|-----|--------------|-------------------------------|
| 1. | 1,432 | Allen Robinson, 2013 |
| 2. | <i>1,101</i> | <i>Chris Godwin, 2015</i> |
| 3. | 1,084 | Bobby Engram, 1995 |
| 4. | 1,029 | Bobby Engram, 1994 |
| 5. | 1,013 | Allen Robinson, 2012 |
| 6. | 977 | O.J. McDuffie, 1992 |
| 7. | 973 | Freddie Scott, 1994 |
| 8. | 917 | Bryant Johnson, 2002 |
| 9. | <i>899</i> | <i>DaeSean Hamilton, 2014</i> |
| 10. | 885 | Derek Moyer, 2010 |
| 11. | 873 | Bobby Engram, 1993 |
| 12. | 869 | Joe Jurevicius, 1996 |
| 13. | 866 | Bryant Johnson, 2001 |
| 14. | 846 | Terry Smith, 1991 |
| 15. | 817 | Joe Jurevicius, 1997 |

RECEPTIONS, CAREER

| | | |
|-----|------------|-------------------------------------|
| 1. | 179 | Deon Butler, 2005-08 |
| 2. | 177 | Allen Robinson, 2011-13 |
| 3. | 167 | Bobby Engram, 1991, 93-95 |
| 4. | 161 | Derrick Williams, 2005-08 |
| 5. | 158 | Jordan Norwood, 2005-08 |
| 6. | 144 | Derek Moyer, 2008-11 |
| | 144 | DaeSean Hamilton, 2014-pres. |
| 8. | 125 | O.J. McDuffie, 1988-92 |
| 9. | 117 | Jack Curry, 1965-67 |
| | 117 | Chris Godwin, 2014-pres. |
| 11. | 110 | Bryant Johnson, 1999-2002 |
| 12. | 109 | Kenny Jackson, 1980-83 |
| 13. | 108 | Terry Smith, 1988-91 |
| 14. | 107 | Tony Johnson, 2000-03 |

RECEPTIONS, SEASON

| | | |
|-----|----|-------------------------------|
| 1. | 97 | Allen Robinson, 2013 |
| 2. | 82 | <i>DaeSean Hamilton, 2014</i> |
| 3. | 77 | Allen Robinson, 2012 |
| 4. | 69 | <i>Chris Godwin, 2015</i> |
| 5. | 63 | O.J. McDuffie, 1992 |
| | 63 | Bobby Engram, 1995 |
| 7. | 55 | Terry Smith, 1991 |
| | 55 | Derrick Williams, 2007 |
| | 55 | Geno Lewis, 2014 |
| 10. | 53 | Derek Moyer, 2010 |
| | 52 | Bobby Engram, 1994 |

GAME 1

KENT STATE 13

vs.

33 PENN STATE

BEAVER STADIUM
BTN SEPT. 3, 2016
ATTN: 94,378



GAME RECAPS

UNIVERSITY PARK, Pa. - The Penn State defense shut down Kent State in the second half, led by six sacks and an Amani Oruwariye interception return for a touchdown, as the Nittany Lions defeated the Golden Flashes in its 2016 season opener, 33-13, in Beaver Stadium.

Penn State held a 16-13 lead at the half, but Oruwariye's 30-yard pick-six set the tone for the final two quarters, as the Nittany Lion defense held Kent State to just 118 yards the rest of the way. Linebacker Brandon Bell added an interception in Penn State territory, and seven different Lions combined for seven sacks for the game - the most by Penn State in a single game since the Northwestern game in 2011.

Sophomore quarterback Trace McSorley enjoyed a successful first career start at the helm of Penn State's new-look offense. He threw touchdown passes to DaeSean Hamilton and Mike Gesicki, connecting on 16-of-31 pass attempts for 209 yards, while also adding 47 yards on the ground. Classmate Saquon Barkley led the rushing attack, totaling 105 yards on 22 carries with one touchdown.

Penn State improves to 107-21-2 in season openers and has won 13 of its last 15. Six Nittany Lions made their first career starts (OG Ryan Bates, QB Trace McSorley, DE Evan Schwan, DT Kevin Givens, DT Parker Cothren, P Blake Gillikin), while 19 played in their first collegiate game for Penn State.

Turning Point

After a back-and-forth first half, Oruwariye's interception return for a touchdown - Penn State's first since 2014 - gave the Nittany Lions their first two-score lead of the game.

Difference Makers

Penn State

- Defense - Limited Kent State's three quarterbacks to 129 yards passing and 14 completions on 28 attempts with two interceptions. Seven different Kent State rushers were limited to 150 yards on 41 attempts. The Nittany Lions did not allow a touchdown on defense against Kent State for at least the fourth consecutive game.
- QB Trace McSorley - McSorley completed 16-of-31 pass attempts for 209 yards (both career highs) and two touchdowns in his first start. He connected on a career-long pass of 43 yards to DeAndre Thompkins and was sacked just once. McSorley also added 47 yards rushing on 14 carries - the most by a Penn State quarterback in a game since Kevin Newsome had 49 yards rushing against Eastern Illinois in 2009.
- RB Saquon Barkley - Rushed for 105 yards and a touchdown on 22 carries and also caught one pass

for 17 yards. It was his sixth career 100-yard rushing game.

- WR Chris Godwin - Godwin continued his consistent play catching seven passes for 67 yards. He has caught at least four passes in 13 of his last 16 games, and at least six in five of his last six games.
- TE Mike Gesicki - Gesicki enjoyed a career day, matching his career high of three receptions while totaling a career-best 42 yards receiving and making his second career touchdown reception.
- CB Amani Oruwariye - Returned an interception 30-yards for a touchdown and made two tackles. The interception and touchdown were career firsts.
- LB Brandon Bell - Second on the team with eight tackles and made an interception at the Penn State 13 at the end of the third quarter.
- DE Shareef Miller - Had 2.0 sacks and five tackles in first career game.
- S Marcus Allen - Forced the third fumble of his career and recovered the second of his career in the second quarter, leading to a Barkley touchdown.

Kent State

- S Nate Holley - Made a game-high 17 tackles.
- DE Terrance Waugh - Stripped McSorley of the ball in the second quarter, leading to a fumble recovery for a touchdown. Also made seven tackles.

Key Drives

PENN STATE 1st Qtr, 5:19-1:56 - TOUCHDOWN

The Nittany Lions answered a Kent State field goal with a touchdown drive after taking over at their own 21. Barkley and McSorley picked up a first down on the ground, and then McSorley found Godwin along the sidelines for a 26-yard pick-up to the Kent State 41. Back-to-back rushes by Barkley netted 13 more yards and another first down. McSorley then found Godwin for seven and rushed for nine more himself to reach the Kent State 12. Barkley rushed to the four and then McSorley connected with Hamilton in the end zone on a slant over the middle for a touchdown.

PENN STATE 2nd Qtr, 8:43-8:02 - TOUCHDOWN

After Marcus Allen forced and recovered a fumble in Kent territory, Barkley rushed for six yards and then scampered down the right sideline, diving inside the pylon to complete a 7-yard touchdown run for a 13-6 lead.

The Rest

Kent State tied the game midway through the second quarter with a fumble recovery to a touchdown, but a pair of Tyler Davis field goals, Oruwariye's pick six and Gesicki's touchdown iced the win.

SCORING SUMMARY

| | 1 | 2 | 3 | 4 | OT | F |
|------------|---|----|----|---|----|----|
| KSU | 3 | 10 | 0 | 0 | - | 13 |
| PSU | 6 | 10 | 10 | 7 | - | 33 |

| | | | |
|-----|-------|--|------------------|
| 1st | 5:25 | KSU | 11-64/4:31/3-0 |
| | | Shane Hynes 26 yd field goal | |
| | 1:56 | PSU | 9-79/3:23/3-6 |
| | | DaeSean Hamilton 4 yd pass from McSorley (PAT rush fail) | |
| 2nd | 11:33 | KSU | 10-49/5:23/6-6 |
| | | Shane Hynes 43 yd field goal | |
| | 8:02 | PSU | 2-13/0:41/6-13 |
| | | Saquon Barkley 7 yd rush (Davis kick) | |
| | 6:12 | KSU | 13-13 |
| | | Eloee Refuge 20 yd fumble recovery (Hynes kick) | |
| | 1:47 | PSU | 12-49/4:18/13-16 |
| | | Tyler Davis 29 yd field goal | |
| 3rd | 14:05 | PSU | 13-23 |
| | | Amani Oruwariye 30 yd INT return (Davis kick) | |
| | 4:22 | PSU | 8-49/2:39/13-26 |
| | | Tyler Davis 28 yd field goal | |
| 4th | 1:53 | PSU | 8-67/2:38/13-33 |
| | | Mike Gesicki 30 yd pass from McSorley (Davis kick) | |

TEAM STATS

| | KSU | PSU |
|---------------------|---------|---------|
| First Downs | 16 | 19 |
| Rushing Yards | 150 | 145 |
| Passing Yards | 129 | 209 |
| Passing (C-A-Int) | 14-28-2 | 16-31-0 |
| Total Offense | 279 | 354 |
| Plays | 69 | 69 |
| Fumbles (#-Lost) | 2-1 | 2-1 |
| Penalties (#-Yards) | 6-47 | 5-55 |
| Possession Time | 32:56 | 27:04 |
| 3rd-Down Conv. | 5-17 | 5-14 |
| Red-Zone | 2-3 | 4-5 |
| Touchdowns | 0 | 2 |
| Field goals | 2 | 2 |

OTHER

| | |
|--------------|--------------|
| Time of Game | 3:27 |
| Kent State | 0-1, 0-0 MAC |
| Penn State | 1-0, 0-0 B1G |

INDIVIDUAL STATISTICS

RUSHING

Kent State-Rankin, Justin 13-82; Price, Kavious 2-31; Mitchell, Mylik 10-27; Agner, Justin 12-7; Matthews, Will 2-6; Holley, Nick 1-4; Bollas, George 1-minus 7.
Penn State-Barkley, Saquon 22-105; McSorley, Trace 14-47; Robinson, Andre 1-minus 2; TEAM 1-minus 5.

PASSING

Kent State-Agner, Justin 8-15-2-64; Mitchell, Mylik 6-12-0-65; Bollas, George 0-1-0-0.
Penn State-McSorley, Trace 16-31-0-209.

RECEIVING

Kent State-Holley, Nick 4-45; James, Raekwon 2-44; Rankin, Justin 2-15; White, Kris 1-12; Washington, Myles 1-9; Fackler, Brice 1-7; Calhoun, Ernest 1-4; Harrell, Trey 1-minus 3; Price, Kavious 1-minus 4.
Penn State-Godwin, Chris 7-67; Gesicki, Mike 3-49; Blacknall, Saeed 2-24; Hamilton, DaeSean 2-9; Thompkins, DeAndre 1-43; Barkley, Saquon 1-17.

TOP TACKLERS (T-UA-A)

Kent State-Holley, Nate 17-5-12; McRae, Juantez 8-4-4; Waugh, Terence 7-4-3; Monday, Demetrious 6-6-0; Cuthbert, Nick 6-2-4
Penn State-Cabinda, Jason 11-5-6; Bell, Brandon 8-3-5; Sickels, Garrett 6-1-5; Miller, Shareef 5-4-1; Allen, Marcus 5-2-3; Wartman-White, Nyeem 5-1-4; White, Antoine 5-1-4.



@PennStateFBall



PSUFBall

2016

PSUnrivalled.com

GoPSUsports.com

GAME 2

PENN STATE 39



vs.



42 PITT

HEINZ FIELD
ESPN

SEPT. 10, 2016
ATTN: 69,983



GAME RECAPS

PITTSBURGH - A 332-yard passing day for quarterback Trace McSorley and five total touchdowns by running back Saquon Barkley wasn't enough to overcome the strong rushing attack of Pitt in a 42-39 setback for the Nittany Lions in Heinz Field. The 69,983 in attendance marked the largest crowd ever at a city of Pittsburgh sporting event.

Barkley scored a career high five touchdowns and totaled 147 all-purpose yards, but the Pitt rushing attack, led by 117 yards from James Connor, was too much to overcome. Barkley's five touchdowns including four of the rushing variety, accounted for 30 points in the game. The 30 points rank tied for No. 4 in school history and is the first 30-point game for Penn State since Ki-Jana Carter had 30 points against Michigan State on Nov. 26, 1994. He is the first Big Ten player since Wisconsin's Melvin Gordon scored 30 points vs. Bowling Green in 2014.

The 81 points scored were the most combined points in the history of the 97-game Penn State-Pitt series.

Turning Point

Pitt led by as many as 21 points in the first half, but the game was in the hands of the Penn State offense trailing by three points with 3:56 remaining. After driving to the Pitt 32, McSorley's pass was intercepted in the end zone by Ryan Lewis and Pitt was able to kneel out the clock for the win.

Difference Makers

Penn State

- RB Saquon Barkley - Toted the ball 20 times for 85 yards, caught two passes for 45 yards and returned one kickoff for 17 yards to total 147 all-purpose yards. Netted five total touchdowns - four rushing - to become the first Big Ten player since 2014 (Melvin Gordon, vs. Bowling Green) to account for 30 points in a game. Is the first Nittany Lion with 30 points since Ki-Jana Carter (1994, vs. Michigan State) and his total is tied for No. 4 in single game scoring at Penn State.
- QB Trace McSorley - Set career-highs for completions (24), attempts (35) and passing yards (332). The 332 passing yards are No. 13 on the Penn State single season charts and mark his first career 300-yard passing game.
- WR DaeSean Hamilton - Brought in eight passes for 82 yards and caught a two-point conversion from McSorley in the fourth quarter.
- WR DeAndre Thompkins - Entered the season with three career grabs for 33 yards and made three catches for 87 yards vs. the Panthers. Now has four catches for 130 yards through two games in 2016.
- LB Nyeem Wartman-White - Posted nine tackles, including a career-high 3.0 tackles-for-loss. Of his nine

hits, seven were of the solo variety.

- DE Torrence Brown - A career-high six tackles and 2.0 tackles-for-loss were not enough for Brown vs. Pitt, as he added his first career forced fumble against the Panthers.
- CB John Reid - Recovered his second career fumble and added a career-high-tying five stops. Also returned four punts for 61 yards - including a career-long 59 yard scamper.

Pitt

- RB James Conner - Gained 117 yards on 22 carries and added a team-high-tying four catches for 29 yards, scoring one on the ground and once through the air.
- Pitt Rushing Attack - The Panthers watched as eight different players rushed the ball, with seven of them averaging more than 4.0 yards per carry.
- QB Nathan Peterman - Did work on the ground and through the air, compiling 91 yards passing and 52 yards rushing, while not getting sacked in the game. Completed 11-of-15 passes and threw three scoring strikes.
- WR Quadree Henderson - Henderson was effective through the air and on the ground, catching three passes for a team-high 47 yards, returning two kickoffs for 96 yards - including an 84-yarder that set up the eventual winning score - and rushing for 58 yards.

Key Drives

PENN STATE, 4th Qtr, 6:30-5:00 - TOUCHDOWN

Starting near midfield, Penn State drove it down to the Pitt two yard line, in large part on the arm of McSorley. A 27 yard completion to Juwan Johnson kick started the drive and a 19-yard connection with Hamilton pushed the Nittany Lions just three yards from paydirt. Barkley capitalized on the short yardage, needing two carries for his fourth rushing score of the game. Down four points after the touchdown, Penn State went for the two-point conversion, and McSorley found Hamilton on a scramble to make it a three-point game.

PENN STATE, 4th Qtr, 3:56-1:15 - INTERCEPTION

Penn State took the field with 3:56 to play and a chance to tie the game or take the lead for the first time. A Barkley rush for 11 yards started the drive and two plays later it looked as if McSorley had Hamilton down the home sideline for a score, but the ball fell to the turf. After a Pitt sack made it 4th-and-16, McSorley found Thompkins across the middle for a 34-yard gain to move the Nittany Lions to the Pitt 32. After a Barkley rush for one yard, McSorley looked towards the end zone, but his pass - intended for Irvin Charles - was intercepted by Ryan Lewis. Pitt knelled three times to run out the clock on the ensuing drive.

SCORING SUMMARY

| | 1 | 2 | 3 | 4 | OT | F |
|------|----|----|---|----|----|----|
| PSU | 7 | 7 | 7 | 18 | - | 39 |
| PITT | 14 | 14 | 7 | 7 | - | 42 |

| | | | |
|-----|-------|--|------------------|
| 1st | 8:03 | Pitt | 10-99/4:43/0-7 |
| | | George Aston 1 yd run (Blewitt kick) | |
| | 7:16 | Pitt | 2-12/0:38/0-14 |
| | | Quadree Henderson 7 yd pass from Peterman (Blewitt kick) | |
| | 2:42 | PSU | 1-15/0:09/7-14 |
| | | Saquon Barkley 3 yd run (Davis kick) | |
| 2nd | 13:38 | Pitt | 9-74/4:04/7-21 |
| | | Scott Orndoff 2 yd pass from Peterman (Blewitt kick) | |
| | 11:54 | Pitt | 3-30/1:07/7-28 |
| | | George Aston 3 yd run (Blewitt kick) | |
| | 0:42 | PSU | 8-83/2:35/14-28 |
| | | Saquon Barkley 1 yd run (Davis kick) | |
| 3rd | 11:54 | PSU | 2-46/0:39/21-28 |
| | | Saquon Barkley 40 yd pass from McSorley (Davis kick) | |
| | 7:24 | Pitt | 11-75/4:30/21-35 |
| | | James Conner 1 yd run (Blewitt kick) | |
| 4th | 13:42 | PSU | 7-68/2:04/28-35 |
| | | Saquon Barkley 1 yd run (Davis kick) | |
| | 12:04 | PSU | 4-9/1:31/31-35 |
| | | Tyler Davis 38 yd field goal | |
| | 10:24 | Pitt | 3-10/1:40/31-42 |
| | | James Conner 12 yd pass from Peterman (Blewitt kick) | |
| | 5:00 | PSU | 6-60/1:30/39-42 |
| | | Saquon Barkley 2 yd run (Hamilton pass from McSorley) | |

TEAM STATS

| | PSU | PITT |
|---------------------|---------|---------|
| First Downs | 20 | 19 |
| Rushing Yards | 74 | 341 |
| Passing Yards | 332 | 91 |
| Passing (C-A-Int) | 24-35-1 | 11-15-1 |
| Total Offense | 406 | 432 |
| Plays | 66 | 71 |
| Fumbles (#-Lost) | 5-3 | 2-1 |
| Penalties (#-Yards) | 4-35 | 10-79 |
| Possession Time | 24:31 | 35:29 |
| 3rd-Down Conv. | 2-10 | 4-12 |
| Red-Zone | 5-5 | 6-6 |
| Touchdowns | 4 | 6 |
| Field goals | 1 | 0 |

OTHER

| | |
|--------------|--------------|
| Time of Game | 3:44 |
| Penn State | 1-1, 0-0 B1G |
| Pittsburgh | 1-1, 0-0 ACC |

INDIVIDUAL STATISTICS

RUSHING

Penn State-Barkley, Saquon 20-85; Robinson, Andre 1-4; Allen, Mark 1-2; McSorley, Trace 9-minus 17.
PITT-Conner, James 22-117; Henderson, Quadree 4-58; Peterman, Nathan 8-52; Ollison, Qadree 9-36; Hall, Darrin 4-33; Whitehead, Jordan 1-28; Aston, George 4-14; Ford, Donte 1-6; TEAM 3-minus 3.

PASSING

Penn State-McSorley, Trace 24-35-1-332.
PITT-Peterman, Nathan 11-15-1-91.

RECEIVING

Penn State-Hamilton, DaeSean 8-82; Gesicki, Mike 4-47; Godwin, Chris 4-36; Thompkins, DeAndre 3-87; Barkley, Saquon 2-45; Johnson, Juwan 1-27; Allen, Mark 1-4; Polk, Brandon 1-4.
PITT-Conner, James 4-29; Orndoff, Scott 4-15; Henderson, Quadree 3-47.

TOP TACKLERS (T-UA-A)

Penn State-Wartman-White, Nyeem 9-7-2; Bell, Brandon 9-5-4; Allen, Marcus 8-4-4; Brown, Torrence 6-5-1; Golden, Malik 6-3-3; Bowen, Manny 5-5-0; Reid, John 5-3-2.
PITT-Lewis, Ryan 9-9-0; Whitehead, Jordan 7-4-3; Idowu, Oluwaseun 6-4-2; Webb, Terrish 5-5-0; Maddox, Avonte 5-4-1.



@PennStateFBall



PSUFBall

2016

PSUnvalued.com

GoPSUsports.com

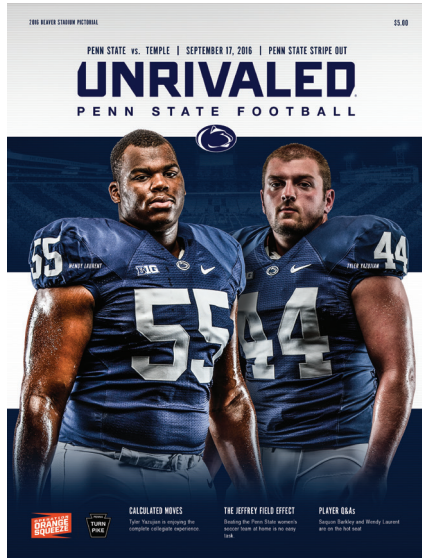
GAME 3

TEMPLE 27

vs.

34 PENN STATE

BEAVER STADIUM
BTN SEPT. 17, 2016
ATTN: 100,420



GAME RECAPS

UNIVERSITY PARK, Pa. - Trace McSorley connected on 18-of-24 passes for 287 yards and a touchdown, including a pair of 52-yard throws, and the Penn State defense held Temple to 38 yards rushing, as the Nittany Lions defeated Temple, 34-27, in front of a "Stripe Out" crowd.

Penn State led Temple by as many as two touchdowns in the first half, as Chris Godwin totaled 111 yards and a touchdown in the first 30 minutes. The Owls capitalized on Nittany Lion miscues in the second half to pull within three, 27-24, midway through the fourth quarter, but running back Saquon Barkley answered for Penn State by breaking off a 55-yard touchdown run with 7:20 remaining.

Penn State jumped out to a 21-7 lead in the first half. A 52-yard touchdown strike to Godwin for the game's first score was quickly answered by a 67-yard reception by Temple's Romond Deloatch, setting up an 8-yard touchdown run for running back Jahad Thomas. However, Penn State went back ahead with 2:50 remaining in the first quarter, as running back Andre Robinson capped a 13-play, 69-yard drive with three consecutive runs, including a 3-yard plunge into the end zone for his first career touchdown. McSorley capped a drive midway through the second quarter with a dive into the end zone for a 21-7 advantage.

Temple assembled a field goal drive just before the break to head into the locker room trailing 21-10.

The Nittany Lions restored their 14-point lead with a 40-yard Tyler Davis field goal just under six minutes into the second half. However, Penn State allowed a 9-yard touchdown drive and a 1-yard touchdown drive with only a Davis field goal in between after turnovers gave the Owls short fields.

Penn State's lead was down to 27-24, but Barkley's touchdown scamper resulted in a 34-24 lead that proved to be enough, as Temple could only muster a field goal for the final margin.

The 106 points scored by Penn State through three games is the most by a Nittany Lion team since the 2008 squad put up 166 points in that span (Coastal Carolina - 66; Oregon State - 45; at Syracuse - 55).

Turning Point

Temple appeared to have the momentum after an interception late in the third quarter and a fumble on a punt return midway through the fourth quarter resulted in two short touchdown drives. With the Penn State lead down to just three points, Barkley restored the Nittany Lions' two-score advantage with a 55-yard touchdown down run with 7:20 to go.

Difference Makers

Penn State

- LB Brandon Smith - The junior entered the game with just one tackle, but he made eight tackles, including

on assisting on a stop behind the line, and broke up a pass for a career day.

- Rushing Attack - Barkley, McSorley and Andre Robinson each rushed for a touchdown, marking the first time since last season's Rutgers contest that three different Lions rushed across the goal line.

- Run Defense - Penn State only yielded 38 yards on the ground for their best performance against the run since limiting Illinois to 37 yards last season.

Temple

- SS Delvon Randall - Randall setup both of Temple's second half touchdown drives. In the third quarter, he picked off McSorley at the Penn State 26 and returned it to the 9. The ensuing Temple offensive possession resulted in a touchdown and shrunk Penn State's lead to 24-17. Randall also recovered a fumble on a punt return at the Penn State 1 in the fourth quarter, setting up another touchdown drive that pulled the Owls within a field goal, 27-24.

- RB Jahad Thomas - Thomas was both Temple's leading receiver and rusher in his first game of the season. On the ground, Thomas scored two touchdowns and totaled 52 yards on 14 carries. He also caught six passes for 48 yards.

Key Drives

PENN STATE 1st Qtr, 8:47-2:50 - TOUCHDOWN

Penn State used the ground game for its next score rushing eight times for 47 yards on the drive. Once Penn State broke into the red zone, Robinson took it from there, rushing 12 yards to the Temple 6, before back-to-back 3-yard rushes resulting in his first career touchdown and 14-7 lead.

PENN STATE 2nd Qtr, 10:29-7:15 - TOUCHDOWN

After Robinson converted a fourth-and-1 at Temple's 44 with a 1-yard rush, McSorley connected with Godwin for 23-yard gain to the Temple 20. After a 2-yard Robinson rush, Polk hauled in a 14-yard pass at the 4. McSorley then took it himself after a holding penalty took out the intended receiver. McSorley just continued to roll right on the play and dove for the pylon for his first career rushing score and a 21-7 lead.

TEMPLE 4th Qtr, 7:20-2:10 - FIELD GOAL

Penn State only yielded three double-digit plays, the longest being a 13-yard reception on third-and-19, as Temple burned 5 minutes and 11 seconds to move within one score.

The Rest

DaeSean Hamilton recovered an onside kick but Penn State went three-and-out, giving Temple the ball after a punt with 37 seconds remaining. Walker's second pass attempt was intercepted by John Reid though to end the game.

SCORING SUMMARY

| | 1 | 2 | 3 | 4 | OT | F |
|------------|----|---|---|----|----|----|
| TEM | 7 | 3 | 7 | 10 | - | 27 |
| PSU | 14 | 7 | 3 | 10 | - | 34 |

| | | | | |
|-----|-------|-----|--|------------------|
| 1st | 9:35 | PSU | Chris Godwin 52 yd pass from McSorley (Davis kick) | 2-55/0:42/0-7 |
| | 8:54 | TEM | Jahad Thomas 8 yd run (Jones kick) | 2-75/0:41/7-7 |
| | 2:50 | PSU | Andre Robinson 3 yd run (Davis kick) | 13-69/5:57/7-14 |
| 2nd | 7:15 | PSU | Trace McSorley 2 yd run (Davis kick) | 9-53/3:14/7-21 |
| | 0:04 | TEM | Austin Jones 45 yd field goal | 6-52/0:34/10-21 |
| 3rd | 9:03 | PSU | Tyler Davis 40 yd field goal | 6-48/3:50/10-24 |
| | 1:56 | TEM | Phillip Walker, Phillip 1 yd run (Jones kick) | 4-9/2:09/17-24 |
| 4th | 12:45 | PSU | Tyler Davis 30 yd field goal | 7-71/4:05/17-27 |
| | 8:10 | TEM | Jahad Thomas 2 yd run (Jones kick) | 3-1/1:44/24-27 |
| | 7:20 | PSU | Saquon Barkley 55 yd run (Davis kick) | 2-75/0:50/24-34 |
| | 2:10 | TEM | Austin Jones 34 yd field goal | 12-48/5:10/27-34 |

TEAM STATS

| | TEM | PSU |
|---------------------|---------|---------|
| First Downs | 13 | 21 |
| Rushing Yards | 38 | 341 |
| Passing Yards | 286 | 287 |
| Passing (C-A-Int) | 25-34-1 | 18-24-1 |
| Total Offense | 324 | 403 |
| Plays | 62 | 61 |
| Fumbles (#-Lost) | 1-0 | 5-2 |
| Penalties (#-Yards) | 13-118 | 7-62 |
| Possession Time | 31:27 | 28:33 |
| 3rd-Down Conv. | 3-13 | 2-9 |
| Red-Zone | 4-4 | 4-6 |
| Touchdowns | 3 | 2 |
| Field goals | 1 | 2 |

OTHER

| | |
|--------------|--------------|
| Time of Game | 3:26 |
| Penn State | 2-1, 0-0 B1G |
| Temple | 1-2, 0-0 AAC |

INDIVIDUAL STATISTICS

RUSHING

Temple-Thomas, Jahad 14-52; Sharga, Nick 3-4; Simpson, Cortrell 1-minus 1; Armstead, Ryquell 2-minus 4; Walker, Phillip 8-minus 13.

Penn State-Barkley, Saquon 9-68; Sanders, Miles 3-27; Robinson, Andre 6-24; Allen, Mark 6-17; McSorley, Trace 9-8; Hamilton, DaeSean 1-minus 12; TEAM 3-minus 16.

PASSING

Temple-Walker, Phillip 25-34-1-286.

Penn State-McSorley, Trace 18-24-1-287.

RECEIVING

Temple-Thomas, Jahad 6-48; Kirkwood, Keith 5-57; Yancy, Brodrick 4-31; Ellick, Marshall 3-41; Jennings, Adonis 3-23; Deloatch, Romond 1-67; Myarick, Chris 1-15; Armstead, Ryquell 1-2; Sharga, Nick 1-2.

Penn State-Godwin, Chris 7-117; Thompkins, DeAndre 3-36; Gesicki, Mike 2-62; Hamilton, DaeSean 2-50; Barkley, Saquon 2-7; Polk, Brandon 1-14; Allen, Mark 1-1.

TOP TACKLERS (T-UA-A)

Temple-Chandler, Sean 8-4-4; Reddick, Haason 75-2; Randall, Delvon 7-3-4; Williams, Avery 6-1-5; Marshall, Stephaun 5-2-3.

Penn State-Golden, Malik 9-3-6; Allen, Marcus 8-6-2; Smith, Brandon 8-4-4; Cothren, Parker 7-2-5; Cooper, Jake 5-1-4; Reid, John 4-2-2; Brown, Torrence 4-1-3.



@PennStateFBall



PSUfball

2016

PSUnrivalled.com

GoPSUsports.com

GAME 4

PENN STATE 10



vs.



49 MICHIGAN

MICHIGAN STADIUM
ABC

SEPT. 24, 2016
ATTN: 110,319



GAME RECAPS

ANN ARBOR, Mich. - Saquon Barkley totaled 136 all-purpose yards for Penn State, but an all-around performance by No. 4/5 Michigan gave the Wolverines a 49-10 victory over the Nittany Lions in the Big Ten football opener for both teams in Michigan Stadium.

Michigan built a 28-0 lead in the first half, while Penn State's lone touchdown came in the second half, an 8-yard completion from quarterback Trace McSorley to wide receiver Chris Godwin.

Barkley posted a career-high 77 yards receiving on five receptions and rushed for 59 yards on 15 carries. McSorley completed 16-of-27 pass attempts for 121 yards and a touchdown with one interception.

Seven different Michigan rushers totaled 329 yards and six touchdowns, led by De'Veon Smith's 107 yards and a touchdown on 12 attempts and Karan Higdon's 81 yards and two touchdowns on nine attempts.

Penn State was playing short-handed as all three starting linebackers - Brandon Bell, Jason Cabinda and Nyeem Wartman-White- were unavailable due to injury. The Nittany Lions' starting linebacker trio featured just three career combined starts as opposed to the 63 represented by the opening day trio. Starting middle linebacker Brandon Smith was then disqualified on the first play of the second quarter for targeting and his replacement, Jan Johnson, suffered a season-ending injury in the second quarter.

Safety Malik Golden led Penn State with a career-high 11 tackles, including eight solo and one for loss. True freshman linebacker Cam Brown made 10 stops in his first significant action. Sophomore linebacker Manny Bowen also had a career high of seven stops, while safety Marcus Allen had seven solo stops and two pass breakups.

Turning Point

Michigan's defense was able to pin Penn State in its own end and stop the Nittany Lions on fourth down near midfield early, giving its offense short fields. Michigan took advantage of the field position for touchdowns on each of their first three drives for a 21-0 lead early in the second quarter.

Difference Makers

Penn State

- RB Saquon Barkley - Barkley totaled 136 all-purpose yards as Penn State's leading rusher and receiver. He rushed 15 times for 59 yards and caught five passes for a career-high 77 yards.
- S Malik Golden - Golden made a career-high 11 tackles, including eight solo and one for loss.
- LB Cam Brown - The true freshman playing just his second game made 10 stops in his first significant action.
- WR Chris Godwin- Godwin scored Penn State's lone

touchdown on an 8-yard pass reception.

- QB Trace McSorley- McSorley completed 16-of-27 passes for 121 yards and a touchdown with one interception. He has thrown at least one touchdown in each of the last five games, dating back to the TaxSlayer Bowl.

Michigan

- Michigan Rushing Attack - Seven different rushers combined for 326 yards on 49 attempts, with five different rushers combining for six touchdowns.
- Michigan Defense - Held Penn State to 199 total yards and five different players totaled six sacks.
- QB Wilton Speight - Speight completed 15-of-24 passes for 152 yards and a touchdown in the first half and finished with 21 completions on 34 attempts for 189 yards.
- LB Ben Gedeon - Gedeon made 11 tackles including 1.5 for loss.
- LB/DB Jabrill Peppers - Peppers returned a punt 53 yards, setting up a touchdown drive.

Key Drives

MICHIGAN 1st Qtr, 13:02-9:51 - TOUCHDOWN

The Wolverines started their first offensive possession at the Penn State 24 after Jabrill Peppers returned a 61-yard Blake Gillikin punt 53 yards to the 9, only to have a personal foul move the ball back to the 24. QB Wilton Speight went 4-for-5 on passing attempts, guiding Michigan to the 1-yard line. Khalid Allen then punched it in on fourth-and-1 for the touchdown.

MICHIGAN 1st Qtr, 7:27-3:57 - TOUCHDOWN

Michigan once again benefited from good field position as its defense stopped Penn State on fourth down at the Michigan 46. Speight once again engineered the drive, completing 4-of-5 passes for 45 yards, including a long of 25 to Jake Butt to convert a third-and-6 and move Michigan inside the red zone at the 14. De'Veon Smith rushed it in from two yards out for the touchdown and a 14-0 lead.

PENN STATE 2:42 (3rd Qtr)-11:22 (4th Qtr) - TOUCHDOWN

McSorley rushed for a yard on fourth-and-1 at his own 35 and a pass interference penalty on third-and-14 moved Penn State to midfield. McSorley then found Gesicki on third-and-7 for a 12-yard gain to the Michigan 39. Another pass interference put Penn State just outside the red zone at the 21. An 11-yard reception by DaeSean Hamilton, a 2-yard rush by Barkley setup an 8-yard touchdown completion to Chris Godwin, but Michigan still led, 35-10.

The Rest

Michigan added a pair of rushing touchdowns late, taking advantage of an interception, for the final margin.

SCORING SUMMARY

| | 1 | 2 | 3 | 4 | OT | F |
|------|----|----|---|----|----|----|
| PSU | 0 | 0 | 3 | 7 | - | 10 |
| MICH | 14 | 14 | 7 | 14 | - | 49 |

| | | | | |
|-----|-------|------|---|-----------------------|
| 1st | 9:35 | MICH | | 7-41/3:11/0-7 |
| | | | Khalid Hill 1 yd run (Allen kick) | |
| | 3:57 | MICH | | 9-54/3:30/0-14 |
| | | | De'Veon Smith 2 yd run (Allen kick) | |
| 2nd | 14:09 | MICH | | 9-64/3:14/0-21 |
| | | | Deven Asiasi 3 yd pass from Speight (Allen kick) | |
| | 0:46 | MICH | | 13-80/7:01/0-28 |
| | | | Jake Butt 9 yd pass from Speight | |
| 3rd | 9:03 | PSU | | 8-71/2:01/3-28 |
| | | | Tyler Davis 21 yd field goal | |
| | 2:42 | MICH | | 9-80/3:42/3-35 |
| | | | Chris Evans 3 yd run (Allen kick) | |
| 4th | 11:22 | PSU | | 13-75/6:20/10-35 |
| | | | Chris Godwin 8 yd pass from McSorley (Davis kick) | |
| | 6:11 | MICH | | 10-76/5:11/10-42 |
| | | | Karan Higdon 40 yd run (Allen kick) | |
| | 2:04 | MICH | | 4-31 yards/1:13/10-49 |
| | | | Ty Isaac 3 yd run (Allen kick) | |

TEAM STATS

| | PSU | MICH |
|---------------------|---------|---------|
| First Downs | 12 | 25 |
| Rushing Yards | 70 | 326 |
| Passing Yards | 121 | 189 |
| Passing (C-A-Int) | 16-27-1 | 21-35-0 |
| Total Offense | 191 | 515 |
| Plays | 55 | 84 |
| Fumbles (#-Lost) | 1-1 | 0-0 |
| Penalties (#-Yards) | 2-13 | 7-80 |
| Possession Time | 24:11 | 35:49 |
| 3rd-Down Conv. | 2-12 | 11-16 |
| Red-Zone | 2-2 | 6-6 |
| Touchdowns | 1 | 6 |
| Field goals | 1 | 0 |

OTHER

| | | |
|--------------|--------------|------|
| Time of Game | | 3:20 |
| Penn State | 2-2, 0-1 B1G | |
| Michigan | 4-0, 1-0 B1G | |

INDIVIDUAL STATISTICS

RUSHING

Penn State-Barkley, Saquon 15-59; Sanders, Miles 2-14; Robinson, Andre 1-3; Allen, Mark 1-0; McSorley, Trace 9-minus 6.

Michigan-Smith, De'Veon 12-107; Higdon, Karan 9-81; Isaac, Ty 11-74; Evans, Chris 8-56; Speight, Wilton 2-9; Hill, Khalid 2-2; McDoom, Eddie 2-1; TEAM 3-minus 4.

PASSING

Penn State-McSorley, Trace 16-27-1-121.

Michigan-Speight, Wilton 21-34-0-189; O'Korn, John 0-1-0-0.

RECEIVING

Penn State-Barkley, Saquon 5-77; Gesicki, Mike 5-23; Thompkins, DeAndre 3-minus 1; Hamilton, DaeSean 1-11; Godwin, Chris 1-8; Sanders, Miles 1-3.

Michigan-Darboh, Amara 7-44; Butt, Jake 4-42; Smith, De'Veon 3-16; Perry, Grant 2-22; Chesson, Jehu 1-18; Hill, Khalid 1-15; Poggi, Henry 1-15; Evans, Chris 1-14; Asiasi, Devin 1-3.

TOP TACKLERS (T-UA-A)

Penn State-Golden, Malik 11-8-3; Brown, Cam 10-4-6; Allen, Marcus 7-7-0; Bowen, Manny 7-3-4; Cooper, Jake 6-2-4.

Michigan-Gedeon, Ben 11-3-8; Thomas, Dymonte 8-7-1; Hurst, Maurice 6-3-3; Peppers, Jabrill 5-3-2; Godin, Matt 4-3-1.



@PennStateFBall



PSUfball

2016

PSUnvaled.com

GoPSUsports.com

GAME 5

MINNESOTA 26 **29 PENN STATE**



vs.



BEAVER STADIUM
BTN

OCT. 1, 2016
ATTN: 95,332



GAME RECAPS

UNIVERSITY PARK, Pa. - Saquon Barkley broke through the Minnesota defense on Penn State's first offensive snap in overtime, allowing the Nittany Lions to reclaim the Governor's Victory Bell with a 29-26 win over the Golden Gophers in Big Ten football action in Beaver Stadium.

Penn State was also led by sophomore quarterback Trace McSorley, who accounted for 408 yards of total offense - 335 passing and 74 rushing - to mark the third-highest total in school history.

Minnesota led 13-3 at halftime, but the Nittany Lions rallied with 17 points on three consecutive possessions in the third quarter. Minnesota fought back as running back Shannon Brooks broke free for 37 yards to tie the game with 13:29 to go, and Emmit Carpenter scored the go-ahead points with a 37-yard field goal with 54 seconds remaining in regulation.

Penn State started at its own 25 after a touchback, and got rolling on third-and-10 on a 20-yard pass to Chris Godwin. A 7-yard reception by DeAndre Thompkins to the Minnesota 48 and a spike by McSorley stopped the clock with 20 seconds. The Nittany Lions looked to throw on the ensuing play, but the Gophers left the left side of the field open and McSorley scrambled for 26 yards out-of-bounds to the Minnesota 22 with 11 seconds remaining.

McSorley took one shot at the end zone, but his pass for Godwin fell incomplete. After a Minnesota timeout, Davis drilled a 40-yard field goal with two seconds remaining to force overtime.

Penn State won the coin toss and elected to play on defense first. Nittany Lion defensive end Evan Schwann sacked quarterback Mitch Leidner on second down for a 4-yard loss, and pressure from Garrett Sickels forced an incompleteness and fourth down. Carpenter drilled a 46-yard field goal attempt down the middle to give Minnesota a 23-20 lead.

The lead was short-lived though, as Barkley found a hole, juiced a Minnesota defender and outran the rest for a touchdown on Penn State's first snap.

Penn State totaled 471 yards of total offense, it's most since racking up an identical total against Rutgers in 2015.

Turning Point

Minnesota seemed to have all of the momentum after scoring 10 points in the final 2:06 of the second quarter. Both teams traded punts to start the third quarter, but then Penn State scored on its next three consecutive possessions. Wide receiver Irvin Charles broke a tackle for an 80-yard touchdown reception to cut the deficit to three, Tyler Davis connected on a 27-yard field goal to tie it, and then quarterback Trace McSorley used his feet on a 6-yard touchdown for Penn State's first lead, 20-13, with 2:27 to go in the third quarter.

Difference Makers

Penn State

- QB Trace McSorley - McSorley connected on 19-of-41 pass attempts for a career-high 335 yards. He also had a team-high and career-high 73 on the ground on eight attempts.
- RB Saquon Barkley - Barkley rushed for 63 yards on 20 attempts. Minnesota contained him for much of the second half, but Barkley's 25-yard touchdown run was his longest of the game and clinched the victory.
- TE Mike Gesicki - Gesicki finished with five catches for 73 yards, including a career-long 53-yard reception that setup McSorley's third quarter touchdown run.
- WR Chris Godwin - Caught four passes for 97 yards, with his biggest being a 36-yard reception to setup a third quarter field goal and a 20-yard reception on the game-tying drive in the final minute of the fourth.
- S Marcus Allen - Allen made a career-high 22 stops in the game, the most by a Penn State player since Paul Posluszny made 22 stops at Northwestern in 2005.
- K Tyler Davis - Converted all three field goal attempts, matching his season high of 40 yards to force overtime. He has now made 17 consecutive field goals for a Penn State record.
- CB Jordan Smith - Smith earned his first career interception in the third quarter, picking off Leidner in the end zone. It was the first time this season Minnesota had broken into the red zone and failed to score.

Minnesota

- QB Mitch Leidner - Leidner completed 24-of-40 passes for 241 yards and one touchdown.
- RBs Shannon Brooks and Rodney Smith - Brooks and Smith both broke 100 yards rushing each. Smith rushed for 104 yards on 23 carries, and Smith rushed for 100 yards on 14 carries and found the end zone once.
- WR Brian Smith - Smith caught seven passes for 101 yards.
- WR Drew Wolitarsky - Wolitarsky caught seven passes for 69 yards and a touchdown.

SCORING SUMMARY

| | 1 | 2 | 3 | 4 | OT | F |
|-------------|---|----|----|----|----|----|
| MINN | 3 | 10 | 0 | 10 | 3 | 26 |
| PSU | 0 | 3 | 17 | 3 | 6 | 29 |

| | | | | |
|-----|-------|------|---|------------------|
| 1st | 0:55 | MINN | Emmit Carpenter 37 yd field goal | 10-53/4:08/3-0 |
| 2nd | 12:00 | PSU | Tyler Davis 19 yd field goal | 7-73/3:49/3-3 |
| | 2:06 | MINN | Drew Wolitarsky 9 yd pass from Leidner (Carpenter kick) | 9-63/4:41/10-3 |
| | 0:01 | MINN | Emmit Carpenter 35 yd field goal | 9-70/1:12/13-3 |
| 3rd | 9:54 | PSU | Irvin Charles 80 yd pass from McSorley (Davis kick) | 3-80/0:52/13-10 |
| | 7:28 | PSU | Tyler Davis 27 yd field goal | 5-33/0:57/13-13 |
| | 2:27 | PSU | Trace McSorley 6 yd run (Davis kick) | 6-85/2:06/13-20 |
| 4th | 13:29 | MINN | Shannon Brooks 37 yd run (Carpenter kick) | 8-87/3:58/20-20 |
| | 0:54 | MINN | Emmit Carpenter 37 yd field goal | 11-58/4:40/23-20 |
| | 0:02 | PSU | Tyler Davis 40 yd field goal | 8-53/0:52/23-23 |
| OT | 15:00 | MINN | Emmit Carpenter 46 yd field goal | 4--3/0:00/26-23 |
| | 15:00 | PSU | Saquon Barkley 25 yd run | 1-25/0:00/26-29 |

TEAM STATS

| | MINN | PSU |
|---------------------|---------|---------|
| First Downs | 31 | 19 |
| Rushing Yards | 228 | 136 |
| Passing Yards | 241 | 335 |
| Passing (C-A-Int) | 24-41-1 | 19-42-0 |
| Total Offense | 469 | 471 |
| Plays | 89 | 70 |
| Fumbles (#-Lost) | 0-0 | 0-0 |
| Penalties (#-Yards) | 8-83 | 5-65 |
| Possession Time | 36:47 | 23:13 |
| 3rd-Down Conv. | 6-17 | 4-15 |
| Red-Zone | 4-5 | 3-3 |
| Touchdowns | 1 | 1 |
| Field goals | 3 | 2 |

OTHER

| | |
|--------------|--------------|
| Time of Game | 3:51 |
| Minnesota | 3-1, 0-1 B1G |
| Penn State | 3-2, 1-1 B1G |

INDIVIDUAL STATISTICS

RUSHING

Minnesota-Smith, Rodney 23-104; Brooks, Shannon 14-100; McCrary, Kobe 4-18; Leidner, Mitch 7-6.
Penn State-McSorley, Trace 8-73; Barkley, Saquon 20-63.

PASSING

Minnesota-Leidner, Mitch 24-40-1-241; TEAM 0-1-0-0.
Penn State-McSorley, Trace 19-41-0-335; TEAM 0-1-0-0.

RECEIVING

Minnesota-Smith, Brian 7-101; Wolitarsky, Drew 7-69; Smith, Rodney 4-39; Johnson, Tyler 2-17; Beebe, Colton 2-10; Brooks, Shannon 1-3; Wozniak, Nate 1-2.
Penn State-Gesicki, Mike 5-70; Godwin, Chris 4-97; Thompkins, DeAndre 4-72; Hamilton, DaeSean 3-17; Charles, Irvin 1-80; Robinson, Andre 1-2; Barkley, Saquon 1-minus 3.

TOP TACKLERS (T-UA-A)

Minnesota-Travis, Damarius 9-4-5; Winfield, Antoine 8-6-2; Celestin, Jonathan 8-4-4; Myrick, Jalen 6-5-1; Lynn, Jack 5-2-3; McGhee, Duke 5-0-5.
Penn State-Allen, Marcus 22-8-14; Brown, Cam 9-6-3; Bowen, Manny 7-5-2; Haley, Grant 7-2-5; Smith, Brandon 7-2-5; Apke, Troy 6-3-3.



@PennStateFBall



PSUFBall

2016

PSUnrivalled.com

GoPSUsports.com

GAME 6

MARYLAND 14



vs.



38 PENN STATE

BEAVER STADIUM
BTN

OCT. 8, 2016
ATTN: 100,778



GAME RECAPS

UNIVERSITY PARK, Pa. - Running back Saquon Barkley and quarterback Trace McSorley combined for 283 of Penn State's 372 rushing yards to lead the Nittany Lions past Maryland, 38-14.

It was Penn State's most prolific rushing game against an FBS or Big Ten opponent since posting 390 against Michigan State in 2002, and the 372 yards rank as its third-most against a Big Ten opponent.

Barkley posted a career-high 202 yards and a touchdown on a career-high 31 carries to lead Penn State, while McSorley set career highs on the ground with 18 carries for 81 yards and a touchdown. He also added two more touchdowns through the air, including a 70-yarder to DeAndre Thompkins, and finished the game completing 10-of-19 attempts for 152 yards.

The Nittany Lions essentially flipped the script on offense. Entering the contest, Penn State was only averaging 108.2 yards rushing per game while Maryland was averaging 300.0, but the Lions held the Terrapins to just 170 yards on the ground. Maryland was also averaging 466.2 yards of total offense to Penn State's 365.0, but the Nittany Lions held the advantage in the category, 524-270. Maryland was also averaging 43.2 points per game and just 14.5 points allowed.

Penn State's 524 yards of total offense was its most since 2013 against Eastern Michigan (574), as the Nittany Lions ran 81 plays to Maryland's 54. A total of 62 of Penn State's plays were on the ground - it's the most ever in a Big Ten game.

Penn State never trailed, receiving the opening kickoff and marching 84 yards on seven plays for an eventual 5-yard touchdown reception by tight end Mike Gesicki, largely on the feet of Barkley and McSorley. A short pass from Maryland quarterback Perry Hills to Ty Johnson turned into a 66-yard touchdown reception to tie the game at 7-7 midway through the first quarter, but a Tyler Davis field goal and rushing touchdowns by McSorley and Barkley overcame Maryland's only other score in the second quarter, and the Lions never looked back from a 24-14 halftime lead.

Turning Point

Maryland looked to have the momentum moving into the halftime break after covering 37 yards on three plays for a touchdown, pulling within three points and leaving just 41 seconds on the clock after the kickoff. However, Saquon Barkley needed only three plays to cover 70 yards. He rushed for 25 yards on his first carry and was stuffed for no gain on the next, but he broke free for a 45-yard touchdown run on the next to give Penn State a 24-14 lead. The Nittany Lions shutout Maryland in the second half and added two more touchdowns.

Difference Makers Penn State

- **QB Trace McSorley** - McSorley totaled 233 yards of total offense and accounted for three touchdowns. He gained a career-high 81 yards on a career-high 18 carries with one touchdown, while also throwing a 70-yard touchdown pass to DeAndre Thompkins and a 5-yard touchdown pass to Mike Gesicki. McSorley completed 10-of-19 passed for 152 yards. Four of McSorley's carries were for 12 or more yards, including a long of 25, and his 81 rushing yards were the most by a Penn State QB since Daryll Clark rushed for 83 against Illinois in 2009.
- **RB Saquon Barkley** - Barkley received a career-high 31 carries for 202 yards and a 45-yard touchdown. Six of his carries went for 13 or more yards.
- **LB Brandon Smith** - Smith came off the bench to make a career-high 14 tackles and his first career interception.
- **WR DeAndre Thompkins** - Thompkins matched his career high with four receptions and set a career high with 91 yards receiving, including a career-best 70-yard touchdown grab.
- **Penn State Defense** - Ten different Lions combined for 10.0 tackles for loss. Linebacker Koa Farmer, who made his first career start, led with 1.5 TFLs, a forced fumble and a sack. Also contributing to the Lions' total of four sacks were defensive ends Evan Schwan and Garrett Sicksels and defensive tackle Kevin Givens.

Key Drives

PENN STATE, 1st Qtr, 15:00-12:33 - TOUCHDOWN

Penn State marched down the field on its opening drive with big plays. McSorley opened the drive with a 21-yard completion to DaeSean Hamilton. The ground game then took over as Barkley followed a 3-yard rush with a 17-yarder. McSorley then found space for 17 yards and Barkley followed with a 20-yard rush to the Maryland 6-yard line. After a rush for no gain, McSorley connected with Gesicki for a 5-yard touchdown completion.

PENN STATE, 2nd Qtr, 10:24-6:06 - TOUCHDOWN

Penn State's two pass attempts on the drive fell incomplete, but it's nine rushing plays were good enough. McSorley got the drive rolling on the second play with a 25-yard run to the Maryland 43. Mark Allen gained 10 yards on two rushes for a first down, and two runs each by McSorley and Barkley advanced the ball to the 14. A Barkley touchdown run on third-and-7 was called back on a holding penalty, but a pass interference penalty on the next play gave Penn State first-and-goal at the nine. McSorley called his own number on the next snap and threaded his way through the Maryland defense for a touchdown.

SCORING SUMMARY

| | 1 | 2 | 3 | 4 | OT | F |
|------------|---|----|---|---|----|----|
| MD | 7 | 7 | 0 | 0 | - | 14 |
| PSU | 7 | 17 | 7 | 7 | - | 38 |

| | | | |
|-----|-------|--|----------------------|
| 1st | 12:33 | PSU | 7-84/2:270-7 |
| | | Mike Gesicki 5 yd pass from McSorley (Davis kick) | |
| | 7:13 | UMD | 5-81/1:437-7 |
| | | Ty Johnson 66 yd pass from Hills (Greene kick) | |
| 2nd | 12:20 | PSU | 12-42/4:467-10 |
| | | Tyler Davis 30 yd field goal | |
| | 6:06 | PSU | 10-67/4:187-17 |
| | | Trace McSorley 9 yd run (Davis kick) | |
| | 0:52 | UMD | 3-37/1:0314-17 |
| | | Tyrrell Pigrome 7 yd run (Greene kick) | |
| | 0:15 | PSU | 3-70/0:2614-24 |
| | | Saquon Barkley 45 yd run (Davis kick) | |
| 3rd | 0:00 | PSU | 2-70 yards/0:4214-31 |
| | | Thompkins, DeAndre 70 yd pass from McSorley (Davis kick) | |
| 4th | 5:15 | PSU | 5-51/2:2514-38 |
| | | Miles Sanders 25 yd run (Davis kick) | |

TEAM STATS

| | MD | PSU |
|---------------------|---------|---------|
| First Downs | 11 | 28 |
| Rushing Yards | 170 | 372 |
| Passing Yards | 100 | 152 |
| Passing (C-A-Int) | 10-16-1 | 10-19-0 |
| Total Offense | 270 | 524 |
| Plays | 54 | 81 |
| Fumbles (#-Lost) | 1-1 | 2-1 |
| Penalties (#-Yards) | 5-54 | 7-50 |
| Possession Time | 25:00 | 35:00 |
| 3rd-Down Conv. | 4-13 | 5-13 |
| Red-Zone | 1-2 | 3-4 |
| Touchdowns | 1 | 2 |
| Field goals | 0 | 1 |

OTHER

| | |
|--------------|--------------|
| Time of Game | 3:14 |
| Maryland | 4-1, 1-1 B1G |
| Penn State | 4-2, 2-1 B1G |

INDIVIDUAL STATISTICS

RUSHING

Maryland-Harrison, Lorenzo 6-76; Pigrome, Tyrrell 10-39; Morgan, Telrick 2-24; Hills, Perry 9-16; Johnson, Ty 5-11; Edmunds, Trey 3-8; Goins, Kenneth 1-2; TEAM 1-minus 1; Funk, Jake 1-minus 5.

Penn State-Barkley, Saquon 31-202; McSorley, Trace 18-81; Stevens, Tommy 4-36; Allen, Mark 7-31; Sanders, Miles 1-25; TEAM 1-minus 3.

PASSING

Maryland-Pigrome, Tyrrell 5-9-0-28; Hills, Perry 5-7-1-72. Penn State-McSorley, Trace 10-19-0-152

RECEIVING

Maryland-Moore, D.J. 4-15; Johnson, Ty 2-69; Jacobs, Lavern 2-13; Morgan, Telrick 2-3.

Penn State-Thompkins, DeAndre 4-91; Gesicki, Mike 4-26; Hamilton, DaeSean 2-35.

TOP TACKLERS (T-UA-A)

Maryland-Cockerille, Shane 13-7-6; Woods, Josh 9-5-4; Braglio, Roman 8-5-3; Keihn, Melvin 8-2-6; Carter, Jermaine 7-3-4; Savage, Darnell 6-5-1; Opara, Kingsley 6-3-3.

Penn State-Smith, Brandon 14-2-12; Allen, Marcus 7-3-4; Golden, Malik 6-3-3; Reid, John 5-3-2; Farmer, Koa 5-1-4; Bowen, Manny 5-1-4.



@PennStateFBall



PSUFBall

2016

PSUnrivalled.com

GoPSUsports.com



2
MARCUS ALLEN

6-2 ▶ 202 ▶ Jr./Jr. Eligible

Safety ▶ Upper Marlboro, Md.

» 2016

Awards: Selected Big Ten Co-Defensive Player of the Week on Oct. 3 for his 22-tackle effort vs. Minnesota on Oct. 1...Earned Big Ten Rose Bowl Game Player of the Week on Oct. 3 for his efforts vs. the Golden Gophers.

Season: Started six games...His 22 tackles vs. Minnesota were the most by a Penn State player since Paul Posluszny made 22 stops at Northwestern in 2005...The 22 stops are tied with Posluszny and Ron Crosby (vs. Ohio, 1974) for No. 4 on the all-time single game tackles list...His 22 tackles are the most by a Big Ten player since Wisconsin's Mike Taylor had 22 stops at Ohio State on Oct. 29, 2011. **Rankings:** Sits No. 2 in the Big Ten and is No. 25 in the NCAA with 9.5 tackles per game...The 22-tackle effort vs. Minnesota (10/1) ranks No. 2 on the single game list in 2016 among FBS defenders (24 - Rodney Butler, NMSU). **Kent State (9/3):** Logged five stops...Forced and recovered a fumble at the Kent State 20 in the second quarter that led to a Saquon Barkley touchdown to give Penn State the lead for good. **at Pitt (9/10):** Netted eight stops - including four solo... Made a fourth-quarter tackle for loss. **Temple (9/17):** Recorded eight tackles with six solo stops...Had 1.0 tackle for loss. **at Michigan (9/24):** Made seven tackles...Had two pass breakups. **Minnesota (10/1):** Became the second FBS player to record 20-plus tackles, making a career-high 22 stops...Eight of his 22 tackles were solo stops...Made one tackle for loss, a third quarter stop behind the line of scrimmage to force a punt that eventually led to a Trace McSorley rushing touchdown. **Maryland (10/8):** Totaled seven tackles...Made a solo tackle for loss on fourth-and-2 late in the third quarter to end a Maryland scoring threat...A part of a defense that allowed a season-low 11 first downs...Helped limit Maryland 14 points - all in the first half - 170 rushing yards and 270 yards of total offense, after the Terps entered averaging 43.2 points, 300.0 rushing and 466.2 yards of total offense per game.

» 2016 GAME-BY-GAME

Tackles (Solo-Assisted-Total)

KENT STATE 3-2-5; at Pitt 4-4-8; TEMPLE 6-2-8; at Michigan 7-0-7; MINNESOTA 8-14-22; MARYLAND 3-4-7.

» ALLEN'S CAREER STATISTICS & GAME HIGHS

| | UA-A | TK | FF | FR | I | PBU | SACK | TFL |
|---------------|---------------|------------|----------|----------|----------|----------|---------------|----------------|
| 2014 | 35-23 | 58 | - | - | - | 3 | 1.0-11 | 2.0-13 |
| 2015 | 43-38 | 81 | 2 | 1 | - | 2 | 1.0-9 | 5.0-19 |
| 2016 | 30-27 | 57 | 1 | 1 | - | 2 | - | 4.0-10 |
| CAREER | 108-88 | 196 | 3 | 2 | - | 7 | 2.0-20 | 11.0-42 |

Tackles 22; Minnesota, 10/1/16
Sacks 1.0; Twice: Last at Maryland, 10/24/15
Tackles for Loss 1.5; Twice: Last vs. Georgia, 1/2/16
Forced Fumbles 1; Three Times: Last Kent State, 9/3/16
Fumble Recoveries 1; Twice: Last Kent State, 9/3/16
Pass Breakups 2; Twice: Last at Michigan, 9/24/16



8
MARK ALLEN

5-6 ▶ 181 ▶ Jr./So. Eligible

Running Back ▶ Hyattsville, Md.

» 2016

Season: Appeared in six games. **at Pitt (9/10):** Made one carry for two yards...Caught one pass for four yards. **Temple (9/17):** Rushed six times for 17 yards...Had one catch for one yard. **at Michigan (9/24):** Had one carry. **Maryland (10/8):** Carried seven times for 31 yards.

» 2016 GAME-BY-GAME

Rushing (Carries-Yards-TD)

KENT STATE 0-0-0; at Pitt 1-2-0; TEMPLE 6-17-0; at Michigan 1-0-0; MINNESOTA 0-0-0; MARYLAND 7-31-0.

Receiving (Receptions-Yards-TD)

KENT STATE 0-0-0; at Pitt 1-4-0; TEMPLE 1-1-0; at Michigan 0-0-0; MINNESOTA 0-0-0; MARYLAND 0-0-0.

» ALLEN'S CAREER OFFENSIVE STATISTICS & GAME HIGHS

| | Att.-Yds. | Avg. | TD | LG | Rec.-Yds. | Avg. | TD | LG |
|---------------|---------------|------------|----------|-----------|-------------|------------|----------|-----------|
| 2015 | 27-98 | 3.6 | 1 | 28 | 4-44 | 11.0 | 1 | 16 |
| 2016 | 15-50 | 3.3 | - | 17 | 2-5 | 2.5 | - | 4 |
| CAREER | 42-148 | 3.5 | 1 | 28 | 6-49 | 8.2 | 1 | 16 |


Rushing attempts 8; Indiana, 10/10/15
Rushing Yards 45; Indiana, 10/10/15
Rushing Touchdowns 1; Illinois, 10/31/15
Longest Rush 28 yards; Indiana, 10/10/15

Receptions 2; Indiana, 10/10/15
Receiving Yards 29; San Diego State, 9/26/15
Receiving Touchdowns 1; San Diego State, 9/26/15
Longest Reception 16 yards; San Diego State, 9/26/15

» ALLEN'S CAREER PUNT RETURN STATISTICS & GAME HIGHS

| | No. | Yds. | Avg. | TD | LG |
|---------------|----------|-----------|------------|----------|-----------|
| 2015 | 5 | 33 | 6.6 | - | 14 |
| 2016 | - | - | - | - | - |
| CAREER | 5 | 33 | 6.6 | - | 14 |

Punt Returns 4; at Temple, 9/5/15
Punt Return Yards 33; Temple, 9/5/15
Longest Punt Return 14 yards; Temple, 9/5/15



28
TROY APKE

6-1 ▶ 206 ▶ Jr./Jr. Eligible

Safety ▶ Mt. Lebanon, Pa.

» 2016

Season: Appeared in six games, making his second career start vs. Minnesota (10/1). **Kent State (9/3):** Recorded one tackle. **at Pitt (9/10):** Made a combine special teams stop (Scott) in the first quarter. **at Michigan (9/24):** Posted four tackles. **Minnesota (10/1):** Logged a career-high six stops. **Maryland (10/8):** Made two tackles.

» 2016 GAME-BY-GAME

Tackles (Solo-Assisted-Total)

KENT STATE 0-1-1; at Pitt 0-1-1; TEMPLE 0-0-0; at Michigan 1-3-4; MINNESOTA 3-3-6; MARYLAND 1-1-2.

» APKE'S CAREER STATISTICS & GAME HIGHS

| | UA-A | TK | FF | FR | I | PBU | SACK | TFL |
|---------------|--------------|-----------|----------|----------|----------|----------|----------|----------|
| 2014 | 2-0 | 2 | - | - | - | - | - | - |
| 2015 | 14-12 | 26 | 1 | - | - | 1 | - | - |
| 2016 | 6-8 | 14 | - | - | - | - | - | - |
| CAREER | 22-20 | 42 | 1 | - | - | 1 | - | - |

Tackles 6; Minnesota, 10/1/16
Forced Fumbles 1; Rutgers, 9/19/15
Pass Breakups 1; Michigan, 11/21/15



26
SAQUON BARKLEY

5-11 ▶ 223 ▶ So./So. Eligible

Running Back ▶ Coplay, Pa.

» CAREER NOTES & RECORDS

Ranks 22nd on Penn State's career rushing list with 1,658 yards...Became the 15th different Penn Stater with a 200-yard rushing game vs. Maryland (10/8) with 202 yards...His 202 rushing yards vs. the Terrapins rank No. 23 on Penn State's single game rushing charts...The 202 rushing yards vs. Maryland were the most since Larry Johnson's 279 yards vs. Michigan State in 2002...Has seven career 100-yard games (five in 2015, two in 2016), including one 200-yard effort...Has 50 rushes of 10 or more yards in his career (34 in 2015, 16 in 2016)...Broke Penn State's freshman (true or redshirt) season record with 1,076 rushing yards, surpassing D.J. Dozier's mark of 1,002 set in 1983...Ended the 2015 season ranked 16th on the Penn State single season rushing charts...Finished tied for first place on the Penn State true freshman season rushing touchdown (Dozier, 7) and 100-yard rushing games lists (Dozier, 5)...Broke Penn State freshman season record for all-purpose yards with 1,237, surpassing the mark set by Dozier in 1983 (1,191).

» 2016

Awards: Selected to the Big Ten Preseason Honor Roll...Named to the Maxwell Award, Doak Walker Award and Rotary Lombardi Award Preseason Watch Lists...Named to the Dante Hall Award Watch List... Named Big Ten Offensive Player of the Week on Oct. 10 after his 200-yard rushing performance vs. Maryland.

Season: Started six games...Six rushing touchdowns in the first three games of the season are the most by a Penn State player since Evan Royster (6) in 2008...Seven combined offensive touchdowns (6 rushing, 1 receiving) are the most by a Penn State player since Lydell Mitchell had seven to begin the 1971 season. **Rankings:** Is tied for the Big Ten lead and No. 17 nationally in rushing touchdowns (8)...Ranks No. 14 in the NCAA and tied for No. 1 in the Big Ten in total touchdown (9)...Is No. 25 nationally and No. 2 in the conference in scoring (9.0 ppg)...Ranks No. 31 in the NCAA and No. 4 in the Big Ten in rushing yards per game (97.0 ypg)...Sits 49th nationally and fifth in the conference in all-purpose yards (123.67 ypg). **Kent State (9/3):** Posted his first 100-yard game of the season and sixth for his career with 105 yards on 22 carries...Made one catch for 17 yards... Scored his first touchdown of the season on a 7-yard burst to the pylon off the right side in the second quarter. **at Pitt (9/10):** Accounted for 147 all-purpose yards...Carried 20 times for 85 yards and four touchdowns... Caught two passes for 45 yards and a touchdown...Returned one kickoff for 17 yards...Had rushing scores of 3, 1, 1 and 2 yards in the game... Caught a career-long 40 yard grab for a touchdown in the third quarter... Accounted for 30 points in the game...The 30 points are tied for No. 4 in Penn State history (fifth occasion)...First Nittany Lion with 30 points since Ki-Jana Carter vs. Michigan State in 1994...His 30 points are the most by a Big Ten player since Melvin Gordon had 30 tallies against Bowling Green in 2014...The four rushing touchdowns are the most by a Nittany Lion since Larry Johnson had four vs. Michigan State in 2002. **Temple (9/17):** Carried nine times for 68 yards and one touchdown...Touchdown run covered 55 yards for his longest career scoring run...Caught two passes for seven yards. **at Michigan (9/24):** Carried the ball 15 times for 59 yards... Made five receptions for a career-high 77 yards...The 77 receiving yards are the most for a running back since Stephon Green had one catch for 80 yards and a touchdown against Michigan in 2008...Totaled 136 all-purpose yards...Led Penn State in rushing and receiving, the first player to do so since 2014 (Akeel Lynch, at Illinois). **Minnesota (10/1):** Rushed for 63 yards on 20 carries...Juked his way to a 25-yard touchdown run on the first play of overtime to help Penn State reclaim the Governor's Victory Bell...Also caught one pass. **Maryland (10/8):** Logged his first career 200-yard game and became the 15th Penn Stater to eclipse the 200-yard mark with 202 yards and one touchdown on 31 carries...Scored on a 45-yard burst late in the second quarter...His 202 rushing yards were the most since Larry Johnson's 279 yards vs. Michigan State in 2002...The 202 yards rushing rank No. 23 on the single game Penn State charts, tied with John Cappelletti (vs. Maryland, 1972).



@PennStateFBall



PSUFBall

2016

PSUnivaled.com

GoPSUsports.com

» 2016 GAME-BY-GAME

Rushing (Carries-Yards-TD)

KENT STATE 22-105-1; at Pitt 20-85-4; TEMPLE 9-68-1; at Michigan 15-59-0; MINNESOTA 20-63-1; MARYLAND 31-202-1.

Receiving (Receptions-Yards-TD)

KENT STATE 1-17-0; at Pitt 2-45-1; TEMPLE 2-7-0; at Michigan 5-77-0; MINNESOTA 1-(-3)-0; MARYLAND 0-0-0.

» BARKLEY'S CAREER OFFENSIVE STATISTICS & GAME HIGHS

| | Att.-Yds. | Avg. | TD | LG | Rec.-Yds. | Avg. | TD | LG |
|---------------|------------------|------------|-----------|-----------|---------------|------------|----------|-----------|
| 2015 | 182-1,076 | 5.9 | 7 | 56 | 20-161 | 8.1 | 1 | 32 |
| 2016 | 117-582 | 5.0 | 8 | 55 | 11-143 | 13.0 | 1 | 40 |
| CAREER | 299-1,658 | 5.5 | 15 | 56 | 31-301 | 9.8 | 2 | 40 |

Rushing Attempts..... 31; Maryland, 10/8/16
 Rushing Yards..... 202; Maryland, 10/8/16
 Rushing Touchdowns..... 4; at Pitt, 9/10/16
 Longest Rush..... 56 yards; Twice: Last Michigan, 11/21/15

Receptions..... 6; at Northwestern, 11/7/15
 Receiving Yards..... 77; at Michigan, 9/24/16
 Receiving Touchdowns..... 1; Twice: Last at Pitt, 9/10/16
 Longest Reception..... 40 yards; at Pitt, 9/10/16

All-Purpose Yards..... 202; Maryland, 10/8/16

» 2016 GAME-BY-GAME

Kickoff Returns (Returns-Yards-TD-YPR)

KENT STATE 0-0-0-0.0; at Pitt 1-17-0-17.0; TEMPLE 0-0-0-0.0; at Michigan 0-0-0-0.0; MINNESOTA 0-0-0-0.0; MARYLAND 0-0-0-0.0.

» BARKLEY'S CAREER KICKOFF RETURN STATISTICS & GAME HIGHS

| | No. | Yds. | Avg. | TD | LG |
|---------------|----------|-----------|-------------|----------|-----------|
| 2015 | - | - | - | - | - |
| 2016 | 1 | 17 | 17.0 | - | 17 |
| CAREER | 1 | 17 | 17.0 | - | 17 |

Kickoff Returns..... 1; at Pitt, 9/10/16
 Kickoff Return Yards..... 17; at Pitt, 9/10/16
 Longest Kickoff Return..... 17 yards; at Pitt, 9/10/16



52
RYAN
BATES

6-4 ▶ 305 ▶ So./Fr. Eligible

Guard/Center ▶ Warrington, Pa.

» 2016

Season: Started six games...One of 13 first time starters in 2016...One of 22 freshmen (18 redshirt, 4 true) to appear in 2016. **Kent State (9/3):** Made his first career start in his first career game...Helped pave the way for Saquon Barkley's 105-yard rushing effort and protected Trace McSorley, who posted his first career 200-yard passing game. **at Pitt (9/10):** Part of an offensive line that cleared the way for Saquon Barkley's four rushing touchdowns...Blocked for Trace McSorley's 332 passing yards, which ranks No. 14 in Penn State single game history. **Temple (9/17):** Part of a line that didn't allow a sack...Paved the way for three rushing touchdowns...Protected Trace McSorley in his third career 200-yard passing effort. **at Michigan (9/24):** Helped Saquon Barkley move into the top-30 on the career rushing list...Protected Trace McSorley, who threw a touchdown pass in his fifth straight game. **Minnesota (10/1):** Helped Penn State to 471 yards of total offense, the most since racking up an identical total vs. Rutgers in 2015...Protected Trace McSorley to the tune of 408 yards of total offense (335 passing, 73 rushing), the third-highest total in school history...Opened up the left side on Saquon Barkley's game-winning 25-yard touchdown run in overtime. **Maryland (10/8):** Paved the way for 372 total rushing yards, the third-highest total for a Penn State team in Big Ten play and fourth-most in a game and fourth-most in any game for Penn State in the last 20 years...Guided the offense to 524 total yards, the most since 2014 vs. UCF (511) and the most in Big Ten play since 2012 vs. Indiana (546).



11
BRANDON
BELL

6-1 ▶ 233 ▶ Sr./Sr. Eligible

Linebacker ▶ Mays Landing, N.J.

» 2016

Season: Started two games...Selected as team captain. **Kent State (9/3):** Ranked second on the team with eight stops...Grabbed his third career interception to end a Kent State scoring threat at the end of the third quarter. **at Pitt (9/10):** Tied for team high (Wartman-White) with nine tackles, including five solo stops.

» 2016 GAME-BY-GAME


Tackles (Solo-Assisted-Total)

KENT STATE 3-5-8; at Pitt 5-4-9; TEMPLE DNP; at Michigan DNP; MINNESOTA DNP; MARYLAND DNP.

» BELL'S CAREER STATISTICS & GAME HIGHS

| | UA-A | TK | FF | FR | I | PBU | SACK | TFL |
|---------------|--------------|------------|----------|----------|----------|----------|---------------|----------------|
| 2013 | 14-10 | 24 | 1 | - | - | - | - | - |
| 2014 | 23-24 | 47 | - | - | 1 | 3 | 2.0-17 | 7.0-43 |
| 2015 | 36-29 | 65 | 3 | 1 | 1 | - | 5.5-33 | 12.5-52 |
| 2016 | 8-9 | 17 | - | - | 1 | - | - | - |
| CAREER | 81-72 | 153 | 4 | 1 | 3 | 3 | 7.5-50 | 19.5-95 |

Tackles..... 13; Ohio State, 10/25/14
 Sacks..... 2.5; at Northwestern, 11/7/15
 Tackles for Loss..... 3.5; Twice: Last at Northwestern, 11/7/15
 Fumble Recoveries..... 1; Michigan, 11/21/15
 Forced Fumbles..... 1; Four Times: Last Michigan, 11/21/15
 Interceptions..... 1; Three Times: Last Kent State, 9/3/16
 Pass Breakups..... 2; Maryland, 11/1/14



81
GORDON
BENTLEY

6-0 ▶ 198 ▶ Sr./Jr. Eligible

Wide Receiver ▶ Blue Bell, Pa.

» 2016

Season: Appeared in three games, mostly on special teams. **Temple (9/17):** Made his second career appearance (Illinois, 2015).

» 2016 GAME-BY-GAME

Receiving (Receptions-Yards-TD)

KENT STATE DNP; at Pitt DNP; TEMPLE 0-0-0; at Michigan DNP; MINNESOTA 0-0-0; MARYLAND 0-0-0.



13
SAEED
BLACKNALL

6-3 ▶ 212 ▶ Jr./Jr. Eligible

Wide Receiver ▶ Manalapan, N.J.

» 2016

Season: Appeared in two games with one start. **Kent State (9/3):** Made two catches for 24 yards...Made a 21-yard grab on the left sideline on the first play of Penn State's third scoring drive of the game.

» 2016 GAME-BY-GAME


Receiving (Receptions-Yards-TD)

KENT STATE 2-24-0; at Pitt DNP; TEMPLE DNP; at Michigan DNP; MINNESOTA DNP; MARYLAND 0-0-0.

» BLACKNALL'S CAREER OFFENSIVE STATISTICS & GAME HIGHS

| | Att.-Yds. | Avg. | TD | LG | Rec.-Yds. | Avg. | TD | LG |
|---------------|---------------|---------------|----------|-------------|---------------|-------------|----------|-----------|
| 2014 | 1-(-1) | (-1.0) | - | (-1) | 11-112 | 10.2 | 1 | 24 |
| 2015 | - | - | - | - | 8-248 | 31.0 | 1 | 59 |
| 2016 | - | - | - | - | 2-24 | 12.0 | - | 21 |
| CAREER | 1-(-1) | (-1.0) | - | (-1) | 21-384 | 18.3 | 2 | 59 |

Receptions..... 4; Twice: Last San Diego State, 9/26/15
 Receiving Yards..... 101; San Diego State, 9/26/15
 Receiving Touchdowns..... 1; Twice: Last Michigan, 11/21/15
 Longest Reception..... 59 yards; at Michigan State, 11/28/15



43
MANNY
BOWEN

6-1 ▶ 220 ▶ So./So. Eligible

Linebacker ▶ Barnegat, N.J.

» 2016

Season: Appeared in six games with five starts...One of 13 first time starters in 2016...Made his first career start at Pitt (9/10). **Kent State (9/3):** Totaled one tackle...Added his first career pass breakup. **at Pitt (9/10):** Made his first career start...Collected five tackles, all solo...Posted his first career solo tackles for loss in the first quarter. **Temple (9/17):** Notched three tackles...Logged his first career sack with a takedown of Phillip Walker in the second quarter...Had one pass breakup...A part of a front seven that limited Temple to just 38 rushing yards, the fewest since holding Illinois to 37 yards on the ground in 2015. **at Michigan (9/24):** Totaled a career-high seven tackles...Tied his career high with 1.0 tackle for loss, a stop behind the line of scrimmage on Michigan's first offensive play of the game. **Minnesota (10/1):** Contributed a career-high tying seven tackles (five solo)...Made a career-best 2.0 tackles for loss, including a fourth quarter takedown behind the line on third down to force a Minnesota field goal. **Maryland (10/8):** Made his first career start at middle linebacker...Totaled five stops...A part of a defense that allowed a season-low 11 first downs...Helped limit Maryland 14 points - all in the first half - 170 rushing yards and 270 yards of total offense, after the Terps entered averaging 43.2 points, 300.0 rushing and 466.2 yards of total offense per game.

» 2016 GAME-BY-GAME

Tackles (Solo-Assisted-Total)

KENT STATE 0-1-1; at Pitt 5-0-5; TEMPLE 2-1-3; at Michigan 3-4-7; MINNESOTA 5-2-7; MARYLAND 1-4-5.

» BOWEN'S CAREER STATISTICS & GAME HIGHS

| | UA-A | TK | FF | FR | I | PBU | SACK | TFL |
|---------------|--------------|-----------|----------|----------|----------|----------|--------------|---------------|
| 2015 | 12-6 | 18 | 1 | 1 | - | - | - | 0.5-2 |
| 2016 | 16-12 | 28 | - | - | - | 2 | 1.0-7 | 5.0-16 |
| CAREER | 28-18 | 46 | 1 | 1 | - | 2 | 1.0-7 | 5.5-18 |

Tackles..... 7; Twice: Last Minnesota, 10/1/16
 Sacks..... 1.0; Temple, 9/17/16
 Tackles for Loss..... 2.0; Minnesota, 10/1/16
 Fumble Recoveries..... 1; Army, 10/3/15
 Forced Fumbles..... 1; at Michigan State, 11/28/15
 Pass Breakups..... 1; Twice: Last Temple, 9/17/16



31
CAMERON
BROWN

6-5 ▶ 215 ▶ Fr./Fr. Eligible

Linebacker ▶ Burtonsville, Md.

» 2016

Season: Appeared in five games with two starts...Made his first collegiate start vs. Minnesota (10/1)...One of 13 first time starters in 2016...One of 22 freshmen (18 redshirt, 4 true) to appear in 2016. **at Pitt (9/10):** Made his first collegiate appearance...Notched his first tackle on defense in the third quarter. **Temple (9/17):** Appeared mostly on special teams...Played three defensive snaps. **at Michigan (9/24):** Made 10 tackles - four solo...



@PennStateFBall



PSUFBall

2016

PSUnivald.com

GoPSUsports.com

His 10 stops are the most for a true freshman linebacker since Khairi Fortt notched 11 tackles vs. Illinois in 2010...Last true freshman with double-digit tackles was Marcus Allen (10, vs. Ohio State) in 2014...Posted his first career tackle for loss in the third quarter. **Minnesota (10/1)**: Ranked second on the team with nine tackles - six solo.

» 2016 GAME-BY-GAME

Tackles (Total-Solo-Assisted)

KENT STATE DNP; at Pitt 0-1-1; TEMPLE 0-0-0; at Michigan 4-6-10; MINNESOTA 6-3-9; MARYLAND 0-0-0.

» BROWN'S CAREER STATISTICS & GAME HIGHS

| | UA-A | TK | FF | FR | I | PBU | SACK | TFL |
|---------------|--------------|-----------|----|----|---|-----|------|--------------|
| 2016 | 10-10 | 20 | - | - | - | - | - | 1.0-1 |
| CAREER | 10-10 | 20 | - | - | - | - | - | 1.0-1 |

Tackles10; at Michigan, 9/24/16
Tackles for Loss 1.0; at Michigan, 9/24/16



19
TORRENCE
BROWN

6-3 ▶ 257 ▶ Jr./So. Eligible

Defensive End ▶ Tuscaloosa, Ala.

» 2016

Season: Appeared in six games with two starts...One of 13 first time starters in 2016...Made his first collegiate start vs. Temple (9/17). **Rankings:** Is No. 3 in the Big Ten and No. 31 nationally in forced fumbles (0.33 fppg). **Kent State (9/3):** Combined on three tackles. **at Pitt (9/10):** Collected a career-high six stops...Totaled a career-best 2.0 tackles for loss with a pair of solo TFLs in the third quarter...Forced his first career fumble in the fourth quarter that led to a Tyler Davis field goal. **Temple (9/17):** Made four tackles...Forced his second fumble of the season in the fourth quarter...Had 1.0 tackle for loss, which included combining with Robert Windsor on a fourth quarter sack...A part of a front seven that limited Temple to just 38 rushing yards, the fewest since holding Illinois to 37 yards on the ground in 2015. **at Michigan (9/24):** Notched three stops...Made 1.0 tackle for loss, a stop for a loss of five yards in the first quarter. **Minnesota (10/1):** Made one tackle. **Maryland (10/8):** Made one tackle...Recovered Koa Farmer's forced fumble in the second quarter for his second career fumble recovery.

» 2016 GAME-BY-GAME


Tackles (Solo-Assisted-Total)

KENT STATE 3-0-3; at Pitt 5-1-6; TEMPLE 1-3-4; at Michigan 2-1-3; MINNESOTA 1-0-1; MARYLAND 0-1-1.

» BROWN'S CAREER STATISTICS & GAME HIGHS

| | UA-A | TK | FF | FR | I | PBU | SACK | TFL |
|---------------|--------------|-----------|----------|----------|---|-----|--------------|---------------|
| 2015 | 5-6 | 11 | - | 1 | - | - | 1.5-4 | 5.5-14 |
| 2016 | 9-9 | 18 | 2 | 1 | - | - | 0.5-4 | 4.0-14 |
| CAREER | 14-15 | 29 | 2 | 2 | - | - | 2.0-8 | 9.5-28 |

Tackles6; at Pitt, 9/10/16
Sacks 1.0; Michigan, 11/21/15
Tackles for Loss 2.0; Twice: Last at Pitt, 9/10/16
Forced Fumbles 1; Twice: Last Temple, 9/17/16
Fumble Recoveries 1; Twice: Last Maryland, 10/8/16



97
RYAN
BUCHHOLZ

6-6 ▶ 270 ▶ So./Fr. Eligible

Defensive End ▶ Malvern, Pa.

» 2016

Season: Appeared in six games...One of 22 freshmen (18 redshirt, 4 true) to appear in 2016. **Kent State (9/3):** Made two tackles, including his first career sack...Combined with Brandon Bell for his first career stop in the first quarter...Sacked Kent State quarterback Mylik Mitchell to end

KSU's final drive of the game for a loss of seven yards...Penn State's seven sacks were the most since logging seven at Northwestern in 2011. **at Pitt (9/10):** Made two stops - both solo. **Temple (9/17):** Had one tackle... Combined with Parker Cothren on a second quarter tackle for loss...A part of a front seven that limited Temple to just 38 rushing yards, the fewest since holding Illinois to 37 yards on the ground in 2015. **at Michigan (9/24):** Made one tackle. **Maryland (10/8):** Made two assisted tackles.

» 2016 GAME-BY-GAME

Tackles (Solo-Assisted-Total)

KENT STATE 1-1-2; at Pitt 2-0-2; TEMPLE 0-1-1; at Michigan 0-1-1; MINNESOTA 0-0-0; MARYLAND 0-2-2.

» BUCHHOLZ'S CAREER STATISTICS & GAME HIGHS

| | UA-A | TK | FR | FF | I | PBU | SACK | TFL |
|---------------|------------|----------|----|----|---|-----|--------------|--------------|
| 2016 | 3-5 | 8 | - | - | - | - | 1.0-7 | 1.5-8 |
| CAREER | 3-5 | 8 | - | - | - | - | 1.0-7 | 1.5-8 |

Tackles 2; Three Times: Maryland, 10/8/16
Tackles for Loss 1.0; Kent State, 9/3/16
Sacks 1.0; Kent State, 9/3/16



40
JASON
CABINDA

6-1 ▶ 232 ▶ Jr./Jr. Eligible

Linebacker ▶ Flemington, N.J.

» 2016

Awards: Selected to the Bednarik Award, Butkus Award and Lott IMPACT Trophy Preseason Watch Lists.

Season: Started one game. **Kent State (9/3):** Made a team-high 11 tackles for his fourth career double-digit tackle game.

» 2016 GAME-BY-GAME

Tackles (Solo-Assisted-Total)

KENT STATE 5-6-11; at Pitt DNP; TEMPLE DNP; at Michigan DNP; MINNESOTA DNP; MARYLAND DNP.

» CABINDA'S CAREER STATISTICS & GAME HIGHS

| | UA-A | TK | FR | FF | I | PBU | SACK | TFL |
|---------------|--------------|------------|----------|----|----------|----------|---------------|---------------|
| 2014 | 7-10 | 17 | - | - | - | - | - | 0.5-1 |
| 2015 | 39-61 | 100 | 1 | - | 1 | 5 | 2.5-33 | 5.5-37 |
| 2016 | 5-6 | 11 | - | - | - | - | - | - |
| CAREER | 51-77 | 128 | 1 | - | 1 | 5 | 2.5-33 | 6.0-38 |

Tackles14; Army, 10/3/15
Sacks 2.0; Army, 10/3/15
Tackles for Loss 2.0; Army, 10/3/15
Forced Fumbles 1; Army, 10/3/15
Interceptions 1; at Northwestern, 11/7/15
Pass Breakups 1; Five Times: Last Indiana, 10/10/15



1
CHRISTIAN
CAMPBELL

6-1 ▶ 194 ▶ Jr./Jr. Eligible

Cornerback ▶ Phenix City, Ala.

» 2016

Season: Appeared in four games with two starts...Made his first start of the season and second of his career vs. Temple (9/17). **Kent State (9/3):** Recorded three stops...Notched a tackle for loss in the third quarter on a wide receiver screen. **at Pitt (9/10):** Had two tackles, both solo... Had Penn State's only pass breakup. **Temple (9/17):** Had two tackles. **at Michigan (9/24):** Totaled two tackles...Had one pass breakup. **Minnesota (10/1):** Made three tackles in the first half, before leaving the game midway through the second quarter.

» 2016 GAME-BY-GAME

Tackles (Solo-Assisted-Total)

KENT STATE 1-2-3; at Pitt 2-0-2; TEMPLE 1-1-2; at Michigan 2-0-2; MINNESOTA 1-2-3; MARYLAND DNP.

» CAMPBELL'S CAREER STATISTICS & GAME HIGHS

| | UA-A | TK | FR | FF | I | PBU | SACK | TFL |
|---------------|--------------|-----------|----|----|----------|----------|------|--------------|
| 2014 | 9-1 | 10 | - | - | 1 | 2 | - | 1.0-1 |
| 2015 | 6-10 | 16 | - | - | - | 2 | - | 1.0-2 |
| 2016 | 7-5 | 12 | - | - | - | 2 | - | 1.0-4 |
| CAREER | 22-16 | 38 | - | - | 1 | 6 | - | 3.0-7 |

Tackles5; Indiana, 10/10/15
Tackles for Loss 1.0; Three Times: Last Kent State, 9/3/16
Interceptions 1; Temple, 11/15/14
Pass Breakups 1; Five Times: at Michigan, 9/24/16



46
COLIN
CASTAGNA

6-4 ▶ 253 ▶ So./So. Eligible

Defensive End ▶ Barrington, Ill.


» 2016

Season: Appeared in two games. **at Michigan (9/24):** Made his season debut.

» 2016 GAME-BY-GAME

Tackles (Solo-Assisted-Total)

KENT STATE DNP; at Pitt DNP; TEMPLE DNP; at Michigan 0-0-0; MINNESOTA DNP; MARYLAND 0-0-0.



11
IRVIN
CHARLES

6-4 ▶ 219 ▶ So./Fr. Eligible

Wide Receiver ▶ Sicklerville, N.J.

» 2016

Season: Appeared in six games...One of 22 freshmen (18 redshirt, 4 true) to appear in 2016...Has seen time on offense and special teams. **Kent State (9/3):** Made his collegiate debut. **Minnesota (10/1):** Made his first career reception, an 80-yard touchdown catch in the third quarter...Is the first Penn State wide receiver to catch a touchdown for his first career reception since Justin King's 59-yard scoring grab on his first reception vs. Cincinnati in 2005...The 80-yard catch is the longest for a Penn State player since Derek Moyer's 80 yarder from Rob Bolden vs. Illinois on Oct. 9, 2010. **Maryland (10/8):** Made a big special teams tackle on a punt return late in the third quarter.

» 2016 GAME-BY-GAME

Receiving (Receptions-Yards-TD)

KENT STATE 0-0-0; at Pitt 0-0-0; TEMPLE 0-0-0; at Michigan 0-0-0; MINNESOTA 1-80-1; MARYLAND 0-0-0.

» CHARLES' CAREER OFFENSIVE STATISTICS & GAME HIGHS

| | Att.-Yds. | Avg. | TD | LG | Rec.-Yds. | Avg. | TD | LG |
|---------------|-----------|------|----|----|-------------|-------------|----------|-----------|
| 2016 | - | - | - | - | 1-80 | 80.0 | 1 | 80 |
| CAREER | - | - | - | - | 1-80 | 80.0 | 1 | 80 |

Receptions 1; Minnesota, 10/1/16
Receiving Yards 80; Minnesota, 10/1/16
Receiving Touchdowns 1; Minnesota, 10/1/16
Longest Reception 80; Minnesota, 10/1/16

Note: Has one special teams tackle in 2016.



@PennStateFBall



PSUFBall

2016

PSUnivald.com

GoPSUsports.com



56
TYRELL
CHAVIS

6-3 ▶ 295 ▶ Jr./Jr. Eligible

Defensive Tackle ▶ Richmond, Va.

» 2016

Season: Appeared in six games. **Kent State (9/3):** Made his Penn State debut...Totaled two tackles. **at Pitt (9/10):** Had one stop. **at Michigan (9/24):** Tied a career high with two stops. **Minnesota (10/1):** Made one tackle. **Maryland (10/8):** Recorded his first career tackle for loss late in the third quarter for his only stop of the game.

» 2016 GAME-BY-GAME

Tackles (Solo-Assisted-Total)

KENT STATE 0-2-2; at Pitt 0-1-1; TEMPLE 0-0-0; at Michigan 0-2-2; MINNESOTA 0-1-1; MARYLAND 1-0-1.

» CHAVIS' CAREER STATISTICS & GAME HIGHS

| | UA-A | TK | FF | FR | I | PBU | SACK | TFL |
|---------------|------------|----------|----|----|---|-----|------|--------------|
| 2016 | 1-6 | 7 | - | - | - | - | - | 1.0-2 |
| CAREER | 1-6 | 7 | - | - | - | - | - | 1.0-2 |

Tackles 2; Twice: Last at Michigan, 9/24/16
Tackles for Loss 1.0; Maryland, 10/8/16



33
JAKE
COOPER

6-1 ▶ 230 ▶ So./So. Eligible

Linebacker ▶ Doylestown, Pa.

» 2016

Season: Appeared in five games with two starts...Made his first start of the season and second of his career vs. Temple (9/17). **at Pitt (9/10):** Made two stops. **Temple (9/17):** Collected five tackles...A part of a front seven that limited Temple to just 38 rushing yards, the fewest since holding Illinois to 37 yards on the ground in 2015. **at Michigan (9/24):** Tied a career high with six tackles. **Minnesota (10/1):** Notched two tackles.

» 2016 GAME-BY-GAME

Tackles (Solo-Assisted-Total)

KENT STATE 0-0-0; at Pitt 0-2-2; TEMPLE 1-4-5; at Michigan 2-4-6; MINNESOTA 1-1-2; MARYLAND DNP.

» COOPER'S CAREER STATISTICS & GAME HIGHS

| | UA-A | TK | FF | FR | I | PBU | SACK | TFL |
|---------------|--------------|-----------|----|----|---|----------|---------------|---------------|
| 2015 | 9-5 | 14 | - | - | - | 1 | 1.0-11 | 2.5-15 |
| 2016 | 4-11 | 15 | - | - | - | - | - | - |
| CAREER | 13-16 | 29 | - | - | - | 1 | 1.0-11 | 2.5-15 |

Tackles 6; Twice: Last at Michigan, 9/24/16
Sacks 1.0; Buffalo, 9/12/15
Tackles for Loss 1.0; Twice: Last vs. Maryland, 10/24/15
Pass Breakups 1; Rutgers, 9/19/15



52
CURTIS
COTHRAN

6-5 ▶ 280 ▶ Sr./Jr. Eligible

Defensive Tackle ▶ Newtown, Pa.

» 2016

Season: Appeared in two games...Made the switch from defensive end to defensive tackle this season. **Minnesota (10/1):** Made one tackle. **Maryland (10/8):** Had one assisted stop.

» 2016 GAME-BY-GAME

Tackles (Total-Solo-Assisted)

KENT STATE DNP; at Pitt DNP; TEMPLE; DNP; at Michigan DNP; MINNESOTA 0-1-1; MARYLAND 0-1-1.

» COTHRAN'S CAREER STATISTICS & GAME HIGHS

| | UA-A | TK | FF | FR | I | PBU | SACK | TFL |
|---------------|-------------|-----------|----|----|---|-----|---------------|---------------|
| 2014 | 1-0 | 1 | - | - | - | - | - | 1.0-2 |
| 2015 | 5-11 | 16 | - | - | - | - | 2.5-27 | 4.0-31 |
| 2016 | 0-2 | 2 | - | - | - | - | - | - |
| CAREER | 6-13 | 19 | - | - | - | - | 2.5-27 | 5.0-33 |

Tackles 4; Army, 10/3/15
Sacks 1.0; Twice: Last San Diego State, 9/26/15
Tackles for Loss 1.0; Four Times: Last at Ohio State, 10/17/15



41
PARKER
COTHRAN

6-4 ▶ 295 ▶ Sr./Jr. Eligible

Defensive Tackle ▶ Huntsville, Ala.

» 2016

Season: Started six games...One of 13 first time starters in 2016. **Kent State (9/3):** Made his first career start...Made two tackles...Combined with Antoine White for a fourth quarter sack...Penn State's seven sacks were the most since logging seven at Northwestern in 2011. **at Pitt (9/10):** Made one stop. **Temple (9/17):** Totaled a career-high seven tackles...Added a career-best 2.5 tackles for loss...Combined with Ryan Buchholz for a second quarter sack, his fourth career game with 0.5 sack...A part of a front seven that limited Temple to just 38 rushing yards, the fewest since holding Illinois to 37 yards on the ground in 2015. **at Michigan (9/24):** Had one tackle. **Minnesota (10/1):** Had two tackles...Combined with Brandon Smith for a tackle for loss in the first quarter. **Maryland (10/8):** Logged two tackles...A part of a defense that allowed a season-low 11 first downs...Helped limit Maryland 14 points - all in the first half - 170 rushing yards and 270 yards of total offense, after the Terps entered averaging 43.2 points, 300.0 rushing and 466.2 yards of total offense per game.

» 2016 GAME-BY-GAME

Tackles (Solo-Assisted-Total)

KENT STATE 0-2-2; at Pitt 0-1-1; TEMPLE 2-5-7; at Michigan 0-1-1; MINNESOTA 0-2-2; MARYLAND 1-1-2.

» COTHRAN'S CAREER STATISTICS & GAME HIGHS

| | UA-A | TK | FF | FR | I | PBU | SACK | TFL |
|---------------|--------------|-----------|----|----|---|----------|--------------|---------------|
| 2014 | 8-3 | 11 | - | - | - | - | 0.5-1 | 2.5-6 |
| 2015 | 4-9 | 13 | - | - | - | 1 | 0.5-2 | 0.5-2 |
| 2016 | 3-12 | 15 | - | - | - | - | 1.0-4 | 3.5-11 |
| CAREER | 15-24 | 39 | - | - | - | 1 | 2.0-7 | 6.5-19 |

Tackles 7; Temple, 9/17/16
Sacks 0.5; Four Times: Last Temple, 9/17/16
Tackles for Loss 2.5; Temple, 9/17/16
Pass Breakups 1; Michigan, 11/21/15



38
DESI
DAVIS

5-11 ▶ 178 ▶ Jr./So. Eligible

Cornerback ▶ Ardmore, Pa.

» 2016

Season: Appeared in one game. **Temple (9/17):** Made his collegiate debut.

» 2016 GAME-BY-GAME

Tackles (Solo-Assisted-Total)

KENT STATE DNP; at Pitt DNP; TEMPLE 0-0-0; at Michigan DNP; MINNESOTA DNP; MARYLAND DNP.



95
TYLER
DAVIS

5-11 ▶ 180 ▶ Sr./Jr. Eligible

Kicker/Punter ▶ St. Charles, Ill.

» CAREER NOTES & RECORDS

Owens the school record for consecutive field goals made at 18, breaking Sam Ficken's mark of 15 straight makes between the 2012 and 2013 seasons...His 18 consecutive field goals are the second longest streak in the NCAA, behind Air Force's Luke Strebel (19)...The 18-straight made field goals are tied for the longest streak in the Big Ten since Brad Craddock (UMD) converted 24 straight in from 2013-14...The 18 consecutive field goals are tied for the fourth-longest streak in Big Ten history.

» 2016

Awards: Named one of three Lou Groza Award Stars of the Week on Oct. 3, 2016, following his effort vs. Minnesota, which included a game-tying field goal in the final seconds of regulation.

Season: Started six games at place kicker...Off to the best kicking start in Penn State history. **Rankings:** One of five kickers nationally with a perfect field goal percentage...Is tied for the Big Ten lead and No. 13 nationally in field goals per game (1.67 fggp)...Is No. 4 in the Big Ten and No. 56 nationally in scoring (8.2 ppg). **Kent State (9/3):** Converted on all five kicks for nine points...Was 3-for-3 on extra points...Connected on field goals of 29 and 28 yards. **at Pitt (9/10):** Connected on a 38-yard field goal in the fourth quarter...Nailed all four extra point attempts. **Temple (9/17):** Tied a career high with 10 points...Knocked in both field goal attempts and all four extra points...Converted field goals of 30 and a season-long 40 yards. **at Michigan (9/24):** Connected on a 21-yard field goal in the third quarter...Converted his only extra point attempt. **Minnesota (10/1):** Converted three field goals (19, 27, 40 yards) to push his streak to 17 straight makes to begin his career and set the school record...Also made both extra point attempts to account for a career-high 11 points. **Maryland (10/8):** Handled five PAT attempts and converted his only field goal of the game for eight points...Connected on a 30-yard field goal in the second quarter to extend his school-record streak to 18 straight makes.

» DAVIS' CAREER SCORING STATISTICS & GAME HIGHS

| | FGM-A | % | 0-19 | 20-29 | 30-39 | 40-49 | 50+ | LG | XP | PTS |
|---------------------|--------------|------------|------------|------------|------------|-------|-----|-----------|--------------|-----------|
| 2015 | 8-8 | 100.0 | 2-2 | 3-3 | 2-2 | 1-1 | - | 42 | 11-11 | 35 |
| 2016 | 10-10 | 100.0 | 1-1 | 4-4 | 3-3 | 2-2 | - | 40 | 19-19 | 49 |
| CAREER 18-18 | 100.0 | 3-3 | 7-7 | 5-5 | 3-3 | - | - | 42 | 30-30 | 84 |

Points Scored 11; Minnesota, 10/1/16
PATs Made 5; Maryland, 10/8/16
Field Goals Made 3; Twice: Last Minnesota, 10/1/16
Field Goals Attempted 3; Twice: Last Minnesota, 10/1/16
Longest Field Goal 42 yards; Illinois, 10/31/15

» DAVIS' CAREER KICKOFF STATISTICS

| | No. | Yds | AVG | TB | OB |
|---------------|-----------|------------|-------------|----------|----------|
| 2015 | 10 | 595 | 59.5 | 3 | 1 |
| 2016 | - | - | - | - | - |
| CAREER | 10 | 595 | 59.5 | 3 | 1 |



@PennStateFBall



PSUFBall

2016

PSUnivald.com

GoPSUsports.com



53
DEREK
DOWREY

6-3 > 323 > Gr./Sr. Eligible

Guard/Center > Winchester, Va.

» 2016

Season: Appeared in six games with four starts. **Kent State (9/3):** Helped pave the way for Saquon Barkley's 105-yard rushing effort and protected Trace McSorley, who posted his first career 200-yard passing game. **at Pitt (9/10):** Part of an offensive line that cleared the way for Saquon Barkley's four rushing touchdowns...Blocked for Trace McSorley's 332 passing yards, which ranks No. 13 in Penn State single game history. **Temple (9/17):** Part of a line that didn't allow a sack...Paved the way for three rushing touchdowns...Protected Trace McSorley in his third career 200-yard passing effort. **at Michigan (9/24):** Helped Saquon Barkley move into the top-30 on the career rushing list...Protected Trace McSorley, who threw a touchdown pass in his fifth straight game.



7
KOA
FARMER

6-1 > 222 > Jr./So. Eligible

Linebacker > Lake View Terrace, Calif.

» 2016

Season: Appeared in six games with one start...Moved from safety to linebacker following the Temple game...Made his first career start vs. Maryland (10/8) at linebacker...One of 13 first time starters in 2016. **Kent State (9/3):** Made his first career tackle in the fourth quarter, a combined stop with Jason Cabinda. **at Michigan (9/24):** Made three tackles. **Minnesota (10/1):** Had three tackles...Made his first career tackle for loss with a combined stop with Shareef Miller. **Maryland (10/8):** Notched a career-high five tackles...Logged his first career sack and forced fumble on the same play in the second quarter...Combined with Brandon on a third quarter TFL to five him a career-high 1.5 tackles for loss on the day...A part of a defense that allowed a season-low 11 first downs...Helped limit Maryland 14 points - all in the first half - 170 rushing yards and 270 yards of total offense, after the Terps entered averaging 43.2 points, 300.0 rushing and 466.2 yards of total offense per game.

» 2016 GAME-BY-GAME

Tackles (Solo-Assisted-Total)

KENT STATE 0-1-1; at Pitt 0-0-0; TEMPLE 0-0-0 at Michigan 2-1-3; MINNESOTA 2-1-3; MARYLAND 1-4-5.

» FARMER'S CAREER STATISTICS & GAME HIGHS

| | UA-A | TK | FF | FR | I | PBU | SACK | TFL |
|--------|------|----|----|----|---|-----|-------|-------|
| 2015 | - | - | - | - | - | - | - | - |
| 2016 | 5-7 | 12 | 1 | - | - | - | 1.0-5 | 2.0-7 |
| CAREER | 5-7 | 12 | 1 | - | - | - | 1.0-5 | 2.0-7 |

Tackles5; Maryland, 10/8/16
Tackles for Loss 1.5; Maryland, 10/8/16
Sacks 1.0; Maryland, 10/8/16
Forced Fumbles 1; Maryland, 10/8/16




72
BRIAN
GAIA

6-3 > 295 > Gr./Sr. Eligible

Guard/Center > Pasadena, Md.

» 2016

Season: Started six games...Named team captain...Moved from guard to center during spring practice...Has played defensive tackle (2013), offensive guard (2014 & 2015) and center (2016) in his career. **Kent State (9/3):** Started at center for the first time in his career...Helped pave the way for Saquon Barkley's 105-yard rushing effort and protected Trace McSorley, who posted his first career 200-yard passing game. **at Pitt (9/10):** Part of an offensive line that cleared the way for Saquon Barkley's four rushing touchdowns...Blocked for Trace McSorley's 332 passing yards, which ranks No. 14 in Penn State single game history. **Temple (9/17):** Part of a line that didn't allow a sack...Paved the way for three rushing touchdowns...Protected Trace McSorley in his third career 200-yard passing effort. **at Michigan (9/24):** Helped Saquon Barkley move into the top-30 on the career rushing list...Protected Trace McSorley, who threw a touchdown pass in his fifth straight game. **Minnesota (10/1):** Helped Penn State to 471 yards of total offense, the most since racking up an identical total vs. Rutgers in 2015...Protected Trace McSorley to the tune of 408 yards of total offense (335 passing, 73 rushing), the third-highest total in school history. **Maryland (10/8):** Paved the way for 372 total rushing yards, the third-highest total for a Penn State team in Big Ten play and fourth-most in a game and fourth-most in any game for Penn State in the last 20 years...Guided the offense to 524 total yards, the most since 2014 vs. UCF (511) and the most in Big Ten play since 2012 vs. Indiana (546).



19
GREGG
GARRITY

5-10 > 165 > Sr./Sr. Eligible

Wide Receiver > Pittsburgh, Pa.

» 2016

Season: Appeared in one game. **Maryland (10/8):** Saw time on the punt return unit.



88
MIKE
GESICKI

6-6 > 252 > Jr./Jr. Eligible

Tight End/H-Back > Manahawkin, N.J.

» 2016

Awards: Selected to the Mackey Award Preseason Watch List...Is on the Mackey Midseason Watch List.

Season: Started six games. **Kent State (9/3):** Made three receptions and one touchdown grab...Totaled 49 yards receiving. **at Pitt (9/10):** Caught a then-career-high four passes for 47 yards. **Temple (9/17):** Logged a career-high 62 receiving yards on two catches...Hauled in a career-long 52 yarder with a one-handed grab in the third quarter. **at Michigan (9/24):** Grabbed a career-high five passes for 23 yards. **Minnesota (10/1):** Tied a career high with five grabs for a career-best 70 yards...Hauled in a career-long 53 reception to set up first-and-goal, eventually leading to a Trace McSorley touchdown run. **Maryland (10/8):** Pulled in four receptions for 26 yards and one touchdown...Capped Penn State opening drive with a 5-yard catch-and-run that ended in a dive into the end zone.

» 2016 GAME-BY-GAME

Receiving (Receptions-Yards-TD)

KENT STATE 3-49-1; at Pitt 4-47-0; TEMPLE 2-62-0; at Michigan 5-23-0; MINNESOTA 5-70-0; MARYLAND 4-26-1.

» GESICKI'S CAREER OFFENSIVE STATISTICS & GAME HIGHS

| | Att.-Yds. | Avg. | TD | LG | Rec.-Yds. | Avg. | TD | LG |
|--------|-----------|------|----|----|-----------|------|----|----|
| 2014 | - | - | - | - | 11-114 | 10.4 | - | 30 |
| 2015 | - | - | - | - | 13-125 | 9.6 | 1 | 33 |
| 2016 | - | - | - | - | 23-277 | 12.0 | 2 | 53 |
| CAREER | - | - | - | - | 47-516 | 11.0 | 3 | 53 |

Receptions 5; Twice: Last Minnesota, 10/1/16

Receiving Yards 70; Minnesota, 10/1/16

Receiving Touchdowns 1; Three Times: Last Maryland, 10/8/16

Longest Reception 53 yards; Minnesota, 10/1/16



93
BLAKE
GILLIKIN

6-2 > 182 > Fr./Fr. Eligible

Punter/Kicker > Smyrna, Ga.

» 2016

Season: Started six games at punter...Is just the third true freshman to start at punter since 1946 (1979, Ralph Giacommaro; 2014 Daniel Pasquariello)...One of 13 first time starters in 2016...One of 22 freshmen (18 redshirt, 4 true) to appear in 2016...Has five kicks downed inside the opponent's 10-yard line through six games. **Rankings:** Is No. 43 in the NCAA and No. 3 in the Big Ten in punting average (42.3 ypp). **Kent State (9/3):** Hit six punts for 282 yards...Averaged 47.0 yards per punt, which is the fourth best performance by a freshman in Penn State history...Booted a long punt of 58 yards...Pinned two punts inside the 20. **at Pitt (9/10):** Punted five times - four in the first half - for 233 yards...Averaged 46.6 yards per punt...His 69-yard punt in the fourth quarter was a career long and Penn State's longest punt since Anthony Fera had a 69-yard punt (vs. Purdue, 2011)...The 69-yard punt is the second-longest punt by a freshman in Penn State history behind Fera's 74-yarder (2010)...Pinned the Panthers inside their own 20 yard line on three occasions, including two inside the 10...Pinned Pitt at their 1-yard line with his first punt of the game. **Temple (9/17):** Hit three punts, including just one in the second half, averaging 35.0 yards per punt...Pinned Temple at its own 1-yard line on his first punt...Had two punts downed inside the Temple 20. **at Michigan (9/24):** Punted six times - tying a career-high - for an average of 45.0 yards...Pinned Michigan inside its own 10-yard line on a third quarter punt. **Minnesota (10/1):** Punted six times - tying a career high - for an average of 39.2 yards...Dropped one punt inside the Minnesota 20. **Maryland (10/8):** Hit three punts for an average of 34.0 yards...Downed two punts inside the Maryland 20...Pinned Maryland at its own 7-yard line on his second punt of the afternoon...Had a punt blocked in the second quarter...Didn't not handle punting duties in the second half.

» GILLIKIN'S CAREER PUNTING STATISTICS & GAME HIGHS

| | Punts | Yards | Avg. | I-20 | FC | 50+ | LG | BLK |
|--------|-------|-------|------|------|----|-----|----|-----|
| 2016 | 29 | 1,227 | 42.3 | 11 | 6 | 5 | 69 | 1 |
| CAREER | 29 | 1,227 | 42.3 | 11 | 6 | 5 | 69 | 1 |

Punt Attempts 6; Three Times: Last Minnesota, 10/1/16

Punt Yards 282; Kent State, 9/3/16

Punt Average 47.0; Kent State, 9/3/16

Longest Punt 69; at Pitt, 9/10/16



@PennStateFBall



PSUFBall

2016

PSUnivaled.com

GoPSUsports.com



30
KEVIN
GIVENS

6-1 ▶ 275 ▶ So./Fr. Eligible

Defensive Tackle ▶ Altoona, Pa.

» 2016

Season: Started six games...One of 13 first time starters in 2016...One of 22 freshmen (18 redshirt, 4 true) to appear in 2016. **Kent State (9/3):** Started his first career game...Made three stops...Recorded his first career tackle in the first quarter, a combined stop with Christian Campbell. **Temple (9/17):** Collected two tackles...Recorded his first career tackle for loss, a third quarter solo takedown behind the line...A part of a front seven that limited Temple to just 38 rushing yards, the fewest since holding Illinois to 37 yards on the ground in 2015. **at Michigan (9/24):** Tied a career high with three stops. **Minnesota (10/1):** Recorded a career-high tying three tackles...Had one tackle for loss, including a combined sack with Robert Windsor in the fourth quarter. **Maryland (10/8):** Had one tackle...Made the first full sack of his career with a solo takedown of Tyrrell Pigrome in the fourth quarter...A part of a defense that allowed a season-low 11 first downs...Helped limit Maryland 14 points - all in the first half - 170 rushing yards and 270 yards of total offense, after the Terps entered averaging 43.2 points, 300.0 rushing and 466.2 yards of total offense per game.

» 2016 GAME-BY-GAME

Tackles (Solo-Assisted-Total)

KENT STATE 0-3-3; at Pitt 0-0-0; TEMPLE 1-1-2; at Michigan 2-1-3; MINNESOTA 1-2-3; MARYLAND 1-0-1.

» GIVENS' CAREER STATISTICS & GAME HIGHS

| | UA-A | TK | FF | FR | I | PBU | SACK | TFL |
|---------------|------------|-----------|----------|----------|----------|----------|--------------|---------------|
| 2016 | 5-7 | 12 | - | - | - | - | 1.5-7 | 3.0-10 |
| CAREER | 5-7 | 12 | - | - | - | - | 1.5-7 | 3.0-10 |

Tackles3; Three Times: Last Minnesota, 10/1/16
Tackles for Loss1.0; Twice: Last Maryland, 10/8/16
Sacks.....1.0; Maryland, 10/8/16



12
CHRIS
GODWIN

6-1 ▶ 205 ▶ Jr./Sr. Eligible

Wide Receiver ▶ Middletown, Del.

» CAREER NOTES & RECORDS

Is one of 14 players to eclipse the 100 career catch mark, joining teammate DaeSean Hamilton and current assistant coach Terry Smith (108; 1989-91)...Godwin and Hamilton are just the second set of teammates with 100-plus career receptions, joining Derrick Williams, Jordan Norwood and Deon Butler (2005-08)...Ranks 12th on the career receiving yards list with 1,747 yards...Sits tied for No. 9 on the career receptions charts (117) with Jack Curry (1965-67)...Owns seven career 100-yard receiving games, with one in 2016, five coming in 2015 and the other coming against Boston College in the 2014 New Era Pinstripe Bowl...Has at least one catch in 30 of 32 career games, including a stretch of 19-straight games with from 2014-16...Made four or more grabs in 16 of his last 20 games dating back to 2014...Became just the third Penn State wide receiver (Bobby Engram, Allen Robinson) to eclipse the 1,000-yard mark in a single season, finishing second on the season receiving yards list with 1,101 yards...Finished fourth on the Penn State season receptions list with 69 in 2015...Owns the Penn State record for career bowl receiving yardage (273 yards in two bowls)...Ranks second (140; 2014 Pinstripe Bowl) and third (133; 2016 TaxSlayer Bowl) in individual bowl game receiving yardage.

» 2016

Awards: Selected to the Maxwell Award and Biletnikoff Award Preseason Watch Lists.

Season: Started six games. **Kent State (9/3):** Made seven catches for 67 yards to lead the team in both categories...Became the 14th member of the 100-catch club with his sixth grab of the game...Hauled in a 26-yard pass during Penn State's first scoring drive of the game...Made a 7-yard grab on third-and-7 to extend Penn State's final scoring drive. **at Pitt (9/10):** Nabbed four passes for 36 yards...Caught a 15-yard pass for a first down on third-and-1 during Penn State's second scoring drive. **Temple (9/17):** Made seven catches for 117 yards, posting his seventh career 100-yard receiving game...Hauled in a 52-yard touchdown reception to open the scoring in the first quarter...Also had a 23-yard catch in the second quarter. **at Michigan (9/24):** Only catch was an 8-yard touchdown catch in the fourth quarter. **Minnesota (10/1):** Corralled four catches for 97 yards...Made a 20-yard catch on third-and-10 during the game-tying drive late in the fourth quarter...Also made a 32-yard reception in the fourth quarter.

» 2016 GAME-BY-GAME

Receiving (Receptions-Yards-TD)

KENT STATE 7-67-0; at Pitt 4-36-0; TEMPLE 7-117-1; at Michigan 1-8-1; MINNESOTA 4-97-0; MARYLAND 0-0-0.

» GODWIN'S CAREER OFFENSIVE STATISTICS & GAME HIGHS

| | Att. | Yds. | Avg. | TD | LG | Rec. | Yds. | Avg. | TD | LG |
|---------------|------------|------------|----------|----------|------------|--------------|-------------|----------|-----------|----|
| 2014 | 2-1 | 0.5 | - | 1 | 25 | 321 | 12.8 | 2 | 72 | |
| 2015 | - | - | - | - | 69 | 1,101 | 16.0 | 5 | 56 | |
| 2016 | - | - | - | - | 23 | 325 | 14.1 | 2 | 52 | |
| CAREER | 2-1 | 0.5 | - | 1 | 117 | 1,747 | 14.9 | 9 | 72 | |

Receptions11; at Michigan State, 11/28/15
Receiving Yards140; vs. Boston College, 12/27/14
Receiving Touchdowns2; at Michigan State, 11/28/15
Longest Reception72 yards; vs. Boston College, 12/27/14



b
MALIK
GOLDEN

6-0 ▶ 205 ▶ Gr./Sr. Eligible

Safety ▶ Hartford, Conn.

» 2016

Season: Started five games. **Kent State (9/3):** Collected three tackles...Broke up a career-best two passes. **at Pitt (9/10):** Made six tackles, including a career-high 1.5 tackles for loss...Nabbed his second career interception on a tipped pass in the second quarter...Combined with Robert Windsor on a TFL in the second quarter...Made a solo TFL on a swing pass to force a Pitt punt on and get Penn State the ball back trailing by three with 3:56 to play in the game. **Temple (9/17):** Posted a game-high nine tackles to tie his then-career best (at Michigan State, 2015). **at Michigan (9/24):** Posted his first career double-digit tackle game with 11 hits - eight solo...Had 1.0 tackle for loss, a second quarter takedown behind the line of scrimmage...Added one pass breakup. **Maryland (10/8):** Made six stops - three solo...A part of a defense that allowed a season-low 11 first downs...Helped limit Maryland 14 points - all in the first half - 170 rushing yards and 270 yards of total offense, after the Terps entered averaging 43.2 points, 300.0 rushing and 466.2 yards of total offense per game.

» 2016 GAME-BY-GAME

Tackles (Solo-Assisted-Total)

KENT STATE 3-0-3; at Pitt 3-3-6; TEMPLE 3-6-9; at Michigan 8-3-11; MINNESOTA DNP; MARYLAND 3-3-6.

» GOLDEN'S CAREER STATISTICS & GAME HIGHS

| | UA-A | TK | FF | FR | I | PBU | SACK | TFL |
|---------------|--------------|-----------|----------|----------|----------|----------|----------|--------------|
| 2013 | 3-5 | 8 | - | - | - | 1 | - | - |
| 2014 | 4-3 | 7 | - | - | - | 1 | - | 0.5-1 |
| 2015 | 17-23 | 40 | - | - | 1 | 1 | - | - |
| 2016 | 20-15 | 35 | - | - | 1 | 3 | - | 2.5-3 |
| CAREER | 44-46 | 90 | - | - | 2 | 6 | - | 3.0-4 |

Tackles11; at Michigan, 9/24/16
Tackles for Loss1.5; at Pitt, 9/10/16
Interceptions1; Twice: Last at Pitt, 9/10/16
Pass Breakups2; Kent State, 9/3/16



57
STEVEN
GONZALEZ

6-4 ▶ 334 ▶ So./Fr. Eligible

Guard/Center ▶ Union City, N.J.

» 2016

Season: Appeared in three games...One of 22 freshmen (18 redshirt, 4 true) to appear in 2016. **Kent State (9/3):** Made his first career appearance.



37
CHRIS
GULLA

6-1 ▶ 196 ▶ Sr./Jr. Eligible

Kicker/Punter ▶ Toms River, N.J.

» 2016

Season: Appeared in six games...Serves as the holder on all placements.

» GULLA'S CAREER PUNTING STATISTICS & GAME HIGHS

| | Punts | Yards | Avg. | I-20 | FC | 50+ | LG | BLK |
|---------------|-----------|--------------|-------------|-----------|-----------|----------|-----------|----------|
| 2014 | 28 | 1045 | 37.3 | 9 | 11 | 4 | 53 | 1 |
| 2015 | 23 | 868 | 37.7 | 8 | 6 | 3 | 52 | - |
| 2016 | - | - | - | - | - | - | - | - |
| CAREER | 51 | 1,913 | 37.5 | 17 | 17 | 7 | 53 | 1 |

Punt Attempts7; San Diego State, 9/26/15
Punt Yards294; San Diego State, 9/26/15
Longest Punt53 yards; Akron, 9/6/14

Note: Has three career kickoffs for an average of 47.0 yards.



15
GRANT
HALEY

5-9 ▶ 185 ▶ Jr./Sr. Eligible

Cornerback ▶ Atlanta, Ga.

» CAREER NOTES & RECORDS

Broke the Penn State season record with 32 kickoff returns in 2014 (Chaz Powell, 27; 2011)...His 659 kickoff return yards in 2014 rank second on the school season list (Powell, 733 yards; 2011)...His first career interception was returned for a touchdown against Temple and was the first defensive touchdown scored by a Penn State true freshman since Paul Posluszny returned an interception against Indiana on the same date (Nov. 15) in 2003.

» 2016

Season: Appeared in four games with three starts. **Minnesota (10/1):** Totaled a career-high tying seven stops. **Maryland (10/8):** Posted two tackles...A part of a defense that allowed a season-low 11 first downs...Helped limit Maryland 14 points - all in the first half - 170 rushing yards and 270 yards of total offense, after the Terps entered averaging 43.2 points, 300.0 rushing and 466.2 yards of total offense per game.



@PennStateFBall



PSUFBall

» 2016 GAME-BY-GAME

Tackles (Solo-Assisted-Total)

KENT STATE 0-0-0; at Pitt 0-0-0; TEMPLE DNP; at Michigan DNP; MINNESOTA 2-5-7; MARYLAND 1-1-2.

» HALEY'S CAREER STATISTICS & GAME HIGHS

| | UA-A | TK | FF | FR | I | PBU | SACK | TFL |
|---------------|--------------|-----------|----------|----------|----------|----------|----------|---------------|
| 2014 | 12-6 | 18 | - | - | 1 | 2 | - | - |
| 2015 | 27-15 | 42 | 1 | - | 2 | 7 | - | 2.0-10 |
| 2016 | 3-6 | 9 | - | - | - | - | - | - |
| CAREER | 42-27 | 69 | 1 | - | 3 | 9 | - | 2.0-10 |

Tackles 7; Twice: Last Minnesota, 10/1/16
Tackles for Loss 1.0; vs. Georgia, 1/2/16
Forced Fumbles 1; at Northwestern, 11/7/15
Interceptions 1; Three Times: Last vs. Maryland, 10/24/15
Long Interception Return 30 yards; Temple, 11/15/14
Pass Breakups 2; Michigan, 11/21/15



5
DAESEAN
HAMILTON

6-1 > 205 > Sr./Jr. Eligible

Wide Receiver > Fredericksburg, Va.

» CAREER NOTES & RECORDS

Has caught a pass in all 32 career games, a streak that ranks No. 12 among active FBS pass catchers...Ranks tied for No. 6 on Penn State's all-time receptions list with 144 catches, equaling Derek Moye's mark from 2008-11...Ranks 15th on Penn State's all-time receiving yardage list (1,683)... Has 15 career games with five-plus receptions...Is one of just 14 Nittany Lions with 100-plus career receptions, joining teammate Chris Godwin and current assistant coach Terry Smith (108, 1989-91)...Hamilton and Godwin are just the second set of teammates with 100-plus career receptions, joining Derrick Williams, Jordan Norwood and Deon Butler (2005-08)...His 82 catches in 2014 rank second on Penn State's single season charts...Broke the Penn State freshman records for receptions (14) and receiving yards (165) in a game and season in 2014...His 82 receptions rank second in a season in school history, trailing only Allen Robinson (97 in 2013)...Broke the Penn State game reception record with 14 catches against No. 13 Ohio State...In just the sixth game of the season, broke the Penn State freshman record for receptions in a season with his second of seven catches at Michigan, passing Butler's mark of 37 from the 2005 season...Set the program freshman record for receiving yards in a season against Maryland, passing Butler's mark of 691 yards in 2005...One of just six Penn State freshmen to record a 100-yard receiving game and his four 100-yard efforts are the most by a Penn State freshman, surpassing Butler's two from 2005.

» 2016

Season: Started six games. **Kent State (9/3):** Had two catches for nine yards and one touchdown. **at Pitt (9/10):** Hauled in a game-high eight receptions for 82 yards...Caught the two-point conversion pass from Trace McSorley that pulled Penn State within three points with 5:00 to play in the game...Had one tackle. **Temple (9/17):** Collected two catches for 50 yards...Closed the third quarter with a 45-yard catch-and-run to set up a 30-yard Tyler Davis field goal...Recovered an onside kick attempt late in the fourth quarter. **at Michigan (9/24):** Made one catch for 11 yards... Gained 11 yards and a first down on Penn State's touchdown drive in the fourth quarter. **Minnesota (10/1):** Pulled down three passes for 17 yards. **Maryland (10/8):** Made two grabs for 35 yards.

» 2016 GAME-BY-GAME

Rushing (Carries-Yards-TD)

KENT STATE 0-0-0; at Pitt 0-0-0; TEMPLE 1-(-12)-0; at Michigan 0-0-0; MINNESOTA 0-0-0; MARYLAND 0-0-0.

Receiving (Receptions-Yards-TD)

KENT STATE 2-9-1; at Pitt 8-82-0; TEMPLE 2-50-0; at Michigan 1-11-0; MINNESOTA 3-17-0; MARYLAND 2-35-0.

» HAMILTON'S CAREER OFFENSIVE STATISTICS & GAME HIGHS

| | Att.-Yds. | Avg. | TD | LG | Rec.-Yds. | Avg. | TD | LG |
|---------------|-------------|------------|----------|-----------|------------------|-------------|----------|-----------|
| 2014 | 8-32 | 4.0 | - | 11 | 82-899 | 11.0 | 2 | 51 |
| 2015 | - | - | - | - | 45-580 | 12.9 | 6 | 48 |
| 2016 | 1-(-12) | (-12.0) | - | - | 18-204 | 11.3 | 1 | 45 |
| CAREER | 9-20 | 2.2 | - | 11 | 145-1,683 | 11.6 | 9 | 51 |

Receptions 14; Ohio State, 10/25/14
Receiving Yards 165; vs. UCF, 8/30/14
Receiving Touchdowns 1; Nine Times: Last Kent State, 9/3/16
Longest Reception 51 yards; vs. Northwestern, 9/27/14
All-Purpose Yards 165; vs. UCF, 8/30/14



18
JONATHAN
HOLLAND

6-4 > 245 > So./Fr. Eligible

Tight End/H-Back > Brandywine, Md.

» 2016

Season: Appeared in six games, primarily on special teams...One of 22 freshmen (18 redshirt, 4 true) to appear in 2016. **Kent State (9/3):** Made his collegiate debut.

» 2016 GAME-BY-GAME

Receiving (Receptions-Yards-TD)

KENT STATE 0-0-0; at Pitt 0-0-0; TEMPLE 0-0-0; at Michigan 0-0-0; MINNESOTA 0-0-0; MARYLAND 0-0-0.



76
STERLING
JENKINS

6-8 > 328 > So./Fr. Eligible

Tackle > Pittsburgh, Pa.

» 2016

Season: Appeared in six games...One of 22 freshmen (18 redshirt, 4 true) to appear in 2016. **Kent State (9/3):** Made his collegiate debut.



36
JAN
JOHNSON

6-2 > 216 > So./Fr. Eligible

Linebacker > Mohnton, Pa.

» 2016

Season: Appeared in one game...One of 22 freshmen (18 redshirt, 4 true) to appear in 2016...Is the second Penn State linebacker to suffer a season-ending injury. **at Michigan (9/24):** Made his collegiate debut in the second quarter...Totalled his first two career tackles...Left the game in the second quarter with a season-ending injury.

» 2016 GAME-BY-GAME

Tackles (Solo-Assisted-Total)

KENT STATE DNP; at Pitt DNP; TEMPLE DNP; at Michigan 1-1-2; MINNESOTA INJ; MARYLAND INJ.

» JOHNSON'S CAREER STATISTICS & GAME HIGHS

| | UA-A | TK | FF | FR | I | PBU | SACK | TFL |
|---------------|------------|----------|----------|----------|----------|----------|----------|----------|
| 2016 | 1-1 | 2 | - | - | - | - | - | - |
| CAREER | 1-1 | 2 | - | - | - | - | - | - |

Tackles 2; at Michigan, 9/24/16



84
JWAN
JOHNSON

6-4 > 218 > So./Fr. Eligible

Wide Receiver > Glassboro, N.J.

» 2016

Season: Appeared in six games, primarily on special teams...One of 22 freshmen (18 redshirt, 4 true) to appear in 2016. **Kent State (9/3):** Made his collegiate debut. **at Pitt (9/10):** Collected his first collegiate reception, a 27-yard grab from Trace McSorley on Penn State's final scoring drive of the game. **Minnesota (10/1):** Made one special teams tackle. **Maryland (10/8):** Had one special teams tackle.

» 2016 GAME-BY-GAME

Receiving (Receptions-Yards-TD)

KENT STATE 0-0-0; at Pitt 1-27-0; TEMPLE 0-0-0; at Michigan 0-0-0; MINNESOTA 0-0-0; MARYLAND 0-0-0.

» JOHNSON'S CAREER OFFENSIVE STATISTICS & GAME HIGHS

| | Att.-Yds. | Avg. | TD | LG | Rec.-Yds. | Avg. | TD | LG |
|---------------|-----------|----------|----------|----------|-------------|-------------|----------|-----------|
| 2016 | - | - | - | - | 1-27 | 27.0 | - | 27 |
| CAREER | - | - | - | - | 1-27 | 27.0 | - | 27 |

Receptions 1; at Pitt, 9/10/16
Receiving Yards 27; at Pitt, 9/10/16
Longest Reception 27 yards; at Pitt, 9/10/16

Note: Also has two special teams tackles.



99
JOE
JULIUS

5-10 > 258 > Jr./So. Eligible

Kicker > Hummelstown, Pa.

» 2016

Season: Appeared in six games...Handled all of the kickoffs. **Kent State (9/3):** Averaged 64.7 yards on seven kickoffs...Six of seven kickoffs were touchbacks...Made one tackle. **at Pitt (9/10):** Booted seven kickoffs for 424 yards...Averaged 60.6 yards per kickoff with four touchbacks. **Temple (9/17):** Had seven kickoffs with six touchbacks...Averaged 64.4 yards per kickoff. **at Michigan (9/24):** Averaged 53.0 yards on three kickoffs... Made one tackle. **Minnesota (10/1):** Hit six kickoffs for a 62.0 average... Had three touchbacks. **Maryland (10/8):** Logged two touchbacks on six kickoffs...Averaged 61.1 yards per kickoff.

» JULIUS' CAREER SCORING STATISTICS & GAME HIGHS

| | FGM-A | % | 0-19 | 20-29 | 30-39 | 40-49 | 50+ | LG | XP | PTS |
|---------------------|-------------|----------|------------|------------|------------|----------|-----------|--------------|-----------|----------|
| 2015 | 10-12 | 83.3 | - | 5-5 | 3-3 | 2-4 | - | 40 | 20-24 | 50 |
| 2016 | - | - | - | - | - | - | - | - | - | - |
| CAREER 10-12 | 83.3 | - | 5-5 | 3-3 | 2-4 | - | 40 | 20-24 | 50 | - |

Points Scored 13; vs. San Diego State, 9/26/15
PATs Made 4; Three Times: Last vs. Maryland, 10/24/15
Field Goals Made 3; vs. San Diego State, 9/26/15
Field Goals Attempted 3; Twice: Last vs. San Diego State, 9/26/15
Longest Field Goal 40 yards; Twice: Last vs. Maryland, 10/24/15

Tackles 1; Four Times: Last at Michigan, 9/24/16

» JULIUS' CAREER KICKOFF STATISTICS

| | No. | Yds | AVG | TB | OB |
|---------------|-----------|--------------|-------------|-----------|----------|
| 2015 | 53 | 3,284 | 62.0 | 22 | 4 |
| 2016 | 37 | 2,287 | 61.8 | 21 | 1 |
| CAREER | 90 | 5,571 | 61.9 | 40 | 5 |



@PennStateFBall



PSUFball

2016

PSUnivald.com

GoPSUsports.com



55
WENDY
LAURENT

6-2 ▶ 297 ▶ Gr./Sr. Eligible
Center/Guard ▶ Hamilton, N.J.

» 2016

Season: Appeared in six games.



70
BRENDAN
MAHON

6-4 ▶ 320 ▶ Sr./Jr. Eligible
Guard/Center ▶ Randolph, N.J.

» 2016

Awards: Named to the *Pro Football Focus* National Team of the Week following his performance vs. Minnesota (10/1)...Named to the *Pro Football Focus* Big Ten Team of the Week after his showing vs. Maryland (10/8).

Season: Started six games. **Kent State (9/3):** Helped pave the way for Saquon Barkley's 105-yard rushing effort and protected Trace McSorley, who posted his first career 200-yard passing game. **at Pitt (9/10):** Part of an offensive line that cleared the way for Saquon Barkley's four rushing touchdowns...Blocked for Trace McSorley's 332 passing yards, which ranks No. 13 in Penn State single game history. **Temple (9/17):** Part of a line that didn't allow a sack...Paved the way for three rushing touchdowns...Protected Trace McSorley in his third career 200-yard passing effort. **at Michigan (9/24):** Helped Saquon Barkley move into the top-30 on the career rushing list...Protected Trace McSorley, who threw a touchdown pass in his fifth straight game. **Minnesota (10/1):** Helped Penn State to 471 yards of total offense, the most since racking up an identical total vs. Rutgers in 2015...Protected Trace McSorley to the tune of 408 yards of total offense (335 passing, 73 rushing), the third highest total in school history...Opened up the left side on Saquon Barkley's game-winning 25-yard touchdown run in overtime. **Maryland (10/8):** Started at left tackle before moving to right tackle following Andrew Nelson's second quarter injury...Paved the way for 372 total rushing yards, the third-highest total for a Penn State team in Big Ten play and fourth-most in a game and fourth-most in any game for Penn State in the last 20 years...Guided the offense to 524 total yards, the most since 2014 vs. UCF (511) and the most in Big Ten play since 2012 vs. Indiana (546).



bb
CONNOR
McGOVERN

6-5 ▶ 310 ▶ Fr./Fr. Eligible
Guard/Center ▶ Larksville, Pa.

» 2016

Season: Appeared in six games with two starts...Made his first collegiate start vs. Minnesota (10/1)...One of 13 first time starters in 2016...One of 22 freshmen (18 redshirt, 4 true) to appear in 2016. **Kent State (9/3):** Made his collegiate debut. **Temple (9/17):** Part of a line that didn't allow a sack...Paved the way for three rushing touchdowns...Protected Trace McSorley in his third career 200-yard passing effort. **at Michigan (9/24):** Helped Saquon Barkley move into the top-30 on the career rushing list...Protected Trace McSorley, who threw a touchdown pass in his fifth straight game. **Minnesota (10/1):** Helped Penn State to 471 yards of total offense, the most since racking up an identical total vs. Rutgers in 2015...Protected Trace McSorley to the tune of 408 yards of total offense (335 passing, 73 rushing), the third-highest total in school history...Opened up the left side on Saquon Barkley's game-winning 25-yard touchdown run in overtime. **Maryland (10/8):** Paved the way for 372 total rushing yards,

the third-highest total for a Penn State team in Big Ten play and fourth-most in a game and fourth-most in any game for Penn State in the last 20 years...Guided the offense to 524 total yards, the most since 2014 vs. UCF (511) and the most in Big Ten play since 2012 vs. Indiana (546).



39
JOSH
McPHEARSON

5-10 ▶ 197 ▶ Sr./Jr. Eligible
Wide Receiver ▶ Columbia, Md.

» 2016

Season: Appeared one game...Made his Penn State debut against Maryland (10/8). **Maryland (10/8):** Made his first tackle on kickoff coverage in the fourth quarter.

» 2016 GAME-BY-GAME

Tackles (Solo-Assisted-Total)

KENT STATE DNP; at Pitt DNP; TEMPLE DNP; at Michigan DNP; MINNESOTA DNP; MARYLAND 0-1-1.

» McPHEARSON'S CAREER STATISTICS & GAME HIGHS

| | UA-A | TK | FF | FR | I | PBU | SACK | TFL |
|--------|------|----|----|----|---|-----|------|-----|
| 2016 | 0-1 | 1 | - | - | - | - | - | - |
| CAREER | 0-1 | 1 | - | - | - | - | - | - |

Tackles 1; Maryland, 10/8/16



9
TRACE
McSORLEY

6-0 ▶ 205 ▶ Jr./So. Eligible
Quarterback ▶ Ashburn, Va.

» CAREER NOTES & RECORDS

Became just the third Penn State quarterback to register more than 400 yards of total offense in a game, logging 408 total offense yards (335 passing, 73 rushing) vs. Minnesota (10/1)...One of five quarterbacks in Penn State history with multiple 300-yard passing games, joining Christian Hackenberg (9), Matt McGloin (6), Kerry Collins (4) and Daryll Clark (3)...Has thrown at least one touchdown pass in seven straight games, the longest streak since Christian Hackenberg threw at least one touchdown pass in eight games during the 2013 season.

» 2016

Awards: Named to the *Pro Football Focus* Big Ten Team of the Week after his showing vs. Maryland (10/8).

Season: Started six games...One of 13 first time starters in 2016. **Rankings:** Ranks No. 41 nationally and No. 3 in the Big Ten in passing yards per game (239.3)...Ranks 56th in the NCAA and fifth in the B1G with 17.1 completions per game...Sits No. 4 in the Big Ten and No. 37 nationally in total offense (270.3 ypg)...Is No. 18 nationally and No. 3 in the B1G in yards per completion (13.9 ypc)...Ranks No. 38 in the NCAA and No. 4 in the Big Ten in yards per pass attempt (8.11 ypa). **Kent State (9/3):** Made his first collegiate start...Recorded his first career 200-yard passing game...Completed 16-of-31 passes for 209 yards and two touchdowns...Ran the ball 14 times for 47 yards, setting career highs in both categories...Connected with DaeSean Hamilton and Mike Gesicki on touchdown passes...Tied his career high in touchdown passes (2). **at Pitt (9/10):** Recorded his first career 300-yard passing game with a then-career-high 332 yards - a total that ranks No. 14 on Penn State's single game passing charts...Became just the 12th quarterback in Penn State history to register a 300-yard passing game and accounted for the 30th 300-yard game in Penn State history...Posted career highs in completions (24) and attempts (35)...Connected with Saquon Barkley on a 40-yard touchdown pass, his only scoring throw of the game...Had 17 completions of 10-plus yards, including seven of 20-plus yards...Completed passes to eight different pass catchers in the game...Rushed nine times, including a career-long scamper of 17 yards. **Temple (9/17):** Recorded his third 200-yard passing

game with 287 yards on 18-of-24 passing...Hooked up on a career-long 52-yard scoring strike pass to Chris Godwin in the first quarter...Later equaled his career long completion with a 52-yard strike to Mike Gesicki in the third quarter...Netted his first career rushing touchdown with a 2-yard scamper in the second quarter...Had nine rushes for eight yards. **at Michigan (9/24):** Completed 16-of-27 passes for 121 yards and one touchdown...Moved his streak to five straight games with a TD pass...Completed a long pass of 30 yards to Saquon Barkley. **Minnesota (10/1):** Completed 19 passes on a career-high 41 attempts for a career-best 335 yards...Passing total marks the second 300-yard passing game of his career and the 335 passing yards are No. 13 in a single game in Penn State history...Accounted for 408 yards of total offense -- 335 passing and 73 rushing -- to mark the third-highest total in school history, the since Christian Hackenberg posted a school-record 454 yards against UCF in the 2014 Croke Park Classic vs. UCF...The 80-yard touchdown completion to Irvin Charles is a career long...Led the team with a then-career-high 73 rushing yards on only eight attempts...Was the first Penn State quarterback to lead the team in rushing since Michael Robinson (90 yards, 1 TD) at Michigan State on Nov. 19, 2005. **Maryland (10/8):** Threw for 152 yards and two touchdowns on 10-of-19 passing...Connected with Mike Gesicki on a 5-yard touchdown pass on Penn State first drive of the game and later found DeAndre Thompkins for a 70-yard scoring strike...Rushed 18 times for a career-high 81 yards...His 81 rushing yards are the most by a quarterback since Daryll Clark had 83 against Illinois in 2009.

» 2016 GAME-BY-GAME

Passing (Comp.-Att.-Yds.-TD-INT)

KENT STATE 16-31-209-2-0; at Pitt 24-35-332-1-1; TEMPLE 18-24-287-1-1; at Michigan 16-27-121-1-1; MINNESOTA 19-41-335-1-0; MARYLAND 10-19-152-2-0.

» McSORLEY'S CAREER PASSING STATISTICS & GAME HIGHS

| | C-A | Yds. | % | TD-INT | YPG | LG |
|--------|---------|-------|------|--------|-------|----|
| 2015 | 20-40 | 185 | 50.0 | 2-0 | 26.4 | 21 |
| 2016 | 103-177 | 1,436 | 58.2 | 8-3 | 239.3 | 80 |
| CAREER | 123-217 | 1,621 | 56.7 | 10-3 | 124.7 | 80 |

Pass Completions 24; at Pitt, 9/10/16

Pass Attempts 41; Minnesota, 10/1/16

Passing Yards 335; Minnesota, 10/1/16

Passing Touchdowns 2; Three Times: Last Maryland, 10/8/16

Long Pass 80 yards; Minnesota, 10/1/16

» 2016 GAME-BY-GAME

Rushing (Carries-Yards-TD)

KENT STATE 14-47-0; at Pitt 9-(-17)-0; TEMPLE 9-8-1; at Michigan 9-(-6)-0; MINNESOTA 8-73-1; MARYLAND 18-81-1.

» McSORLEY'S CAREER OFFENSIVE STATISTICS & GAME HIGHS

| | Att.-Yds. | Avg. | TD | LG | Rec.-Yds. | Avg. | TD | LG |
|--------|-----------|------|----|----|-----------|------|----|----|
| 2015 | 13-43 | 3.3 | - | 14 | - | - | - | - |
| 2016 | 67-186 | 2.8 | 3 | 26 | - | - | - | - |
| CAREER | 80-229 | 2.9 | 3 | 26 | - | - | - | - |

Rush Attempts 18; Maryland, 10/8/16

Rush Yards 81; Maryland, 10/8/16

Rushing Touchdowns 1; Three Times: Last Maryland, 10/8/16

Long Rush 26 yards; Minnesota, 10/1/16

Total Offense Yards 408; Minnesota, 10/1/16

All-Purpose Yards 81; Maryland, 10/8/16



9
JARVIS
MILLER

6-2 ▶ 205 ▶ So./Fr. Eligible
Linebacker ▶ Suffield, Conn.

» 2016

Season: Appeared in six games, primarily on special teams...One of 22 freshmen (18 redshirt, 4 true) to appear in 2016...Moved to linebacker following Minnesota (10/1). **Kent State (9/3):** Made his collegiate debut. **at Pitt (9/10):** Made his first career stop on kickoff coverage in the fourth quarter. **Maryland (10/8):** Made one tackle.



@PennStateFBall



PSUFBall

2016

PSUnivaled.com

GoPSUsports.com

» 2016 GAME-BY-GAME

Tackles (Solo-Assisted-Total)

KENT STATE 0-0-0; at Pitt 1-0-1; TEMPLE 0-0-0; at Michigan 0-0-0; MINNESOTA 0-0-0; MARYLAND 0-1-1.

» MILLER'S CAREER STATISTICS & GAME HIGHS

| | UA-A | TK | FR | FF | I | PBU | SACK | TFL |
|--------|------|----|----|----|---|-----|------|-----|
| 2016 | 1-1 | 2 | - | - | - | - | - | - |
| CAREER | 1-1 | 2 | - | - | - | - | - | - |

Tackles 1; Twice: Last Maryland, 10/8/16



48
SHAREEF
MILLER

6-5 ▶ 255 ▶ So./Fr. Eligible

Defensive End ▶ Philadelphia, Pa.

» 2016

Season: Appeared in six games...One of 22 freshmen (18 redshirt, 4 true) to appear in 2016. **Kent State (9/3):** Made his collegiate debut...Toted five tackles...Made his first collegiate tackle in the second quarter...Picked up his first career sack in the third quarter with a 10-yard takedown of Justin Agner to force a punt...Sacked Agner later in the third quarter for his second of the game...Penn State's seven sacks were the most since logging seven at Northwestern in 2011. **at Pitt (9/10):** Had one assisted tackle. **Minnesota (10/1):** Made four stops...Had 1.5 tackles for loss, including a solo takedown behind the line of scrimmage in the fourth quarter. **Maryland (10/8):** Made two tackles, including one tackle for loss...Made a solo stop behind the line in the fourth quarter.

» 2016 GAME-BY-GAME

Tackles (Solo-Assisted-Total)

KENT STATE 3-2-5; at Pitt 0-1-1; TEMPLE 0-0-0; at Michigan 0-0-0; MINNESOTA 1-3-4; MARYLAND 2-0-2.

» MILLER'S CAREER STATISTICS & GAME HIGHS

| | UA-A | TK | FR | FF | I | PBU | SACK | TFL |
|--------|------|----|----|----|---|-----|--------|--------|
| 2016 | 7-5 | 12 | - | - | - | - | 2.0-18 | 4.5-25 |
| CAREER | 7-5 | 12 | - | - | - | - | 2.0-18 | 4.5-25 |

Tackles 5; Kent State, 9/3/16

Tackles for Loss 2.0; Kent State, 9/3/16

Sacks 2.0; Kent State, 9/3/16



91
RYAN
MONK

6-1 ▶ 290 ▶ So./Fr. Eligible

Defensive Tackle ▶ Dallas, Pa.

» 2016

Season: Appeared in two games...One of 22 freshmen (18 redshirt, 4 true) to appear in 2016. **Kent State (9/3):** Made his collegiate debut.

» 2016 GAME-BY-GAME

Tackles (Solo-Assisted-Total)

KENT STATE 0-0-0; at Pitt DNP; TEMPLE DNP; at Michigan 0-0-0; MINNESOTA DNP; MARYLAND DNP.



23
AYRON
MONROE

5-11 ▶ 204 ▶ So./Fr. Eligible

Safety ▶ Largo, Md.

» 2016

Season: Appeared in two games...Made his collegiate debut vs. Minnesota (10/1)...One of 22 freshmen (18 redshirt, 4 true) to appear in 2016...Leads the team with four tackles on kickoff coverage, playing only two games. **Minnesota (10/1):** Made his collegiate debut...Registered one tackle on special teams. **Maryland (10/8):** Made three special teams tackles.

» 2016 GAME-BY-GAME

Tackles (Solo-Assisted-Total)

KENT STATE DNP; at Pitt DNP; TEMPLE DNP; at Michigan DNP; MINNESOTA 1-0-1; MARYLAND 1-2-3.

» MONROE'S CAREER STATISTICS & GAME HIGHS

| | UA-A | TK | FR | FF | I | PBU | SACK | TFL |
|--------|------|----|----|----|---|-----|------|-----|
| 2016 | 2-2 | 4 | - | - | - | - | - | - |
| CAREER | 2-2 | 4 | - | - | - | - | - | - |

Tackles 3; Maryland, 10/8/16



59
ANDREW
NELSON

6-6 ▶ 306 ▶ Sr./Jr. Eligible

Tackle ▶ Hershey, Pa.

» 2016

Season: Started six games...Was injured in the second quarter vs. Maryland (10/8) and will miss the remainder of the season. **Kent State (9/3):** Helped pave the way for Saquon Barkley's 105-yard rushing effort and protected Trace McSorley, who posted his first career 200-yard passing game. **at Pitt (9/10):** Part of an offensive line that cleared the way for Saquon Barkley's four rushing touchdowns...Blocked for Trace McSorley's 332 passing yards, which ranks No. 13 in Penn State single game history. **Temple (9/17):** Part of a line that didn't allow a sack...Paved the way for three rushing touchdowns...Protected Trace McSorley in his third career 200-yard passing effort. **at Michigan (9/24):** Helped Saquon Barkley move into the top-30 on the career rushing list...Protected Trace McSorley, who threw a touchdown pass in his fifth straight game. **Minnesota (10/1):** Helped Penn State to 471 yards of total offense, the most since racking up an identical total vs. Rutgers in 2015...Protected Trace McSorley to the tune of 408 yards of total offense (335 passing, 73 rushing), the third-highest total in school history. **Maryland (10/8):** Paved the way for 372 total rushing yards, the third-highest total for a Penn State team in Big Ten play and fourth-most in a game and fourth-most in any game for Penn State in the last 20 years...Guided the offense to 524 total yards, the most since 2014 vs. UCF (511) and the most in Big Ten play since 2012 vs. Indiana (546).



21
AMANI
ORUWARIYE

6-1 ▶ 201 ▶ Jr./So. Eligible

Cornerback ▶ Tampa, Fla.

» 2016

Season: Appeared in four games. **Kent State (9/3):** Made two tackles...Recorded his first career interception in the third quarter and returned it 30 yards for a touchdown...It was the first interception return for a touchdown since 2014 vs. Temple (Haley). **at Pitt (9/10):** Logged two solo stops. **Temple (9/17):** Made one assisted tackle. **at Michigan (9/24):** Made a career-high three stops.

» 2016 GAME-BY-GAME

Tackles (Solo-Assisted-Total)

KENT STATE 0-2-2; at Pitt 2-0-2; TEMPLE 0-1-1; at Michigan 2-1-3; MINNESOTA DNP; MARYLAND DNP.

» ORUWARIYE'S CAREER STATISTICS & GAME HIGHS

| | UA-A | TK | FR | FF | I | PBU | SACK | TFL |
|--------|------|----|----|----|---|-----|------|-----|
| 2015 | 1-4 | 5 | - | - | - | 1 | - | - |
| 2016 | 4-4 | 8 | - | - | 1 | - | - | - |
| CAREER | 5-8 | 13 | - | - | - | 1 | - | - |

Tackles 3; at Michigan, 9/24/16

Interceptions 1; Kent State, 9/3/16

Long Interception Return 30 yards; Kent State, 9/3/16

Pass Breakups 1; Illinois, 10/31/15




73
PARIS
PALMER

6-7 ▶ 300 ▶ Sr./Sr. Eligible

Tackle ▶ Plymouth, N.C.

» 2016

Season: Appeared in six games. **Maryland (10/8):** Saw his most extensive action of the season after entering the game at left tackle following Andrew Nelson's second quarter injury...Helped paved the way for 372 total rushing yards, the third-highest total for a Penn State team in Big Ten play and fourth-most in a game and fourth-most in any game for Penn State in the last 20 years...Guided the offense to 524 total yards, the most since 2014 vs. UCF (511) and the most in Big Ten play since 2012 vs. Indiana (546).



89
TOM
PANCOAST

6-3 ▶ 235 ▶ Sr./Jr. Eligible

Tight End/H-Back ▶ West Chester, Pa.

» 2016

Season: Appeared in six games.

» 2016 GAME-BY-GAME

Receiving (Receptions-Yards-TD)

KENT STATE 0-0-0; at Pitt 0-0-0; TEMPLE 0-0-0; at Michigan 0-0-0; MINNESOTA 0-0-0; MARYLAND 0-0-0.





92 DANIEL PASQUARIELLO

6-1 ▶ 197 ▶ Jr./Jr. Eligible

Punter ▶ Melbourne, Victoria, Australia

» CAREER NOTES & RECORDS

Ranks 12th on Penn State's career punting list with a 38.7 career yards per punt average.

» 2016

Season: Appeared in one game. **Maryland (10/8):** Hit two punts for an average of 37.5 yards...Pinned two punts inside the Maryland 20...Both punts came in the second half.

» PASQUARIELLO'S CAREER PUNTING STATISTICS & GAME HIGHS

| | Punts | Yards | Avg. | I-20 | FC | 50+ | LG | BLK |
|---------------|------------|--------------|-------------|-----------|-----------|-----------|-----------|----------|
| 2014 | 47 | 1,754 | 37.3 | 13 | 11 | 1 | 63 | - |
| 2015 | 58 | 2,314 | 39.9 | 12 | 10 | 9 | 60 | - |
| 2016 | 2 | 75 | 37.5 | 2 | 1 | - | 38 | - |
| CAREER | 107 | 4,143 | 38.7 | 27 | 22 | 10 | 63 | - |

Punt Attempts 9; Twice: Last at Northwestern, 11/7/15

Punt Yards 374; at Northwestern, 11/7/15

Longest Punt 63 yards; vs. Michigan State, 11/29/14

Tackles 1; Twice: Last at Temple, 9/5/15



10 BRANDON POLK

5-9 ▶ 175 ▶ So./So. Eligible

Wide Receiver ▶ Ashburn, Va.

» 2016

Season: Appeared in three games. **at Pitt (9/10):** Made one catch for four yards. **Temple (9/17):** Had one catch for 14 yards...Returned the opening kickoff for 35 yards, a career long effort.

» 2016 GAME-BY-GAME

Receiving (Receptions-Yards-TD)

KENT STATE 0-0-0; at Pitt 1-4-0; Temple 1-14-0; at Michigan DNP; MINNESOTA DNP; MARYLAND DNP.

» POLK'S CAREER OFFENSIVE STATISTICS & GAME HIGHS

| SEASON | Att.-Yds. | Avg. | TD | LG | Rec.-Yds. | Avg. | TD | LG |
|---------------|---------------|------------|----------|-----------|-------------|------------|----------|-----------|
| 2015 | 18-159 | 8.8 | 1 | 33 | 6-57 | 9.5 | 1 | 39 |
| 2016 | - | - | - | - | 2-18 | 9.0 | - | 14 |
| CAREER | 18-159 | 8.8 | 1 | 33 | 8-75 | 9.4 | 1 | 39 |

Rushing attempts 3; Three Times: Last vs. Georgia, 1/2/16

Rushing Yards 50; at Temple, 9/5/15

Rushing Touchdowns 1; Buffalo, 9/12/15

Longest Rush 33 yards; at Temple, 9/5/15

Receptions 2; Indiana, 10/10/15

Receiving Yards 46; Indiana, 10/10/15

Receiving Touchdowns 1; Indiana, 10/10/15

Longest Reception 39 yards; Indiana, 10/10/15

All-Purpose Yards 89; at Ohio State, 10/17/15

» 2016 GAME-BY-GAME

Kickoff Returns (Returns-Yards-TD-YPR)

KENT STATE 0-0-0-0.0; at Pitt 0-0-0-0.0; TEMPLE 1-35-0-35.0; at Michigan DNP; MINNESOTA DNP; MARYLAND DNP.

» POLK'S CAREER KICKOFF RETURN STATISTICS & GAME HIGHS

| | No. | Yds. | Avg. | TD | LG |
|---------------|-----------|------------|-------------|----------|-----------|
| 2015 | 10 | 209 | 20.9 | - | 33 |
| 2016 | 1 | 35 | 35.0 | - | 35 |
| CAREER | 11 | 244 | 22.2 | - | 35 |

Kick Returns 4; at Ohio State, 10/17/15

Kick Return Yards 79; at Ohio State, 10/17/15

Long Kick Return 35 yards; Temple, 9/17/16



29 JOHN REID

5-10 ▶ 191 ▶ So./So. Eligible

Cornerback ▶ Mount Laurel, N.J.

» 2016

Awards: Named to the *Pro Football Focus* Big Ten Team of the Week after his showing vs. Maryland (10/8).

Season: Started six games. **Rankings:** No. 43 in the NCAA and No. 6 in the Big Ten in punt return average (7.8 ypr). **Kent State (9/3):** Totaled four tackles... Combined with Antoine White for his first career sack, a takedown of Mylik Mitchell in the fourth quarter...Returned four punts for 22 yards...Posted a long return of 21 yards in the third quarter...Penn State's seven sacks were the most since logging seven at Northwestern in 2011. **at Pitt (9/10):** Tied his career high with five stops...Recovered his second career fumble in the fourth quarter, helping lead to a Tyler Davis field goal...Returned four punts for 61 yards...Broke a career-long 59 yard return in the first quarter, the longest punt return for the Nittany Lions since Derrick Williams' 63-yard return for a TD at Wisconsin in 2008. **Temple (9/17):** Sealed the game with an interception of Phillip Walker, returning it 14 yards...Logged four tackles...Combined with Parker Cothren on a tackle for loss in the third quarter...Returned five punts for 32 yards, including a 29-yarder in the first quarter. **at Michigan (9/24):** Posted three tackles. **Minnesota (10/1):** Registered one tackle...Added one pass breakup...Returned two punts. **Maryland (10/8):** Tied his career high with five tackles...Had a career-high tying two pass breakups...Logged one tackle for loss on a second quarter stop behind the line of scrimmage on a wide receiver screen in the second quarter...A part of a defense that allowed a season-low 11 first downs...Helped limit Maryland 14 points - all in the first half - 170 rushing yards and 270 yards of total offense, after the Terps entered averaging 43.2 points, 300.0 rushing and 466.2 yards of total offense per game...Returned one punt for eight yards.

» 2016 GAME-BY-GAME

Tackles (Solo-Assisted-Total)

KENT STATE 2-2-4; at Pitt 3-2-5; TEMPLE 2-2-4; at Michigan 1-2-3; MINNESOTA 1-0-1; MARYLAND 3-2-5.

» REID'S CAREER STATISTICS & GAME HIGHS

| | UA-A | TK | FF | FR | I | PBU | SACK | TFL |
|---------------|--------------|-----------|----------|----------|----------|----------|--------------|---------------|
| 2015 | 18-11 | 29 | 1 | 1 | 2 | 5 | - | 1.0-2 |
| 2016 | 12-10 | 22 | - | 1 | 1 | 3 | 0.5-3 | 2.0-10 |
| CAREER | 30-21 | 51 | 1 | 2 | 3 | 8 | 0.5-3 | 3.0-12 |

Tackles 5; Three times: Last: Maryland, 10/8/16

Tackles for Loss 1.0; Twice: Last: Maryland, 10/8/16

Sacks 0.5; Kent State, 9/3/16

Forced Fumbles 1; vs. Maryland, 10/24/15

Fumble Recoveries 1; Twice: Last at Pitt, 9/10/16

Interceptions 1; Three Times: Last Temple, 9/17/16

Long Interception Return 44 yards; Rutgers, 9/19/15

Pass Breakups 2; Twice: Last: Maryland, 10/8/16

» 2016 GAME-BY-GAME

Punt Returns (Returns-Yards-TD-YPR)

KENT STATE 4-22-0-5.5; 4-61-0-15.2; TEMPLE 5-32-0-7.8; at Michigan 0-0-0-0.0; MINNESOTA 2-2-0-1.0; MARYLAND 1-8-0-8.0.

» REID'S CAREER PUNT RETURN STATISTICS & GAME HIGHS

| | No. | Yds. | Avg. | TD | LG |
|---------------|-----------|------------|------------|----------|-----------|
| 2016 | 16 | 125 | 7.8 | - | 59 |
| CAREER | 16 | 125 | 7.8 | - | 59 |

Punt Returns 5; Temple, 9/17/16

Punt Return Yards 61; at Pitt, 9/10/16

Longest Punt Return 59 yards; at Pitt, 9/10/16

All-Purpose Yards 61; at Pitt, 9/10/16



6 ANDRE ROBINSON

5-9 ▶ 216 ▶ So./Fr. Eligible

Running Back ▶ Mechanicsburg, Pa.

» 2016

Season: Appeared in five games...One of 22 freshmen (18 redshirt, 4 true) to appear in 2016. **Kent State (9/3):** Made his collegiate debut...Rushed one time for a loss of two yards. **at Pitt (9/10):** Had one rush for four yards. **Temple (9/17):** Posted career highs for rushing attempts (6), yards (24) and touchdowns (1)...Scored first career touchdown on a 3-yard plunge in the first quarter. **at Michigan (9/24):** Had one carry for three yards. **Minnesota (10/1):** Registered his first career reception for two yards in the second quarter.

» 2016 GAME-BY-GAME

Rushing (Carries-Yards-TD)

KENT STATE 1-(-2)-0; at Pitt 1-4-0; TEMPLE 6-24-1; at Michigan 1-3-0; MINNESOTA 0-0-0; MARYLAND DNP.

Receiving (Receptions-Yards-TD)

KENT STATE 0-0-0; at Pitt 0-0-0; TEMPLE 0-0-0; at Michigan 0-0-0; MINNESOTA 1-2-0; MARYLAND DNP.

» ROBINSON'S CAREER OFFENSIVE STATISTICS & GAME HIGHS

| | Att.-Yds. | Avg. | TD | LG | Rec.-Yds. | Avg. | TD | LG |
|---------------|-------------|------------|----------|-----------|------------|------------|----------|----------|
| 2016 | 9-29 | 3.2 | 1 | 12 | 1-2 | 2.0 | - | 2 |
| CAREER | 9-29 | 3.2 | 1 | 12 | 1-2 | 2.0 | - | 2 |

Rushing attempts 6; Temple, 9/17/16

Rushing Yards 24; Temple, 9/17/16

Rushing Touchdowns 1; Temple, 9/17/16

Longest Rush 12 yards; Temple, 9/17/16

Receptions 1; Minnesota, 10/1/16

Receiving Yards 2; Minnesota, 10/1/16

Longest Receptions 2 yards; Minnesota, 10/1/16



24 MILES SANDERS

5-11 ▶ 205 ▶ Fr./Fr. Eligible

Running Back ▶ Pittsburgh, Pa.

» 2016

Season: Appeared in five games...One of 22 freshmen (18 redshirt, 4 true) to appear in 2016. **Rankings:** Ranks No. 63 in the NCAA and No. 9 in the Big Ten in kickoff return average (21.3 ypr). **Kent State (9/3):** Made his collegiate debut...Returned two kickoffs for 36 yards...Posted a long kickoff return of 19 yards in the second quarter. **at Pitt (9/10):** Returned two kickoffs for 50 yards...Had a long return of 33 yards. **Temple (9/17):** Carried three times for 27 yards...Made his first career carry early in the second quarter, gaining six yards...Had a long rush of 19 yards in the second quarter...Returned one kickoff for 31 yards. **at Michigan (9/24):** Carried twice for 14 yards...Made his first career reception for three yards on Penn State's fourth quarter touchdown drive...Returned a career-high three kickoff for a career-best 67 yards. **Maryland (10/8):** Carried the ball just once in the game, scoring his first career touchdown on a 25-yard burst in the fourth quarter...Returned three kickoffs for 50 yards.

» 2016 GAME-BY-GAME

Rushing (Carries-Yards-TD)

KENT STATE 0-0-0; at Pitt 0-0-0; TEMPLE 3-27-0; at Michigan 2-14-0; MINNESOTA DNP; MARYLAND 1-25-1.

Receiving (Receptions-Yards-TD)

KENT STATE 0-0-0; at Pitt 0-0-0; TEMPLE 0-0-0; at Michigan 1-3-0; MINNESOTA DNP; MARYLAND 0-0-0.



@PennStateFBall



PSUFBall

2016

PSUnivaled.com

GoPSUsports.com

» SANDERS' CAREER OFFENSIVE STATISTICS & GAME HIGHS

| | Att.-Yds. | Avg. | TD | LG | Rec.-Yds. | Avg. | TD | LG |
|---------------|-------------|-----------|----------|-----------|------------|------------|----------|----------|
| 2016 | 6-66 | 11 | 1 | 25 | 1-3 | 3.0 | - | 3 |
| CAREER | 6-66 | 11 | 1 | 25 | 1-3 | 3.0 | - | 3 |

Rushing attempts..... 3; Temple, 9/17/16
 Rushing Yards..... 27; Temple, 9/17/16
 Rushing Touchdowns..... 1; Maryland, 10/8/16
 Longest Rush..... 25 yards; Maryland, 10/8/16

Receptions..... 1; at Michigan, 9/24/16
 Receiving Yards..... 3; at Michigan, 9/24/16
 Longest Receptions..... 3 yards; at Michigan, 9/24/16


» 2016 GAME-BY-GAME

Kickoff Returns (Returns-Yards-TD-YPR)
 KENT STATE 2-36 0-18.0; 2-50 0-25.0; 1-31 0-31.0; at Michigan 3-67 0-22.3; MARYLAND 3-50 0-16.7.

» SANDERS' CAREER KICKOFF RETURN STATISTICS & GAME HIGHS

| | No. | Yds. | Avg. | TD | LG |
|---------------|-----------|------------|-------------|----------|-----------|
| 2016 | 11 | 234 | 21.3 | 1 | 33 |
| CAREER | 11 | 234 | 21.3 | 1 | 33 |

Kickoff Returns..... 3; Twice, Last: Maryland, 10/8/16
 Kickoff Return Yards..... 67; at Michigan, 9/24/16
 Longest Kickoff Return..... 33 yards; at Pitt, 9/10/16



94
EVAN
SCHWAN

6-6 ▶ 263 ▶ Gr./Sr. Eligible

Defensive End ▶ Harrisburg, Pa.

» 2016

Season: Appeared in five games with four starts...Made his first collegiate start vs. Kent State (9/3)...One of 13 first time starters in 2016.
Kent State (9/3): Tied his career high with four stops...Notched his first solo tackle for loss with a tackle behind the line in the second quarter.
Minnesota (10/1): Made three tackles...Notched his first career sack in overtime to force Minnesota into a third-and-long situation.
Maryland (10/8): Tied a career high with four stops...Posted his second straight game with a sack, notching his second career quarterback takedown on the Terps opening drive...A part of a defense that allowed a season-low 11 first downs...Helped limit Maryland 14 points - all in the first half - 170 rushing yards and 270 yards of total offense, after the Terps entered averaging 43.2 points, 300.0 rushing and 466.2 yards of total offense per game.

» 2016 GAME-BY-GAME

Tackles (Solo-Assisted-Total)
 KENT STATE 2-2-4; at Pitt 0-0-0; TEMPLE DNP; at Michigan 0-0-0; MINNESOTA 3-0-3; MARYLAND 2-2-4.

» SCHWAN'S CAREER STATISTICS & GAME HIGHS

| | UA-A | TK | FF | FR | I | PBU | SACK | TFL |
|---------------|--------------|-----------|----------|----------|----------|----------|---------------|---------------|
| 2013 | 1-3 | 4 | - | - | - | - | - | 0.5-0 |
| 2014 | 4-2 | 6 | - | - | - | - | - | - |
| 2015 | 8-13 | 21 | - | - | - | 1 | - | 0.5-0 |
| 2016 | 7-4 | 11 | - | - | - | - | 2.0-13 | 3.0-16 |
| CAREER | 20-22 | 42 | - | - | - | 1 | 2.0-13 | 4.0-16 |

Tackles..... 4; Four Times: Last Maryland, 10/8/16
 Tackles for Loss..... 1.0; Three Times Last: Maryland, 10/8/16
 Sacks..... 1.0; Twice; Last Maryland, 10/8/16
 Pass Breakups..... 1; Indiana, 10/10/15



4
NICK
SCOTT

5-11 ▶ 200 ▶ Jr./So. Eligible

Safety ▶ Fairfax, Va.

» 2016

Season: Appeared in six games...Leads the team in special teams tackles (5). **Kent State (9/3):** Made one tackle...Returned two kickoffs for 52 yards, including a long of 30 in the second quarter. **at Pitt (9/10):** Made one stop, an assisted special team stop with Troy Apke...Returned two kickoffs for 43 yards...Had a long return of 29 yards. **Temple (9/17):** Returned one kickoff for 17 yards. **Minnesota (10/1):** Returned one kickoff for 26 yards. **Maryland (10/8):** Logged a career-high three stops, all coming on special teams.

» 2016 GAME-BY-GAME

Tackles (Solo-Assisted-Total)
 KENT STATE 0-1-1; at Pitt 0-1-1; TEMPLE 0-0-0; at Michigan 0-0-0; MINNESOTA 0-0-0; MARYLAND 1-2-3.

» SCOTT'S CAREER STATISTICS & GAME HIGHS

| | UA-A | TK | FF | FR | I | PBU | SACK | TFL |
|---------------|------------|-----------|----------|----------|----------|----------|----------|----------|
| 2015 | 5-3 | 8 | - | - | - | - | - | - |
| 2016 | 1-4 | 5 | - | - | - | - | - | - |
| CAREER | 6-7 | 13 | - | - | - | - | - | - |

Tackles..... 3; Maryland, 10/8/15

» 2016 GAME-BY-GAME

Kickoff Returns (Returns-Yards-TD-YPR)
 KENT STATE 2-52 0-26.0; at Pitt 2-43 0-21.5; TEMPLE 1-17 0-17.0; at Michigan 0-0-0-0.0; MINNESOTA 1-26 0-26.0; MARYLAND 0-0-0-0.0.

» SCOTT'S CAREER KICKOFF RETURN STATISTICS & GAME HIGHS

| | No. | Yds. | Avg. | TD | LG |
|---------------|-----------|------------|-------------|----------|-----------|
| 2015 | 13 | 310 | 23.8 | - | 58 |
| 2016 | 6 | 138 | 23.0 | - | 30 |
| CAREER | 19 | 448 | 23.6 | - | 58 |

Kick Returns..... 4; vs. Maryland, 10/24/15

Kick Return Yards..... 85; vs. Maryland, 10/24/15

Long Kick Return..... 58 yards; Buffalo, 9/12/15



90
GARRETT
SICKELS

6-4 ▶ 260 ▶ Sr./Jr. Eligible

Defensive End ▶ Red Bank, N.J.

» 2016

Season: Started six games. **Kent State (9/3):** Collected six tackles...Tied his career high with 1.0 sack...Combined with Nyeem Wartman-White on a second quarter sack and Antoine White on a fourth quarter sack...Combined with Jordan Smith for a tackle for loss in the third quarter...Penn State's seven sacks were the most since logging seven at Northwestern in 2011. **at Pitt (9/10):** Logged three solo stops. **Temple (9/17):** Registered three tackles...Combined with Parker Cothren for a sack of Phillip Walker in the fourth quarter...A part of a front seven that limited Temple to just 38 rushing yards, the fewest since holding Illinois to 37 yards on the ground in 2015. **at Michigan (9/24):** Made two tackles. **Minnesota (10/1):** Had one stop...Combined with Kevin Givens on a fourth quarter tackle for loss. **Maryland (10/8):** Registered a quarterback sack for his lone stop of the game...A part of a defense that allowed a season-low 11 first downs...Helped limit Maryland 14 points - all in the first half - 170 rushing yards and 270 yards of total offense, after the Terps entered averaging 43.2 points, 300.0 rushing and 466.2 yards of total offense per game.

» 2016 GAME-BY-GAME

Tackles (Solo-Assisted-Total)
 KENT STATE 1-5-6; at Pitt 3-0-3; TEMPLE 2-1-3; at Michigan 1-1-2; MINNESOTA 0-1-1; MARYLAND 1-0-1.

» SICKELS' CAREER STATISTICS & GAME HIGHS

| | UA-A | TK | FF | FR | I | PBU | SACK | TFL |
|---------------|--------------|-----------|----------|----------|----------|----------|---------------|----------------|
| 2014 | 7-4 | 11 | - | - | - | - | 2.0-10 | 3.0-12 |
| 2015 | 13-22 | 35 | 1 | 2 | - | 1 | 3.0-19 | 5.0-26 |
| 2016 | 8-8 | 16 | - | - | - | - | 2.5-20 | 3.5-24 |
| CAREER | 28-34 | 62 | 1 | 2 | - | 1 | 7.5-49 | 11.5-62 |

Tackles..... 8; at Ohio State, 10/17/15
 Tackles for Loss..... 2.0; vs. Maryland, 11/1/14
 Sacks..... 1.0; Six Times: Last Maryland, 10/8/16
 Forced Fumbles..... 1; San Diego State, 9/26/15
 Fumble Recoveries..... 1; Twice: Last vs. Maryland 10/24/15
 Pass Breakups..... 1; San Diego State, 9/26/15



64
ZACH
SIMPSON

6-3 ▶ 292 ▶ So./Fr. Eligible

Guard ▶ Hollidaysburg, Pa.

» 2016

Season: Appeared in four games...One of 22 freshmen (18 redshirt, 4 true) to appear in 2016. **Temple (9/17):** Made his collegiate debut on special teams. **at Michigan (9/24):** Saw snaps on kickoff return. **Minnesota (10/1):** Was a part of the kickoff return team. **Maryland (10/1):** Was a part of the kickoff return team.



47
BRANDON
SMITH

6-0 ▶ 228 ▶ Sr./Jr. Eligible

Linebacker ▶ Winfield, Pa.

» 2016

Awards: Selected Big Ten Defensive Player of the Week on Oct. 10 after his 14-tackle effort vs. Maryland.

Season: Appeared in six games with two starts...Made his first career start at Michigan (9/24)...One of 13 first time starters in 2016...Played just three defensive snaps in his career (all in 2016) and just 44 career snaps prior to playing 68 snaps vs. Temple (9/17). **Temple (9/17):** Made eight tackles - four solo - after entering the game midway through the second quarter...Combined with Torrence Brown for his first career tackle for loss...Logged first career pass breakup...A part of a front seven that limited Temple to just 38 rushing yards, the fewest since holding Illinois to 37 yards on the ground in 2015. **at Michigan (9/24):** Made two tackles...Had a career-high 1.0 tackle for loss, a solo stop behind the line of scrimmage in the first quarter...Missed the final three quarters after being disqualified from the game near the start of the second quarter. **Minnesota (10/1):** Notched seven stops, including a combined tackle for loss with Parker Cothren in the first quarter...Had one pass breakup. **Maryland (10/1):** Eamed Big Ten Defensive Player of the Week on Oct. 10 after logging a career-high 14 tackles...Made his first career interception in the first quarter...Combined with Koa Farmer on a third quarter tackle for loss and Jordan Smith on a fourth quarter takedown behind the line of scrimmage...A part of a defense that allowed a season-low 11 first downs...Helped limit Maryland 14 points - all in the first half - 170 rushing yards and 270 yards of total offense, after the Terps entered averaging 43.2 points, 300.0 rushing and 466.2 yards of total offense per game.

» 2016 GAME-BY-GAME

Tackles (Solo-Assisted-Total)
 KENT STATE 0-0-0; at Pitt 0-0-0; TEMPLE 4-4-8; at Michigan 1-1-2; MINNESOTA 2-5-7; MARYLAND 2-12-14.



» SMITH'S CAREER STATISTICS & GAME HIGHS

| | UA-A | TK | FF | FR | I | PBU | SACK | TFL |
|---------------|-------------|-----------|----|----|----------|----------|------|--------------|
| 2014 | | | | | DNP | | | |
| 2015 | 0-1 | 1 | - | - | - | - | - | - |
| 2016 | 9-22 | 31 | - | - | 1 | 2 | - | 3.0-5 |
| CAREER | 9-23 | 32 | - | - | 1 | 2 | - | 3.0-5 |

Tackles 14; Maryland, 10/8/16
Tackles for Loss 1.0; Twice: Last Maryland, 10/8/16
Interceptions 1; Maryland, 10/8/16
Pass Breakups 1; Twice: Last Minnesota, 10/1/16



12
JORDAN SMITH

5-10 ▶ 185 ▶ Sr./Sr. Eligible
 Cornerback ▶ Washington, D.C.

» 2016

Season: Appeared in five games. **Kent State (9/3):** Posted one tackle... Tied a career high with 0.5 tackle for loss...Lone stop was a combined tackle for loss with Garrett Sickels in the third quarter. **Minnesota (10/1):** Logged a career-high four tackles...Posted his first career interception, a pick in the end zone to end a Gopher scoring threat...The interception marked the first time in 2016 Minnesota didn't score when in the red zone...Added a career-best two pass breakups. **Maryland (10/1):** Had two tackles, including a combined tackle for loss with Brandon Smith in the fourth quarter.

» 2016 GAME-BY-GAME

Tackles (Solo-Assisted-Total)
 KENT STATE 1-0-1; at Pitt DNP; TEMPLE 0-0-0; at Michigan 0-0-0; MINNESOTA 2-2-4; MARYLAND 0-2-2.

» SMITH'S CAREER STATISTICS & GAME HIGHS

| | UA-A | TK | FF | FR | I | PBU | SACK | TFL |
|---------------|-------------|-----------|----|----|----------|----------|------|--------------|
| 2013 | 3-2 | 5 | - | - | - | - | - | - |
| 2014 | - | - | - | - | - | - | - | - |
| 2015 | 1-3 | 4 | - | - | - | - | - | 0.5-1 |
| 2016 | 2-5 | 7 | - | - | 1 | 2 | - | 1.0-5 |
| CAREER | 6-10 | 16 | - | - | 1 | 2 | - | 1.5-6 |

Tackles 4; Minnesota, 10/1/16
Tackles for Loss 0.5; Three Times: Last Maryland, 10/8/16
Interceptions 1; Minnesota, 10/1/16
Pass Breakups 2; Minnesota, 10/1/16



2
TOMMY STEVENS

6-4 ▶ 218 ▶ So./Fr. Eligible
 Quarterback ▶ Indianapolis, Ind.

» 2016

Season: Appeared in two games...One of 22 freshmen (18 redshirt, 4 true) to appear in 2016. **Kent State (9/3):** Made his collegiate debut. **Maryland (10/1):** Saw snaps at quarterback in the fourth quarter, but did not throw a pass...Carried the ball four times for 36 yards.

» 2016 GAME-BY-GAME

Rushing (Carries-Yards-TD)
 KENT STATE 0-0-0; at Pitt DNP; Temple DNP; at Michigan DNP; MINNESOTA DNP; MARYLAND 4-36-0.

» STEVENS' CAREER OFFENSIVE STATISTICS & GAME HIGHS

| SEASON | Att.-Yds. | Avg. | TD | LG | Rec.-Yds. | Avg. | TD | LG |
|---------------|-------------|------------|----|-----------|-----------|------|----|----|
| 2016 | 4-36 | 9.0 | - | 13 | - | - | - | - |
| CAREER | 4-36 | 9.0 | - | 13 | - | - | - | - |

Rushing attempts 4; Maryland, 10/8/16
Rushing Yards 36; Maryland, 10/8/16
Longest Rush 13 yards; Maryland, 10/8/16



17
GARRETT TAYLOR

6-0 ▶ 193 ▶ So./Fr. Eligible
 Cornerback ▶ Richmond, Va.

» 2016

Season: Appeared in six games...One of 22 freshmen (18 redshirt, 4 true) to appear in 2016. **Kent State (9/3):** Made his collegiate debut. **Maryland (10/1):** Made his first collegiate tackle in the second quarter on kickoff coverage.

» 2016 GAME-BY-GAME

Tackles (Solo-Assisted-Total)
 KENT STATE 0-0-0; at Pitt 0-0-0; TEMPLE 0-0-0; at Michigan 0-0-0; MINNESOTA 0-0-0; MARYLAND 0-1-1.

» TAYLOR'S CAREER STATISTICS & GAME HIGHS

| | UA-A | TK | FF | FR | I | PBU | SACK | TFL |
|---------------|------------|----------|----|----|---|-----|------|-----|
| 2016 | 0-1 | 1 | - | - | - | - | - | - |
| CAREER | 0-1 | 1 | - | - | - | - | - | - |

Tackles 1; Maryland, 10/8/16



20
JOHNATHAN THOMAS

5-11 ▶ 220 ▶ Jr./So. Eligible
 Linebacker ▶ Peabody, Mass.

» 2016

Season: Appeared in three games.

» 2016 GAME-BY-GAME

Tackles (Solo-Assisted-Total)
 KENT STATE 0-0-0; at Pitt DNP; TEMPLE 0-0-0; at Michigan DNP; MINNESOTA 0-0-0; MARYLAND DNP.



3
DeANDRE THOMPKINS

5-11 ▶ 190 ▶ Jr./So. Eligible
 Wide Receiver ▶ Hubert, N.C.

» 2016

Season: Appeared in six games with five starts...Made his first career start at Pitt...One of 13 first time starters in 2016. **Rankings:** Sits No. 34 nationally and No. 4 in the Big Ten in yards per reception (18.2 ypr). **Kent State (9/3):** Made one catch for 43 yards. **at Pitt (9/10):** Made his first collegiate start...Made three receptions for 87 receiving yards...On Penn State's third scoring drive, made a 14-yard grab on third-and-8 and a 39-yard catch to set up first-and-goal from the Pitt 2-yard line...Had a 34-yard catch and run on fourth-and-16 in the fourth quarter. **Temple (9/17):** Made three grabs for 36 yards. **at Michigan (9/24):** Made three catches...Netted minus-1 yards...Had two tackles. **Minnesota (10/1):** Made a career-high four catches...Totaled 72 yards on the day...Made a then-career-long 53 yard reception in the first quarter. **Maryland (10/1):** Led all players with a career-high 91 receiving yards on four receptions...Hauled in a career-long 70-yard catch for his first career touchdown catch to end the third quarter.

» 2016 GAME-BY-GAME

Receiving (Receptions-Yards-TD)
 KENT STATE 1-43-0; at Pitt 3-87-0; TEMPLE 3-36-0; at Michigan 3-(-)1-0; MINNESOTA 4-72-0; MARYLAND 4-91-1.

» THOMPKINS' CAREER OFFENSIVE STATISTICS & GAME HIGHS

| | Att.-Yds. | Avg. | TD | LG | Rec.-Yds. | Avg. | TD | LG |
|---------------|-------------|------------|----------|----------|---------------|-------------|----------|-----------|
| 2015 | 5-12 | 2.4 | 1 | 6 | 3-33 | 11.0 | - | 31 |
| 2016 | - | - | - | - | 18-238 | 18.2 | 1 | 70 |
| CAREER | 5-12 | 2.4 | 1 | 6 | 21-361 | 17.2 | 1 | 70 |

Rush Attempts 2; Twice: Last Indiana, 10/10/15
Rush Yards 11; Indiana, 10/10/15
Rushing TDs 1; Rutgers, 9/19/15
Long Rush 6 yards; Indiana, 10/10/15

Receptions 4; Twice: Last Maryland, 10/8/16
Receiving Yards 91; Maryland, 10/8/16
Receiving Touchdowns 1; Maryland, 10/8/16
Long Reception 70 yards; Maryland, 10/8/16
Total Offense Yards 91; Maryland, 10/8/16
All-Purpose Yards 91; Maryland, 10/8/16



25
VON WALKER

5-11 ▶ 213 ▶ Sr./Sr. Eligible
 Linebacker ▶ Mill Hall, Pa.

» 2016

Season: Appeared in six games...Selected team captain for the second time in his career...One of only eight Penn State players named two-time team captain. **at Pitt (9/10):** Made one solo stop...Collected a solo hit on the opening kickoff of the fourth quarter. **Minnesota (10/1):** Made one tackle. **Maryland (10/1):** Made one tackle on special teams.

» 2016 GAME-BY-GAME

Tackles (Solo-Assisted-Total)
 KENT STATE 0-0-0; at Pitt 1-0-1; TEMPLE 0-0-0; at Michigan 0-0-0; MINNESOTA 1-0-1; MARYLAND 1-0-1.

» WALKER'S CAREER STATISTICS & GAME HIGHS

| | UA-A | TK | FF | FR | I | PBU | SACK | TFL |
|---------------|--------------|-----------|----|----------|----------|----------|------------|--------------|
| 2013 | 3-1 | 4 | - | - | - | - | - | - |
| 2014 | 5-7 | 12 | - | - | - | - | - | 1.0-2 |
| 2015 | 6-4 | 10 | - | 1 | - | - | - | - |
| 2016 | 3-0 | 3 | - | - | - | - | - | - |
| CAREER | 17-12 | 29 | - | 1 | 0 | 0 | 0-0 | 1.0-2 |

Tackles 3; Three Times: Last Army, 10/3/15
Tackles for Loss 1.0; Massachusetts, 9/20/14
Fumble Recoveries 1; Army, 10/3/15
Blocked Kicks 1; Michigan, 11/21/15



5
NY'EEM WARTMAN-WHITE

6-1 ▶ 240 ▶ Gr./Sr. Eligible
 Linebacker ▶ Philadelphia, Pa.

» 2016

Awards: Selected to the Butkus Award Preseason Watch List.

Season: Started three games...Will miss the remainder of the season after suffering an injury in the first quarter against Temple (9/17). **Kent State (9/3):** Returned to the field after suffering an injury (knee) in the 2015 season opener...Made five stops...Combined with Garrett Sickels for a sack of Justin Agner in the second quarter...Penn State's seven sacks were the most since logging seven at Northwestern in 2011...Broke up two passes. **at Pitt (9/10):** Tied for game high with nine stops, including seven solo hits...Had a career-high 3.0 tackles for loss in the game...Made solo stops behind the line of scrimmage twice in the second quarter and one in the third quarter. **Temple (9/17):** Left the game in the first quarter.

» 2016 GAME-BY-GAME

Tackles (Solo-Assisted-Total)
 KENT STATE 1-4-5; at Pitt 7-2-9; TEMPLE 0-0-0; at Michigan INJ; MINNESOTA INJ; MARYLAND INJ.



» WARTMAN-WHITE'S CAREER STATISTICS & GAME HIGHS

| | UA-A | TK | FF | FR | I | PBU | SACK | TFL |
|---------------|--------------|------------|----------|----------|----------|----------|--------------|---------------|
| 2012 | 1-0 | 1 | - | - | - | - | - | - |
| 2013 | 17-15 | 32 | 1 | - | - | 4 | 1.0-4 | 2.5-8 |
| 2014 | 32-43 | 75 | - | - | 1 | - | - | 3.5-5 |
| 2015 | 2-0 | 2 | - | - | - | - | - | - |
| 2016 | 8-6 | 14 | - | - | - | 2 | 0.5-4 | 3.5-8 |
| CAREER | 60-64 | 124 | 1 | - | 1 | 6 | 1.5-8 | 9.5-21 |

Tackles11; vs. Boston College, 12/27/14
Sacks1.0; Purdue, 11/16/13
Tackles for Loss 3.0; at Pitt, 9/10/16
Interceptions1; at Indiana, 11/8/14
Long Interception Return 13 yards; at Indiana, 11/8/14
Forced Fumbles 1; Purdue, 11/16/13
Pass Breakups 3; Eastern Michigan, 9/7/13



93
ANTOINE
WHITE

6-2 > 290 > Jr./So. Eligible

Defensive Tackle > Millville, N.J.

» 2016

Season: Appeared in six games. **Kent State (9/3):** Logged five tackles... Had 1.5 sacks in the game, combining with Parker Cothren and Garrett Sickels on separate quarterback take downs during Kent State's first drive of the fourth quarter...Later combined with John Reid on a fourth quarter sack...Penn State's seven sacks were the most since logging seven at Northwestern in 2011. **at Pitt (9/10):** Made three tackles, including one solo. **at Michigan (9/24):** Notched four tackles. **Minnesota (10/1):** Collected two tackles. **Maryland (10/1):** Logged one stop.

» 2016 GAME-BY-GAME


Tackles (Solo-Assisted-Total)

KENT STATE 1-4-5; at Pitt 1-2-3; TEMPLE 0-0-0; at Michigan 3-1-4; MINNESOTA 1-1-2; MARYLAND 0-1-1.

» WHITE'S CAREER STATISTICS & GAME HIGHS

| | UA-A | TK | FF | FR | I | PBU | SACK | TFL |
|---------------|--------------|-----------|----------|----------|----------|----------|---------------|---------------|
| 2015 | 4-8 | 12 | - | - | - | - | 1.0-5 | 1.5-6 |
| 2016 | 6-9 | 15 | - | - | - | - | 1.5-10 | 1.5-10 |
| CAREER | 10-17 | 27 | - | - | - | - | 2.5-15 | 3.0-16 |

Tackles5; Kent State, 9/3/16
Sacks 1.5; Kent State, 9/3/16
Tackles for Loss 1.5; Kent State, 9/3/16



54
ROBERT
WINDSOR

6-4 > 305 > So./Fr. Eligible

Defensive Tackle > Fond Du Lac, Wis.

» 2016

Season: Appeared in six games...One of 22 freshmen (18 redshirt, 4 true) to appear in 2016. **Kent State (9/3):** Made his collegiate debut. **at Pitt (9/10):** Collected a career-high four tackles...Combined with Malik Golden on a TFL in the second quarter. **Temple (9/17):** Had two tackles...Combined with Torrence Brown on a sack of Phillip Walker in the fourth quarter, his first career quarterback takedown...A part of a front seven that limited Temple to just 38 rushing yards, the fewest since holding Illinois to 37 yards on the ground in 2015. **Minnesota (10/1):** Had two tackles...Combined with Kevin Givens on a fourth quarter sack. **Maryland (10/1):** Collected three tackles, including a pair of fourth quarter stops.

» 2016 GAME-BY-GAME

Tackles (Solo-Assisted-Total)

KENT STATE 0-1-1; at Pitt 2-2-4; TEMPLE 0-2-2; at Michigan 0-0-0; MINNESOTA 1-1-2; MARYLAND 2-1-3.

» WINDSOR'S CAREER STATISTICS & GAME HIGHS

| | UA-A | TK | FF | FR | I | PBU | SACK | TFL |
|---------------|------------|-----------|----------|----------|----------|----------|--------------|--------------|
| 2016 | 5-7 | 12 | - | - | - | - | 1.0-6 | 1.5-6 |
| CAREER | 5-7 | 12 | - | - | - | - | 1.0-6 | 1.5-6 |

Tackles4; at Pitt, 9/10/16
Tackles For Loss 0.5; Three Times: Last Minnesota, 10/1/16
Sacks0.5; Twice: Last Minnesota, 10/1/16



77
CHASZ
WRIGHT

6-7 > 343 > Jr./So. Eligible

Tackle/Guard > Woodbridge, Va.

» 2016

Season: Appeared in six games.



44
TYLER
YAZUJIAN

5-11 > 235 > Sr./Sr. Eligible

Long Snapper > Royersford, Pa.

» 2016

Awards: Named a semifinalist for the Campbell Trophy, which recognizes an individual as the premier football scholar-athlete in the nation. **Season:** Appeared in six games...Has handled all of the long snapping duties since the start of the 2014 season.

» YAZUJIAN'S CAREER GAME HIGHS

Tackles1; Twice: Last Indiana, 10/10/15



@PennStateFBall



PSUFBall

2016

PSUnrivaled.com

GoPSUsports.com

PENN STATEGAME-BY-GAME

| | KSU | at PITT | TEM | at MICH | MINN | UMD | OSU | at PUR | IOWA | at IND | at RU | MSU |
|------------------------------|----------------|----------------|---------------|----------------|----------------|----------------|-----|--------|------|--------|-------|-----|
| First Downs | 19 | 20 | 21 | 12 | 19 | 28 | | | | | | |
| Rushing | 9 | 6 | 8 | 3 | 7 | 21 | | | | | | |
| Passing | 9 | 12 | 8 | 6 | 8 | 5 | | | | | | |
| Penalty | 1 | 2 | 5 | 3 | 4 | 2 | | | | | | |
| Net Yards Rushing | 145 | 74 | 116 | 70 | 136 | 372 | | | | | | |
| Rushing Attempts | 38 | 31 | 37 | 28 | 28 | 62 | | | | | | |
| Average Per Rush | 3.8 | 2.4 | 3.1 | 2.5 | 4.9 | 6.0 | | | | | | |
| Rushing Touchdowns | 1 | 4 | 3 | 0 | 2 | 3 | | | | | | |
| Yards Gained | 176 | 114 | 173 | 108 | 162 | 415 | | | | | | |
| Yards Lost | 31 | 40 | 57 | 38 | 26 | 43 | | | | | | |
| Net Yards Passing | 209 | 332 | 287 | 121 | 335 | 152 | | | | | | |
| Completions | 16 | 24 | 18 | 16 | 19 | 10 | | | | | | |
| Attempts | 31 | 35 | 24 | 27 | 41 | 19 | | | | | | |
| Interceptions | 0 | 1 | 1 | 1 | 0 | 0 | | | | | | |
| Yards Per Attempt | 6.7 | 9.5 | 12.0 | 4.5 | 8.2 | 8.0 | | | | | | |
| Yards Per Completion | 13.1 | 13.8 | 15.9 | 7.6 | 17.6 | 15.2 | | | | | | |
| Passing Touchdowns | 2 | 1 | 1 | 1 | 1 | 2 | | | | | | |
| Total Offensive Yards | 354 | 406 | 403 | 191 | 471 | 524 | | | | | | |
| Plays | 69 | 66 | 61 | 55 | 69 | 81 | | | | | | |
| Yards Per Play | 5.1 | 6.1 | 6.6 | 3.5 | 6.8 | 6.5 | | | | | | |
| Fumbles-Lost | 2-1 | 5-3 | 5-2 | 1-1 | 0-0 | 2-1 | | | | | | |
| Penalties-Yards | 5-55 | 4-35 | 7-62 | 2-13 | 5-65 | 7-50 | | | | | | |
| Punts-Yards | 6-282 | 5-233 | 3-105 | 6-270 | 6-235 | 6-177 | | | | | | |
| Yards Per Punt | 47.0 | 46.6 | 35.0 | 45.0 | 39.2 | 29.5 | | | | | | |
| Net Yards Per Punt | 43.3 | 42.4 | 28.3 | 36.0 | 33.7 | 25.3 | | | | | | |
| Inside 20 | 2 | 3 | 2 | 1 | 1 | 4 | | | | | | |
| 50+ Yard Kicks | 1 | 2 | 0 | 1 | 1 | 0 | | | | | | |
| Touchbacks | 1 | 1 | 1 | 0 | 1 | 0 | | | | | | |
| Fair Catch | 1 | 1 | 1 | 2 | 1 | 1 | | | | | | |
| Kickoffs-Yards | 7-453 | 7-424 | 7-451 | 3-159 | 6-37 | 7-428 | | | | | | |
| Yards Per Kickoff | 64.7 | 60.6 | 64.4 | 53.0 | 62.0 | 61.1 | | | | | | |
| Net Yards Per Kickoff | 40.1 | 32.3 | 43.0 | 44.0 | 40.8 | 42.0 | | | | | | |
| Touchbacks | 6 | 4 | 6 | 0 | 3 | 2 | | | | | | |
| Punt Returns | 4 | 4 | 6 | 0 | 2 | 1 | | | | | | |
| Yards | 22 | 61 | 6 | 0 | 2 | 8 | | | | | | |
| Touchdowns | 0 | 0 | 0 | 0 | 0 | 0 | | | | | | |
| Yards Per PR | 5.5 | 15.2 | 1.0 | 0.0 | 1.0 | 8.0 | | | | | | |
| Kickoff Returns | 4 | 5 | 4 | 3 | 2 | 3 | | | | | | |
| Yards | 88 | 110 | 83 | 67 | 26 | 50 | | | | | | |
| Touchdowns | 0 | 0 | 0 | 0 | 0 | 0 | | | | | | |
| Yards Per KR | 22.0 | 22.0 | 20.8 | 22.3 | 13.0 | 16.7 | | | | | | |
| Interceptions | 2 | 1 | 1 | 0 | 1 | 1 | | | | | | |
| Yards | 30 | 8 | 14 | 0 | 0 | 0 | | | | | | |
| Touchdowns | 1 | 0 | 0 | 0 | 0 | 0 | | | | | | |
| Fumble Returns | 1 | 1 | 0 | 0 | 0 | 0 | | | | | | |
| Yards | 6 | 4 | 0 | 0 | 0 | 0 | | | | | | |
| Touchdowns | 0 | 0 | 0 | 0 | 0 | 0 | | | | | | |
| Miscellaneous Yards | 0 | 0 | 0 | 0 | 0 | 0 | | | | | | |
| Possession Times | 27:04 | 24:31 | 28:33 | 24:11 | 23:13 | 35:00 | | | | | | |
| 1st Quarter | 6:34 | 4:57 | 10:05 | 6:30 | 6:58 | 9:08 | | | | | | |
| 2nd Quarter | 8:05 | 6:21 | 7:29 | 4:04 | 6:07 | 10:02 | | | | | | |
| 3rd Quarter | 5:47 | 4:31 | 5:56 | 6:16 | 5:10 | 8:12 | | | | | | |
| 4th Quarter | 6:38 | 8:42 | 5:03 | 7:21 | 4:58 | 7:38 | | | | | | |
| 3rd-Down Conversions | 5-of-14 | 2-of-10 | 2-of-9 | 2-of-12 | 4-of-15 | 5-of-13 | | | | | | |
| 4th-Down Conversions | 0-of-1 | 1-of-1 | 2-of-2 | 2-of-3 | 1-of-2 | 1-of-1 | | | | | | |
| Red Zone Scoring | 4-5 | 5-5 | 4-6 | 2-2 | 3-3 | 3-4 | | | | | | |
| Touchdowns | 2-5 | 4-5 | 2-6 | 1-2 | 1-3 | 2-4 | | | | | | |
| Field Goals | 2-5 | 1-5 | 2-6 | 1-2 | 2-3 | 1-4 | | | | | | |
| Sacks By-Yards | 7-54 | 0-0 | 3-19 | 0-0 | 2-8 | 4-27 | | | | | | |
| PAT Kicks | 3-3 | 4-4 | 4-4 | 1-1 | 2-2 | 5-5 | | | | | | |
| Field Goals | 2-2 | 1-1 | 2-2 | 1-1 | 3-3 | 1-1 | | | | | | |
| Total Points | 33 | 39 | 34 | 10 | 29 | 38 | | | | | | |
| Touchdowns Rushing | 1 | 4 | 3 | 0 | 2 | 3 | | | | | | |
| Touchdowns Passing | 2 | 1 | 1 | 1 | 1 | 2 | | | | | | |
| Touchdown Returns | 0 | 0 | 0 | 0 | 0 | 0 | | | | | | |
| Other Touchdowns | 1 | 0 | 0 | 0 | 0 | 0 | | | | | | |
| Safeties | 0 | 0 | 0 | 0 | 0 | 0 | | | | | | |
| Kick PAT-Attempts | 3-3 | 4-4 | 4-4 | 1-1 | 2-2 | 5-5 | | | | | | |
| 2pt PAT-Attempts | 0-1 | 1-1 | 2-2 | 0-0 | 0-0 | 0-0 | | | | | | |
| Field Goals-Attempts | 2-2 | 1-1 | 2-2 | 1-1 | 3-3 | 1-1 | | | | | | |
| Points Off Turnovers | 14 | 3 | 0 | 0 | 0 | 3 | | | | | | |

OPONENT GAME-BY-GAME

| | KSU | at PITT | TEM | at MICH | MINN | UMD | OSU | at PUR | IOWA | at IND | at RU | MSU |
|------------------------------|----------------|----------------|----------------|-----------------|----------------|----------------|-----|--------|------|--------|-------|-----|
| First Downs | 16 | 19 | 13 | 25 | 31 | 11 | | | | | | |
| Rushing | 8 | 13 | 2 | 14 | 13 | 8 | | | | | | |
| Passing | 6 | 6 | 9 | 10 | 14 | 3 | | | | | | |
| Penalty | 2 | 0 | 2 | 1 | 4 | 0 | | | | | | |
| Net Yards Rushing | 150 | 341 | 38 | 326 | 228 | 170 | | | | | | |
| Rushing Attempts | 41 | 56 | 28 | 49 | 48 | 38 | | | | | | |
| Average Per Rush | 3.7 | 6.1 | 1.4 | 6.7 | 4.8 | 4.5 | | | | | | |
| Rushing Touchdowns | 0 | 3 | 3 | 6 | 1 | 1 | | | | | | |
| Yards Gained | 219 | 359 | 70 | 340 | 247 | 212 | | | | | | |
| Yards Lost | 69 | 18 | 32 | 14 | 19 | 42 | | | | | | |
| Net Yards Passing | 129 | 91 | 286 | 189 | 241 | 100 | | | | | | |
| Completions | 14 | 11 | 25 | 21 | 24 | 10 | | | | | | |
| Attempts | 28 | 15 | 34 | 35 | 41 | 16 | | | | | | |
| Interceptions | 2 | 1 | 1 | 0 | 1 | 1 | | | | | | |
| Yards Per Attempt | 4.6 | 6.1 | 8.4 | 5.4 | 5.9 | 6.2 | | | | | | |
| Yards Per Completion | 9.2 | 8.3 | 11.4 | 9.0 | 10.0 | 10.0 | | | | | | |
| Passing Touchdowns | 0 | 3 | 0 | 1 | 1 | 1 | | | | | | |
| Total Offensive Yards | 279 | 432 | 324 | 515 | 469 | 270 | | | | | | |
| Plays | 69 | 71 | 62 | 84 | 89 | 54 | | | | | | |
| Yards Per Play | 4.0 | 6.1 | 5.2 | 6.1 | 5.3 | 5.0 | | | | | | |
| Fumbles-Lost | 2-1 | 2-1 | 0-0 | 0-0 | 0-0 | 1-1 | | | | | | |
| Penalties-Yards | 6-47 | 10-79 | 13-118 | 7-80 | 8-83 | 5-54 | | | | | | |
| Punts-Yards | 6-246 | 5-213 | 6-225 | 1-44 | 6-239 | 7-279 | | | | | | |
| Yards Per Punt | 41.0 | 42.6 | 37.5 | 44.0 | 39.8 | 39.9 | | | | | | |
| Net Yards Per Punt | 37.3 | 30.4 | 36.5 | 44.0 | 32.8 | 38.7 | | | | | | |
| Inside 20 | 0 | 1 | 1 | 0 | 3 | 0 | | | | | | |
| 50+ Yard Kicks | 0 | 0 | 0 | 0 | 1 | 0 | | | | | | |
| Touchbacks | 0 | 0 | 0 | 0 | 2 | 0 | | | | | | |
| Fair Catch | 1 | 0 | 0 | 1 | 1 | 6 | | | | | | |
| Kickoffs-Yards | 4-242 | 7-430 | 6-295 | 8-518 | 6-351 | 3-177 | | | | | | |
| Yards Per Kickoff | 60.5 | 61.4 | 49.2 | 64.8 | 58.5 | 59.0 | | | | | | |
| Net Yards Per Kickoff | 38.5 | 38.6 | 31.2 | 40.8 | 41.7 | 42.3 | | | | | | |
| Touchbacks | 0 | 2 | 1 | 5 | 3 | 0 | | | | | | |
| Punt Returns | 2 | 1 | 0 | 2 | 1 | 4 | | | | | | |
| Yards | 2 | 1 | 0 | 54 | 13 | 25 | | | | | | |
| Touchdowns | 0 | 0 | 0 | 0 | 0 | 0 | | | | | | |
| Yards Per PR | 1.0 | 1.0 | 0.0 | 27.0 | 13.0 | 6.2 | | | | | | |
| Kickoff Returns | 1 | 3 | 0 | 3 | 3 | 5 | | | | | | |
| Yards | 22 | 98 | 0 | 27 | 52 | 84 | | | | | | |
| Touchdowns | 1 | 0 | 0 | 0 | 0 | 0 | | | | | | |
| Yards Per KR | 22.0 | 32.7 | 0.0 | 9.0 | 17.3 | 16.8 | | | | | | |
| Interceptions | 0 | 1 | 1 | 1 | 0 | 0 | | | | | | |
| Yards | 0 | 0 | 17 | 22 | 0 | 0 | | | | | | |
| Touchdowns | 0 | 0 | 0 | 0 | 0 | 0 | | | | | | |
| Fumble Returns | 1 | 1 | 0 | 1 | 0 | 0 | | | | | | |
| Yards | 20 | 9 | 0 | 9 | 0 | 0 | | | | | | |
| Touchdowns | 1 | 0 | 0 | 0 | 0 | 0 | | | | | | |
| Miscellaneous Yards | 0 | 0 | 0 | 0 | 0 | 0 | | | | | | |
| Possession Times | 32:56 | 35:29 | 31:27 | 35:49 | 36:49 | 25:00 | | | | | | |
| 1st Quarter | 8:26 | 10:03 | 4:55 | 8:30 | 8:02 | 5:52 | | | | | | |
| 2nd Quarter | 6:55 | 8:39 | 7:31 | 10:56 | 8:53 | 4:58 | | | | | | |
| 3rd Quarter | 9:13 | 10:29 | 9:04 | 8:44 | 9:50 | 6:48 | | | | | | |
| 4th Quarter | 8:22 | 6:18 | 9:57 | 7:39 | 10:04 | 7:22 | | | | | | |
| 3rd-Down Conversions | 5-of-17 | 4-of-12 | 3-of-13 | 11-of-16 | 6-of-17 | 5-of-13 | | | | | | |
| 4th-Down Conversions | 0-of-1 | 0-of-0 | 2-of-3 | 2-of-4 | 1-of-1 | 1-of-1 | | | | | | |
| Red Zone Scoring | 2-3 | 6-6 | 4-4 | 6-6 | 4-5 | 3-4 | | | | | | |
| Touchdowns | 0-3 | 6-6 | 3-4 | 6-6 | 1-5 | 2-4 | | | | | | |
| Field Goals | 2-3 | 0-6 | 1-4 | 0-6 | 3-5 | 1-4 | | | | | | |
| Sacks By-Yards | 1-11 | 4-33 | 0-0 | 6-27 | 0-0 | 4-27 | | | | | | |
| PAT Kicks | 1-1 | 6-6 | 3-3 | 7-7 | 2-2 | 5-5 | | | | | | |
| Field Goals | 2-3 | 0-2 | 2-2 | 0-0 | 4-4 | 1-1 | | | | | | |
| Total Points | 13 | 42 | 27 | 49 | 26 | 14 | | | | | | |
| Touchdowns Rushing | 0 | 3 | 3 | 6 | 1 | 1 | | | | | | |
| Touchdowns Passing | 0 | 3 | 0 | 1 | 1 | 1 | | | | | | |
| Touchdown Returns | 1 | 0 | 0 | 0 | 0 | 0 | | | | | | |
| Other Touchdowns | 0 | 0 | 0 | 0 | 0 | 0 | | | | | | |
| Safeties | 0 | 0 | 0 | 0 | 0 | 0 | | | | | | |
| Kick PAT-Attempts | 1-1 | 6-6 | 3-3 | 7-7 | 2-2 | 2-2 | | | | | | |
| 2pt PAT-Attempts | 0-0 | 0-0 | 0-0 | 0-0 | 0-0 | 0-0 | | | | | | |
| Field Goals-Attempts | 2-3 | 0-1 | 2-2 | 0-0 | 4-4 | 0-0 | | | | | | |
| Points Off Turnovers | 7 | 14 | 14 | 7 | 0 | 0 | | | | | | |

INDIVIDUAL GAME-BY-GAME

RUSHING

| (ATT-YDS-TD) | KSU | at PITT | TEM | at MICH | MINN | UMD | OSU | at PUR | IOWA | at IND | at RU | MSU |
|-------------------|----------|-----------|-----------|----------|---------|----------|-----|--------|------|--------|-------|-----|
| Allen, Mark | --- | 1-2-0 | 6-17-0 | 1-0-0 | --- | 7-31-0 | | | | | | |
| Barkley, Saquon | 22-105-1 | 20-85-4 | 9-68-1 | 15-59-0 | 20-63-1 | 31-202-1 | | | | | | |
| Hamilton, DaeSean | --- | --- | 1-(-12)-0 | --- | --- | --- | | | | | | |
| McSorley, Trace | 14-47-0 | 9-(-17)-0 | 9-8-1 | 9-(-6)-0 | 8-73-1 | 18-81-1 | | | | | | |
| Robinson, Andre | 1-(-)2-0 | 1-4-0 | 6-24-1 | 1-3-0 | --- | DNP | | | | | | |
| Sanders, Miles | --- | --- | 3-27-0 | 2-14-0 | DNP | 1-25-1 | | | | | | |
| Stevens, Tommy | --- | DNP | DNP | DNP | DNP | 4-36-0 | | | | | | |
| TEAM | 1-(-5)-0 | --- | 3-(-16)-0 | --- | --- | 1-(-3)-0 | | | | | | |

RECEIVING

| (REC-YDS-TD) | KSU | at PITT | TEM | at MICH | MINN | UMD | OSU | at PUR | IOWA | at IND | at RU | MSU |
|--------------------|--------|---------|---------|----------|----------|--------|-----|--------|------|--------|-------|-----|
| Allen, Mark | --- | 1-4-0 | 1-1-0 | --- | --- | --- | | | | | | |
| Barkley, Saquon | 1-17-0 | 2-45-1 | 2-7-0 | 5-77-0 | 1-(-3)-0 | --- | | | | | | |
| Blacknall, Saeed | 2-24-0 | DNP | DNP | DNP | DNP | --- | | | | | | |
| Charles, Irvin | --- | --- | --- | --- | 1-80-1 | --- | | | | | | |
| Gesicki, Mike | 3-49-1 | 4-47-0 | 2-62-0 | 5-23-0 | 5-70-0 | 4-26-1 | | | | | | |
| Godwin, Chris | 7-67-0 | 4-36-0 | 7-117-1 | 1-8-1 | 4-97-0 | --- | | | | | | |
| Hamilton, DaeSean | 2-9-1 | 8-82-0 | 2-50-0 | 1-11-0 | 3-17-0 | 2-35-0 | | | | | | |
| Johnson, Juwan | --- | 1-27-0 | --- | --- | --- | --- | | | | | | |
| Polk, Brandon | --- | 1-4-0 | 1-14-0 | DNP | DNP | DNP | | | | | | |
| Robinson, Andre | --- | --- | --- | --- | 1-2-0 | DNP | | | | | | |
| Sanders, Miles | --- | --- | --- | 1-3-0 | DNP | --- | | | | | | |
| Thompkins, DeAndre | 1-43-0 | 3-87-0 | 3-36-0 | 3-(-1)-0 | 4-72-0 | 4-91-1 | | | | | | |

PASSING

Trace McSorley

| | Comp. | Att. | Yds. | TD | INT |
|----------------|-------|------|------|----|-----|
| Kent State | 16 | 31 | 209 | 2 | 0 |
| at Pitt | 24 | 35 | 332 | 1 | 1 |
| TEMPLE | 18 | 24 | 287 | 1 | 1 |
| at Michigan | 16 | 27 | 121 | 1 | 1 |
| MINNESOTA | 19 | 41 | 335 | 1 | 0 |
| MARYLAND | 10 | 19 | 152 | 2 | 0 |
| OHIO STATE | | | | | |
| at Purdue | | | | | |
| IOWA | | | | | |
| at Indiana | | | | | |
| at Rutgers | | | | | |
| MICHIGAN STATE | | | | | |

KICKING & PUNTING

KICKOFFS

| Season | KO | Total Yards | TB | OB | Kick Avg. | Rtrns | Rtn Yds | Yds/Rtn |
|--------------|----|-------------|----|----|-----------|-------|---------|---------|
| Julius, Joey | 37 | 2,287 | 21 | 1 | 61.8 | 18 | 18.9 | 1.05 |

| Season | KO | Total Yards | TB | OB | Kick Avg. | Rtrns | Rtn Yds | Yds/Rtn |
|----------------|----|-------------|----|----|-----------|-------|---------|---------|
| KENT STATE | 7 | 453 | 6 | 0 | 64.7 | 4 | 88 | 22.0 |
| at Pitt | 7 | 424 | 4 | 0 | 60.6 | 3 | 98 | 33.0 |
| TEMPLE | 7 | 451 | 6 | 1 | 64.4 | 0 | 0 | 0.00 |
| at Michigan | 3 | 159 | 0 | 0 | 53.0 | 3 | 27 | 9.00 |
| MINNESOTA | 6 | 372 | 3 | 0 | 62.0 | 3 | 52 | 17.3 |
| MARYLAND | 7 | 428 | 2 | 0 | 61.1 | 5 | 84 | 16.8 |
| OHIO STATE | | | | | | | | |
| at Purdue | | | | | | | | |
| IOWA | | | | | | | | |
| at Indiana | | | | | | | | |
| at Rutgers | | | | | | | | |
| MICHIGAN STATE | | | | | | | | |

PUNTING

| Season | No | Total Yds | Avg | Long | FC | I20 | 50+ | Blk |
|----------------------|----|-----------|------|------|----|-----|-----|-----|
| Gillikin, Blake | 29 | 1,227 | 42.3 | 69 | 6 | 11 | 5 | 0 |
| Pasquariello, Daniel | 2 | 75 | 37.5 | 38 | 1 | 2 | 0 | 0 |
| Team | 1 | 0 | 0.0 | 0 | 0 | 0 | 0 | 1 |

| Game | No | Total Yds | Avg | Long | FC | I20 | 50+ | Blk |
|----------------|----|-----------|------|------|----|-----|-----|-----|
| KENT STATE | 6 | 282 | 47.0 | 58 | 1 | 2 | 1 | 0 |
| at Pitt | 5 | 233 | 46.6 | 69 | 1 | 3 | 2 | 0 |
| TEMPLE | 3 | 105 | 35.0 | 41 | 0 | 2 | 0 | 0 |
| at Michigan | 6 | 270 | 45.0 | 61 | 3 | 1 | 1 | 0 |
| MINNESOTA | 6 | 235 | 39.2 | 56 | 1 | 1 | 1 | 0 |
| MARYLAND | 6 | 177 | 29.5 | 44 | 1 | 4 | 0 | 1 |
| OHIO STATE | | | | | | | | |
| at Purdue | | | | | | | | |
| IOWA | | | | | | | | |
| at Indiana | | | | | | | | |
| at Rutgers | | | | | | | | |
| MICHIGAN STATE | | | | | | | | |



INDIVIDUAL GAME-BY-GAME

TACKLES

| (UT-AT-TT) | KSU | at PITT | TEM | at MICH | MINN | UMD | OSU | at PUR | IOWA | at IND | at RU | MSU |
|----------------------|--------|---------|-------|---------|---------|---------|-----|--------|------|--------|-------|-----|
| Allen, Marcus | 2-3-5 | 4-4-8 | 6-2-8 | 7-0-7 | 8-14-22 | 3-4-7 | | | | | | |
| Apke, Troy | 1-0-1 | 0-1-1 | --- | 1-3-4 | 3-3-6 | 1-1-2 | | | | | | |
| Bates, Ryan | --- | --- | 1-0-1 | --- | --- | --- | | | | | | |
| Bell, Brandon | 3-5-8 | 5-4-9 | DNP | DNP | DNP | DNP | | | | | | |
| Bowen, Manny | 0-1-1 | 5-0-5 | 2-1-3 | 3-4-7 | 5-2-7 | 1-4-5 | | | | | | |
| Brown, Cam | DNP | 0-1-1 | --- | 4-6-10 | 6-3-9 | --- | | | | | | |
| Brown, Torrence | 0-3-3 | 5-1-6 | 1-3-4 | 2-1-3 | 1-0-1 | 0-1-1 | | | | | | |
| Buchholz, Ryan | 1-1-2 | 2-0-2 | 0-1-1 | 0-1-1 | --- | 0-2-2 | | | | | | |
| Cabinda, Jason | 5-6-11 | DNP | DNP | DNP | DNP | DNP | | | | | | |
| Campbell, Christian | 1-2-3 | 2-0-2 | 1-1-2 | 2-0-2 | 1-2-3 | DNP | | | | | | |
| Chavis, Tyrell | 0-2-2 | 0-1-1 | --- | 0-2-2 | 0-1-1 | 1-0-1 | | | | | | |
| Cooper, Jake | --- | 0-2-2 | 1-4-5 | 2-4-6 | 1-1-2 | DNP | | | | | | |
| Cothran, Curtis | DNP | DNP | DNP | DNP | 0-1-1 | 0-1-1 | | | | | | |
| Cothren, Parker | 0-2-2 | 0-1-1 | 2-5-7 | 0-1-1 | 0-2-2 | 1-1-2 | | | | | | |
| Davis, Desi | DNP | DNP | --- | DNP | DNP | DNP | | | | | | |
| Farmer, Koa | 0-1-1 | --- | --- | 2-1-3 | 2-1-3 | 1-4-5 | | | | | | |
| Givens, Kevin | 0-3-3 | --- | 1-1-2 | 2-1-3 | 1-2-3 | 1-0-1 | | | | | | |
| Golden, Malik | 3-0-3 | 3-3-6 | 3-6-9 | 8-3-11 | DNP | 3-3-6 | | | | | | |
| Haley, Grant | --- | --- | DNP | DNP | 2-5-7 | 1-1-2 | | | | | | |
| Hamilton, DaeSean | --- | 1-0-1 | --- | --- | --- | --- | | | | | | |
| Irvin, Charles | --- | --- | --- | --- | --- | 1-0-1 | | | | | | |
| Julius, Joey | 1-0-1 | --- | --- | 1-0-1 | --- | --- | | | | | | |
| Johnson, Jan | DNP | DNP | DNP | 1-1-2 | INJ | INJ | | | | | | |
| Johnson, Juwan | --- | --- | --- | --- | 1-0-1 | 0-0-1 | | | | | | |
| McPhearson, Josh | DNP | DNP | DNP | DNP | DNP | 0-1-1 | | | | | | |
| Miller, Jarvis | --- | 1-0-1 | --- | --- | --- | 0-1-1 | | | | | | |
| Miller, Shareef | 3-2-5 | 0-1-1 | --- | --- | 1-3-4 | 2-0-2 | | | | | | |
| Monroe, Ayrton | DNP | DNP | DNP | DNP | 1-0-1 | 1-2-3 | | | | | | |
| Oruwayiye, Amani | 0-2-2 | 2-0-2 | 0-1-1 | 2-1-3 | DNP | DNP | | | | | | |
| Reid, John | 2-2-4 | 3-2-5 | 2-2-4 | 1-2-3 | 1-0-1 | 3-2-5 | | | | | | |
| Schwan, Evan | 2-2-4 | --- | DNP | --- | 3-0-3 | 2-2-4 | | | | | | |
| Scott, Nick | 0-1-1 | 0-1-1 | --- | --- | --- | 1-2-3 | | | | | | |
| Sickels, Garrett | 1-5-6 | 3-0-3 | 2-1-3 | 1-1-2 | 0-1-1 | 1-0-1 | | | | | | |
| Smith, Brandon | --- | DNP | 4-4-8 | 1-1-2 | 2-5-7 | 2-12-14 | | | | | | |
| Smith, Jordan | 0-1-1 | --- | --- | --- | 2-2-4 | 0-2-2 | | | | | | |
| Taylor, Garrett | --- | --- | --- | --- | --- | 0-1-1 | | | | | | |
| Thompkins, DeAndre | --- | --- | --- | 2-0-2 | --- | --- | | | | | | |
| Walker, Von | --- | 1-0-1 | --- | --- | 1-0-1 | 1-0-1 | | | | | | |
| Wartman-White, Nyeem | 1-4-5 | 7-2-9 | --- | INJ | INJ | INJ | | | | | | |
| White, Antoine | 1-4-5 | 1-2-3 | --- | 3-1-4 | 1-1-2 | 0-0-1 | | | | | | |
| Windsor, Robert | 0-1-1 | 2-2-4 | 0-2-2 | --- | 1-1-2 | 2-1-3 | | | | | | |

TFL & SACKS

| TFL (Sacks) | KSU | at PITT | TEM | at MICH | MINN | UMD | OSU | at PUR | IOWA | at IND | at RU | MSU |
|----------------------|-------------------|------------------|------------------|----------------|------------------|-------------------|-----|--------|------|--------|-------|-----|
| Allen, Marcus | --- | 1.0 (-) | 1.0 (-) | --- | 1.0 (-) | 1.0 (-) | | | | | | |
| Bowen, Manny | --- | 1.0 (-) | 1.0 (1.0) | 1.0 (-) | 2.0 (-) | --- | | | | | | |
| Brown, Cam | DNP | --- | --- | 1.0 (-) | --- | --- | | | | | | |
| Brown, Torrence | --- | 2.0 (-) | 1.0 (0.5) | 1.0 (-) | --- | --- | | | | | | |
| Buchholz, Ryan | 1.0 (1.0) | --- | 0.5 (-) | --- | --- | --- | | | | | | |
| Campbell, Christian | 1.0 (-) | --- | --- | --- | --- | DNP | | | | | | |
| Cothren, Parker | 0.5 (0.5) | --- | 2.5 (0.5) | --- | 0.5 (-) | --- | | | | | | |
| Chavis, Tyrell | --- | --- | --- | --- | --- | 1.0 (-) | | | | | | |
| Farmer, Koa | --- | --- | --- | --- | 0.5 (-) | 1.5 (1.0) | | | | | | |
| Givens, Kevin | --- | --- | 1.0 (-) | --- | 1.0 (0.5) | 1.0 (1.0) | | | | | | |
| Golden, Malik | --- | 1.5 (-) | --- | 1.0 (-) | DNP | --- | | | | | | |
| Miller, Shareef | 2.0 (2.0) | --- | --- | --- | 1.5 (-) | 1.0 (-) | | | | | | |
| Reid, John | 0.5 (0.5) | --- | 0.5 (-) | --- | --- | 1.0 (-) | | | | | | |
| Schwan, Evan | 1.0 (-) | --- | DNP | --- | 1.0 (1.0) | 1.0 (1.0) | | | | | | |
| Sickels, Garrett | 1.5 (1.0) | --- | 0.5 (0.5) | --- | 0.5 (-) | 1.0 (1.0) | | | | | | |
| Smith, Brandon | --- | --- | 0.5 (-) | 1.0 (-) | 0.5 (-) | 1.0 (-) | | | | | | |
| Smith, Jordan | 0.5 (-) | DNP | --- | --- | --- | 0.5 (-) | | | | | | |
| Wartman-White, Nyeem | 0.5 (0.5) | 3.0 (-) | --- | INJ | INJ | INJ | | | | | | |
| White, Antoine | 1.5 (1.5) | --- | --- | --- | --- | --- | | | | | | |
| Windsor, Robert | --- | 0.5 (-) | 0.5 (0.5) | --- | 0.5 (0.5) | --- | | | | | | |
| TEAM TOTAL | 10.0 (7.0) | 9.0 (0.0) | 9.0 (3.0) | 5.0 (-) | 9.0 (2.0) | 10.0 (4.0) | | | | | | |

INDIVIDUAL GAME-BY-GAME

ALL-PURPOSE YARDS

| | KSU | at PITT | TEM | at MICH | MINN | UMD | OSU | at PUR | IOWA | at IND | at RU | MSU |
|--------------------|-----|---------|-----|---------|------|-----|-----|--------|------|--------|-------|-----|
| Allen, Marcus | --- | 6 | 18 | --- | --- | 31 | | | | | | |
| Barkley, Saquon | 122 | 147 | 75 | 136 | 60 | 202 | | | | | | |
| Blacknall, Saeed | 24 | DNP | DNP | DNP | DNP | --- | | | | | | |
| Gesicki, Mike | 49 | 47 | 62 | 23 | 70 | 26 | | | | | | |
| Godwin, Chris | 67 | 36 | 117 | 8 | 97 | --- | | | | | | |
| Golden, Malik | --- | 8 | --- | --- | DNP | --- | | | | | | |
| Hamilton, DaeSean | 9 | 82 | 38 | 11 | 17 | 35 | | | | | | |
| Irvin, Charles | --- | --- | --- | --- | 80 | --- | | | | | | |
| Johnson, Juwan | --- | 27 | --- | --- | --- | --- | | | | | | |
| McSorley, Trace | 47 | -17 | 8 | -6 | 73 | 81 | | | | | | |
| Oruwariye, Amani | 30 | --- | -26 | --- | DNP | DNP | | | | | | |
| Polk, Brandon | --- | 4 | 49 | DNP | DNP | DNP | | | | | | |
| Reid, John | 22 | 61 | 46 | --- | --- | 8 | | | | | | |
| Robinson, Andre | -2 | 4 | 24 | 3 | 2 | DNP | | | | | | |
| Sanders, Miles | 26 | 50 | 58 | 84 | DNP | 75 | | | | | | |
| Scott, Nick | 52 | --- | --- | --- | 26 | --- | | | | | | |
| Stevens, Tommy | --- | DNP | DNP | DNP | DNP | 36 | | | | | | |
| Thompkins, DeAndre | 43 | 87 | 36 | -1 | 72 | 91 | | | | | | |

RED ZONE RECAP

PENN STATE

| Opponent | Series | Result | Pct. |
|----------------|--------|------------------------------|-------|
| KENT STATE | 5 | 2 TD, 2 FG, 1 TO on downs | 80% |
| at Pitt | 5 | 4 TD, 1 FG | 100% |
| TEMPLE | 6 | 2 TD, 2 FG, 1 Fumble, 1 Half | 66.7% |
| at Michigan | 2 | 1 TD, 1 FG | 100% |
| MINNESOTA | 3 | 1 TD, 2 FG | 100% |
| MARYLAND | 4 | 2 TD, 1 FG, 1 Fumble | 75% |
| OHIO STATE | | | |
| at Purdue | | | |
| IOWA | | | |
| at Indiana | | | |
| at Rutgers | | | |
| MICHIGAN STATE | | | |
| TOTAL | | | |

OPPONENT

| Opponent | Series | Result | Pct. |
|----------------|--------|-------------------|-------|
| KENT STATE | 3 | 2 FG, 1 INT | 66.7% |
| at Pitt | 6 | 6 TD | 100% |
| TEMPLE | 4 | 3 TD, 1 FG | 100% |
| at Michigan | 6 | 6 TD | 100% |
| MINNESOTA | 5 | 1 TD, 3 FG, 1 INT | 80% |
| MARYLAND | 2 | 1, TD, 1 Fumble | 50% |
| OHIO STATE | | | |
| at Purdue | | | |
| IOWA | | | |
| at Indiana | | | |
| at Rutgers | | | |
| MICHIGAN STATE | | | |
| TOTAL | | | |

GAME LEADERS

| Opponent | Rushing Attempts | Rushing Yards | Receptions | Receiving Yards | All Purpose Yards | Tackles |
|----------------|------------------|---------------|-------------------------|-----------------|-------------------|-------------------|
| KENT STATE | 22 - Barkley | 105 - Barkley | 7 - Godwin | 67 - Godwin | 122 - Barkley | 11 - Cabinda |
| at Pitt | 20 - Barkley | 85 - Barkley | 8 - Hamilton | 82 - Hamilton | 147 - Barkley | 9 - Wartman-White |
| TEMPLE | 9 - Barkley | 68 - Barkley | 7 - Godwin | 117 - Godwin | 117 - Godwin | 9 - Golden |
| at Michigan | 15 - Barkley | 59 - Barkley | 5 - Barkley & Gesicki | 77 - Barkley | 136 - Barkley | 11 - Golden |
| MINNESOTA | 20 - Barkley | 73 - McSorley | 5 - Gesicki | 97 - Godwin | 97 - Godwin | 22 - Allen |
| MARYLAND | 31 - Barkley | 202 - Barkley | 4 - Thompkins & Gesicki | 91 - Thompkins | 202 - Barkley | 14 - Smith, B. |
| OHIO STATE | | | | | | |
| at Purdue | | | | | | |
| IOWA | | | | | | |
| at Indiana | | | | | | |
| at Rutgers | | | | | | |
| MICHIGAN STATE | | | | | | |



TURNOVER BY GAME

PENN STATE: 9 GAINED

| TYPE | QTR | PLAYER | PLAYS/ 1st | | RESULT |
|-----------------------|-----|-----------------------------|------------|------|--------|
| | | | YDS | DWNS | |
| KENT STATE (3) | | | | | |
| Fumble | 2 | Washington by Allen, Marcus | 2/13 | 1 | TD |
| Interception | 3 | Oruwariye of Agner | - | - | TD |
| Interception | 3 | Bell of Agner | 6/20 | 1 | Punt |

PITT (2)

| | | | | | |
|--------------|---|---------------------|------|---|------|
| Interception | 2 | Golden of Peterman | 5/23 | - | Punt |
| Fumble | 4 | Conner by Brown, T. | 1/2 | - | FG |

TEMPLE (1)

| | | | | | |
|--------------|---|----------------|-----|---|-------------|
| Interception | 4 | Reid of Walker | 2/4 | - | End of Game |
|--------------|---|----------------|-----|---|-------------|

MICHIGAN (0)**MINNESOTA (1)**

| | | | | | |
|--------------|---|----------------------|------|---|------|
| Interception | 4 | Smith, J. of Leidner | 6/23 | 1 | Punt |
|--------------|---|----------------------|------|---|------|

MARYLAND (2)

| | | | | | |
|--------------|---|---------------------|--------|---|------|
| Interception | 1 | Smith, B. of Hills | 12/42 | 3 | FG |
| Fumble | 1 | Hills by Farmer, K. | 3/(-7) | - | Punt |

OPPONENT: 11 GAINED

| TYPE | QTR | PLAYER | PLAYS/ 1st | | RESULT |
|-----------------------|-----|--------------------|------------|------|--------|
| | | | YDS | DWNS | |
| KENT STATE (1) | | | | | |
| Fumble | 2 | McSorley by Refuge | - | - | TD |

PITT (4)

| | | | | | |
|--------------|---|-------------------|--------|---|-------------|
| Fumble | 1 | McSorley by Price | 1/(-6) | 1 | TD |
| Fumble | 2 | McSorley by Price | 2/15 | 1 | TD |
| Fumble | 3 | Barkley by Briggs | 7/18 | 1 | FG (missed) |
| Interception | 4 | Lewis of McSorley | 7/40 | - | End of Game |

TEMPLE (3)

| | | | | | |
|--------------|---|--------------------------|---------|---|------|
| Fumble | 2 | Sanders by Martin-Oguike | 7/41 | - | Punt |
| Interception | 3 | Randall of McSorley | 1/0 | - | TD |
| Fumble | 4 | Oruwariye by Starzyk | 0/(-26) | - | TD |

MICHIGAN (2)

| | | | | | |
|--------------|---|--------------------|--------|---|-------------|
| Interception | 4 | McCray of McSorley | 4/31 | 1 | TD |
| Fumble | 4 | Sanders by Uche | 2/(-3) | - | End of Game |

MINNESOTA (0)**MARYLAND (1)**

| | | | | | |
|--------|---|-------------------|------|---|-------------|
| Fumble | 3 | Barkley by Likely | 7/62 | 2 | TO on Downs |
|--------|---|-------------------|------|---|-------------|



TURNOVERS BY PLAYER

FUMBLES

| (#-Lost) | KSU | at PITT | TEM | at MICH | MINN | UMD | OSU | at PUR | IOWA | at IND | at RU | MSU |
|------------------|-----|---------|-----|---------|------|-----|-----|--------|------|--------|-------|-----|
| Barkley, Saquon | -- | 1-1 | -- | -- | -- | 1-1 | | | | | | |
| McSorley, Trace | 2-1 | 3-2 | 2-0 | -- | -- | -- | | | | | | |
| Oruwariye, Amani | -- | -- | 1-1 | -- | DNP | DNP | | | | | | |
| Sanders, Miles | -- | -- | 1-1 | 1-1 | DNP | 1-0 | | | | | | |
| TEAM | -- | -- | 1-0 | 0-0 | -- | -- | | | | | | |

FORCED FUMBLES

| | KSU | at PITT | TEM | at MICH | MINN | UMD | OSU | at PUR | IOWA | at IND | at RU | MSU |
|-----------------|-----|---------|-----|---------|------|-----|-----|--------|------|--------|-------|-----|
| Allen, Marcus | 1 | -- | -- | -- | -- | -- | | | | | | |
| Brown, Torrence | -- | 1 | 1 | -- | -- | -- | | | | | | |
| Farmer, Koa | -- | -- | -- | -- | -- | 1 | | | | | | |

FUMBLES RECOVERED

| (#-Yards) | KSU | at PITT | TEM | at MICH | MINN | UMD | OSU | at PUR | IOWA | at IND | at RU | MSU |
|-----------------|-----|---------|-----|---------|------|-----|-----|--------|------|--------|-------|-----|
| Allen, Marcus | 1-6 | -- | -- | -- | -- | -- | | | | | | |
| Brown, Torrence | -- | -- | -- | -- | -- | 1 | | | | | | |
| Reid, John | -- | 1-4 | -- | -- | -- | -- | | | | | | |
| TEAM | -- | -- | 1 | -- | -- | -- | | | | | | |

INTERCEPTIONS

| (#-Yards) | KSU | at PITT | TEM | at MICH | MINN | UMD | OSU | at PUR | IOWA | at IND | at RU | MSU |
|------------------|------|---------|------|---------|------|-----|-----|--------|------|--------|-------|-----|
| Bell, Brandon | 1-0 | DNP | DNP | DNP | DNP | DNP | | | | | | |
| Golden, Malik | -- | 1-8 | -- | -- | DNP | -- | | | | | | |
| Oruwariye, Amani | 1-30 | -- | -- | -- | DNP | DNP | | | | | | |
| Reid, John | -- | -- | 1-14 | -- | -- | -- | | | | | | |
| Smith, Brandon | -- | -- | -- | -- | -- | 1-0 | | | | | | |
| Smith, Jordan | -- | DNP | -- | -- | 1-0 | -- | | | | | | |



SCORINGSUMMARY

| Game | Plays | Yards | Time | Result | Qtr. | Game | Plays | Yards | Time | Result | Qtr. |
|--|-------|-------|------|--------|------|---|-------|-------|------|--------|------|
| KENT STATE (6) | 9 | 79 | 3:23 | TD | 1 | MARYLAND (6) | 7 | 84 | 2:27 | TD | 1 |
| Hamilton 4-yard pass from McSorley (2-pt attempt failed) | 2 | 13 | 0:41 | TD | 2 | Gesicki 5-yard pass from McSorley (Davis, T. kick) | 12 | 42 | 4:46 | FG | 2 |
| Barkley 7-yard run (Davis, T. kick) | 12 | 49 | 4:18 | FG | 2 | Davis, T. field goal (30 yards) | 10 | 67 | 4:18 | TD | 2 |
| Davis, T. field goal (29 yards) | 0 | 0 | 0:00 | TD | 3 | McSorley 9-yard run (Davis, T. kick) | 3 | 70 | 0:26 | TD | 2 |
| Oruwariye 30-yard interception return (Davis, T. kick) | 8 | 49 | 2:39 | FG | 3 | Barkley 45-yard run (Davis, T. kick) | 2 | 70 | 0:42 | TD | 3 |
| Davis, T. field goal (28 yards) | 8 | 67 | 2:38 | TD | 4 | Thompkins 70-yard pass from McSorley (Davis, T. kick) | 5 | 51 | 2:25 | TD | 4 |
| Gesicki 30-yard pass from McSorley (Davis, T. kick) | | | | | | Sanders 25-yard run (Davis, T. kick) | | | | | |
| PITT (6) | 1 | 15 | 0:09 | TD | 1 | | | | | | |
| Barkley 3-yard run (Davis, T. kick) | 8 | 83 | 2:35 | TD | 2 | | | | | | |
| Barkley 1-yard run (Davis, T. kick) | 2 | 46 | 0:39 | TD | 3 | | | | | | |
| Barkley 40-yard pass from McSorley (Davis, T. kick) | 7 | 68 | 2:04 | TD | 4 | | | | | | |
| Barkley 1-yard run (Davis, T. kick) | 4 | -9 | 1:31 | FG | 4 | | | | | | |
| Davis, T. field goal (38 yards) | 6 | 60 | 1:30 | TD | 4 | | | | | | |
| Barkley 2-yard run (Davis, T. kick) | | | | | | | | | | | |
| TEMPLE (6) | 2 | 55 | 0:42 | TD | 1 | | | | | | |
| Godwin 52-yard pass from McSorley (Davis, T. kick) | 13 | 69 | 5:57 | TD | 1 | | | | | | |
| Robinson 3-yard run (Davis, T. kick) | 9 | 53 | 3:14 | TD | 2 | | | | | | |
| McSorley 2-yard run (Davis, T. kick) | 6 | 48 | 3:50 | FG | 3 | | | | | | |
| Davis, T. field goal (40 yards) | 7 | 71 | 4:05 | FG | 4 | | | | | | |
| Davis, T. field goal (30 yards) | 2 | 75 | 0:50 | TD | 4 | | | | | | |
| Barkley 55-yard run (Davis, T. kick) | | | | | | | | | | | |
| MICHIGAN (2) | 8 | 71 | 2:01 | FG | 3 | | | | | | |
| Davis, T. field goal (21 yards) | 13 | 75 | 6:20 | TD | 4 | | | | | | |
| Godwin 8-yard pass from McSorley (Davis, T. kick) | | | | | | | | | | | |
| MINNESOTA (6) | 7 | 73 | 3:49 | FG | 2 | | | | | | |
| Davis, T. field goal (19 yards) | 3 | 80 | 0:52 | TD | 3 | | | | | | |
| Charles 80-yard pass from McSorley (Davis, T. kick) | 5 | 33 | 0:57 | FG | 3 | | | | | | |
| Davis, T. field goal (27 yards) | 6 | 85 | 2:06 | TD | 4 | | | | | | |
| McSorley 6-yard run (Davis, T. kick) | 8 | 53 | 0:52 | FG | 4 | | | | | | |
| Davis, T. field goal (40 yards) | 1 | 25 | ---- | TD | OT | | | | | | |
| Barkley 25-yard run (Davis, T. kick) | | | | | | | | | | | |

SCORINGBREAKDOWN

PENN STATE DRIVES

Totals: 32 scoring drives (22 TD, 10 FG)
Special Teams/Defensive Touchdown: 1
 Oruwariye - 30 yd. Interception Return, KSU.

LONGEST DRIVES BY:

Plays: 13, 2x Last: at Michigan (9/24)
 12, 2x Last: MARYLAND (10/8)

Yards: 83 at Pitt (9/10)
 85 MINNESOTA (10/1)

Time: 6:20 at Michigan (9/24)
 5:57 TEMPLE (9/17)

OPPONENT DRIVES

Totals: 28 scoring drives (20, TD, 8 FG)
Special Teams/Defensive Touchdown: None

LONGEST DRIVES BY:

Plays: 13 Michigan (9/24)
 12 Temple (9/17)

Yards: 99 Pitt (9/10)
 87 Minnesota (10/1)

Time: 6:15 Michigan (9/24)
 5:23 Kent State (9/3)



@PennStateFBall



PSUFBall

2016

PSUnrivaled.com

GoPSUsports.com

LONG PLAYBREAKDOWN

BY YARDAGE

| Yards | Type | Player(s) | Opponent |
|-------|------|---|------------|
| *80 | Pass | Charles, Irvin from McSorley, Trace | Minnesota |
| *70 | Pass | Thompkins, DeAndre from McSorley, Trace | Maryland |
| 59 | PR | Reid, John | Pitt |
| *55 | Rush | Barkley, Saquon | Temple |
| 53 | Pass | Gesicki, Mike from McSorley, Trace | Minnesota |
| 53 | Pass | Thompkins, DeAndre from McSorley, Trace | Minnesota |
| *52 | Pass | Godwin, Chris from McSorley, Trace | Temple |
| 52 | Pass | Gesicki, Mike from McSorley, Trace | Temple |
| 45 | Pass | Hamilton, DaeSean from McSorley, Trace | Temple |
| *45 | Rush | Barkley, Saquon | Maryland |
| 43 | Pass | Thompkins, DeAndre from McSorley, Trace | Kent State |
| *40 | Pass | Barkley, Saquon from McSorley, Trace | Pitt |
| 39 | Pass | Thompkins, DeAndre from McSorley, Trace | Pitt |
| 36 | Pass | Godwin, Chris from McSorley, Trace | Minnesota |
| 35 | KR | Polk, Brandon | Temple |
| 34 | Pass | Thompkins, DeAndre from McSorley, Trace | Pitt |
| 33 | KR | Sanders, Miles | Pitt |
| 33 | Rush | Barkley, Saquon | Michigan |
| 32 | Pass | Godwin, Chris from McSorley, Trace | Minnesota |
| 31 | KR | Sanders, Miles | Temple |
| 30 | Pass | Barkley, Saquon from McSorley, Trace | Michigan |
| *30 | Pass | Gesicki, Mike from McSorley, Trace | Kent State |
| *30 | INT | Oruwariye, Amani | Kent State |
| 30 | KR | Scott, Nick | Kent State |
| 29 | PR | Reid, John | Temple |
| 29 | Rush | Barkley, Saquon | Pitt |
| 29 | KR | Scott, Nick | Pitt |
| 28 | Rush | Barkley, Saquon | Kent State |
| 27 | Pass | Johnson, Juwan from McSorley, Trace | Pitt |
| 26 | Pass | Godwin, Chris from McSorley, Trace | Kent State |
| 26 | Rush | McSorley, Trace | Minnesota |
| 26 | KR | Scott, Nick | Minnesota |
| 25 | Rush | Barkley, Saquon | Maryland |
| 25 | Rush | McSorley, Trace | Maryland |
| 25 | KR | Sanders, Miles | Michigan |
| *25 | Rush | Barkley, Saquon | Minnesota |
| *25 | Rush | Sanders, Miles | Maryland |
| 24 | KR | Sanders, Miles | Michigan |
| 24 | Pass | Gesicki, Mike from McSorley, Trace | Pitt |
| 24 | Pass | Hamilton, DaeSean from McSorley, Trace | Pitt |
| 23 | Pass | Godwin, Chris from McSorley, Trace | Temple |
| 23 | Rush | Barkley, Saquon | Minnesota |
| 23 | KR | Sanders, Miles | Maryland |
| 22 | KR | Scott, Nick | Kent State |
| 21 | Pass | Hamilton, DaeSean from McSorley, Trace | Maryland |
| 21 | Pass | Blacknall, Saeed from McSorley, Trace | Kent State |
| 21 | PR | Reid, John | Kent State |
| 20 | Rush | Barkley, Saquon | Maryland |
| 20 | Pass | Godwin, Chris from McSorley, Trace | Minnesota |

PENN STATE[49 PLAYS]

| Play | # | Long | Play | Opponent |
|----------|----|------|-------------------------------------|------------|
| Passing: | 21 | 80* | Charles, Irvin from McSorley, Trace | Minnesota |
| KR: | 9 | 35 | Polk, Brandon | Temple |
| Rushing: | 7 | 55 | Barkley, Saquon | Temple |
| INT: | 1 | 30* | Oruwariye, Amani | Kent State |
| PR: | 3 | 59 | Reid, John | Pitt |
| FR: | - | - | - | - |

| Opp. | # | Long | Play | Type |
|----------------|----|------|----------------------------------|------|
| KENT STATE | 9 | 43 | Thompkins, DeAndre from McSorley | Pass |
| at Pitt | 10 | 59 | Reid, John | PR |
| TEMPLE | 8 | 55* | Barkley, Saquon | Rush |
| at Michigan | 4 | 33 | Barkley, Saquon | Rush |
| MINNESOTA | 10 | 80* | Charles, Irvin from McSorley | Pass |
| MARYLAND | 8 | 70* | Thompkins, DeAndre from McSorley | Pass |
| OHIO STATE | | | | |
| at Purdue | | | | |
| IOWA | | | | |
| at Indiana | | | | |
| at Rutgers | | | | |
| MICHIGAN STATE | | | | |

OPPONENTS[33 PLAYS]

| Play | # | Long | Play | Opponent |
|----------|----|------|-------------------------------|------------|
| Passing: | 7 | 66* | Johnson, Ty from Hills, Perry | Maryland |
| Rushing: | 18 | 44 | Harrison, Lorenzo | Maryland |
| KR: | 5 | 84 | Henderson, Quadree | Pitt |
| FR: | 1 | 20* | Refuge, Elcee | Kent State |
| INT: | 1 | 22 | McCray, Mike | Michigan |
| PR: | 1 | 53 | Peppers, Jabrill | Michigan |

| Opp. | # | Long | Play | Type |
|----------------|---|------|-------------------------------------|------|
| Kent State | 5 | 37 | James, Raekwon from Mitchell, Mylik | Pass |
| at Pitt | 9 | 84 | Henderson, Quadree | KR |
| TEMPLE | 1 | 67 | DeLoatch, Romond | Pass |
| at Michigan | 8 | 53 | Peppers, Jabrill | KR |
| MINNESOTA | 4 | 37* | Brooks, Shannon | Rush |
| MARYLAND | 8 | 66* | Johnson, Ty from Hills, Perry | Pass |
| OHIO STATE | | | | |
| at Purdue | | | | |
| IOWA | | | | |
| at Indiana | | | | |
| at Rutgers | | | | |
| MICHIGAN STATE | | | | |

* - touchdown scored on play



LONG PLAYBREAKDOWN

Mark Allen

2016: -- (--)
Career: 1 (1 Rushing)

2016 Long:
 Rushing: --

Career Long:
 Rushing: 28 yds vs. Indiana (2015)

Saquon Barkley

2016: 11 (9 rushing, 2 receiving, 2 TD)
Career: 26 (22 rushing, 5 receiving, 3 TD)

2016 Long:
 Rushing: 55 yds vs. Temple
 Reception: 40 yds from McSorley at Pitt

Career Long:
 Rushing: 56 yds at Ohio State & vs. Michigan (2015)
 Reception: 40 yds from McSorley at Pitt

Brandon Bell

2016: -- (--)
Career: 1 (1 INT)

2016 Long:
 None

Career Long:
 Interception: 25 yds vs. Michigan (2015)

Irvin Charles

2016: 1 (1 receiving, 1 TD)
Career: 1 (1 receiving, 1 TD)

2016 Long:
 Reception: 80 yds from McSorley vs. Minnesota

Career Long:
 Reception: 80 yds from McSorley vs. Minnesota

Saeed Blacknall

2016: 1 (1 receiving)
Career: 7 (7 receiving, 2 TD)

2016 Long:
 Reception: 21 yds from McSorley vs. Kent State

Career Long:
 Reception: 59 yds from Hackenberg at Michigan St. (2015)

Mike Gesicki

2016: 4 (4 receiving)
Career: 7 (7 receiving, 2 TD)

2016 Long:
 Reception: 53 yds from McSorley vs. Minnesota

Career Long:
 Reception: 53 yds from McSorley vs. Minnesota

Chris Godwin

2016: 6 (6 receiving, 1 TD)
Career: 23 (23 receiving, 3 TD)

2016 Long:
 Reception: 53 yds from McSorley vs. Minnesota

Career Long:
 Reception: 72 yds from Hackenberg vs. Boston College, TD (2014)

Amani Oruwariye

2016: 1 (1 INT)
Career: 1 (1 INT, 1 TD)

2016 Long:
 INT: 30 yds vs. Kent State, TD

Career Long:
 INT: 30 yds vs. Kent State, TD

Grant Haley

2016: -- (--)
Career: 20 (1 INT, 19 KR, 1 TD)

2016 Long:
 None

Career Long:
 INT: 30 yds vs. Temple, TD (2014)
 KR: 44 yds vs. UCF (2014)

DaeSean Hamilton

2016: 3 (3 receiving)
Career: 18 (18 Receiving, 3 TD)

2016 Long:
 Reception: 45 yds from McSorley vs. Temple

Career Long:
 Reception: 51 yds from Hackenberg vs. N'western (2014)

Juwan Johnson

2016: 1 (1 receiving)
Career: 1 (1 receiving)

2016 Long:
 Reception: 27 yds from McSorley at Pitt

Career Long:
 Reception: 27 yds from McSorley at Pitt

Trace McSorley

2016: 21 (19 passing, 2 rushing)
Career: 21 (19 passing, 2 rushing)

2016 Long:
 Pass: 80 yds vs. Minnesota
 Rushing: 26 yds vs. Minnesota

Career Long:
 Pass: 80 yds vs. Minnesota
 Rushing: 26 yds vs. Minnesota

Brandon Polk

2016: 1 (1 KR)
Career: 11 (1 Receiving, 4 Rushing, 6 KR, 1 TD)

2016 Long:
 Reception: --
 Rushing: --
 KR: 35 yds vs. Temple

Career Long:
 Reception: 39 yd pass from Hackenberg vs. Indiana, TD (2015)
 Rushing: 33 yds at Temple (2015)
 KR: 35 yds vs. Temple

John Reid

2016: 3 (3 PR)
Career: 4 (1 INT, 3 PR)

2016 Long:
 PR: 59 yds at Pitt

Career Long:
 INT: 44 yds vs. Rutgers (2015)
 PR: 59 yds at Pitt

Miles Sanders

2016: 6 (5 KR, 1 rushing, 1 TD)
Career: 6 (5 KR, 1 rushing, 1 TD)

2016 Long:
 KR: 33 yds at Pitt
 Rushing: 25 yards vs. Maryland, TD

Career Long:
 KR: 33 yds at Pitt
 Rushing: 25 yards vs. Maryland, TD

Garrett Sickels

2016: -- (--)
Career: 1 (1 FR)

2016 Long:
 None

Career Long:
 FR: 36 yds vs. Maryland

Nick Scott

2016: 2 (2 KR)
Career: 13 (1 passing, 1 receiving, 1 rushing, 10 KR)

2016 Long:
 KR: 30 yds vs. Kent State

Career Long:
 Passing: 32 yds to Godwin vs. San Diego State (2015)
 Reception: 22 yds from Hackenberg vs. Army (2015)
 Rushing: 35 yds vs. Indiana (2015)
 KR: 58 yds vs. Buffalo (2015)

DeAndre Thompkins

2016: 5 (4 receiving)
Career: 8 (6 receiving, 2 PR)

2016 Long:
 Reception: 70 yds from McSorley vs. Maryland

Career Long:
 Reception: 70 yds from McSorley vs. Maryland
 PR: 58 yds vs. Buffalo (2015)

Von Walker

2016: None
Career: 5 (4 KR, 1 PR)

2016 Long:
 None

Career Long:
 KR: 35 yds vs. Akron (2014)
 PR: 22 yds vs. Eastern Michigan (2013)



SEASONSUPERLATIVES

PENN STATE INDIVIDUAL

| | |
|----------------------------|--|
| Rushes | 31, Barkley, Saquon vs. Maryland (10/8) |
| Yards Rushing | 202, Barkley, Saquon vs. Maryland (10/8) |
| TD Rushes | 4, Barkley, Saquon at Pitt (9/10) |
| Long Rush | 55, Barkley, Saquon vs. Temple (9/17) |
| Pass Attempts | 41, McSorley, Trace vs. Minnesota (10/1) |
| Pass Completions | 24, McSorley, Trace at Pitt (9/10) |
| Yards Passing | 335, McSorley, Trace vs. Minnesota (10/1) |
| TD Passes | 2, Two Times Last: McSorley, Trace vs. Maryland (10/8) |
| Long Pass | 80, McSorley, Trace vs. Minnesota (10/1) |
| Receptions | 8, Hamilton, DaeSean at Pitt (9/10) |
| Yards Receiving | 117, Godwin, Chris vs. Temple (9/17) |
| TD Receptions | 1, Eight Times Last: Thompkins, DeAndre & Gesicki, Mike vs. Maryland (10/8) |
| Long Reception | 80, Charles, Irvin vs. Minnesota (10/1) |
| Field Goals | 3, Davis, Tyler vs. Minnesota (10/1) |
| Long Field Goal | 40, Two Times Last: Davis, Tyler vs. Minnesota (10/1) |
| Punts | 6, Three Times Last: Gillikin, Blake vs. Minnesota (10/1) |
| Punting Avg | 47.0, Gillikin, Blake vs. Kent State (9/3) |
| Long Punt | 69, Gillikin, Blake at Pitt (9/10) |
| Punts Inside 20 | 3, Gillikin, Blake at Pitt (9/10) |
| Long Punt Return | 59, Reid, John at Pitt (9/10) |
| Long Kickoff Return | 35, Polk, Brandon vs. Temple (9/17) |
| Tackles | 22, Allen, Marcus vs. Minnesota (10/1) |
| Sacks | 2.0, Miller, Shareef vs. Kent State (9/3) |
| Tackles For Loss | 3.0, Wartman-White, Nyeem at Pitt (9/10) |
| Interceptions | 1, 6 Times, Last: Smith, Brandon vs. Maryland (10/8) |

PENN STATE TEAM

PENN STATE TEAM

| | Highs | Lows |
|------------------|---|--|
| Rushes | 62, vs. Maryland; 10/8 | 28, Two Times Last: vs. Minnesota; 10/1 |
| Yards Rushing | 372, vs. Maryland; 10/8 | 70, at Michigan; 9/24 |
| Yards Per Rush | 6.0, vs. Maryland; 10/8 | 2.4, at Pitt; 9/10 |
| TD Rushes | 4, at Pitt; 9/10 | 0, at Michigan; 9/24 |
| Pass attempts | 41, vs. Minnesota; 10/1 | 24, vs. Temple; 9/17 |
| Pass completions | 24, at Pitt; 9/10 | 16, Two Times Last: at Michigan; 9/24 |
| Yards Passing | 335, vs. Minnesota; 10/1 | 121, at Michigan; 9/24 |
| Yards Per Pass | 13.1, vs. Kent State; 9/3 | 4.5, at Michigan; 9/24 |
| TD Passes | 2, Two Times Last: vs. Maryland; 10/8 | 1, Four Times Last: vs. Minnesota; 10/1 |
| Total Plays | 81, vs. Maryland; 10/8 | 55, at Michigan; 9/24 |
| Total Offense | 524, vs. Maryland; 10/8 | 191, at Michigan; 9/24 |
| Yards Per Play | 6.8, vs. Minnesota; 10/1 | 3.6, at Michigan; 9/24 |
| Points | 39, at Pitt; 9/10 | 10, at Michigan; 9/24 |
| Sacks By | 7, vs. Kent State; 9/3 | 0, Two Times Last: at Michigan; 9/24 |
| First Downs | 28, vs. Maryland; 10/8 | 12, at Michigan; 9/24 |
| Penalties | 7, Two Times Last: vs. Maryland; 10/8 | 2, at Michigan; 9/24 |
| Penalty Yards | 65, vs. Minnesota; 10/1 | 13, at Michigan; 9/24 |
| Turnovers | 4, at Pitt; 9/10 | 0, vs. Minnesota; 10/1 |
| Interceptions By | 2, vs. Kent State; 9/3 | 1, Four Times Last: vs. Maryland; 10/8 |
| Punts | 6, Four Times Last: vs. Maryland; 10/8 | 3, vs. Temple; 9/17 |
| Punting Avg | 47.0, vs. Kent State; 9/3 | 29.5, vs. Maryland; 10/8 |
| Long Punt | 69, at Pitt; 9/10 | 41, vs. Temple; 9/17 |
| Punts Inside 20 | 3, at Pitt; 9/10 | 1, Two Times Last: vs. Minnesota; 10/1 |
| Long Punt Return | 59, at Pitt; 9/10 | 8, vs. Maryland; 10/8 |

OPPONENT INDIVIDUAL

| | |
|----------------------------|---|
| Rushes | 23, Smith, Rodney; Minnesota (10/1) |
| Yards Rushing | 117, Conner, James; Pitt (9/10) |
| TD Rushes | 2, Three Times Last: Higdon, Karan; Michigan (9/24) |
| Long Rush | 44, Harrison, Lorenzo; Maryland (10/8) |
| Pass Attempts | 40, Leidner, Mitch; Minnesota (10/1) |
| Pass Completions | 25, Walker, Phillip; Temple (9/17) |
| Yards Passing | 286, Walker, Phillip; Temple (9/17) |
| TD Passes | 3, Peterman, Nathan; Pitt (9/10) |
| Long Pass | 67, Walker, Phillip; Temple (9/17) |
| Receptions | 7, Three Times Last: Smith, Brian and Wolitarsky, Drew; Minnesota (10/1) |
| Yards Receiving | 101, Smith, Brian; Minnesota (10/1) |
| TD Receptions | 1, Five Times Last: Johnson, Ty; Maryland (10/8) |
| Long Reception | 67, Deloatch, Romond; Temple (9/17) |
| Field Goals | 4, Carpenter, Emmitt; Minnesota (10/1) |
| Long Field Goal | 46, Carpenter, Emmitt; Minnesota (10/1) |
| Punts | 7, Lees, Wade; Maryland (10/8) |
| Punting Avg | 44.0, Allen, Kenny; Michigan (9/10) |
| Long Punt | 50, Santoso, Ryan; Minnesota (10/1) |
| Punts Inside 20 | 3, Santoso, Ryan; Minnesota (10/1) |
| Long Punt Return | 53, Peppers, Jabrill; Michigan (9/24) |
| Long Kickoff Return | 84, Henderson, Quadree; Pitt (9/10) |
| Tackles | 17, Holley, Nate; Kent State (9/3) |
| Sacks | 1.5, Two Times Last: Aniebonam, Jesse; Maryland (10/8) |
| Tackles For Loss | 3.0, 2 Times, Last: Hurst, Maurice; Michigan (9/24) |
| Interceptions | 1, 4 Times, Last: McCray, Mike; Michigan (9/24) |

OPPONENT TEAM

OPPONENT TEAM

| | Highs | Lows |
|------------------|--|--|
| Rushes | 56, Pitt; 9/10 | 28, Temple; 9/17 |
| Yards Rushing | 341, Pitt; 9/10 | 38, Temple; 9/17 |
| Yards Per Rush | 6.7, Michigan; 9/24 | 1.4, Temple; 9/17 |
| TD Rushes | 6, Michigan; 9/24 | 0, Kent State; 9/3 |
| Pass attempts | 41, Minnesota; 10/1 | 15, Pitt; 9/10 |
| Pass completions | 25, Temple; 9/17 | 10, Maryland; 10/8 |
| Yards Passing | 286, Temple; 9/17 | 91, Pitt; 9/10 |
| Yards Per Pass | 9.2, Kent State; 9/3 | 5.9, Minnesota; 10/1 |
| TD Passes | 3, Pitt; 9/10 | 0, Two Times Last: Temple; 9/17 |
| Total Plays | 89, Minnesota; 10/1 | 54, Maryland; 10/8 |
| Total Offense | 515, Michigan; 9/24 | 270, Maryland; 10/8 |
| Yards Per Play | 6.1, Two Times Last: Michigan; 9/24 | 4.0, Kent State; 9/3 |
| Points | 49, Michigan; 9/24 | 13, Kent State; 9/3 |
| Sacks By | 6, Michigan; 9/24 | 0, Temple; 9/17 |
| First Downs | 31, Minnesota; 10/1 | 11, Maryland; 10/8 |
| Penalties | 13, Temple; 9/17 | 5, Maryland; 10/8 |
| Penalty Yards | 118, Temple; 9/17 | 47, Kent State; 9/3 |
| Turnovers | 3, Kent State; 9/3 | 1, Two Times Last: Minnesota; 10/1 |
| Interceptions By | 1, Two Times Last: Temple; 9/17 | 0, Two Times Last: Maryland; 10/8 |
| Punts | 7, Maryland; 10/8 | 1, Michigan; 9/24 |
| Punting Avg | 44.0, Michigan; 9/24 | 37.5, Temple; 9/17 |
| Long Punt | 50, Minnesota; 10/1 | 43, Temple; 9/17 |
| Punts Inside 20 | 3, Minnesota; 10/1 | 0, Three Times Last: Maryland; 10/8 |
| Long Punt Return | 53, Michigan; 9/24 | 0, Two Times Last: Temple; 9/17 |



PARTICIPATION CHART

| | GP/GS | KSU | at PITT | TEM | at MICH | MINN | UMD | OSU | at PUR | IOWA | at IND | at RU | MSU |
|------------------|-------|-----|---------|-----|---------|------|-----|-----|--------|------|--------|-------|-----|
| Allen, Marcus | 6/6 | ST | ST | ST | ST | ST | ST | ST | | | | | |
| Allen, Mark | 6/- | P | P | P | P | P | P | P | | | | | |
| Apke, Troy | 6/1 | P | P | P | P | P | ST | P | | | | | |
| Barkley, Saquon | 6/6 | ST | ST | ST | ST | ST | ST | ST | | | | | |
| Bates, Ryan | 6/6 | ST | ST | ST | ST | ST | ST | ST | | | | | |
| Bell, Brandon | 2/2 | ST | ST | ... | ... | ... | ... | ... | | | | | |
| Bentley, Gordon | 3/- | ... | ... | P | ... | ... | P | P | | | | | |
| Blacknall, S. | 2/1 | ST | ... | ... | ... | ... | ... | ... | | | | | P |
| Bowen, Manny | 6/5 | P | ST | ST | ST | ST | ST | ST | | | | | |
| Brown, Cam | 5/2 | ... | P | P | P | P | ST | ST | | | | | |
| Brown, Torrence | 6/2 | P | P | ST | ST | ST | P | P | | | | | |
| Buchholz, Ryan | 6/- | P | P | P | P | P | P | P | | | | | |
| Cabinda, Jason | 1/1 | ST | ... | ... | ... | ... | ... | ... | | | | | |
| Campbell, C. | 5/3 | P | P | ST | ST | ST | ST | ... | | | | | |
| Castagna, Colin | 2/- | ... | ... | ... | ... | P | ... | ... | | | | | P |
| Charles, Irvin | 6/- | P | P | P | P | P | P | P | | | | | |
| Chavis, Tyrell | 6/- | P | P | P | P | P | P | P | | | | | |
| Cooper, Jake | 5/2 | P | P | ST | ST | ST | P | P | | | | | ... |
| Cothran, Curtis | 2/- | ... | ... | ... | ... | ... | P | P | | | | | |
| Cothren, Parker | 6/6 | ST | ST | ST | ST | ST | ST | ST | | | | | |
| Davis, Desi | 1/- | ... | ... | P | ... | ... | ... | ... | | | | | |
| Davis, Tyler | 6/- | P | P | P | P | P | P | P | | | | | |
| Dowrey, Derek | 6/4 | ST | ST | ST | ST | ST | P | P | | | | | |
| Farmer, Koa | 6/1 | P | P | P | P | P | P | ST | | | | | |
| Gaia, Brian | 6/6 | ST | ST | ST | ST | ST | ST | ST | | | | | |
| Garrity, Gregg | 1/- | ... | ... | ... | ... | ... | ... | P | | | | | |
| Gesicki, Mike | 6/6 | ST | ST | ST | ST | ST | ST | ST | | | | | |
| Gillikin, Blake | 6/- | P | P | P | P | P | P | P | | | | | |
| Givens, Kevin | 6/6 | ST | ST | ST | ST | ST | ST | ST | | | | | |
| Godwin, Chris | 6/6 | ST | ST | ST | ST | ST | ST | ST | | | | | |
| Golden, Malik | 5/5 | ST | ST | ST | ST | ST | ... | ST | | | | | |
| Gonzalez, S. | 3/- | P | P | P | ... | ... | ... | ... | | | | | |
| Gulla, Chris | 6/- | P | P | P | P | P | P | P | | | | | |
| Haley, Grant | 4/3 | ST | ST | ... | ... | ... | P | ST | | | | | |
| Hamilton, D. | 6/6 | ST | ST | ST | ST | ST | ST | ST | | | | | |
| Holland, J. | 6/- | P | P | P | P | P | P | P | | | | | |
| Jenkins, S. | 6/- | P | P | P | P | P | P | P | | | | | |
| Johnson, Jan | 1/- | ... | ... | ... | P | INJ | INJ | INJ | | | | | |
| Johnson, Juwan | 6/- | P | P | P | P | P | P | P | | | | | |
| Julius, Joey | 6/- | P | P | P | P | P | P | P | | | | | |
| Laurent, Wendy | 6/- | P | P | P | P | P | P | P | | | | | |
| Mahon, Brendan | 6/6 | ST | ST | ST | ST | ST | ST | ST | | | | | |
| McGovern, C. | 6/2 | P | P | P | P | P | ST | ST | | | | | |
| McPhearson, J. | 1/- | ... | ... | ... | ... | ... | ... | P | | | | | |
| McSorley, Trace | 6/6 | ST | ST | ST | ST | ST | ST | ST | | | | | |
| Miller, Jarvis | 6/- | P | P | P | P | P | P | P | | | | | |
| Miller, Shareef | 6/- | P | P | P | P | P | P | P | | | | | |
| Monk, Ryan | 2/- | P | ... | ... | P | ... | ... | ... | | | | | |
| Monroe, Ayron | 2/- | ... | ... | ... | ... | ... | P | P | | | | | |
| Nelson, Andrew | 6/6 | ST | ST | ST | ST | ST | ST | ST | | | | | |
| Oruwaraye, A. | 4/- | P | P | P | P | P | ... | ... | | | | | |
| Palmer, Paris | 5/- | P | ... | P | P | P | P | P | | | | | |
| Pancoast, Tom | 6/- | P | P | P | P | P | P | P | | | | | |
| Pasquariello, D | 1/- | ... | ... | ... | ... | ... | ... | P | | | | | |
| Polk, Brandon | 3/- | P | P | P | ... | ... | ... | ... | | | | | |
| Reid, John | 6/6 | ST | ST | ST | ST | ST | ST | ST | | | | | |
| Robinson, Andre | 5/- | P | P | P | P | P | P | ... | | | | | |
| Sanders, Miles | 5/- | P | P | P | P | P | ... | P | | | | | |
| Schwan, Evan | 5/4 | ST | ST | ... | P | ST | ST | ST | | | | | |
| Scott, Nick | 6/- | P | P | P | P | P | P | P | | | | | |
| Sickels, G. | 6/6 | ST | ST | ST | ST | ST | ST | ST | | | | | |
| Simpson, Zach | 4/- | ... | ... | P | P | P | P | P | | | | | |
| Smith, Brandon | 6/2 | P | P | P | ST | ST | ST | P | | | | | |
| Smith, Jordan | 5/- | P | ... | P | P | P | P | P | | | | | |
| Stevens, Tommy | 2/- | P | ... | ... | ... | ... | ... | P | | | | | |
| Taylor, Garrett | 6/- | P | P | P | P | P | P | P | | | | | |
| Thomas, J. | 3/- | P | ... | P | ... | ... | P | ... | | | | | |
| Thompkins, D. | 6/5 | P | ST | ST | ST | ST | ST | ST | | | | | |
| Walker, Von | 6/- | P | P | P | P | P | P | P | | | | | |
| Wartman-White, N | 3/3 | ST | ST | ST | INJ | INJ | INJ | INJ | | | | | |
| White, Antoine | 6/- | P | P | P | P | P | P | P | | | | | |
| Windsor, Robert | 6/- | P | P | P | P | P | P | P | | | | | |
| Wright, Chasz | 6/- | P | P | P | P | P | P | P | | | | | |
| Yazujian, Tyler | 6/- | P | P | P | P | P | P | P | | | | | |

KEY: ST - Start|P - Participated |(-) - Non-Participant|INJ - Injured

OVERALL TEAM STATISTICS

| Team Statistics | PSU | OPP |
|-------------------------|--------------|--------------|
| SCORING | 183 | 171 |
| Points Per Game | 30.5 | 28.5 |
| Points Off Turnovers | 20 | 42 |
| FIRST DOWNS | 119 | 115 |
| Rushing | 54 | 58 |
| Passing | 48 | 48 |
| Penalty | 17 | 9 |
| RUSHING YARDAGE | 913 | 1253 |
| Yards gained rushing | 1148 | 1447 |
| Yards lost rushing | 235 | 194 |
| Rushing Attempts | 224 | 260 |
| Average Per Rush | 4.1 | 4.8 |
| Average Per Game | 152.2 | 208.8 |
| TDs Rushing | 13 | 14 |
| PASSING YARDAGE | 1436 | 1036 |
| Comp-Att-Int | 103-178-3 | 105-169-6 |
| Average Per Pass | 8.1 | 6.1 |
| Average Per Catch | 13.9 | 9.9 |
| Average Per Game | 239.3 | 172.7 |
| TDs Passing | 8 | 6 |
| TOTAL OFFENSE | 2349 | 2289 |
| Total Plays | 402 | 429 |
| Average Per Play | 5.8 | 5.3 |
| Average Per Game | 391.5 | 381.5 |
| KICK RETURNS: #-Yards | 21-424 | 15-283 |
| PUNT RETURNS: #-Yards | 17-99 | 10-95 |
| INT RETURNS: #-Yards | 6-52 | 3-39 |
| KICK RETURN AVERAGE | 20.2 | 18.9 |
| PUNT RETURN AVERAGE | 5.8 | 9.5 |
| INT RETURN AVERAGE | 8.7 | 13.0 |
| FUMBLES-LOST | 15-8 | 6-3 |
| PENALTIES-Yards | 30-280 | 49-461 |
| Average Per Game | 46.7 | 76.8 |
| PUNTS-Yards | 32-1302 | 31-1246 |
| Average Per Punt | 40.7 | 40.2 |
| Net punt average | 35.2 | 35.7 |
| KICKOFFS-Yards | 37-2287 | 34-2013 |
| Average Per Kick | 61.8 | 59.2 |
| Net kick average | 40.0 | 38.6 |
| TIME OF POSSESSION/Game | 27:05 | 32:55 |
| 3RD-DOWN Conversions | 20/73 | 33/88 |
| 3rd-Down Pct | 27% | 38% |
| 4TH-DOWN Conversions | 7/10 | 5/11 |
| 4th-Down Pct | 70% | 45% |
| SACKS BY-Yards | 16-108 | 14-101 |
| MISC YARDS | 0 | 0 |
| TOUCHDOWNS SCORED | 22 | 21 |
| FIELD GOALS-ATTEMPTS | 10-10 | 8-10 |
| ON-SIDE KICKS | 0-0 | 0-0 |
| RED-ZONE SCORES | (21-25) 84% | (23-26) 88% |
| RED-ZONE TOUCHDOWNS | (12-25) 48% | (17-26) 65% |
| PAT-ATTEMPTS | (19-19) 100% | (21-21) 100% |
| ATTENDANCE | 390908 | 180302 |
| Games/Avg Per Game | 4/97727 | 2/90151 |
| Neutral Site Games | | 0/0 |

| Score by Quarters | 1st | 2nd | 3rd | 4th | OT | Total |
|-------------------|-----|-----|-----|-----|----|-------|
| Penn State | 34 | 44 | 47 | 52 | 6 | 183 |
| Opponents | 48 | 58 | 21 | 41 | 3 | 171 |



OVERALL INDIVIDUAL STATISTICS

| Rushing | gp-gs | att | gain | loss | net | avg | td | lg | avg/g |
|-------------------|-------|-----|------|------|------|-------|----|----|-------|
| Barkley, Saquon | 6-6 | 117 | 647 | 65 | 582 | 5.0 | 8 | 55 | 97.0 |
| McSorley, Trace | 6-6 | 67 | 314 | 128 | 186 | 2.8 | 3 | 26 | 31.0 |
| Sanders, Miles | 5-0 | 6 | 68 | 2 | 66 | 11.0 | 1 | 25 | 13.2 |
| Allen, Mark | 6-0 | 15 | 52 | 2 | 50 | 3.3 | 0 | 17 | 8.3 |
| Stevens, Tommy | 2-0 | 4 | 36 | 0 | 36 | 9.0 | 0 | 13 | 18.0 |
| Robinson, Andre | 5-0 | 9 | 31 | 2 | 29 | 3.2 | 1 | 12 | 5.8 |
| Hamilton, DaeSean | 6-6 | 1 | 0 | 12 | -12 | -12.0 | 0 | 0 | -2.0 |
| TEAM | 4-0 | 5 | 0 | 24 | -24 | -4.8 | 0 | 0 | -6.0 |
| Total | 6 | 224 | 1148 | 235 | 913 | 4.1 | 13 | 55 | 152.2 |
| Opponents | 6 | 260 | 1447 | 194 | 1253 | 4.8 | 14 | 44 | 208.8 |

| Passing | gp-gs | effic | comp-att-int | pct | yds | td | lg | avg/g |
|-----------------|-------|--------|--------------|------|------|----|----|-------|
| McSorley, Trace | 6-6 | 137.87 | 103-177-3 | 58.2 | 1436 | 8 | 80 | 239.3 |
| TEAM | 4-0 | 0.00 | 0-1-0 | 0.0 | 0 | 0 | 0 | 0.0 |
| Total | 6 | 137.09 | 103-178-3 | 57.9 | 1436 | 8 | 80 | 239.3 |
| Opponents | 6 | 118.24 | 105-169-6 | 62.1 | 1036 | 6 | 67 | 172.7 |

| Receiving | gp-gs | no. | yds | avg | td | lg | avg/g |
|--------------------|-------|-----|------|------|----|----|-------|
| Godwin, Chris | 6-6 | 23 | 325 | 14.1 | 2 | 52 | 54.2 |
| Gesicki, Mike | 6-6 | 23 | 277 | 12.0 | 2 | 53 | 46.2 |
| Thompkins, DeAndre | 6-5 | 18 | 328 | 18.2 | 1 | 70 | 54.7 |
| Hamilton, DaeSean | 6-6 | 18 | 204 | 11.3 | 1 | 45 | 34.0 |
| Barkley, Saquon | 6-6 | 11 | 143 | 13.0 | 1 | 40 | 23.8 |
| Blacknall, Saeed | 2-1 | 2 | 24 | 12.0 | 0 | 21 | 12.0 |
| Polk, Brandon | 3-0 | 2 | 18 | 9.0 | 0 | 14 | 6.0 |
| Allen, Mark | 6-0 | 2 | 5 | 2.5 | 0 | 4 | 0.8 |
| Charles, Irvin | 6-0 | 1 | 80 | 80.0 | 1 | 80 | 13.3 |
| Johnson, Juwan | 6-0 | 1 | 27 | 27.0 | 0 | 27 | 4.5 |
| Sanders, Miles | 5-0 | 1 | 3 | 3.0 | 0 | 3 | 0.6 |
| Robinson, Andre | 5-0 | 1 | 2 | 2.0 | 0 | 2 | 0.4 |
| Total | 6 | 103 | 1436 | 13.9 | 8 | 80 | 239.3 |
| Opponents | 6 | 105 | 1036 | 9.9 | 6 | 67 | 172.7 |

| Punt Returns | no. | yds | avg | td | lg |
|------------------|-----|-----|-------|----|----|
| Reid, John | 16 | 125 | 7.8 | 0 | 59 |
| Oruwariye, Amani | 1 | -26 | -26.0 | 0 | 0 |
| Total | 17 | 99 | 5.8 | 0 | 59 |
| Opponents | 10 | 95 | 9.5 | 0 | 53 |

| Interceptions | no. | yds | avg | td | lg |
|------------------|-----|-----|------|----|----|
| Smith, Brandon | 1 | 0 | 0.0 | 0 | 0 |
| Reid, John | 1 | 14 | 14.0 | 0 | 14 |
| Oruwariye, Amani | 1 | 30 | 30.0 | 1 | 30 |
| Golden, Malik | 1 | 8 | 8.0 | 0 | 8 |
| Bell, Brandon | 1 | 0 | 0.0 | 0 | 0 |
| Smith, Jordan | 1 | 0 | 0.0 | 0 | 0 |
| Total | 6 | 52 | 8.7 | 1 | 30 |
| Opponents | 3 | 39 | 13.0 | 0 | 22 |

| Kick Returns | no. | yds | avg | td | lg |
|-------------------|-----|-----|------|----|----|
| Sanders, Miles | 11 | 234 | 21.3 | 0 | 33 |
| Scott, Nick | 6 | 138 | 23.0 | 0 | 30 |
| Barkley, Saquon | 1 | 17 | 17.0 | 0 | 17 |
| Polk, Brandon | 1 | 35 | 35.0 | 0 | 35 |
| Hamilton, DaeSean | 1 | 0 | 0.0 | 0 | 0 |
| Buchholz, Ryan | 1 | 0 | 0.0 | 0 | 0 |
| Total | 21 | 424 | 20.2 | 0 | 35 |
| Opponents | 15 | 283 | 18.9 | 0 | 84 |

| Fumble Returns | no. | yds | avg | td | lg |
|----------------|-----|-----|------|----|----|
| Allen, Marcus | 1 | 6 | 6.0 | 0 | 6 |
| Reid, John | 1 | 4 | 4.0 | 0 | 4 |
| Total | 2 | 10 | 5.0 | 0 | 6 |
| Opponents | 3 | 38 | 12.7 | 1 | 20 |

OVERALL INDIVIDUAL STATISTICS

| Scoring | td | fg | PAT | | | dpx | saf | pts |
|--------------------|----|-------|-------|------|-----|-----|-----|-----|
| | | | kick | rush | rcv | | | |
| Barkley, Saquon | 9 | - | - | - | - | - | - | 54 |
| Davis, Tyler | - | 10-10 | 19-19 | - | - | - | - | 49 |
| McSorley, Trace | 3 | - | - | 0-1 | - | 1-1 | - | 18 |
| Godwin, Chris | 2 | - | - | - | - | - | - | 12 |
| Gesicki, Mike | 2 | - | - | - | - | - | - | 12 |
| Hamilton, DaeSean | 1 | - | - | - | 1 | - | - | 8 |
| Oruwariye, Amani | 1 | - | - | - | - | - | - | 6 |
| Charles, Irvin | 1 | - | - | - | - | - | - | 6 |
| Thompkins, DeAndre | 1 | - | - | - | - | - | - | 6 |
| Sanders, Miles | 1 | - | - | - | - | - | - | 6 |
| Robinson, Andre | 1 | - | - | - | - | - | - | 6 |
| Total | 22 | 10-10 | 19-19 | 0-1 | 1 | 1-1 | - | 183 |
| Opponents | 21 | 8-10 | 21-21 | - | - | - | - | 171 |

| Total Offense | g | plays | rush | pass | total | avg/g |
|-------------------|---|-------|------|------|-------|-------|
| McSorley, Trace | 6 | 244 | 186 | 1436 | 1622 | 270.3 |
| Barkley, Saquon | 6 | 117 | 582 | 0 | 582 | 97.0 |
| Sanders, Miles | 5 | 6 | 66 | 0 | 66 | 13.2 |
| Allen, Mark | 6 | 15 | 50 | 0 | 50 | 8.3 |
| Stevens, Tommy | 2 | 4 | 36 | 0 | 36 | 18.0 |
| Robinson, Andre | 5 | 9 | 29 | 0 | 29 | 5.8 |
| Hamilton, DaeSean | 6 | 1 | -12 | 0 | -12 | -2.0 |
| TEAM | 4 | 6 | -24 | 0 | -24 | -6.0 |
| Total | 6 | 402 | 913 | 1436 | 2349 | 391.5 |
| Opponents | 6 | 429 | 1253 | 1036 | 2289 | 381.5 |

| Field Goals | fg | pct. | 01-19 | 20-29 | 30-39 | 40-49 | 50-99 | lg | blk |
|--------------|-------|-------|-------|-------|-------|-------|-------|----|-----|
| Davis, Tyler | 10-10 | 100.0 | 1-1 | 4-4 | 3-3 | 2-2 | 0-0 | 40 | 0 |

| FG Sequence | Penn State | Opponents |
|-------------|----------------|---------------------|
| Kent State | (29),(28) | (26),(43),54 |
| Pitt | (38) | 50 |
| Temple | (40),(30) | (45),(34) |
| Michigan | (21) | - |
| Minnesota | (19),(27),(40) | (37),(35),(37),(46) |
| Maryland | (30) | - |

| Punting | no. | yds | avg | lg | tb | fc | i20 | 50+ | blk |
|----------------------|-----|------|------|----|----|----|-----|-----|-----|
| Gillikin, Blake | 29 | 1227 | 42.3 | 69 | 4 | 6 | 11 | 5 | 0 |
| Pasquariello, Daniel | 2 | 75 | 37.5 | 38 | 0 | 1 | 2 | 0 | 0 |
| TEAM | 1 | 0 | 0.0 | 0 | 0 | 0 | 0 | 0 | 1 |
| Total | 32 | 1302 | 40.7 | 69 | 4 | 7 | 13 | 5 | 1 |
| Opponents | 31 | 1246 | 40.2 | 50 | 2 | 9 | 5 | 1 | 0 |

| Kickoffs | no. | yds | avg | tb | ob | retn | net | ydln |
|--------------|-----|------|------|----|----|------|------|------|
| Julius, Joey | 37 | 2287 | 61.8 | 21 | 1 | | | |
| Total | 37 | 2287 | 61.8 | 21 | 1 | 18.9 | 40.0 | 25 |
| Opponents | 34 | 2013 | 59.2 | 11 | 1 | 20.2 | 38.6 | 26 |

Numbers in (parentheses) indicate field goal was made.

| All Purpose | g | rush | rcv | pr | kr | ir | total | avg/g |
|------------------|---|------|------|-----|-----|----|-------|-------|
| Barkley, Saquon | 6 | 582 | 143 | 0 | 17 | 0 | 742 | 123.7 |
| Thompkins, DeA | 6 | 0 | 328 | 0 | 0 | 0 | 328 | 54.7 |
| Godwin, Chris | 6 | 0 | 325 | 0 | 0 | 0 | 325 | 54.2 |
| Sanders, Miles | 5 | 66 | 3 | 0 | 234 | 0 | 303 | 60.6 |
| Gesicki, Mike | 6 | 0 | 277 | 0 | 0 | 0 | 277 | 46.2 |
| Hamilton, DaeS | 6 | -12 | 204 | 0 | 0 | 0 | 192 | 32.0 |
| McSorley, Trace | 6 | 186 | 0 | 0 | 0 | 0 | 186 | 31.0 |
| Reid, John | 6 | 0 | 0 | 125 | 0 | 14 | 139 | 23.2 |
| Scott, Nick | 6 | 0 | 0 | 0 | 138 | 0 | 138 | 23.0 |
| Charles, Irvin | 6 | 0 | 80 | 0 | 0 | 0 | 80 | 13.3 |
| Allen, Mark | 6 | 50 | 5 | 0 | 0 | 0 | 55 | 9.2 |
| Polk, Brandon | 3 | 0 | 18 | 0 | 35 | 0 | 53 | 17.7 |
| Stevens, Tommy | 2 | 36 | 0 | 0 | 0 | 0 | 36 | 18.0 |
| Robinson, Andre | 5 | 29 | 2 | 0 | 0 | 0 | 31 | 6.2 |
| Johnson, Juwan | 6 | 0 | 27 | 0 | 0 | 0 | 27 | 4.5 |
| Blacknall, Saeed | 2 | 0 | 24 | 0 | 0 | 0 | 24 | 12.0 |
| Golden, Malik | 5 | 0 | 0 | 0 | 0 | 8 | 8 | 1.6 |
| Oruwariye, Ama | 4 | 0 | 0 | -26 | 0 | 30 | 4 | 1.0 |
| TEAM | 4 | -24 | 0 | 0 | 0 | 0 | -24 | -6.0 |
| Total | 6 | 913 | 1436 | 99 | 424 | 52 | 2924 | 487.3 |
| Opponents | 6 | 1253 | 1036 | 95 | 283 | 39 | 2706 | 451.0 |



OVERALL DEFENSIVE STATISTICS

| ## | Defensive Leaders | gp-gs | Tackles | | | | tfl/yds | Sacks no-yds | Pass defense | | | Fumbles | | blkd | |
|-----------|----------------------|-------|---------|-----|-----|--------|---------|-----------------|--------------|------|------|---------|----|------|-----|
| | | | ua | a | tot | | | | int-yds | brup | qbh | rcv-yds | ff | kick | saf |
| 2 | Allen, Marcus | 6-6 | 30 | 27 | 57 | 4.0-10 | . | . | 2 | . | 1-6 | 1 | . | . | |
| 6 | Golden, Malik | 5-5 | 20 | 15 | 35 | 2.5-3 | . | . | 1-8 | 3 | . | . | . | . | |
| 47 | Smith, Brandon | 6-2 | 9 | 22 | 31 | 3.0-5 | . | . | 1-0 | 2 | . | . | . | . | |
| 43 | Bowen, Manny | 6-5 | 16 | 12 | 28 | 5.0-16 | 1.0-7 | . | . | 2 | 2 | . | . | . | |
| 29 | Reid, John | 6-6 | 12 | 10 | 22 | 2.0-10 | 0.5-3 | . | 1-14 | 3 | . | 1-4 | . | . | |
| 31 | Brown, Cam | 5-2 | 10 | 10 | 20 | 1.0-1 | . | . | . | . | . | . | . | . | |
| 19 | Brown, Torrence | 6-2 | 9 | 9 | 18 | 4.0-14 | 0.5-4 | . | . | . | 1-0 | 2 | . | . | |
| 11 | Bell, Brandon | 2-2 | 8 | 9 | 17 | . | . | . | 1-0 | . | . | . | . | . | |
| 90 | Sickels, Garrett | 6-6 | 8 | 8 | 16 | 3.5-24 | 2.5-20 | . | . | 1 | . | . | . | . | |
| 33 | Cooper, Jake | 5-2 | 4 | 11 | 15 | . | . | . | . | 1 | . | . | . | . | |
| 41 | Cothren, Parker | 6-6 | 3 | 12 | 15 | 3.5-11 | 1.0-4 | . | . | . | . | . | . | . | |
| 93 | White, Antoine | 6-0 | 6 | 9 | 15 | 1.5-10 | 1.5-10 | . | . | 1 | . | . | . | . | |
| 5W | Wartman-White, Nyeem | 3-3 | 8 | 6 | 14 | 3.5-8 | 0.5-4 | . | . | 2 | . | . | . | . | |
| 28 | Apke, Troy | 6-1 | 6 | 8 | 14 | . | . | . | . | . | . | . | . | . | |
| 48 | Miller, Shareef | 6-0 | 7 | 5 | 12 | 4.5-25 | 2.0-18 | . | . | . | . | . | . | . | |
| 30 | Givens, Kevin | 6-6 | 5 | 7 | 12 | 3.0-10 | 1.5-7 | . | . | . | . | . | . | . | |
| 54 | Windsor, Robert | 6-0 | 5 | 7 | 12 | 1.5-6 | 1.0-6 | . | . | 1 | . | . | . | . | |
| 7 | Farmer, Koa | 6-1 | 5 | 7 | 12 | 2.0-7 | 1.0-5 | . | . | 1 | . | 1 | . | . | |
| 1 | Campbell, Christian | 5-3 | 7 | 5 | 12 | 1.0-4 | . | . | . | 2 | . | . | . | . | |
| 40 | Cabinda, Jason | 1-1 | 5 | 6 | 11 | . | . | . | . | . | . | . | . | . | |
| 94 | Schwan, Evan | 5-4 | 7 | 4 | 11 | 3.0-16 | 2.0-13 | . | . | . | . | . | . | . | |
| 15 | Haley, Grant | 4-3 | 3 | 6 | 9 | . | . | . | . | . | . | . | . | . | |
| 97 | Buchholz, Ryan | 6-0 | 3 | 5 | 8 | 1.5-8 | 1.0-7 | . | . | 1 | . | . | . | . | |
| 21 | Oruwarife, Amani | 4-0 | 4 | 4 | 8 | . | . | . | 1-30 | . | . | . | . | . | |
| 1S | Smith, Jordan | 5-0 | 2 | 5 | 7 | 1.0-5 | . | . | 1-0 | 2 | . | . | . | . | |
| 56 | Chavis, Tyrell | 6-0 | 1 | 6 | 7 | 1.0-2 | . | . | . | . | . | . | . | . | |
| 4 | Scott, Nick | 6-0 | 1 | 4 | 5 | . | . | . | . | . | . | . | . | . | |
| 23 | Monroe, Ayrton | 2-0 | 2 | 2 | 4 | . | . | . | . | . | . | . | . | . | |
| 25 | Walker, Von | 6-0 | 3 | . | 3 | . | . | . | . | . | . | . | . | . | |
| 84 | Johnson, Juwan | 6-0 | 1 | 1 | 2 | . | . | . | . | . | . | . | . | . | |
| 3 | Thompkins, DeAndre | 6-5 | 2 | . | 2 | . | . | . | . | . | . | . | . | . | |
| 36 | Johnson, Jan | 1-0 | 1 | 1 | 2 | . | . | . | . | . | . | . | . | . | |
| 52 | Cothran, Curtis | 2-0 | . | 2 | 2 | . | . | . | . | . | . | . | . | . | |
| 9J | Julius, Joey | 6-0 | 2 | . | 2 | . | . | . | . | . | . | . | . | . | |
| 9M | Miller, Jarvis | 6-0 | 1 | 1 | 2 | . | . | . | . | . | . | . | . | . | |
| 5B | Bates, Ryan | 6-6 | 1 | . | 1 | . | . | . | . | . | . | . | . | . | |
| 1C | Charles, Irvin | 6-0 | 1 | . | 1 | . | . | . | . | . | . | . | . | . | |
| 17 | Taylor, Garrett | 6-0 | . | 1 | 1 | . | . | . | . | . | . | . | . | . | |
| 5 | Hamilton, DaeSean | 6-6 | 1 | . | 1 | . | . | . | . | . | . | . | . | . | |
| 39 | McPhearson, Josh | 1-0 | . | 1 | 1 | . | . | . | . | . | . | . | . | . | |
| Total | | 6 | 219 | 248 | 467 | 52-195 | 16-108 | 6-52 | 18 | 8 | 3-10 | 4 | . | . | |
| Opponents | | 6 | 221 | 186 | 407 | 43-201 | 14-101 | 3-39 | 18 | 8 | 8-38 | 9 | 1 | . | |