



2014-15 @PENNSTATEMBB NOTES

GoPSUsports.com



/pennstatebasketball



@PennStateMBB

CONTACT: Alissa Clendenen | 814-863-3163 (o) | 814-777-5126 (c) | @GoPSUALissaC

NO. 13 SEED

NO. 12 SEED

PENN STATE vs. NEBRASKA

Wednesday, March 11, 2015 | 4:30 p.m. ET | United Center | Chicago

GAME 32: BIG TEN TOURNAMENT FIRST ROUND

SCHEDULE/RESULTS

DATE	OPPONENT	TV	TIME/RESULT
N14 Fri.	MORGAN STATE	BTN+	W, 61-48
N16 Sun.	FORDHAM	BTN	W, 73-54
N20 Thu.	vs. Charlotte ¹	ESPNU	L, 106-97 (2ot)
N21 Fri.	vs. Cornell ¹	ESPN3	W, 72-71
N23 Sun.	Southern California ¹	ESPN3	W, 63-61
N25 Tue.	AKRON ²	ESPN3	W, 78-72
N28 Fri.	at Bucknell	--	W, 88-80
D3 Wed.	VIRGINIA TECH ³	ESPNU	W, 61-58
D6 Sat.	at Marshall	CBS	W, 73-69
D10 Wed.	DUQUESNE	BTN	W, 64-62
D14 Sun.	GEORGE WASHINGTON	ESPN3	W, 64-51
D20 Sat.	DREXEL (PPL Center)	ESPN3	W, 73-68
D22 Mon.	DARTMOUTH	BTN+	W, 69-49
D31 Wed.	at No. 4 Wisconsin	BTN	L, 89-72
J3 Sat.	at Rutgers	ESPN2	L, 50-46
J6 Tue.	MICHIGAN	BTN	L, 73-64
J13 Tue.	at Indiana	BTN	L, 76-73
J17 Sat.	PURDUE	ESPNU	L, 84-77 (ot)
J21 Wed.	at Michigan State	BTN	L, 66-60
J24 Sat.	RUTGERS	ESPNU	W, 79-51
J28 Wed.	MINNESOTA	BTN	W, 63-58
J31 Sat.	at Illinois	BTN	L, 60-58
F4 Wed.	at No. 17 Maryland	BTN	L, 64-58
F7 Sat.	NEBRASKA	ESPNU	W, 56-43
F11 Wed.	at No. 23 Ohio State	BTN	L, 75-55
F14 Sat.	No. 19 MARYLAND	BTN	L, 76-73
F18 Wed.	No. 5 WISCONSIN	BTN	L, 55-47
F21 Sat.	at Northwestern	ESPNU	L, 60-39
F28 Sat.	IOWA	ESPNU	L, 81-77 (ot)
M4 Wed.	No. 23 OHIO STATE	BTN	L, 77-67
M8 Sun.	at Minnesota	BTN	W, 79-76

BIG TOURNAMENT - Chicago, Ill. (United Center)

M11 Wed.	No. 12 seed Nebraska	ESPN2	4:30 p.m.
M12 Thu.	No. 5 seed Iowa	BTN	approx. 2:30 p.m.
M13 Fri.	No. 4 seed Purdue	ESPN	approx. 2:30 p.m.
M14 Sat.	Semifinals		
M15 Sun.	Final		

- 1 - Charleston Classic (Charleston, S.C.)
- 2 - Charleston Classic (University Park, Pa.)
- 3 - B1G/ACC Challenge (University Park, Pa.)

All times Eastern

SINGLE PLAYS

Home	Away
Michigan	Indiana
Purdue	Michigan State
Nebraska	Illinois
Iowa	Northwestern

PENN STATE NITTANY LIONS



2014-15 Record: 16-15, 4-14 Big Ten

Last Game W, 79-76 at Minnesota

Head Coach Patrick Chambers
 Career Record 96-102/6th season
 Record @ PSU 54-74/4th season

Top Players
 D.J. Newbill (20.7 ppg, 4.8 rpg, 3.2 apg)
 Brandon Taylor (9.3 ppg, 5.3 rpg)

NEBRASKA CORNHUSKERS



2014-15 Record: 13-17, 5-13 Big Ten

Last Game L, 64-61 vs. Maryland

Head Coach Tim Miles
 Career Record 329-268/20th season
 Record @ School 46-48/3rd season

Top Players
 Terran Petteway (17.8 ppg, 2.8 apg)
 Shavon Shields (15.3 ppg, 5.9 rpg)

GAMEDAY INFO



TV Mike Tirico (play-by-play)
 Dan Dakich (analysis)
 Quint Kessenich (sideline)

Radio Penn State Sports Network
 Steve Jones (play-by-play)
 Dick Jerardi (analysis)

Sirius / XM 84 / 84
 Series Series is tied, 5-5
 Live Stats GoPSUsports.com
 Twitter @PennStateMBB

QUICK HITS

- Penn State begins play as the No. 13 seed in the Big Ten Tournament, taking on 12th-seeded Nebraska at 4:30 p.m. ET Wednesday from the United Center in Chicago. The game will air on ESPN2. The winner will take on fifth-seeded Iowa at approximately 2:30 p.m. ET Thursday in the second of four second-round games.
- The Nittany Lions downed Nebraska, 56-43, in the lone regular-season meeting Feb. 7 in University Park. Both teams struggled to get back in the win column after with Huskers dropping each of their eight games since and Penn State ending a six-game skid with a 79-76 victory at Minnesota Sunday.
- **D.J. NEWBILL** was selected by both coaches and media to the All-Big Ten Second Team Monday. He also was a second-team honoree a year ago and an honorable mention selection in 2012-13. He is the first player to lead the league in scoring and not be named to the first team since 2006.
- Penn State is 9-17 in the Big Ten Tournament since the event began in 1998. The Lions have one appearance in the championship game (2011).
- Eight players on the 2014-15 roster have seen action in the league tourney, led by **ROSS TRAVIS'** three appearances. **D.J. NEWBILL** has averaged 18.0 ppg in two tournament games. [MORE: Page 6]
- **D.J. NEWBILL** passed both 600 (641) points on the season and 2,000 (2,042) for his career vs. Ohio State March 4. He has led the Big Ten in scoring since the season tipped off, averaging 20.7 ppg to lead all NCAA players from Power 5 conferences and own the No. 7 spot in Division I. He is fourth in Penn State career scoring, after three seasons, and owns two spots in single-season scoring records. [MORE: 17-18]
- The Nittany Lions earned their 16th win of the season at Minnesota Sunday. They ended the 2013-14 season with 16 wins, making this the first time a PSU team has reached at least 16 wins in back-to-back campaigns since the 2000 and 2001 seasons. [MORE: Page 3]
- In the last four games, there are three players averaging in double figures. Newbill is producing 17.5 ppg with 10+ points of support from **GENO THORPE** (12.5) and **SHEP GARNER** (11.3).

POSSIBLE STARTERS

last game starters



33
Shep GARNER Fr. | G
9.1 ppg, 2.8 rpg, 2.4 apg



2
D.J. NEWBILL Sr. | G
20.7 ppg, 4.8 rpg, 3.2 apg



13
Geno THORPE So. | G
8.8 ppg, 2.5 rpg, 1.0 spg



43
Ross TRAVIS Sr. | F
5.1 ppg, 6.3 rpg



32
Jordan DICKERSON Jr. | C
2.6 ppg, 3.4 rpg, 1.6 bpg

TABLE OF CONTENTS

	PLAYER PAGES	STATISTICS
Schedule, Results & Main Storylines	13-27	29-46
Gameday Info	13	Records Watch
Team Notes	14	2014-15 Statistics & Leaders
Player Spotlights	15	2014-15 Big Ten Stats & Starters
B1G Tourney Info	16	Highs & Lows
Misc Notes	17	Specialty Stats/Charting PSU
Roster, Breakdown & Headshots	18	The Last Time
	19	BOX SCORES
	20	
	21-22	
	23	
	24	
	25	
	26	
	27	
	28	

#PSUMBB

GAMEDAY INFO

THE MATCHUP

SCOUTING NEBRASKA

- The Huskers are 13-17 on the season and finished the Big Ten slate with a 5-13 record after dropping each of their last eight games. They concluded the regular season with a 64-61 setback vs. No. 10 Maryland in Lincoln.
- Nebraska's eight-game skid began with Penn State's 56-43 victory Feb. 7 in the BJC. The three-point loss to the Terps was the closest decision of the stretch with the eight games being decided by an average of 13.3 points.
- Terran Petteway is fourth in the league in scoring with 17.8 ppg on the season. Shavon Shields also is scoring in double-figures with 15.3 ppg and a team-leading 5.9 rebounds per game.

SERIES HISTORY

- The all-time series with Nebraska is tied 5-5 after the Nittany Lions' 56-43 victory Feb. 7 in the Bryce Jordan Center.
- All but three of 10 meetings have taken place once the Huskers were in the Big Ten. Penn State was 2-1 prior to being league foes; 3-4 since.
- Both teams are 4-1 when playing on their respective home courts. This will be the first neutral-site meeting between Penn State and Nebraska. The teams have met once in the postseason with the Lions capturing a 1995 NIT Tournament game in Lincoln, 65-59.
- Three of the last five meetings in the series have been decided by six points or fewer.

LAST TIME VS. THE HUSKERS

UNIVERSITY PARK (Feb. 7, 2015) - Geno Thorpe scored 14 points, Brandon Taylor and D.J. Newbill had 11 as Penn State was able to take advantage of Nebraska's cold shooting to beat the Huskers 56-43. The teams combined for just 35 first-half points before picking up the pace in the second half. Nebraska shot 15 of 51 from the field and just 2 of 20 from 3-point range. Nebraska (13-10, 5-6 Big Ten) trailed by as many as 11 points late in the game but closed to within 44-41 before Penn State (15-9, 3-8) pulled away with just over 3 minutes to play. [MORE/BOX: Page 38]

14-15 NITTANY LIONS VS. NEBRASKA

Thirteen players on the current roster have seen action against the Huskers, including 11 in the lone regular-season meeting Feb. 7. D.J. Newbill is the leading scorer among current players, averaging 14.4 ppg over five appearances. He scored 17 points in each of the last two games played in Lincoln. Ross Travis is the top rebounder with 4.7 per game through seven career games.

AT A GLANCE

#	PLAYER	GP-GS	PPG	RPG	MISC	SEASON NOTES
0	Payton Banks (6-6, 220, F, R-Fr.)	27-0	1.8	1.4	9.2 mins	Career-high 9 pts vs Minnesota; All but four FGs from 3-range (11/15)
1	John Johnson (6-1, 185, G, Sr.)	16-0	7.4	1.7	43% FG	As of 1/12: suspended from team; Scored 10+ in 5 gms
2	D.J. Newbill (6-4, 205, G, Sr.)	31-31	20.7	4.8	3.3 apg	2,041 NCAA career pts; No. 4 in PSU career pts; 600+ last 2 seasons
3	Devin Foster (6-2, 205, G, Jr.)	16-0	2.8	1.8	77% FT	Was averaging 5.0 ppg before knee injury; Sportscenter Top play at MSU
5	Donovan Jack (6-9, 210, F, Jr.)	31-12	3.6	2.8	23 blocks	No. 8 PSU career blocks (79); 2nd on team in blocks (23)
10	Brandon Taylor (6-6, 225, F, Jr.)	29-25	9.3	5.3	20 blocks	2nd in scoring/rebounds; Team's only D-D of season vs Drexel
13	Geno Thorpe (6-3, 180, G, So.)	31-14	8.8	2.5	86% FT	Last 4 gms: 2nd on team w/ 12.5 ppg; No. 3 B1G FT%; Led team in scoring 3x
14	Kevin Montminy (6-3, 185, G, Sr.)	5-1	0.0	0.0	--	Made 1st career start vs. OSU; 4.0 GPA last 6 semesters
21	Isaiah Washington (6-3, 160, G, Fr.)	1-0	1.0	0.0	1-2 FTs	Scored first PSU point on FT vs. Fordham; Redshirt candidate
32	Jordan Dickerson (7-1, 245, C, Jr.)	31-16	2.6	3.4	1.6 bpg	No. 9 PSU career blocks (78); Leads team (49); 16 multi-block games
33	Shep Garner (6-1, 185, G, Fr.)	31-30	9.1	2.8	2.4 apg	Last 4 gms: 3rd in scoring w/ 11.3 ppg; 10+ in 17 career games
34	Alan Wisniewski (6-10, 235, F, Sr.)	10-1	0.2	0.6	1-1 FGs	Made 1st career start vs. OSU; First FG of season w/ hook shot at OSU
43	Ross Travis (6-6, 225, F, Sr.)	31-24	5.1	6.3	21 steals	No. 3 in PSU career rbd (797); Season-high 14 pts vs BUCK, IU, OSU
44	Julian Moore (6-10, 235, C, R-Fr.)	30-1	1.5	1.7	10 blocks	Multi-block gm @ MINN (2); First start vs. Iowa; Career-high 10 pts at Illinois

PLAYER	GP-GS	PPG	RPG	MISC.	PTS HIGH
D.J. Newbill	5-5	14.4	4.4	2.0 apg	17(2x), last at NEB 2/20/14
Shep Garner	1-1	9.0	4.0	5.0 apg	9, vs NEB 2/7/15
John Johnson	2-0	9.0	2.0	3 assts	13, vs NEB 1/23/14
Brandon Taylor	5-5	7.0	3.0	2 steals	11 (2x), last vs NEB 2/7/15
Geno Thorpe	3-1	6.0	2.0	5-6 FTs	14 vs NEB, 2/7/15
Ross Travis	7-4	4.9	4.7	44 FG%	8 (2x), last at NEB 2/20/14
Devin Foster	1-0	4.0	4.0	16 mins	4, vs NEB 2/7/15
Donovan Jack	4-2	3.5	4.5	2 blocks	7, vs NEB 1/23/14
Alan Wisniewski	4-0	2.0	2.3	7 OffRbs	6, at NEB 2/9/13
Julian Moore	1-0	2.0	3.0	7 mins	2, vs NEB 2/7/15
Kevin Montminy	4-0	0.8	0.0	3 pts	3, vs NEB 1/19/13
Jordan Dickerson	3-1	0.7	4.0	2.0 bpg	--
Payton Banks	1-0	0.0	3.0	13 mins	--

THREE NOTABLE GAMES

Jan. 23, 2014 (PSU, 58-54): Led by D.J. Newbill's 16 points, four Penn State players posted double-figure scoring efforts as the Lions snapped a six-game losing streak with a 58-54 win over Nebraska at the Bryce Jordan Center.

Jan. 11, 2012 (NEB, 70-58): Tim Frazier tallied a career-high 30 points, but Nebraska used 10-0 and 8-0 runs in the first half to build an early lead and take a 70-58 win for the Cornhuskers' first Big Ten victory.

March 21, 1995 (PSU, 65-59): The Nittany Lions used Rahsaan Carlton's 19 points to top Nebraska 65-59 in the NIT Second Round in Lincoln, Neb. The teams were tied at 36 at halftime, but three Lion players put up double-digits for the win. Penn State went on to finish third in the NIT that year, its second of four trips to Madison Square Garden.

LAST TIME IN THE B1G TOURNEY

INDIANAPOLIS, Ind. (March 13, 2014) - D.J. Newbill had 16 points and Tim Frazier added 11 for Penn State, who fell to Minnesota 63-56 in the Big Ten tournament opening round March 13. 10th-seeded Penn State (15-17) struggled shooting the ball, making only 32.2 percent from the field. Austin Hollins scored 18 points, Deandre Mathieu added 13 and Andre Hollins hit a late 3-pointer to help Minnesota edge the Nittany Lions. Penn State got within three just before halftime and within 58-54 with 2:35 to go, but Andre Hollins made a free throw and hit the 3 in the final minute to close it out. The Nittany Lions finally roared back late, cutting a 51-38 deficit to 58-54 on two free throws from Brandon Taylor made two free throws with 2:35 to go.



The 2015 event marks the 18th Big Ten Men's Basketball Tournament.

The event features a five-day format for the first time. The top-four seeds received first- and second-round byes into Friday's quarter-finals.

Six programs have won the Big Ten Tournament. Ohio State and Michigan State have each claimed four titles. Illinois, Iowa and Wisconsin have each won the championship twice, and Purdue has won the tourney once.

Every game will be nationally televised on either CBS, ESPN or ESPN2 and BTN. Since the event's inception in 1998, every tournament contest has been televised.

TALE OF THE TAPE

PENN STATE		NEBRASKA		
AVG	B1G	STAT (14-15)	AVG	B1G
67.1	63.5	Points Per Game	61.3	57.1
66.5	67.4	Opponent Points Per Game	63.0	63.9
42.4	41.5	Field-Goal Percentage	41.6	40.6
40.7	43.1	Opponent Field-Goal Percentage	40.3	42.0
6.6	6.2	3-pointers Per Game	5.2	4.8
32.7	32.6	3-point Field Goal Percentage	28.3	26.5
32.9	35.1	Opponent 3-point Field Goal %	33.2	36.1
69.6	69.3	Free-Throw Percentage	70.7	67.8
35.5	32.9	Rebounds Per Game	32.4	30.3
34.7	33.7	Opponent Rebounds Per Game	35.0	34.8
10.0	9.9	Assists Per Game	10.1	9.9
12.6	12.1	Turnovers Per Game	12.5	10.8
5.9	5.9	Steals Per Game	6.2	5.9
3.8	3.3	Blocks Per Game	2.9	2.5

B1G STANDINGS (final reg. season)

	Overall		Conference	
	W-L	%	W-L	%
Wisconsin*	28-3	.903	16-2	.889
Maryland	26-5	.839	14-4	.778
Iowa	21-10	.677	12-6	.667
Michigan State	21-10	.677	12-6	.667
Purdue	20-11	.645	12-6	.667
Ohio State	22-9	.710	11-7	.611
Illinois	19-12	.613	9-9	.500
Indiana	19-12	.613	9-9	.500
Michigan	15-15	.500	8-10	.444
Minnesota	17-14	.548	6-12	.333
Northwestern	15-16	.484	6-12	.333
Nebraska	13-17	.433	5-13	.278
PENN STATE	16-15	.516	4-14	.222
Rutgers	10-21	.323	2-16	.111

ALL-TIME VS. THE B1G

TEAM	RECORD	LAST
Illinois	13-28	ILL, 60-58 (1/31/15)
Indiana	10-35	IU, 76-73 (1/13/2015)
Iowa	13-27	IOWA, 81-77 (ot) (2/28/15)
Maryland	8-11	MD, 76-73 (2/14/2015)
Michigan	12-31	MICH, 73-64 (1/6/2015)
Michigan State	7-34	MSU, 66-60 (1/21/15)
Minnesota	12-32	PSU, 79-76 (3/8/2015)
Nebraska	5-5	PSU, 56-43 (2/7/2015)
Northwestern	28-16	NU, 60-39 (2/21/15)
Ohio State	15-34	OSU, 77-67 (3/4/2015)
Purdue	12-31	PUR, 84-77 (1/17/2015)
Rutgers	38-30	PSU, 79-51 (1/24/2015)
Wisconsin	10-33	WIS, 55-47 (2/18/2015)

TEAM NOTABLES

16 WINS | With 16 wins, Penn State and head coach Patrick Chambers have reached a victory mark topped just three times in this millennium (21, 2000-01; 27, 2008-09; 19, 2010-11). The Nittany Lions ended the 2013-14 season with 16 wins, making this the first time a PSU team has reached at least 16 wins in back-to-back campaigns since the 2000 and 2001 seasons.

.500 | The Nittany Lions have not fallen below .500 the entire season. They evened out at 15-15 before earning the win at Minnesota for their first regular-season finish above .500 since 2011 and for just the fifth time since 2000.

FINALE VICTORY | The win over Minnesota Sunday marked the first season-ending win under head coach Patrick Chambers and the first for the program since 2011 when the Nittany Lions also knocked off Minnesota. Penn State has ended the regular season on a high note just four times in the last 16 seasons (2003, 2008, 2011 and 2015).

LAST FOUR GAMES | In the last four games, there are three players are averaging in double figures. D.J. Newbill is producing 17.5 ppg with 10+ points of support from Geno Thorpe (12.5) and Shep Garner (11.3). After seeing his average dip to 6.3 rebounds per game, Ross Travis has been grabbing 7.3 over the last four games, to go with 9.5 ppg (up from season average of 5.1).

LINEUPS | Patrick Chambers has placed eight different starting lineups on the court this season, including a different one in each of the last three games. Four lineup combos have earned a win in their first time on the court, most recently with Shep Garner, D.J. Newbill, Geno Thorpe, Ross Travis and Jordan Dickerson on Sunday at Minnesota.

NATIONAL POLLS

AP TOP 25 (March 9)

1	Kentucky (65)	31-0	1,625
2	Duke	28-3	1,544
3	Virginia	28-2	1,454
4	Villanova	29-2	1,444
5	Arizona	28-3	1,360
6	Wisconsin	28-3	1,344
7	Gonzaga	30-2	1,229
8	Maryland	26-5	1,103
9	Kansas	24-7	1,040
10	Northern Iowa	30-3	1,037
11	Notre Dame	26-5	1,026
12	Wichita St	28-4	797
13	Iowa State	22-8	786
14	Louisville	24-7	780
15	Oklahoma	21-9	772
16	Baylor	23-8	701
17	Utah	23-7	587
18	West Virginia	23-8	525
19	North Carolina	21-10	406
20	SMU	24-6	339
21	Arkansas	24-7	300
22	Butler	22-9	287
23	Georgetown	20-9	223
24	Davidson	23-6	99
25	Boise State	24-7	82

Others receiving votes: Oregon 69, Providence 63, Ohio State 40, BYU 18, Michigan St 15, LSU 8, Iowa 7, St. John's 6, San Diego St 3, Stephen F. Austin 2, Valparaiso 1, Dayton 1, North Florida 1, Purdue 1

USA TODAY COACHES POLL (March 9)

1	Kentucky (32)	31-0	800
2	Duke	28-3	754
3	Villanova	29-2	716
4	Virginia	28-2	707
5	Wisconsin	28-3	686
6	Arizona	28-3	650
7	Gonzaga	30-2	611
8	Maryland	26-5	547
9	Notre Dame	26-5	518
10	Kansas	24-7	492
11	Northern Iowa	30-3	485
12	Wichita St	28-4	390
13	Louisville	24-7	386
14	Oklahoma	21-9	378
15	Iowa State	22-8	377
16	Baylor	23-8	318
17	Utah	23-7	300
18	West Virginia	23-8	241
19	North Carolina	21-10	186
20	Arkansas	24-7	167
21	SMU	24-6	162
22	Butler	22-9	138
23	Georgetown	20-9	99
24	Davidson	23-6	59
25	San Diego St	24-7	40

Others receiving votes: Providence 38, Boise State 30, Michigan St 21, Oregon 21, Ohio State 20, Stephen F. Austin 13, Purdue 8, Texas A&M 7, BYU 7, Murray St 6, LSU 6, Texas 6, Dayton 4, Valparaiso 4, Iowa 2

RATINGS PERCENTAGE INDEX

SOURCE	RANK	SOS
KenPom	94	59
ESPN	116	90
Yahoo	121	81

SOURCE	RANK	SOS
NCAA	120	--
RealTime	130	80
thru 3/8 games		

SCORING DEFENSE | In 12 of 18 Big Ten games, Penn State held its opponent below their season scoring average, including 10 of the last 13. The Nittany Lions limited Nebraska to 43 points Feb. 7, a season-best 20.7 points below their season average of 63.7 points per game on the year.

The Huskers had 13 first-half points in that game, marking the fewest points by an opponent in the opening frame since 12/12/07 when Princeton scored 11. The Nittany Lions held Nebraska without a made field goal for a stretch of 11:16 of game action in the first half. The Huskers' 43 points in the game were the fewest by a PSU opponent this season and the second-lowest scoring output for any team in the Big Ten during league action.

FIELD-GOAL DEFENSE | Penn State's opponents are scoring on 40.7 percent of their total shots, a defensive mark which stand as fifth all-time since 1965 (among full-season figures) and the lowest since the 1994-95 campaign (40.5). In league games only, the 43.1 field-goal percentage is tied for second since Penn State joined the Big Ten, while the 67.4 ppg is the sixth-lowest average. [Page 137 of Media Guide]

BLOCK PARTY | Penn State now has three players in the Penn State Top 11 in the category. Donovan Jack owns the No. 8 spot (79), while Dickerson own the No. 9 position with 78. Brandon Taylor is close behind at No. 11 with 69 career blocks. Dickerson is averaging 1.4 blocks in his Penn State career, putting up 78 through 56 career games. Jack tallied 53 blocks last season. With 49, Dickerson is one block away from giving Penn State its first back-to-back seasons with a player who produced 50-plus blocks since 2000 and 2001. [MORE: Page 25]

VS. RANKED TEAMS | Penn State has faced a team ranked in the Top 25 at the time of meeting six times this season, falling twice to Wisconsin, Maryland and Ohio State. Five of the Nittany Lions' 2014-15 opponents are currently ranked, or receiving votes, in the AP and/or USA Today polls and nine have been ranked at some point this season.

SHARE THE LOVE | In Penn State's win over Minnesota Jan. 28, nine players saw action and all tallied at least three points. Four players produced or tied career highs in scoring, while the defense posted a season high in steals and helped limit the Gophers to 19.5 points below their season average. [MORE: Page 36]

40 MINUTES | Patrick Chambers said after the Rutgers game Jan. 24 was the first time the Nittany Lions had played 40 full minutes of Penn State basketball. It resulted in 51 percent shooting, a season-high 18 assists, 10 3-pointers and the six-largest win over a Big Ten team in program history. [MORE: Page 36]

ONE-POSSESSION GAMES | Eight games this season have been separated by one possession with Penn State winning the first four in non-conference play before falling in the next three, all to Big Ten teams. The win over Minnesota Sunday was the first victory over a league team by three or fewer points.

FIVE-POINT GAMES | Through 31 games, Penn State has had 13 decided by five points or fewer, winning each of the first six plus both decisions over Minnesota to stand at 8-5. The five losses have been separated by four (Rutgers, Iowa), three (Indiana and Maryland) and two (Illinois) points. Last season, the Lions were 4-8 in regular-season games decided by the same margin.

SINGLE-DIGIT SEPARATION | Twelve of Penn State's 18 Big Ten games were decided by single digits, tied for the second-most of any league team behind Purdue (13). On the season, 21 overall games have been decided by nine or fewer points (10-11).

BENCH MOB | The PSU bench - which has dubbed itself the Bench Mob - is averaging 18.9 ppg this season, up from 14.7 ppg last season, and has outscored the opponent's bench in 15 games. Reserve players have combined to score more than 30 points in four games this season: Duquesne (35), Michigan (33), Marshall (32) and Dartmouth (31). [MORE: Page 28]

WIN STREAK | Wisconsin snapped Penn State's 10-game winning streak in the league opener Dec. 31, which was the longest for a PSU team since the 1995-96 squad opened the year going 13-0.

NON-CONFERENCE WINS | The 12 non-conference wins were the most for the Nittany Lions in program history, breaking the previous high of 11 set during the 2008-09 season. In the Big Ten era, Penn State was undefeated in conference play in 1995-96 (9-0) and had one-loss seasons in 2000-01 (9-1) and 1994-95 (8-1).

CHARLESTON CLASSIC | The two wins at the Charleston Classic stand as the first multi-win performance at a neutral-site, regular-season tournament for Penn State since the 2000 ECAC Holiday Classic.

PLAYER SPOTLIGHTS


D.J. NEWBILL |

- Has likely topped out in the No. 4 spot in career scoring at Penn State (1,749) in just three seasons, needing 237 points to hit the No. 3 spot (1,986; Joe Crispin, 1998-2001).
- Reached 500 points on the season vs. Nebraska (641) -- only one other player - PSU all-time leading scorer Talor Battle -- has reached 500 points three seasons in a row.
- Passed 600-point mark vs. Ohio State (641), becoming the third PSU to tally at least 600 points twice in a career, joining Battle and Joe Crispin. There have been six players, Newbill included, to score at least 600 points in a season a total of eight times in PSU history.
- Owns two of the Top 10 single-season scoring outputs, with this season's 641 jumping up to No. 6 all-time. The 604 points from his junior season now sitting in eighth.
- Passed 2,000 career points (including freshman season at Southern Miss) and now has 2,042. There are only 11 active NCAA Division I players with 2,000 or more points; Newbill has the 10th-most points of any active DI player and the most of any current Big Ten player.

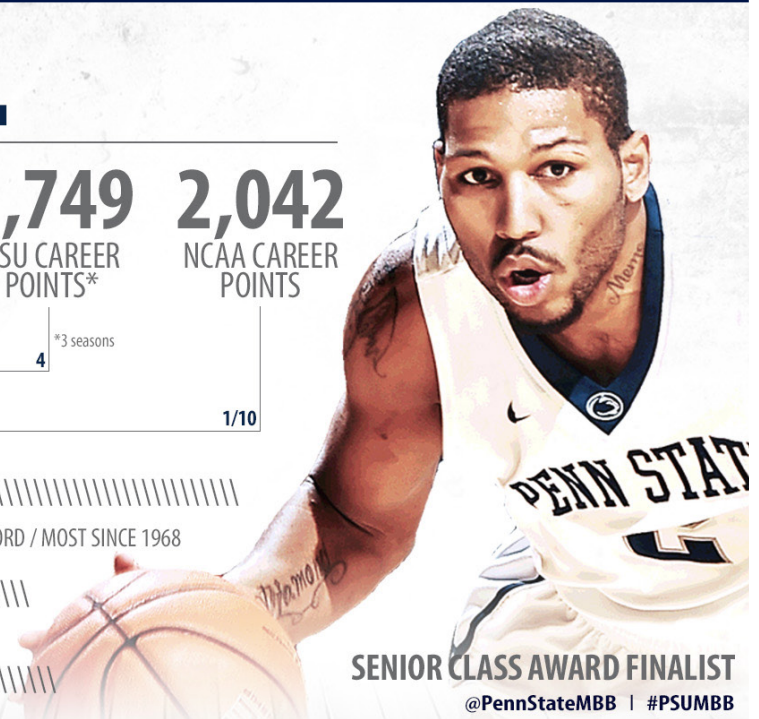
Newbill is averaging 20.7 ppg, tops in Division I among Power 5 conferences and seventh overall in Division I. It also is the fifth-highest season scoring average all-time at Penn State, among full-season figures, and is the greatest clip since 1963. He is averaging 18.2 ppg over his three seasons with Penn State, a career scoring average which is second all-time, behind only Jesse Arnelles (1952-55; 21.0 ppg; 2,138 points). [MORE: Pages 21, 29]

Off the court, Newbill was named one of 10 finalists for the Senior CLASS Award, presented annually to the one four-year student-athlete with exceptional accomplishments in all four areas of classroom, community, character and competition. Fans can vote once a day, every day from now until March 25. Newbill is one of just two players from the Big Ten among the candidate pool, joining Wisconsin's Frank Kaminsky. [VOTE: <http://bit.ly/Vote4Newbill>] [More: Page 17-18]

D.J. NEWBILL



SENIOR CLASS AWARD FINALIST
@PennStateMBB | #PSUMBB



ROSS TRAVIS | moved into No. 3 in all-time career rebounds at Penn State after pulling down a team-high eight against Wisconsin (2/18). He now has 797 after leading the team in 17 games this season. He would need 115 to match Mike Lang (1980-83) for second place. Travis is the first player since John Amaechi (1993-95) to lead the team in rebounding in three-consecutive seasons. He is in the Top 35 of active Division I players in total boards and is third among Big Ten players, trailing only Aaron White (Iowa) and Branden Dawson (Michigan State). [More: Page 25, 29]

GENO THORPE | is second on the team in scoring over the course of the last four games, averaging 12.5 ppg in that stretch. He also is tied for third in both rebounding and assists, beginning at Northwestern. Thorpe is shooting 39 percent from the field and hitting 78 percent of free throws.

He is the only player other than D.J. Newbill to lead the team in scoring multiple times this season, doing so three times. [MORE: Page 31] Thorpe leads the team and is second in the Big Ten with 86 percent free-throw shooting. He is 86-100 from the line overall and 37-42 (88 percent) in league action. [MORE: Page 24]

SHEP GARNER | is third on the team in scoring (9.1 ppg) after averaging 11.3 ppg over the last four games. He also is second in assists (2.4 apg) as a freshman. In the last seven games, Garner has dished out 15 assists with just four turnovers, a ratio of 3.8 (compared to 1.6 on the season). [More: Page 16]

JORDAN DICKERSON | has blocked multiple shots in eight of the last 11 games and 16 times this season. After just 50 career games, he entered the Top 10 in career blocks and now has 78 in 56 games to rank ninth. He is one away from eighth place with Donovan Jack. Dickerson leads the team with 49 blocks this season and is seventh in the Big Ten with 1.6 per game. [MORE: Page 10]

BRANDON TAYLOR | is second on the team in scoring with 9.3 points per game with the second-most 3-pointers (51), trailing both D.J. Newbill and Shep Garner by one. Taylor produced the team's first double-double of the season and the first of his career with 14 points and 11 rebounds in win vs. Drexel Dec. 20. [MORE: Page 18]

JULIAN MOORE | earned his first career start vs. Iowa Feb. 28. He had a career day at Illinois Jan. 31, producing 10 points on 57 percent shooting. He has tallied points in six of nine games since and tallied multiple blocks (2) in each of the last two games.

CAREER STARTS

	PLAYER	10-11	11-12	12-13	13-14	14-15	TOT	Strk	Gms Played
2	D.J. Newbill	32*	DNP	31	34	31	128	96	128 (96 PSU)
43	R. Travis	--	16	27	26	24	93	2	127
10	B. Taylor	--	--	18	30	25	73	--	95
5	D. Jack	--	--	--	27	12	39	--	81
33	S. Garner	--	--	--	--	30	30	--	31
32	J. Dickerson	--	--	0*	7	16	26	1	79 (53 PSU)
13	G. Thorpe	--	--	--	3	14	17	13	63
44	J. Moore	--	--	--	0	1	1	--	37
14	K. Montminy	--	0	0	0	1	1	--	45
34	A. Wisniewski	0	0	0	0	1	1	--	48
1	J. Johnson	--	2*	--	2	0	4	--	76 (37 PSU)

* at previous school

B1G TOURNAMENT INFO

CURRENT PLAYERS TOURNAMENT STATS

#1 JOHN JOHNSON

Year-Opp.	Start	Min	FG-FGA	Pct.	3FG-FGA	FT-FTA	Off-Def-Tot	PF-FO	Ast.	TO	Blk	Stl	Pts.
2014 vs. Minnesota		30	3-5	.455	2-3	0-1	0-3-3	2	0	1	0	0	8

#2 D.J. NEWBILL

Year-Opp.	Start	Min	FG-FGA	Pct.	3FG-FGA	FT-FTA	Off-Def-Tot	PF-FO	Ast.	TO	Blk	Stl	Pts.
2013 vs. Michigan	*	40	10-22	.455	0-1	0-0	3-3-6	3	3	4	1	1	20
2014 vs. Minnesota	*	39	7-22	.318	1-9	1-1	3-4-7	2	2	1	1	2	16
TOTALS 2 games	2	79/39.5	17-44	.386	1-10	1-1	6-7-13/6.5	5-0	5/2.5	19	2	8	36/18.0

#5 DONOVAN JACK

Year-Opp.	Start	Min	FG-FGA	Pct.	3FG-FGA	FT-FTA	Off-Def-Tot	PF-FO	Ast.	TO	Blk	Stl	Pts.
2014 vs. Minnesota		5	1-5	.200	0-2	0-0	1-0-1	3	0	0	0	0	2

#10 BRANDON TAYLOR

Year-Opp.	Start	Min	FG-FGA	Pct.	3FG-FGA	FT-FTA	Off-Def-Tot	PF-FO	Ast.	TO	Blk	Stl	Pts.
2013 vs. Michigan		14	2-3	.666	0-0	1-2	2-0-2	1	0	0	0	0	5
2014 vs. Minnesota	*	20	1-4	.250	0-1	4-4	1-4-5	4	2	1	1	0	5
TOTALS 2 games	1	34/17.0	3-7	.429	0-1	5-6	3-4-7/3.5	5-0	2/1.0	1	1	0	10/5.0

#13 GENO THORPE

Year-Opp.	Start	Min	FG-FGA	Pct.	3FG-FGA	FT-FTA	Off-Def-Tot	PF-FO	Ast.	TO	Blk	Stl	Pts.
2014 vs. Minnesota		28	2-4	.500	1-1	4-4	2-1-3	1	1	1	0	1	9

#14 KEVIN MONTMINY

Year-Opp.	Start	Min	FG-FGA	Pct.	3FG-FGA	FT-FTA	Off-Def-Tot	PF-FO	Ast.	TO	Blk	Stl	Pts.
2013 vs. Michigan		1	0-0	.000	0-0	0-0	0-0-0	0	0	0	0	0	0

#32 JORDAN DICKERSON

Year-Opp.	Start	Min	FG-FGA	Pct.	3FG-FGA	FT-FTA	Off-Def-Tot	PF-FO	Ast.	TO	Blk	Stl	Pts.
2014 vs. Minnesota	*	19	0-2	.000	0-1	2-2	1-2-3	1	0	0	2	0	2

#34 ALAN WISNIEWSKI

Year-Opp.	Start	Min	FG-FGA	Pct.	3FG-FGA	FT-FTA	Off-Def-Tot	PF-FO	Ast.	TO	Blk	Stl	Pts.
2013 vs. Michigan		1	0-0	.000	0-0	0-0	0-0-0	0	0	0	0	0	0

#43 ROSS TRAVIS

Year-Opp.	Start	Min	FG-FGA	Pct.	3FG-FGA	FT-FTA	Off-Def-Tot	PF-FO	Ast.	TO	Blk	Stl	Pts.
2012 vs. Indiana	*	21	2-5	.400	0-0	2-4	3-4-7	4	0	1	3	0	6
2013 vs. Michigan	*	34	5-9	.555	0-0	2-2	4-7-11	4	1	2	1	1	12
2014 vs. Minnesota	*	18	1-4	.250	0-0	0-0	1-5-6	3	0	2	0	0	2
TOTALS 3 games	3	73/24.3	8-18	.444	0-0	4-6	8-16-24/8.0	11-0	1/0.3	5	4	1	20/6.7

BIG TEN TOURNAMENT RECORDS Complete records page 131 of media guide

CAREER SCORING

1.	127	Joe Crispin	1998, 99, 00, 01
2.	116	Talor Battle	2008, 09, 10, 11
3.	96	Gyasi Cline-Heard	1998, 99, 00, 01
4.	93	Titus Ivory	1998, 99, 00, 01
5.	70	Tim Frazier	2010, 11, 12
6.	69	Jamelle Cornley	2006, 07, 08, 09
7.	66	Jeff Brooks	2008, 09, 10, 11
8.	62	David Jackson	2008, 09, 10, 11
9.	60	Jarrett Stephens	1998, 00
10.	59	Geary Claxton	2005, 06, 07

GAME SCORING

1.	26	Tim Frazier	vs. Indiana, 2012
2.	26	Gyasi Cline-Heard	vs. Iowa, 2001
3.	25	Talor Battle	vs. Michigan State, 2011
4.	24	Talor Battle	vs. Ohio State, 2011
24		Gyasi Cline-Heard	vs. Michigan, 2001
24		Jarrett Stephens	vs. Illinois, 2000
7.	22	Tim Frazier	vs. Michigan State, 2011
22		Jamelle Cornley	vs. Indiana, 2009
22		Mike Walker	vs. Illinois, 2007
22		Joe Crispin	vs. Michigan State, 2001
22		Joe Crispin	vs. Michigan, 2001

GAME REBOUNDING

1.	13	Geary Claxton	vs. Ohio State, 2005
13		Aaron Johnson	vs. NWestern, 2004
3.	12	Geary Claxton	vs. Ohio State, 2006
12		Jarrett Stephens	vs. Ohio State, 2000
12		Calvin Booth	vs. NWestern, 1999

GAME ASSISTS

1.	11	Joe Crispin	vs. Illinois, 2000
2.	10	Jarrett Stephen	vs. Michigan, 2000
3.	9	Ben Luber	vs. Ohio State, 2006
9		Joe Crispin	vs. Michigan, 2000
5.	8	Titus Ivory	vs. Michigan, 2001

OPPONENT GAME RECORDS

SCORING:	30	Reggie Evans	Iowa, 2001
REBOUNDING:	18	Reggie Evans	Iowa, 2001
ASSISTS:	10	Rich McBride	Illinois, 2007

INDIVIDUAL GAME

OFF. REBOUNDS:	6;	Jeff Brooks, vs. Illinois, '08
DEF. REBOUNDS:	9	Jarrett Stephens, vs. Ohio St., 00
		Geary Claxton, vs. Ohio State, 06
ASSISTS:	11;	Joe Crispin, vs. Illinois, 00
BLOCKS:	5;	Calvin Booth, vs. Northwestern, 99
STEALS:	5;	Tim Frazier, vs. Indiana, 12

FIELD GOALS:	10;	D.J. Newbill, vs. Michigan, 13
		Jarrett Stephens, vs. Ohio State, 00
FG ATTEMPTS:	24;	Tim Frazier, vs. Indiana, 12
3-PT FIELD GOALS:	7;	** Mike Walker, vs. Illinois, 07
3-PT FG ATTS:	14;	Joe Crispin, vs. Northwestern, 99
FREE THROWS:	12;	Gyasi Cline-Heard, vs. Iowa, 01
FT ATTEMPTS:	14;	Gyasi Cline-Heard, vs. Iowa, 01
		** Big Ten Tournament Record

INDIVIDUAL CAREER

GAMES PLAYED:	8 (several)
POINTS:	127; Joe Crispin, 8 games
REBOUNDS:	44; Jeff Brooks, 8 games
	Geary Claxton, 4 games
OFF REBOUNDS:	20; Andrew Jones, 8 games
DEF REBOUNDS:	32; Talor Battle, 8 games
ASSISTS:	40; Joe Crispin, 8 games
BLOCKS:	9; Calvin Booth, 2 games
STEALS:	16; Titus Ivory, 8 games
FIELD GOALS:	38; Joe Crispin, 8 games
FIELD GOAL ATTEMPTS:	107; Talor Battle, 8 games
3-PT FIELD GOALS:	20; Joe Crispin, 8 games
3-PT FG ATTEMPTS:	60; Joe Crispin, 8 games
FREE THROWS:	32; Gyasi Cline-Heard, 8 games
FT ATTEMPTS:	48; Gyasi Cline-Heard, 8 games

TEAM GAME

POINTS:	84; vs. Illinois, 3/11/00
POINTS/FEWEST:	36 (won); vs. Wisconsin, 3/11/11
POINTS/IN A HALF:	48 (2nd); vs. Illinois, 3/11/00
REBOUNDS:	40; vs. Michigan, 3/9/00
OFF REBOUNDS:	18; vs. Illinois, 3/13/08
DEF REBOUNDS:	30; vs. Michigan St, 3/12/11
ASSISTS:	22; vs. Michigan, 3/9/00
BLOCKS:	8; vs. Indiana, 3/8/12
STEALS:	15; vs. Illinois, 3/11/02
FOULS:	29; vs. Iowa, 3/10/01
TURNOVERS/MOST:	26; vs. Northwestern, 3/11/04
TURNOVERS/FEWEST:	5; vs. Wisconsin, 3/11/11
FIELD GOALS:	29; vs. Michigan, 3/4/13
FG ATTEMPTS:	64; vs. Ohio State, 3/10/06
FG PERCENTAGE:	.519; vs. Ohio State, 3/10/00
3-PT FIELD GOALS:	11; vs. Illinois, 3/11/00
3-PT FG ATTS:	28; vs. Illinois, 3/11/00
3-PT FG %:	.471, (8-17) vs. Indiana, 3/8/12
FREE THROWS:	26; vs. Iowa, 3/10/01
FREE THROW ATTEMPTS:	30; vs. Iowa, 3/10/01
FT PCT:	.867 (26-30); vs. Iowa, 3/10/01

B1G TOURNAMENT INFO

OPPONENT CAPSULES

ILLINOIS	
OVERALL:	Illinois leads 28-13
LAST MTG:	@ ILL 1/31/15, L 60-58
IN B1G TOURNEY:	0-3
CURRENT STREAK:	L4
AT PSU:	7-11
AT ILLINOIS:	5-14
NEUTRAL SITE:	1-3
CHAMBERS VS. ILLINOIS:	1-4
LAST 10 MEETINGS:	3-7
L, 58-60	@ ILL, 1/31/15
L, 55-60	@ PSU, 2/9/14
L, 55-75	@ ILL, 1/4/14
L, 59-64	@ ILL, 2/21/13
W, 54-52	@ PSU, 1/19/12
L, 51-68	@ ILL, 2/1/11
W, 57-55	@ PSU, 1/11/11
L, 67-77	@ PSU, 1/27/10
L, 53-54	@ ILL, 1/12/10
W, 64-63	@ PSU, 3/5/09

INDIANA	
OVERALL:	Indiana leads, 35-10
LAST MTG:	@ IU, 1/13/15, L 76-73
IN B1G TOURNEY:	2-2
CURRENT STREAK:	L1
AT PSU:	5-14
AT INDIANA:	3-18
NEUTRAL SITE:	2-3
CHAMBERS VS. INDIANA:	2-7
LAST 10 MEETINGS:	3-7
L, 73-76	@ IU, 1/13/15
W, 66-65	@ IU, 2/12/14
L, 76-79	@ PSU, 1/11/14
L, 49-72	@ IU, 1/23/13
L, 51-74	@ PSU, 1/7/12
L, 58-75	@ Big Ten Tour., 3/8/12
L, 54-73	@ IU, 1/22/12
L, 82-88	@ PSU, 1/8/12
W, 61-55	@ Big Ten Tour., 3/10/11
W, 69-60	@ IU, 12/27/10

IOWA	
OVERALL:	Iowa leads, 27-13
LAST MTG:	@ PSU, 2/28/15, L 81-77 OT
IN B1G TOURNEY:	0-1
CURRENT STREAK:	L4
AT PSU:	10-9
AT IOWA:	3-15
NEUTRAL SITE:	0-3
CHAMBERS VS. IOWA:	1-5
LAST 10 MEETINGS:	3-7
L, 77-81 OT	@ PSU, 2/2/15
L, 70-82	@ PSU, 2/15/14
L, 72-74	@ PSU, 2/14/13
L, 67-76	@ IOWA, 1/31/13
W, 69-64	@ PSU, 2/16/12
L, 64-77	@ IOWA, 2/4/12
W, 65-51	@ PSU, 1/26/11
L, 64-67	@ IOWA, 1/16/10
L, 67-75	@ IOWA, 3/7/09
W, 63-49	@ PSU, 1/24/09

MARYLAND	
OVERALL:	Maryland leads, 8-11
LAST MTG:	@ PSU, 2/14/15, L 76-73
IN B1G TOURNEY:	--
CURRENT STREAK:	L3
AT PSU:	6-2
AT MARYLAND:	1-5
NEUTRAL SITE:	1-4
CHAMBERS VS. MARYLAND:	0-2
LAST 10 MEETINGS:	2-8
L, 76-73	@ PSU, 2/14/15
L, 64-58	@ UMD, 2/4/15
L, 62-39	@ PSU, 12/1/10
W, 80-78	NIT @ PSU, 3/19/90
L, 67-58	Hershey, Pa., 12/6/83
W, 97-79	Hershey, Pa., 11/27/82
L, 56-55	Hershey, Pa., 12/3/79
L, 69-61	Hershey, Pa., 12/7/78
L, 89-80	Hershey, Pa., 12/1/77
L, L, 66-56	@ UMD, 11/30/68

MICHIGAN	
OVERALL:	Michigan leads, 30-12
LAST MTG:	@ PSU, 1/6/15, L 73-64
IN B1G TOURNEY:	2-1
CURRENT STREAK:	L3
AT PSU:	7-12
AT MICHIGAN:	2-18
NEUTRAL SITE:	3-1
CHAMBERS VS. MICHIGAN:	1-6
LAST 10 MEETINGS:	2-8
L, 64-73	@ PSU, 1/6/15
L, 67-80	@ MICH, 1/14/14
L, 66-83	@ Big Ten Tour., 3/14/13
W, 84-78	@ PSU, 2/27/13
L, 71-79	@ MICH, 2/17/13
L, 65-71	@ PSU, 3/4/12
L, 53-71	@ MICH, 12/29/11
L, 65-62	@ PSU, 2/6/11
L, 69-76	@ MICH, 1/2/11
W, 55-51	@ MICH, 2/20/10

MICHIGAN STATE	
OVERALL:	Michigan State leads 34-7
LAST MTG:	@ MSU 1/21/15, L 66-60
IN B1G TOURNEY:	2-0
CURRENT STREAK:	L5
AT PSU:	4-13
AT MICHIGAN STATE:	1-21
NEUTRAL SITE:	2-0
CHAMBERS VS. MICHIGAN ST.:	0-5
LAST 10 MEETINGS:	2-8
L, 60-66	@ MSU, 1/21/15
L, 67-82	@ MSU, 2/6/14
L, 63-79	@ PSU, 12/31/13
L, 72-81	@ PSU, 1/16/13
L, 55-77	@ MSU, 2/8/12
W, 61-48	@ Big Ten Tour., 3/12/11
L, 57-75	@ MSU, 2/10/11
W, 66-62	@ PSU, 1/8/11
L, 65-67	@ MSU, 3/4/10
L, 54-65	@ PSU, 2/13/10

MINNESOTA	
OVERALL:	Minnesota leads, 31-12
LAST MTG:	@ MINN, 3/8/15, W 79-76
IN B1G TOURNEY:	0-3
CURRENT STREAK:	W2
AT PSU:	9-10
AT MINNESOTA:	3-18
NEUTRAL SITE:	0-4
CHAMBERS VS. MINNESOTA:	2-5
LAST 10 MEETINGS:	4-6
W, 79-76	@ MINN, 3/8/15
W, 63-58	@ PSU, 1/28/15
L, 56-63	@ Big Ten Tour., 3/13/14
L, 81-63	@ MINN, 3/9/14
L, 65-68	@ PSU, 1/8/14
L, 44-73	@ MINN, 3/2/13
L, 66-80	@ PSU, 1/15/12
W, 66-63	@ MINN, 3/6/11
W, 66-63	@ PSU, 2/17/11
L, 55-76	@ Big Ten Tour., 3/11/10

NEBRASKA	
OVERALL:	Series is even, 5-5
LAST MTG:	@ PSU, 2/7/15, W 56-43
IN B1G TOURNEY:	0-0
CURRENT STREAK:	W1
AT PSU:	4-1
AT NEBRASKA:	1-4
NEUTRAL SITE:	0-0
CHAMBERS VS. NEBRASKA:	3-4
LAST 10 MEETINGS:	5-5
W, 56-43	@ PSU, 2/7/15
L, 67-80	@ NEB, 2/20/14
W, 58-54	@ PSU, 1/23/14
L, 53-67	@ NEB, 2/9/13
L, 64-68	@ PSU, 1/19/13
W, 67-51	@ PSU, 2/11/12
L, 58-70	@ NEB, 1/11/12
W, 65-69	@ NEB (NIT), 3/21/95
W, 60-58	@ PSU, 12/21/81
L, 50-75	@ NEB, 12/9/80

NORTHWESTERN	
OVERALL:	Penn State leads, 28-16
LAST MTG:	@ NU, 2/21/15, L 60-39
IN B1G TOURNEY:	1-2
CURRENT STREAK:	L1
AT PSU:	15-4
AT NORTHWESTERN:	12-10
NEUTRAL SITE:	1-2
CHAMBERS VS. NU:	2-4
LAST 10 MEETINGS:	6-4
L, 60-39	@ NU, 2/21/15
W, 59-32	@ NU, 3/6/14
W, 66-59	@ NU, 3/7/13
L, 54-70	@ PSU, 1/10/13
L, 66-67	@ PSU, 2/25/12
L, 56-68	@ NU, 1/1/12
W, 66-52	@ NU, 2/24/11
W, 65-41	@ PSU, 2/13/11
W, 79-60	@ NU, 2/28/10
W, 81-70	@ PSU, 2/17/10

OHIO STATE	
OVERALL:	Ohio State leads 34-15
LAST MTG:	@ PSU, 3/4/15, L 77-67
IN B1G TOURNEY:	1-3
CURRENT STREAK:	L2
AT PSU:	8-13
AT OHIO STATE:	5-18
NEUTRAL SITE:	2-3
CHAMBERS VS. OHIO STATE:	2-4
LAST 10 MEETINGS:	2-8
L, 67-77	@ PSU, 3/4/15
L, 55-75	@ OSU, 2/11/15
W, 65-63	@ PSU, 2/27/14
W, 71-70 (OT)	@ OSU, 1/29/14
L, 51-65	@ PSU, 1/26/13
L, 54-78	@ OSU, 1/25/12
L, 60-71	@ Big Ten Tour., 3/13/11
L, 61-82	@ PSU, 3/1/11
L, 66-69	@ OSU, 1/15/11
L, 67-75	@ PSU, 2/24/10

PURDUE	
OVERALL:	Purdue leads, 31-12
LAST MTG:	@ PSU, 1/17/15, L 84-77 OT
IN B1G TOURNEY:	0-1
CURRENT STREAK:	L1
AT PSU:	10-12
AT PURDUE:	2-18
NEUTRAL SITE:	0-1
CHAMBERS VS. PURDUE:	2-5
LAST 10 MEETINGS:	2-8
L, 77-84	@ PSU, 1/17/15
W, 79-68	@ PSU, 2/2/14
L, 64-65	@ PUR, 1/18/14
L, 42-60	@ PUR, 1/13/13
L, 49-58	@ PSU, 2/5/13
L, 56-80	@ PUR, 2/29/12
W, 65-45	@ PSU, 1/25/12
L, 62-63	@ PUR, 1/19/11
L, 68-83	@ PSU, 1/5/11
L, 60-64	@ PSU, 3/6/10

RUTGERS	
OVERALL:	Penn State leads, 38-30
LAST MTG:	@ PSU, 1/24/15, W 79-51
IN B1G TOURNEY:	--
CURRENT STREAK:	W1
AT PSU:	25-8
AT RUTGERS:	13-22
NEUTRAL SITE:	0-0
CHAMBERS VS. RUTGERS:	1-1
LAST 10 MEETINGS:	4-6
W, 79-51	@ PSU, 1/24/15
L, 50-46	@ RUT, 1/3/15
L, 76-71	NIT @ PSU, 3/14/06
W, 83-80	@ RUT, 12/1/04
L, 60-47	@ PSU, 12/10/03
L, 92-70	@ RUT, 2/27/91
L, 79-78	@ PSU, 1/28/91
W, 58-55	@ RUT, 3/21/90
W, 80-69	@ PSU, 2/15/90
L, 61-59	@ RUT, 1/21/90

WISCONSIN	
OVERALL:	Wisconsin leads, 35-10
LAST MTG:	@ PSU, 2/1/15, L 55-47
IN B1G TOURNEY:	1-1
CURRENT STREAK:	L6
AT PSU:	7-15
AT WISCONSIN:	2-19
NEUTRAL SITE:	1-1
CHAMBERS VS. WISCONSIN:	0-7
LAST 10 MEETINGS:	2-8
L, 47-55	@ PSU, 2/18/15
L, 72-89	@ WISC, 12/31/14
L, 66-71	@ PSU, 3/2/14
L, 60-63	@ PSU, 3/10/13
L, 51-60	@ WISC, 1/3/13
L, 55-65	@ WISC, 2/19/12
L, 46-52	@ PSU, 1/31/12
W, 36-33	@ Big Ten Tour., 3/11/11
L, 66-76	@ WISC, 2/20/11
W, 56-52	@ PSU, 1/29/11



Penn State has one appearance in the Big Ten tournament final, taking on Ohio State in the 2011 championship.

B1G TOURNAMENT BRACKET

2015 BIG TEN MEN'S BASKETBALL TOURNAMENT

MARCH 11-15 • UNITED CENTER • CHICAGO, IL



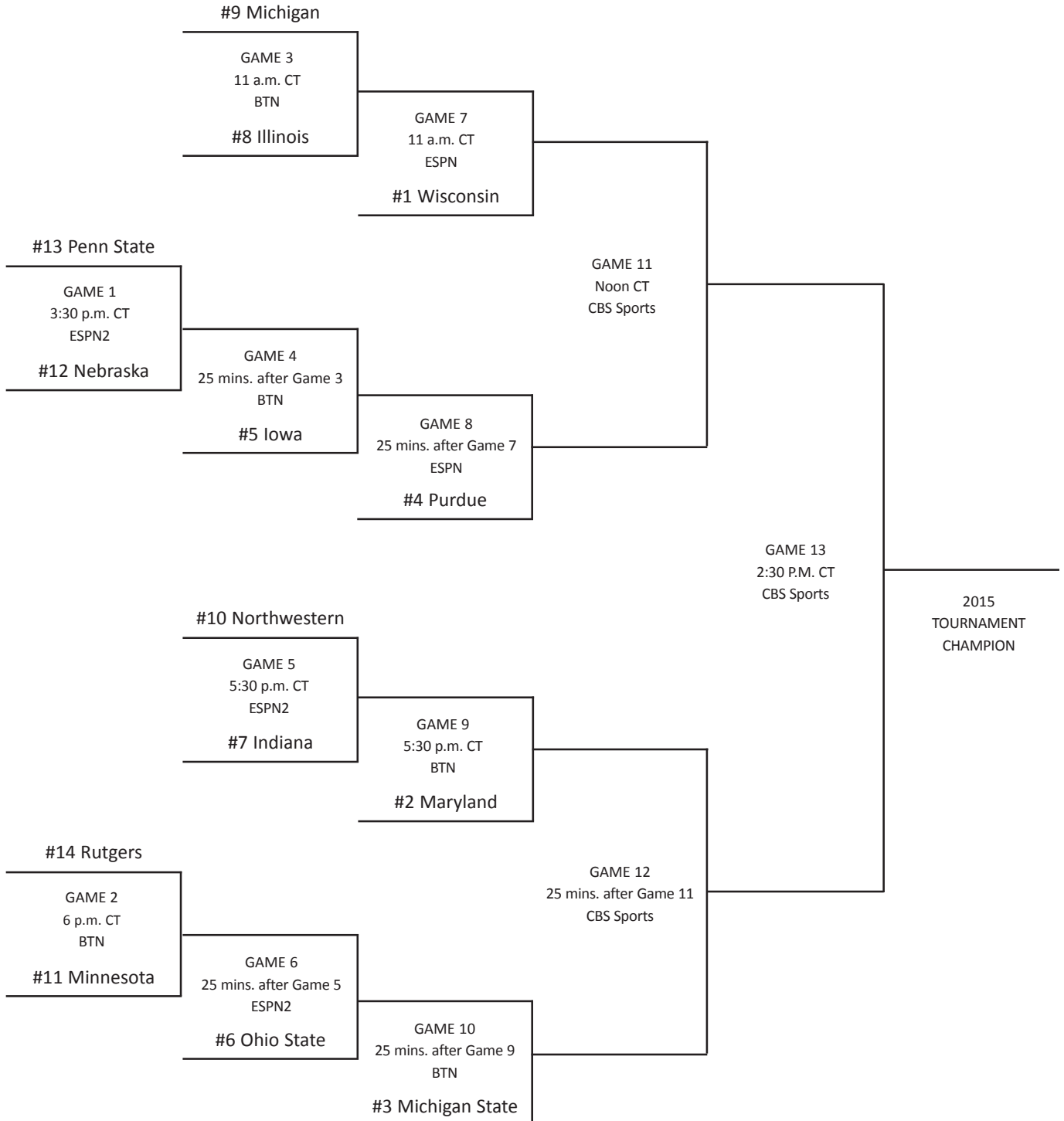
MARCH 11

MARCH 12

MARCH 13

MARCH 14

MARCH 15



SEASON NOTES

PENN STATE AND THE BIG TEN TAKE NYC

The Big Ten Conference announced a four-year men's basketball and men's hockey doubleheader series in Madison Square Garden, set to begin in 2016 with Penn State vs. Michigan Jan. 30. Big Ten men's basketball and hockey programs will play regular-season games in late January or early February in 2016 through 2019.

Additionally, the 2018 Big Ten Tournament will take place in MSG, scheduled for Feb. 28-March 4 with all 14 conference programs competing for the Big Ten's automatic berth to the NCAA Tournament. The 2018 event will be held one week earlier than previous tournaments, ending seven days before NCAA Tournament Selection Sunday.

THROWBACK UNIS

Penn State wore new throwback uniforms at Bucknell Nov. 28 and vs. Virginia Tech Dec. 3, going 2-0. The unis are black and pink, honoring the school's original school colors established in 1887. The color pairing lasted just 2.5 years. Problems arose when the pink faded to white after several weeks of exposure to the sun. The students then opted for blue, rather than black, and white. The official announcement of the new choice was made on March 18, 1890.

PLAYER LEADERSHIP

The team elected four captains prior to the start of the season -- D.J. Newbill, who is in his third season as a captain, along with two-time captain Ross Travis, Brandon Taylor and Kevin Montminy. Those four, along with Alan Wisniewski, make up Patrick Chambers' Leadership Council, which the staff relies on for decision making, providing guidance and helping everyone be the best possible teammate.

ROOKIES TO MAKE IMPACT

Three new faces join the veteran core of Nittany Lions. Devin Foster, a junior college transfer, along with freshmen Shep Garner and Isaiah Washington as Penn State rookies. Garner (Chester, Pa.) and Washington (Williamsport, Pa.) bring the number of Pennsylvania natives on the roster to eight, including four from the Philadelphia area.

MONTMINY EARNS SCHOLARSHIP

Kevin Montminy was awarded a scholarship for the 2014-15 season, Patrick Chambers announced in early August. A three-year walk-on, Montminy has seen action in 40 career games over the last three seasons with 24 total points and 10 rebounds. With a 4.0 grade-point average in each of the last five semesters, Montminy is a Big Ten Distinguished Scholar, Academic All-Big Ten honoree and the team's Academic Award recipient.

CHARLESTON CLASSIC

The Nittany Lions are slated to take part in the 2014 Charleston Classic, Nov. 20-23 in Charleston, S.C. They will open play in the tourney by taking on Charlotte at 5 p.m. Thursday, Nov. 20 on ESPN2 and then will face either South Carolina or Cornell on the second day of the three-day event. The remaining teams in the field include Akron, Drexel, Miami (Fla.), and Southern California.

OFFSEASON TRAINING


The Nittany Lions made headlines with their extensive offseason-training regimen. Strength coach Brandon Spayd designed a three-part workout challenge for team members called the Yoke Zone Challenge. Players pushed cars, crawled through sandpits and completed a number of demanding stations in an obstacle course setting. Kevin Montminy and Jordan Dickerson were the top pair among players completed the entire course each week. Patrick Chambers and his staff also brought in The Program, a leadership development and team building program created and executed by former military personnel. Players completed two days of extensive mental and physical tasks designed to build better leaders and more cohesive teams.

CHAMBERS ADDS ANOTHER FORMER PLAYER TO STAFF

D.J. Irving, a four-year member of the men's basketball team at Boston University, joined the Penn State staff as a graduate manager for the 2014-15 season. He replaced Andrew Jones, who is an assistant coach with the Oklahoma City Thunder's D-League team. Irving is the fourth player coached by Chambers to join his staff. Assistant coach Dwayne Anderson and Ross Condon, director of operations, both played at Villanova with Chambers as an assistant and associate head coach. Irving came into the fold at Boston University and fellow PSU graduate manager Nicholas Colella played two seasons for Chambers as a Lion.

PENN STATE IN 119TH SEASON

Penn State is competing in its 119th season on the hardwood and its 23rd as a member of the Big Ten conference. The Lions began play in 1897 with a pair of contests vs. Bucknell, which returns to the schedule for the third year in a row. The Lions have made 13 postseason appearances in the last 26 years (4 NCAA, 8 NIT, 1 CBI) and a total of 20 (9 NCAA, 10 NIT, 1 CBI) overall.



WELCOME, ISAAC!

Following Penn State's win over Dartmouth Dec. 22, head coach Patrick Chambers added a top recruit who signed a letter of intent to join the Nittany Lions for life.

Isaac Bennett, a native of Hollidaysburg, Pa., was presented with a No. 1 jersey and a Certificate of Relentlessness in the postgame ceremony.

Bennett has a non-cancerous, but aggressive brain tumor and signed with Penn State through the Friends of Jaclyn program, which places children battling brain tumors with college and high school sports teams.

For more information about the program, visit: www.friendsofjaclyn.org

PENN STATE'S 2014-15 RECORD WHEN

At home	10-6
On road	3-8
Neutral	3-1
vs. Top 25 teams	0-6
Leading at the half	14-2
Trailing at the half	2-13
Tied at halftime	--
Leading with 5:00 to play	14-1
Trailing with 5:00 to play	1-14
Tied with 5:00 to play	1-0
Shoot 50% or above from field	2-1
Shoot less than 50% from field	14-14
Opp. shoots 50% or above	0-2
Opp. shoots less than 50%	16-13
PSU outshoots opp.	14-2
Opp. outshoots PSU	2-11
Both teams shoot same from floor	0-1
PSU outrebounds opp.	13-5
Opp. outrebounds PSU	2-10
Rebounds are equal	1-0
PSU has more turnovers	7-6
Opp. has more turnovers	5-6
Turnovers are equal	4-3
Game decided by 1-5 pts	8-5
Game decided by 6-10 pts	2-7
Game decided by 11-15 pts	3-0
Game decided by 16+ pts	3-3
PSU scores fewer than 60 pts	1-6
PSU scores 60-69 pts	7-3
PSU scores 70-79 pts	7-5
PSU scores 80+ pts	1-1
Opponent scores fewer than 60 pts	8-2
Opponent scores 60-69 pts	5-3
Opponent scores 70-79 pts	3-5
Opponent scores 80+ pts	1-4
In overtime(s)	0-3
In single overtime	0-2
In double overtime	0-1
One PSU player scores 10+	1-3
Two PSU players score 10+	3-5
Three PSU players score 10+	8-4
Four PSU players score 10+	4-2
Five PSU players score 10+	0-1
Wears white	8-4
Wears gray	3-2
Wears blue	3-9
Wears pink and black	2-0
In November	6-1
In December	6-1
In January	2-6
In February	1-6
In March	1-1

MISC.INFORMATION

PENN STATE IN THE B1G & NCAA (thru 3/8 games)

STAT	Total	B1G	NCAA (Top 100)
>> W-L Percentage	51.6	10th	--
>> Scoring	67.1	10th	--
Scoring Defense	66.5	11th	--
Scoring Margin	+0.6	11th	--
>> Field Goal Percentage	42.2	10th	--
Field Goal Pct. Defense	40.6	7th	74th
>> 3-Pointers	205	10th	--
3-Pointers Per Game	6.6	10th	--
3-Point Percentage	32.7	12th	--
3-Point Pct. Defense	32.9	7th	--
>> Free Throw Percentage	69.6	9th	--
Free Throws (made)	412	7th	--
Free Throws (attempted)	592	7th	--
>> Total Rebounds	1,101	6th	--
Rebounds Per Game	35.5	6th	--
Def. Rebounds Per Game	25.0	3rd	64th
Rebounding Margin	+0.8	8th	--
>> Blocks Per Game	3.8	7th	--
>> Assists Per Game	10.0	14th	--
Assist/Turnover Ratio	0.80	14th	--
>> Turnovers Per Game	12.6	12th	--
>> Steals Per Game	5.9	6th	--

PLAYER	STAT	TOTAL	B1G	NCAA (Top 100)
>> J. Dickerson	Blocks PG	1.6	7th	90th
	Total Blocks	49	5th	80th
>> D.J. Newbill	Total Points	641	1st	8th
	Points PG	20.7	1st	7th
	Total FGs	221	1st	9th
	FG Pct	45.5	7th	--
	FTs Made	147	3rd	33rd
	FTs Atts	194	3rd	32nd
	Total Assists	98	11th	--
	MinutesPG	37:01	1st	16th
>> Geno Thorpe	FT Pct	86.0	2nd	34th
>> Ross Travis	Total Rbs	194	10th	--

CAREER DOUBLE-DOUBLES

Penn State is 7-7 when one of the current players finishes with a double-double and 1-0 this season. Brandon Taylor secured the first one of the season and the first one of his career vs. Drexel.

D.J. NEWBILL (2-1)

Pts/Rbs	Game	Result
23/2vs. Duquesne, 12/29/12	W, 84-74
18/11vs. Wagner, 11/9/13	W, 74-62
17/10at Purdue, 1/18/14	L, 65-64
12/11vs. Minnesota, 1/28/15	W, 63-58

BRANDON TAYLOR (1-0)

Pts/Rbs	Game	Result
14/11vs. Drexel, 12/20/14	W, 73-68

ROSS TRAVIS (3-6)

Pts/Rbs	Game	Result
11/10vs. Akron, 11/18/12	L, 86-60
14/10vs. Army, 12/8/12	W, 78-70
11/10@ Michigan, 2/17/13	L, 79-71
15/12vs. Michigan, 2/27/13	W, 84-78
12/11vs. Michigan, 3/14/13	L, 83-66
11/13vs. Longwood, 11/24/13	W, 93-67
17/13vs. Mississippi, 11/30/13	L, 79-76
15/12vs. Princeton, 12/14/13	L, 81-79 (ot)
18/13vs. Minnesota, 1/8/14	L, 68-65

CHAMBERS INKS THREE FOR 2015

"We are ecstatic about the direction of our program. The diversity of this class is something that really excites me. Our staff has worked so hard over the past three years, especially in the Philly and DC areas, to get our program to this level." - Patrick Chambers

Patrick Chambers and his staff inked the best recruiting class in the program's history with the signing of three elite high school players National Letters of Intent. The trio is rated as the No. 28 class in the nation by 247 Sports, marking the first Top 30 group to head to Penn State.

Josh Reaves (Fairfax, Va./Oak Hill Academy), Mike Watkins (Philadelphia, Pa./The Phelps School) and Deividas Zengulis (Kaunas, Lithuania/ St. Mary Ryken (Md.)) will join the Nittany Lions for the 2015-16 season.

Reaves and Watkins are both ranked among the Top 100 players in the country by ESPN with Reaves holding the No. 81 spot and Watkins coming in at No. 89.

Josh REAVES | 6-4 | 185 | G | Fairfax, Va.

- Ranked No. 71 in 2015 ESPN Top 100 recruits
- ESPN four-star recruit
- Earned First Team All-Met honors at Paul VI Catholic High
- Played three seasons at Paul VI, leading team to Washington Catholic Athletic Conference title as a junior
- Transferred to Oak Hill Academy (Va.) for senior season
- Played with AAU team "Team Takeover"

Chambers on Reaves: *"Josh is a high-level player whose versatility on the floor makes him a guy who I expect to be a stat sheet stuffer for us. His athleticism and speed make him an excellent defender, which allows him to get out in transition and attack the rim - where he is at his best!"*

Mike WATKINS | 6-8 | 225 | F | Philadelphia, Pa.

- Ranked No. 89 in 2015 ESPN Top 100 recruits
- ESPN four-star recruit
- Played three seasons Math, Civics & Science Charter, leading team to PIAA Class A championship game
- Transferred to Phelps School for senior season
- Played with AAU team "Team Philly"
- Sixth player from the Philadelphia-area brought in by Patrick Chambers in the last 3.5 years

Chambers on Watkins: *"Mike is an elite athlete who will provide us another rim protector. He excels at running the floor in transition and is a phenomenal finisher. It's great to have another Philly product in our program."*

Deividas ZEMGULIS | 6-6 | 220 | F | Kaunas, Lithuania

- Goes by "Davis"
- Played with Lithuanian U16 team at the European Championships in August 2013 before coming to the U.S. as exchange student
- ESPN three-star recruit
- Helped St. Mary Ryken (Leonardtown, Md.) to appearance in the Washington Catholic Athletic Conference quarterfinals in 2014
- Scored more than 13 points per game in 29 contests at St. Mary Ryken
- Played with AAU club team "Threat 220"

Chambers on Zengulis: *"Davis brings us a bigger wing who is a premier three-point shooter with unlimited range. His competitiveness and toughness are things our staff loves about him. His high basketball IQ will help us from day one."*

2014-15 ROSTER / BREAKDOWN

NUMERICAL

NO.	NAME	POS.	ELG.	HGT.	WGT.	HOMETOWN	HIGH SCHOOL / LAST SCHOOL
0	Payton Banks	F	RS FR	6-6	220	Orange, Calif.	Lutheran
1	John Johnson	G	SR	6-1	185	Philadelphia, Pa.	Life Center Academy (N.J.) (Pittsburgh)
2	D.J. Newbill	G	SR	6-4	210	Philadelphia, Pa.	Strawberry Mansion HS (So. Miss.)
3	Devin Foster	G	JR	6-2	205	Dayton, Ohio	Jefferson Township (Vincennes JC)
5	Donovan Jack	F	JR	6-9	210	Reading, Pa.	Berks Catholic
10	Brandon Taylor	F	JR	6-6	225	Tabernacle, N.J.	Trenton Catholic
13	Geno Thorpe	G	SO	6-3	180	Pittsburgh, Pa.	Shaler
14	Kevin Montminy	G	SR	6-3	185	Centre Hall, Pa.	Penns Valley Area
21	Isaiah Washington	G	FR	6-3	160	Williamsport, Pa.	Williamsport
32	Jordan Dickerson	C	JR	7-1	245	Brooklyn, N.Y.	IMG Academy/Abraham Lincoln (SMU)
33	Shep Garner	G	FR	6-1	185	Chester, Pa.	Roman Catholic
34	Alan Wisniewski	F	SR	6-10	235	Sterling Heights, Mich.	Bishop Foley Catholic
43	Ross Travis	F	SR	6-7	235	Chaska, Minn.	Chaska HS
44	Julian Moore	F	RS FR	6-10	235	Philadelphia, Pa.	Germantown Academy

COACHING STAFF

Head Coach: Patrick Chambers (4th at PSU, 6th overall, Philadelphia University '94)
Associate Head Coaches: Keith Urgo (Fairfield, '02) & Brian Daly (Saint Joseph's '92)
Assistant Coaches: Dwayne Anderson (Villanova '07)
Director of Basketball Operations: Ross Condon (Villanova '07)
Director of Player Development: Ryan Devlin (Pittsburgh '05)
Strength Coach: Brandon Spayd (Juniata College '10)
Athletic Trainer: Jon Salazer (Penn State '93)

PLAYERS BY MAJOR

0	Payton Banks	Integrative Arts
32	Jordan Dickerson	Communication Arts & Sciences
3	Devin Foster	Health Policy & Administration
33	Shep Garner	Communication Arts & Sciences
5	Donovan Jack	Kinesiology - Fitness Studies
1	John Johnson	Communication Arts & Sciences
14	Kevin Montminy	Finance (undergraduate) & Accounting (graduate)
44	Julian Moore	Information Systems & Technology
2	D.J. Newbill	Communication Arts & Sciences
10	Brandon Taylor	Broadcast Journalism
13	Geno Thorpe	Communication Arts & Sciences
43	Ross Travis	Telecommunications
21	Isaiah Washington	Health Policy & Administration
34	Alan Wisniewski	Industrial Engineering

PLAYERS BY HEIGHT

32	Jordan Dickerson	7-1
44	Julian Moore	6-10
34	Alan Wisniewski	6-10
5	Donovan Jack	6-9
43	Ross Travis	6-7
0	Payton Banks	6-6
10	Brandon Taylor	6-6
2	D.J. Newbill	6-4
14	Kevin Montminy	6-3
13	Geno Thorpe	6-3
21	Isaiah Washington	6-3
3	Devin Foster	6-2
33	Shep Garner	6-1
1	John Johnson	6-1

BY ELIGIBILITY

SENIORS (5)

1	John Johnson	G
2	D.J. Newbill	G
14	Kevin Montminy	G
34	Alan Wisniewski	F
43	Ross Travis	F

JUNIORS (4)

3	Devin Foster	G
5	Donovan Jack	F
10	Brandon Taylor	F
25	Jordan Dickerson	C

SOPHOMORES (1)

13	Geno Thorpe	G
----	-------------	---

FRESHMEN (4)

0	Payton Banks	F
21	Isaiah Washington	G
33	Shep Garner	G
44	Julian Moore	F

BY STATE

CALIFORNIA (1)

0	Payton Banks
---	--------------

PENNSYLVANIA (8)

1	John Johnson
2	D.J. Newbill
5	Donovan Jack
13	Geno Thorpe
14	Kevin Montminy
21	Isaiah Washington
33	Shep Garner
44	Julian Moore

MICHIGAN (1)

34	Alan Wisniewski
----	-----------------

MINNESOTA (1)

43	Ross Travis
----	-------------

NEW JERSEY (1)

10	Brandon Taylor
----	----------------

NEW YORK (1)

25	Jordan Dickerson
----	------------------

OHIO (1)

3	Devin Foster
---	--------------

PRONUNCIATIONS

ALAN WISNIEWSKI

WIZ-new-SKI

KEVIN MONTMINY

MONT-minny

QUICK FACTS

THE UNIVERSITY

Name	The Pennsylvania State University
Location	University Park, Pa. 16802
Founded	1855
Enrollment	43,831 (38,205 undergrad)
Nickname	Nittany Lions
Colors	Blue & White
Conference	Big Ten Conference
Division	NCAA Division I
Home Court (capacity):	Bryce Jordan Center (15,261)
President	Dr. Eric Barron
Athletic Director	Sandy Barbour
Ticket Office Phone	1-800-NITTANY

BASKETBALL HISTORY

First Year of Basketball:	1897
No. of Seasons	119th
All-Time Record	1,403 - 1,119
Big Ten Record	119-275 (23rd season)
Record In BJC	183-113 (18th season)
NCAA Tourney Years (Record)	9 (9-11); Last: 2011
NIT Years (Record)	10 (22-9); Last: 2009 Champs
CBI Years (Record)	1 (1-1); Last: 2014

COACHING STAFF

Head Coach	Patrick Chambers
Alma Mater	Philadelphia Univ. '94
Overall Record (yrs)	96-102 (6th year)
Record at Penn State	54-74 (4th year)
Basketball Office	814-865-5494
Contact	814-863-3163 (SID)
Associate Head Coaches	Keith Urgo (Fairfield '02) Brian Daly (Saint Joseph's '92)
Assistant Coach	Dwayne Anderson (Villanova '09)
Director of Basketball Ops	Ross Condon (Villanova '07)
Director of Player Development	Ryan Devlin
Athletic Trainer	Jon Salazer
Strength & Conditioning Coach	Brandon Spayd

2014-15 TEAM

Letterwinners Returning/Lost	9 / 4
Starters Returning/Lost	4 / 1
2013-14	16-18 (H: 10-8; A: 5-8; N: 1-2)
2014 Big Ten Finish	10th 6-12
2014 Big Ten Tournament	0-1, L, 63-56 vs (7) Minnesota

ATHLETIC COMMUNICATIONS

Assoc. Dir. Athletic Comm./MBB Contact:	Alissa Clendenen
E-Mail	akc16@psu.edu
Office	814-863-3163
Cell	814-777-5126
Twitter:	@PennStateMBB & @GoPSUALissaC
MBB Secondary Contact	Arielle Sargent
E-Mail	ans26@psu.edu
Cell	814-321-8286
Athletic Media Relations Office	814-865-1757
Bryce Jordan Center Press Row	814-863-3294
Website	GoPSUsports.com
Address	101 D Bryce Jordan Center, University Park, PA 16802-7101

TV / RADIO ROSTER



Payton BANKS
R-Fr. | F | 6-6 | 220
Orange, Calif.



John JOHNSON
Sr. | G | 6-1 | 185
Philadelphia, Pa.



D.J. NEWBILL
Sr. | G | 6-4 | 210
Philadelphia, Pa.



Devin FOSTER
Jr. | G | 6-2 | 205
Dayton, Ohio



Donovan JACK
Jr. | F | 6-9 | 210
Reading, Pa.



Brandon TAYLOR
Jr. | F | 6-6 | 225
Tabernacle, N.J.



Geno THORPE
So. | G | 6-3 | 180
Pittsburgh, Pa.



Kevin MONTMINY
Sr. | G | 6-3 | 185
Centre Hall, Pa.



Isaiah WASHINGTON
Fr. | G | 6-3 | 160
Williamsport, Pa.



Jordan DICKERSON
Jr. | C | 7-1 | 245
Brooklyn, N.Y.



Shep GARNER
Fr. | G | 6-1 | 185
Chester, Pa.



Alan WISNIEWSKI
Sr. | F | 6-10 | 235
Sterling Hgts., Mich.



Ross TRAVIS
Sr. | F | 6-7 | 235
Chaska, Minn.



Julian MOORE
R-Fr. | F | 6-10 | 235
Philadelphia, Pa.



Patrick CHAMBERS
Head Coach
Fourth Season



Keith URGO
Associate Head Coach
Fourth Season



Brian DALY
Associate Head Coach
Fourth Season



Dwayne ANDERSON
Assistant Coach
Second Season




Ross CONDON
Director of Operations
Fourth Season



Ryan DEVLIN
Dir. of Player Development
Second Season



Jon SALAZER
Athletic Trainer
18th Season



Brandon SPAYD
Strength Coach
Second Season



Dr. Greg BILLY
Team Physician
Fourth Season



Dave CAPORALETTI
On-Campus Recruiting Coord.
Fourth Season



PAYTON BANKS

Forward | 6-6 / 220 | R - Freshman | Orange, Calif. | Lutheran HS | Major: Integrative Arts

AS A REDSHIRT FRESHMAN (2014-15)

- Has seen action in 26 games this season, including 22 of the last 23 games
- Has tallied points in 14 of the last 22 games
- All but four fields goals are from behind arc (11/15)
- Hit a trio of treys vs. Minnesota (1/28/15), ending with a career-high nine points and three rebounds
- Drained a pair of 3-pointers on only two shots of the day vs. Purdue (1/17/15)
- Scored career-high 7 points in 15 minutes vs. Drexel (12/20) ... Was 2-2 from floor with one trey
- Played three minutes vs. George Washington (12/14), tallying a 3-pointer on only shot attempt on the day
- Produced first career block, two steals and a 2-2 showing from FT line in 6 minutes vs. Duquesne (12/10)
- Hit first career FG at Marshall (12/6), draining a 3-pointer at the 6:37 mark of the first half to give the Lions a 19-17 lead ... The team would not trail again
- Saw first career action in first half vs. Fordham (11/16) and has taken the court in seven games this season
- Scored first career point on a free throw vs. the Rams (11/16)

AS A FRESHMAN (2013-14)

- Redshirted the 2013-14 season to gain experience and has four seasons of eligibility remaining
- Did not see any game action

PRIOR TO PENN STATE

- Rated three-star recruit by Scout.com and 247Sports
- Was a two-time First Team All-CIF Southern Section Division 1AA and Second Team All-Orange County selection
- Averaged 17.9 points, 7.4 rebounds, 1.7 steals and 1.5 assists per game as a senior
- Recorded 466 points and made 33 3-pointers during his senior season
- Scored 20 or more points in 10 games

Full bio page 7 of media guide

CAREER HIGHS

Points
 Career.....9, vs. Minnesota (1/28/15)
 B1G.....9, vs. Minnesota (1/28/15)

Rebounds
 Career.....5, vs. Virginia Tech (12/3/14)
 B1G.....4, vs. Maryland (2/14/15)

Assists
 Career.....1 (2x), last vs. Purdue (1/17/15)
 B1G.....1, vs. Purdue (1/17/15)

Blocks
 Career.....1, vs. Duquesne (12/10/14)
 B1G.....

Steals
 Career.....2, vs. Duquesne (12/10/14)
 B1G.....1, vs. Maryland (2/14/15)

Minutes
 Career.....16, vs. Maryland (2/14/15)
 B1G.....16, vs. Maryland (2/14/15)

Field Goals - Made
 Career.....3, vs. Minnesota (1/28/15)
 B1G.....3, vs. Minnesota (1/28/15)

Field Goals - Attempted
 Career.....7, vs. Rutgers (1/24/15)
 B1G.....7, vs. Rutgers (1/24/15)

3-Point Field Goals - Made
 Career.....3, vs. Minnesota (1/28/15)
 B1G.....3, vs. Minnesota (1/28/15)

3-Point Field Goals - Attempted
 Career.....6, vs. Minnesota (1/28/15)
 B1G.....6, vs. Minnesota (1/28/15)

Free Throws - Made
 Career.....2 (2x), last vs. Drexel (12/20/14)
 B1G.....1 (2x), last at Northwestern (2/21/15)

Free Throws - Attempted
 Career.....3, vs. Drexel (12/20/14)
 B1G.....2 (2x), last at Northwestern (2/21/15)

2014-15 GAME-BY-GAME

Opponent	Min	FG	3FG	FT	O-D-R	PF	A	TO	B	S	Pts
11/14 Morgan St.	Did Not Play										
11/16 Fordham	6	0-1	0-0	1-2	0-0-0	0	0	0	0	0	1
11/20 Charlotte	3	0-1	0-1	0-0	0-1-1	-	-	-	-	1	0
11/21 vs. Cornell	4	0-1	0-1	0-0	0-0-0	0	0	0	0	0	0
11/23 vs. USC	3	0-2	0-2	0-0	0-0-0	1	0	0	0	0	0
11/25 Akron	Did Not Play										
11/28 @Bucknell	Did Not Play										
12/3 Va. Tech	12	0-2	0-2	0-1	1-4-5	1	0	0	0	0	0
12/6 @Marshall	4	1-1	1-1	0-0	0-0-0	1	0	1	0	0	3
12/10 Duquesne	6	0-2	0-1	2-2	1-2-3	0	0	1	1	2	2
12/14 Geo. Wash.	2	1-1	1-1	0-0	0-2-2	2	0	0	0	0	3
12/20 Drexel	15	2-2	1-1	2-3	0-0-0	1	0	0	0	0	7
12/22 Dartmouth	9	0-1	0-1	1-2	0-0-0	1	1	0	0	0	1
12/31 @Wisconsin	4	0-0	0-0	0-0	0-0-0	0	0	0	0	0	0
1/3 @Rutgers	9	1-1	0-0	0-0	0-1-1	0	0	1	0	0	2
1/6 Michigan	2	0-0	0-0	0-0	0-0-0	0	0	0	0	0	0
1/13 @Indiana	13	0-2	0-2	0-0	0-2-2	3	0	0	0	0	0
1/17 Purdue	14	2-2	2-2	0-0	1-0-1	1	1	2	0	0	6
1/21 at Mich. St.	10	0-1	0-1	0-0	0-0-0	2	0	0	0	0	0
1/24 Rutgers	12	2-7	1-3	0-0	1-2-3	0	0	1	0	0	5
1/28 Minnesota	15	3-6	3-6	0-0	0-3-3	1	0	1	0	0	9
1/31 at Illinois	12	0-2	0-2	0-0	0-2-2	3	0	2	0	0	0
2/4 @Maryland	12	1-4	0-1	0-0	1-0-1	0	0	0	0	1	2
2/7 Nebraska	13	0-2	0-2	0-0	0-3-3	1	0	0	0	0	0
2/11 at Ohio St.	14	0-3	0-1	1-2	1-2-3	2	0	1	0	0	1
2/14 Maryland	16	1-3	1-2	0-0	0-4-4	1	0	0	0	1	3
2/18 Wisconsin	12	0-2	0-2	0-0	0-1-1	4	0	1	0	0	6
2/21 @N'western	15	1-4	1-4	1-2	0-1-1	0	0	1	1	1	4
2/28 Iowa	4	0-0	0-0	0-2	0-2-2	1	0	1	0	1	0
3/4 Ohio St.	8	0-0	0-0	0-0	0-0-0	2	0	0	0	0	0
3/8 @Minnesota	Did Not Play										

BANKS' CAREER STATISTICS

YEAR	GP	GS	MIN	AVG	TOTAL			3-POINT			FT	FTA	PCT	REBOUNDS				PF	FO	A	TO	BLK	STL	POINTS	AVG
					FG	FGA	PCT	FG	FGA	PCT				OFF	DEF	TOTAL	AVG								
2014-15	27	0	249	9.2	15	53	.283	11	39	.282	8	16	.500	6	32	38	1.4	24	0	2	12	2	7	49	1.8

BIG TEN STATISTICS

YEAR	GP	GS	MIN	AVG	TOTAL			3-POINT			FT	FTA	PCT	REBOUNDS				PF	FO	A	TO	BLK	STL	POINTS	AVG
					FG	FGA	PCT	FG	FGA	PCT				OFF	DEF	TOTAL	AVG								
2014-15	17	0	185	10.9	11	39	.282	8	28	.286	2	6	.333	4	23	27	1.6	17	0	1	10	1	4	32	1.9



JORDAN DICKERSON

Center | 7-1/250 | Junior | Brooklyn, N.Y. | IMG Academy (SMU) | Major: Communications

AS A JUNIOR (2014-15)

- Has seen action in all 31 games, starting 16 ... 23 total starts at Penn State ... Returned to starting lineup vs. Nebraska (2/7/15) after coming off the bench in each of the previous seven games
- Has had multiple blocks in eight of the last 11 games and 16 times this season ... Leads the team with 49 ... 1.6 blocks per game is seventh in B1G ... Has 78 career blocks
- With one block at Minnesota (3/8) he moved to No. 8 on the PSU all-time list
- Had a career high three steals vs. Iowa (2/28), adding four blocks
- Produced career high in back-to-back games with 6 points at Illinois, adding team-leading 6 rebounds and 3 blocks
- Tied career high in scoring with 6 points vs. Minnesota (1/28/15), while adding three blocks
- Came up with career-high six blocks vs. George Washington, adding to six boards and two dunks
- Pulled down career-high eight boards vs. the Hokies (12/3) ... Had a second-half dunk for lone two points
- Posted four blocks in win vs. Akron (11/25/14), one off career high, and grabbed a season-high six rebounds
- Tallied two blocks in the season opener vs. Morgan State (11/14), 10th multi-block game of career

AS A SOPHOMORE (2013-14)

- Saw action in each of the last 22 games of the season, tallying a total of 33 points and 29 blocks
- Started each of the final seven games of the season ... Made first career start vs. Ohio State (2/27/14), ending night with one thunderous dunk and career-high tying four rebounds in 21 minutes of action
- Saw first PSU action against Mount St. Mary's (12/22/13), tallying two blocks in eight minutes of action
- Transferred to Penn State in June of 2013 and was cleared Dec. 20, 2013 by the NCAA to begin play immediately for the Nittany Lions
- Penn State submitted a Legislative Relief Waiver to the NCAA requesting it waive the year in residence requirement that generally applies to transfers in basketball

Full bio page 8-9 of media guide

CAREER HIGHS

Points
Career.....6 (3x), last at Illinois (1/31/15)
B1G6 (3x), last at Illinois (1/31/15)

Rebounds
Career.....8, vs. Virginia Tech (12/31/14)
B1G6 (3x), last vs. Iowa (2/28/15)

Assists
Career.....2, at Wisconsin (12/31/14)
B1G2, at Wisconsin (12/31/14)

Blocks
Career.....6, vs. George Washington (12/14/14)
B1G5, at Ohio State (1/29/14)

Steals
Career.....3, vs. Iowa (2/28/15)
B1G3, vs. Iowa (2/28/15)

Minutes
Career.....28, vs. Iowa (2/28/15)
B1G28, vs. Iowa (2/28/15)

Field Goals - Made
Career.....3, at Northwestern (3/6/14)
B1G3, at Northwestern (3/6/14)

Field Goals - Attempted
Career.....5, at Northwestern (3/6/14)
B1G5, at Northwestern (3/6/14)

3-Point Field Goals - Made
Career.....0
B1G0

3-Point Field Goals - Attempted
Career.....0
B1G0

Free Throws - Made
Career.....2 (7x)*, last at Minnesota (3/8/15)
B1G2 (4x), last at Minnesota (3/8/15)

Free Throws - Attempted
Career.....4 (2x), last vs. Minnesota (1/28/15)
B1G4 (2x), last vs. Minnesota (1/28/15)

* at SMU

2014-15 GAME-BY-GAME

Opponent	Min	FG	3FG	FT	O-D-R	PF	A	TO	B	S	Pts
11/14 Morgan St.	15	2-3	0-0	0-1	0-2-2	3	1	2	2	0	4
11/16 Fordham	13	0-2	0-0	3-4	1-2-3	4	0	0	0	0	3
11/20 Charlotte	9	1-2	0-0	0-0	1-2-3	4	0	0	0	0	2
11/21 vs. Cornell	10	0-3	0-0	1-2	1-1-2	1	0	1	0	0	1
11/23 vs. USC	10	1-1	0-0	1-2	0-1-1	3	0	1	0	0	3
11/25 Akron	16	1-4	0-0	0-0	2-4-6	3	0	0	4	0	2
11/28 @Bucknell	7	0-0	0-0	0-0	0-2-2	3	0	2	1	0	0
12/3 Va. Tech	16*	1-1	0-0	0-2	2-6-8	2	0	2	1	0	2
12/6 @Marshall	17*	0-1	0-1	1-2	1-1-2	4	0	0	0	0	1
12/10 Duquesne	19*	2-3	0-0	1-2	0-3-3	3	0	1	2	0	5
12/14 Geo. Wash.	24*	2-2	0-0	0-0	2-4-6	2	0	0	6	0	4
12/20 Drexel	18*	2-3	0-0	0-0	3-3-6	3	0	0	2	0	4
12/22 Dartmouth	13*	1-1	0-0	0-0	0-4-4	4	0	0	0	1	2
12/31 @Wisconsin	16*	1-2	0-0	0-0	1-2-3	4	2	0	0	0	2
1/3 @Rutgers	20*	0-1	0-0	0-0	2-1-3	3	0	1	1	0	0
1/6 Michigan	19*	1-4	0-0	0-0	0-0-0	1	0	0	2	0	2
1/13 @Indiana	16	1-1	0-0	0-0	2-1-3	4	0	0	2	0	2
1/17 Purdue	24	0-0	0-0	0-0	0-1-1	5	0	3	2	1	0
1/21 @Mich. St.	9	0-0	0-0	2-2	0-0-0	4	0	1	0	0	2
1/24 Rutgers	2	0-1	0-0	0-0	0-0-0	1	0	0	0	0	0
1/28 Minnesota	16	2-2	0-0	2-4	1-2-3	0	0	0	3	1	6
1/31 @Illinois	24	2-3	0-0	2-3	3-3-6	3	0	0	3	0	6
2/4 @Maryland	21	1-2	0-0	0-0	1-3-4	4	0	1	2	1	2
2/7 Nebraska	22*	0-1	0-0	2-2	3-3-6	1	1	0	2	0	2
2/11 @Ohio St.	19*	0-1	0-0	1-2	1-4-5	3	0	0	1	0	1
2/14 Maryland	16*	1-2	0-0	0-0	2-2-4	5	1	2	2	0	2
2/18 Wisconsin	24*	1-4	0-0	0-0	0-3-3	4	0	0	2	0	2
2/21 @N'western	23*	2-2	0-0	0-0	2-2-4	2	1	2	3	0	4
2/28 Iowa	28*	2-3	0-0	1-2	4-2-6	4	1	1	4	3	5
3/4 Ohio St.	17*	2-2	0-0	0-0	1-2-3	3	1	0	1	1	4
3/8 @Minnesota	22*	2-3	0-0	2-3	2-2-4	4	1	1	1	1	6

DICKERSONS' CAREER STATISTICS

YEAR	GP	GS	MIN	AVG	TOTAL			3-POINT			REBOUNDS														
					FGA	PCT	FG	FGA	PCT	FT	FTA	PCT	OFF	DEF	TOT	AVG	PF	FO	A	TO	BLK	STL	PTS	AVG	
2012-13*	26	0	92	3.5	4	11	.364	0	0	.000	5	7	.714	7	16	23	0.9	13	0	3	5	9	0	13	0.5
2013-14	22	7	285	13.0	13	26	.500	0	1	.000	7	11	.636	18	25	43	2.0	51	1	0	14	29	3	33	1.5
2014-15	31	16	525	16.9	31	60	.517	0	1	.000	19	33	.576	38	68	106	3.4	94	2	7	21	49	9	81	2.6
PSU	53	23	810	15.3	44	86	.512	0	2	.000	26	44	.591	56	93	149	2.8	145	3	7	35	78	12	114	2.2
All*	79	23	902	11.4	48	97	.495	0	2	.000	31	51	.608	63	109	172	2.2	158	3	10	40	87	12	127	1.6

at SMU

BIG TEN STATISTICS

YEAR	GP	GS	MIN	AVG	TOTAL			3-POINT			REBOUNDS														
					FGA	PCT	FG	FGA	PCT	FT	FTA	PCT	OFF	DEF	TOTAL	AVG	PF	FO	A	TO	BLK	STL	POINTS	AVG	
2013-14	18	4	227	12.6	11	20	.550	0	0	.000	3	6	.500	15	18	33	1.8	45	1	0	12	23	2	25	1.4
2014-15	18	10	338	18.8	18	34	.529	0	0	.000	12	18	.667	25	33	58	3.2	55	2	6	12	31	8	48	2.7
TOTAL	36	14	565	15.7	29	54	.537	0	0	.000	15	24	.625	40	51	91	2.5	100	3	6	24	54	10	73	2.0



DEVIN FOSTER

Guard | 6-2/205 | Junior | Dayton, Ohio | Jefferson Twp. (Vincennes JC)
Major: Health Policy & Administration

CAREER NOTE: Transferred to Penn State in Summer 2014 after a two-year junior college career at Vincennes University (Ind.)

AS A JUNIOR (2015-15)

- Has seen action in 16 games this season, including 13 of the last 14
- Averaging 2.8 ppg, 1.8 rpg on the season
- Was averaging 5.0 ppg and 3.3 rpg with 15-23 FGs and 5-6 FTs over seven-game span before injuring knee and missing the Maryland game (2/14/15)
- Was perfect from the free throw line (2-2) for the first time in his career at PSU against Ohio State (3/4/15)
- Logged first career triple against Iowa (2/28/15), adding one steal and one block
- Scored 8 points vs. Minnesota (1/28/15), going 3-3 from field and 2-2 from free throw line
- Had a career game at Michigan State (1/21/15), posting personal bests in nine categories, including 6 points, 5 rebounds and 2 assists ... Rebounds and assists were tied for the team lead.
- Was No. 3 on Sportscenter top plays for layup at Michigan State, while falling to the floor
- Scored first PSU career field goal vs. Purdue (1/17/15) and converted on the and-1 for three points ... Also tallied first steal
- Played nine minutes vs. Dartmouth (12/22/14), tallying first career points on a pair of FTs while also grabbing 3 rebounds
- Saw first PSU career action vs. Fordham (11/16/14)

AT VINCENNES (2013-14, 2012-13)

- Earned Second Team JUCO All-America honors
- Led the Trail Blazers to a 34-3 record and a third-place finish in the 2014 NJCAA Division I Tournament
- Tallied 12.2 points and 4.8 assists per game with an assist-to-turnover ratio of 3.1
- Shot 39 percent from behind the arc, ending the season with 59 3-pointers and an average of 1.6 per contest
- Helped Trailblazers to a 33-4 record and an appearance in the semifinals of the 2013 NJCAA Division I Tournament

Full bio page 10 of media guide

CAREER HIGHS

Points
Career.....8, vs. Minnesota (1/28/15)
BIG.....8, vs. Minnesota (1/28/15)

Rebounds
Career.....5, at Michigan State (1/21/15)
BIG.....5, at Michigan State (1/21/15)

Assists
Career.....2 (2x), last vs. Iowa (2/28/15)
BIG.....2 (2x), last vs. Iowa (2/28/15)

Blocks
Career.....1, vs. Iowa (2/28/15)
BIG.....1, vs. Iowa (2/28/15)

Steals
Career.....1 (4x), last vs. Iowa (2/28/15)
BIG.....1 (4x), last vs. Iowa (2/28/15)

Minutes
Career.....27, at Illinois (1/31/15)
BIG.....27, at Illinois (1/31/15)

Field Goals - Made
Career.....3, vs. Minnesota (1/28/15)
BIG.....3, vs. Minnesota (1/28/15)

Field Goals - Attempted
Career.....4 (3x), last at Ohio State (2/11/15)
BIG.....4 (3x), last at Ohio State (2/11/15)

3-Point Field Goals - Made
Career.....1, vs. Iowa (2/28/15)
BIG.....1, vs. Iowa (2/28/15)

3-Point Field Goals - Attempted
Career.....2, vs. Iowa (2/28/15)
BIG.....2, vs. Iowa (2/28/15)

Free Throws - Made
Career.....2 (3x), last vs. Ohio State (3/4/15)
BIG.....2 (2x), last vs. Ohio State (3/4/15)

Free Throws - Attempted
Career.....2 (5x), last vs. Ohio State (3/4/15)
BIG.....2 (4x), vs. Ohio State (3/4/15)

2014-15 GAME-BY-GAME

Opponent	Min	FG	3FG	FT	O-D-R	PF	A	TO	B	S	Pts
11/14 Morgan St.											
11/16 Fordham	3	0-0	0-0	0-0	0-0-0	0	0	0	0	0	0
11/20 Charlotte											
11/21 vs. Cornell											
11/23 vs. USC											
11/25 Akron											
11/28 @Bucknell											
12/3 Va. Tech											
12/6 @Marshall											
12/10 Duquesne											
12/14 Geo. Wash.											
12/20 Drexel											
12/22 Dartmouth	9	0-0	0-0	2-2	0-3-3	0	0	2	0	0	2
12/31 @Wisconsin	1	0-0	0-0	0-0	0-0-0	0	0	0	0	0	0
1/3 @Rutgers											
1/6 Michigan											
1/13 @Indiana											
1/17 Purdue	4	1-1	0-0	1-1	0-0-0	0	0	0	0	1	3
1/21 @Mich. St.	22	2-2	0-0	2-2	3-2-5	0	2	0	0	1	6
1/24 Rutgers	15	2-3	0-1	0-0	1-1-2	2	1	1	0	0	4
1/28 Minnesota	23	3-3	0-0	2-2	1-1-2	1	1	2	0	0	8
1/31 @Illinois	27	1-3	0-0	0-0	1-3-4	2	0	3	0	1	2
2/4 @Maryland	22	3-4	0-0	0-0	1-1-2	1	1	1	0	0	6
2/7 Nebraska	16	2-4	0-1	0-0	1-3-4	1	1	2	0	0	4
2/11 @Ohio St.	21	2-4	0-0	1-2	3-1-4	0	1	1	0	1	5
2/14 Maryland											
2/18 Wisconsin	6	0-2	0-0	0-0	1-0-1	0	0	0	0	0	0
2/21 @N'western	2	0-0	0-0	0-0	0-0-0	1	0	0	0	0	0
2/28 Iowa	12	1-2	1-2	0-0	1-0-1	1	2	1	1	1	3
3/4 Ohio St.	11	0-0	0-0	2-2	0-0-0	2	0	2	0	0	2
3/8 @Minnesota	8	0-0	0-0	0-2	0-1-1	3	0	0	0	0	0

FOSTERS' CAREER STATISTICS

YEAR	GP	GS	MIN	AVG	TOTAL			3-POINT			REBOUNDS														
					FG	FGA	PCT	FG	FGA	PCT	FT	FTA	PCT	OFF	DEF	TOT	AVG	PF	FO	A	TO	BLK	STL	PTS	AVG
2014-15	16	0	202	12.6	17	28	.607	1	4	.250	10	13	.769	13	16	29	1.8	14	0	9	15	1	5	45	2.8

BIG TEN STATISTICS

YEAR	GP	GS	MIN	AVG	TOTAL			3-POINT			REBOUNDS														
					FG	FGA	PCT	FG	FGA	PCT	FT	FTA	PCT	OFF	DEF	TOT	AVG	PF	FO	A	TO	BLK	STL	POINTS	AVG
2014-15	14	0	190	13.6	17	28	.607	1	4	.250	8	11	.727	13	13	26	1.9	14	0	9	13	1	5	43	3.1



SHEP GARNER

Guard | 6-1/185 | Freshman | Chester, Pa. | Roman Catholic | Major: Communications

AS A FRESHMAN (2014-15)

- Has started all 30 games, averaging 9.1 ppg, 2.8 rpg, 2.4 apg
- Has at least one 3-pointer in all but four games this season and multiple treys in 15 games
- In Big Ten games, scoring 9.6 ppg in nine road contests, compared to 7.9 ppg in the nine home games
- Shooting 78 percent (39-50) from the FT line
- Recorded a career high 17 points against Iowa (2/28/15), shooting 4-8 from behind the arc
- Tied career high with five assists and one turnover at Northwestern (2/21/15) to go with nine points of trio of treys
- Had career-high five assists, with one turnover, in win over Nebraska (2/7/15) ... All nine points cam off treys vs. Huskers
- Scored career-high 14 points for the fourth time this season at Illinois (1/31/15)
- Shot 75 percent from 3-range vs. Rutgers (1/24/15), hitting three to finish with 13 points and career-high tying 4 assists
- Tied career high and shared the team lead with 14 points at Indiana (1/13/15)
- Ended first career Big Ten game at Wisconsin (12/31/14) with 11 points
- Produced career-high four assists in back-to-back games, vs. Duquesne (12/10) and Marshall (12/6)
- Returned to double figures vs. Virginia Tech (12/3), going 4-4 from the FT line and hitting at least four FGs for the fifth time this season
- Limited to 5 points vs. Akron (11/25/14), but posted early career highs in rebounds (3), assists (3), steals (2)
- Hit four-consecutive 3-point field goals in the first half vs. USC (11/23), ending night with 13 points
- Had 10 points and two steals vs. Cornell (11/21/), none more important than the theft on the inbounds pass to set up Newbill's game-winning layup at the buzzer
- Hit all 7 FT attempts in 20T loss to Charlotte (11/20)
- Scored 14 points in the season opener vs. Morgan State (11/14), shooting 67 percent
- Became the first freshman to start in the season opener since Trey Lewis in 2011

Full bio page 11 of media guide

CAREER HIGHS

Points
 Career.....17, vs. Iowa (2/28/15)
 BIG.....17, vs. Iowa (2/28/15)

Rebounds
 Career.....6 (2x), last at Minnesota (3/8/15)
 BIG.....6, at Minnesota (3/8/15)

Assists
 Career.....5 (2x), last at Northwestern (2/21/15)
 BIG.....5 (2x), last at Northwestern (2/21/15)

Blocks
 Career.....1 (2x), last vs. George Washington (12/14/14)
 BIG.....

Steals
 Career.....2 (9x), last at Northwestern (2/21/15)
 BIG.....2 (7x), last at Northwestern (2/21/15)

Minutes
 Career.....39, vs. Charlotte (11/20/14)
 BIG.....35, vs. Purdue (1/17/15)

Field Goals - Made
 Career.....6 (2x), last at Indiana (1/13/15)
 BIG.....6, at Indiana (1/13/15)

Field Goals - Attempted
 Career.....16, at Indiana (1/13/15)
 BIG.....16, at Indiana (1/13/15)

3-Point Field Goals - Made
 Career.....4 (3x), last vs. Iowa (2/28/15)
 BIG.....4, vs. Iowa (2/28/15)

3-Point Field Goals - Attempted
 Career.....10, at Indiana (1/13/15)
 BIG.....10, at Indiana (1/13/15)

Free Throws - Made
 Career.....7, vs. Charlotte (11/20/14)
 BIG.....3, vs. Iowa (2/28/15)

Free Throws - Attempted
 Career.....7, vs. Charlotte (11/20/14)
 BIG.....3, vs. Iowa (2/28/15)

2014-15 GAME-BY-GAME

Opponent	Min	FG	3FG	FT	O-D-R	PF	A	TO	B	S	Pts
11/14 Morgan St.	29*	6-9	2-5	0-0	0-2-2	1	2	3	0	1	14
11/16 Fordham	23*	4-8	4-8	0-0	0-1-1	2	2	2	0	0	12
11/20 Charlotte	39*	3-11	1-6	7-7	0-3-3	4	2	1	0	1	14
11/21 vs. Cornell	19*	4-7	2-3	0-0	0-0-0	0	0	2	0	2	10
11/23 vs. USC	32*	4-7	4-6	1-2	0-1-1	1	2	1	0	0	13
11/25 Akron	23*	2-11	1-4	0-0	2-1-3	1	3	3	0	2	5
11/28 @Bucknell	22*	3-4	2-3	0-0	0-1-1	2	2	1	0	0	8
12/3 Va. Tech	25*	4-10	1-6	4-4	1-1-2	1	2	3	0	1	13
12/6 @Marshall	26*	0-2	0-2	3-4	1-5-6	2	4	1	0	0	3
12/10 Duquesne	37*	5-10	3-8	0-0	0-4-4	0	4	0	1	0	13
12/14 Geo. Wash.	25*	4-11	2-7	0-0	0-3-3	0	2	2	1	1	10
12/20 Drexel	28*	2-5	1-2	3-4	0-4-4	2	3	1	0	1	8
12/22 Dartmouth	17*	1-3	1-3	0-0	1-2-3	2	2	1	0	0	3
12/31 @Wisconsin	26*	5-8	1-2	0-0	0-0-0	5	2	1	0	0	11
1/3 @Rutgers	29*	3-10	1-7	1-2	1-4-5	2	1	2	0	0	5
1/6 Michigan	22*	2-3	2-3	0-0	0-2-2	4	3	1	0	2	6
1/13 @Indiana	30*	6-16	2-10	0-0	1-3-4	1	2	2	0	1	14
1/17 Purdue	35*	1-9	1-6	2-2	2-2-4	2	4	2	0	0	5
1/21 @Mich. St.	29*	3-7	2-5	1-4	1-3-4	4	2	1	0	2	9
1/24 Rutgers	28*	5-8	3-4	0-0	0-0-0	1	4	1	0	2	13
1/28 Minnesota	30*	1-4	0-2	1-2	1-1-2	2	3	3	0	2	3
1/31 @Illinois	33*	5-10	1-6	3-3	0-2-2	2	1	3	0	1	14
2/4 @Maryland	32*	2-9	0-5	2-5	0-4-4	1	1	4	0	0	6
2/7 Nebraska	30*	3-7	3-6	0-0	0-4-4	1	5	1	0	1	9
2/11 @Ohio St.	27*	3-11	1-5	2-2	1-3-4	3	3	1	0	0	9
2/14 Maryland	28*	1-8	1-5	2-2	2-3-5	3	1	0	0	2	5
2/18 Wisconsin	27*	0-9	0-3	0-0	0-2-2	0	1	0	0	2	0
2/21 @N'western	33*	3-10	3-8	0-0	1-2-3	4	5	1	0	2	9
2/28 Iowa	32*	5-11	4-8	3-3	0-1-1	5	3	1	0	1	17
3/4 Ohio St.	33	4-14	1-6	4-4	0-3-3	3	0	1	0	1	13
3/8 @Minnesota	36*	2-11	2-6	0-0	1-5-6	2	2	0	0	0	6

GARNERS' CAREER STATISTICS

YEAR	GP	GS	MIN	AVG	TOTAL			3-POINT			REBOUNDS														
					FG	PCT	FGA	FG	PCT	FGA	FT	FTA	PCT	OFF	DEF	TOT	AVG	PF	FO	A	TO	BLK	STL	PTS	AVG
2014-15	31	30	885	28.5	96	.365	263	52	.325	160	39	50	.780	16	72	88	2.8	63	2	73	46	2	28	283	9.1

BIG TEN STATISTICS

YEAR	GP	GS	MIN	AVG	TOTAL			3-POINT			REBOUNDS														
					FG	PCT	FGA	FG	PCT	FGA	FT	FTA	PCT	OFF	DEF	TOT	AVG	PF	FO	A	TO	BLK	STL	POINTS	AVG
2014-15	18	17	540	30.0	54	.327	165	28	.289	97	21	29	.724	11	44	55	3.1	45	2	43	25	0	19	157	8.7



DONOVON JACK

Forward | 6-9/210 | Junior | Reading, Pa. | Berks Catholic | Major: Kinesiology

AS A JUNIOR (2014-15)

- Entered the Top 10 in career blocks at Penn State with a single stop vs. Fordham (11/16) ... Now in eighth place with 79 for career [Block Chart: Page 25]
- Has seen action in all 31 games, making 12 starts
- Combined 14-16 from the FT line in the last 16 games
- Had six points, with 4-4 showing from FT line, and put up season-high four blocks vs. Minnesota (1/28/15) ... Moved into eighth all-time in PSU career blocks with performance against the Gophers
- Went 4-4 from the field vs. Michigan (1/6/15) and hit lone free throw attempt for nine points ... Also had four rebounds ... First time in 50 games played without a personal foul vs. the Wolverines
- Well-rounded performance vs. Drexel (12/20/14) with 8 points, 7 rebounds and 2 blocks
- Produced fourth career double-digit scoring outing with 11 vs. Duquesne (12/10), shooting 3-4 from field and 5-6 from FT line
- Had a 30-second span late in the game at Marshall (12/6) with a put-back, defensive rebound and two FTs to help secure win
- Came off the bench vs. Virginia Tech and posted seven boards and four points
- Has been strong in second half of games this season
- Had a huge second half vs. USC (11/23), picking up seven of eight rebounds to go with eight total points ... No two points were bigger than a tip-in with 2:22 to play to give Penn State a four-point lead, 58-54

Full bio page 12-14 of media guide

CAREER HIGHS

Points
 Career..... 18 (2x), last vs. Marshall (12/7/13)
 BIG..... 12, at Michigan (1/14/14)

Rebounds
 Career..... 12, at Duquesne (12/11/13)
 BIG..... 9, at Nebraska (2/20/14)

Assists
 Career..... 4, at Northwestern (3/6/14)
 BIG..... 4, at Northwestern (3/6/14)

Blocks
 Career..... 7, vs. Marshall (12/7/13)
 BIG..... 5 (2x), last at Purdue (1/18/14)

Steals
 Career..... 3 (2x), last at Indiana (2/12/14)
 BIG..... 3 (2x), last at Indiana (2/12/14)

Minutes
 Career..... 36, vs. Princeton (12/14/13)
 BIG..... 31, at Purdue (1/18/14)

Field Goals - Made
 Career..... 8, vs. Marshall (12/7/13)
 BIG..... 5, at Michigan (1/14/14)

Field Goals - Attempted
 Career..... 12, vs. Marshall (12/7/13)
 BIG..... 10 (2x), last vs. Illinois (2/9/14)

3-Point Field Goals - Made
 Career..... 4, vs. LaSalle (11/19/13)
 BIG..... 3, vs. Michigan State (12/31/13)

3-Point Field Goals - Attempted
 Career..... 6 (2x), last vs. Purdue (2/2/14)
 BIG..... 6, vs. Purdue (2/2/14)

Free Throws - Made
 Career..... 5, vs. Duquesne (12/10/14)
 BIG..... 4 (2x), last vs. Minnesota (1/28/15)

Free Throws - Attempted
 Career..... 7, at Iowa (2/15/14)
 BIG..... 4 (2x), last vs. Minnesota (1/28/15)

2014-15 GAME-BY-GAME

Opponent	Min	FG	3FG	FT	O-D-R	PF	A	TO	B	S	Pts
11/14 Morgan St.	17*	1-4	0-0	1-2	1-3-4	3	1	3	1	2	3
11/16 Fordham	19*	0-0	0-0	0-0	0-4-4	2	0	0	1	0	0
11/20 Charlotte	10*	2-5	0-0	0-1	2-0-2	4	0	0	1	0	4
11/21 vs. Cornell	20*	0-1	0-0	0-0	0-3-3	3	1	0	1	1	0
11/23 vs. USC	23*	4-8	0-2	0-0	3-5-8	3	0	2	2	1	8
11/25 Akron	12*	1-1	0-0	2-2	0-1-1	3	0	0	1	1	4
11/28 @Bucknell	19*	2-4	0-1	1-2	2-1-3	5	0	0	0	1	5
12/3 Va. Tech	16	2-5	0-2	0-0	1-6-7	4	0	1	0	0	4
12/6 @Marshall	17	2-6	0-0	2-2	2-2-4	3	2	0	1	1	6
12/10 Duquesne	12	3-4	0-0	5-6	2-1-3	3	1	1	0	1	11
12/14 Geo. Wash.	8	1-2	0-0	0-0	2-1-3	5	0	1	2	0	2
12/20 Drexel	18	3-5	0-0	2-2	2-5-7	5	0	1	2	0	8
12/22 Dartmouth	21	3-6	0-0	0-0	2-1-3	3	1	0	1	0	6
12/31 @Wisconsin	10	2-2	0-0	0-2	0-1-1	3	1	0	0	1	4
1/3 @Rutgers	18	1-3	0-1	0-0	1-3-4	4	0	0	0	0	2
1/6 Michigan	21	4-4	0-0	1-1	1-3-4	0	1	0	1	0	9
1/13 @Indiana	14*	3-3	0-0	4-4	3-1-4	3	2	2	0	0	10
1/17 Purdue	17*	2-3	0-0	1-2	1-1-2	5	0	3	0	1	5
1/21 at Mich. St.	12	0-1	0-0	2-2	1-1-2	2	0	1	0	0	2
1/24 Rutgers	10	1-3	1-2	0-0	2-1-3	4	0	1	1	1	3
1/28 Minnesota	18*	1-4	0-1	4-4	1-1-2	1	0	0	4	0	6
1/31 at Illinois	10*	0-0	0-0	0-0	1-3-4	2	0	2	0	2	0
2/4 @Maryland	13*	1-2	1-1	0-0	0-0-0	4	0	0	1	1	3
2/7 Nebraska	10	0-1	0-0	1-2	0-1-1	3	0	1	0	0	1
2/11 at Ohio St.	4	0-1	0-0	1-2	1-0-1	0	0	0	0	0	1
2/14 Maryland	11	1-1	0-0	0-0	1-0-1	1	0	1	0	0	2
2/18 Wisconsin	7	0-1	0-0	0-0	0-1-1	2	0	0	1	0	0
2/21 @N'western	4	0-1	0-0	0-0	1-0-1	1	0	1	0	0	1
2/28 Iowa	14	1-3	0-0	0-0	2-1-3	2	0	1	1	0	2
3/4 Ohio St.	11	0-2	0-2	2-2	0-2-2	3	0	0	0	0	2
3/8 @Minnesota	7	0-0	0-0	0-0	0-0-0	2	0	0	1	0	0

JACK'S CAREER STATISTICS

YEAR	GP	GS	MIN	AVG	TOTAL			3-POINT			REBOUNDS			OFF	DEF	TOT	AVG	PF	FO	A	TO	BLK	STL	PTS	AVG
					FG	FGA	PCT	FG	FGA	PCT	FT	FTA	PCT												
2012-13	17	0	112	6.6	11	23	.478	1	2	.500	6	9	.667	5	12	17	1.0	17	0	0	7	3	2	29	1.7
2013-14	34	27	672	19.8	81	180	.450	19	63	.302	30	51	.588	47	81	128	3.8	113	6	27	16	53	14	211	6.2
2014-15	31	12	423	13.6	41	86	.477	2	12	.167	29	38	.763	35	53	88	2.8	89	4	10	22	23	15	113	3.6
TOTAL	82	39	1207	14.7	133	289	.460	22	77	.286	65	98	.663	87	146	233	2.8	219	10	37	45	79	31	353	4.3

BIG TEN STATISTICS

YEAR	GP	GS	MIN	AVG	TOTAL			3-POINT			REBOUNDS			OFF	DEF	TOTAL	AVG	PF	FO	A	TO	BLK	STL	POINTS	AVG
					FG	FGA	PCT	FG	FGA	PCT	FT	FTA	PCT												
2012-13	8	0	56	7.0	3	11	.273	1	2	.500	2	2	1.000	2	4	6	0.8	9	0	0	5	1	0	9	1.1
2013-14	18	14	354	19.7	43	105	.410	10	41	.244	13	24	.542	33	43	76	4.2	60	3	19	7	21	10	109	6.1
2014-15	18	5	211	11.7	17	35	.486	2	7	.286	16	21	.762	16	20	36	2.0	43	1	4	13	10	7	52	2.9
TOTAL	44	19	621	14.1	63	151	.417	13	50	.260	31	47	.660	51	67	118	2.7	112	4	23	25	32	17	170	3.9



JOHN JOHNSON

Guard | 6-1/185 | Senior | Philadelphia, Pa. | Life Center Academy (Pittsburgh)
Major: Communications

Announced Jan. 12: Johnson has been suspended from the team for because of conduct not consistent with team standards and values. He remains a part of the program, but will not participate in team activities during the suspension.

AS A SENIOR (2014-15)

- Saw action in the first 16 games this season, averaging 7.4 ppg and 1.7 rpg
- Made multiple 3-pointers for the third time this season vs. Michigan (1/6/15), finishing with a career-high tying four 3-pointers and 16 points
- Tied a season high with 17 points at Marshall (12/6) with a career-high tying five rebounds in just 22 minutes
- Tallied season-high 17 points vs. Cornell, with 13 of them coming in the second half ... Nailed a 3-pointer with :04 on the clock to make it a one-point game, 71-70 Cornell
- Only 3 points scored vs. Charlotte (11/20) were on the game-tying 3-pointer with 3 seconds remaining in regulation to force the first of two overtimes
- Took 11 FT attempts vs. Fordham (11/16/14), tied for the most of any player in the Big Ten to start the season

AS A JUNIOR (2013-14)

- Played in 21 contests with an average of 6.9 points per game
- Started in the final two games of the season, the first vs. Hampton (3/19/14) in first round of CBI action, ending night with two points
- One of the first players off the bench in first 19 games once becoming eligible
- Led team in scoring in two games, including his first appearance as a Nittany Lion against Mount St. Mary's (12/22/13) with 20 points
- Sat out the first half of the season before becoming eligible

Full bio page 15-17 of media guide

CAREER HIGHS (*Pitt statistics)

Points
Career.....20, vs. Mount St. Mary's (12/22/13)
BIG.....18, at Illinois (1/4/14)

Rebounds
Career.....5 (2x), last at Marshall (12/6/14)
BIG.....5, vs. Wisconsin (3/2/14)

Assists
Career.....5 (2x), last vs. Cincinnati (1/1/12)*
BIG.....3 (2x), last vs. Michigan (1/6/15)

Blocks
Career.....1, vs. Purdue (2/2/14)
BIG.....1, vs. Purdue (2/2/14)

Steals
Career.....2 (3x), last at Rutgers (1/3/15)
BIG.....2, at Rutgers (1/3/15)

Minutes
Career.....30, vs. Minnesota (3/13/14)
BIG.....30, vs. Minnesota (3/13/14)

Field Goals - Made
Career.....8, Mount St. Mary's (12/22/13)
BIG.....6, at Illinois (1/4/14)

Field Goals - Attempted
Career.....11 (3x), last vs. Michigan (1/6/15)
BIG.....11 (2x), last vs. Michigan (1/6/15)

3-Point Field Goals - Made
Career.....4 (2x), last vs. Michigan (1/6/15)
BIG.....4 (2x), last vs. Michigan (1/6/15)

3-Point Field Goals - Attempted
Career.....6 (2x), last vs. Nebraska (1/23/14)
BIG.....8, vs. Michigan (1/6/15)v

Free Throws - Made
Career.....7 (2x), last at Marshall (12/6/14)
BIG.....3, vs. Purdue (2/2/14)

Free Throws - Attempted
Career.....12, at Marshall (12/6/14)
BIG.....6, vs. Purdue (2/2/14)

2014-15 GAME-BY-GAME

Opponent	Min	FG	3FG	FT	O-D-R	PF	A	TO	B	S	Pts
11/14 Morgan St.	23	1-3	0-0	4-4	0-2-2	1	1	2	0	0	6
11/16 Fordham	25	2-8	0-2	7-11	0-2-2	0	3	1	0	2	11
11/20 Charlotte	19	1-4	1-3	0-0	0-1-1	3	4	3	0	1	3
11/21 vs. Cornell	25	6-9	1-3	4-4	0-3-3	3	1	0	0	0	17
11/23 vs. USC	15	0-1	0-0	0-0	1-1-2	1	0	2	0	1	0
11/25 Akron	22	3-5	0-0	2-4	0-2-2	0	0	0	0	0	8
11/28 @Bucknell	22	1-3	1-2	4-4	0-2-2	1	1	0	0	1	8
12/3 Va. Tech	23	2-4	0-1	1-2	0-1-1	2	1	1	0	0	5
12/6 @Marshall	22	4-7	2-3	7-12	2-3-5	0	0	2	0	1	17
12/10 Duquesne	12	1-2	0-0	0-1	0-0-0	1	0	2	0	0	2
12/14 Geo. Wash.	20	0-3	0-3	0-0	0-1-1	0	0	2	0	0	2
12/20 Drexel	14	1-3	0-2	1-2	0-0-0	3	1	2	0	0	3
12/22 Dartmouth	22	2-5	2-3	4-5	0-0-0	2	0	0	0	0	10
12/31 @Wisconsin	16	2-4	1-2	0-0	1-2-3	2	2	0	0	0	5
1/3 @Rutgers	23	2-5	1-3	3-4	0-1-1	0	2	1	0	2	8
1/6 Michigan	27	5-11	4-8	2-2	1-0-1	3	3	1	0	1	16
1/13 @Indiana											Did Not Play
1/17 Purdue											Did Not Play
1/21 at Mich. St.											Did Not Play
1/24 Rutgers											Did Not Play
1/28 Minnesota											Did Not Play
1/31 at Illinois											Did Not Play
2/4 @Maryland											Did Not Play
2/7 Nebraska											Did Not Play
2/11 at Ohio St.											Did Not Play
2/14 Maryland											Did Not Play
2/18 Wisconsin											Did Not Play
2/21 @N'western											Did Not Play
2/28 Iowa											Did Not Play
3/4 Ohio St.											Did Not Play
3/8 @Minnesota											Did Not Play

JOHNSON'S CAREER STATISTICS

YEAR	GP	GS	MIN	AVG	TOTAL			3-POINT			REBOUNDS			OFF	DEF	TOT	AVG	PF	FO	A	TO	BLK	STL	PTS	AVG
					FG	FGA	PCT	FG	FGA	PCT	FT	FTA	PCT												
2011-12*	39	2	550	14.1	53	132	.402	33	86	.384	25	30	.833	4	21	25	0.6	54	2	46	35	0	12	164	4.2
2013-14	21	2	429	20.4	51	135	.378	21	66	.318	17	22	.773	4	31	35	1.7	42	1	12	26	1	6	140	6.7
2014-15	16	0	330	20.6	33	77	.429	13	35	.371	39	55	.709	6	21	27	1.7	20	0	23	17	0	11	118	7.4
PSU	37	2	759	20.5	84	212	.396	34	101	.337	56	77	.727	10	52	62	1.7	62	1	35	43	1	17	258	7.0
TOTAL*	76	4	1309	17.2	137	344	.398	67	187	.358	81	107	.757	14	73	87	1.1	116	3	81	78	1	29	422	5.6

* at Pitt

BIG TEN STATISTICS

YEAR	GP	GS	MIN	AVG	TOTAL			3-POINT			REBOUNDS			OFF	DEF	TOTAL	AVG	PF	FO	A	TO	BLK	STL	POINTS	AVG
					FG	FGA	PCT	FG	FGA	PCT	FT	FTA	PCT												
2013-14	17	0	341	20.1	38	108	.352	16	57	.281	15	19	.789	4	28	32	1.9	33	1	10	21	1	5	107	6.3
2014-15	3	0	66	22.0	9	20	.450	6	13	.462	5	6	.833	2	3	5	1.7	5	0	7	2	0	3	29	9.7
TOTAL	20	0	407	20.4	47	128	.367	22	70	.314	20	25	.800	6	31	37	1.9	38	1	17	23	1	8	136	6.8



KEVIN MONTMINY

Guard | 6-3/185 | Senior | Centre Hall, Pa. | Penns Valley
Major: MAAC Program -- Finance (Bachelor's) / Accounting (Master's)

CAREER NOTE: Earned a scholarship prior to the 2014-15 season after spending three seasons as a walk-on.

ASA SENIOR (2014-15)

- Has taken the court in five games this season, most recently against Ohio State (3/4/15), earning his first career start
- Grabbed a rebound vs. Scarlet Knights (1/24/15)
- Earned sixth-consecutive semester with 4.0 GPA
- Nominated for the NABC Good Works Team, a prestigious community service award
- Serves as president of the student chapter of Coaches vs. Cancer - Penn State

ASA JUNIOR (2013-14)

- Big Ten Distinguished Scholar and Academic All-Big Ten selection
- Earned team's Scholastic Achievement Award
- Took the court in four Big Ten games, including three of the final five regular-season league contests

Full bio page 18-20 of media guide

CAREER HIGHS

Points
Career..... 5, vs. Iowa (2/14/13)
B1G..... 5, vs. Iowa (2/14/13)

Rebounds
Career..... 2 (2x), last vs. Northwestern (1/10/13)
B1G..... 2, vs. Northwestern (1/10/13)

Blocks
Career..... 1, at Purdue (1/13/13)
B1G..... 1, at Purdue (1/13/13)

Steals
Career..... 1 (2x), last at Northwestern (3/7/13)
B1G..... 1 (2x), last at Northwestern (3/7/13)

Minutes
Career..... 12, vs. Northwestern (1/10/13)
B1G..... 12, vs. Northwestern (1/10/13)

Field Goals - Made
Career..... 2, vs. Iowa (2/14/13)
B1G..... 2, vs. Iowa (2/14/13)

Field Goals - Attempted
Career..... 3, vs. New Hampshire (12/23/12)
B1G..... 2 (2x), last vs. Iowa (2/14/13)

3-Point Field Goals - Made
Career..... 1 (4x), last at Iowa (2/14/13)
B1G..... 1 (3x), last at Iowa (2/14/13)

3-Point Field Goals - Attempted
Career..... 2 (2x), last at Iowa (1/31/13)
B1G..... 2, at Iowa (1/31/13)

Free Throws - Made
Career..... 1 (2x), last vs. Northwestern (1/10/13)
B1G..... 1, vs. Northwestern (1/10/13)

Free Throws - Attempted
Career..... 3, vs. Duquesne (12/29/12)
B1G..... 1 (2x), last at Minnesota (3/2/13)

2014-15 GAME-BY-GAME

Opponent	Min	FG	3FG	FT	O-D-R	PF	A	TO	B	S	Pts
11/14 Morgan St.											
11/16 Fordham											
11/20 Charlotte											
11/21 vs. Cornell											
11/23 vs. USC											
11/25 Akron											
11/28 @Bucknell											
12/3 Va. Tech											
12/6 @Marshall											
12/10 Duquesne											
12/14 Geo. Wash.											
12/20 Drexel											
12/22 Dartmouth	1	0-1	0-0	0-0	0-0-0	0	0	0	0	0	0
12/31 @Wisconsin	0+	0-0	0-0	0-0	0-0-0	0	0	0	0	0	0
1/3 @Rutgers											
1/6 Michigan											
1/13 @Indiana											
1/17 Purdue											
1/21 at Mich. St.											
1/24 Rutgers	1	0-1	0-0	0-2	1-0-1	0	0	0	0	0	0
1/28 Minnesota											
1/31 at Illinois											
2/4 @Maryland											
2/7 Nebraska											
2/11 at Ohio St.											
2/14 Maryland											
2/18 Wisconsin											
2/21 @N'western	1	0-0	0-0	0-0	0-0-0	0	0	0	0	0	0
2/28 Iowa											
3/4 Ohio St.	3	0-0	0-0	0-0	0-0-0	0	0	0	0	0	0
3/8 @Minnesota											

MONTMINY'S CAREER STATISTICS

YEAR	GP	GS	MIN	AVG	TOTAL			3-POINT			REBOUNDS			OFF	DEF	TOT	AVG	PF	FO	A	TO	BLK	STL	PTS	AVG
					FG	FGA	PCT	FG	FGA	PCT	FT	FTA	PCT												
2011-12	9	0	10	1.1	1	2	.500	0	1	.000	0	0	.000	1	0	1	0.1	0	0	0	0	0	2	0.2	
2012-13	23	0	71	3.1	7	15	.467	4	11	.364	2	5	.400	4	4	8	0.3	15	1	0	2	1	2	0.9	
2013-14	8	0	14	1.8	1	1	1.000	0	0	.000	0	0	.000	1	0	1	0.1	2	0	0	0	0	2	0.3	
2014-15	5	1	6	1.2	0	2	.000	0	0	.000	0	2	.000	1	0	1	0.2	0	0	0	0	0	0	0.0	
TOTAL	45	1	101	2.2	9	20	.450	4	12	.333	2	7	.286	7	4	11	0.2	17	1	0	2	1	2	0.5	

BIG TEN STATISTICS

YEAR	GP	GS	MIN	AVG	TOTAL			3-POINT			REBOUNDS			OFF	DEF	TOTAL	AVG	PF	FO	A	TO	BLK	STL	POINTS	AVG
					FG	FGA	PCT	FG	FGA	PCT	FT	FTA	PCT												
2011-12	5	5	1.0	0	0	1	.000	0	1	.000	0	0	.000	0	0	0	0.0	0	0	0	0	0	0	0.0	
2012-13	15	0	57	3.8	6	10	.600	3	7	.429	1	2	.500	3	2	5	0.3	14	1	0	2	1	2	1.1	
2013-14	4	0	6	1.5	0	0	.000	0	0	.000	0	0	.000	0	0	0	0.0	0	0	0	0	0	0	0.0	
2014-15	4	1	5	1.3	0	1	.000	0	0	.000	0	2	.000	1	0	1	0.3	0	0	0	0	0	0	0.0	
TOTAL	28	1	73	2.6	6	12	.500	3	8	.375	1	4	.250	4	2	6	0.2	14	1	0	2	1	2	0.6	



JULIAN MOORE

Forward | 6-10/235 | R-Freshman | Philadelphia, Pa. | Germantown Academy
Major: Information Systems & Technology

ASA REDSHIRT FRESHMAN (2014-15)

- Has seen action in 30 games this season, averaging 1.5 points and 1.7 rebounds per games
- Recorded at least two blocks in the last two consecutive games, most recently at Minnesota (3/8)
- Made his first career start against Iowa (2/28), tallying the opening field goal of the game as well as four rebounds and one block
- Recorded his first career 3-pointer on his first career attempt against Wisconsin (2/18) ... Also had four rebounds vs. the Badgers
- Had career game at Illinois (1/31/15), finishing with 10 points, four rebounds and a 2-2 showing from FT line
- Produced four points in seven minutes vs. Minnesota (1/28/15), tying career high
- Grabbed career-high five rebounds in career-high 22 minutes of play vs. Rutgers (1/24/15)
- Produced first Big Ten block at Indiana (1/13/15)
- Saw first career Big Ten action at Wisconsin (12/31/14), tallying personal-best tying 4 points on 2-2 shooting

ASA FRESHMAN (2013-14)

- Received a medical hardship waiver for the 2013-14 season and has four seasons of eligibility remaining
- Broke nose prior to the Dec. 14, 2013, Princeton game and was unable to compete for the remainder of the season because of various complications stemming from the injury
- Has added nearly 20 pounds of muscle to his frame and has worked tirelessly in the gym and weight room throughout the summer

Full bio page 21-22 of media guide

CAREER HIGHS

Points
Career.....10, at Illinois (1/31/15)
B1G.....10, at Illinois (1/31/15)

Rebounds
Career.....6, vs. Longwood (11/24/13)
B1G.....5, vs. Rutgers (1/24/15)

Assists
Career.....1, at Penn (11/16/13)
B1G.....N/A

Blocks
Career.....2 (2x), last at Minnesota (3/8/15)
B1G.....2 (2x), last at Minnesota (3/8/15)

Steals
Career.....1 (4x), last at Indiana (1/13/15)
B1G.....1, at Indiana (1/13/15)

Minutes
Career.....22, vs. Rutgers (1/24/15)
B1G.....22, vs. Rutgers (1/24/15)

Field Goals - Made
Career.....4, at Illinois (1/31/15)
B1G.....4, at Illinois (1/31/15)

Field Goals - Attempted
Career.....7, at Illinois (1/31/15)
B1G.....7, at Illinois (1/31/15)

3-Point Field Goals - Made
Career.....0
B1G.....0

3-Point Field Goals - Attempted
Career.....0
B1G.....0

Free Throws - Made
Career.....2 (4x), last vs. Nebraska (2/7/15)
B1G.....2 (2x), last vs. Nebraska (2/7/15)

Free Throws - Attempted
Career.....4, vs. Nebraska (2/7/15)
B1G.....4, vs. Nebraska (2/7/15)

2014-15 GAME-BY-GAME

Opponent	Min	FG	3FG	FT	O-D-R	PF	A	TO	B	S	Pts
11/14 Morgan St.	8	0-0	0-0	0-1	1-3-4	0	0	1	0	0	0
11/16 Fordham	15	2-3	0-0	0-1	0-2-2	0	0	0	1	0	4
11/20 Charlotte	4	0-0	0-0	0-0	0-1-1	2	0	1	0	0	0
11/21 vs. Cornell	1	0-1	0-0	0-0	0-0-0	0	0	0	0	0	0
11/23 vs. USC	4	0-0	0-0	0-0	0-0-0	0	0	0	1	0	0
11/25 Akron	2	0-1	0-0	0-0	1-0-1	0	0	1	0	0	0
11/28 @Bucknell	7	1-1	0-0	0-0	0-0-0	1	0	1	0	1	2
12/3 Va. Tech	2	0-0	0-0	0-0	0-1-1	0	0	0	1	0	0
12/6 @Marshall	5	1-1	0-0	0-0	0-2-2	2	0	0	0	0	2
12/10 Duquesne	6	0-0	0-0	1-3	0-2-2	3	0	0	0	0	1
12/14 Geo. Wash.	4	0-1	0-0	0-0	0-1-1	0	0	0	1	0	0
12/20 Drexel	3	0-0	0-0	0-0	0-0-0	0	0	0	0	0	0
12/22 Dartmouth	6	0-0	0-0	0-0	0-1-1	0	0	0	0	0	0
12/31 @Wisconsin	8	2-2	0-0	0-0	1-1-2	1	0	0	0	0	4
1/3 @Rutgers	3	0-0	0-0	0-0	0-0-0	0	0	0	0	0	0
1/6 Michigan	Did Not Play										
1/13 @Indiana	9	0-0	0-0	0-2	1-0-1	3	0	0	1	1	0
1/17 Purdue	2	0-0	0-0	0-0	0-0-0	0	0	0	0	0	0
1/21 at Mich. St.	6	1-2	0-0	0-0	0-1-1	2	0	1	0	0	2
1/24 Rutgers	22	1-2	0-0	0-0	1-4-5	0	0	3	0	0	2
1/28 Minnesota	7	2-2	0-0	0-0	1-0-1	2	0	0	0	0	4
1/31 at Illinois	22	4-7	0-0	2-2	3-1-4	1	0	2	0	0	10
2/4 @Maryland	1	0-0	0-0	0-0	0-0-0	1	0	0	0	0	0
2/7 Nebraska	7	0-1	0-0	2-4	0-3-3	1	0	0	0	0	2
2/11 at Ohio St.	12	2-6	0-0	0-0	1-2-3	3	0	3	0	0	4
2/14 Maryland	5	0-0	0-0	1-2	0-1-1	1	0	0	0	0	1
2/18 Wisconsin	12	1-1	1-1	0-0	1-3-4	1	0	2	0	0	3
2/21 @N'western	7	0-0	0-0	0-2	2-0-2	0	0	0	0	0	0
2/28 Iowa	11*	1-2	0-0	0-0	1-3-4	2	0	1	1	0	2
3/4 Ohio St.	12	0-1	0-0	0-0	0-1-1	2	0	0	2	0	1
3/8 @Minnesota	11	1-3	0-0	0-0	2-1-3	2	0	0	2	0	2

MOORE'S CAREER STATISTICS

YEAR	GP	GS	MIN	AVG	TOTAL			3-POINT			REBOUNDS			OFF	DEF	TOT	AVG	PF	FO	A	TO	BLK	STL	PTS	AVG
					FG	FGA	PCT	FG	FGA	PCT	FT	FTA	PCT												
2013-14*	7	0	68	9.7	2	6	.333	0	0	.000	4	4	1.000	1	10	11	1.6	12	1	1	0	3	2	8	1.1
2014-15	30	1	224	7.5	19	37	.514	1	1	1.000	6	17	.353	16	34	50	1.7	30	0	0	16	10	3	45	1.5
TOTAL	37	1	292	7.9	21	43	.488	1	1	1.000	10	21	.476	17	44	61	1.6	42	1	1	16	13	5	53	1.4

*received medical hardship waiver

BIG TEN STATISTICS

YEAR	GP	GS	MIN	AVG	TOTAL			3-POINT			REBOUNDS			OFF	DEF	TOTAL	AVG	PF	FO	A	TO	BLK	STL	POINTS	AVG
					FG	FGA	PCT	FG	FGA	PCT	FT	FTA	PCT												
2014-15	17	1	157	9.2	15	29	.517	1	1	1.000	5	12	.417	14	21	35	2.1	22	0	0	12	6	2	36	2.1



D.J. NEWBILL

Guard | 6-4/210 | Senior | Philadelphia, Pa. | Strawberry Mansion HS (So. Miss.)
Major: Communications

CAREER HONORS

- 2014-15:** Second Team All-Big Ten | Senior CLASS Award finalist | B1G Player of the Week (Dec. 1)
- 2013-14:** Second Team All-Big Ten (*Coaches & Media*) | B1G Player of the Week (Feb. 3) | Barclays Center Classic all-tourney team
- 2012-13:** Honorable Mention All-Big Ten
- 2010-11 (at So. Miss.):** Conference USA All-Freshman Team

CAREER NOTES

- Owns No. 4 spot in career scoring at Penn State (1,749 points) in just his third season in the program ... Would need 237 points to reach No. 3 Joe Crispin (1,986; 1988-2001) [MORE: Page 25]
- Owns the No. 7 and No. 6 spots on single-season scoring charts ... 604 points in 2013-14 are seventh with this year's point total at No. 6, and rising
- Reached the 600 points plateau with 17 points against Ohio State with 641 on the season ... There have been six players, Newbill included, to score at least 600 points in a season a total of eight times in PSU history
- Newbill is just the second player in Penn State history to tally at least 500 points in three-consecutive seasons, joining Talor Battle
- Averaging 18.2 ppg over three seasons at Penn State, a career averages which is second all-time in PSU history, second only to Jesse Arnelo
- Has the PSU record for most points by a three-year player
- Including his freshman season at So. Miss., he surpassed the 2,000 point-mark against OSU (3/4) with 17 points to become one of 10 active DI players to reach the mark
- Has the ninth-most career points (2,042; including So. Miss.) of any active Division I player

2014-15 HIGHLIGHTS

- Averaging 20.7 ppg, 4.9 rpg and 3.1 apg through 31 games ... 20.7 ppg is tops among players in the Big Ten, 7th in NCAA Div I (first among Power 5 conference schools)
- Season ppg (20.7) is the fifth-highest all-time and is the best mark since 1963 when Earl Hoffman finished the year with 21.7 ppg.
- Has the seventh-most points (641) and 10th-most FGs (221) of any DI player
- Scored 20-plus points in 16 games this season, including 11 of the last 21 games (nine vs. Big Ten) ... Three 30-plus point games

continued on page 18

CAREER HIGHS

Points
Career 37, vs. Purdue (1/17/15)
B1G 37, vs. Purdue (1/17/15)

Rebounds
Career 12, vs. Duquesne (12/29/12)
B1G 11, vs. Minnesota (1/28/15)

Assists
Career 7 (3x), last vs. Longwood (11/24/13)
B1G 7, vs. Purdue (2/5/13)

Blocks
Career 1 (20x), last vs. Maryland (2/14/15)
B1G 1 (10x), last vs. Maryland (2/14/15)

Steals
Career 4 (3x), last vs. Cornell (11/21/14)
B1G 4, at Indiana (1/23/13)

Minutes
Career 50, vs. Charlotte (11/20/14)
B1G 44, vs. Iowa (2/28/15)

Field Goals - Made
Career 14, vs. Charlotte (11/20/14)
B1G 13 (2x), last vs. Wisconsin (2/18/15)

Field Goals - Attempted
Career 33, vs. Charlotte (11/20/14)
B1G 23 (2x), last vs. Purdue (1/17/15)

3-Point Field Goals - Made
Career 5, at Minnesota (3/9/15)
B1G 5, at Minnesota (3/9/15)

3-Point Field Goals - Attempted
Career 11 (2x), last at Minnesota (3/9/15)
B1G 11, at Minnesota (3/9/15)

Free Throws - Made
Career 12 (2x), last vs. Akron (11/25/14)
B1G 11 (2x), last Ohio State (2/27/14)

Free Throws - Attempted
Career 16, vs. Duquesne (12/29/12)
B1G 15, vs. Michigan State (1/16/13)

2014-15 GAME-BY-GAME

Opponent	Min	FG	3FG	FT	O-D-R	PF	A	TO	B	S	Pts
11/14 Morgan St.	36*	4-10	2-3	7-8	1-6-7	1	3	4	0	0	17
11/16 Fordham	32*	7-15	2-4	2-2	1-2-3	1	5	1	0	1	18
11/20 Charlotte	50*	14-33	4-11	3-5	2-6-8	4	1	2	0	2	35
11/21 vs. Cornell	39*	9-16	4-5	4-4	2-4-6	3	2	2	0	4	26
11/23 vs. USC	39*	8-17	2-4	4-4	2-2-4	4	4	2	0	1	22
11/25 Akron	39*	8-12	1-3	12-15	0-5-5	3	5	3	0	1	29
11/28 @Bucknell	36*	9-17	1-2	9-12	1-5-6	1	2	3	0	1	28
12/3 Va. Tech	37*	6-14	1-4	5-9	1-3-4	1	1	2	0	1	18
12/6 @Marshall	36*	5-11	0-3	7-9	3-4-7	4	4	4	0	3	17
12/10 Duquesne	38*	5-17	1-6	0-0	2-3-5	2	2	3	0	0	11
12/14 Geo. Wash.	39*	6-17	1-5	7-7	2-1-3	3	4	2	0	2	20
12/20 Drexel	37*	5-7	1-1	9-12	0-2-2	0	4	1	0	1	20
12/22 Dartmouth	30*	7-12	2-5	1-2	0-2-2	1	4	2	0	1	17
12/31 @Wisconsin	38*	11-18	2-3	5-8	0-2-2	2	1	3	0	2	29
1/3 @Rutgers	36*	4-17	1-6	5-9	1-4-5	1	4	1	0	3	14
1/6 Michigan	34*	7-12	1-4	5-9	2-4-6	4	1	4	0	1	20
1/13 @Indiana	37*	5-15	0-4	2-3	0-5-5	2	6	1	0	1	12
1/17 Purdue	39*	13-23	1-4	10-11	0-3-3	1	4	2	0	0	37
1/21 at Mich. St.	37*	10-22	2-6	5-8	0-2-2	3	2	5	0	1	27
1/24 Rutgers	35*	8-12	2-4	5-5	1-3-4	0	3	0	0	2	23
1/28 Minnesota	37*	4-15	0-3	4-5	2-9-11	1	5	6	1	3	12
1/31 at Illinois	31*	6-14	3-6	5-6	1-4-5	2	0	4	0	1	20
2/4 @Maryland	37*	6-19	2-7	4-6	2-5-7	2	5	1	0	0	18
2/7 Nebraska	35*	4-8	2-4	1-2	1-5-6	3	2	6	0	0	11
2/11 at Ohio St.	35*	5-13	2-4	4-5	1-2-3	3	2	2	0	0	16
2/14 Maryland	37*	8-17	3-5	6-9	1-2-3	3	4	2	1	1	25
2/18 Wisconsin	39*	13-21	0-4	3-3	0-3-3	0	3	1	0	0	29
2/21 @N'western	30*	1-6	1-5	0-2	3-6-9	2	1	3	1	0	3
2/28 Iowa	44*	7-19	3-9	2-2	1-4-5	3	5	5	0	1	19
3/4 Ohio St.	39*	5-15	0-4	7-8	1-3-4	2	5	4	0	1	17
3/8 @Minnesota	37*	11-22	5-11	4-4	1-4-5	2	4	3	0	2	31

NEWBILL'S CAREER STATISTICS

YEAR	GP	GS	MIN	AVG	TOTAL			3-POINT			REBOUNDS			PF	FO	A	TO	BLK	STL	PTS	AVG				
					FG	FGA	PCT	FG	FGA	PCT	FT	FTA	PCT									OFF	DEF	TOT	AVG
2010-11*	32	32	977	30.5	100	187	.535	6	14	.429	87	126	.690	97	102	199	6.2	89	2	52	60	3	24	293	9.2
2012-13	31	31	1133	36.5	175	432	.405	20	75	.267	134	196	.684	48	107	155	5.0	90	2	125	120	8	36	504	16.3
2013-14	34	34	1171	34.4	209	462	.452	46	141	.326	140	186	.753	61	106	167	4.9	96	3	58	72	11	27	604	17.8
2014-15	31	31	1148	37.0	221	486	.455	52	149	.349	147	194	.758	35	115	150	4.8	64	0	98	84	3	38	641	20.7
PSU	96	96	3452	36.0	605	1380	.438	118	365	.323	421	576	.731	144	328	472	4.9	250	5	281	276	22	101	1749	18.2
All*	128	128	4429	34.6	705	1567	.450	124	379	.327	508	702	.724	241	430	671	5.2	339	7	333	336	25	125	2042	16.0

*at So. Miss.

BIG TEN STATISTICS

YEAR	GP	GS	MIN	AVG	TOTAL			3-POINT			REBOUNDS			PF	FO	A	TO	BLK	STL	POINTS	AVG				
					FG	FGA	PCT	FG	FGA	PCT	FT	FTA	PCT									OFF	DEF	TOTAL	AVG
2012-13	18	18	666	37.0	102	264	.386	13	45	.289	78	110	.709	25	50	75	4.2	54	1	75	73	5	24	295	16.4
2013-14	18	18	613	34.1	106	244	.434	23	75	.307	71	93	.763	28	43	71	3.9	51	1	23	36	4	12	306	17.0
2014-15	18	18	660	36.7	128	288	.444	30	93	.323	77	105	.733	18	70	88	4.9	36	0	57	53	3	20	363	20.2
TOTAL	54	54	1939	35.9	336	796	.422	66	213	.310	226	308	.734	71	163	234	4.3	141	2	155	162	12	56	964	17.9

D.J. NEWBILL, CONT.

- Recorded 31 points at Minnesota (3/8/15), including a game-winning triple at the buzzer ... Led the team with a career-high five 3-pointers, while also shooting 4-4 from the free throw line
- Had 29 points vs. Wisconsin (2/18/15), matching his point total from the first meeting with the Badgers New Year's Eve ... The single-game point total is the most of any PSU player in the all-time series with Wisconsin
- First double-double of season, fourth career, vs. Minnesota with 12 points, 11 rebounds ... Led team in points, rebounds and assists (5)
- 37 points vs. Purdue stand as BJC record, single-game record vs. Big Ten, 8th-most points in a game all-time and most since 1965
- Moved into No. 9 in PSU career scoring with 12 points at Indiana (1/13/15) ... Had a team season-high six assists vs. the Hoosiers
- Tallied then-Big Ten career-high 29 pts in loss at Wisconsin
- Moved into Top 10 in career scoring with 17 vs. Dartmouth (12/22/14)
- Limited to 18 points vs. Virginia Tech (12/3) with 13 coming in second half ... After trailing by 8, scored go-ahead layup at 9:32 to put Lions on top for good
- Named BIG Player of the Week (12/1) after producing 28.5 ppg in wins over Akron and at Bucknell
- Finished the Charleston Classic with 83 total points (27.7 ppg), setting a tournament record for the three-game span
- Shot 50 percent from 3-point range and 47 percent from the field throughout tourney
- Had 26 points vs. Cornell (11/21), including the game-winning bucket at the buzzer, and career-high tying four steals
- Scored 35 points in 20T loss to Charlotte (11/20), the fourth-most points scored by a Division I player to date this season and the most among Big Ten players
- The 35 points also are the most since Joe Crispin tallied 35 vs. Iowa Jan. 6, 2001 ... Took 33 field-goal attempts in the process, the second-most attempts in program history (second only to Gene Harris' 37 vs. Holy Cross in 1962)
- Started his 100th career game vs. the 49ers ... Has started every game of his career (105)

CAREER DOUBLE-DOUBLES

Pts/Rbs Game

23/12	vs. Duquesne, 12/29/12
18/11	vs. Wagner, 11/9/13
17/10	at Purdue, 1/18/14
12/11	vs. Minnesota, 1/28/15

MISCELLANEOUS

Career 20-Pt Games: 32, last at Minnesota (31; 3/8/15)

Career 30-Pt Games: 3, at Minnesota (31; 4/8/15)

Full bio page 23-26 of media guide



BRANDON TAYLOR

Forward | 6-6/225 | Junior | Tabernacle, N.J. | Trenton Catholic | Major: Broadcast Journalism

ASA JUNIOR (2014-15)

- Has started 25 of 29 games played with 9.3 ppg and 5.3 rpg to credit ... Missed two games with knee injury before coming back off the bench at Maryland (2/4)
- Currently second on the team in scoring, rebounds and third in blocks
- Ranked No. 11 in career blocks at Penn State with 69 after posting one block vs. Maryland (2/14/15)
- Has scored in double-figures in 12 of the last 18 games played, including the last two straight
- Has shot 3 percent from 3-range his last nine games with multiple 3-pointers in six of them
- Was 2-2 from the free throw line vs. Iowa (2/28/15)
- Went 3-3 from behind the arc vs. Purdue (1/17/15)
- Tallied 11 points, five rebounds and a career-high four assists at Indiana (1/13/15)
- Produced the team's first double-double of the season and the first of his career with 14 points, 11 rebounds vs. Drexel (12/20/14)
- Shared the team lead in scoring with 17-point showing at Marshall (12/6/14)
- Had a team-high eight boards and four blocks at Bucknell (11/28/14)
- Averaged 10.7 ppg and 5.3 rpg through three Charleston Classic games
- Had 19 points and team-high tying 9 rebounds vs. Charlotte (11/20/14)
- Shot 5-6 from the field vs. Fordham (11/16) for 11 pts

CAREER DOUBLE-DOUBLES

Pts/Rbs **Game**
14/11 vs. Drexel, 12/20/14

Full bio page 27-29 of media guide

CAREER HIGHS

Points
Career.....25, vs. Longwood (11/24/13)
B1G.....19, at Ohio State (1/29/14)

Rebounds
Career.....11, vs. Drexel (12/20/14)
B1G.....10, vs. Wisconsin (3/2/14)

Assists
Career.....4, at Indiana (1/13/15)
B1G.....4, at Indiana (1/13/15)

Blocks
Career.....4 (3x), last at Bucknell (11/28/14)
B1G.....4, Minnesota (1/8/14)

Steals
Career.....2, at Ohio State (1/29/14)
B1G.....2, at Ohio State (1/29/14)

Minutes
Career.....40 (2x), last vs. Charlotte (11/20/14)
B1G.....37, at Ohio State (1/29/14)

Field Goals - Made
Career.....9, vs. Longwood (11/24/13)
B1G.....7, at Ohio State (1/29/14)

Field Goals - Attempted
Career.....16, vs. Longwood (11/24/13)
B1G.....15, at Indiana (1/13/15)

3-Point Field Goals - Made
Career.....5, vs. Longwood (11/24/13)
B1G.....4, at Ohio State (1/29/14)

3-Point Field Goals - Attempted
Career.....11, vs. Akron (11/25/14)
B1G.....8 (2x), last vs. Maryland (2/14/15)

Free Throws - Made
Career.....6, vs. Michigan State (12/31/13)
B1G.....6, vs. Michigan State (12/31/13)

Free Throws - Attempted
Career.....6 (2x), last vs. Purdue (2/2/14)
B1G.....6 (2x), last vs. Purdue (2/2/14)

2014-15 GAME-BY-GAME

Opponent	Min	FG	3FG	FT	O-D-R	PF	A	TO	B	S	Pts
11/14 Morgan St.	31*	2-10	0-3	0-0	3-6-9	4	1	1	1	0	4
11/16 Fordham	21*	5-6	1-2	0-0	0-6-6	3	1	3	0	0	11
11/20 Charlotte	40*	6-15	4-10	3-5	1-8-9	5	0	1	1	0	19
11/21 vs. Cornell	24*	4-9	0-4	0-0	1-5-6	4	0	1	2	0	8
11/23 vs. USC	26*	2-8	1-6	0-2	0-2-2	4	2	4	1	0	5
11/25 Akron	32*	5-13	4-11	0-0	2-5-7	2	3	2	3	0	14
11/28 @Bucknell	34*	5-11	1-3	1-2	4-4-8	3	1	2	4	2	12
12/3 Va. Tech	25*	2-7	1-3	2-3	1-6-7	3	0	2	2	1	7
12/6 @Marshall	33*	7-16	3-9	0-1	0-4-4	3	1	4	0	2	17
12/10 Duquesne	17*	0-5	0-2	0-0	0-1-1	3	1	2	0	2	0
12/14 Geo. Wash.	30*	7-13	3-6	0-0	3-5-8	2	1	2	0	2	17
12/20 Drexel	30*	5-13	4-9	0-0	0-11-11	2	0	3	0	0	14
12/22 Dartmouth	29*	3-11	1-5	3-4	1-7-8	1	1	4	2	1	10
12/31 @Wisconsin	29*	1-7	0-3	0-0	2-0-2	1	0	1	0	0	2
1/3 @Rutgers	29*	3-11	2-9	2-2	0-7-7	4	0	1	0	1	10
1/6 Michigan	34*	1-10	0-3	0-0	2-3-5	2	0	1	1	0	2
1/13 @Indiana	28*	5-15	1-6	0-0	2-3-5	0	4	1	0	0	11
1/17 Purdue	29*	3-8	3-3	0-1	1-3-4	3	0	1	1	1	9
1/21 at Mich. St.	33*	3-8	3-7	1-2	0-5-5	1	1	1	0	0	10
1/24 Rutgers	26*	6-10	2-5	2-2	1-5-6	1	4	1	0	0	16
1/28 Minnesota	Did Not Play - Injury										
1/31 at Illinois	Did Not Play - Injury										
2/4 @Maryland	18	3-7	3-6	0-0	0-3-3	1	0	1	0	0	9
2/7 Nebraska	21*	4-7	3-6	0-0	0-4-4	1	0	3	0	0	11
2/11 at Ohio St.	29*	4-9	3-6	0-1	1-2-3	2	1	2	1	0	11
2/14 Maryland	31*	4-13	2-8	1-1	0-4-4	2	3	2	1	1	11
2/18 Wisconsin	27*	3-7	1-2	0-0	1-3-4	1	0	1	0	2	7
2/21 @N'western	22*	0-7	0-5	0-0	0-2-2	0	1	2	1	0	0
2/28 Iowa	16	1-5	1-4	2-2	1-3-4	0	0	0	0	0	5
3/4 Ohio St.	17	2-4	2-3	0-0	0-3-3	3	0	1	0	1	13
3/8 @Minnesota	25	5-9	2-5	0-0	0-6-6	1	2	2	0	1	12

TAYLOR'S CAREER STATISTICS

YEAR	GP	GS	MIN	AVG	TOTAL			3-POINT			REBOUNDS			OFF	DEF	TOT	AVG	PF	FO	A	TO	BLK	STL	PTS	AVG
					FG	FGA	PCT	FG	FGA	PCT	FT	FTA	PCT												
2012-13	31	18	626	20.2	61	175	.349	32	112	.286	11	16	.688	27	75	102	3.3	84	4	8	31	13	9	165	5.3
2013-14	34	30	848	24.9	105	266	.395	46	143	.322	57	65	.877	41	126	167	4.9	98	4	19	33	36	5	313	9.2
2014-15	29	25	784	27.0	101	274	.369	51	154	.331	17	28	.607	27	126	153	5.3	63	1	28	52	20	16	270	9.3
TOTAL	94	73	2258	24.0	267	715	.373	129	409	.315	85	109	.780	95	327	422	4.5	245	9	55	116	69	30	748	8.0

BIG TEN STATISTICS

YEAR	GP	GS	MIN	AVG	TOTAL			3-POINT			REBOUNDS			OFF	DEF	TOTAL	AVG	PF	FO	A	TO	BLK	STL	POINTS	AVG
					FG	FGA	PCT	FG	FGA	PCT	FT	FTA	PCT												
2012-13	18	10	353	19.6	28	101	.277	15	67	.224	1	3	.333	16	41	57	3.2	49	3	4	18	7	6	72	4.0
2013-14	18	14	434	24.1	47	128	.367	22	68	.324	29	33	.879	25	53	78	4.3	47	1	9	24	16	4	145	8.1
2014-15	16	12	412	25.8	48	137	.350	28	81	.346	8	11	.727	11	56	67	4.2	24	0	16	21	5	6	132	8.3
TOTAL	52	36	1199	23.1	123	366	.336	65	216	.301	38	47	.809	52	150	202	3.9	120	4	29	63	28	16	349	6.7



GENO THORPE

Guard | 6-3/180 | Sophomore | Pittsburgh, Pa. | Shaler | Major: Communications

2014-15 HIGHLIGHTS

- Has seen action in all 31 games, making 14 starts, at Rutgers (1/3/15) and each of the last 13 games
- Averaging 8.8 ppg and 2.5 rpg ... Was top scorer off the bench prior to appearance in starting lineup
- Shooting 86 percent from the FT line (86-100), which stands as third in the B1G ... Has shot 100 percent from the charity stripe in 15 games this season ... Has hit 46 of last 53 shots
- Shooting 88 percent from FT line in B1G play, hitting 37 of 42 attempts
- Had 14 points and a career-high seven rebounds vs. Iowa (2/28)
- Tallied team-leading 13 points with personal-best three treys and six rebounds at Northwestern (2/21/5)
- Had a career game with a B1G-high 17 points vs. Maryland (2/14) to go along with a career-high five rebounds. Also hit a pair of treys and was 3-3 from the free throw line
- Drained multiple 3-pointers for first time in career vs. Minnesota; finished with nine points, four assists and career-high tying three steals
- Led the team in scoring for second time this season with 14 vs. Nebraska (2/7/15)
- Produced double figures for eighth time this season with 10 at Indiana (1/13/15)
- Had 11 points at Wisconsin (12/31/14), a Big Ten career high
- Tallied career-high and team-leading 19 points with 11-14 shooting from FT line and personal-best 4 rebounds in win over Duquesne (12/10/14)
- Played career-high 30 minutes at Bucknell (11/28/14), scoring in double-figures in back-to-back games for the first time in his career
- Hit all three shot attempts vs. Akron (11/25/14), finishing with 10 points
- Scored then-career high 14 points in 20T loss to Charlotte (11/20), off strength of 9-10 FT shooting
- Missed first FT of the season vs. 49ers, dropping average to 93 percent (13-14)
- Tallied then-career-high 11 points in win over Morgan State (11/14/14), going 4-7 from the field

Full bio page 30-31 of media guide

CAREER HIGHS

Points
 Career..... 19, vs. Duquesne (12/10/14)
 B1G..... 17, vs. Maryland (2/14/15)

Rebounds
 Career..... 7, vs. Iowa (2/28/15)
 B1G..... 7, vs. Iowa (2/28/15)

Assists
 Career..... 5, vs. Rutgers (1/24/15)
 B1G..... 5, vs. Rutgers (1/24/15)

Steals
 Career..... 3 (4x), last vs. Minnesota (1/28/15)
 B1G..... 3 (4x), last vs. Minnesota (1/28/15)

Minutes
 Career..... 39, vs. Iowa (2/28/15)
 B1G..... 39, vs. Iowa (2/28/15)

Field Goals - Made
 Career..... 6, vs. Maryland (2/14/15)
 B1G..... 6, vs. Maryland (2/14/15)

Field Goals - Attempted
 Career..... 17, at Northwestern (2/21/15)
 B1G..... 17, at Northwestern (2/21/15)

3-Point Field Goals - Made
 Career..... 3, at Northwestern (2/21/15)
 B1G..... 3, at Northwestern (2/21/15)

3-Point Field Goals - Attempted
 Career..... 5, (2x) last vs. Iowa (2/28/15)
 B1G..... 5, (2x) last vs. Iowa (2/28/15)

Free Throws - Made
 Career..... 11, vs. Duquesne (12/10/14)
 B1G..... 4 (3x), last vs. Rutgers (1/24/15)

Free Throws - Attempted
 Career..... 14, vs. Duquesne (12/10/14)
 B1G..... 6, vs. Minnesota (1/8/14)

2014-15 GAME-BY-GAME

Opponent	Min	FG	3FG	FT	O-D-R	PF	A	TO	B	S	Pts
11/14 Morgan St.	19	4-7	1-2	2-2	2-0-2	4	0	1	0	2	11
11/16 Fordham	16	1-5	0-2	2-2	1-2-3	0	1	3	0	2	4
11/20 Charlotte	30	2-4	1-2	9-10	0-2-2	3	2	0	0	1	14
11/21 vs. Cornell	28	1-5	0-3	4-4	0-3-3	3	2	2	1	2	6
11/23 vs. USC	21	3-7	0-1	0-0	3-1-4	2	2	1	0	0	6
11/25 Akron	21	3-3	1-1	3-5	0-2-2	0	1	2	0	0	10
11/28 @Bucknell	30	3-7	1-1	5-6	2-2-4	3	0	1	0	0	12
12/3 Va. Tech	17	1-5	0-2	4-4	1-1-2	1	0	3	0	1	6
12/6 @Marshall	17	2-6	0-0	0-0	0-3-3	2	2	1	0	0	4
12/10 Duquesne	28	4-9	0-2	11-14	4-0-4	4	0	1	0	1	19
12/14 Geo. Wash.	25	3-9	0-2	2-2	1-0-1	4	1	2	0	0	8
12/20 Drexel	21	1-3	0-1	2-2	0-0-0	4	1	4	0	2	4
12/22 Dartmouth	21	3-5	1-1	5-7	1-3-4	2	1	1	0	1	12
12/31 @Wisconsin	23	3-6	1-2	4-4	0-2-2	2	0	1	0	0	11
1/3 @Rutgers	14*	1-3	0-1	0-0	0-1-1	4	1	4	0	0	2
1/6 Michigan	23	2-6	0-2	4-4	0-2-2	4	2	1	0	1	8
1/13 @Indiana	21	4-6	1-2	1-1	0-2-2	2	0	3	0	3	10
1/17 Purdue	19	1-3	1-3	2-2	0-0-0	4	0	2	0	0	5
1/21 at Mich. St.	12*	1-2	0-0	0-0	0-0-0	4	0	0	0	1	2
1/24 Rutgers	28*	2-6	1-1	4-4	1-2-3	2	5	0	0	3	9
1/28 Minnesota	28*	2-6	2-2	3-4	1-3-4	2	4	1	1	3	9
1/31 at Illinois	31*	0-4	0-2	4-5	1-2-3	1	3	1	0	0	4
2/4 @Maryland	18*	4-7	0-2	2-2	1-0-1	5	0	1	0	0	10
2/7 Nebraska	31*	5-10	1-2	3-4	1-2-3	2	1	2	0	3	14
2/11 at Ohio St.	21*	0-6	0-1	0-0	0-1-1	4	0	1	0	0	0
2/14 Maryland	36*	6-10	2-3	3-3	0-5-5	4	1	0	0	1	17
2/18 Wisconsin	24*	3-6	0-1	0-0	0-1-1	4	0	1	0	0	6
2/21 @N'western	35*	5-17	3-5	0-0	0-6-6	2	3	2	0	0	13
2/28 Iowa	39*	5-16	1-5	3-4	1-6-7	4	3	3	0	1	14
3/4 Ohio St.	17*	3-6	0-2	3-4	0-1-1	4	2	1	0	1	9
3/8 @Minnesota	28*	6-10	1-2	1-1	2-1-3	2	0	2	0	1	14

THORPE'S CAREER STATISTICS

YEAR	GP	GS	MIN	AVG	TOTAL			3-POINT			REBOUNDS			PF	FO	A	TO	BLK	STL	PTS	AVG				
					FG	FGA	PCT	FG	FGA	PCT	FT	FTA	PCT									OFF	DEF	TOT	
2013-14	32	3	379	11.8	31	57	.544	3	10	.300	38	55	.691	13	39	52	1.6	42	0	17	20	0	16	103	3.2
2014-15	31	14	742	23.9	84	205	.410	19	58	.328	86	100	.860	25	54	79	2.5	91	1	38	48	2	30	273	8.8
TOTAL	63	17	1121	17.8	115	262	.439	22	68	.324	124	155	.800	38	93	131	2.1	133	1	55	68	2	46	376	6.0

BIG TEN STATISTICS

YEAR	GP	GS	MIN	AVG	TOTAL			3-POINT			REBOUNDS			PF	FO	A	TO	BLK	STL	POINTS	AVG				
					FG	FGA	PCT	FG	FGA	PCT	FT	FTA	PCT									OFF	DEF	TOTAL	
2013-14	16	3	188	11.8	14	25	.560	1	4	.250	18	29	.621	6	20	26	1.6	22	0	9	11	0	10	47	2.9
2014-15	18	14	448	24.9	53	130	.408	14	38	.368	37	42	.881	8	37	45	2.5	56	1	25	26	1	18	157	8.7
TOTAL	34	17	636	18.7	67	155	.432	15	42	.357	55	71	.775	14	57	71	2.1	78	1	34	37	1	28	204	6.0



ROSS TRAVIS

Forward | 6-7/235 | Senior | Chaska, Minn. | Chaska | Major: Telecommunications

ASA SENIOR (2014-15)

- Ranked No. 3 among all-time career rebounders at Penn State after logging eight rebounds against Wisconsin (2/19) ... Has 797 career boards ... Would need 115 more to match Mike Lang for No. 2. [More: Page 25]
- Has started 23 of 31 games played with 5.1 ppg and 6.3 rpg
- Leads the team and is tied for 11th in the Big Ten with 6.3 rpg
- Tallied 10 points and a team-high nine rebounds against Iowa (2/28) to finish one shy of a double double
- Grabbed 12 rebounds vs. Purdue (1/17/15), the team-high for the season and one off career high
- Tied season high with 14 points at Indiana (1/13/15) on a career-high 7 made field goals ... Also had a Big Ten season-high 8 boards vs. the Hoosiers.
- Came up with season-high 10 rebounds vs. George Washington (12/14) and Virginia Tech (12/3)
- Of the 10 boards vs. the Hokies, had six off the offensive glass
- Set a season high in scoring with 14 points at Bucknell (11/28), finishing 6-7 from field ... Shot 5-5 from field and 2-2 from 3-point range in first half
- Has had 9 rebounds in four of the last six games
- Tacked on 6 points and team-high tying 4 assists vs. Charlotte (11/20/14)
- Put in steady effort vs. Fordham (11/16) with 8 pts, 9 rbd
- Among the top rebounders in the B1G after finishing fourth last season with 7.0 per game

Full bio page 32-35 of media guide

CAREER HIGHS

Points
 Career.....20, vs. Marshall (12/7/13)
 B1G.....18, vs. Minnesota (1/8/14)

Rebounds
 Career.....13 (6x), last vs. Minnesota (1/8/14)
 B1G.....13 (2x), last vs. Minnesota (1/8/14)

Assists
 Career.....4 (3x), last vs. Charlotte (11/20/14)
 B1G.....4, vs. Michigan (2/27/13)

Blocks
 Career.....3, vs. Indiana (3/8/12)
 B1G.....3, vs. Indiana (3/8/12)

Steals
 Career.....4, vs. Michigan (2/27/13)
 B1G.....4, vs. Michigan (2/27/13)

Minutes
 Career.....40 (3x), last vs. Charlotte (11/20/14)
 B1G.....39, vs. Purdue (1/17/15)

Field Goals - Made
 Career.....7, at Indiana (1/13/15)
 B1G.....7, at Indiana (1/13/15)

Field Goals - Attempted
 Career.....17, vs. Indiana (1/7/13)
 B1G.....17, vs. Indiana (1/7/13)

3-Point Field Goals - Made
 Career.....2 (4x), last at Bucknell (11/28/14)
 B1G.....2 (2x), last Indiana (1/11/14)

3-Point Field Goals - Attempted
 Career.....5 (3x), last Indiana (1/7/13)
 B1G.....5, Indiana (1/7/13)

Free Throws - Made
 Career.....9 (2x), last Marshall (12/7/13)
 B1G.....8 (2x), last at Michigan State (2/6/14)

Free Throws - Attempted
 Career.....12, at Northwestern (3/7/13)
 B1G.....12, at Northwestern (3/7/13)

2014-15 GAME-BY-GAME

Opponent	Min	FG	3FG	FT	O-D-R	PF	A	TO	B	S	Pts
11/14 Morgan St.	22*	1-2	0-0	0-5	4-1-5	0	1	1	0	0	2
11/16 Fordham	22*	4-5	0-0	0-1	3-6-9	3	1	4	0	2	8
11/20 Charlotte	40*	3-7	0-1	0-0	5-4-9	5	4	3	0	2	6
11/21 vs. Cornell	30*	2-5	0-2	0-3	5-4-9	2	1	2	0	0	4
11/23 vs. USC	27*	3-8	0-1	0-0	1-5-6	0	0	2	1	0	6
11/25 Akron	33*	3-7	0-0	0-0	3-6-9	1	1	1	1	0	6
11/28 @Bucknell	23*	6-7	2-3	0-0	0-5-5	4	0	3	0	0	14
12/3 Va. Tech	27*	2-6	1-4	1-5	6-4-10	3	0	3	0	0	6
12/6 @Marshall	23*	1-4	0-1	1-2	1-8-9	5	0	0	0	0	3
12/10 Duquesne	25*	0-1	0-0	0-0	1-5-6	1	0	0	1	0	0
12/14 Geo. Wash.	23*	0-3	0-0	0-0	5-5-10	2	1	1	1	0	0
12/20 Drexel	16*	2-6	0-1	1-2	0-4-4	2	0	0	0	2	5
12/22 Dartmouth	21*	3-4	0-1	0-2	2-3-5	1	3	1	1	1	6
12/31 @Wisconsin	30*	2-5	0-0	0-0	0-5-5	3	1	3	0	2	4
1/3 @Rutgers	19	0-1	0-0	0-0	1-4-5	2	0	0	0	0	0
1/6 Michigan	18*	0-3	0-0	1-2	0-2-2	2	1	1	0	0	1
1/13 @Indiana	32*	7-8	0-0	0-1	2-6-8	0	0	0	0	2	14
1/17 Purdue	39*	3-7	0-0	1-2	4-8-12	4	0	2	0	2	7
1/21 at Mich. St.	30*	0-2	0-0	0-2	2-3-5	2	0	2	0	2	0
1/24 Rutgers	19*	2-4	0-0	0-2	0-4-4	3	1	0	0	0	4
1/28 Minnesota	26*	3-8	0-0	0-0	0-4-4	2	1	1	0	1	6
1/31 at Illinois	10*	1-2	0-0	0-0	0-1-1	4	0	2	0	0	2
2/4 @Maryland	28*	1-3	0-0	0-0	0-5-5	1	1	1	-	-	2
2/7 Nebraska	14	1-3	0-0	0-0	0-1-1	-	1	1	-	-	2
2/11 at Ohio St.	16	2-4	0-0	1-2	1-5-6	2	0	2	0	0	5
2/14 Maryland	20	3-6	0-0	1-2	1-2-3	1	1	0	0	0	7
2/18 Wisconsin	22	0-1	0-0	0-0	1-7-8	0	1	1	0	1	0
2/21 @N'western	27	3-8	0-0	0-2	4-2-6	3	0	2	0	1	6
2/28 Iowa	25	4-8	0-0	2-5	4-5-9	1	1	1	0	1	10
3/4 Ohio St.	29*	6-8	0-0	2-4	2-6-8	2	1	2	0	2	14
3/8 @Minnesota	26	4-8	0-0	0-0	3-3-6	2	1	1	0	0	8

DOUBLE - DOUBLES

Pts/Rbs	Game	Pts/Rbs	Game
11/10	vs. Akron, 11/18/12	11/13	vs. Longwood, 11/24/13
14/10	vs. Army, 12/8/12	17/13	vs. Mississippi, 11/30/13
11/10	@ Michigan, 2/17/13	15/12	vs. Princeton, 12/14/13
15/12	vs. Michigan, 2/27/13	18/13	vs. Minnesota, 1/8/14
12/11	vs. Michigan, 3/14/13		

TRAVIS' CAREER STATISTICS

YEAR	GP	GS	MIN	AVG	TOTAL			3-POINT			REBOUNDS			OFF	DEF	TOT	AVG	PF	FO	A	TO	BLK	STL	PTS	AVG
					FGA	PCT	FT	FGA	PCT	FTA	PCT	FT	FTA												
2011-12	32	16	574	17.9	57	127	.449	4	24	.167	24	50	.480	57	78	135	4.2	69	3	13	24	8	16	142	4.4
2012-13	31	27	972	31.4	78	222	.351	5	40	.125	56	84	.667	67	162	229	7.4	82	4	20	43	12	20	217	7.0
2013-14	34	26	999	29.4	100	228	.439	9	30	.300	75	109	.688	64	175	239	7.0	77	2	33	51	12	19	284	8.4
2014-15	31	24	761	24.5	72	154	.468	3	14	.214	11	44	.250	61	133	194	6.3	67	2	23	43	5	21	158	5.1
TOTAL	128	93	3306	25.8	307	731	.420	21	108	.194	166	287	.578	249	548	797	6.2	295	11	89	161	37	76	801	6.3

BIG TEN STATISTICS

YEAR	GP	GS	MIN	AVG	TOTAL			3-POINT			REBOUNDS			OFF	DEF	TOTAL	AVG	PF	FO	A	TO	BLK	STL	POINTS	AVG
					FGA	PCT	FT	FGA	PCT	FTA	PCT	FT	FTA												
2011-12	18	8	322	17.9	27	60	.450	0	4	.000	16	24	.667	31	35	66	3.7	37	2	7	10	1	7	70	3.9
2012-13	18	15	561	31.2	40	122	.328	3	19	.158	31	45	.689	33	96	129	7.2	45	3	13	21	8	13	114	6.3
2013-14	18	12	505	28.1	44	106	.415	2	8	.250	31	45	.689	29	82	111	6.2	38	1	16	18	8	10	121	6.7
2014-15	18	11	429	23.8	42	89	.472	0	0	.000	8	24	.333	25	73	98	5.4	38	0	11	22	0	14	92	5.1
TOTAL	72	46	1817	25.2	153	377	.406	5	31	.161	86	138	.623	118	286	404	5.6	158	6	47	71	17	44	397	5.5



ISAIAH WASHINGTON

Guard | 6-3/160 | Freshman | Williamsport, Minn. | Williamsport
Major: Health Policy & Administration

AS A FRESHMAN

- Saw first career action vs. Fordham (11/16), tallying first PSU point off a free throw in the second half
- Redshirt candidate

PRIOR TO PENN STATE

- Finished career at Williamsport ranked first all time in steals, made/attempted free throws and is in the Top 5 of games played
- Averaged 22 points per game as a senior after putting up 16.6 ppg during his junior season at Williamsport in 2012-13, guiding the Millionaires to a 23-3 record
- Earned a District 2/4-AAAA crown before advancing to the second round of the PIAA Class AAAA playoffs
- Started all four seasons for coach Allen Taylor's squad, ending his career as a two-time all-state selection
- Was a former AAU teammate of PSU redshirt-freshman Julian Moore, spending several seasons with We R 1

CAREER HIGHS

Points
Career.....
B1G.....

Rebounds
Career.....
B1G.....

Assists
Career.....
B1G.....

Blocks
Career.....
B1G.....

Steals
Career.....
B1G.....

Minutes
Career.....
B1G.....

Field Goals - Made
Career.....
B1G.....

Field Goals - Attempted
Career.....
B1G.....

3-Point Field Goals - Made
Career.....
B1G.....

3-Point Field Goals - Attempted
Career.....
B1G.....

Free Throws - Made
Career.....
B1G.....

Free Throws - Attempted
Career.....
B1G.....

2014-15 GAME-BY-GAME

Opponent	Min	FG	3FG	FT	O-D-R	PF	A	TO	B	S	Pts
11/14 Morgan St.											
11/16 Fordham	3	0-0	0-0	1-2	0-0-0	0	0	0	0	0	1
11/20 Charlotte											
11/21 vs. Cornell											
11/23 vs. USC											
11/25 Akron											
11/28 @Bucknell											
12/3 Va. Tech											
12/6 @Marshall											
12/10 Duquesne											
12/14 Geo. Wash.											
12/20 Drexel											
12/22 Dartmouth											
12/31 @Wisconsin											
1/3 @Rutgers											
1/6 Michigan											
1/13 @Indiana											
1/17 Purdue											
1/21 at Mich. St.											
1/24 Rutgers											
1/28 Minnesota											
3/1 at Illinois											
2/4 @Maryland											
2/7 Nebraska											
2/11 at Ohio St.											
2/14 Maryland											
2/18 Wisconsin											
2/21 @N'western											
2/28 Iowa											
3/4 Ohio St.											
3/8 @Minnesota											

WASHINGTON'S CAREER STATISTICS

YEAR	GP	GS	MIN	AVG	TOTAL		3-POINT			REBOUNDS					OFF	DEF	TOT	AVG	PF	FO	A	TO	BLK	STL	PTS	AVG
					FG	FGA	PCT	FG	FGA	PCT	FT	FTA	PCT													
2014-15	1	0	3	3.0	0	0	.000	0	0	.000	1	2	.500	0	0	0	0.0	0	0	0	0	0	0	1	1.0	

BIG TEN STATISTICS

YEAR	GP	GS	MIN	AVG	TOTAL		3-POINT			REBOUNDS					OFF	DEF	TOTAL	AVG	PF	FO	A	TO	BLK	STL	POINTS	AVG
					FG	FGA	PCT	FG	FGA	PCT	FT	FTA	PCT													
2014-15																										



ALAN WISNIEWSKI

Forward | 6-10/235 | Senior | Sterling Heights, Mich. | Bishop Foley Catholic
Major: Industrial Engineering

ASA SENIOR (2014-15)

- Scored first points of the season with a hook shot at Ohio State (2/1/15)
- Grabbed his first Big Ten board of the season against Ohio State in his first career start (3/4)
- Has seen action in 10 games this season
- Taken court in six Big Ten games, at Wisconsin, Ohio State (twice) and Northwestern, and vs. Rutgers and Nebraska

ASA JUNIOR (2013-14)

- Saw action in 20 game last season and 10 Big Ten contests, scoring on lone shot attempts vs. Marshall (12/7/13), Princeton (12/14/13) and Nebraska (2/20/14)
- Took the court in four of the last five regular-season games
- Knocked back two free throws vs. Indiana (1/11/14), his first B1G points of season

ASA SOPHOMORE (2012-13)

- Played in 12 games on the season, 11 in Big Ten play, and saw action in seven of the Lions' last nine games
- Saw the first significant action of his career playing 17 minutes while posting career highs of six points and eight rebounds at Nebraska (2/9), his first points and rebounds in a PSU uniform

ASA REDSHIRT FRESHMAN (2011-12)

- Saw limited action in six games but continued to be a hard working and positive presence in practice

ASA FRESHMAN (2010-11)

- Hit the weight room and added nearly 30 pounds of muscle to his frame during a redshirt season

CAREER HIGHS

Points
Career..... 6, at Nebraska (2/9/13)
B1G..... 6, at Nebraska (2/9/13)

Rebounds
Career..... 8, at Nebraska (2/9/13)
B1G..... 8, at Nebraska (2/9/13)

Assists
Career..... 1 (2x), last at Michigan State (2/6/14)
B1G..... 1, at Michigan State (2/6/14)

Blocks
Career..... 2, vs. Wagner (11/9/13)
B1G..... 1 (3x), last at Ohio State (2/11/15)

Minutes
Career..... 17, at Nebraska (2/9/13)
B1G..... 17, at Nebraska (2/9/13)

Field Goals - Made
Career..... 2, at Nebraska (2/9/13)
B1G..... 2, at Nebraska (2/9/13)

Field Goals - Attempted
Career..... 3 (2x), last vs. Monmouth (11/26/13)
B1G..... 3, at Nebraska (2/9/13)

3-Point Field Goals - Made
Career.....
B1G.....

3-Point Field Goals - Attempted
Career.....
B1G.....

Free Throws - Made
Career..... 2 (2x), last vs. Indiana (1/11/14)
B1G..... 2 (2x), last vs. Indiana (1/11/14)

Free Throws - Attempted
Career..... 7, at Nebraska (2/9/13)
B1G..... 7, at Nebraska (2/9/13)

2014-15 GAME-BY-GAME

Opponent	Min	FG	3FG	FT	O-D-R	PF	A	TO	B	S	Pts
11/14 Morgan St.	0+	0-0	0-0	0-0	0-0-0	0	0	0	0	0	0
11/16 Fordham	2	0-0	0-0	0-0	0-2-2	0	0	0	0	0	0
11/20 Charlotte	6	0-0	0-0	0-0	2-0-2	0	0	0	0	0	0
11/21 vs. Cornell		Did Not Play									
11/23 vs. USC		Did Not Play									
11/25 Akron		Did Not Play									
11/28 @Bucknell		Did Not Play									
12/3 Va. Tech		Did Not Play									
12/6 @Marshall		Did Not Play									
12/10 Duquesne		Did Not Play									
12/14 Geo. Wash.		Did Not Play									
12/20 Drexel		Did Not Play									
12/22 Dartmouth	1	0-0	0-0	0-0	0-1-1	0	0	0	0	0	0
12/31 @Wisconsin	0+	0-0	0-0	0-0	0-0-0	0	0	0	0	0	0
1/3 @Rutgers		Did Not Play									
1/6 Michigan		Did Not Play									
1/13 @Indiana		Did Not Play									
1/17 Purdue		Did Not Play									
1/21 at Mich. St.		Did Not Play									
1/24 Rutgers	2	0-0	0-0	0-0	0-0-0	1	0	0	0	0	0
1/28 Minnesota		Did Not Play									
1/31 at Illinois		Did Not Play									
2/4 @Maryland		Did Not Play									
2/7 Nebraska	1	0-0	0-0	0-0	0-0-0	0	0	0	0	0	0
2/11 at Ohio St.	2	1-1	0-0	0-0	0-0-0	0	0	0	1	0	2
2/14 Maryland		Did Not Play									
2/18 Wisconsin		Did Not Play									
2/21 @N'western	1	0-0	0-0	0-0	0-0-0	0	0	0	0	0	0
2/28 Iowa		Did Not Play									
3/4 Ohio St.	3	0-0	0-0	0-0	0-1-1	1	0	0	0	0	0
3/8 @Minnesota		Did Not Play									

WISNIEWSKI'S CAREER STATISTICS

YEAR	GP	GS	MIN	AVG	TOTAL			3-POINT			REBOUNDS			OFF	DEF	TOT	AVG	PF	FO	A	TO	BLK	STL	PTS	AVG
					FG	FGA	PCT	FG	FGA	PCT	FT	FTA	PCT												
2011-12	6	0	4	0.7	0	0	.000	0	0	.000	0	0	.000	0	0	0	0.0	1	0	0	1	0	0	0.0	
2012-13	12	0	41	3.4	2	3	.667	0	0	.000	3	9	.333	6	2	8	0.7	8	0	0	2	2	0	0.6	
2013-14	20	0	88	4.4	4	7	.571	0	0	.000	4	6	.667	5	14	19	1.0	23	0	2	2	4	0	0.6	
2014-15	10	1	18	1.8	1	1	1.000	0	0	.000	0	0	.000	2	4	6	0.6	2	0	0	1	0	2	0.2	
TOTAL	48	1	151	3.1	7	11	.636	0	0	.000	7	15	.467	13	20	33	0.7	34	0	2	5	7	0	0.4	

BIG TEN STATISTICS

YEAR	GP	GS	MIN	AVG	TOTAL			3-POINT			REBOUNDS			OFF	DEF	TOTAL	AVG	PF	FO	A	TO	BLK	STL	POINTS	AVG
					FG	FGA	PCT	FG	FGA	PCT	FT	FTA	PCT												
2011-12	3	0	3	1.0	0	0	.000	0	0	.000	0	0	.000	0	0	0	0.0	1	0	0	0	0	0	0.0	
2012-13	10	0	38	3.8	2	3	.667	0	0	.000	3	9	.333	6	2	8	0.8	8	0	0	2	2	0	0.7	
2013-14	10	0	28	2.8	1	1	1.000	0	0	.000	2	2	1.000	1	4	5	0.5	7	0	1	1	0	0	0.4	
2014-15	6	1	9	1.5	1	1	1.000	0	0	.000	0	0	.000	0	1	1	0.2	2	0	0	0	1	0	0.3	
TOTAL	29	1	78	2.7	4	5	.800	0	0	.000	5	11	.455	7	7	14	0.5	18	0	1	3	3	0	0.4	

PATRICK CHAMBERS, HEAD COACH

Fourth Season | Philadelphia '94 | Career Record: 96-102 | PSU Record: 54-74

Newtown Square, Pa. | Wife: Courtney | Children: Grace, Caitlyn & Ryan



Over the last three seasons, Patrick Chambers has reinvigorated Penn State basketball. Since being named the 12th head coach in program history June 6, 2011, the Philly native quickly energized his players and staff, as well as the Penn State fan base with his passion, enthusiasm and his team's all-out style of play.

He has seen his team's win total, both overall and in the power-packed Big Ten, climb each season, racking up a sweep of Top 25-ranked Ohio State and a road win at Indiana last season. In both victory and defeat, Chambers' teams are heralded for their work ethic, perseverance and relentless attitude.

During his time with the Nittany Lions, Chambers has guided three players to a combined five All-Big Ten honors, including Tim Frazier's first-team nod in 2011. Frazier ended his career as the all-time leader in assists at Penn State – a record Chambers holds to this date at his alma mater Philadelphia – before going on to earn a spot on the Boston Celtics training camp roster.

To Penn State students, Chambers is known around campus for his infectious energy. He ordered up a pair of golf carts and began making spur-of-the-moment trips around the University Park campus distributing t-shirts. In his first few years, he visited amusement parks, pep rallies, student groups, and classes and threw out first pitches. Chambers even went as far as to go behind the counter to serve free Big Macs to students at State College's downtown McDonald's and donned a Penn State football jersey and helmet to fire up the famed "Nittanyville" student campout.

The youngest of 12 children (nine boys, three girls) from a Philadelphia Irish Catholic family so large it ate dinner in shifts, Chambers' route to Penn State was anything but usual and stands as a testament to the values of family, faith and attitude, which he holds dear. It was a path shaped by 2011 Naismith Hall of Fame inductee Herb Magee, Philadelphia high school coaching legend Dan Dougherty and highly successful Villanova coach Jay Wright. It also was shaped by a life altering attack that nearly claimed his life 10 years prior to his accepting the Nittany Lion post.

Chambers rise in coaching has been meteoric. He served as a part-time assistant at Episcopal Academy (HS), Director of Operations at Villanova, assistant coach at Villanova, associate head coach on Jay Wright's 2009 NCAA Final Four team and head coach at Boston University in a short seven years prior to leading a Big Ten program. The dizzying pace is reflective of his no holds barred approach to every day.

DYK PATRICK CHAMBERS ...

- Has four of his former student-athletes on staff: Dwayne Anderson (asst. coach), Ross Condon (Dir. of Ops), Nick Collela and D.J. Irving (grad. managers).
- Has been on coaching staffs that have made six NCAA Tournament appearances (17 games) in his 10 seasons in collegiate coaching.
- Is the youngest of 12 children
- Has 3 of 11 siblings who graduated from Penn State.
- Spent 10 years as a highly-successful salesman and part owner of his family's printing business in Philadelphia.
- Was in collegiate coaching just five years before earning his first head coaching position at Boston University.
- Played in college for 2011 Naismith Hall of Fame inductee Herb Magee, also known as "The Shot Doctor."
- Helped lead Villanova to five straight NCAA Tournament appearances and the 2009 Final Four.
- Was instrumental in recruiting the No. 3 ranked recruiting class in the nation according to ESPN.com to Villanova in 2009.
- Has an older brother, Tim, who was the 1984 Ivy League Player of the Year in football and led Penn to three-straight Ivy League titles. He is now a writer, producer and director and released the film "Mighty Macs" about the Immaculata women's 1972 NCAA championship team.
- Has an older brother, Paul, who was a three-year starter at point guard for the Penn Quakers.

COACHING HISTORY

BOSTON UNIVERSITY

Year	Record	Pct.	Conf.	Pct.	Finish	Postseason
2009-10	21-14	.600	11-5	.688	4th/2nd in Tourn.	CBI Semifinals
2010-11	21-14	.600	12-4	.750	2nd/Won Tourn.	NCAA 2nd Round
TOTALS	42-28	.600	23-9	.719		

PENN STATE

Year	Record	Pct.	Conf.	Pct.	Finish	Postseason
2011-12	12-20	.375	4-14	.222	t-11th	
2012-13	10-21	.322	2-16	.111	12th	
2013-14	16-18	.470	6-12	.333	t-10th	CBI Quarterfinals
2014-15	12-1	.919	0-0	.000	--	--
TOTALS	54-74	.421	16-56	.222		
	128 Games		72 Games			

TOTALS

6 Years	96-102	.485	42-73	.365	1 Tournament Title	1 NCAA, 2 CBI
	198 Games		115 Games			

CHAMBERS VS. OPPONENTS

Akron	1-1	Michigan	1-6
Albany	4-0	Michigan State	0-5
Army	1-0	Minnesota	2-5
Binghamton	4-0	Mississippi	0-2
Boston College	1-1	Monmouth	1-0
Bucknell	3-2	Morehead State	1-0
Canisius	1-0	Morgan State	1-0
Charlotte	0-1	Mount St. Mary's	3-0
Connecticut	0-1	Nebraska	3-4
Cornell	3-0	Nevada	1-0
Dartmouth	1-0	New Hampshire	5-1
Dayton	0-1	N.C. State	0-1
Delaware	1-0	Northeastern	1-1
Delaware State	1-0	Northwestern	2-4
Duquesne	3-1	Ohio State	2-4
Drexel	1-0	Oregon State	1-0
Fordham	1-0	Penn	2-0
George Washington	2-1	Pittsburgh	0-1
Georgia Tech	0-1	Princeton	0-1
Hampton	1-1	Providence	1-0
Hartford	6-1	Purdue	2-5
Harvard	0-2	Quinnipiac	0-1
Illinois	1-4	Radford	1-0
Indiana	2-7	Rutgers	1-1
Iona	0-1	Saint Francis	1-0
Iowa	1-5	St. John's	1-0
Kansas	0-1	Saint Joseph's	1-1
Kansas State	0-1	Siena	0-1
Kentucky	0-2	Southern California	1-0
Lafayette	0-1	South Florida	1-0
La Salle	1-2	Stony Brook	4-2
LIU	1-0	UMBC	3-1
Longwood	1-0	VCU	0-1
Maine	2-2	Vermont	2-3
Marist	2-0	Villanova	0-1
Marshall	2-0	Virginia Tech	1-0
Maryland	0-2	Wagner	1-0
Massachusetts	0-1	Wisconsin	0-7
		Youngstown State	1-0

RECORDS WATCH

CAREER RECORDS

CAREER SCORING

	PTS	FGM	FTM	
1.	2,213	722	452	Talor Battle, 2008-11
2.	2,138	738	662	Jesse Arnelle, 1952-55
3.	1,986	615	448	Joe Crispin, 1998-2001
4.	*1,749	605	421	D.J. Newbill, 2013-present
5.	1,605	525	223	Pete Lisicky, 1995-98
6.	1,579	644	269	Jamelle Cornley, 2006-09
7.	1,570	661	229	DeRon Hayes, 1990-93
8.	1,543	508	453	Tim Frazier, 2010-14
9.	1,542	545	378	Geary Claxton, 2005-08
10.	1,459	532	223	Tom Hovasse, 1986-89
11.	1,372	539	288	Jarrett Stephens, 1996-2000
12.	1,369	413	337	Titus Ivory, 1997-2001
13.	1,342	367	447	Freddie Barnes, 1989-92
14.	1,329	489	351	Ed Fogell, 1986-90
15.	1,310	406	477	John Amaechi, 1993-95
16.	1,288	500	287	Calvin Booth, 1995-1999
17.	1,256	389	284	Dan Earl, 1993-1999
18.	1,244	442	262	Monroe Brown, 1989-92
19.	1,184	521	142	Ron Brown, 1972-74
20.	1,165	485	185	Carver Clinton, 1964-66
21.	1,139	431	277	Mark DuMars, 1959-61
22.	1,091	430	231	Bob Weiss, 1963-65
23.	1,090	419	252	Jeff Persson, 1966-68
24.	1,058	377	303	Gyasi Cline-Heard, 1998-01
25.	1,057	429	199	Steve Kuhn, 1977-80

CAREER SCORING AVERAGE

	PPG	PTS	GMS	
1.	21.0	2,138	102	Jesse Arnelle, 1952-55
2.	18.2	1,749	96	Newbill, D.J., 2013-present
3.	17.8	1,139	64	Mark DuMars, 1959-61
4.	16.5	2,213	134	Talor Battle, 2008-11
5.	16.4	1,165	71	Carver Clinton, 1964

CAREER FIELD GOALS - MADE

	FGM	FGA	PCT	
1.	738	—	—	Jesse Arnelle, 1952-55
2.	722	1,791	40.3	Talor Battle, 2008-11
3.	661	1,374	48.1	DeRon Hayes, 1990-93
4.	644	1,260	51.1	Jamelle Cornley, 2005-09
5.	615	1,611	38.2	Joe Crispin, 1998-2001
6.	605	1,380	43.8	D.J. Newbill, 2013-present
7.	545	1,230	44.1	Geary Claxton, 2005-08
8.	539	924	58.3	Jarrett Stephens, 1996-00
9.	532	1,201	44.3	Tom Hovasse, 1986-89
10.	525	1,246	42.1	Pete Lisicky, 1994-98

CAREER FIELD GOALS - ATTEMPTS

	FGA	FGM	PCT	
1.	1,791	722	40.3	Talor Battle, 2008-11
2.	1,611	615	38.2	Joe Crispin, 1998-2001
3.	1,380	605	43.8	D.J. Newbill, 2013-present
4.	1,374	661	48.1	DeRon Hayes, 1990-93
5.	1,260	644	51.1	Jamelle Cornley, 2005-09
6.	1,246	525	42.1	Pete Lisicky, 1994-98
7.	1,230	545	44.1	Geary Claxton, 2005-08
8.	1,215	508	41.8	Tim Frazier, 2010-14
9.	1,201	532	44.3	Tom Hovasse, 1986-89
10.	1,175	431	36.7	Mark DuMars, 1959-61

CAREER FREE THROWS - MADE

	FTM	FTA	%	
1.	662	992	66.7	Jesse Arnelle, 1952-55
2.	*477	687	69.4	John Amaechi, 1993-95
3.	453	585	77.4	Tim Frazier, 2010-14
4.	452	634	71.3	Talor Battle, 2008-11
5.	448	506	88.5	Joe Crispin, 1998-2001
6.	447	554	80.7	Freddie Barnes, 1989-92
7.	421	576	73.1	D.J. Newbill, 2013-present
8.	378	581	65.1	Geary Claxton, 2005-08
9.	351	465	75.5	Ed Fogell, 1986-90
10.	337	403	83.6	Titus Ivory, 1997-2001

CAREER FREE THROWS - ATTEMPTED

	FTA	FTM	%	
1.	992	662	66.7	Jesse Arnelle, 1952-55
2.	*687	477	69.4	John Amaechi, 1993-95
3.	634	452	71.3	Talor Battle, 2008-11
4.	585	453	77.4	Tim Frazier, 2010-14
5.	581	378	65.1	Geary Claxton, 2005-08
6.	576	421	73.1	D.J. Newbill, 2013-present
7.	554	447	80.7	Freddie Barnes, 1989-92
8.	506	448	88.5	Joe Crispin, 1998-2001
9.	496	303	61.1	Gyasi Cline-Heard, 1998-2001
10.	465	351	75.5	Ed Fogell, 1986-90

CAREER REBOUNDS

	RBD	RPG	
1.	1,238	12.3	Jesse Arnelle, 1952-55
2.	912	8.3	Mike Lang, 1980-83
3.	797	6.2	Ross Travis, 2012-present
4.	762	11.0	Gene Harris, 1960-62
5.	755	7.4	Geary Claxton, 2005-08
6.	755	6.2	Jamelle Cornley, 2006-09
7.	745	8.9	John Amaechi, 1993-95
8.	734	10.3	Carver Clinton, 1964-66
9.	728	6.4	Calvin Booth, 1995-99
10.	713	6.8	Carvin Jefferson, 1976-79

CAREER BLOCKS

	BLK	BPG	
1.	428	3.8	Calvin Booth, 1995-99
2.	191	2.3	John Amaechi, 1993-95
3.	110	1.4	Jan Jagla, 2002-04
4.	107	0.8	G. Cline-Heard, 1998-2001
5.	99	0.9	Carvin Jefferson, 1976-79
6.	90	0.7	Ed Fogell, 1986-90
7.	80	0.6	Jeff Brooks, 2008-11
8.	79	0.8	Donovan Jack, 2013-present
9.	78	1.5	Jordan Dickerson, 2014-present
10.	74	0.7	Geary Claxton, 2005-08
11.	69	0.7	Brandon Taylor, 2013-present

SEASON RECORDS

SEASON SCORING

	PTS	FGM	FTM	
1.	731	244	243	Jesse Arnelle, 1955
2.	687	225	131	Talor Battle, 2011
3.	657	260	132	Jarrett Stephens, 2000
4.	649	192	181	Joe Crispin, 2000
5.	642	195	144	Joe Crispin, 2001
6.	641	221	147	D.J. Newbill, 2015
7.	635	198	147	Talor Battle, 2009
8.	604	209	140	D.J. Newbill, 2014
9.	602	208	159	Tim Frazier, 2012
10.	574	193	117	Talor Battle, 2010

SEASON SCORING AVERAGE

	PPG	PLAYER	SEASON
1.	26.1	Jesse Arnelle	1954
2.	21.7	Earl Hoffman	1963
3.	21.3	Mark Dumars	1960
4.	21.1	Jesse Arnelle	1954
5.	20.7	D.J. Newbill	2015
6.	20.2	Talor Battle	2011
7.	19.5	Joe Crispin	2001
8.	18.9	Jesse Arnelle	1952
9.	18.8	Tim Frazier	2012
10.	18.8	Jarrett Stephens	2000

SEASON FIELD GOALS - MADE

	FGM	FGA	PCT	
1.	260	459	56.6	Jarrett Stephens, 2000
2.	244	—	—	Jesse Arnelle, 1955
3.	225	532	42.3	Talor Battle, 2011
4.	221	486	45.5	D.J. Newbill, 2015
5.	221	427	51.8	Jamelle Cornley, 2009
6.	216	471	45.9	Jeff Miller, 1978
7.	209	462	45.2	D.J. Newbill, 2014
8.	208	497	41.9	Tim Frazier, 2012
9.	203	399	50.9	Ron Brown, 1974
10.	200	393	50.9	DeRon Hayes, 1991

SEASON FIELD GOALS - ATTEMPTS

	FGA	FGM	PCT	
1.	532	225	42.3	Talor Battle, 2011
2.	523	195	37.3	Joe Crispin, 2001
3.	499	192	38.5	Joe Crispin, 2000
4.	497	208	41.9	Tim Frazier, 2012
5.	493	198	40.2	Talor Battle, 2009
6.	486	221	45.5	D.J. Newbill, 2015
7.	478	181	37.9	Mark DuMars, 1960
8.	471	216	45.9	Jeff Miller, 1978
9.	462	209	45.2	D.J. Newbill, 2014
10.	459	193	42.0	Talor Battle, 2010
	459	260	56.6	Jarrett Stephens, 2000

SEASON BLOCKS

	BLK	BPG	
1.	140	4.4	Calvin Booth, 1998
2.	101	3.6	Calvin Booth, 1996
3.	95	3.5	Calvin Booth, 1999
4.	92	3.4	Calvin Booth, 1997
5.	68	2.1	John Amaechi, 1995
6.	65	2.4	John Amaechi, 1993
7.	58	2.3	John Amaechi, 1994
8.	53	1.6	Donovan Jack, 2014
9.	51	1.5	Gyasi Cline-Heard, 2001
10.	49	1.6	Jordan Dickerson, 2015

RECORDS WATCH

GAME RECORDS

SINGLE-GAME POINTS

	PTS.	FGM	FTM	
1.	46	17	12	Gene Harris, Holy Cross, 1962
2.	44	20	4 Jesse Arnette, Bucknell, 1955
3.	41	17	7 Jesse Arnette, Rutgers, 1955
4.	40	15	10 Jesse Arnette, Georgetown, 1952
	40	11	18 Jesse Arnette, Temple, 1955
6.	38	10	18 Jesse Arnette, Syracuse, 1955
	38	17	4 Bob Weiss, Duke, 1965
8.	37	13	10 D.J. Newbill, Purdue, 2015#

BJC Record

PSU Record vs. Big Ten

Most by Big Ten player in 2014-15

SINGLE-GAME FIELD GOAL ATTEMPTS

	FGA	
1.	37 Gene Harris, Holy Cross, 1962
2.	33 D.J. Newbill, Charlotte, 2014
3.	31 Jesse Arnette, Bucknell, 1955
	31 Bob Weiss, Duke, 1965
	31 Ron Brown, Army, 1972

SCORING

D.J. Newbill has 1,718 points in his third and final season wearing the Blue and White and ranks No. 4 all-time in career scoring. He also holds the record for scoring among three-year players, passing John Amaechi's 1,310 points with 17 at Marshall Dec. 6.

Newbill passed the 500-point season mark vs. Nebraska (574), becoming just the second person in PSU history to do so in three-consecutive seasons, joining Talor Battle.

He then passed the 600-point plateau vs. Ohio State (610) and became the third PSU player to reach 600 points twice in his career, joining Talor Battle and Joe Crispin.

REBOUNDS

Ross Travis, who has led the Nittany Lions in rebounding each of the last three seasons and is among the top returning rebounders in the Big Ten, has 791 on his career and owns the No. 3 spot. Travis is the first player since John Amaechi (1993-95) to lead the team in rebounding in three-consecutive seasons.

BLOCKS

Donovan Jack entered Penn State's Top 10 with one block vs. Fordham (11/16). He is now ranked No. 8 and has 78 with all but three coming after his freshman season. His 54 blocks as a sophomore are the eighth-most in a single season and the most since the 1998-99 season. Only Calvin Booth, who owns positions 1-4, and John Amaechi (spots 5-7) rank above Jack.

Jordan Dickerson owns the No. 9 spot after producing multiple blocks in 16 games this season, including eight of the last 10 games. He has 48 blocks this season, good for 10th on the single-season charts, and is averaging 1.6 per game, which ranks seventh in the Big Ten. Last season, Dickerson produced 29 blocks in the 22 games he was eligible to compete last season, an average of 1.3 per game. That average would have placed him among the Top 10 in the Big Ten last season had he reached the minimum number of games to be ranked.

Brandon Taylor moved to No. 11 at Penn State with 69 career blocks. He is third on the team this season with 20 (0.7 per game).

2014-15 STATISTICS

OVERALL STATS

#	Player	gp-gs	min	avg	Total		3-Point		F-Throw		Rebounds				pf	dq	a	to	blk	stl	pts	avg
					fg-fga	fg%	3fg-fga	3fg%	ft-fa	ft%	off	def	tot	avg								
02	Newbill, D.J.	31-31	1148	37.0	221-486	.455	52-149	.349	147-194	.758	35	115	150	4.8	64	0	98	84	3	38	641	20.7
10	Taylor, Brandon	29-25	784	27.0	101-274	.369	51-154	.331	17-28	.607	27	126	153	5.3	63	1	28	52	20	16	270	9.3
33	Garner, Shep	31-30	885	28.5	96-263	.365	52-160	.325	39-50	.780	16	72	88	2.8	63	2	73	46	2	28	283	9.1
13	Thorpe, Geno	31-14	742	23.9	84-205	.410	19-58	.328	86-100	.860	25	54	79	2.5	91	1	38	48	2	30	273	8.8
01	Johnson, John	16-0	330	20.6	33-77	.429	13-35	.371	39-55	.709	6	21	27	1.7	20	0	23	17	0	11	118	7.4
43	Travis, Ross	31-24	761	24.5	72-154	.468	3-14	.214	11-44	.250	61	133	194	6.3	67	2	23	43	5	21	158	5.1
05	Jack, Donovan	31-12	423	13.6	41-86	.477	2-12	.167	29-38	.763	35	53	88	2.8	89	4	10	22	23	15	113	3.6
03	Foster, Devin	16-0	202	12.6	17-28	.607	1-4	.250	10-13	.769	13	16	29	1.8	14	0	9	15	1	5	45	2.8
32	Dickerson, Jordan	31-16	525	16.9	31-60	.517	0-1	.000	19-33	.576	38	68	106	3.4	94	2	7	21	49	9	81	2.6
00	Banks, Payton	27-0	249	9.2	15-53	.283	11-39	.282	8-16	.500	6	32	38	1.4	24	0	2	12	2	7	49	1.8
44	Moore, Julian	30-1	224	7.5	19-37	.514	1-1	1.000	6-17	.353	16	34	50	1.7	30	0	0	16	10	3	45	1.5
21	Washington, Isaiah	1-0	3	3.0	0-0	.000	0-0	.000	1-2	.500	0	0	0	0.0	0	0	0	0	0	0	1	1.0
34	Wisniewski, Alan	10-1	18	1.8	1-1	1.000	0-0	.000	0-0	.000	2	4	6	0.6	2	0	0	0	1	0	2	0.2
14	Montminy, Kevin	5-1	6	1.2	0-2	.000	0-0	.000	0-2	.000	1	0	1	0.2	0	0	0	0	0	0	0	0.0
Team											45	47	92		1		14					
Total.....		31	6300		731-1726	.424	205-627	.327	412-592	.696	326	775	1101	35.5	622	12	311	390	118	183	2079	67.1
Opponents.....		31	6300		698-1713	.407	190-577	.329	477-688	.693	325	750	1075	34.7	555	-	360	370	105	183	2063	66.5

TEAM STATS

TEAM STATISTICS	PSU	OPP
SCORING	2079	2063
Points per game	67.1	66.5
Scoring margin	+0.5	-
FIELD GOALS-ATT	731-1726	698-1713
Field goal pct	.424	.407
3 POINT FG-ATT	205-627	190-577
3-point FG pct	.327	.329
3-pt FG made per game	6.6	6.1
FREE THROWS-ATT	412-592	477-688
Free throw pct	.696	.693
F-Throws made per game	13.3	15.4
REBOUNDS	1101	1075
Rebounds per game	35.5	34.7
Rebounding margin	+0.8	-
ASSISTS	311	360
Assists per game	10.0	11.6
TURNOVERS	390	370
Turnovers per game	12.6	11.9
Turnover margin	-0.6	-
Assist/turnover ratio	0.8	1.0
STEALS	183	183
Steals per game	5.9	5.9
BLOCKS	118	105
Blocks per game	3.8	3.4
ATTENDANCE	128701	136555
Home games-Avg/Game	16-8044	11-11628
Neutral site-Avg/Game	-	4-2163

Score by Periods	1st	2nd	OT	OT2	Totals
Penn State	967	1079	26	7	2079
Opponents	931	1079	37	16	2063

GAME-BY-GAME LEADERS

DATE	OPPONENT	RESULT	PTS. LEADER	RBS. LEADER	ASSISTS LEADER
11/14	Morgan State	W, 61-48	Newbill (17)	Taylor (9)	Newbill (3)
11/16	Fordham	W, 73-54	Newbill (18)	Travis (9)	Newbill (5)
11/20	vs Charlotte	L, 106-97 (2ot)	Newbill (35)	Travis/Taylor (9)	Travis/Johnson (4)
11/21	vs Cornell	W, 72-71	Newbill (26)	Travis (9)	Newbill/Thorpe (2)
11/23	vs Southern Cal.	W, 63-61	Newbill (22)	Jack (8)	Newbill (4)
11/25	Akron	W, 78-72	Newbill (29)	Travis (9)	Newbill (5)
11/28	at Bucknell	W, 88-80	Newbill (28)	Taylor (8)	Newbill/Garner (2)
12/3	Virginia Tech	W, 61-58	Newbill (18)	Travis (10)	Garner (2)
12/6	at Marshall	W, 73-69	Newbill/Johnson/Taylor (17)	Travis (9)	Newbill/Garner (4)
12/10	Duquesne	W, 64-62	Thorpe (19)	Travis (6)	Garner (4)
12/14	Geo. Washington	W, 64-51	Newbill (20)	Travis (10)	Newbill (4)
12/20	vs. Drexel	W, 73-68	Newbill (20)	Taylor (11)	Newbill (4)
12/22	Dartmouth	W, 69-49	Newbill (17)	Taylor (8)	Newbill (4)
12/31	at Wisconsin	L, 89-72	Newbill (29)	Travis (5)	Garner/Johnson (2)
1/3	at Rutgers	L, 50-46	Newbill (14)	Taylor (7)	Newbill (4)
1/6	Michigan	L, 73-64	Newbill (20)	Newbill (6)	Garner/Johnson (3)
1/13	at Indiana	L, 76-73	Garner/Travis (14)	Travis (8)	Newbill (6)
1/17	Purdue	L, 84-77 (ot)	Newbill (37)	Travis (12)	Newbill/Garner (4)
1/21	at Michigan St.	L, 66-60	Newbill (27)	Taylor/Travis/Foster (5)	Newbill/Garner/Foster (2)
1/24	Rutgers	W, 79-51	Newbill (23)	Taylor (6)	Thorpe (5)
1/28	Minnesota	W, 63-58	Newbill (12)	Newbill (11)	Newbill (5)
1/31	at Illinois	L, 60-58	Newbill (20)	Dickerson (6)	Thorpe (3)
2/4	at Maryland	L, 64-58	Newbill (18)	Newbill (5)	Newbill (5)
2/7	Nebraska	W, 56-43	Thorpe (14)	Newbill/Dickerson (6)	Garner (5)
2/11	at Ohio State	L, 75-55	Newbill (16)	Travis (6)	Garner (3)
2/14	Maryland	L, 76-73	Newbill (25)	Thorpe/Garner (5)	Newbill (4)
2/18	Wisconsin	L, 55-47	Newbill (29)	Travis (8)	Newbill (3)
2/21	at N'western	L, 60-39	Thorpe (13)	Newbill (9)	Garner (5)
2/28	Iowa	L, 81-77 (ot)	Newbill (19)	Travis (9)	Newbill (5)
3/4	Ohio State	L, 77-67	Newbill (17)	Travis (8)	Newbill (5)
3/8	at Minnesota	W, 79-76	Newbill (31)	Travis/Taylor/Garner (6)	Newbill (4)

OWN/SHARE TEAM LEAD

POINTS: Newbill (27), Thorpe (3), Garner (1), Johnson (1), Taylor (1), Travis (1)

REBOUNDS: Travis (17), Taylor (9), Newbill (5), Dickerson (2), Garner (2), Foster (1), Jack (1), Thorpe (1)

ASSISTS: Newbill (21), Garner (10), Johnson (3), Thorpe (3), Foster (1), Travis (1)

2014-15 STATISTICS

BIG TEN STATS

#	Player	gp-gs	min	avg	Total		3-Point		F-Throw		Rebounds				pf	dq	a	to	blk	stl	pts	avg
					fg-fga	fg%	3fg-fga	3fg%	ft-fta	ft%	off	def	tot	avg								
02	Newbill, D.J.	18-18	660	36.7	128-288	.444	30-93	.323	77-105	.733	18	70	88	4.9	36	0	57	53	3	20	363	20.2
01	Johnson, John	3-0	66	22.0	9-20	.450	6-13	.462	5-6	.833	2	3	5	1.7	5	0	7	2	0	3	29	9.7
33	Garner, Shep	18-17	540	30.0	54-165	.327	28-97	.289	21-29	.724	11	44	55	3.1	45	2	43	25	0	19	157	8.7
13	Thorpe, Geno	18-14	448	24.9	53-130	.408	14-38	.368	37-42	.881	8	37	45	2.5	56	1	25	26	1	18	157	8.7
10	Taylor, Brandon	16-12	412	25.8	48-137	.350	28-81	.346	8-11	.727	11	56	67	4.2	24	0	16	21	5	6	132	8.3
43	Travis, Ross	18-11	429	23.8	42-89	.472	0-0	.000	8-24	.333	25	73	98	5.4	38	0	11	22	0	14	92	5.1
03	Foster, Devin	14-0	190	13.6	17-28	.607	1-4	.250	8-11	.727	13	13	26	1.9	14	0	9	13	1	5	43	3.1
05	Jack, Donovan	18-5	211	11.7	17-35	.486	2-7	.286	16-21	.762	16	20	36	2.0	43	1	4	13	10	7	52	2.9
32	Dickerson, Jordan	18-10	338	18.8	18-34	.529	0-0	.000	12-18	.667	25	33	58	3.2	55	2	6	12	31	8	48	2.7
44	Moore, Julian	17-1	157	9.2	15-29	.517	1-1	1.000	5-12	.417	14	21	35	2.1	22	0	0	12	6	2	36	2.1
00	Banks, Payton	17-0	185	10.9	11-39	.282	8-28	.286	2-6	.333	4	23	27	1.6	17	0	1	10	1	4	32	1.9
34	Wisniewski, Alan	6-1	9	1.5	1-1	1.000	0-0	.000	0-0	.000	0	1	1	0.2	2	0	0	0	1	0	2	0.3
14	Montminy, Kevin	4-1	5	1.3	0-1	.000	0-0	.000	0-2	.000	1	0	1	0.3	0	0	0	0	0	0	0	0.0
Team																						
Total.....		18	3650		413-996	.415	118-362	.326	199-287	.693	175	417	592	32.9	358	6	179	218	59	106	1143	63.5
Opponents.....		18	3650		411-953	.431	112-319	.351	280-396	.707	162	445	607	33.7	282	-	230	212	59	109	1214	67.4

BIG TEN TEAM STATS

TEAM STATISTICS	PSU	OPP
SCORING	1143	1214
Points per game	63.5	67.4
Scoring margin	-3.9	-
FIELD GOALS-ATT	413-996	411-953
Field goal pct	.415	.431
3 POINT FG-ATT	118-362	112-319
3-point FG pct	.326	.351
3-pt FG made per game	6.6	6.2
FREE THROWS-ATT	199-287	280-396
Free throw pct	.693	.707
F-Throws made per game	11.1	15.6
REBOUNDS	592	607
Rebounds per game	32.9	33.7
Rebounding margin	-0.8	-
ASSISTS	179	230
Assists per game	9.9	12.8
TURNOVERS	218	212
Turnovers per game	12.1	11.8
Turnover margin	-0.3	-
Assist/turnover ratio	0.8	1.1
STEALS	106	109
Steals per game	5.9	6.1
BLOCKS	59	59
Blocks per game	3.3	3.3
ATTENDANCE	75980	118489
Home games-Avg/Game	9-8442	9-13165
Neutral site-Avg/Game	-	0-0

Score by Periods	1st	2nd	OT	Totals
Penn State	533	591	19	1143
Opponents	549	635	30	1214

GAME-BY-GAME STARTERS

DATE	OPPONENT	G	G	F/G	F	F/C	RECORD W/
11/14	Morgan State	Garner	Newbill	Taylor	Travis	Jack	1-0
11/16	Fordham	Garner	Newbill	Taylor	Travis	Jack	2-0
11/20	vs Charlotte	Garner	Newbill	Taylor	Travis	Jack	2-1
11/21	vs Cornell	Garner	Newbill	Taylor	Travis	Jack	3-1
11/23	vs Southern Cal	Garner	Newbill	Taylor	Travis	Jack	4-1
11/25	Akron	Garner	Newbill	Taylor	Travis	Jack	5-1
11/28	at Bucknell	Garner	Newbill	Taylor	Travis	Jack	6-1
12/3	Virginia Tech	Garner	Newbill	Taylor	Travis	Dickerson	1-0
12/6	at Marshall	Garner	Newbill	Taylor	Travis	Dickerson	2-0
12/10	Duquesne	Garner	Newbill	Taylor	Travis	Dickerson	3-0
12/14	Geo. Washington	Garner	Newbill	Taylor	Travis	Dickerson	4-0
12/20	Drexel	Garner	Newbill	Taylor	Travis	Dickerson	5-0
12/22	Dartmouth	Garner	Newbill	Taylor	Travis	Dickerson	6-0
12/31	at Wisconsin	Garner	Newbill	Taylor	Travis	Dickerson	6-1
1/3	at Rutgers	Garner	Newbill	Thorpe	Taylor	Dickerson	0-1
1/6	Michigan	Garner	Newbill	Taylor	Travis	Dickerson	6-2
1/13	at Indiana	Garner	Newbill	Taylor	Travis	Jack	6-2
1/17	Purdue	Garner	Newbill	Taylor	Travis	Jack	6-3
1/21	at Michigan State	Garner	Newbill	Thorpe	Travis	Taylor	0-1
1/24	Rutgers	Garner	Newbill	Thorpe	Travis	Taylor	1-1
1/28	Minnesota	Garner	Newbill	Thorpe	Travis	Jack	1-0
1/31	at Illinois	Garner	Newbill	Thorpe	Travis	Jack	1-1
2/4	at Maryland	Garner	Newbill	Thorpe	Travis	Jack	1-2
2/7	Nebraska	Garner	Newbill	Thorpe	Taylor	Dickerson	1-1
2/11	at Ohio State	Garner	Newbill	Thorpe	Taylor	Dickerson	1-2
2/14	Maryland	Garner	Newbill	Thorpe	Taylor	Dickerson	1-3
2/18	Wisconsin	Garner	Newbill	Thorpe	Taylor	Dickerson	1-4
2/21	at N'western	Garner	Newbill	Thorpe	Taylor	Dickerson	1-5
2/28	Iowa	Garner	Newbill	Thorpe	Moore	Dickerson	0-1
3/4	Ohio State	Montminy	Newbill	Thorpe	Travis	Wisniewski	0-1
3/8	at Minnesota	Garner	Newbill	Thorpe	Travis	Dickerson	1-0

Bold indicates new lineup combination (8)

SEASON HIGHS & LOWS

PENN STATE TOTALS

HIGHS

POINTS	97	vs Charlotte (11/20/14)
FG MADE	32	vs Charlotte (11/20/14)
FG ATTEMPTS	82	vs Charlotte (11/20/14)
FG PCT.	.556 (30-54)	at Bucknell (11/28/14)
3FG MADE	11	vs Charlotte (11/20/14)
3FG ATTEMPTS	34	vs Charlotte (11/20/14)
3FG PCT.	.533 (8-15)	at Bucknell (11/28/14)
FT MADE	22	vs Charlotte (11/20/14)
FT ATTEMPTS	32	at Marshall (12/6/14)
FT PCT.	1.00 (9-9)	GEO. WASHINGTON (12/14/14)
	.842 (16-19)	at Illinois (1/31/15)
REBOUNDS	47	VIRGINIA TECH (12/3/14)
ASSISTS	18	RUTGERS (1/24/15)
STEALS	10	MINNESOTA (1/28/15)
BLOCKS	11	GEO. WASHINGTON (12/14/14)
TURNOVERS	19	at Illinois (1/31/15)
FOULS	34	vs Charlotte (11/20/14)

LOWS

POINTS	39	at Northwestern (2/21/15)
FG MADE	15	at Northwestern (2/21/15)
	15	at Rutgers (1/3/15)
FG ATTEMPTS	44	NEBRASKA (2/7/15)
FG PCT.	.273	at Northwestern (2/21/15)
3FG MADE	2	WISCONSIN (2/18/15)
3FG ATTEMPTS	12	at Wisconsin (12/31/14)
3FG PCT.	.154 (2-13)	WISCONSIN (2/18/15)
FT MADE	1	at Northwestern (2/21/15)
FT ATTEMPTS	3	WISCONSIN (2/18/15)
FT PCT.	.567 (17-30)	VIRGINIA TECH (12/3/14)
REBOUNDS	22	at Wisconsin (12/31/14)
ASSISTS	4	at Illinois (1/31/15)
	4	VIRGINIA TECH (12/3/14)
STEALS	1	at Ohio State (2/11/15)
BLOCKS	0	at Michigan State (1/21/15)
	0	at Wisconsin (12/31/14)
TURNOVERS	6	WISCONSIN (2/18/15)
FOULS	12	MINNESOTA (1/28/15)

PLAYER HIGHS

POINTS	37	Newbill, D.J. vs. Purdue (1/17/15)
FG MADE	14	Newbill, D.J. vs Charlotte (11/20/14)
FG ATTEMPTS	33	Newbill, D.J. vs Charlotte (11/20/14)
FG PCT (min 5)	.857 (7-8)	Travis, Ross at Indiana (1/13/15)
	.857 (6-7)	Travis, Ross at Bucknell (11/28/14)
3FG MADE	5	Newbill, D.J. at Minnesota (3/8/15)
3FG ATTEMPTS	11	Taylor, Brandon vs Akron (11/25/14)
	11	Newbill, D.J. vs Charlotte (11/20/14)
3FG PCT (min 2)	1.000 (3-3)	Taylor, Brandon (1/17/15)
	1.000 (2-2)	Banks, Payton vs Purdue (1/17/15)
	.800 (4-5)	Newbill, D.J. vs Cornell (11/21/14)
FT MADE	12	Newbill, D.J. vs Akron (11/25/14)
FT ATTEMPTS	15	Newbill, D.J. vs Akron (11/25/14)
FT PCT (min 5)	1.000 (9-9)	Newbill, D.J. vs. Geo. Wash. (12/14/14)
	1.000 (7-7)	Garner, Shep vs Charlotte (11/20/14)
	1.000 (5-5)	Newbill, D.J. vs Rutgers (1/24/15)
REBOUNDS	12	Travis, Ross (1/17/15)
ASSISTS	6	Newbill, D.J. at Indiana (1/13/15)
	5	Thorpe, Geno vs Rutgers (1/24/15)
	5	Newbill, D.J. vs Akron (11/25/14)
	5	Newbill, D.J. vs Fordham (11/16/14)
STEALS	4	Newbill, D.J. vs Cornell (11/21/14)
BLOCKS	6	Dickerson, Jordan vs. Geo. Wash. (12/14/14)
TURNOVERS	5	Newbill, D.J. at Michigan State (1/21/15)
MINUTES	50	Newbill, D.J. vs Charlotte (11/20/14)

OPPONENT TOTALS

HIGHS

POINTS	106	vs Charlotte (11/20/14)
FG MADE	32	vs Charlotte (11/20/14)
FG ATTEMPTS	67	IOWA (2/28/15)
FG PCT.	.638 (30-47)	at Wisconsin (12/31/14)
3FG MADE	10	PURDUE (1/17/15)
	10	at Bucknell (11/28/14)
3FG ATTEMPTS	27	FORDHAM (11/16/14)
3FG PCT.	.625 (10-16)	at Bucknell (11/28/14)
FT MADE	33	vs Charlotte (11/20/14)
FT ATTEMPTS	46	vs Charlotte (11/20/14)
FT PCT.	.955 (21-22)	vs Cornell (11/21/14)
REBOUNDS	51	vs USC (11/23/14)
ASSISTS	19	at Northwestern (2/21/15)
STEALS	12	NEBRASKA (2/7/15)
	12	at Illinois (1/31/15)
BLOCKS	6	GEO. WASHINGTON (12/14/14)
	6	AKRON (11/25/14)
	6	FORDHAM (11/16/14)
TURNOVERS	17	FORDHAM (11/16/14)
FOULS	24	at Bucknell (11/28/14)
	24	vs Charlotte (11/20/14)

LOWS

POINTS	43	NEBRASKA (2/7/15)
FG MADE	15	NEBRASKA (2/7/15)
	15	at Rutgers (1/3/15)
FG ATTEMPTS	45	MICHIGAN (1/6/15)
FG PCT.	.273 (18-66)	vs USC (11/23/14)
3FG MADE	0	GEO. WASHINGTON (12/14/14)
3FG ATTEMPTS	8	GEO. WASHINGTON (12/14/14)
3FG PCT.	.000 (0-8)	GEO. WASHINGTON (12/14/14)
FT MADE	4	VIRGINIA TECH (12/3/14)
FT ATTEMPTS	8	MINNESOTA (1/28/15)
FT PCT.	.286 (4-14)	VIRGINIA TECH (12/3/14)
REBOUNDS	25	at Wisconsin (12/31/14)
ASSISTS	6	at Rutgers (1/3/15)
STEALS	1	at Rutgers (1/3/15)
BLOCKS	1	OHIO STATE (3/4/15)
	1	NEBRASKA (2/7/15)
	1	at Indiana (1/13/15)
	1	MICHIGAN (1/6/15)
	1	vs Drexel (12/20/14)
	1	DUQUESNE (12/10/14)
	1	VIRGINIA TECH (12/3/14)
	1	vs Charlotte (11/20/14)
TURNOVERS	8	VIRGINIA TECH (12/3/14)
	8	WISCONSIN (2/18/15)
FOULS	8	at Northwestern (2/21/15)

PLAYER HIGHS

POINTS	28	Russell, D'Angelo vs Ohio State (3/4/15)
FG MADE	10	Hill, Malcolm at Illinois (1/31/15)
FG ATTEMPTS	15	Robotham, Noah vs Akron (11/25/14)
	15	Reinhardt, Katin vs USC (11/23/14)
	15	Thorne Jr., Mike vs Charlotte (11/20/14)
FG PCT (min 5)	.857 (6-7)	Graham, Jon at Maryland (1/4/15)
3FG MADE	6	Stephens, Kendall vs Purdue (1/17/15)
3FG ATTEMPTS	12	Stephens, Kendall vs Purdue (1/17/15)
	12	Lee, Damion vs Drexel (12/20/14)
3FG PCT. (min 2)	1.000 (2-2)	Dawkins, Aubrey vs Michigan (1/6/15)
	1.000 (2-2)	LeVert, Caris vs Michigan (1/6/15)
	1.000 (2-2)	Jackson, Traevon at Wisconsin (12/31/14)
	1.000 (2-2)	Manning, Tamron at Marshall (12/6/14)
FT MADE	12	Trimble, Melo vs Maryland (2/14/15)
	12	Cancer, Galal vs Cornell (11/21/14)
FT ATTEMPTS	12	White, Aaron vs Iowa (2/28/15)
	12	Trimble, Melo vs Maryland (2/14/15)
	12	Cancer, Galal vs Cornell (11/21/14)
	12	Thorne Jr., Mike vs Charlotte (11/20/14)
FT PCT (min 5)	1.000 (12-12)	Trimble, Melo vs Maryland (2/14/15)
	1.000 (12-12)	Cancer, Galal vs Cornell (11/21/14)
	1.000 (11-11)	Ogbueze, Braxton vs Charlotte (11/20/14)
	1.000 (8-8)	Olaseni, Gabriel vs Iowa (2/28/15)
	1.000 (7-7)	Walton Jr., Derrick vs Michigan (1/6/15)
	1.000 (6-6)	Scott, Shannon vs Ohio State (3/4/15)
	1.000 (6-6)	Robinson, Stanford at Indiana (1/13/15)
	1.000 (6-6)	Daniels, Bishop at Rutgers (1/3/15)
	1.000 (6-6)	Jackson, Traevon at Wisconsin (12/31/14)
	1.000 (5-5)	Garino, Patrico vs. Geo. Wash. (12/14/14)
	1.000 (5-5)	Hatter, Robert vs Cornell (11/21/14)
	1.000 (5-5)	Benkovic, Ivan vs Charlotte (11/20/14)
REBOUNDS	16	Thorne Jr., Mike vs Charlotte (11/20/14)
ASSISTS	8	McIntosh, Bryant at Northwestern (2/21/15)
	8	Trimble, Melo at Maryland (2/4/15)
STEALS	5	Gesell, Mike vs Iowa (2/28/15)
	5	Nunn, Kendrick at Illinois (1/31/15)
	5	Pretlow, Donte vs Morgan State (11/14/14)
BLOCKS	4	Larsen, Kevin vs. Geo. Wash. (12/14/14)
TURNOVERS	7	Hammons, A.J. vs Purdue (1/17/15)

CHARTING PSU

SPECIALTY STATS

Opponent	T/O	POINTS OFF...				Ties	Leads	WL	Score	Leads overcome
		2ndCh	Paint	FastB	Bench					
Morgan State	17	5	26	9	21	2	1	W	61-48	trailed by 8 1st-11:12
Fordham	17	6	28	10	24	1	2	W	73-54	trailed by 5 1st-16:22
vs Charlotte	15	15	28	8	19	3	4	L	97-106	lost 5 1st-12:32
vs Cornell	10	17	30	4	24	6	2	W	72-71	trailed by 13 1st-05:11
vs USC	14	10	28	4	9	1	5	W	63-61	trailed by 6 2nd-10:30
Akron	7	6	30	15	20	2	2	W	78-72	trailed by 14 1st-06:30
at Bucknell	15	11	30	2	21	0	0	W	88-80	did not trail
Virginia Tech	8	16	30	0	15	2	2	W	61-58	trailed by 8 2nd-11:39
at Marshall	11	12	28	6	32	2	2	W	73-69	trailed by 6 1st-16:19
Duquesne	12	11	26	4	35	2	4	W	64-62	trailed by 4 1st-18:49
George Washington	9	8	26	6	13	1	3	W	64-51	trailed by 7 1st-14:57
Drexel	16	4	30	4	22	0	1	W	73-68	trailed by 2 1st-19:08
Dartmouth	17	9	24	10	31	1	1	W	69-49	trailed by 2 1st-15:48
at Wisconsin	10	12	34	4	24	2	4	L	72-89	lost 3 1st-08:59
at Rutgers	16	6	18	4	12	0	0	L	46-50	never led
Michigan	11	5	24	6	33	2	1	L	64-73	lost 4 1st-07:17
at Indiana	11	15	46	13	12	2	3	L	73-76	lost 4 1st-18:47
vs Purdue	19	10	28	8	14	5	5	L	77-84 (ot)	lost 9 1st - 00:40
at Michigan State	15	5	16	4	12	7	0	L	60-66	never led
Rutgers	21	14	28	15	14	2	2	W	79-51	trailed by 6 1st-17:07
Minnesota	23	15	28	8	27	2	5	W	63-58	trailed by 3 1st-14:11
at Illinois	9	9	26	4	18	6	8	L	58-60	lost 3 2nd-10:37
at Maryland	13	7	22	4	19	6	6	L	58-64	lost 4 1st-10:10
Nebraska	13	6	18	15	9	1	2	W	56-43	trailed by 3 1st-15:43
at Ohio State	7	8	20	4	18	0	0	L	55-75	never led
Maryland	14	9	18	2	13	2	2	L	76-73	lost 7 1st-7:06
Wisconsin	5	2	30	7	3	2	0	L	55-47	never led
at Northwestern	0	4	10	2	10	1	0	L	39-60	lost 9 1st-15:23
Iowa	13	10	26	7	20	4	4	L	77-81 (ot)	lost 12 1st-11:54
Ohio State	10	7	32	10	27	2	2	L	67-77	lost 9 1st-3:32
at Minnesota	9	18	30	7	14	4	5	W	79-76	trailed 5 1st-11:23
Totals	387	292	818	206	585	73	78			
Average/Game	12.5	9.4	26.4	6.6	18.9	2.4	2.5			
Opponent	461	303	782	190	596	60	73			
Average/Game	14.9	9.8	25.2	6.1	19.2	1.9	2.4			

POINT DIFFERENTIAL

MARGIN	W	L
1	1	--
2	2	1
3	2	2
4	1	2
5	2	--
6	1	2
7	-	1
8	1	2
9	--	2
10	--	1
13	3	--
17	-	1
19	1	--
20	1	1
21	--	1
28	1	--

BENCH SCORING

TEAM	PSU	OPP
Morgan State	21	16
Fordham	24	12
vs Charlotte	19	34
vs Cornell	24	11
vs USC	9	15
Akron	20	19
at Bucknell	21	20
Virginia Tech	15	30
at Marshall	32	37
Duquesne	35	33
George Washington	13	6
vs Drexel	22	23
Dartmouth	31	11
at Wisconsin	24	9
at Rutgers	12	13
Michigan	33	18
at Indiana	12	15
Purdue	14	28
at Michigan State	12	22
Rutgers	14	17
Minnesota	27	18
at Illinois	18	17
at Maryland	19	23
Nebraska	9	13
at Ohio State	18	18
Maryland	13	11
Wisconsin	3	0
at Northwestern	10	29
Iowa	20	27
Ohio State	27	13
at Minnesota	14	38
Penn State bench leads:	9-6	
Opponent bench leads:	6-9	
Benches are tied:	0-1	

THE LAST TIME PENN STATE ...

TEAM WON/LOST

BEAT TOP 25 TEAM	2/27/14 vs. No. 22 Ohio State (65-63)
BEAT TOP 25 TEAM ROAD	1/29/14 at No. 24 Ohio State (71-70(ot))
BEAT TOP 10 TEAM	2/1/09 at No. 9 Michigan State (72-68)
BEAT TOP 5 TEAM	2/27/13 vs. No. 4 Michigan (84-78)
BEAT A BIG TEN TEAM by 20+	1/24/15 vs. Rutgers (28, 79-51)
WON IN OVERTIME	1/29/14 at No. 24 Ohio State (71-70(ot))
LOST IN OVERTIME	2/28/15 vs. Iowa (81-77 (ot))
PLAYED DOUBLE OVERTIME	11/20/14 vs. Charlotte (L, 106-97 (2ot))
CAME FROM 10+DOWN TO WIN	11/25/14 vs Akron (78-72) (-14)
WON BIG TEN ROAD	3/8/15 at Minnesota (79-76)
WON TOP 25 BIG TEN ROAD	1/29/14 at No. 24 Ohio State (71-70(ot))
WON NON-CONFERENCE ROAD	12/6/14 at Marshall (73-69)
WON NON-CONFERENCE NEUTRAL	11/23/14 vs. Southern California (63-61), Charleston Classic
LOST BIG TEN AT HOME	3/4/15 vs. Ohio State (77-67)
LOST NON-CONFERENCE AT BJC	11/13/14 vs. Bucknell (90-80)
LOST NON-CONFERENCE AT HOME	12/14/13 vs. Princeton (71-69(ot)) - at Rec Hall

TEAM SCORING

SCORED 100+	12/19/09 vs. Gardner-Webb (104)
ALLOWED 100+	11/20/14 vs. Charlotte (106)
SCORED 90+	11/20/14 vs. Charlotte (97)
ALLOWED 90+	11/20/14 vs. Charlotte (106)
SCORED 80+	11/28/14 at Bucknell (88)
SCORED 80+ IN BIG TEN	2/27/13 vs. No. 4 Michigan (84)
CONSECUTIVE GAMES SCORING 80+	3, 11/24 vs. Longwood (93), 11/26 vs. Monmouth (84), 11/29 vs. St. John's (89)
SCORED UNDER 50	2/18/15 vs. Wisconsin (47)
SCORED UNDER 40	2/21/15 at Northwestern (39)
SCORED 60+ IN A HALF	12/19/09 vs. Gardner-Webb (60 2nd)
SCORED 50+ IN A HALF	12/22/13 vs Mount St. Mary's (55, 2nd half)
BENCH SCORED 50+	12/7/05 vs. UMKC (50)
OPP SCORED 45 OR LESS	2/7/15 vs. Nebraska (43)
CONSECUTIVE OPP BELOW 45	2009 at Temple (45) & UMBC (42)
OPP SCORED 40 OR LESS	3/6/14 at Northwestern (32)
CONSECUTIVE OPP BELOW 40	2007 vs. Princeton (38) & Denver (39)
OPP SCORED 10 OR LESS IN HALF	12/15/07 Denver (10)
OPP SCORED 15 OR LESS IN HALF	2/7/15 Nebraska (13)

NOTING THE BJC

(arena records: page 155 of team guide)

RECORD IN BJC:

183-114 (18th Season) (62%) (297 games)
OPENED: Jan. 11, 1996 vs. Minnesota (W, 76-51)
CAPACITY: 15,261
MOST CONTESTS IN A SEASON: 20 (2008-09)
100TH WIN: 56-55 over Hartford, Dec. 6, 2006
LONGEST WIN STREAK: 14; 1/11/96 - 12/27/97
SEASON HOME WINS RECORD: 17-3 (2008-09)
SEASON BEST START: 8-0, 2007-08 & 1996
TOP SEASON WIN MARKS:
 17-3 (2008-09); 13-4 (2007-08);
 13-4 (1999-2000); 13-5 (2010-11);
 12-2 (1997-98);
TOP SEASON WIN PERCENTAGES:
 100.0, 8-0 (1996)
 .862, 17-3 (2008-09)
 .857, 12-2 (1997-98)

TOP 10 CROWDS:

- 15,472 vs. Purdue, 2/1/1997
- 15,464 vs. Indiana, 1/26/1997
- 15,455 vs. Ohio State, 3/1/1999
- 15,435 vs. Ohio State, 2/27/1999
- 15,420 vs. Indiana, 1/8/2000
- 15,403 vs. No. 1 Ohio State 3/1/2011
- 15,389 vs. Northwestern, 2/15/1997
- 15,377 vs. Michigan State, 2/24/2001
- 15,355 vs. Indiana, 1/31/1999
- 15,232 vs. Indiana, 2/3/2001

TEAM SHOOTING

SHOT 60%+ FG	11/25/09 vs. Sacred Heart (63.8%)
SHOT 60%+ FG IN BIG TEN	1/3/06 vs Northwestern (64.0%)
SHOT 50%+ FG IN BIG TEN	1/24/15 vs. Rutgers (29-57, 50.9%)
SHOT 70% IN HALF	12/30/06 vs. VMI (26-37, 70.3%)
SHOT UNDER 30%	2/21/15 at Northwestern (15-55, 27.3%)
SHOT 70%+ FROM 3PT	12/28/05 vs. St. Francis (9-12, 75.0%)
SHOT 60%+ FROM 3PT	11/28/10 vs. Furman (12-19, 63.2%)
SHOT 50%+ FROM 3PT	11/28/14 at Bucknell (8-15, 53.3%)
SHOT 95%+ FROM FT	3/13/11 vs Ohio State (9-9, 100%)
SHOT 85%+ FROM FT	3/13/14 vs. Minnesota (13-14, 92.9%)
SHOT 50% OR LESS FT	1/3/12 at Wisconsin (0-1, 0.0%)
OPP SHOT 60%+ FG	12/31/14 at Wisconsin (63.8%)
OPP SHOT BELOW 30% FG	11/16/14 vs. Fordham (29.3%)
OPP SHOT 0.0% 3FG	12/14/14 vs. George Washington (0-8)

TEAM REBOUNDING

50+ REBOUNDS	12/29/12 vs. Duquesne (50)
45+ REBOUNDS	12/3/14 vs. Virginia Tech (47)
20+ OFFENSIVE REBS	12/7/11 vs. Lafayette (20)
20 OR LESS REBOUNDS	2/29/12 at Purdue (17)
OPP LESS THAN 20 REBS	1/19/11 vs. Purdue (19)

TEAM STEALS, ASSISTS, TURNOVERS, BLOCKS

15+ STEALS	11/12/11 vs. Hartford (15)
10+ STEALS	1/28/15 vs. Minnesota (10)
30+ ASSISTS	12/30/06 vs. VMI (36)
20+ ASSISTS	12/7/13, vs. Marshall (20)
5 OR FEWER TURNOVERS	11/29/13 vs. St. John's (4), 1/23/14 vs. Nebraska (5)
20 + TURNOVERS	12/10/11 at Duquesne (23)
OPP 25 + TURNOVERS	11/12/11 vs. Hartford (26)
10+ BLOCKS	12/11/13 at Duquesne (13)
10 PLAYERS 10+ MINUTES	12/19/09 vs. Gardner-Webb (10)

INDIVIDUAL SCORING

PLAYER 40+ POINTS	Jesse Arnelle (40) vs. Temple, 1/29/1955
PLAYER 35+ POINTS	D.J. Newbill (37) vs. Purdue, 1/17/2015 (BJC Record)
PLAYER 30+ POINTS	D.J. Newbill (35) vs. Charlotte, 11/20/14
3 PLAYERS 20+ POINTS	Claxton, Cornley, Hassell vs. VMI, 12/30/06
2 PLAYERS 20+ POINTS	Tim Frazier (24), D.J. Newbill (24) vs. Princeton (12/14/13)
6+ PLAYERS 10+ POINTS	1/13/15 at Indiana (6)
5+ PLAYERS 10+ POINTS	1/13/15 at Indiana (6) 12/22/13 vs. Mount St. Mary's (5)

INDIVIDUAL, MISC.

PLAYER 20+ REBOUNDS	A. Johnson (20) vs. Sacred Heart, 11/27/04
PLAYER 15+ REBOUNDS	Geary Claxton (15) atPurdue, 2/18/06
PLAYER 10+ ASSISTS	Tim Frazier (13) at Duquesne, 12/11/13
PLAYER 5+ STEALS	Jermaine Marshall (5) vs. UNH, 12/23/12
PLAYER 5+ BLOCKS	Jordan Dickerson (5) at Ohio State (1/29/14)
PLAYER 6+ THREES	Talor Battle (6) atMichigan State (2/1/09)

BOX SCORES

Game 1: Penn State 61, Morgan State 48

Nov. 14, 2014 @ Bryce Jordan Center, University Park, Pa.

Morgan State 48 • 0-1

##	Player	Total FG-FGA	3-Pr FG-FGA	FT-FTA	Rebounds Off Def Tot	PF	TP	A TO Blk Stk	Min
34	BLOOSOM, Cedric	1-10	0-0	4-4	1 5 6	2	10	0 0 2 0	33
50	SMITH, Zach	2-2	0-0	2-2	4 3 6	0	2	0 2 0	16
01	PRETTLOW, Donte	1-0	0-0	2-2	1 3 1	2	3	5 0 0 0	32
03	SIMPSON, Rasean	3-5	1-3	0-1	0 1 1	4	5	1 1 0 1	21
22	BOZEMAN, Blake	3-13	0-6	3-4	1 3 4	4	9	2 1 0 1	35
06	CORNISH, Cliff	0-5	0-0	0 4	2 0 0	0	0	1 0 0	10
05	CHAMBERS, Conrad	2-3	1-1	0-0	0 0 0	5	1	0 1 0	5
10	MATEY, Emmanuel	0-0	0-0	0 0	0 0 0	0	0	0 0 0	3
11	WAUGHAN JR., Clive	0-2	0-0	0 0	0 0 0	0	0	0 0 0	7
12	REDMOND, Jamar	2-4	1-3	0-0	1 1 1	0	5	0 0 0 0	8
21	THOMAS, Kyle	1-3	0-1	0-0	2 1 3	1	2	1 0 0 0	12
33	CURTIS, Jeremiah	0-1	0-0	0 1	1 1 0	0	1	0 0 0	10
42	OMOGBEHIN, Jordan	2-2	0-0	1 0	1 3 4	0	0	1 0 0	15
Team					5 3 8			2 1	7
Totals		18-58	3-18	9-12	15 21 36	17	48	7 14 4 8	200

FG % 1st Half: 10-36 27.8% 2nd Half: 8-22 36.4% Game: 18-58 31.0%
 3FG % 1st Half: 1-9 11.1% 2nd Half: 3-9 33.3% Game: 3-18 16.7%
 FT % 1st Half: 4-4 100.0% 2nd Half: 5-8 62.5% Game: 9-12 75.0%

Penn State 61 • 1-0

##	Player	Total FG-FGA	3-Pr FG-FGA	FT-FTA	Rebounds Off Def Tot	PF	TP	A TO Blk Stk	Min
05	Jack, Donovan	1-4	0-0	1-2	1 3 4	3	3	1 3 1 2	17
40	Taylor, Brandon	1-10	0-3	0-0	3 6 9	4	4	1 1 1 0	31
13	Travis, Ross	2-10	0-5	4-4	1 5 0	2	1	1 0 0	22
02	Newbill, D.J.	4-10	2-3	7-8	1 6 7	1	17	3 4 0 0	36
23	Garner, Shep	6-9	2-5	0-0	0 2 2	1	14	2 3 0 1	29
01	Johnson, John	1-3	0-0	4-4	0 2 2	1	6	1 2 0 0	23
11	Thorpe, Geno	4-7	1-2	2-2	2 0 2	4	11	0 1 0 2	19
32	Dickerson, Jordan	2-3	0-0	1-1	2 3 4	1	2	0 2 0	15
34	Wisniewski, Alan	0-0	0-0	0 0	0 0 0	0	0	0 0 0	0+
44	Moore, Julian	0-0	0-0	1-1	3 4 0	0	1	0 0 0	8
Team					0 3 3				
Totals		21-48	5-13	14-23	12 26 40	17	61	10 18 4 5	200

FG % 1st Half: 10-24 41.7% 2nd Half: 11-24 45.8% Game: 21-48 43.8%
 3FG % 1st Half: 1-7 14.3% 2nd Half: 4-6 66.7% Game: 5-13 38.5%
 FT % 1st Half: 10-14 71.4% 2nd Half: 4-9 44.4% Game: 14-23 60.9%

Officials: Pat Driscoll, Bill Ek, Brett Gearhart
 Technical Fouls: Morgan State-None, Penn State-None
 Attendance: 7402

Score by periods	1st	2nd	Total
Morgan State	25	23	48
Penn State	31	30	61

Last FG - MSt by 02:26, PSU by 01:57.
 Largest lead - MSt by 8, PSU by 11, PSU by 16, PSU by 16, PSU by 16.
 MSt led for 07:38, PSU led for 26:56. Game was tied for 05:06.

UNIVERSITY PARK, Pa. - Behind a trio of double-digit scorers, Penn State men's basketball (1-0) earned a 61-48 season-opening victory against Morgan State (0-1) Friday evening at the Bryce Jordan Center. Senior D.J. Newbill (Philadelphia, Pa.) scored 17 points, while freshman Shep Garner (Chester, Pa.) added 14.

Morgan State was led by Cedric Blossom's 10 points and Blake Bozeman's 9. The Bears shot just 18 of 58 from the field and were only 3 of 18 on their 3-point attempts.

Tied at 4-4 in the opening half, Morgan State used a 12-4 run to go up by as many as eight, 16-8, with 9:41 remaining in the frame. Penn State rallied back with a 12-2 stretch to lift the Nittany Lions on top, 21-18, with six minutes left in the period. The Bears answered with a 5-2 strike to keep the frame knotted, 23-23, but PSU regrouped with an 8-2 run to go up by as many as six, 31-25, heading into the intermission.

Garner came out firing to start the second half with his first 3-pointer for a nine-point Penn State lead. Bolstering the lead to as many as 16 in the second half, the Nittany Lions did not let the advantage dip below 10 as PSU powered to a 61-48 win.

POSTGAME NOTES

- Penn State has now won its last 10 season openers. Having not lost a season-opening contest since 2004, the win also marks the fourth consecutive for head coach Patrick Chambers.
- Penn State moves to 89-30 all-time in season openers and 79-10 in yearly home openers.
- The Nittany Lions improve their advantage to 5-0 in all-time series against Morgan State.
- Penn State moves to 13-1 all-time against current squads in the Mid-Eastern Athletic Conference.
- Shep Garner made his first collegiate start for the Nittany Lions against Morgan State. Garner is the first true freshman to start in a season opener since Trey Lewis in 2011, who made his rookie debut for the Nittany Lions Nov. 12, 2011 vs. Hartford. Both Garner (14) and Lewis (17) recorded double figure scoring in their debut outings for PSU.
- D.J. Newbill hit the court for his 66th consecutive start in the Blue and White, as he's started every single contest since arriving on campus as a sophomore transfer.
- With 17 points, Newbill recorded his 10th consecutive double-digit scoring outing, having posted double figures in every game since notching 22 against Iowa Feb. 15, 2014.
- With 1,125 career points, Newbill needs just 14 more points to move to No. 20 on the Penn State all-time career scoring list.
- Geno Thorpe set a career-high mark with 11 points against Morgan State breaking his previous high (9) that he set last season against Ohio State (2/27/14).

Game 2: Penn State 73, Fordham 54

Nov. 16, 2014 @ Bryce Jordan Center, University Park, Pa.

Fordham 54 • 1-1

##	Player	Total FG-FGA	3-Pr FG-FGA	FT-FTA	Rebounds Off Def Tot	PF	TP	A TO Blk Stk	Min
30	RHOOMES, Ryan	3-6	0-0	2-2	3 5 8	3	8	0 0 3 3	32
43	ZARKOVIC, Nemanja	3-9	1-2	3-6	4 4 8	2	10	2 1 0 0	31
03	PASCHALL, Eric	3-10	1-5	0-0	1 0 1	5	7	0 4 0 1	29
34	SMITH, Bryan	1-5	1-4	0-0	1 5 6	4	3	3 1 0 1	28
00	ANDERSON, Antwone	0-0	0-0	1-2	1 1 2	0	1	0 4 0 0	5
01	THOMAS, Mandell	3-12	2-7	0-1	1 4 5	3	8	1 1 0 1	27
10	SEVERE, Jon	0-5	0-3	0-0	0 0 0	1	0	1 0 3 0	21
44	SUAZEB, Manny	1-5	1-3	0-0	0 0 0	4	3	0 2 0	8
55	BATTEEASTON, Dekeb	0-0	0-0	0-0	2 2 0	0	0	1 0 0 0	7
Team					2 1 3			1	
Totals		17-58	8-27	12-19	14 23 37	23	54	9 17 6 8	200

FG % 1st Half: 6-30 20.0% 2nd Half: 11-28 39.3% Game: 17-58 29.3%
 3FG % 1st Half: 3-13 23.1% 2nd Half: 5-14 35.7% Game: 9-27 33.0%
 FT % 1st Half: 6-8 75.0% 2nd Half: 6-11 54.5% Game: 12-19 63.2%

Penn State 73 • 2-0

##	Player	Total FG-FGA	3-Pr FG-FGA	FT-FTA	Rebounds Off Def Tot	PF	TP	A TO Blk Stk	Min
05	Jack, Donovan	0-0	0-0	0-0	0 4 0	2	0	0 1 0	19
13	Taylor, Brandon	4-5	1-2	0-0	6 6 12	3	11	3 0 0	21
43	Travis, Ross	0-0	0-1	3 6	3 8 1	4	0	2 0	22
02	Newbill, D.J.	9-15	2-4	2-2	1 2 3	1	18	5 1 0 1	32
33	Garner, Shep	4-8	4-8	0-0	1 1 2	12	2	0 0	23
00	Banks, Rayton	0-0	0-0	1-2	0 0 0	1	0	0 0	6
01	Johnson, John	2-8	0-2	7-11	0 2 2	0	11	3 1 0	25
03	Foster, Devin	0-0	0-0	0 0	0 0 0	0	0	0 0 0	3
11	Thorpe, Geno	1-5	0-2	2-2	2 3 4	1	3	0 2	16
21	Washington, Isahai	0-0	0-0	1-2	0 0 0	1	0	0 0 0	3
32	Dickerson, Jordan	0-2	0-0	3-4	1 2 3	4	3	0 0 0	13
34	Wisniewski, Alan	0-0	0-0	0-0	0 0 0	0	0	0 0 0	2
44	Moore, Julian	2-3	0-0	1-1	2 2 0	4	0	0 1 0	15
Team					2 2 5				
Totals		25-53	7-18	16-25	9 31 40	18	73	13 14 2 7	200

FG % 1st Half: 12-28 42.9% 2nd Half: 13-25 52.0% Game: 25-53 47.2%
 3FG % 1st Half: 4-10 40.0% 2nd Half: 3-8 37.5% Game: 7-18 38.9%
 FT % 1st Half: 10-14 71.4% 2nd Half: 6-11 54.5% Game: 16-25 64.0%

Officials: Lamont Simpson, Kelly Pfeiffer, Rob Riley
 Technical Fouls: Fordham-None, Penn State-None
 Attendance: 8607

Score by periods	1st	2nd	Total
Fordham	21	33	54
Penn State	38	35	73

Last FG - PSU by 02:00, CHA by 01:59.
 Largest lead - PSU by 9, CHA by 12, CHA by 17, PSU by 11, CHA by 11.
 PSU led for 04:16, CHA led for 43:08. Game was tied for 02:36.

UNIVERSITY PARK, Pa. - Four Nittany Lions scored in double figures as Penn State men's basketball (2-0) powered to a 73-54 victory against Fordham (1-1) Sunday evening at the Bryce Jordan Center. Senior D.J. Newbill scored 18 points, freshman Shep Garner added 12 on four 3-pointers. Junior Brandon Taylor and senior John Johnson each scored 11 as the Nittany Lions sank 25 of 53 field-goal attempts and seven of 18 3-pointers. The Lions held the Rams to 17-of-55 shooting, including just 8-of-26 3-pointers.

Nemanja Zarkovic scored 14 points for Fordham and Chris Sengfelder added 10.

The Nittany Lions won the rebounding battle (40-37) and held the Rams' Eric Paschall to just seven points. Paschall, who scored 31 against New York Institute of Technology Friday night, fouled out with 12:56 remaining. Senior Ross Travis had nine rebounds and eight points.

Tied up at 10-10 in the first half after some early back-and-forth action, senior John Johnson sparked a 6-0 run with a three-point play that lifted the Nittany Lions ahead by as many as six, 16-10. The Rams cut off the streak with a free throw, but Penn State surged ahead with eight more unanswered points capped off with a dunk by Newbill to stretch the advantage to double-digits, 24-11.

POSTGAME NOTES

- PSU limited Fordham to 29.3 percent shooting from the field marking the first time that the Nittany Lions have held a team to less than 30 percent from the field since Dec. 23, 2012 against New Hampshire (22.6%).
- Four Nittany Lions recorded double-figure scoring in the win including, D.J. Newbill (18), Shep Garner (12), John Johnson (11) and Brandon Taylor (11).
- Penn State's four-guard rotation of Newbill, Garner, Thorpe and Johnson combined for 62 percent of the Nittany Lions' offense scoring 45 of 73 total points.
- The Penn State victory extended the Nittany Lion winning streak to six straight when playing on Nov. 16, as PSU moved to 7-1 all-time on the day.
- Penn State improved to 3-2 in the all-time series against the Rams in the first meeting between the two teams since 1973. The Nittany Lions also move to 1-1 at home in the series against Fordham.
- The Nittany Lions move to 113-77 all-time against Atlantic 10 teams. Penn State has two games remaining against A-10 opponents including Duquesne (Dec. 10) and George Washington (Dec. 14).
- With 1,141 career points, Newbill moved into 20th place all-time, passing Mark DuMars (1,139; 1959-61). He now needs 24 to move into a tie for 19th place with Carver Clinton (1964-66).
- With one block, Jack broke into Penn State's all-time Top 10 in the category. With 58 blocks he's tied for 10th on the record list with Tom Howasse (1986-89).

Game 3: Charlotte 106, Penn State (97)

Nov. 20, 2014 @ Charleston Classic, TD Arena (Charleston, S.C.)

Penn State 97 • 2-1

##	Player	Total FG-FGA	3-Pr FG-FGA	FT-FTA	Rebounds Off Def Tot	PF	TP	A TO Blk Stk	Min
05	Jack, Donovan	2-5	0-0	0-1	2 0 2	4	4	0 0 1 0	10
10	Taylor, Brandon	6-15	4-10	3-5	1 8 9	5	19	0 1 1 0	40
43	Travis, Ross	3-7	0-1	0-0	5 4 9	5	6	4 3 0 2	40
02	Newbill, D.J.	3-11	4-11	3-5	2 6 8	4	35	1 2 0 2	50
33	Garner, Shep	4-13	1-6	7-7	0 3 3	4	14	2 1 0 1	39
00	Banks, Payton	0-1	0-1	0-0	0 1 0	0	0	0 0 0	1
01	Johnson, John	1-4	1-2	0-0	1 1 2	3	4	3 0 1	14
11	Thorpe, Geno	2-4	1-2	9-10	0 2 2	3	14	2 0 0 1	30
32	Dickerson, Jordan	1-2	0-0	0-0	1 2 3	4	2	0 0 0 0	9
34	Wisniewski, Alan	0-0	0-0	0-0	2 0 0	0	0	0 0 0 0	6
44	Moore, Julian	0-0	0-0	0-0	0 1 0	0	0	0 0 0	4
Team					3 1 4				
Totals		32-82	11-34	22-28	17 29 46	34	97	13 12 2 8	250

FG % 1st Half: 13-33 39.4% 2nd Half: 14-34 41.2% OT: 5-15 33.3% Game: 32-82 39.0%
 3FG % 1st Half: 4-11 36.4% 2nd Half: 6-18 33.3% OT: 1-5 20.0% Game: 11-34 32.4%
 FT % 1st Half: 4-5 80.0% 2nd Half: 15-18 83.3% OT: 3-5 60.0% Game: 22-28 78.6%

Charlotte 106 • 2-0

##	Player	Total FG-FGA	3-Pr FG-FGA	FT-FTA	Rebounds Off Def Tot	PF	TP	A TO Blk Stk	Min
11	CLAYTON, Willie	1-6	0-0	0-1	5 1 5	2	1	3 0 0	18
12	THORNE JR., Mike	9-15	0-0	5-12	3 13 16	3	23	0 1 0	43
01	OGBUZUE, Braxton	7-11	1-3	11-11	0 2 2	2	26	3 2 0 0	37
14	WILLIAMS, Terrence	4-7	2-3	3-4	0 2 2	5	13	3 0 0	26
15	HENRY, Pierra	2-9	0-3	4-5	1 6 7	5	8	5 2 0	29
02	DORN, Torin	3-7	3-5	3-4	1 3 4	1	12	1 3 0	33
05	WOODS, Keyshawn	4-7	2-3	1-2	0 2 0	2	11	0 1 0	17
11	BENKOVIC, Ivan	1-2	1-2	5-5	0 1 1	3	8	0 0 0	11

BOX SCORES

Game 4: Penn State 72, Cornell 71

Nov. 21, 2014 @ Charleston Classic, TD Arena (Charleston, S.C.)

Penn State 72 • 3-1

#	Player	Total		3-Ptr		Rebounds		PF	TP	A	T	Bk	Stl	Min
		FG	FGA	FG	FGA	Off	Def							
05	Jack, Donovan	0-1	0-0	0-0	0	3	3	0	1	0	1	0	1	20
10	Taylor, Brandon	4-9	0-0	0-0	1	5	4	8	0	1	2	0	2	24
43	Travis, Ross	2-5	0-2	0-3	5	4	9	2	4	1	2	0	0	30
02	Newbill, D.J.	9-16	4-5	4-4	2	4	6	3	26	2	2	0	4	39
33	Garner, Shep	4-7	2-3	0-0	0	0	0	0	2	0	0	2	19	
00	Banks, Payton	0-1	0-1	0-0	0	0	0	0	0	0	0	0	0	4
01	Johnson, John	6-9	1-3	4-4	0	3	3	17	1	0	0	0	0	25
13	Thorpe, Geno	1-5	0-3	4-4	2	1	3	1	6	2	2	1	2	28
32	Dickerson, Jordan	0-3	0-0	1-2	1	1	2	1	1	0	1	0	0	10
44	Moore, Julian	0-1	0-0	0-0	0	0	0	0	0	0	0	0	0	1
	Team				2	3	5							
	Totals	26-57	7-21	13-17	13	24	37	17	72	7	12	4	9	200

FG % 1st Half: 9-29 31.0% 2nd Half: 17-28 60.7% Game: 26-57 45.6%
 3FG % 1st Half: 3-12 25.0% 2nd Half: 4-9 44.4% Game: 7-21 33.3%
 FT % 1st Half: 7-9 77.8% 2nd Half: 6-8 75.0% Game: 13-17 76.5%

Cornell 71 • 2-3

#	Player	Total		3-Ptr		Rebounds		PF	TP	A	T	Bk	Stl	Min
		FG	FGA	FG	FGA	Off	Def							
00	Onuorah, David	0-1	0-0	0-0	0	5	4	0	0	0	1	0	0	20
32	Miller, Shonn	7-12	1-3	0-0	1	3	2	15	0	3	2	2	3	34
05	Harker, Robert	4-12	4-8	5-5	0	2	2	0	17	1	1	0	0	30
13	Cherry, Devin	4-11	1-6	2-3	0	7	1	11	6	3	0	0	0	36
23	Cancer, Galal	2-7	1-2	12-12	2	1	3	2	17	2	2	0	2	36
01	Smith, Darryl	0-0	0-0	0-0	0	0	0	0	0	0	1	0	0	2
04	LaMore, Dave	3-6	0-0	0-0	3	1	4	2	6	0	1	1	0	15
12	Abdur-Raouf, Jordan	0-0	0-0	0-0	0	0	0	0	0	0	0	0	0	1
20	Bathurst, Wil	0-0	0-0	0-0	0	0	0	0	0	0	0	0	0	2
25	Fallas, Jojo	1-2	1-2	2-2	1	1	2	1	5	1	0	0	0	16
35	Tomic, Ned	0-1	0-0	0-0	0	0	2	0	0	1	0	0	0	7
50	Giddens, Delon	0-0	0-0	0-0	0	0	0	0	0	0	0	0	0	3
	Team				1	1	2							
	Totals	21-52	8-21	21-22	8	20	28	14	71	10	13	4	4	200

FG % 1st Half: 13-30 43.3% 2nd Half: 8-22 36.4% Game: 21-52 40.4%
 3FG % 1st Half: 5-11 45.5% 2nd Half: 3-10 30.0% Game: 8-21 38.1%
 FT % 1st Half: 6-6 100.0 2nd Half: 15-16 93.8% Game: 21-22 95.5%

Officials: Tony Greene, John Hampton, Kelly Seif
 Technical fouls: Penn State-None, Cornell-None.
 Attendance: 1220

Score by periods	1st	2nd	Total
Penn State	23	44	72
Cornell	37	34	71

Last FG - PSU 2nd-00:00, COR 2nd-00:44.
 Largest lead - PSU by 2 1st-17:38, COR by 13 1st-05:11.
 PSU led for 00:07, COR led for 32:39. Game was tied for 07:10.

Charleston, S.C. (AP) - D.J. Newbill had 26 points including the driving layup as the buzzer sounded to lift Penn State to a 72-71 victory over Cornell at the Charleston Classic on Friday night.

The Big Red (2-3) were up 71-70 with four seconds left but threw the inbound pass into the backcourt to beat the five-second clock. Geno Thorpe picked it up and passed to Newbill on the left side. Newbill dribbled the baseline and went up for the winning shot before time ran out.

It was the first lead for Penn State (3-1) since going up 4-2 less than three minutes into the game.

John Johnson had 17 points, including a high arcing 3-pointer with 4.5 seconds left that drew the Nittany Lions to 71-70.

Galal Cancer and Robert Hatter had 17 points each for Cornell, which faces Drexel for seventh place game Sunday.

It was a dramatic change of fortune for the Nittany Lions in Charleston. They rallied from 17 points down against Charlotte on Thursday night only to fall 106-97 in double overtime.

POSTGAME NOTES

- Penn State trailed by as many as 13 before erasing an 11-point second-half deficit to earn the win with a buzzer-beating layup from D.J. Newbill.
- The 13-point deficit is the largest comeback for a win since the Nittany Lions overcame a 13-point disadvantage to defeat Indiana on the road, 66-65, Feb. 12, 2014.
- Penn State led for all of :07 in the entire contest. The game-winning bucket was its first advantage since the 17:38 mark in the first half.
- The game featured seven ties and three lead changes. Cornell led for 32:39 of the game.
- Penn State moves to 6-5 all-time against the Big Red, while head coach Patrick Chambers moves to 3-0 against Cornell in his career at both Penn State and Boston University.
- With 26 points, D.J. Newbill recorded his second-consecutive 20-plus point outing this season and 22nd of his career.
- Newbill tallied 15 first-half points going 3-3 from 3-point range and 4-8 from the field. He finished the evening 4-5 from the 3-point line.
- John Johnson set a season-high mark with 17 points, shooting 6-9 from the field and 4-4 from the free-throw line.
- Thirteen of Johnson's 17 points came in the second half, including a 3-pointer with :04 on the clock to make it a one-point game, 71-70
- Shep Garner put up double-figure scoring (10) for the fourth consecutive game of his career.
- With two steals, his final steal of the evening led to Newbill's game-winning buzzer-beater.

Game 5: Penn State 72, Cornell 71

Nov. 23, 2014 @ Charleston Classic, TD Arena (Charleston, S.C.)

USC 61 • 2-3

#	Player	Total		3-Ptr		Rebounds		PF	TP	A	T	Bk	Stl	Min
		FG	FGA	FG	FGA	Off	Def							
00	Clark, Darion	2-8	0-0	2-5	5	3	8	1	6	1	3	0	0	29
32	Jovanovic, Nikola	3-7	0-1	3-5	3	4	7	3	9	0	3	0	0	29
01	Reinhardt, Katin	4-15	4-10	2-2	0	3	3	2	14	4	2	0	0	35
11	McLaughlin, Jordan	4-12	2-4	2-4	3	3	6	0	12	4	3	0	3	34
30	Stewart, Elijah	2-7	1-6	0-0	0	2	2	1	5	1	0	1	1	26
12	Jacobs, Julian	1-3	0-1	0-0	2	1	3	3	2	0	1	1	0	20
14	Gavrilovic, Strahinj	2-10	0-0	9-10	6	4	10	4	13	1	0	0	2	21
24	Marquetti, Malik	0-4	0-0	0-1	2	0	2	0	0	0	1	0	1	10
	Team				8	2	10							
	Totals	18-66	7-22	18-27	29	22	51	14	61	11	13	5	7	200

FG % 1st Half: 10-34 29.4% 2nd Half: 8-32 25.0% Game: 18-66 27.3%
 3FG % 1st Half: 3-10 30.0% 2nd Half: 4-12 33.3% Game: 7-22 31.8%
 FT % 1st Half: 7-10 70.0% 2nd Half: 11-17 64.7% Game: 18-27 66.7%

Penn State 63 • 4-1

#	Player	Total		3-Ptr		Rebounds		PF	TP	A	T	Bk	Stl	Min
		FG	FGA	FG	FGA	Off	Def							
05	Jack, Donovan	4-8	0-2	0-0	3	5	8	0	2	2	1	2	1	23
10	Taylor, Brandon	2-8	1-6	0-2	0	2	2	4	5	2	4	1	0	26
43	Travis, Ross	3-8	0-1	0-0	1	5	6	0	6	0	2	1	0	27
02	Newbill, D.J.	8-17	2-4	4-4	2	2	4	4	22	4	2	0	1	39
33	Garner, Shep	4-7	4-6	1-2	0	1	1	13	2	1	0	0	32	
00	Banks, Payton	0-2	0-2	0-0	0	0	0	0	0	0	0	0	0	3
01	Johnson, John	0-1	0-0	0-0	1	2	1	0	2	0	1	0	1	15
13	Thorpe, Geno	3-7	0-1	0-0	3	1	4	2	6	2	1	0	0	21
32	Dickerson, Jordan	1-1	0-0	1-2	0	1	1	3	3	0	1	0	0	10
44	Moore, Julian	0-0	0-0	0-0	0	0	0	0	0	0	0	0	1	4
	Team				8	2	10							
	Totals	25-59	7-22	6-10	14	23	39	19	63	10	15	5	3	200

FG % 1st Half: 13-26 50.0% 2nd Half: 8-33 24.2% Game: 25-59 42.4%
 3FG % 1st Half: 5-13 38.5% 2nd Half: 2-9 22.2% Game: 7-22 31.8%
 FT % 1st Half: 0-0 0.0% 2nd Half: 6-10 60.0% Game: 6-10 60.0%

Officials: Ted Valentine, John Hampton, Mark Whitehead
 Technical fouls: USC-None, Penn State-None.
 Attendance: 1220

Score by periods	1st	2nd	Total
USC	30	31	61
Penn State	31	32	63

Last FG - USC 2nd-00:25, PSU 2nd-01:37.
 Largest lead - USC by 6 2nd-00:30, PSU by 13 1st-14:57.
 USC led for 10:19, PSU led for 23:44. Game was tied for 05:56.

Charleston, S.C. (AP) - If Penn State wanted to close the Charleston Classic with a victory, coach Pat Chambers knew D.J. Newbill would have to make the biggest plays.

Newbill came through with 16 of his 22 points in the second half in the Nittany Lions' 63-61 win over Southern Cal in Sunday's fifth place game. He finished the three games with 83 points to set the tournament scoring mark, surpassing the 78 scored by St. Joseph's Carl Jones in 2011.

Penn State opened 4-1 for the third time in Chambers' four seasons.

After the Trojans (2-3) built a 49-43 lead with just under 10 minutes left, Newbill scored 10 of Penn State's next 13 points in their go-ahead run. His second 3-pointer put the Nittany Lions ahead to stay at 56-54.

Southern Cal was still within 62-60 on Jordan McLaughlin's foul shot with 1.3 seconds left. But Shep Garner made a foul shot with 0.7 seconds left to provide the final game.

POSTGAME NOTES

- The two wins at the 2014 Charleston Classic mark the first time Penn State has won at least two games at a neutral site tournament since the 2000 ECAC Holiday Classic at Madison Square Garden. The Nittany Lions knocked off Princeton, 65-52, Dec. 26 and Hofstra, 74-71, Dec. 27 before going on to the NCAA Sweet 16 that season.
- The Nittany Lions limited the Trojans to 27.3 percent from the field marking the second time this season Penn State has held a team to less than 30 percent from the field.
- PSU matched a season-high mark with seven team 3-pointers, marking the second-consecutive game the Nittany Lions have reached the mark.
- The Nittany Lions did not attempt a free-throw until the 7:57 mark of the second half. USC had a 22-0 advantage in free-throw attempts to that point and finished with a 27-10 margin.
- With 83 points across all three games of the Charleston Classic, D.J. Newbill now holds the scoring record for the most points in tournament history. The previous record was held by Saint Joseph's Carl Jones (2011) with 78 points.
- Newbill averaged 27.7 points, 6.0 rebounds, 2.3 assists and 2.3 steals over the last three games, while shooting 50 percent from 3-point range, 47 percent from the field and 85 percent from the free-throw line.
- Shep Garner registered 12 points in the first half, shooting 4-5 from both the field and 3-point range. He concluded the night ranked second on the team in scoring with 13 points.

Game 6: Penn State 78, Akron 72

Nov. 25, 2014 @ Bryce Jordan Center, University Park, Pa.

Akron 72 • 3-2

#	Player	Total		3-Ptr		Rebounds		PF	TP	A	T	Bk	Stl	Min
		FG	FGA	FG	FGA	Off	Def							
02	CHEATHAM, Jr., Kwan	4-9	1-3	0-0	0	3	3	9	0	2	2	0	0	27
21	McIntyre, Reggie	3-7	0-0	0-0	0	1	1	2	9	0	0	2	0	19
34	FORSYTHE, Pat	4-9	0-0	4-4	2	9	3	12	2	2	2	0	0	33
03	EVANS, Nyles	2-7	1-4	0-0	0	1	1	5	1	0	1	0	0	18
14	ROBOTHAM, Noah	6-15	2-5	4-4	1	0	1	3	18	1	1	0	0	35
04	IBITAYO, Deji	4-7	1-2	8-9	2	4	6	3	17	0	1	0	1	22
05	GLADDEN, B.J.	0-2	0-0	0-0	2	1	3	2	0	0	0	0	0	7
15	KRETZER, Jake	0-2	0-2	0-0	1	3	4	3	1	0	2	0	2	25
23	JOHNSON, Isaiah	1-3	0-0	0-0	0	0	0	1	2	0	1	0	0	7
55	JACKSON, Antino	0-1	0-1	0-0	0	1	1	0	0	0	0	0	0	7
	Team													

BOX SCORES

Game 7: Penn State 88, Bucknell 80

Nov. 28, 2014 @ Sojka Pavilion (Lewisburg, Pa.)

Penn State 88 • 6-1		Total		3-Ptr		Rebounds		PF		TP		A TO Blk Stl		Min	
#	Player	FG-FGA	FG-FGA	FT-FTA	FT-FTA	Off Def Tot	Off Def Tot	PF	TP	A	TO	Blk	Stl		Min
05	Jack, Donovan	2-4	0-1	1-2	2	1	3	5	0	0	0	1	1	19	
10	Taylor, Brandon	5-11	1-3	1-2	4	4	8	3	12	1	2	3	2	34	
43	Travis, Ross	6-7	2-3	0-0	0	5	3	14	0	3	0	0	23		
02	Newbill, D.J.	9-17	1-2	9-12	1	5	6	1	28	2	3	0	1	36	
33	Garner, Shep	3-4	2-3	0-0	0	1	1	2	8	2	1	0	0	22	
11	Johnson, John	1-3	1-2	4-4	0	2	1	7	1	0	0	1	4		
13	Thorpe, Geno	3-7	1-1	5-6	2	2	4	3	12	0	1	0	0	30	
32	Dickerson, Jordan	0-0	0-0	0-0	0	2	2	3	0	2	1	0	0	7	
44	Moore, Julian	1-1	0-0	0-0	0	0	0	1	2	1	0	1	1		
	Team	0	1	11											
Totals		30-54	8-15	20-26	9	23	32	23	88	6	13	4	6	200	
FG % 1st Half: 15-28 53.6%		2nd Half: 15-26 57.7%		Game: 30-54 55.6%		Deadball Rebounds: 2		3FG % 1st Half: 6-7 85.7%		2nd Half: 8-15 53.3%		Game: 20-26 76.9%			
FT % 1st Half: 3-4 75.0%		2nd Half: 17-22 77.3%		Game: 20-26 76.9%											

Bucknell 80 • 2-5		Total		3-Ptr		Rebounds		PF		TP		A TO Blk Stl		Min	
#	Player	FG-FGA	FG-FGA	FT-FTA	FT-FTA	Off Def Tot	Off Def Tot	PF	TP	A	TO	Blk	Stl		Min
00	Hoffman, Dom	2-6	0-0	1-2	1	4	5	3	3	2	0	0	23		
20	Foulland, Nana	5-7	0-0	4-8	1	1	2	14	0	0	2	1	26		
05	Azzarino, John	1-1	0-0	2-2	0	2	0	34	2	2	0	0	34		
14	Hass, Chris	5-11	3-4	1-1	0	1	1	14	2	2	0	0	29		
32	Frazier, Ryan	2-2	1-1	4-4	0	0	0	9	2	3	0	0	17		
00	MacLuey, D.J.	1-3	0-0	0-0	2	2	2	1	0	0	0	0	8		
02	Brown, Stephen	0-0	0-0	0-0	0	0	0	0	0	0	0	0	3		
03	Kaspar, Steven	0-2	0-0	0-1	1	0	1	1	0	2	0	0	14		
12	Show, J.C.	3-5	2-4	2-2	0	1	1	10	3	2	1	0	24		
22	Starkey, Cory	1-4	0-0	4-4	2	6	8	3	6	1	1	0	16		
44	Oberfeld, Ben	1-2	0-0	0-0	0	1	1	0	0	0	0	0	6		
	Team	0	1	3											
Totals		26-53	10-16	18-24	7	19	26	24	80	16	14	4	4	200	
FG % 1st Half: 12-25 48.0%		2nd Half: 14-28 50.0%		Game: 26-53 49.1%		Deadball Rebounds: 3		3FG % 1st Half: 5-8 62.5%		2nd Half: 10-16 62.5%		Game: 10-16 62.5%			
FT % 1st Half: 4-7 57.1%		2nd Half: 14-17 82.4%		Game: 18-24 75.0%											

Officials: Bill McCarthy, Jeff Janosik, Bernard Clinton
 Technical Fouls: Penn State-None. Bucknell-None.
 Attendance: 4257
 Site largest crowd in Sojka Pavilion history
 Score by periods:

1st	2nd	Total
39	49	88
33	47	80

 Last FG - PSU 2nd-01:25, BUCKNELL 2nd-00:08.
 Largest lead - PSU by 12 1st-06:29, BUCKNELL None.
 PSU led for 38:50, BUCKNELL led for 00:00. Game was tied for 00:28.

Penn State away late for an 88-80 victory over Bucknell on Friday. The Nittany Lions (6-1) never trailed but never led by more than 12.

Bucknell (2-5) tied the game once, at 66-all, with 6:19 to play. Penn State answered with a 12-4 run and held steady from there with Newbill scoring six of the Nittany Lions' last 10 points to secure the win.

Ross Travis added 14 points, and Brandon Taylor and Geno Thorpe had 12 apiece. Penn State was 8 of 15 from 3-point range and 30 of 54 from the field.

The Bison used a 16-6 run to pull even late in the second half, but Chris Hass and John Azzarino turned the ball over on consecutive possessions to halt the momentum.

Haas cut the deficit to 83-78 on a 3-pointer with 1:07 left and the Bison would get no closer. Penn State led 39-33 at halftime, and Newbill scored 21 of his 28 in the second half. Taylor's 3-pointer with 6:18 left in the first half gave Penn State its largest lead at 31-19. The Bison answered with nine straight points.

POSTGAME NOTES

- With the 88-80 win on the road at Bucknell, Penn State improves to 6-1 on the year, marking the second consecutive year PSU has opened the year with a 6-1 mark under head coach Patrick Chambers.
- The Nittany Lions are 3-1 away from the Bryce Jordan Center and 1-0 after their first true road game. The team has won their first true away game in each of the last two seasons.
- The win also extends the current Nittany Lion winning streak to four straight, marking the third consecutive season PSU has put together a four-game winning streak.
- The Nittany Lions went 30-54 from the field for a season-high 56 percent mark in the win. Penn State also made 20 of 26 attempts from the free throw line for a season-high 77 percent from the charity stripe.
- In the first half alone, Penn State shot 86 percent from the 3-point line, nailing six thirds, while also shooting 54 percent from the field in the opening half.
- Penn State made eight 3-pointers for a season-high mark during regulation games. Eight treys also marks the fourth-consecutive game the Nittany Lions have netted at least seven 3's. Penn State finished the night 8-15 (53%) from 3-point range marking the first time PSU has shot 50 percent from three since 2/27/13 against Michigan (10-20, 50%).
- Ross Travis set a season-high in scoring with 14 points, finishing the evening 6-7 from the field. He reached the mark early in the first half with 12 points, shooting 5-5 from the field and 2-2 from three-point range heading into the intermission.
- D.J. Newbill had a game-high 28 points for his fifth-consecutive 20-plus scoring outing and 25th of his career.
- With 1,283 career points, Newbill moves up to No. 16 on the Penn State all-time scoring list, passing Dan Earl (1993-99). He needs just five more points to match Calvin Booth (1995-1999) for No. 15th all-time.

Game 8: Penn State 61, Virginia Tech 58

Dec. 3, 2014 @ Bryce Jordan Center (University Park, Pa.)

Virginia Tech 58 • 4-3		Total		3-Ptr		Rebounds		PF		TP		A TO Blk Stl		Min	
#	Player	FG-FGA	FG-FGA	FT-FTA	FT-FTA	Off Def Tot	Off Def Tot	PF	TP	A	TO	Blk	Stl		Min
00	Shane Henry	2-5	0-0	0-0	1	2	3	1	4	0	0	0	1	8	
13	Alford Hill	2-8	1-3	1-2	1	8	9	4	6	2	2	0	0	34	
01	Malik Muller	0-5	0-1	0-0	0	2	2	3	0	0	0	0	1	16	
10	Justin Bibbs	5-12	3-5	3-5	1	4	5	5	16	1	0	0	0	37	
11	Devin Pierce	1-6	0-0	0-0	2	2	4	2	2	3	3	0	3	28	
02	Joey van Zegezen	9-14	0-0	0-0	4	6	10	5	18	0	2	0	1	22	
03	Adam Smith	2-8	0-4	0-0	0	0	0	2	4	1	0	0	0	30	
21	Satchel Pierce	1-3	0-0	0-0	0	1	1	2	0	1	1	0	0	8	
23	Jalen Hudson	3-4	0-0	0-0	0	0	0	0	6	2	0	0	0	15	
25	Will Johnson	0-0	0-0	0-0	0	0	0	1	0	0	0	0	0	2	
	Team	0	0	0											
Totals		25-65	4-14	4-14	12	26	38	25	58	11	8	1	8	200	
FG % 1st Half: 13-35 37.1%		2nd Half: 12-30 40.0%		Game: 25-65 38.5%		Deadball Rebounds: 5,2		3FG % 1st Half: 1-7 14.3%		2nd Half: 3-7 42.9%		Game: 4-14 28.6%			
FT % 1st Half: 0-0 0.0%		2nd Half: 4-6 66.7%		Game: 4-14 28.6%											

Penn State 61 • 7-1		Total		3-Ptr		Rebounds		PF		TP		A TO Blk Stl		Min	
#	Player	FG-FGA	FG-FGA	FT-FTA	FT-FTA	Off Def Tot	Off Def Tot	PF	TP	A	TO	Blk	Stl		Min
10	Taylor, Brandon	2-7	1-3	2-3	1	6	7	3	7	0	2	2	1	25	
43	Travis, Ross	1-2	0-0	1-5	6	4	10	3	6	0	3	0	0	27	
32	Dickerson, Jordan	1-1	0-0	0-2	2	6	8	2	2	0	2	0	1	16	
02	Newbill, D.J.	6-14	1-4	5-9	1	3	4	1	18	1	2	0	1	37	
33	Garner, Shep	4-10	1-6	4-4	1	1	2	1	13	2	3	0	1	25	
00	Banks, Payton	0-2	0-2	0-1	1	4	5	1	0	0	0	0	0	12	
01	Johnson, John	2-4	0-1	1-2	0	1	1	2	5	1	1	0	0	23	
05	Jack, Donovan	2-5	0-2	0-0	1	6	7	4	4	0	1	0	0	16	
13	Thorpe, Geno	1-5	0-2	4-4	1	1	2	0	1	3	0	1	1	17	
44	Moore, Julian	0-0	0-0	0-0	0	1	1	0	0	0	0	0	1	2	
	Team	0	0	0											
Totals		20-54	4-24	17-30	14	33	47	18	61	4	17	4	4	200	
FG % 1st Half: 9-25 36.0%		2nd Half: 11-29 37.9%		Game: 20-54 37.0%		Deadball Rebounds: 5		3FG % 1st Half: 3-12 25.0%		2nd Half: 1-12 8.3%		Game: 4-24 16.7%			
FT % 1st Half: 9-13 69.2%		2nd Half: 8-17 47.1%		Game: 17-30 56.7%											

Officials: D.J. Carstensen, Pat Driscoll, Larry Sciorotto
 Technical Fouls: Virginia Tech-None. Penn State-None.
 Attendance: 7326
 Score by periods:

1st	2nd	Total
27	31	58
30	31	61

 Last FG - VT 2nd-00:05, PSU 2nd-00:18.
 Largest lead - PSU by 12 2nd-11:29, PSU by 9 2nd-04:11.
 VT led for 24:29, PSU led for 13:00. Game was tied for 02:27.

UNIVERSITY PARK, Pa. (AP) - Patrick Chambers was eager to point out that Penn State's defense played a huge role in the Nittany Lions' 61-58 ACC-Big Ten Challenge victory over Virginia Tech Wednesday night. D.J. Newbill scored 18 points and Shep Garner added 13 for Penn State (7-1), but the Lions crafted a 47-38 edge in rebounding. They were led by 10 from Ross Travis, eight from Jordan Dickerson and seven each from Brandon Taylor and Donovan Jack.

Penn State limited the Hokies (4-3) to 38.5 percent shooting from the field and 28.6 from 3-point range during the back-and-forth game in which a 16-2 second-half run turned momentum in Penn State's favor. It was the fourth one-possession game Penn State has played this season.

Joey van Zegezen scored 18 points for the Hokies and Justin Bibbs added 16. But Tech hit only 4 of 14 free throws and 4 of 14 3-pointers. The Hokies (4-3) led by as many as eight points early in the second half but Penn State's Newbill scored 13 second-half points after a 1-of-5 first-half shooting performance.

POSTGAME NOTES

- The Penn State victory extends the Nittany Lions winning streak to five in a row, putting PSU out to its best start (7-1) under head coach Patrick Chambers and for the program since the 2008-09 campaign.
- Eight different Nittany Lions contributed at least two points in the win, led by D.J. Newbill and Shep Garner, who each recorded double figure scoring.
- Powered by a 16-2 run in the second half, Penn State came from behind by as many eight, marking the fourth time this season the Nittany Lions have come back from down by more than six to win (14 vs. Akron, 6 vs. USC and 13 vs. Cornell).
- Penn State trailed by as many as seven in the first half (17-10, 10-38), before closing out the opening frame with nine unanswered points to enter the intermission with a three-point lead, 30-27.
- Penn State out-rebounded Virginia Tech 47-38, posting a season-high mark on the boards and the most since Dec. 7, 2013 vs. Marshall.
- Penn State wore its throwback uniform for the second time this season, improving to 2-0. The pink and black jerseys honor the original schools colors of the University, which were established in 1887.
- Penn State moves to 6-8 in its 14th Challenge appearance, winning its first since 2011.
- With 1,301 career points, Newbill moves into the No. 15 spot on the Penn State all-time scoring list. He needs nine more points to match John Amaechi (1,310; 1993-95) for No. 14 and for the record among players to spend just three years of action at Penn State.

POSTGAME NOTES

- The Nittany Lions improved to 8-1 on the season with the win over Marshall, securing the program's best start since the 2000-01 Sweet 16 season.
- Penn State has now won six-consecutive games, its longest streak since the 2007-08 campaign. The six-game streak is the longest active winning stretch among all 14 Big Ten teams.
- Penn State has won two true road games in 2014-15 and is 4-1 in games played away from the Bryce Jordan Center.
- The Lions have played in four games decided by five points or fewer so far this season, winning all of them.
- The Lions are 6-0 when leading at the half and with 5:00 remaining on the clock this season.
- D.J. Newbill, Brandon Taylor and John Johnson all tallied 17 points in the win. It is the fourth time this season three players have scored in double-figures.
- Payton Banks hit his first FG of his Penn State career, a 3-pointer at the 6:37 mark of the first half to give the Lions a 19-17 lead. The team would not trail again.
- Marshall's last lead of the game was at 7:52 of the first half (17-16).
- The Penn State bench produced a season-high 32 points, led by Johnson's 17. All 10 players to see action for PSU tallied at least one point.
- With 17 points, D.J. Newbill now has 1,318 career points at Penn State, taking over the point-scoring record for players to spend just three years in the Blue and White, as well as the No. 14 spot all-time from John Amaechi (1,310; 1993-95). Newbill needs 11 to move into 13th-place with Ed Fogell (1,329; 1986-90).
- Newbill has led, or shared the team lead in points in all nine games this season.

Game 9: Penn State 73, Marshall 69

Dec. 6, 2014 @ Henderson Center (Huntington, W. Va.)

Penn State 73 • 8-1		Total		3-Ptr		Rebounds		PF		TP		A TO Blk Stl		Min	
#	Player	FG-FGA	FG-FGA	FT-FTA	FT-FTA	Off Def Tot	Off Def Tot	PF	TP	A	TO	Blk	Stl		Min
10	Taylor, Brandon	7-16	3-9	0-1	0	4	4	3	17	1	4	0	0	33	
43	Travis, Ross	1-4	0-1	1-2	2	8	9	5	3	0	0	0	0	23	
32	Dickerson, Jordan	0-1	0-1	1-2	1	1	2	4	1	0	0	0	0	7	
02	Newbill, D.J.	9-11	0-3	7-9	3	4	7	4	17	4	4	0	3	36	
33	Garner, Shep	5-12	0-2	3-4	1	5	6	2							

BOX SCORES

Game 10: Penn State 64, Duquesne 62

Dec. 10, 2014 @ Bryce Jordan Center (University Park, Pa.)

Duquesne 62 • 3-3													
#	Player	FG-FGA	3-PT	Rebounds			PF	TP	A	TO	Blk	Stl	Min
				Off	Def	Total							
00	POWELL, TySeean	4-7	0-0	3-6	3	1	4	11	0	0	0	0	22
33	GILL, L.G.	1-4	0-2	0-0	1	2	3	5	2	0	4	0	30
01	COLTER, Derrick	2-5	1-1	0-0	0	0	2	5	4	1	0	0	28
22	MASON, Micah	2-9	1-7	0-0	1	4	5	2	5	0	2	0	28
23	JONES, Jeremiah	2-6	1-2	1-5	6	2	6	2	0	2	2	23	
02	JAMES, Eric	1-3	0-1	1-2	0	2	2	1	3	0	1	2	15
03	MCKOY, Dominique	0-1	0-0	1-2	0	1	1	2	1	1	0	0	10
35	STEVENS, Jordan	7-17	1-6	3-4	0	1	10	18	3	1	0	1	26
54	LEWIS, Darius	4-4	0-0	1-3	3	5	8	4	9	0	0	0	14
55	ROBINSON, Jordan	0-1	0-0	2-2	2	1	3	2	0	1	1	0	4
Team				2	3	5							
Totals		23-57	4-19	12-21	13	25	38	25	62	10	11	5	200
FG % 1st Half:	10-30	33.3%	2nd Half:	13-27	48.1%	Game:	4-19	21.1%	Deatball				
3FG % 1st Half:	3-9	33.3%	2nd Half:	1-10	10.0%	Game:	4-19	21.1%	Rebounds				
FT % 1st Half:	5-12	41.7%	2nd Half:	7-9	77.8%	Game:	12-21	57.1%					

Penn State 64 • 9-1													
#	Player	FG-FGA	3-PT	Rebounds			PF	TP	A	TO	Blk	Stl	Min
				Off	Def	Total							
10	Taylor, Brandon	0-5	0-2	0-0	0	1	1	3	0	1	2	0	17
43	Travis, Ross	0-1	0-0	0-0	1	5	6	1	0	0	1	0	25
32	Dickerson, Jordan	2-3	0-0	1-2	0	3	3	5	0	1	2	0	19
02	Newbill, D.J.	5-17	1-6	0-0	2	3	5	2	11	2	3	0	38
33	Garner, Shep	5-10	3-8	0-0	4	0	13	4	0	1	0	37	
00	Banks, Payton	0-2	0-1	2-2	1	2	3	0	2	1	1	2	6
01	Johnson, John	1-2	0-0	0-1	0	0	0	1	2	0	2	0	12
05	Jack, Donovan	3-4	0-0	5-6	2	1	3	3	11	1	0	1	12
13	Thorpe, Geno	4-9	0-2	11-14	4	0	4	19	0	1	0	1	28
44	Moore, Julian	0-0	0-0	1-3	0	2	2	3	1	0	0	0	6
Team				1	2								
Totals		20-53	4-19	20-28	11	22	33	20	64	8	11	5	200
FG % 1st Half:	11-27	40.7%	2nd Half:	9-26	34.6%	Game:	20-53	37.7%	Deatball				
3FG % 1st Half:	2-9	22.2%	2nd Half:	2-10	20.0%	Game:	4-19	21.1%	Rebounds				
FT % 1st Half:	5-10	50.0%	2nd Half:	15-18	83.3%	Game:	20-28	71.4%					

Officials: Terry Wymer, Rob Riley, Brian Dorsey
 Technical fouls: Duquesne-None, Penn State-None.
 Attendance: 6565

Score by periods	1st	2nd	Total
Duquesne	23	34	57
Penn State	29	35	64

Last FG - DJN 2nd-00:55, PSU 2nd-05:30
 Largest lead - DJN by 4 1st-18:49, PSU by 10 2nd-15:59
 DUG led for 07:30, PSU led for 27:30. Game was tied for 04:20.

UNIVERSITY PARK, Pa. (AP) - Penn State has gotten off to its best start in more than a decade because it's been able to finish.

The Nittany Lions took the lead late in the first half and never trailed in the second en route to a 64-62 victory over Duquesne Wednesday night. Their seventh straight victory is the longest streak since 2007-08 and is the longest active streak among Big Ten teams.

Geno Thorpe scored a career-high 19 points, freshman Shep Garner added 13 and Penn State upped its record to 9-1, its best start since the Lions' 2000-01 Sweet 16 season.

The Dukes (3-3), who were led by 18 points from Jordan Stevens and 11 from TySean Powell, took a potential game-winning shot at the final buzzer, but Micah James's 3-pointer fell short.

D.J. Newbill and Donovan Jack each added 11 for Penn State, and Jack made good on four free throws in the final two minutes.

Penn State, after a 5-of-10 first-half performance at the free throw line, sank 15 of 18 in the final 20 minutes. Penn State led by 10 early in the second half but Powell and Stevens teamed up for an 8-2 Duquesne run to close to 46-42, and Duquesne got to within 52-51 when Darius Lewis made good on a three-point play.

POSTGAME NOTES

- Penn State matches its best start, 9-1, since the 2000-01 team also started 9-1. That team finished 21-12 and made an appearance in the NCAA Tournament Sweet Sixteen.
- Penn State has now won seven straight games, its most since winning seven in a row in 2007-08 and the longest active streak among Big Ten teams.
- The Lions have had five games decided by five or fewer points and four by just one possession. They have won all of them this season and have been victorious in each of their last seven games decided by three or fewer points, dating back to last season.
- The Nittany Lions held Duquesne to just 4-of-19 from beyond the arc (21.1 percent). The Dukes came into the game shooting 45.8 percent collectively from 3-point range.
- The 35 bench points for Penn State are the most since posting 44 vs. Central Connecticut State on Nov. 22, 2010.
- The Nittany Lions, who led by just one (29-28) at the midpoint, started the second half on an 11-2 run to take a 40-30 lead at the 15:59 mark in the second half.
- Penn State improved to 27-19 all-time against Duquesne.
- Geno Thorpe scored 19 points, a career high. His previous best was 14 against Charlotte on Nov. 20, 2014.
- Shep Garner had 13 points in the game and has now scored in double figures seven times in 10 games this season.
- Garner posted four assists, tying his personal best, which he also did at Marshall (Dec. 6, 2014).

Game 11: Penn State 64, Geo. Wash. 51

Dec. 14, 2014 @ Bryce Jordan Center (University Park, Pa.)

George Washington 51 • 6-3													
#	Player	FG-FGA	3-PT	Rebounds			PF	TP	A	TO	Blk	Stl	Min
				Off	Def	Total							
21	LARSEN, Kevin	7-14	0-0	1-5	7	6	13	1	15	2	2	4	37
34	KOPRIVA, John	2-3	0-0	1-2	1	0	1	0	5	0	1	1	22
11	Ahlen, Kathleen	1-7	0-1	5-6	1	1	2	7	1	2	0	2	27
13	GARINO, Patricio	5-12	0-1	5-5	1	5	6	4	15	2	2	1	46
22	MCDONALD, Joe	1-5	0-0	1-3	4	4	3	3	2	3	0	0	32
03	JORGENSEN, Paul	0-1	0-1	0-0	0	0	0	0	1	0	0	0	6
04	Schwab, Anthony	0-0	0-0	0-0	0	0	0	0	0	0	0	0	14
05	GRIFFIN, Nick	0-3	0-0	0-0	0	0	0	0	0	0	0	0	12
12	WATANABE, Yuta	1-7	0-2	2-2	2	3	5	0	4	0	1	0	21
15	BRYANT, Darian	1-1	0-0	0-0	1	1	1	2	0	0	0	0	6
20	MCCOY, Ryan	0-0	0-0	0-0	0	0	0	1	0	0	0	0	1
45	CEMINO, Matt	0-0	0-0	0-0	0	0	0	0	0	0	0	0	0+
Team				2	1	3							
Totals		18-53	0-8	15-23	15	20	35	13	51	8	11	6	200
FG % 1st Half:	11-29	37.9%	2nd Half:	7-24	29.2%	Game:	18-53	34.0%	Deatball				
3FG % 1st Half:	0-3	0.0%	2nd Half:	0-5	0.0%	Game:	0-8	0.0%	Rebounds				
FT % 1st Half:	8-11	72.7%	2nd Half:	9-12	75.0%	Game:	15-23	65.2%					

Penn State 64 • 10-1													
#	Player	FG-FGA	3-PT	Rebounds			PF	TP	A	TO	Blk	Stl	Min
				Off	Def	Total							
10	Taylor, Brandon	7-13	3-6	0-0	3	5	8	2	17	1	2	0	30
43	Travis, Ross	0-3	0-0	0-0	5	10	15	0	1	1	1	0	23
32	Dickerson, Jordan	2-2	0-0	0-0	2	4	6	2	4	0	0	0	24
02	Newbill, D.J.	6-17	1-5	7-7	2	1	3	20	4	2	0	2	39
33	Garner, Shep	4-11	2-7	0-0	0	3	3	10	2	2	0	1	25
00	Banks, Payton	1-1	1-1	0-0	0	2	2	2	3	0	0	0	2
01	Johnson, John	0-3	0-0	0-0	0	1	1	0	2	0	0	2	20
05	Jack, Donovan	1-2	0-0	0-0	0	0	0	1	2	0	1	2	8
13	Thorpe, Geno	3-9	0-2	2-2	1	0	1	4	8	1	2	0	25
44	Moore, Julian	0-1	0-0	0-0	1	1	0	0	0	0	1	0	4
Team				1	2								
Totals		24-62	7-24	9-9	16	24	40	20	64	11	11	11	700
FG % 1st Half:	12-35	34.3%	2nd Half:	12-27	44.4%	Game:	24-62	38.7%	Deatball				
3FG % 1st Half:	5-13	38.5%	2nd Half:	2-11	18.2%	Game:	7-24	29.2%	Rebounds				
FT % 1st Half:	5-5	100.0	2nd Half:	4-4	100.0	Game:	9-9	100.0					

Officials: DJ Carstensen, Buddy Maybrone, Earl Walton
 Technical fouls: George Washington-None, Penn State-None.
 Attendance: 4914

Score by periods	1st	2nd	Total
George Washington	28	23	51
Penn State	34	30	64

Last FG - GW 2nd-00:27, PSU 2nd-02:13.
 Largest lead - GW by 17 1st-14:57, PSU by 17 2nd-01:41.
 GW led for 09:55, PSU led for 27:25. Game was tied for 02:40.

UNIVERSITY PARK, Pa. (AP) - A solid defensive effort enabled Penn State to inch closer to its coach's season-long goal of playing a complete, 40-minute game on Sunday.

DJ Newbill scored 20 points, Brandon Taylor added 17, and Penn State defeated GW 64-51 for its eighth straight win. The Nittany Lions (10-1), who also got 10 points from Shep Garner, shot 38.7 percent (18 of 53) from the field and were 9 of 9 from the free throw line. But six blocks from Jordan Dickerson - out of 11 total blocks - and 10 rebounds from Ross Travis helped shut down a Colonial stretch that averaged nearly 74 points per game.

George Washington (6-3) was led by 15 points each from Kevin Larsen and Patricio Garino, consistently shot from under the basket but made good on only 18 of 53 shots for 34 percent. The Colonials failed to score on eight 3-point shots and were just 15 of 23 from the free throw line.

Penn State's start is its best since the 1995-96 team jumped to a 13-0 record and ultimately advanced to the NCAA Tournament. The Nittany Lions outrebounded GW 40-35. Its 16 offensive rebounds, many of which came late in the second half, enabled Penn State to kick the ball out to the backcourt and kill time while holding leads that ranged from 10 to 15 points down the stretch.

POSTGAME NOTES

- Penn State extends its winning streak to eight in a row with the win against George Washington to move to 10-1 on the year, marking the best start for the Nittany Lions since the 1995-96 season. The streak also is the longest for the Nittany Lions since the 1995-96 season (13).
- Having posted wins in its last eight non-conference games, Penn State's 10 non-conference wins are also the most for PSU since the 2008-09 season (11).
- PSU's eight-game winning stretch is the longest among all 14 Big Ten teams.
- The Nittany Lions registered a season-high mark with 11 blocks in the win, marking the most for PSU since posting 13 against Duquesne in 2013.
- Penn State grabbed a season-high 16 offensive rebounds, posting a 40-35 advantage against GW on the glass.
- GW did not hit a 3-point field goal in the opening 0-8 from behind the arc. The last time Penn State held an opponent without a trey was Feb. 5, 2013 vs. Purdue.
- Penn State held the Colonials to 34 percent shooting on the game, its fourth opponent to shoot below 35 percent this season, and to a stifling 29 percent in the second half.
- Improving to 20-11 all-time against the Colonials, Penn State has won eight of the last 10 games in the series, having claimed a win in the first meeting between the two teams since 1991.
- The Nittany Lions also improve to 6-0 at home, having won its last 11 non-conference games in the Bryce Jordan Center.

Game 12: Penn State 73, Drexel 68

Dec. 20, 2014 @ PPL Center (Allentown, Pa.)

Drexel 68 • 2-8															
#	Player	FG-FGA	3-PT	Rebounds			PF	TP	A	TO	Blk	Stl	Min		
				Off	Def	Total									
15	Bah, Mohamed	5-8	0-0	0-0	4	4	8	1	10	0	3	0	35		
24	Williams, Rodney	0-4	0-0	1-2	3	5	8	4	1	0	2	1	0	18	
11	Ahlen, Kathleen	5-10	3-4	2-2	0	5	8	4	15	1	2	0	12		
13	London, Rashann	3-7	0-2	0-0	0	5	5	2	6	2	2	0	1	26	
14	Lee, Damion	9	3-15	2-12	5-6	1	4	5	4	13	3	1	0	32	
01	Willson, Freddie	1-4	1-3	1-2	0	1	1	0	1	0	4	2	0	1	22
02	Mojica, Sammy	5-10	2-5	2-5	1	2	3	5	14	0	0	0	0	17	
55	Myles, Tyshawn	2-2	0-0	1-2	1	2	3	5	1	0	0	0	1	27	
Team				1	0										
Totals		24-60	8-26	12-19	11	23	34	25	68	9	10	1	6	200	
FG % 1st Half:	10-26	38.5%	2nd Half:	14-34	41.2%	Game:	24-60	40.0%	Deatball						
3FG % 1st Half:	3-12	25.0%	2nd Half:	5-14	35.7%	Game:	8-26	30.8%	Rebound						
FT % 1st Half:	5-8	62.5%	2nd Half:	7-11	63.6%	Game:	12-19	63.2%							

Penn State 73 • 11-1														
#	Player	FG-FGA	3-PT	Rebounds			PF	TP	A	TO	Blk	Stl	Min	
				Off	Def	Total								
10	Taylor, Brandon	5-13	4-9	0-0	0	11	11	2	14	0	3	0	0	30
43	Travis, Ross	1-6	0-1	1-2	0	4	4	2	5	0	0	2	16	
32	Dickerson, Jordan	2-3	0-0	0-0	3	3	6	3	4	0	0	2	18	
02														

BOX SCORES

Game 13: Penn State 69, Dartmouth 49

Dec. 22, 2014 @ Bryce Jordan Center (University Park, Pa.)

#	Player	Total			3-Ptr			Rebounds			PF	TP	A	TO	Blk	Stl	Min
		FG	FGA	FT	FTA	FG	FGA	FT	FTA	Off							
01	Boehm, Connor	4	6	0	0	2	3	0	8	0	2	0	0	0	0	28	
23	Bolden, John	1	3	0	0	1	3	2	3	1	1	0	1	0	0	24	
12	Maldunas, Gabas	7	4	0	0	5	6	1	4	1	9	0	2	0	1	23	
11	Mitola, Alex	9	5	1	1	2	1	1	13	1	2	0	0	0	0	34	
22	Kronk, Miles	4	2	0	0	1	2	3	5	0	0	0	0	0	0	16	
00	Carpenter, Tommy	1	5	0	0	1	2	3	1	2	3	0	0	0	0	9	
01	Smith, Cameron	1	1	0	0	0	1	1	2	0	0	0	0	0	0	7	
02	Ngwudo, Ike	2	5	0	0	2	2	2	0	0	0	0	0	0	0	7	
04	Johnson, Taylor	2	5	1	3	0	1	1	2	5	0	1	0	0	0	10	
18	Gill, Malik	0	2	0	0	1	2	3	2	0	0	0	0	0	0	11	
15	Crescenzi, Kevin	0	3	0	0	0	2	3	0	0	0	0	0	0	0	18	
21	Dickinson, Wesley	1	1	0	0	0	0	0	1	2	0	0	0	0	0	7	
24	Wolf, Alex	0	0	0	0	0	0	0	0	0	0	0	0	0	0	9	
44	Harrison, Cole	0	1	0	0	1	1	1	0	0	0	0	0	0	0	7	
Totals		19	54	2	2	3	3	21	49	8	11	3	6	2	0	200	

FG % 1st Half: 7-24 29.2% 2nd Half: 12-30 40.0% Game: 19-54 35.2%
 3FG % 1st Half: 0-9 0.0% 2nd Half: 2-11 18.2% Game: 2-20 10.0%
 FT % 1st Half: 2-4 50.0% 2nd Half: 7-12 58.3% Game: 9-16 56.3%

#	Player	Total			3-Ptr			Rebounds			PF	TP	A	TO	Blk	Stl	Min
		FG	FGA	FT	FTA	FG	FGA	FT	FTA	Off							
10	Taylor, Brandon	3	11	1	5	3	4	1	7	8	1	4	2	1	0	31	
43	Travis, Ross	3	4	0	1	0	0	4	4	2	1	6	3	1	1	21	
32	Dickerson, Jordan	1	1	0	0	0	0	4	4	2	0	0	0	0	0	13	
02	Newbill, D.J.	9	7	1	2	5	1	2	17	4	2	0	1	0	0	30	
33	Garner, Shep	1	3	1	3	0	1	2	3	2	1	0	0	0	0	17	
00	Banks, Payton	0	1	0	1	0	1	1	0	0	0	0	0	0	0	9	
01	Johnson, John	2	5	2	3	4	5	0	10	2	0	0	0	0	0	22	
03	Foster, Devin	0	2	0	0	0	0	2	2	0	0	0	0	0	0	9	
05	Jack, Donovan	3	6	0	0	2	3	3	6	1	1	0	0	0	0	21	
13	Thorpe, Geno	3	5	1	1	3	4	2	12	1	1	0	1	0	0	21	
14	Montmyr, Kevin	0	0	0	0	0	0	0	0	0	0	0	0	0	0	1	
34	Wisniewski, Alan	0	0	0	0	0	0	0	0	0	0	0	0	0	0	1	
44	Moore, Julian	0	0	0	0	0	0	0	0	0	0	0	0	0	0	6	
Totals		23	49	7	19	16	24	8	30	15	6	11	4	4	2	200	

FG % 1st Half: 15-26 57.7% 2nd Half: 8-23 34.8% Game: 23-49 46.9%
 3FG % 1st Half: 4-10 40.0% 2nd Half: 3-9 33.3% Game: 7-19 36.8%
 FT % 1st Half: 7-7 100.0% 2nd Half: 9-17 52.9% Game: 16-24 66.7%

Officials: Lamont Simpson, Ewon Burroughs, Courtney Green
 Technical fouls: Dartmouth-None. Penn State-None.
 Attendance: 6127

Score by periods	1st	2nd	Total
	Dartmouth	16	33
Penn State	41	28	69

Last FG - DART 2nd-00:29, PSU 2nd-05:41.
 Largest lead - DART by 2 (1st-15:48), PSU by 25 (2nd-31:05).
 DART led for 00:24, PSU led for 34:51. Game was tied for 04:45.

UNIVERSITY PARK, Pa. (AP) - D.J. Newbill scored 17 points, Geno Thorpe added 12 and Penn State defeated Dartmouth 69-49 Monday for its 10th straight win and a school-record 12th non-conference victory.

John Johnson and Brandon Taylor each added 10 points for Penn State (12-1), which held Dartmouth to 19 of 54 from the field and 2 of 20 from 3-point range. The Nittany Lions shot 47 percent from the field and had a 38-30 edge in rebounding. Alex Mitola had 13 points and Gabas Maldunas had nine to lead Dartmouth (5-6).

Dartmouth opened the second half with more energy, out-scoring the Lions 15-11 over the initial 7 1/2 minutes. But the Big Green struggled to stay consistent and remained cold from long range as well as at the foul line. Penn State led by 25 with 10:30 remaining but Maldunas was good on four free throws and Malik Gill lobbed a pass over the basket that Wesley Dickinson slammed through to close Dartmouth's deficit to 60-42. Newbill followed with a driving layup, got the ball from Ross Travis on a team and fed Travis for an easy slam and a 64-42 advantage.

POSTGAME NOTES

- The win against Dartmouth marked the 12th non-conference victory of the season, a program-best mark for Penn State.
- The Nittany Lions extended their winning streak to 10 in a row with a victory against the Big Green. The winning streak is the longest since the 1995-96 season when PSU opened the season 13-0. The 12-1 start also is the best mark since the 1995-96 campaign.
- The 10-game win streak is the longest among all 14 Big Ten teams. Penn State is the first conference team to reach 12 wins this season.
- Penn State limited Dartmouth to a season-low 16 first-half points marking the fewest amount of points allowed in the first half since Northwestern scored 15 on March 16, 2014. The 69-49 final score also marks the first time the Nittany Lions have recorded a 20-point margin of victory since defeating the Wildcats 59-32 in 2014.
- The Nittany Lion bench contributed 31 points in the win, led by double figure scoring from John Johnson (10) and Geno Thorpe (12). Having recorded more than 20 points in nine games this season, the Nittany Lion bench is averaging 22.0 ppg this season. Non-starters produced 15.1 ppg a year ago.
- Along with Johnson and Thorpe, D.J. Newbill and Brandon Taylor posted double figures with 17 and 10, respectively, marking the fifth time this season the Nittany Lions have had four record double digit scoring.
- Penn State improves to 7-0 in the Bryce Jordan Center, marking the most consecutive victories at home for the Nittany Lions since 2007-08, when PSU recorded eight in a row from Nov. 12 - Dec. 31, 2007. They have won each of their last 12 non-conference games in the BJC.
- A season-high tallying 13 players saw action for the Nittany Lions with 10 of them tallying points. Thirteen players also took the court opening weekend vs. Fordham.

Game 14: No. 4 Wisconsin 89, Penn State 72

Dec. 31, 2014 @ Kohl Center (Madison, Wis.)

#	Player	Total			3-Ptr			Rebounds			PF	TP	A	TO	Blk	Stl	Min
		FG	FGA	FT	FTA	FG	FGA	FT	FTA	Off							
10	Taylor, Brandon	1	7	0	0	2	0	2	1	2	0	1	0	0	0	29	
43	Travis, Ross	2	5	0	0	0	0	5	3	4	1	3	3	2	0	29	
32	Dickerson, Jordan	1	2	0	0	0	1	3	4	2	0	0	0	0	0	16	
02	Newbill, D.J.	9	11	2	3	5	8	0	2	2	2	2	2	1	0	38	
33	Garner, Shep	4	5	1	2	0	0	0	0	0	0	0	0	0	0	26	
00	Banks, Payton	0	0	0	0	0	0	0	0	0	0	0	0	0	0	4	
01	Johnson, John	2	4	1	2	0	0	1	2	5	2	0	0	0	0	16	
03	Foster, Devin	0	0	0	0	0	0	0	0	0	0	0	0	0	0	1	
05	Jack, Donovan	2	2	0	0	2	0	1	3	4	1	0	1	0	0	10	
13	Thorpe, Geno	3	6	1	2	4	4	2	2	11	0	0	0	0	0	23	
14	Montmyr, Kevin	0	0	0	0	0	0	0	0	0	0	0	0	0	0	0	
34	Wisniewski, Alan	0	0	0	0	0	0	0	0	0	0	0	0	0	0	1	
44	Moore, Julian	2	2	0	0	1	2	1	2	4	0	0	0	0	0	8	
Totals		29	54	5	12	9	14	7	15	22	23	7	9	0	0	200	

FG % 1st Half: 16-25 64.0% 2nd Half: 13-29 44.8% Game: 29-54 53.7%
 3FG % 1st Half: 2-6 33.3% 2nd Half: 3-6 50.0% Game: 5-12 41.7%
 FT % 1st Half: 2-3 66.7% 2nd Half: 7-11 63.6% Game: 9-14 64.3%

#	Player	Total			3-Ptr			Rebounds			PF	TP	A	TO	Blk	Stl	Min
		FG	FGA	FT	FTA	FG	FGA	FT	FTA	Off							
10	Hayes, Nigel	7	9	2	3	5	6	1	2	21	3	1	0	0	0	31	
15	Dekker, Sam	7	10	1	3	2	3	5	2	17	1	0	0	0	0	29	
44	Kaminsky, Frank	3	13	0	2	4	4	1	18	2	2	0	1	0	0	33	
12	Jackson, Traevon	9	4	2	6	6	2	2	16	1	3	1	2	0	0	31	
23	Garner, Josh	9	1	2	4	0	0	4	8	0	1	0	1	0	0	31	
02	Smith, Jordan	0	0	0	0	0	0	0	0	0	0	0	0	0	0	1	
03	Showalter, Zack	0	0	0	0	1	2	0	0	1	0	0	0	0	0	2	
04	McCoy, Matt	0	0	0	0	0	0	0	0	0	0	0	0	0	0	1	
05	Moesch, Aaron	0	0	0	0	0	0	0	0	0	0	0	0	0	0	1	
13	Dukan, Dujie	2	4	0	1	2	3	0	0	6	2	2	0	0	0	17	
24	Koenig, Bronson	1	1	0	0	0	0	0	0	2	0	0	0	0	0	15	
30	Brown, Vitto	0	1	0	0	0	0	0	0	2	2	1	0	0	0	7	
35	Dearming, Riley	0	0	0	0	0	0	0	0	0	0	0	0	0	0	1	
Totals		30	47	6	13	23	28	5	20	25	13	8	9	0	0	200	

FG % 1st Half: 16-27 59.3% 2nd Half: 14-20 70.0% Game: 30-47 63.8%
 3FG % 1st Half: 3-9 33.3% 2nd Half: 3-4 75.0% Game: 6-13 46.2%
 FT % 1st Half: 8-10 80.0% 2nd Half: 15-18 83.3% Game: 23-28 82.1%

Officials: Gene Steratore, Lamont Simpson, Lewis Garrison
 Technical fouls: Penn State-None. Wisconsin-None.
 Attendance: 17279

Score by periods	1st	2nd	Total
	Penn State	36	36
Wisconsin	43	46	89

Last FG - PSU 2nd-00:26, WIS 2nd-01:18.
 Largest lead - PSU by 3 (1st-08:59), WIS by 22 (2nd-07:35).
 PSU led for 04:06, WIS led for 34:38. Game was tied for 01:15.

MADISON, Wis. (AP) - Frank Kaminsky had 18 points and 14 rebounds, Nigel Hayes scored 21 points and No. 4 Wisconsin shot a blistering 63 percent from the field to beat Penn State 89-72 on Wednesday. The Badgers (13-1) won their sixth straight with Kaminsky leading a balanced attack. The preseason All-American had secured his sixth double-double of the season by midway through the second half with Wisconsin comfortably ahead by double digits.

D.J. Newbill scored 29 points for Penn State (12-2), which had its 10-game winning streak snapped. The Big Ten's leading scorer was 5-of-11 shooting in the second half after going 6 of 7 in the first. Wisconsin's athletic front court asserted control after halftime, with Kaminsky and Hayes getting to the basket at will. Forward Sam Dekker scored 17 after shooting 7 of 10 from the field.

The Nittany Lions withered on both ends of the court to start the second half, when Wisconsin went on an 8-2 run to take a 51-38 lead with 17:03 left on Traevon Jackson's 3-pointer. It was in sharp contrast to the opening 20 minutes, when Penn State stayed step-for-step for much of the time with Wisconsin.

POSTGAME NOTES

- The Nittany Lions scored more points against Wisconsin than any other team this season. As one of two teams to score 70 points against the Badgers, only Duke has been able to put up at least 70 points.
- The Penn State bench tallied 28 points, led by 11 points from Geno Thorpe. The PSU bench is averaging 22.0 ppg this season, up from 15.1 ppg in non-conference games last season.
- Penn State shot 53.7 percent from the field (29-54) against the Badgers, marking a season-best for the Nittany Lions. PSU opened the game shooting 64 percent in the first half alone.
- Three Nittany Lions recorded double figures, led by D.J. Newbill, who put up a team-high 29 points.
- Penn State's 10-game winning streak came to an end as the Nittany Lions move to 12-2 on the year with the loss.
- Penn State moves to 2-1 in true road games this season and 7-16 in Big Ten openers.
- Dartmouth also move to 32-10 in the all-time series against the Nittany Lions.
- D.J. Newbill led the team in scoring with 29, including 15 first-half points, going 6-7 from the field in the opening frame ... His 29 points is his eighth 20-point scoring outing of the season.
- With 1,415 career points, he ranks 10th all-time on the Penn State all-time list. He needs 44 points to match Tom Hovasse (1986-89) for ninth all-time at 1,459.
- Ross Travis finished with five rebounds to take over the No. 10 spot all-time with 704 career rebounds.

Game 15: Rutgers 50, Penn State 46

Jan. 3, 2015 @ The RAC (Piscataway, N.J.)

#	Player	Total			3-Ptr			Rebounds			PF	TP	A	TO	Blk	Stl	Min
		FG	FGA	FT													

BOX SCORES

Game 16: Michigan 73, Penn State 64 Jan. 6, 2015 @ Bryce Jordan Center (University Park, Pa.)

#	Player	Total		3-Ptr		Rebounds		PF	TP	A	TO	Blk	Stl	Min	
		FG	FGA	FG	FGA	FT	FTA								Off
32	Doyler, Ricky	f	3-5	0-0	2-2	0	3	3	2	8	0	2	0	1	33
02	Albrecht, Spike	g	0-4	0-2	0-0	0	2	2	1	0	6	2	0	0	33
10	Walton Jr., Derrick	g	2-7	1-3	7-7	0	6	6	0	12	3	4	0	1	36
21	Irvin, Zak	g	6-9	2-4	3-5	3	6	9	2	17	2	3	0	1	37
23	LeVert, Caris	g	6-8	2-2	4-5	0	4	4	3	18	2	3	1	1	25
03	Chalmers, Kameron	g	2-5	1-1	0-0	1	0	1	0	5	0	0	0	0	6
12	Abdur-Rahkman, M-A	g	1-1	1-1	0-0	0	0	0	1	3	1	1	0	0	6
24	Dawkins, Aubrey	g	3-4	2-2	0-0	0	2	2	2	8	0	0	0	0	16
31	Donnal, Mark	g	0-1	0-0	0-0	0	0	0	1	0	0	0	0	0	1
44	Bielfeldt, Max	g	1-1	0-0	0-0	1	1	2	2	0	0	0	0	0	7
Team			2	1	3										
Totals			24-45	9-15	16-19	6	25	31	14	73	14	15	1	4	200

FG % 1st Half: 12-23 52.2% 2nd half: 12-22 54.5% Game: 24-45 53.3%
3FG % 1st Half: 6-7 85.7% 2nd half: 3-8 37.5% Game: 9-15 60.0%
FT % 1st Half: 6-7 85.7% 2nd half: 10-12 83.3% Game: 16-19 84.2%

#	Player	Total		3-Ptr		Rebounds		PF	TP	A	TO	Blk	Stl	Min	
		FG	FGA	FG	FGA	FT	FTA								Off
10	Taylor, Brandon	f	1-10	0-3	0-0	2	3	5	2	2	0	1	1	0	34
43	Travis, Ross	f	0-3	0-0	1-2	0	2	2	1	1	1	0	1	0	18
32	Dickerson, Jordan	c	1-4	0-0	0	0	0	0	1	2	0	0	0	2	19
02	Newbill, D.J.	g	7-12	1-4	5-9	2	4	6	4	20	1	4	0	1	34
33	Garner, Shep	g	2-3	2-3	0	0	2	4	6	3	1	0	0	0	22
08	Banks, Payton	g	0-0	0-0	0-0	0	0	0	0	0	0	0	0	0	2
01	Johnson, John	g	5-11	4-8	2-2	1	0	1	3	16	3	1	0	1	27
05	Jack, Donovan	g	4-4	0-0	1-1	1	3	4	0	9	1	0	1	0	21
13	Thorpe, Geno	g	2-6	0-2	4-4	0	2	2	4	2	1	0	1	0	23
Team			2	1	3										
Totals			22-53	7-20	13-18	9	17	26	20	64	11	10	4	5	200

FG % 1st Half: 9-28 32.1% 2nd half: 13-25 52.0% Game: 22-53 41.5%
3FG % 1st Half: 3-9 33.3% 2nd half: 4-11 36.4% Game: 7-20 35.0%
FT % 1st Half: 8-8 100.0% 2nd half: 5-10 50.0% Game: 13-18 72.2%

Officials: Brian Dorsey, Tim Claugherly, Paul Saele
Technical fouls: Michigan-None, Penn State-None.
Attendance: 5342

Score by periods	1st	2nd	Total	Points				Bench
				FG	FGA	FT	FTA	
Michigan	36	37	73	29	35	64		
Penn State	29	35	64					

Last FG - MICH 2nd-00:40, PSU 2nd-00:32
Largest lead - MICH by 10 2nd-44:52, PSU by 4 1st-07:17
MICH led for 33:39, PSU led for 03:57. Game was tied for 02:24.

Game 17: Indiana 76, Penn State 73 Jan. 13, 2015 @ Assembly Hall (Bloomington, Ind.)

#	Player	Total		3-Ptr		Rebounds		PF	TP	A	TO	Blk	Stl	Min	
		FG	FGA	FG	FGA	FT	FTA								Off
05	Jack, Donovan	f	3-3	0-0	4-4	3	1	4	3	10	2	2	0	0	14
10	Taylor, Brandon	f	5-15	1-6	0-0	2	3	5	0	11	4	1	0	0	28
43	Travis, Ross	f	7-8	0-0	0-1	2	6	8	0	14	0	0	2	32	
02	Newbill, D.J.	g	5-15	0-4	2-3	0	5	5	2	12	6	1	0	1	37
33	Garner, Shep	g	6-16	2-10	0	1	3	4	1	14	2	2	0	1	30
00	Banks, Payton	g	0-2	0-2	0-0	0	2	3	0	0	0	0	0	0	13
13	Thorpe, Geno	g	4-6	1-2	1-1	0	2	2	2	10	0	3	0	3	21
32	Dickerson, Jordan	g	1-1	0-0	0-0	2	1	3	4	2	0	0	2	0	16
44	Moore, Julian	g	0-0	0-0	0-2	1	1	0	1	3	0	0	1	1	9
Team			2	1	3										
Totals			31-66	4-24	7-11	13	24	37	18	73	14	9	3	8	200

FG % 1st Half: 15-33 45.5% 2nd half: 16-33 48.5% Game: 31-66 47.0%
3FG % 1st Half: 2-13 15.4% 2nd half: 2-11 18.2% Game: 4-24 16.7%
FT % 1st Half: 2-5 40.0% 2nd half: 5-6 83.3% Game: 7-11 63.6%

#	Player	Total		3-Ptr		Rebounds		PF	TP	A	TO	Blk	Stl	Min	
		FG	FGA	FG	FGA	FT	FTA								Off
05	Williams, Troy	f	7-12	0-0	1-1	0	4	4	2	15	2	2	0	0	32
30	Hartman, Collin	f	2-6	2-4	2-2	2	3	5	4	8	3	0	0	0	23
01	Blackmon Jr., James	g	4-12	2-6	1-2	0	6	6	1	11	1	1	0	1	29
04	Johnson, Robert	g	7-11	4-6	2-4	0	2	0	2	20	1	0	2	28	
11	Ferrell, Kevin (Vogi)	g	3-8	1-5	0-0	1	2	3	7	6	2	0	0	37	
02	Zeisloft, Nick	g	0-0	0-0	0-0	0	0	0	0	0	0	0	0	0	9
03	Hoetzel, Max	g	0-0	0-0	2-4	1	1	0	2	0	0	0	0	7	7
10	Burton, Ryan	g	0-0	0-0	0-0	3	0	2	0	1	0	0	0	5	5
22	Robinson, Stanford	g	3-6	0-0	6-6	0	4	4	2	12	1	0	1	0	17
25	Holt, Emmitt	g	0-0	0-0	1-2	0	0	2	1	1	0	0	1	0	13
Team			2	1	3										
Totals			26-55	8-18	15-21	6	24	30	16	76	16	9	1	4	200

FG % 1st Half: 13-28 46.4% 2nd half: 13-27 48.1% Game: 26-55 47.3%
3FG % 1st Half: 3-11 27.3% 2nd half: 6-10 60.0% Game: 9-21 42.9%
FT % 1st Half: 10-13 76.9% 2nd half: 5-8 62.5% Game: 15-21 71.4%

Officials: Mark Whitehead, Eric Curry, Chris Beaver
Technical fouls: Penn State-None, Indiana-None.
Attendance: 8949

Score by periods	1st	2nd	Total	Points				Bench
				FG	FGA	FT	FTA	
Penn State	34	39	73					
Indiana	39	37	76					

Last FG - PSU 2nd-00:52, IND 2nd-02:03
Largest lead - MICH by 4 1st-18:47, IND by 12 2nd-07:29
PSU led for 04:48, IND led for 32:13. Game was tied for 02:22.

BLOOMINGTON, Ind. (AP) - Penn State was led by Ross Travis and Shep Garner, who each had 14, but a late charge from Indiana was enough to hold off the Nittany Lions 76-73 on Tuesday.

The Hoosiers (13-4, 3-1 Big Ten) have won two straight but had to survive a replay review on Brandon Taylor's 3-pointer that would have forced overtime. Officials determined the shot came after the buzzer.

It was not quite enough to snap a four-game losing streak, but Penn State (12-5, 0-4) certainly had a chance. The Nittany Lions cut a 12-point deficit to 76-73 on Travis' basket with 53.1 seconds to go. After a defensive stop, they took possession on a jump ball with 14.6 seconds left. But D.J. Newbill's contested 3 from the left wing was off and after Taylor grabbed the rebound, raced to the arc and made the shot, the refs waved it off.

POSTGAME NOTES

- The Nittany Lions starting lineup of D.J. Newbill, Donovan Jack, Brandon Taylor, Shep Garner and Ross Travis took the court for the eighth time this season (6-2). All five starters finished in double-figure scoring.
- Geno Thorpe posted 10 points, making him the sixth Nittany Lion with double figure scoring, marking the first time PSU has had six in double figures since 12/19/2009 vs. Gardner Webb.
- Penn State scored 18 of its 39 first-half points in the paint, finishing the game with a season-high 46 points in the paint. The mark is the highest since 3/2/14 vs. Wisconsin when the Nittany Lions tallied 50.
- The Nittany Lions have had five one-possession games this season with this standing as the first loss. They won each of their last three games decided by three points or fewer last season for a seven-game streak.
- Eight games this season have been decided by five or fewer points with Penn State winning the first six in non-conference play and dropping the last two to Big Ten teams.
- PSU picked up eight steals against the Hoosiers, marking the fourth time this season the Nittany Lions have recorded at least eight steals.
- D.J. Newbill finished second on the team with 12 points, scoring 10 in the first half alone for his 17th consecutive double-figure scoring outing of the season.
- With 1,461 career points, Newbill moved into ninth on the Penn State career scoring list. He needs 81 more points to match Geary Claxton (2005-08) for eighth all-time.
- Ross Travis finished tied for first on the team with a season-high tying 14 points. It is the first time he has led or shared the lead in the team in scoring since Dec. 7, 2013 when he tallied 20 points vs. Marshall.
- Travis led the team with eight rebounds, including six on the defensive glass. He has led the team in rebounding in 10 of 17 games this season.

Game 18: Purdue 84, Penn State 77 (ot) Jan. 17, 2015 @ Bryce Jordan Center (University Park, Pa.)

#	Player	Total		3-Ptr		Rebounds		PF	TP	A	TO	Blk	Stl	Min	
		FG	FGA	FG	FGA	FT	FTA								Off
13	Edwards, Vince	f	4-8	1-4	2-3	0	1	1	0	11	2	2	0	1	39
44	Haas, Isaac	c	2-3	0-0	1-2	0	1	1	3	5	0	1	0	0	12
09	Octeus, Jon	g	4-7	2-4	3-6	1	3	4	2	13	7	1	0	4	41
21	Stephens, Kendall	g	7-16	6-12	2-5	2	2	4	1	22	3	1	0	0	39
35	Davis, Raphael	g	2-5	0-1	1-2	3	2	5	5	5	1	0	2	3	33
01	Scott, Bryson	g	0-0	0-0	0-0	0	0	0	2	0	1	1	0	0	1
03	Thompson, P.J.	g	0-0	0-0	0-0	0	0	0	0	0	0	0	0	0	3
05	Southerman, Basil	g	0-2	0-0	0-0	0	1	1	0	0	0	0	0	0	0
20	Hammons, A.J.	g	7-11	0-0	7-9	4	8	12	4	21	0	7	3	0	33
31	Mathias, Dakota	g	2-6	1-4	2-2	0	0	1	7	4	0	1	1	0	23
Team			4	3	7										
Totals			28-58	10-25	18-29	14	21	35	20	84	18	16	5	8	225

FG % 1st Half: 11-29 37.9% 2nd half: 14-26 53.8% OT: 3-3 100.0% Game: 28-58 48.3%
3FG % 1st Half: 1-10 10.0% 2nd half: 9-15 60.0% OT: 0-0 0.0% Game: 10-25 40.0%
FT % 1st Half: 6-7 85.7% 2nd half: 5-12 41.7% OT: 11-14 78.6% Game: 18-29 62.1% 8.1

#	Player	Total		3-Ptr		Rebounds		PF	TP	A	TO	Blk	Stl	Min	
		FG	FGA	FG	FGA	FT	FTA								Off
05	Jack, Donovan	f	2-3	0-0	1-2	1	1	2	5	0	3	0	1	17	
10	Taylor, Brandon	f	3-8	3-3	0-1	1	3	4	3	9	0	1	1	29	
43	Travis, Ross	f	3-7	0-0	1-2	4	8	12	4	7	2	0	2	39	
02	Newbill, D.J.	g	13-23	1-4	10-11	0	3	3	1	37	4	2	0	1	42
33	Garner, Shep	g	1-9	1-6	2-2	2	4	2	5	4	2	0	0	35	
00	Banks, Payton	g	2-2	2-2	0-0	1	0	1	6	1	2	0	0	14	
03	Foster, Devin	g	1-1	0-0	1-1	0	0	0	3	0	0	0	0	1	4
13	Thorpe, Geno	g	1-3	1-3	2-2	0	0	0	4	5	0	0	0	0	19
32	Dickerson, Jordan	g	0-0	0-0	0-0	0	0	0	1	5	0	0	2	1	24
44	Moore, Julian	g	0-0	0-0	0-0	0	0	0	0	0	0	0	0	0	2
Team			3	1	4										
Totals			26-56	8-18	17-21	12	19	31	25	77	9	17	3	7	225

FG % 1st Half: 12-20 60.0% 2nd half: 11-26 42.3% OT: 3-3 100.0% Game: 26-56 46.4%
3FG % 1st Half: 4-8 50.0% 2nd half: 4-7 57.1% OT: 0-3 0.0% Game: 8-18 44.4%
FT % 1st Half: 6-7 85.7% 2nd half: 7-9 77.8% OT: 4-5 80.0% Game: 17-21 81.0%

Officials: Glenn Mayberg, Rob Riley, John Gaffney
Technical fouls: Purdue-None, Penn State-None.
Attendance: 8949

Score by periods	1st	2nd	Total	Points				Bench
				FG	FGA	FT	FTA	
Purdue	25	42	67					
Penn State	34	33	67					

BOX SCORES

Game 19: Michigan State 66, Penn State 60

Jan. 21, 2015 @ Breslin Center (East Lansing, Mich.)

Penn State 60 • 12-7, 0-6		Total		3-Ptr			Rebounds			PF			A TO Blk Stl			Min	
##	Player	FG	FTA	FG	FTA	FT	FTA	Off	Def	Total	PF	TP	A	TO	Blk	Stl	Min
02	Newbill, D.J.	10-22	2-6	5-8	0	2	2	3	27	2	5	0	1	0	1	37	
10	Taylor, Brandon	3-8	3-7	1-2	0	3	5	1	10	1	1	0	0	0	0	33	
11	Thorpe, Geno	1-2	0-0	0-0	0	0	4	2	0	0	0	0	1	1	0	12	
33	Garner, Shep	3-7	2-5	1-4	1	3	4	9	2	1	0	2	29				
43	Travis, Ross	0-2	0-0	0-2	2	3	5	2	0	0	2	0	2	0	0	30	
06	Banks, Payton	1-1	0-1	0-0	0	0	0	0	0	0	2	0	0	0	0	10	
08	Foster, Devin	2-2	0-0	3	2	5	0	6	0	0	2	0	0	0	1	22	
05	Jack, Donovan	0-1	0-0	2-2	1	1	2	2	0	0	1	0	0	0	0	12	
32	Dickerson, Jordan	0-0	0-0	2-2	0	0	0	4	2	0	1	0	0	0	0	9	
44	Moore, Julian	1-2	0-0	0	1	1	2	2	0	0	1	0	0	0	0	6	
Team																	
Totals		20-47	7-19	13-22	8	18	26	60	7	13	0	7	200				
FG % 1st Half:		9-28	32.1%	2nd Half:	11-19	57.9%	Game:	20-47	42.6%			Rebounds					
3FG % 1st Half:		3-13	23.1%	2nd Half:	4-6	66.7%	Game:	7-19	36.8%			Deadball					
FT % 1st Half:		7-12	58.3%	2nd Half:	6-0	60.0%	Game:	13-22	59.1%			Rebounds					

Michigan State 66 • 13-6, 4-2		Total		3-Ptr			Rebounds			PF			A TO Blk Stl			Min	
##	Player	FG	FTA	FG	FTA	FT	FTA	Off	Def	Total	PF	TP	A	TO	Blk	Stl	Min
02	Bess, Javon	0-1	0-0	0-0	0	2	2	3	0	0	3	0	0	0	0	11	
28	Trice, Travis	1-4	1-4	1-4	1	5	6	1	10	2	0	2	32				
23	Dawson, Brandon	4-9	0-0	4-6	5	10	1	12	3	0	2	35					
34	Schilling, Gavin	4-9	0-0	3-4	6	4	10	11	1	1	1	21					
45	Valentine, Denzel	4-8	0-2	3-5	0	5	5	4	11	4	3	0	25				
03	Clark, Jr., Marvin	0-0	0-0	2-2	1	1	2	1	2	0	0	0	2				
03	Ellis III, Alvin	0-2	0-1	0-0	0	0	0	0	0	0	1	0	5				
05	Forbes, Bryn	3-7	3-6	0-0	0	1	1	9	1	2	0	0	28				
18	Castello, Matt	4-8	0-0	2-2	0	2	4	10	3	0	1	0	19				
11	Nairn Jr., Louarwis	0-0	0-0	1-2	0	0	3	1	3	0	0	0	22				
Team																	
Totals		23-54	4-13	16-25	13	29	20	66	16	13	5	5	200				
FG % 1st Half:		9-24	37.5%	2nd Half:	14-30	46.7%	Game:	23-54	42.6%			Rebounds					
3FG % 1st Half:		1-9	12.5%	2nd Half:	3-5	60.0%	Game:	4-13	30.8%			Deadball					
FT % 1st Half:		11-14	78.6%	2nd Half:	5-11	45.5%	Game:	16-25	64.0%			Rebounds					

Officials: Brian Dorsey, Bill Ek, Kelly Pfeifer
Technical fouls: Penn State-Travis, Ross; TEAM, Michigan State-Castello, Matt.
Attendance: 14797

Score by periods	1st	2nd	Total
Penn State	28	32	60
Michigan State	30	36	66

Last FG - PSU 2nd-00:28, MSU 2nd-00:50.
Largest lead - PSU None, MSU by B 1st-14:00.
PSU led for 00:00, MSU led for 35:42. Game was tied for 04:14.
Score tied - 7 times.
Lead changed - 0 times.

EAST LANSING, Mich. (AP) - Despite a game-high 27 points from D.J. Newbill, Michigan State slipped past Penn State in a 66-60 decision on the road in East Lansing Wednesday evening.

Newbill, the nation's No. 4 scorer, had 18 of his 27 points in the second half and nearly gave the Nittany Lions (12-7, 0-6) their first win since Dec. 22.

Brandon Dawson had 12 points, 10 rebounds and three blocked shots to help Michigan State outlast Penn State. Gavin Schilling added 11 points and 10 rebounds for the Spartans (13-6, 4-2 Big Ten). Denzel Valentine scored 11 points and Travis Trice and Matt Castello 10 each.

The Nittany Lions battled back from an eight-point first half deficit to tie the game at 37-37 in the opening part of the second half. Despite keeping it tight, a technical foul on frustrated Penn State coach Patrick Chambers helped Michigan State pull away when the game was tied for the final time at 51. A short jumper from Valentine with 4:04 left gave the Spartans the lead for good at 53-51.

POSTGAME NOTES

- D.J. Newbill and Brandon Taylor paced the offense with double figure scoring, led by a game-high 27 points from Newbill.
- Eight different Nittany Lions contributed at least two points, with a total of 10 seeing time on the court.
- The Nittany Lions trailed by as many as eight, but tied up the game seven times in the second half alone. They were never able to take the lead.
- The last five games have been decided by an average of fewer than six points (5.8), with two being separated by three and four points (Rutgers, Indiana).
- Penn State committed just three turnovers in the opening frame while converting eight points off of eight MSU miscues in the first half.
- The Nittany Lions shot 42.6 percent from the floor for the game and 57.9 percent in the second half.
- After shooting 23 percent from behind the arc in the first half, the Nittany Lions improved to 67 percent in the second half, going 4-for-6 from 3-point range.
- Big Ten leading scorer D.J. Newbill posted his 19th consecutive double digit scoring outing, leading the team with 27 points.
- With 27 points, he has recorded 20-plus scoring 11 times this season, including in four of the last six games.
- With 1,525 career points, Newbill remains in sole possession of ninth place on the Penn State scoring list. He needs just 17 more points to match Geary Claxton (2005-08) for eighth all-time. He is one of nine players score at least 1,500 points in their Penn State career.
- Newbill has tallied 64 points in his last two games (37 vs. Purdue).
- Devin Foster came off the bench for a career-high night, seeing 22 minutes on the court.
- Foster posted a career-high six points by going 2-2 from the floor and 2-2 from the free throw line
- Foster shared the team highs in rebounds (5) and assists (2).

Game 20: Penn State 79, Rutgers 51

Jan. 24, 2015 @ Bryce Jordan Center (University Park, Pa.)

Rutgers 51 • 10-11, 2-6		Total		3-Ptr			Rebounds			PF			A TO Blk Stl			Min	
##	Player	FG	FTA	FG	FTA	FT	FTA	Off	Def	Total	PF	TP	A	TO	Blk	Stl	Min
00	KONE, Malick	0-0	0-0	0-1	2	3	2	0	1	3	0	1	3	0	1	26	
21	Kadeem, Kadeem	8-12	1-2	2-3	0	3	3	1	19	2	3	1	21				
35	LEWIS, Greg	2-3	0-0	0-0	0	3	3	4	1	0	0	0	19				
02	DANIELS, Bishop	1-4	1-2	0-0	0	1	1	3	3	1	2	0	0	0	0	14	
04	MACK, Myles	3-11	0-0	2-2	1	3	4	8	2	0	0	32					
03	OKORO, Kerwin	1-2	0-0	0-0	0	1	1	0	2	0	0	0	5				
05	WILLIAMS, Mike	2-5	1-3	1-2	0	5	5	6	1	1	1	0	25				
21	ZURICH, Stephen	0-0	0-0	0-0	0	0	0	0	0	0	0	0	4				
22	FOREMAN, D.J.	3-8	0-1	1-4	2	1	3	7	1	1	0	1	21				
18	HYDE, Jalen	1-1	0-0	0-0	0	1	1	2	0	0	0	0	4				
33	BATIE, Khalil	0-2	0-1	0-0	0	0	0	0	0	1	1	0	0	0	0	4	
40	DOORSON, Shaquille	0-0	0-0	2-2	1	3	2	0	1	0	0	0	13				
Team																	
Totals		21-48	3-13	6-14	8	20	28	15	51	12	16	2	5	200			
FG % 1st Half:		11-21	52.4%	2nd Half:	10-27	37.0%	Game:	21-48	43.8%			Rebounds					
3FG % 1st Half:		1-5	20.0%	2nd Half:	2-8	25.0%	Game:	3-13	23.1%			Deadball					
FT % 1st Half:		5-10	50.0%	2nd Half:	1-4	25.0%	Game:	6-14	42.9%			Rebounds					

Penn State 79 • 13-7, 1-6		Total		3-Ptr			Rebounds			PF			A TO Blk Stl			Min	
##	Player	FG	FTA	FG	FTA	FT	FTA	Off	Def	Total	PF	TP	A	TO	Blk	Stl	Min
10	Taylor, Brandon	6-10	2-5	2-2	1	5	6	1	16	4	1	0	0	0	0	26	
43	Travis, Ross	2-4	0-0	0-2	0	4	4	3	4	1	0	0	19				
02	Newbill, D.J.	8-12	2-4	5-5	1	3	4	0	23	3	0	2	35				
13	Thorpe, Geno	5-6	1-1	4-4	1	2	3	2	9	5	0	0	28				
33	Garner, Shep	5-8	3-4	0-0	0	0	0	1	13	4	1	0	28				
06	Banks, Payton	2-7	1-3	0-0	1	2	3	0	5	0	1	0	12				
32	Dickerson, Jordan	2-3	0-1	0-0	1	3	4	1	0	0	0	0	2				
05	Jack, Donovan	1-3	1-2	0-0	2	1	3	4	3	0	1	1	10				
14	Montmin, Kevin	0-1	0-0	0-2	1	0	1	0	0	0	0	0	0	0	0	0	1
32	Dickerson, Jordan	0-1	0-0	0-0	0	0	1	0	0	0	0	0	0	0	0	0	2
34	Wisniewski, Alan	0-0	0-0	0-0	0	0	0	1	0	0	0	0	0	0	0	0	2
44	Moore, Julian	1-2	0-0	0-0	1	4	5	0	2	3	0	0	22				
Team																	
Totals		29-57	10-20	11-15	10	23	31	79	18	9	1	8	200				
FG % 1st Half:		14-29	48.3%	2nd Half:	15-28	53.6%	Game:	29-57	50.9%			Rebounds					
3FG % 1st Half:		7-12	58.3%	2nd Half:	3-8	37.5%	Game:	10-20	50.0%			Deadball					
FT % 1st Half:		6-7	85.7%	2nd Half:	5-7	71.4%	Game:	11-15	73.3%			Rebounds					

Officials: Lamont Simpson, Lewis Garrison, Evan Burroughs
Technical fouls: Rutgers-None, Penn State-None.
Attendance: 8281

Score by periods	1st	2nd	Total
Rutgers	28	23	51
Penn State	41	38	79

Last FG - Rutgers 2nd-00:54, PSU 2nd-01:09.
Largest lead - Rutgers led for 06:35, PSU by 31 2nd-03:54.
Rutgers led for 07:16, PSU led for 30:53. Game was tied for 05:11.
Score tied - 3 times.
Lead changed - 3 times.

UNIVERSITY PARK, Pa. (AP) - D.J. Newbill scored 23 points and Brandon Taylor 16 to lead Penn State to a 79-51 win over Rutgers on Saturday for its first Big Ten Conference victory of the season.

The Nittany Lions (13-7, 1-6 Big Ten), losers of six straight games, never trailed after taking a 16-15 lead with just over 10 minutes to play in the opening half. The 28-point spread was Penn State's largest margin of victory since December 2011 against Mount St. Mary's (29).

Shep Garner added 13 points for Penn State, including three 3-pointers. Penn State shot 10 of 20 from 3-point range and its first 12 points of the game were 3-pointers.

Rutgers (10-11, 2-6) was led by 19 points from Kadeem Mack, the only Scarlet Knight in double figures. Rutgers shot just 10 of 27 in the second half after going 11 of 21 in the first half. The Knights were 3 of 13 from 3-point range.

Penn State forced 16 Rutgers turnovers while committing just nine of its own, and also owned a 32-28 edge in rebounding.

POSTGAME NOTES

- Penn State's 28-point margin of victory is tied for the sixth-largest win against a Big Ten team in program history and is the largest at home since defeating Northwestern by 38, 83-45, on Jan. 22, 1998.
- The win is the first 20-point Big Ten victory since the Nittany Lions defeated Northwestern 59-32 (27) March 6, 2014 on the road in Evanston. The win also marks the most recent 20-point margin of victory at home against a conference team since PSU topped Purdue 65-45 (20) January 5, 2012.
- PSU totaled 41 first-half points, marking a season high total for the Nittany Lions in Big Ten play this year. The first half tally also marks the first time Penn State has reached the number in Big Ten action since January 11, 2014 and the first half vs. Indiana (41-37).
- The Nittany Lions tallied a Big Ten season-high 10 3-pointers, marking the first time PSU has notched double-digit treys since February 27, 2013 against Michigan. In the opening half alone, Penn State shot 75 percent from 3-point range, sinking 6-of-8 attempts.
- Penn State hit 50 percent of its 3-point attempts on the game for the first time in Big Ten play this season. The Lions season-best performance was 53.3 percent (8-15) at Bucknell.
- Penn State shot above 50 percent from the field for the third time this season and the first time in the Bryce Jordan Center. The Lions finished 50.9 percent from the field (29-57) for the highest shooting percentage at home vs. league teams since also hitting 50.9 percent of shots vs. Northwestern Feb. 25, 2012.
- Nine players tallied points for the Nittany Lions, including three in double figures. Penn State is 6-1 on the season with three players top 10 points.
- The Nittany Lions converted a season-high 21 points off of 16 Scarlet Knight turnovers.
- Penn State totaled a season-high 18 assists, while also matching a season-low mark with just nine turnovers.
- Penn State wore its alternate gray uniforms for the third time this season, improving to 3-0 in them.

Game 21: Penn State 63, Minnesota 58

Jan. 28, 2015 @ Bryce Jordan Center (University Park, Pa.)

Minnesota 58 • 13-9, 2-7		Total		3-Ptr			Rebounds			PF			A TO Blk Stl			Min	
##	Player	FG	FTA	FG	FTA	FT	FTA	Off	Def	Total	PF	TP	A	TO	Blk	Stl	Min
15	Walker, Maurice	4-10	0-0	1-1	1	3	4	4	9	0	5	1	0	24			
24	Karl, Joey	6-12	1-3	1-0	1	0	1	4	7	1	2	0	19				
01	Hollins, Andre	6-10	4-8	1-1	0	3	3	2	17	1	3	0	0	37			
04	DANIELS, DeAndre	1-7	0-1	1-2	1	2	3	2	3	3	0	0	35				
11	Morris, Carlos	2-10	0-4	0-0	0	4	4	0	4	3	4	1	20				
02	Mason, Nate	2-8	1-3	0-0	0	1	1	2	5	1	1	0	2	18			
21	Konate, Bakary	0-0	0-0	1-2	0	0	0	1	1	0	0	0	2				
23	Buggs, Charles	3-5	0-1	0-0	2	3	5	1	6	1	0	0	14		</		

BOX SCORES

Game 22: Illinois 60, Penn State 58 Jan. 31, 2015 @ State Farm Center (Champaign, Ill.)

Penn State 58 • 14-8, 2-7

#	Player	Total		3-Ptr		Rebounds		PF	TP	A	T	Blk	Stl	Min
		FG	FGA	FG	FGA	FT	FTA							
05	Jack, Donovan	0	0	0	0	1	3	4	2	0	2	0	0	10
43	Travis, Ross	1	2	0	0	0	1	1	4	2	0	2	0	10
02	Newbill, D.J.	6	14	5	6	1	4	5	2	2	0	4	0	31
13	Thorpe, Geno	0	4	0	2	4	5	1	2	3	1	4	0	31
33	Garner, Shep	0	5	1	6	3	3	2	2	14	1	3	0	33
00	Banks, Payton	0	2	0	0	2	3	1	0	0	2	0	0	12
03	Foster, Devin	1	3	0	0	0	3	4	2	0	0	3	0	17
24	Dickerson, Jordan	2	3	0	0	2	3	3	6	0	0	3	0	24
4	Moore, Julian	4	7	0	0	2	3	1	4	1	0	2	0	22
Team						0		3						
Totals		19	45	4	16	19	21	32	20	58	4	19	3	5

FG % 1st Half: 9-22 40.9% 2nd Half: 10-23 43.5% Game: 19-45 42.2%
3FG % 1st Half: 1-9 11.1% 2nd Half: 3-7 42.9% Game: 4-16 25.0%
FT % 1st Half: 7-8 87.5% 2nd Half: 9-11 81.8% Game: 16-19 84.2%

Illinois 60 • 14-8, 4-5

#	Player	Total		3-Ptr		Rebounds		PF	TP	A	T	Blk	Stl	Min
		FG	FGA	FG	FGA	FT	FTA							
12	Black, Leron	1	4	0	0	0	1	6	7	4	0	2	0	22
22	Egwu, Nnanna	1	0	0	0	2	5	4	0	2	3	0	4	28
01	Tabe, Jaylon	1	4	0	0	0	0	2	2	5	2	0	1	32
21	Hill, Malcolm	4	15	4	5	3	4	2	2	27	1	0	0	37
5	Nunn, Kendrick	2	14	1	6	5	6	0	0	10	4	3	1	34
03	Starks, Ahmad	3	6	3	4	0	0	1	2	9	0	0	0	21
22	Morgan, Maverick	3	5	0	0	2	1	2	1	6	1	0	1	17
31	Colbert, Austin	1	1	0	0	0	1	1	2	0	2	0	0	9
Team						2		5		24				
Totals		20	53	8	15	12	17	11	15	26	17	6	13	2

FG % 1st Half: 9-25 36.0% 2nd Half: 11-28 39.3% Game: 20-53 37.7%
3FG % 1st Half: 4-7 57.1% 2nd Half: 4-8 50.0% Game: 8-15 53.3%
FT % 1st Half: 8-13 61.5% 2nd Half: 4-4 100% Game: 12-17 70.6%

Officials: Glenn Mayberg, Earl Walton, Rob Riley
Technical fouls: Penn State-None. Illinois-None.
Attendance: 14597

Score by periods	1st	2nd	Total
Penn State	26	32	58
Illinois	30	30	60

Last FG - PSU 2nd-06:09, ILL 2nd-00:04.
Largest lead - PSU by 2 2nd-10:37, ILL by 3 1st-15:25.
CHAMPION, ILL. (AP) - D.J. Newbill led Penn State with 20

points, but the Nittany Lions fell to Illinois 60-58 in a game that came down to the very last play.

Illinois forward Malcolm Hill scored 27 points Saturday including two on a layup with four seconds left in the game to put Illinois by two. Newbill raced down the court and drove to the basket but couldn't convert on the layup as time expired.

Shep Garner added 14 for Penn State. Julian Moore posted a career-high 10 points for the Nittany Lions, having entered the game averaging just 1.1 points a game.

The biggest lead of the afternoon was eight, in the first five minutes for Illinois. Kendrick Nunn added 10 points for Illinois. Leron Black had a game-high seven rebounds.

Penn State outrebounded Illinois 32-26, while making 42% of their shots and holding Illinois to 38% shooting. Illinois -- if you take away its 8-of-15 3-point shooting -- shot just 31.6 percent from the field.

The Nittany Lions will play their second straight on the road, traveling to Maryland on Wednesday.

POSTGAME NOTES

- Three Nittany Lions recorded double figure scoring, featuring a team-high 20 points from D.J. Newbill and a career-high 10 points for Julian Moore.
- Six games this season have been separated by one possession with PSU winning the first four before falling short in the last two (Indiana and Illinois). In Big Ten play, six of the team's seven Big Ten losses have been decided by an average of 4.8 points.
- Through 22 games, Penn State has had a total of 10 games decided by five points or fewer, having won the most recent close call earlier this week against Minnesota (63-58).
- Penn State limited Illinois to 60 total points, which is 13.5 points below the Illini's 73.5 ppg average entering the game.
- Penn State outrebounded the Illini 32-26, including a 21-15 margin on the defensive glass. Penn State is 11-2 when outrebounding its opponent this season.
- The Nittany Lions scored 26 points in the paint to Illinois' 14. On the year, Penn State entered the game averaging 27.9 points in the paint.
- Penn State shot 11 percent from behind the arc in the first half before improving to 43 percent in the second half.
- With 1,580 points, D.J. Newbill broke into the Top 5 on the Penn State all-time career scoring list, passing Jamelle Cornely (2006-09). He needs 25 more points to match Pete Lisycky (1995-98) for fourth (1,605).
- Led the team with 20 points, marking his 13th 20-plus scoring outing this season. Newbill has recorded at least 20 points in six of nine Big Ten matchups this season, including four of the last five games.
- Julian Moore scored equal to nearly half his season point total entering the game (21) with a career-high 10 points against the Illini, marking his first double figure scoring outing of his career.
- Shep Garner, finished second on the team with 14 points. In Big Ten games, Garner's averaging 11.2 ppg in five road contests, compared to 6.8 ppg in the four home games.

Game 23: No. 17 Maryland 64, Penn State 58 Feb. 4, 2015 @ Xfinity Center (College Park, Md.)

Penn State 58 • 14-9, 2-8

#	Player	Total		3-Ptr		Rebounds		PF	TP	A	T	Blk	Stl	Min
		FG	FGA	FG	FGA	FT	FTA							
05	Jack, Donovan	1	2	1	1	0	0	0	4	3	0	0	1	13
43	Travis, Ross	1	3	0	0	0	0	5	5	1	2	1	0	28
02	Newbill, D.J.	6	19	2	7	4	6	2	5	7	2	18	5	37
13	Thorpe, Geno	4	7	0	2	2	2	1	0	1	5	10	0	10
33	Garner, Shep	2	9	0	5	2	5	0	4	4	6	1	4	0
00	Banks, Payton	1	4	0	0	0	0	0	0	0	0	2	0	12
03	Foster, Devin	3	4	0	0	0	0	1	2	1	6	1	0	22
10	Taylor, Brandon	3	7	3	6	0	0	3	3	1	9	0	0	16
24	Dickerson, Jordan	1	2	0	0	0	1	3	4	4	2	0	1	21
4	Moore, Julian	0	0	0	0	0	0	0	0	0	1	0	0	1
Team						1		2		20				
Totals		22	57	6	22	8	13	7	22	29	20	58	8	11

FG % 1st Half: 12-29 41.4% 2nd Half: 10-28 35.7% Game: 22-57 38.6%
3FG % 1st Half: 2-13 15.4% 2nd Half: 6-10 60.0% Game: 8-23 27.3%
FT % 1st Half: 2-3 66.7% 2nd Half: 6-10 60.0% Game: 8-13 61.5%

Maryland Terrapins 64 • 19-4, 7-3

#	Player	Total		3-Ptr		Rebounds		PF	TP	A	T	Blk	Stl	Min
		FG	FGA	FG	FGA	FT	FTA							
10	Jake Layman	1	12	0	1	0	8	2	10	1	0	1	1	33
44	Dez Wells	1	8	1	2	5	6	0	7	2	23	0	5	1
35	Damonte Dodd	1	2	0	2	4	1	2	3	2	4	0	1	15
02	Melo Trimble	0	5	0	2	4	5	2	2	4	8	1	0	35
11	Jared Nickens	1	1	0	0	1	0	0	0	0	0	0	0	14
01	Evan Szmotrcz	2	7	1	4	0	0	2	4	0	5	3	0	19
05	Dion Wiley	1	4	0	0	0	1	1	1	2	0	0	0	11
28	Richard Pack	0	4	0	3	0	2	2	4	0	0	0	2	11
25	Jon Graham	6	7	0	0	4	7	2	4	6	3	16	0	1
Team						1		0		1				
Totals		23	52	3	15	15	24	9	29	38	12	64	9	15

FG % 1st Half: 12-28 42.9% 2nd Half: 11-24 45.8% Game: 23-52 44.2%
3FG % 1st Half: 2-10 20.0% 2nd Half: 1-5 20.0% Game: 3-15 20.0%
FT % 1st Half: 3-6 50.0% 2nd Half: 12-18 66.7% Game: 15-24 62.5%

Officials: Larry Sciotto, Brian Dorsey, Kelly Pfeifer
Technical fouls: Penn State-None. Maryland Terrapins-None.
Attendance: 14195

Score by periods	1st	2nd	Total
Penn State	28	30	58
Maryland Terrapins	29	35	64

Last FG - PSU 2nd-01:05, UMD 2nd-01:19.
Largest lead - PSU by 4 1st-10:10, UMD by 8 2nd-15:55.
PSU led for 12:01. UMD led for 21:42. Game was tied for 06:05.

COLLEGE PARK, Md. (AP) - Despite double figure scoring performances from D.J. Newbill and Geno Thorpe, Penn State men's basketball came up short in a close 64-58 loss on the road at No. 17 Maryland Wednesday evening.

The Nittany Lions (14-9, 2-8) and the Terrapins (19-4, 7-3 Big Ten) were tied with 4:59 left before Maryland pulled away with a late rally to capture the win.

With Maryland leading 57-52, PSU battled to within one before Wells made two foul shots with 39.3 seconds remaining. Then, after a Penn State miss, Wells grabbed the rebound and added another free throw to clinch it.

Maryland improved to 4-0 this season following a defeat. The Terrapins were coming off an 80-56 loss at Ohio State.

POSTGAME NOTES

- Nine different Nittany Lions scored at least two points, led by D.J. Newbill and Geno Thorpe, who both tallied double figure scoring. Newbill led the way with 18 points, while Thorpe followed with 10.
- Despite 13 lead changes and seven ties, PSU held the lead for 12:01, before the 17th-ranked Terps edged the Nittany Lions, 64-58.
- Penn State limited Maryland's leading scorer Melo Trimble to just four points, holding him scoreless from both the field (0-5) and from three-point range (0-2). Trimble entered the game averaging 15.7 ppg, which ranked eighth in the Big Ten standings.
- While the Nittany Lions entered the intermission shooting 15 percent (2-13) from behind the arc, PSU improved to 44 percent (4-9) in the second half, led by a pair of treys from both Newbill and Brandon Taylor.
- Including Maryland, Penn State has held its opponent under their season scoring averaging in seven of 10 Big Ten games, including each of the last five. The Terps totaled 64 points, having entering tonight's matchup averaging 68.4 ppg.
- D.J. Newbill led the team in points (18), rebounds (7) and assists (5). He has led the team in all three categories twice this season and for the second time in three games. He also did so vs. Minnesota (12, 11 and 5).
- With 1,598 points, Newbill is in sole possession of fifth place on the PSU career scoring list. He needs just seven more points to match Pete Lisycky (1995-98) for fourth all-time.
- With 490 points on the year, Newbill is 10 points shy of becoming the second player in program history to reach 500 points in three consecutive seasons.
- Geno Thorpe finished second on the team with 10 points in his fifth consecutive start for the Nittany Lions.
- His 10 points also marks his ninth double figure scoring performance of the season.
- Sinking both of his free throw attempts against the Terps, Thorpe shot 100 percent from the charity strip in 13 games this season, making 33 of his last 37 shots. His 87 percent (73-84) mark from the free throw line ranks first on the team and third in the conference standings.

Game 24: Penn State 56, Nebraska 43 Feb. 7, 2015 @ Bryce Jordan Center (University Park, Pa.)

Nebraska 43 • 13-10, 5-6

#	Player	Total		3-Ptr		Rebounds		PF	TP	A	T	Blk	Stl	Min
		FG	FGA	FG	FGA	FT	FTA							
02	Rivers, David	1	5	0	0	1	2	3	1	3	0	0	0	22
31	Shields, Shavon	4	13	1	6	3	4	2	6	8	2	2	1	2
39	Pitchford, Walter	1	0	4	2	0	1	1	2	2	0	2	0	28
03	Parker, Benny	0	2	0	1	0	0	3	3	2	0	2	0	20
05	Petteway, Terran	4	12	1	7	4	6	4	4	13	3	3	0	37
00	Webster, Trent	3	3	0	1	1	1	1	1	2	5	1	0	16
10	Menke, Trevor	0	0	0	0	0	0	0	0	0	0	0	0	1
11	Smith, Tarin	4	8	0	1	1	1	1	8	0	0	0	0	23
12	Abraham, Moses	0	1	0	0	0	0	0	0	0	1	0	0	1
21	Smith, Lesjée	0	0	0	0	0	0	0	0	0	1	0	0	5
23	Fuller, Nick	0	1	0	0	0	1	1	0	0	0	0	0	5
44	Kurkowski, Kyle	0	0	0	0	0	1	1	0	0	0	0	0	1
Team						2		1		3				
Totals		15	51	2	20	11	15	5	21	26	16	43	7	10

FG % 1st Half: 4-23 17.4% 2nd Half: 11-28 39.3% Game: 15-51 29.4%
3FG % 1st Half: 1-9 11.1% 2nd Half: 1-11 9.1% Game: 2-20 10.0%
FT % 1st Half: 4-7 57.1% 2nd Half: 7-8 87.5% Game: 11-15 73.3%

Penn State 56 • 15-9, 3-8

#	Player	Total		3-Ptr		Rebounds		PF	TP	A	T	Blk	Stl	Min
		FG												

BOX SCORES

Game 25: No. 23 Ohio State 75, Penn State 55 Feb. 11, 2015 @ Value City Arena (Columbus, Ohio)

Penn State 55 • 15-10, 3-9 BIG																	
#	Player	Total			3-Ptr			Rebounds			PF	TP	A	TO	Bk	Stl	Min
		FG	FGA	FT	FTA	FG	FGA	FT	FTA	Off							
10	Taylor, Brandon	4	9	3	6	0	1	2	3	2	11	1	2	1	0	29	
32	Dickerson, Jordan	0	1	0	0	1	2	3	3	1	0	0	1	0	0	19	
02	Newbill, D.J.	5	13	2	4	5	1	2	3	16	2	2	0	0	0	35	
13	Thorpe, Geno	0	6	0	1	0	0	1	1	4	0	1	0	0	0	21	
33	Garner, Shep	3	11	1	5	2	2	3	4	3	9	1	1	0	0	27	
00	Banks, Payton	0	3	0	1	2	2	2	2	1	0	1	0	0	0	14	
03	Foster, Devin	2	4	0	1	2	3	4	0	5	3	1	0	0	0	21	
05	Jack, Donovan	0	1	0	1	2	1	0	1	0	1	0	0	0	0	4	
24	Wisniewski, Alan	1	1	0	0	0	0	0	0	2	0	1	0	0	2		
43	Travis, Ross	2	4	0	0	1	2	1	2	5	2	0	0	0	0	16	
44	Moore, Julian	2	6	0	0	0	1	2	3	4	0	3	0	0	0	12	
	Team																
	Totals	19	59	6	17	11	18	12	26	38	22	55	7	15	3	1	200

FG % 1st Half: 8-27 29.6% 2nd Half: 11-32 34.4% Game: 19-59 32.2%
 3FG % 1st Half: 2-8 25.0% 2nd Half: 4-9 44.4% Game: 6-17 35.3%
 FT % 1st Half: 5-8 62.5% 2nd Half: 6-10 60.0% Game: 11-18 61.1%

Ohio State 75 • 19-6, 8-4 BIG																	
#	Player	Total			3-Ptr			Rebounds			PF	TP	A	TO	Bk	Stl	Min
		FG	FGA	FT	FTA	FG	FGA	FT	FTA	Off							
01	Tate, Jae'Sean	4	6	1	1	0	2	3	3	9	0	1	1	0	0	27	
12	Thompson, Sam	6	11	3	7	9	1	4	5	2	2	1	2	0	1	39	
23	Williams, Amir	1	2	0	0	3	4	1	6	7	4	2	0	1	0	18	
00	Russell, D'Angelo	4	13	5	8	10	1	5	6	1	17	7	2	0	1	35	
03	Scott, Shannon	1	4	0	2	4	1	9	10	2	4	6	5	0	2	28	
15	Williams, Kam	3	7	1	3	0	0	1	1	0	7	2	0	0	0	19	
33	Bates-Diop, Keita	3	8	0	2	1	1	4	5	2	7	0	2	3	2	18	
34	Lorbach, Jake	0	0	0	0	0	0	0	0	0	0	0	0	0	0	2	
45	McDonald, Trey	2	3	0	1	0	0	2	4	0	2	4	0	0	0	14	
	Team																
	Totals	24	54	6	16	21	31	8	32	40	16	75	15	12	7	6	200

FG % 1st Half: 13-27 48.1% 2nd Half: 11-27 40.7% Game: 24-54 44.4%
 3FG % 1st Half: 3-8 37.5% 2nd Half: 3-8 37.5% Game: 6-16 37.5%
 FT % 1st Half: 8-10 80.0% 2nd Half: 13-21 61.9% Game: 21-31 67.7%

Officials: Terry Wymer, Mike Eades, Steve Mchinkins														
Technical Fouls: Penn State-None, Ohio State-None.														
Attendance: 13362														
Score by periods		1st	2nd	Total										
Penn State		23	32	55										
Ohio State		37	38	75										

Points													
In													
Paint													
T/O													
Chance													
Break													
Bench													
Penn State		20	7	8	4	18							
Ohio State		20	8	15	18								

Last FG - PSU 2nd-01:11, OSU 2nd-01:30.
 Largest lead - PSU None, OSU by 22 2nd-04:03.
 PSU led for 00:00, OSU led for 39:41, Game was tied for 00:19.

COLUMBUS, Ohio (AP) - D.J. Newbill had 16 points and Brandon Taylor 11 as Penn State men's basketball (15-10, 3-9) fell short in a 75-55 decision on the road at No. 23/21 Ohio State Wednesday evening.

Sam Thompson scored a career-high 22 points, while Russell, the nation's top freshman scorer, added 17 points, six rebounds and seven assists for Ohio State (19-6, 8-4 Big Ten), which has won five of six.

Ohio State never trailed after streaking to a 9-0 lead early in the game. The Nittany Lions scored nine of 11 points during one span to draw as close as 24-16 before Ohio State pulled away for good.

POSTGAME NOTES

- Ten different Nittany Lions contributed at least one point, led by D.J. Newbill and Brandon Taylor, who each recorded double digits.
- In nine of 12 Big Ten games, Penn State has held its opponent to below their season scoring average, including each of the last seven contests. The Nittany Lions limited Ohio State to 75 points as the Buckeyes entered the game averaging 79.0 on the year.
- After shooting 25 percent from three-point range in the first half, PSU shot 44 percent in the second half, bringing a trio of treys from Taylor.
- Having tallied six or more 3-pointers in the last three outings as a team, Penn State's averaging 6.5 per game, which ranks 10th in the Big Ten standings.
- Having met the first of three consecutive Top 25 opponents, the Nittany Lions return home to host No. 19 Maryland Saturday, Feb. 14 at 8:30 p.m. in the Bryce Jordan Center.
- D.J. Newbill led the team with 16 points, shooting 2-for-4 from behind the arc and 4-for-5 from the free throw line.
- Averaging 20.7 points per game, Newbill has reached double figures in every game this season.
- With 1,625 points, Newbill remains fourth on the PSU scoring list. He needs 361 more points to match Joe Cripsin (1998-01) for third all-time.
- Taylor posted his second consecutive double figure scoring game, finishing second on the team with 11 points, shooting 4-for-9 from the field and 3-for-6 from the three-point line.
- Ranked second on the team in scoring average with 10.0 ppg, he tallied his 14th double digit scoring performance of the season.
- Coming back from an injury that kept him out for two games, Taylor has recorded at least three treys in the last three consecutive games since his return.

Game 26: No. 19 Maryland 76, Penn State 73 Feb. 14, 2015 @ Bryce Jordan Center (University Park, Pa.)

Maryland Terrapins 76 • 21-5, 9-4 BIG																	
#	Player	Total			3-Ptr			Rebounds			PF	TP	A	TO	Bk	Stl	Min
		FG	FGA	FT	FTA	FG	FGA	FT	FTA	Off							
10	Jake Layman	4	11	3	5	2	4	0	4	4	13	1	2	2	0	34	
25	Denzel Doud	1	2	0	0	0	0	6	6	3	4	0	1	1	0	24	
02	Melo Trimble	4	6	0	1	12	12	0	6	6	1	20	4	1	0	36	
20	Richaud Patrick	2	3	2	3	0	1	0	12	6	2	3	0	1	0	30	
44	Diez Wells	7	10	1	7	7	1	5	6	4	22	1	2	0	0	24	
01	Evan Smitrocyz	1	4	1	3	0	0	2	2	0	3	1	1	0	0	15	
05	Dion Sniely	0	1	0	0	0	0	0	0	1	0	0	0	0	0	4	
11	Jared Nickens	2	7	2	6	0	0	0	0	0	6	1	0	1	0	20	
15	Michael Calkins	0	0	0	0	0	0	0	0	1	2	0	0	0	0	2	
21	Varun Ram	0	0	0	0	0	0	0	0	1	0	0	0	0	0	0	
25	Jon Graham	1	2	0	0	0	0	1	1	2	0	1	0	0	0	11	
	Team																
	Totals	23	47	9	19	21	26	2	29	31	18	76	10	11	4	2	200

FG % 1st Half: 11-23 47.8% 2nd Half: 12-24 50.0% Game: 23-47 48.9%
 3FG % 1st Half: 4-8 50.0% 2nd Half: 5-11 45.5% Game: 9-19 47.4%
 FT % 1st Half: 7-7 100.0% 2nd Half: 14-19 73.7% Game: 21-26 80.8%

Penn State 73 • 15-11, 3-9 BIG																	
#	Player	Total			3-Ptr			Rebounds			PF	TP	A	TO	Bk	Stl	Min
		FG	FGA	FT	FTA	FG	FGA	FT	FTA	Off							
10	Taylor, Brandon	4	13	2	8	1	0	4	4	2	11	3	2	1	1	31	
32	Dickerson, Jordan	1	2	0	0	2	2	4	5	2	1	2	2	0	0	24	
02	Newbill, D.J.	6	17	3	5	6	9	1	2	3	25	4	2	1	1	37	
13	Thorpe, Geno	1	10	2	3	3	0	5	5	4	17	1	0	0	1	36	
33	Garner, Shep	1	8	1	5	2	2	3	5	3	5	1	0	0	2	28	
00	Banks, Payton	1	3	1	2	0	0	4	4	1	3	0	0	0	0	16	
03	Foster, Devin	1	1	0	0	0	0	1	1	0	1	0	0	0	0	11	
05	Jack, Donovan	0	1	0	0	0	0	1	1	0	1	0	0	0	0	2	
43	Travis, Ross	3	6	0	0	1	2	3	1	7	1	0	0	0	0	20	
44	Moore, Julian	0	0	0	0	1	2	1	1	1	1	0	0	0	0	5	
	Team																
	Totals	25	60	9	23	14	19	8	32	21	73	11	7	4	6	200	

FG % 1st Half: 14-35 40.0% 2nd Half: 11-25 44.0% Game: 25-60 41.7%
 3FG % 1st Half: 4-12 33.3% 2nd Half: 5-11 45.5% Game: 9-23 39.1%
 FT % 1st Half: 2-3 66.7% 2nd Half: 12-16 75.0% Game: 14-19 73.7%

Officials: Lamont Simpson, Rob Riley, Kelly Pfeifer														
Technical Fouls: Maryland Terrapins-None, Penn State-None.														
Attendance: 9835														
Score by periods		1st	2nd	Total										
Maryland Terrapins		33	43	76										
Penn State		34	39	73										

Points													
In													
Paint													
T/O													
Chance													
Break													
Bench													
Maryland Terrapins		24	9	5	0	11							
PSU		18	14	9	2	13							

Last FG - UMD 2nd-01:22, PSU 2nd-00:35.
 Largest lead - UMD by 13 2nd-14:13, PSU by 7 1st-07:06.
 UMD led for 15:46, PSU led for 20:28, Game was tied for 02:45.

UNIVERSITY PARK, Pa. (AP) - Despite double figure scoring from three Nittany Lions, No. 19 Maryland used strong shooting in the second half to scramble past Penn State 76-73 Saturday night. The Terrapins (21-5, 9-4 Big Ten), the nation's No. 2 team in free throws made with 447, sank 21 of 26 and were 9 of 19 from 3-point range. Penn State (15-11, 3-10) was led by 25 points from D.J. Newbill, who reached double figures for the 100th time in his career. Geno Thorpe added 17 points and Brandon Taylor had 11 for the Nittany Lions.

The Terps led 72-70 with a minute remaining when they committed their 11th turnover. Newbill then slipped and lost control of the ball, and Trimble hit a pair of free throws. Newbill recovered with a long 3-pointer to bring the Lions to 74-73 with 13.6 seconds left. Trimble was fouled on the inbounds pass and put the Terps up by three. Newbill took a 25-foot shot that bounced high off the rim and then off the top of the backboard to end the game.

POSTGAME NOTES

- All nine Nittany Lions to see action on the court made it on to the scoreboard with at least one point. D.J. Newbill, Geno Thorpe and Brandon Taylor led the group with double figure scoring.
- The Nittany Lions held Maryland without a bucket for 4:05 during a 13-0 second-half Penn State surge, while also holding the Terps without a field goal for 7:22.
- Through 26 games this season, Penn State has had 11 decided by five points or fewer, moving to 7-4 in five-point games since knocking off Minnesota (63-58). There have been seven one-possession decisions.
- The game featured eight ties and five lead changes with the Nittany Lions holding the lead for 20:28 of the contest (15:46 for UMD, 3:45 tied)
- The Nittany Lions move to 17-15 all-time when playing on Valentine's Day with the last four games being decided by a total of 12 points: 2013 vs. Iowa (L, 74-22); 2009 vs. Minnesota (W, 68-63); 2007 vs. Ohio State (L, 64-62) and 2015 vs. Maryland (76-73).
- Penn State tallied a season-low seven turnovers. Maryland produced 11 turnovers, leading to 14 PSU points.
- Penn State also moves to 10-3 when playing at home in the Bryce Jordan Center this year.
- The Nittany Lions wore their alternate gray uniforms, falling to 3-1 on the season when wearing them.
- The game against the Terps marks PSU's second of three-consecutive outings against ranked opponents. The Lions have faced a ranked team at the time of meeting four times this season; six of the Nittany Lions' 2014-15 opponents are currently ranked, or receiving votes, in the AP and/or USA Today polls.
- Newbill led the team with 25 points, marking his 14th 20-plus point scoring performance of the season and 34th of his career. He shot 3-for-5 from 3-point range and 6-for-9 from the free throw line.
- Having reached double figures in every game this season, Newbill has tallied 100-career double digit outings. His team-high 20.8 ppg also leads the Big Ten and ranks ninth nationally.

Game 27: No. 5 Wisconsin 55, Penn State 47 Feb. 18, 2015 @ Bryce Jordan Center (University Park, Pa.)

Wisconsin 55 • 24-2, 12-1																	
#	Player	Total			3-Ptr			Rebounds			PF	TP	A	TO	Bk	Stl	Min
		FG	FGA	FT	FTA	FG	FGA	FT	FTA	Off							
10	Hayes, Nigel	4	7	0	2	1	2	5	8	13	2	9	0	1	1	35	
15																	

BOX SCORES

Game 28: Northwestern 60, Penn State 39

Feb. 21, 2015 @ Welsh-Ryan Arena (Evanston, Ill.)

Penn State 39 • 15-13, 3-12

#	Player	r	fg	fga	ft	fta	reb	ast	blk	stl	pts
10	Taylor, Brandon	f	0-7	0-5	0-0	0	2	2	0	0	22
32	Dickerson, Jordan	c	2-2	0-0	0-0	2	2	3	0	0	23
13	Thorpe, Geno	g	5-17	0-0	0-6	6	6	2	13	3	20
2	Newbill, D.J.	g	1-6	1-5	0-2	3	6	9	2	3	10
33	Garner, Shep	g	3-10	3-8	0-0	1	2	3	4	9	5
9	Banks, Payton	g	1-4	1-4	1-2	0	1	1	0	4	1
14	Montminy, Kevin	g	0-0	0-0	0-0	0	0	0	0	0	0
3	Foster, Devin	g	0-0	0-0	0-0	0	0	0	0	0	0
34	Wisniewski, Alan	g	0-0	0-0	0-0	0	0	0	0	0	0
43	Travis, Ross	g	3-8	0-0	0-2	4	2	6	3	0	2
44	Moore, Julian	g	0-0	0-0	0-2	2	2	0	0	0	0
5	Jack, Donovan	g	1-1	0-0	0-0	1	0	1	0	0	4
Team			2	1	3						
Totals			15-55	8-27	1-8	15	22	37	15	39	114

FG % 1st Half: 7-26 26.9% 2nd Half: 8-29 27.6% Game: 8-29 27.3%
 3FG % 1st Half: 5-14 35.7% 2nd Half: 3-9 33.3% Game: 8-27 29.6%
 FT % 1st Half: 1-4 25.0% 2nd Half: 0-4 0.0% Game: 1-8 12.5%

Northwestern 60 • 13-14, 4-10

#	Player	r	fg	fga	ft	fta	reb	ast	blk	stl	pts
20	Lumpkin, Sanjay	f	0-1	0-1	0-0	0	0	1	0	0	0
34	Dempis, Tre	g	5-10	2-4	4-4	0	2	2	0	16	3
10	Vassar, Johnnie	g	2-7	1-3	0-1	0	0	0	1	5	8
3	Sobolewski, Dave	g	0-0	0-0	0-0	0	0	0	0	0	0
22	Taphorn, Nathan	g	2-5	0-2	0-0	0	2	2	4	1	1
4	Law, Vic	g	7-12	3-5	0-0	2	9	11	1	17	0
34	Skelly, Gavin	g	0-1	0-0	0-0	1	2	3	0	0	2
50	Kreishberg, Jeremiah	g	0-0	0-0	0-0	0	0	1	0	0	0
Team			3	2	5						
Totals			23-50	7-18	7-10	7	29	36	8	60	19

FG % 1st Half: 10-26 38.5% 2nd Half: 13-24 54.2% Game: 23-50 46.0%
 3FG % 1st Half: 3-11 27.3% 2nd Half: 4-7 57.1% Game: 7-18 38.9%
 FT % 1st Half: 5-5 100.0% 2nd Half: 2-5 40.0% Game: 7-10 70.0%

Officials: Gene Stratoro, DJ Carstensen, Gerald Williams
 Technical fouls: Penn State-None. Northwestern-None.
 Attendance: 7337

Score by periods	1st	2nd	OT	Total
Iowa	31	37	13	81
Penn State	29	39	9	77

EVANSTON, Ill. (AP) - The Nittany Lions fell to Northwestern 60-39 on Saturday afternoon, in a game where they struggled from the field. Geno Thorpe scored 13 points for Penn State, which scored a season-low point total and shot a season-low 27 percent.

Penn State outrebounded Northwestern 37-36. PSU's D.J. Newbill, the Big Ten's leading scorer at 21.1 points per game, finished with three points on 1-for-6 shooting and nine rebounds. He scored his first points on a 3 with 1:25 remaining to cut the lead to 56-39.

Vic Law scored 17 points, Tre Demps added 16 for Northwestern. Alex Olah added 10 points for the Wildcats (13-14, 4-10 Big Ten), who have won three straight after snapping a 10-game losing streak.

Penn State came out hot, using an early 12-3 run powered by a trio of 3-pointers from Shep Garner and Geno Thorpe. The Wildcats answered with a 12-0 streak to go up by three, 15-12, but Garner cut off the stretch with his second triple of the frame to tie the score, 15-15. With PSU unable to park some momentum, Northwestern used a 13-5 run to close out the first half, entering the intermission with an eight-point lead, 28-20.

POSTGAME NOTES

- Geno Thorpe led the team in scoring for the third time in this season with 13 points, shooting 3-for-5 from behind the arc.
- The Nittany Lions shot 39 percent from behind the arc in the first half with five treys from Thorpe and Shep Garner. Garner led the way with three first-half triples shooting 3-for-5 from 3-point range.
- Penn State won the advantage on the boards, collecting 37 rebounds to the Wildcats' 36. D.J. Newbill led the way with nine rebounds, while Ross Travis and Thorpe added six each. The Nittany Lions are 12-4 when outrebounding an opponent.
- Shep Garner finished second on the team in scoring with nine points after registering three triples in the first half alone. He has at least one 3-pointer in all but four games this season, with multiple treys in 13 games.
- In Big Ten games, Garner is averaging 10.0 ppg in eight road contests compared to 5.9 ppg in the seven home games.
- Geno Thorpe knocked down a career-high three triples on the way to his 12th double figure scoring out of the season with a team-high 13 points.
- Thorpe's reached double figures in four of the last six games with multiple treys in two of the last three appearances on the court.
- With three blocks, Jordan Dickerson logged his 15th multi-block performance of the season. Having recorded multiple blocks in seven of the last eight games, he leads the team with 43 on the year.
- With 72 career blocks, he ranks 10th on the Penn State all-time list. He needs just one more to match Gary Claxton (2005-08) for ninth.
- With 774 career rebounds, Ross Travis is ranked No. 3 all-time among career rebounds at Penn State. He would need 138 more rebounds to match Mike Lang for No. 2.

Game 29: Iowa 81, Penn State 77 (ot)

Feb. 28, 2015 @ Bryce Jordan Center (University Park, Pa.)

Iowa 81 • 19-10, 10-6

#	Player	r	fg	fga	ft	fta	reb	ast	blk	stl	pts
20	Uthoff, Jarrod	f	4-14	3-7	0-0	1	7	8	2	11	3
30	Whites, Aaron	f	5-10	0-1	11-12	5	9	14	2	21	1
34	Woodbury, Adam	c	1-6	0-0	0-0	2	2	4	4	2	0
3	Jok, Peter	g	2-5	0-2	2-2	0	1	1	2	6	1
10	Gesell, Mike	g	5-10	1-1	3-4	0	1	1	2	14	7
00	Olaseni, Gabriel	g	2-8	0-0	0-0	2	5	7	5	12	0
02	Oglesby, Josh	g	4-8	4-8	0-0	0	1	0	12	1	0
05	Clemmons, Anthony	g	1-5	0-2	1-1	0	1	0	1	3	1
25	Uhl, Dom	g	0-1	0-0	0-0	0	0	0	1	0	0
Team			2	2	4						
Totals			24-67	8-21	25-27	14	27	41	20	81	14

FG % 1st Half: 11-32 34.4% 2nd Half: 11-29 37.9% OT: 2-6 33.3% Game: 24-67 35.8%
 3FG % 1st Half: 4-9 44.4% 2nd Half: 2-8 25.0% OT: 2-4 50.0% Game: 8-21 38.1%
 FT % 1st Half: 3-5 60.0% 2nd Half: 13-14 92.9% OT: 7-8 87.5% Game: 25-27 92.6%

Penn State 77 • 15-14, 3-13

#	Player	r	fg	fga	ft	fta	reb	ast	blk	stl	pts
44	Moore, Julian	f	1-2	0-0	0-0	1	3	4	2	0	1
32	Dickerson, Jordan	c	2-3	0-0	1-2	4	2	6	4	5	1
02	Newbill, D.J.	g	7-19	3-9	2-2	1	4	5	3	19	5
13	Thorpe, Geno	g	5-16	1-5	3-4	1	6	7	4	14	3
33	Garner, Shep	g	5-11	4-8	3-3	0	1	1	5	17	3
00	Banks, Payton	g	0-0	0-0	0-2	0	2	2	1	0	0
05	Foster, Devin	g	1-2	1-2	0-0	1	0	1	1	3	2
05	Jack, Donovan	g	1-3	0-0	0-0	2	1	3	2	2	0
10	Taylor, Brandon	g	1-5	1-4	2-2	1	3	4	0	5	0
03	Foster, Devin	g	1-2	1-2	0-0	1	0	1	1	1	1
43	Travis, Ross	g	4-8	0-0	2-5	1	5	9	1	10	1
Team			1	1	1						
Totals			27-69	10-28	13-20	16	28	44	23	77	15

FG % 1st Half: 12-28 42.9% 2nd Half: 12-31 38.7% OT: 3-10 30.0% Game: 27-69 39.1%
 3FG % 1st Half: 4-9 44.4% 2nd Half: 6-14 42.9% OT: 0-3 0.0% Game: 10-28 35.7%
 FT % 1st Half: 1-4 25.0% 2nd Half: 9-12 75.0% OT: 3-4 75.0% Game: 13-20 65.0%

Officials: Lamont Simpson, Bill Elz, John Gaffney
 Technical fouls: Iowa-None. Penn State-None.
 Attendance: 9894

Score by periods	1st	2nd	OT	Total
Iowa	31	37	13	81
Penn State	29	39	9	77

UNIVERSITY PARK, Pa. (AP) - Despite double figure scoring from four Nittany Lions, Penn State men's basketball came up short in an 81-77 OT loss to Iowa Saturday evening at the Bryce Jordan Center. D.J. Newbill scored 19 points for Penn State (15-14, 3-13), which has lost 10 Big Ten games by nine points or fewer. Shep Garner added 17 points, Geno Thorpe 14 and Ross Travis 10 for the Nittany Lions.

Iowa's Aaron White scored 21 points, including six free throws in overtime, and the Hawkeyes were able to scrape past Penn State. Mike Gesell (14), Gabriel Olaseni (12), Josh Oglesby (12) and Jarrod Uthoff (11) also scored in double figures for the Hawkeyes (19-10, 10-6 Big Ten), who were 25 of 27 from the free-throw line.

White's steal of a D.J. Newbill in-bound pass with 30 seconds left in overtime swung momentum the Hawkeyes' way, as did his free-throw shooting. Penn State committed 15 turnovers.

Uthoff started Iowa off in overtime with a 3-pointer and Gesell followed with another for a quick 74-68 lead. Thorpe scored Penn State's only two points in the first 2:10 of overtime. Iowa went cold and Newbill's four straight points tied the score at 74 with 47 seconds to play.

POSTGAME NOTES

- Penn State's third overtime game of the season featured eight lead changes and seven tied scores.
- Four Nittany Lions finished with double figures, led by D.J. Newbill's team-high 19 points. PSU is now 4-2 on the year when four or more post 10-plus in a game.
- All 10 who saw time on the floor grabbed at least one rebound as the Nittany Lions outrebounded the Hawkeyes 44-41. Penn State moves to 12-5 when outrebounding an opponent.
- Through 29 games this season, a total of 12 have been decided by five points or fewer. Having won seven, Penn State is now 7-5 on the year in regular-season possession games.
- Penn State has had 11 Big Ten games decided by single-digits, tied with Illinois for the most in the league.
- The Nittany Lions recorded 10 triples for the third time this season, led by Shep Garner and Newbill, who had at least three each. It was the third time this season Penn State has record 10 triples as a team.
- The team used its sixth starting lineup combination of the season, with Julian Moore earning his first career start. Garner, Newbill, Geno Thorpe, Julian Moore and Jordan Dickerson were the Nittany Lions to take the court for the opening tip.
- Jordan Dickerson posted a team-high four blocks move up to ninth on the Penn State all-time list with 76 career blocks. He needs one to match Donovan Jack in eighth place and four to move into the No. 7 spot held by Jeff Brooks (80; 2008-11).
- Geno Thorpe finished second on the team with a career-high seven rebounds. He also notched double figure points for the 13th time this season with 14 points. He has scored in double digits in five of the last seven games.

Game 39: Ohio State 77, Penn State 67

March 4, 2015 @ Bryce Jordan Center (University Park, Pa.)

Ohio State 77 • 22-8, 11-6

#	Player	r	fg	fga	ft	fta	reb	ast	blk	stl	pts
01	Tate, Jae'Sean	f	6-10	0-1	1-3	1	4	5	4	13	0
12	Thompson, Sam	f	3-8	0-2	2-4	0	2	2	1	8	1
23	Williams, Amir	c	1-0	0-0	2-4	1	2	2	2	0	2
00	Russell, D'Angelo	g	8-16	5-8	7-11	0	6	6	4	28	3
03	Scott, Shannon	g	3-8	1-2	6-6	3	4	7	3	13	1
05	Loving, Marc	g	0-4	0-3	3-4	2	7	9	2	3	0
15	Williams, Kam	g	3-5	1-0	0-1	1	2	6	7	0	0
33	Bates-Diop, Keita	g	0-0	0-0	0-0	0	0	0	0	0	0
55	McDonald, Trey	g	1-4	0-0	2-4	3	4	4	0	1	0
Team			2	3	8						
Totals			24-56	6-17	23-36	11	27	38	22	77	11

FG % 1st Half: 11-31 35.5% 2nd Half: 13-25 52.0% Game: 24-56 42.9%
 3FG % 1st Half: 1-8 12.5% 2nd Half: 5-9 55.6% Game: 6-17 35.3%
 FT % 1st Half: 6-10 60.0% 2nd Half: 17-26 65.4% Game: 23-36 63.9%

Penn State 67 • 15-15, 3-14

#	Player	r	fg	fga	ft	fta	reb	ast	blk	stl	pts
43	Travis, Ross	f	6-8	0-0	2-4	2	6	8	2	14	1
34	Wisniewski, Alan	c	0-0	0-0	0-0	0	1	1	1	0	0
01	Newbill, D.J.	g	5-15	0-4	7-8	1	3	4	2	17	4
13	Thorpe, Geno	g	3-6	2-2	3-4	0	1	1	4	9	2
14	Montminy, Kevin	g	0-0	0-0	0-0	0	0	0	0	0	0
00	Banks, Payton	g	0-0	0-0	0-0	0	0	0	0	0	0
03	Foster, Devin	g	0-0	0-0	2-2	0	0	2	2	0	0
05	Jack, Donovan	g	0-2	0-2	2-2	0	2	3	2	0	0
10	Taylor, Brandon	g	2-4	2-3	0-0	0	3	4	6	1	0
32	Dickerson, Jordan	g	2-2	0-0	0-0	0	0	3	4	0	1
33	Garner, Shep	g	4-14	1-6	4-4	0	3	3	13	0	1
44	Moore, Julian	g	0-1	0-0	0-0	1	2	0	1	2	0
Team			2	3	8						
Totals			22-52	3-17	20-						

BOX SCORES

Game 31: Penn State 79, Minnesota 76

March 8, 2015 @ Williams Arena (Minneapolis, Minn.)

Penn State 79 • 16-15, 4-14

#	Player	Total		3-Pr		Rebounds		PF	TP	A	TO	Blk	Stl	Min		
		FG	FGA	FG	FGA	Off	Def									
02	Newbill, D.J.	11	22	5	11	4	4	5	2	31	4	3	0	2	37	
13	Thorpe, Geno	6	10	1	2	1	1	3	2	14	0	2	0	1	28	
32	Dickerson, Jordan	2	3	0	0	2	2	4	4	6	1	1	1	1	22	
33	Garner, Shep	2	11	2	6	0	1	5	2	6	2	0	0	0	36	
43	Travis, Ross	4	8	0	0	3	3	6	2	8	1	1	0	0	26	
03	Foster, Devin	0	0	0	0	0	2	1	3	0	0	0	0	0	8	
05	Jack, Donovan	0	0	0	0	0	0	0	0	0	0	0	1	0	7	
10	Taylor, Brandon	5	9	2	5	0	0	6	1	12	2	2	0	1	25	
44	Moore, Julian	1	3	0	0	2	1	3	2	2	0	0	2	0	11	
	Team					1	1	2								
Totals		31	66	10	24	7	10	12	24	36	20	7	9	4	5	200

FG % 1st Half: 17-34 50.0% 2nd half: 14-32 43.8% Game: 31-66 47.0% Deadball
 3FG % 1st Half: 6-12 50.0% 2nd half: 4-12 33.3% Game: 10-24 41.7% Rebounds
 FT % 1st Half: 3-5 60.0% 2nd half: 4-5 80.0% Game: 7-10 70.0% 1

Minnesota 76 • 17-14, 6-12

#	Player	Total		3-Pr		Rebounds		PF	TP	A	TO	Blk	Stl	Min			
		FG	FGA	FG	FGA	Off	Def										
24	King, Joey	5	9	4	7	5	6	0	3	1	19	4	0	1	36		
55	Eliason, Elliott	1	2	0	0	0	0	0	0	0	2	0	0	0	4		
01	Hollins, Andre	5	14	3	8	0	0	1	6	7	4	13	2	3	34		
04	Mathieu, DeAndre	1	3	0	1	2	2	1	1	2	4	2	1	0	25		
12	Shell, Kendal	0	0	0	0	0	0	0	0	0	0	1	0	0	1		
02	Mason, Nate	3	10	0	3	1	1	2	3	2	7	4	2	0	32		
11	Morris, Carlos	0	1	0	0	0	0	1	1	0	0	1	0	0	13		
15	Walker, Maurice	8	14	0	0	10	14	3	8	11	3	26	2	0	1	31	
21	Konate, Bakary	1	1	0	0	0	0	0	0	0	2	0	1	0	5		
23	Buggs, Charles	1	1	1	1	0	0	1	1	0	3	0	0	2	0	15	
41	Diechou, Gaston	0	1	0	1	0	0	0	0	0	0	1	0	0	4		
	Team					3	3	6									
Totals		25	56	8	21	18	23	9	25	34	12	76	16	9	4	3	200

FG % 1st Half: 11-28 39.3% 2nd half: 14-28 50.0% Game: 25-56 44.6% Deadball
 3FG % 1st Half: 5-13 38.5% 2nd half: 4-8 50.0% Game: 8-21 38.1% Rebounds
 FT % 1st Half: 7-10 70.0% 2nd half: 11-13 84.6% Game: 18-23 78.3% 3

Officials: Lamont Simpson, Pat Driscoll, Glenn Mayborg
 Technical Fouls: Penn State-None. Minnesota-None.
 Attendance: 12412

Score by periods	1st	2nd	Total
Penn State	43	36	79
Minnesota	34	42	76

Points	In	Off	2nd	Fast	Bench
	Paint	T/O	Chance	Break	
PSU	30	9	18	7	14
MINN	28	6	10	3	38

Last FG - PSU 2nd-00:01, MINN 2nd-01:45. Score tied - 8 times.
 Largest lead - PSU by 13 2nd-18:38, MINN by 5 1st-11:23. Lead changed - 9 times.
 PSU led for 20:06, MINN led for 06:30. Game was tied for 04:24.

MINNEAPOLIS (AP) - D.J. Newbill pulled up and calmly swished a 3-pointer at the buzzer, giving him 31 points to lift Penn State to a 79-76 victory over Minnesota on Sunday.

The Big Ten's leading scorer went 11 for 22 from the field, including 5 for 11 from 3-point range, to snap a six-game losing streak by the Nittany Lions (16-15, 4-14) with his dramatic finish. The senior guard also knocked down a one-handed floater from the lane with 22 seconds left to give Penn State a one-point lead.

Joey King, who scored 19 points on a career-high five 3-pointers for the Golden Gophers (17-14, 6-12), pump-faked Jordan Dickerson in the air to draw a foul and two free throws with 14 seconds remaining. He split the pair, setting Newbill and the Nittany Lions up for the final shot.

Mo Walker had a career-high 26 points plus 11 rebounds, but the Gophers took their eighth loss in conference play by six points or fewer, half of those by three or less.

Geno Thorpe scored 14 points for Penn State and Brandon Taylor added 12 points. The Nittany Lions became the sixth opponent in Minnesota's last eight games to make 10 or more 3-pointers and shoot 40 percent or better from behind the arc.

POSTGAME NOTES

- Including D.J. Newbill's game-winning buzzer beater, PSU tallied 10 3-pointers, marking the fourth time this season the Nittany Lions have scored 10 treys.
- Led by Newbill's game-high 31 points, a total of three Nittany Lions recorded double digit scoring. Geno Thorpe finished second on the team with 14, while Brandon Taylor notched 12. Penn State is 8-4 this year with three scoring 10-plus in a game.
- Penn State finished with an 18-6 advantage in second-chance points, helped out by 12 offensive rebounds. Overall, PSU led Minnesota 36-34 in rebounding. The Nittany Lions are 13-5 on the year when outrebounding an opponent.
- The Nittany Lions posted 43 first half points, marking a season high tally in Big Ten play this season. The total is the second time PSU has scored 40 or more in a half against a Big Ten opponent, having put up 41 against Rutgers (1/24/15).
- Penn State shot 50 percent from both the field (17-34) and 3-point range (6-12) in the opening half, led by a pair of triples from Shep Garner and Brandon Taylor. The Nittany Lions finished at 47 percent from the field (31-66).
- Closing out the regular season slate with a 16-15 mark, Penn State's 16 wins this year are the most regular season wins since 2011 (16). PSU also secured its first regular season finish above .500 since 2011 and its third since 2000.
- Penn State has posted 16 or more wins in a season five times since 2000-01, including each of the last two years under head coach Patrick Chambers.
- Through 31 games, Penn State has had 13 decided by five points or fewer, winning each of the first six plus both decisions against Minnesota to stand at 8-5. Eight games have also been separated by one possession with Penn State winning its fifth overall and first against a Big Ten team.