



2015

BIG TEN TOURNAMENT GUIDE

March 19-21 • Joe Louis Arena • Detroit, Mich.



OhioStateMensHockey



OhioState_MHKY

2015 BIG TEN MEN'S ICE HOCKEY TOURNAMENT

March 19-21

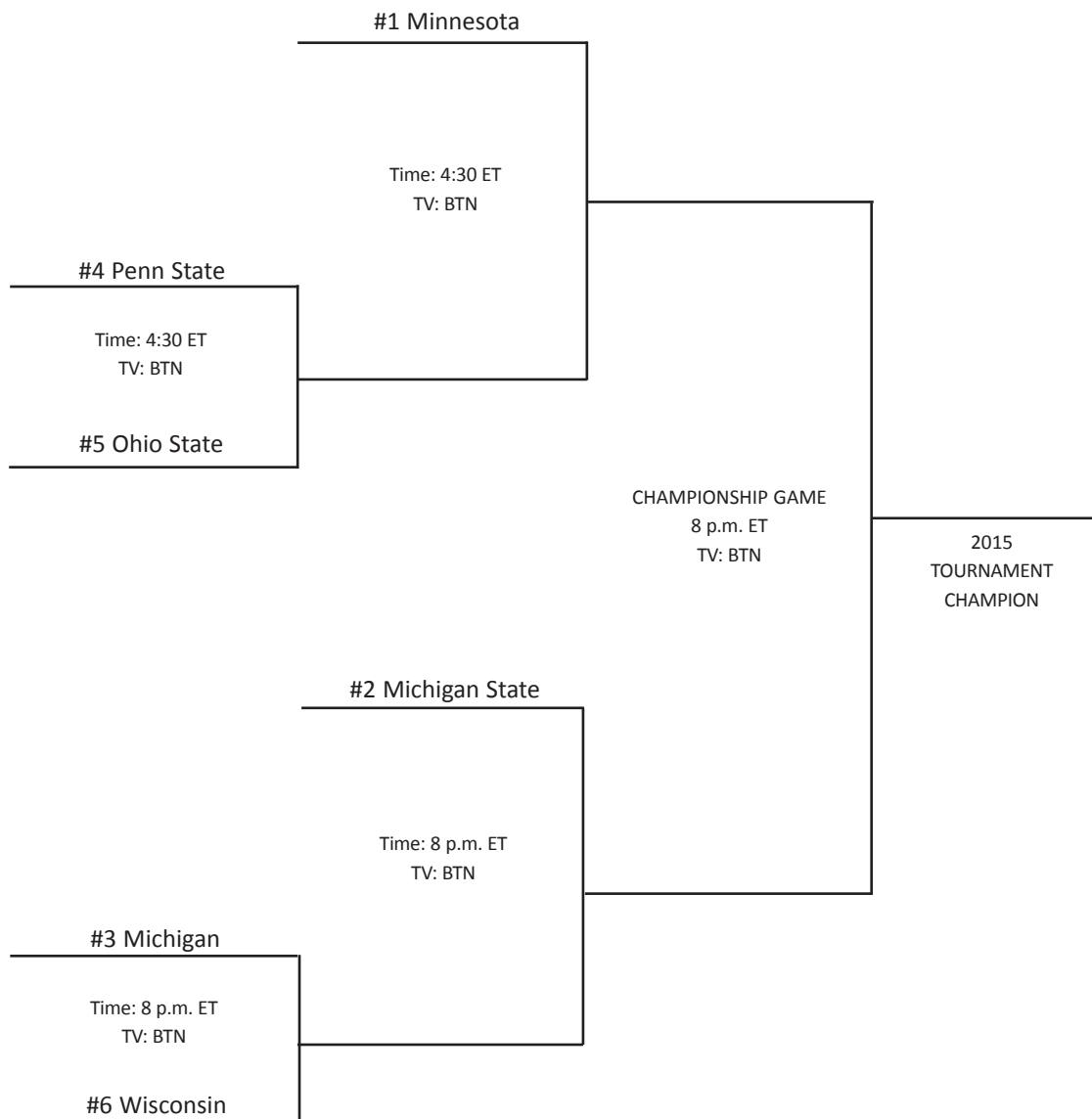
JOE LOUIS ARENA • DETROIT, MICH.



THURSDAY, MARCH 19

FRIDAY, MARCH 20

SATURDAY, MARCH 21





OHIO STATE ATHLETICS COMMUNICATIONS

Fawcett Center, 6th Floor | 2400 Olentangy River Rd. | Columbus, Ohio 43210

Hockey Contact: Leann Parker | 614-266-4309 | parker.387@osu.edu | [Twitter @LeannBP_OSU](https://twitter.com/LeannBP_OSU)

2014-15 SCHEDULE

OVERALL: 13-18-3 (8-11-1-1 B1G)

OCTOBER (1-3-1)

10	PROVIDENCE	W OT 5-4
11	PROVIDENCE	L OT 1-2
17	MIAMI	L 1-5
18	at Miami	L 1-2
31	at Canisius	T OT 3-3

NOVEMBER (4-5-0, 1-1-0-0 B1G)

01	at Canisius	W 4-1
07	OMAHA	L 1-4
08	OMAHA	L 3-4
14	at Bowling Green	W 3-2
15	BOWLING GREEN	L 2-3
20	MICHIGAN STATE* (FSD+/STO DELAY)	L 1-3
21	MICHIGAN STATE*	W 3-0
28	vs. Western Michigan ¹	L 2-6
29	at Notre Dame ¹	W 5-1

DECEMBER (0-1-0, 0-1-0-0 B1G)

05	at Michigan (BTN)*	L 3-8
----	--------------------	-------

JANUARY (2-4-1, 1-4-0-0 B1G)

02	at Mercyhurst	W 6-3
03	at Mercyhurst	T OT 2-2
09	at Penn State (ASN)*	W OT 5-4
10	at Penn State (ASN)*	L 1-4
16	MICHIGAN (FSD/STO)*	L 6-10
23	at Michigan State (FSD/STO)*	L 1-4
24	at Michigan State (BTN)*	L 0-2

FEBRUARY (4-4-0, 4-4-0-0 B1G)

06	at Minnesota (BTN)*	L 2-4
07	at Minnesota (FSN+/STO)*	L 2-6
13	WISCONSIN (BTN)*	W 2-1
14	WISCONSIN (ASN)*	L 2-3
20	MICHIGAN*	W 5-3
22	at Michigan (FSD+/STO)*	L 2-5
27	PENN STATE (BTN)*	W 5-3
28	PENN STATE (ASN)*	W 5-3

MARCH (2-1-1, 2-1-1-1 B1G)

06	MINNESOTA (ESPNU)*	L 2-4
07	MINNESOTA (ESPNEWS)*	W 5-2
13	at Wisconsin (ASN)*	T OT 2-2 (SW)
14	at Wisconsin (BTN)*	W 2-0
19	vs. Penn State ² (BTN)	4:30 p.m.

HOME GAMES played at Value City Arena; *Big Ten Conference game; ¹Shillelagh Tournament – Notre Dame, Ind.; ²Big Ten Tournament, Joe Louis Arena – Detroit, Mich. TV key: STO - SportsTime Ohio; FSD - FOX Sports Detroit; FSN - FOX Sports North; ASN - American Sports Network; Dates and times are subject to change; All times listed are Eastern



Facebook: /OhioStateMensHockey
Twitter: @OhioState_MHKY, #GoBucks
Instagram: OhioState_MHKY
OhioStateBuckeyes.com

COLUMBUS, Ohio -- The Ohio State men's hockey team heads to Detroit for the 2015 Big Ten Tournament this week. The No. 5 seed Buckeyes (13-18-3, 8-11-1-1 B1G) will meet No. 4 seed Penn State (18-14-4, 10-9-1-0 B1G) at 4:30 p.m. Thursday in the quarterfinals.

The winner of the game between the Buckeyes and Nittany Lions will face No. 1 seed Minnesota (21-12-3, 12-5-3-0 B1G) at 4:30 p.m. Friday in the semifinals. The championship game is set for 8 p.m. Saturday, with the winner receiving the league's automatic bid into the NCAA Tournament.

The other quarterfinal game features No. 3 seed Michigan (20-14-0, 12-8-0-0 B1G) vs. No. 6 Wisconsin (4-25-5, 2-15-3-2 B1G) at 8 p.m. Thursday, with the winner taking on No. 2 Michigan State (17-15-2, 11-7-2-2 B1G) at 8 p.m. Friday in the semifinal round.

Single-session tickets for the Big Ten Tournament at Joe Louis Arena are on sale. A single-session ticket starts at \$20 and allows access to all Big Ten Tournament games on the corresponding day. Tickets can be purchased at the Joe Louis Arena Box Office, all Ticketmaster outlets (800-745-3000) and online at OlympiaEntertainment.com.

FOLLOW ALONG

- All five games in the Big Ten Tournament will be televised by BTN, with Dan Kelly, Rob Andringa, Ben Clymer and Fred Pletsch calling the action.
- The tourney games will be available through BTN2Go for smart phones, tablets and computers. Fans who receive BTN through their cable provider have access to televised games on BTN2Go.
- The Buckeyes' radio broadcast will be on 1460 AM in Columbus and online on OhioStateBuckeyes.com through Buckeye Vision subscription packages. Herb Howenstine and former Buckeye John Mowat will provide commentary.
- Gametracker live stats for all Buckeye games in the tournament can be accessed through OhioStateBuckeyes.com.

• In-game updates will be on Twitter @OhioState_MHKY.

• Links for all Buckeye postseason games will be updated on the Buckeye hockey gameday page prior to game time: go.osu.edu/mhkygameday.

BUCKEYE SNAPSHOT

- The Buckeyes, 6-3-1 in their last 10 games, are 13-18-3 overall and ended conference play with an 8-11-1-1 ledger in the Big Ten. The team is coming off a 2-2 overtime tie (shootout win) and 2-0 victory at Wisconsin last weekend.
- Ohio State is averaging 2.79 goals a game and allowing 3.32 goals a contest. The power play is 15-for-114 (.132) and the penalty kill is 77-for-102 (.755). The team averages 9.8 penalty minutes and 30.6 shots a night.
- Senior forward Tanner Fritz leads the squad with 15 assists and 26 points and ranks third with 11 goals. Junior forward Anthony Greco is first with 15 goals and second with 23 points. Freshman forward Matthew Weis is third with 22 points, ranking second with 14 assists. Sophomore forward Nick Schilkey has a 9-12-21 line to rank fourth in points and senior forward Matt Johnson is second with 13 goals and fifth with 20 points. Junior Sam Jardine

2015 BIG TEN TOURNAMENT JOE LOUIS ARENA, DETROIT

Quarterfinals - Thursday, March 19

No. 4 Penn State vs. No. 5 Ohio State, 4:30 p.m.

No. 3 Michigan vs. No. 6 Wisconsin, 8 p.m.

Semifinals - Friday, March 20

No. 1 Minnesota vs. Ohio State/Penn State, 4:30 p.m.

No. 2 Michigan State vs. Michigan/Wisconsin, 8 p.m.

Championship - Saturday, March 21 - 8 p.m.

FOLLOW ALONG

TV: BTN

Online/Mobile: BTN2Go

Radio: 1460 AM/Buckeye Vision

Audio/video/stats links: go.osu.edu/mhkygameday

Twitter: @OhioState_MHKY

BUCKEYE NOTES TO KNOW

- Ohio State heads to Joe Louis Arena for the second Big Ten Tournament and the first B1G tourney in Detroit.
- The Buckeyes posted wins over Michigan State (2-1 OT) and Minnesota (3-1) last year to reach the inaugural B1G Tournament championship game, where it lost to Wisconsin in overtime, 5-4.
- After a six-game losing streak Jan. 10-Feb. 7, Ohio State is 6-3-1 in its last 10 games, with wins over Wisconsin (2), Michigan, Penn State (2) and Minnesota. The team is averaging 3.2 goals a game over the last 10 outings.
- Ohio State opens the Big Ten Tournament vs. Penn State. The Buckeyes were 3-1 vs. the Nittany Lions in the regular season and are 6-3 all-time vs. PSU.
- Ohio State will be playing its 25th postseason game in Joe Louis Arena when it takes on Penn State Thursday. The team, which won the 2004 CCHA title at The Joe, last played a playoff game at JLA in 2013, falling to Notre Dame, 3-1, in the CCHA semifinals.
- All four classes are represented in the Top 5 scorers for the Buckeyes - seniors Tanner Fritz (1st) and Matt Johnson (5th), junior Anthony Greco (2nd), freshman Matthew Weis (3rd) and sophomore Nick Schilkey (4th) and.

leads the defensemen with 11 points (2g, 9a).

- In goal, sophomore Christian Frey has started and played in 22 games, including 15 of the last 18, posting a 3.17 goals-against average and .906 save percentage, with an 8-11-2 ledger. Sophomore Matt Tomkins has played in 14 games (starting 12) and has a 3.28 goals-against average and .876 save percentage. Logan Davis has played limited time in two games and has a 2.75 goals-against average and .846 save percentage.

GOING TO THE JOE

- Joe Louis Arena, which hosted the CCHA postseason tournament for many years, is hosting the Big Ten Tournament for the first time. The inaugural B1G Tourney was held at the Xcel Energy Center last season.
- Ohio State has competed in a conference postseason tournament at The Joe 13 times (1979, '83, '84, '85, '87, '98, '99, '02, '03, '04, '05 and '13). The team won three games in three days in the CCHA Super Six to claim the 2004 tournament title.
- The Buckeyes are 8-11 in postseason games in Joe Louis Arena (11-13 including consolation games).
- Ohio State's first postseason title was the 1972 CCHA crown, won in St. Louis Arena in St. Louis, Mo.

BUCKEYES IN THE INAUGURAL B1G TOURNEY

- Ohio State, the No. 4 seed in the 2014 Big Ten Tournament, advanced to the inaugural title game before falling to No. 2 seed (and sixth ranked) Wisconsin in overtime, 5-4, last year.
- In the quarterfinals, Ohio State downed No. 5 seed Michigan State in overtime, 2-1. The Buckeyes trailed 1-0 after the first period but Tanner Fritz tied the game in the second and then-freshman defenseman Drew Brevig netted the overtime winner.
- In the semifinals, the Buckeyes defeated top seed (and No. 1 ranked) Minnesota, 3-1. The teams were tied at one after the first 40 minutes, with Nick Schilkey scoring on the power play for Ohio State in the first and Minnesota converting a power play of its own in the second. In the third, Ryan Dzingel scored at 9:08, putting Ohio State ahead, 2-1, and Anthony Greco sealed the win with an empty-net goal in the final minute.
- Against the Badgers in the championship, Ohio State led 2-0 early on goals from Dzingel and Nick Oddo before UW scored on the power play with 23 seconds left in the first period. Wisconsin tied the game in the second with a power play goal and Clark Cristofoli answered for the Buckeyes 1:16 later for a 3-2 Ohio State lead after 40 minutes. Tanner Fritz put Ohio State up by two (4-2) at 13:08 of the third but Wisconsin scored twice in the next 48 seconds (13:28, 13:56) to tie the game at four-all. Wisconsin's Mark Zengerle gave the Badgers the win with a goal 7:48 into overtime.

BUCKEYES VS. NITTANY LIONS

- Ohio State leads the all-time series with Penn State, 6-3, including a 3-1 ledger vs. the Nittany Lions this season. The teams split a series in University Park Jan. 9-10. The Buckeyes won the opener, 5-4 in overtime, before the Nittany Lions won game two, 4-1. In Columbus Feb. 27-28, Ohio State posted back-to-back 5-3 wins over Penn State for a series sweep.
- In the first year as B1G foes, the Buckeyes swept Penn State, with 5-1 and 5-2 wins, Jan. 31-Feb. 1, 2014, in Columbus and split a series on PSU's home ice March 14-15, 2014 (OSU W 4-2, PSU W 4-2).
- The first matchup between the teams was Dec. 29, 2012 in the Three Rivers Classic at CONSOL Energy Center in Pittsburgh, a 5-4 Nittany Lion win.
- Seniors Tanner Fritz, Al McLean and Matt Johnson have played in all nine games between the teams. Fritz leads the current Buckeyes with 10 points vs. PSU (3g, 7a) and sophomore Nick Schilkey is second with nine points (3g, 6a) in eight games vs. Penn State. Christian Frey has started seven games vs. PSU and has a 2.55 goals-against average and .936 save percentage vs. Penn State, including two games with 46 saves and a 53-save outing.

LOOK AT THE LIONS

- Penn State is 18-14-4 this year and had a 10-9-1-0 ledger in Big Ten play to finish fourth. The squad is coming off two losses at Minnesota (5-0, 6-2).
- The Nittany Lions average 3.28 goals a game to rank ninth nationally and are allowing 3.06 an outing. The power play is 28-for-128 (.219) and the penalty kill is 104-for-129 (.806). Penn State averages 10.2 penalty minutes a game. The Nittany Lions average 39.4 shots on goal a night to rank first in the NCAA and allow 32.7 an outing.
- Casey Bailey leads Penn State with 22 goals and 40 points this season. David Goodwin is second with 15 goals and 34 points. Taylor Holstrom has a team-high 26 assists and is third with 33 points. Eric Scheid is fourth on the squad with a 14-15-29 line, followed by Scott Conway with 26 points on 10 goals and 16 assists.
- In goal, Matthew Skoff has played in 18 games and has a 2.81 goals-against average and .907 save percentage, along with a 7-6-2 ledger. Eamon McAdam has played in 11 games, posting a 3.13 gaa and .911 save percentage, with a 5-3-1 record, and PJ Musico has a 3.05 gaa, .909 sv% and 6-5-1 ledger.

THE LAST SERIES - BUCKEYES SWEEP NITTANY LIONS

- Ohio State posted its first sweep of the season Feb. 27-28, recording two 5-3 wins over Penn State in Value City Arena. The Buckeyes led from the 1:19 mark of the second period in game one, while in game two the squad rallied from a goal down in the third for the win. The sweep was the first for the Buckeyes since winning two games vs. Penn State Jan. 31-Feb. 1, 2014 in Columbus (5-1, 5-2).
- **Game 1 (Ohio State 5, Penn State 3):** In the first game between the teams, 11 Buckeyes had at least a point in the win, with freshman Matthew Weis scoring twice and sophomore Nick Schilkey and junior Anthony Greco each posting two assists. Christian Frey made 46 saves in the Buckeye net. Penn State scored just 31 seconds into the contest and Weis tied the game at 14:26. The Buckeyes scored the first two goals of the second

OHIO STATE VS. PENN STATE

Series Record	Ohio State leads 6-3-0
In Columbus	Ohio State leads 4-0
In State College.....	Tied 2-2-0
Neutral Site	Penn State leads 1-0-0
In Overtime	Ohio State leads 1-0-0
Big Ten Regular Season	Ohio State leads 6-2-0
Current Win Streak	Ohio State - 2
Most Ohio State Goals	5 (5x, last 2/28/15)
Most Penn State Goals	5 (12/29/12)
Most Combined Goals	9 (2x, last 1/9/15)

12/29/12.....	L	4-5	N ¹
1/31/14	W	5-1	H
2/1/14	W	5-2	H
3/14/14	W	4-2	A
3/15/14.....	L	2-4	A
1/9/15.....	W OT	5-4	A
1/10/15.....	L	1-4	A
2/27/15.....	W	5-3	H
2/28/15.....	W	5-3	H

¹Three Rivers Classic, CONSOL Energy Center, Pittsburgh, Pa.

CURRENT BUCKEYES VS. PENN STATE

	GP	G	A	P	Sh	P-PIM	+/-
Angeli	7	1	0	1	9	2-4	+5
Brevig	7	0	1	1	12	2-4	+3
Cristofoli	2	0	1	1	1	0-0	0
Dalrymple	5	0	2	2	8	1-2	+4
DaSilva	7	1	2	3	11	0-0	+2
Doerring	2	0	0	0	1	1-2	0
Fritz	9	3	7	10	22	1-2	-6
Greco	8	3	3	6	25	1-2	+3
Gust	6	0	0	0	5	2-4	-1
Healey	8	1	3	4	4	4-8	+4
Jardine	8	1	3	4	6	2-4	+1
Johnson	9	1	3	4	25	1-2	-4
Jones	4	1	0	1	3	1-2	+2
Lampasso	4	1	3	4	8	1-2	-3
Lundey	5	0	4	4	6	0-0	+4
McLean	9	0	0	0	3	1-2	-5
Miller	2	0	0	0	2	0-0	-1
Moser	3	0	2	2	3	0-0	+1
Nidderly	7	0	2	2	13	1-2	+2
Oddo	8	1	6	7	18	3-6	+4
Schilkey	8	3	6	9	26	1-2	+2
Stork	4	3	1	4	13	1-2	0
Weis	4	3	2	5	15	2-4	+3

	GP/GS	GA	GAA	Svs	Sv%	W-L-T
Frey	7/7	18	2.55	264	.936	6-1-0
Tomkins	1/1	4	4.23	28	.875	0-1-0

period, with Tanner Fritz putting Ohio State in the lead (2-1) with a power play goal at 1:19 and Weis tallying at 12:13 for a 3-1 Buckeye advantage. PSU drew within one with a quick answer at 13:09. In the third period, Buckeye goals 57 seconds apart - at 8:02 and 8:59 from Josh Healey and Luke Stork, respectively - pushed the Buckeye lead to three (5-2). The Nittany Lions scored with the net empty at 14:45 to cut the lead to two. Penn State skated with the net empty for the final 3:00+, including a 6-on-4 advantage for the last 1:26 after a Buckeye penalty, but Ohio State closed out the win. Shots were 49-35 in favor of Penn State in the game. Ohio State was 1-for-3 on the power play and Penn State was 0-for-2.

- **Game 2 (Ohio State 5, Penn State 3):** Senior captain Tanner Fritz had three points to lead the Buckeyes to a second 5-3 win over the Nittany Lions, one of 10 Buckeyes with at least a point in the game. The Buckeyes trailed the Nittany Lions 3-2 after the second period but outscored PSU 3-0 in the third for the win. Penn State scored the game's first two goals at 11:45 and 16:32 of the first period. Buckeye senior Justin DaSilva cut the lead in half at 17:15 for a 2-1 PSU advantage after 20 minutes. At 4:23 of the second Ohio State junior Sam Jardine tied the game with a power play goal but Penn State answered at 6:59 to regain the lead. Ohio State scored three times in a 4:17 span in the third period to tie the game and take the lead. Schilkey tied the game at 9:18, Fritz followed at 10:19 to put Ohio State in the lead for the first time and freshman Nicholas Jones tallied at 13:35 for a two-goal advantage. The Buckeyes outshot Penn State, 44-27, in the game including 16-5 in the third period. Ohio State was 1-for-2 on the power play and Penn State did not have a chance with the man advantage. The only three penalties called in the game were in a span of 1:06 in the second period.

LAST TIME OUT - BUCKEYES 1-0-1-1 AT WISCONSIN

- Ohio State closed the regular season against Wisconsin last weekend in the Kohl Center in Madison, with a 2-2 overtime tie (4-3 shootout win in 10 rounds) and 2-0 victory over the Badgers.

- **Game 1 (Ohio State 2, Wisconsin 2 OT):** Ohio State and Wisconsin skated to a 2-2 overtime tie last Friday (the first between the teams in series history) before the Buckeyes won the shootout, 4-3 in 10 rounds, to earn the extra point in the league standings. Wisconsin native and Buckeye junior Tyler Lundey scored the only goal through the first 40 minutes, with a tally at 13:21 of the second period. Wisconsin tied the game early in the third before Matthew Weis put Ohio State back ahead at 9:36. The Badgers tied the game for the second time with less than four minutes left in regulation. Neither team scored in overtime, combining for seven shots on goal. Wisconsin shot first in each round of the shootout, with Ohio State answering three times (Nick Schilkey, Tanner Fritz and Christian Lampasso) before senior Clark Cristofoli had the winner in the 10th round. Buckeye sophomore goalie Christian Frey, who ended the game with 22 saves, had four saves in the shootout, including one to open the 10th round.

- **Game 2 (Ohio State 2, Wisconsin 0):** Ohio State again had goals from Lundey and Weis, as the team shut out the Badgers 2-0 for its second shutout of the year, with sophomore goalie Matt Tomkins stopping all 17 shots he faced. The teams were scoreless after the first and Lundey opened the scoring at 8:54 of the second and Weis tallied at 10:50 of the third for a 2-0 Buckeye lead. Shots were 42-17 in favor of Ohio State, who posted the first road shutout for the squad since Brady Hjelle had 29 saves at Miami March 1, 2013.

GRECO, WEIS AND FRITZ RECOGNIZED BY B1G

- Junior forward Anthony Greco was an honorable mention All-Big Ten selection. The native of Queens, N.Y., leads Ohio State and is tied for fifth in the Big Ten with 15 goals this season. He has added eight assists for 23 points, all career highs, while playing in all 34 Buckeye games. Three of his goals have been gamewinners, including overtime tallies against Providence Oct. 10 and Penn State Jan. 9. He has two hat tricks on the year (Oct. 10 vs. Providence, Jan. 16 vs. Michigan), has a shorthanded goal and also has three power play tallies. Greco led the Buckeyes with 14 points during B1G games, with eight goals and six assists.

- Matthew Weis, a native of Freehold, N.J., was named to the Big Ten All-Freshman Team. He is fifth in scoring among Big Ten rookies, posting 22 points, with eight goals and 14 assists, while playing in 31 games. He has at least one point in 16 games on the year, including in five of the last six outings, and has five multiple-point performances. In B1G games, Weis was tied for second among the Buckeyes with 13 points, posting six goals and adding seven assists, ranking fifth among league freshmen.

- Senior captain Tanner Fritz was the recipient of the Sportsmanship Award for Ohio State for the second time. The student-athletes chosen are individuals who have distinguished themselves through sportsmanship and ethical behavior. These student-athletes must also be in good academic standing and have demonstrated good

citizenship outside of the sports-competition setting. Fritz, from Grande Prairie, Alberta, has played in all 34 games this year and leads Ohio State with 15 assists and 26 points, ranking third with 11 goals. An Academic All-Big Ten honoree, he has been assessed just two penalties and has blocked 38 shots on the year.

BUCKEYES OF LATE

- Ohio State is 6-3-1 in its last 10 games after losing six games in a row Jan. 10-Feb. 7, with wins over Wisconsin (2), Michigan, Penn State (2) and Minnesota and a tie vs. the Badgers.

- Over the last 10 outings, the squad is averaging 3.2 goals a game and allowing 2.6 a contest. The team is averaging 34.7 shots on goal per game, giving up 28.6 an outing. The team has just 6.4 penalty minutes a game over the stretch.

- The Buckeyes have scored either five goals (four times, 4-0) or two goals (six times, 2-3-1) in a game in each of in the last 10 games.

- Senior Tanner Fritz has a team-high 11 points, with five goals and six points, in the last 10 games combined. Junior Tyler Lundey shares the goal-scoring lead with Fritz over the stretch with five each. Freshman Matthew Weis is second with eight points, on four goals and four assists.

- In the last 10 outings, junior defenseman Craig Dalrymple leads the squad with a +6 mark, with sophomore blueliner Josh Healey and freshman forward Nicholas Jones second with +5 ratings. Healey has a team-best 24 blocked shots over the stretch, with senior Justin DaSilva second with 21.

- In the last 10 games, Ohio State is 21-for-24 (.875) on the penalty kill.

SPECIAL TEAMS

- Ohio State was 6-for-7 on the penalty kill at Wisconsin last week, going 3-for-4 Friday and stopping all three Badger chances Saturday. The UW power play goal Friday was the first allowed by the Buckeyes in five games.

- The Buckeyes are 77-for-102 (.755) on the penalty kill this year. The team has faced a Big Ten low 102 power plays this season and has the third-lowest in the NCAA, behind only Yale (86) and Brown (101).

- Ohio State was scoreless on seven power play chances vs. the Badgers, going 0-for-3 in game one and 0-for-4 in game two. On the year, the squad is 15-for-114 (.132) with the man advantage and has scored on the power play in 13 games. It is also the lowest number of power play opportunities among Big Ten teams. The Buckeyes are looking to end a four-game scoreless streak with the man advantage.

- Ohio State is averaging 9.8 penalty minutes a night but has just eight games (in 34 outings) with more than 10 minutes. The team has three games with just one penalty for two minutes - at Penn State Jan. 9, vs. Wisconsin Feb. 14 and vs. Penn State Feb. 28. Ohio State has not had more than eight penalty minutes in any of the last six games.

- Nine Buckeyes have scored with the man advantage this season, led by senior Tanner Fritz with four power play goals. Fritz (4g, 5a) is first on the team with nine power play points, with freshman Matthew Weis (2g, 5a) second with seven.

- Anthony Greco scored the Buckeyes' lone shorthanded goal this season Jan. 16 vs. Michigan.

BIG TEN STANDINGS

	CONFERENCE						OVERALL						
	GP	W	L	T	SW	Pts.	GF	GA	W	L	T	GF	GA
1. Minnesota (13)	20	12	5	3	0	39	81	54	21	12	3	129	92
2. Michigan State (rv)	20	11	7	2	2	37	47	42	17	15	2	82	76
3. Michigan (rv)	20	12	8	0	0	36	88	60	20	14	0	132	101
4. Penn State	20	10	9	1	0	31	62	66	18	14	4	118	110
5. Ohio State	20	8	11	1	1	26	56	71	13	18	3	95	113
6. Wisconsin	20	2	15	3	2	11	34	75	4	25	5	58	124

Teams receive three points for a win in regulation or overtime. Conference games tied after 65 minutes advance to a three-player shootout. If a game goes to a shootout each team gets one point and the shootout winner receives an extra point. (#) is the team's ranking in the USCHO.com Top 20 poll as of March 16; (rv) is a team receiving votes in the USCHO.com poll.

LUNDEY, WEIS HANDLE THE SCORING

- At Wisconsin last week, junior Tyler Lunde (the lone Wisconsin native on the Buckeye roster) and freshman Matthew Weis had the Buckeyes' goals each night.
- Lunde has a goal in three of his last four games and has a point in seven of 12 games since returning from an injury that kept him out of seven contests. Lunde, who marked his 100th game in the Scarlet and Gray Saturday vs. Wisconsin, has a career-high seven goals this season, adding three assists for 10 points.
- Weis has a point in five of the last six games, with four goals, three assists and seven points in the stretch. The B1G All-Freshman Team pick is third in scoring for the Buckeyes this season with 22 points, scoring eight goals and ranking second with 14 assists.

FRTZ LEADS SQUAD IN SCORING, IN CENTURY CLUB

- Senior Tanner Fritz had a six-game point streak (5g, 6a, 11p) ended in the first game at Wisconsin.
- Fritz leads the Buckeyes with 15 assists and 26 points this season and ranks third with 11 goals. His goals match the career-best 11 he had as a sophomore in 2012-13. Fritz has at least 20 points in each of his last three seasons, with 30+ each of the last two years.
- Fritz's second-period goal Feb. 20 vs. Michigan was the 100th point of his Buckeye career. He is the 57th Buckeye with 100 or more points for the Scarlet and Gray. He now has 109 points as a Buckeye with 36 goals and 73 assists (ranking 45th all-time) and leads the current squad with 140 career games played.

SCORING FROM THE BLUELINE

- The Buckeyes have at least one goal from a defenseman in four games of their last six game. Blueliners had an assist in each game at Wisconsin last week, with Sam Jardine setting up Tyler Lunde Friday and Clark Cristofoli posting an assist on Matthew Weis' goal in game two.
- Craig Dalrymple scored in each game vs. Minnesota March 6-7, Sam Jardine and Justin DaSilva tallied vs. Penn State Feb. 28 and Josh Healey had a goal in game one vs. Penn State Feb. 27.
- Jardine leads Ohio State's defensemen in scoring with 11 points, including nine assists and a career-high two goals.
- Cristofoli has an assist in two of the last three games. Healey has a point in three of his last six games (1g, 3a) and has a career-best two goals, seven assists and nine points this year.
- Combined, the Buckeye blueliners have 51 points this year, with 11 goals and 40 assists.

IN GOAL FOR THE BUCKEYES

- Sophomore Christian Frey has started 17 of the Buckeyes' last 21 games (including nine in a row Feb. 13-March 13). On the year, Frey has started 22 contests and ranks second in the Big Ten with 28.46 saves a game, posting a .906 save percentage. He has seven games with 30 or more saves this season and three outings with 40 or more (60 Oct. 18 at Miami, 53 Jan. 9 at Penn State, 46 Feb. 27 vs. Penn State).
- Earlier this season, sophomore Matt Tomkins and Frey split starts for most series. Tomkins has 12 starts this year and has played in 14 games overall. He stopped all 17 shots he faced at Wisconsin last Saturday for his second shutout of the season and of his career.
- Both Frey and Tomkins have had standout games, with each earning Big Ten Star of the Week honors twice. Jan. 9 at Penn State, Frey had his second career game with 50 or more saves, stopping 53 Nittany Lion shots, including 18 in the first period and six in overtime. His career high was a 60-save performance at Miami Oct. 18. Frey's high last year was 46 stops vs. Penn State Jan. 31, 2014.
- Frey was named Big Ten Second Star of the Week Dec. 2 after making 29 saves in a 5-1 win at Notre Dame. The prior week, Tomkins was named B1G Second Star of the Week after posting a league-best 1.54 goals-against average and a .939 save percentage in a series split with Michigan State Nov. 20-21, including his first career shutout. Frey was also honored Oct. 21 after making 60 saves in a 2-1 loss at Miami, while Tomkins was recognized Nov. 4 after going 1-0-1 at Canisius, allowing two goals in the series.
- Sophomore Logan Davis, who has seen limited action in two games, stopped his second career penalty shot vs. Michigan Jan. 16, making a save vs. Zach Hyman. It was his second penalty shot faced vs. the Wolverines, after making a stop on Evan Allen Nov. 29, 2013.

HOME/AWAY/NEUTRAL

- The Buckeyes are 0-1 in neutral site games this season, with the long matchup a 6-2 loss to Western Michigan Nov. 28 in the Shillelagh Tournament at Notre Dame.
- Ohio State opened the second half of the year with road games in eight of the first nine games, part of a stretch with 11 road games in 12 contests. The team ended the regular season with seven of the final 10 games at home.
- The Buckeyes were 7-9-0 at home and 6-8-3 in road games during the 2014-15 regular season.
- In games away from Columbus this season (road/neutral), the Buckeyes are averaging 2.56 goals a game, while allowing 3.28. The power play is 6-for-65 (.092) and the penalty kill is 38-for-53 (.717). The squad ended a six-game road losing streak with its tie at Wisconsin last Friday.
- Freshman Matthew Weis and junior Anthony Greco share the team lead with 11 points in road/neutral games this season. Greco is first with seven goals, adding four assists, while Weis has five goals and six helpers. Freshman Christian Lampasso is first on the squad with eight road/neutral assists.

SCORING STUFF

- Ohio State is averaging 2.79 goals a game this season but has tallied five times in four of its last eight

MULTIPLE GOAL GAMES					
	2G	3G	4G	5G	Total
Fritz	2				2
Greco		2			2
Johnson	2	1			3
Oddo	1				1
Stork	1				1
Weis	1				1
MULTIPLE ASSIST GAMES					
	2A	3A	4A	5A	Total
Brevig	1				1
Fritz	3				3
Greco	2				2
Healey	2				2
Jardine	1				1
Lampasso	3				3
Nidderly	1	1			2
Oddo	1				1
Schilkey	3	1			4
Weis	1	1			2
MULTIPLE POINT GAMES					
	2P	3P	4P	5P	Total
Angeli	1				1
Brevig	1				1
Fritz	3	2	1		6
Greco	2	2			4
Healey	2				2
Jardine	1				1
Johnson	1	3			4
Lampasso	2	1			3
Miller	1				1
Nidderly	1	1			2
Oddo	1	1			2
Schilkey	5	1			6
Stork	1				1
Weis	4	1			5

games. In the six games prior (Jan. 23-Feb. 14), the squad was held to two goals or less. The team was held to two goals in each game in a 1-0-1 series at Wisconsin last week.

- The Buckeyes scored a season-high six goals vs. Michigan Jan. 16 and at Mercyhurst Jan. 2. The team has seven five-goal games as well (Oct. 10 vs. Providence, at Notre Dame Nov. 29, at Penn State Jan. 9, vs. Michigan Feb. 20, vs. Penn State Feb. 27-28). The Buckeyes are 7-0 when scoring five times this season, but 1-1 when scoring six.
- In all, 12 Buckeyes have hit double-digit points this season and every skater has at least one point. This year, 21 Buckeyes have scored at least one goal, 23 have at least one assist and 20 have at least one goal and one helper.
- Six Buckeyes have double-digit assists, led by Tanner Fritz with 15 and freshman Matthew Weis with 14. Freshman Christian Lampasso and

sophomore Nick Schilkey have 12 each and seniors Nick Oddo and Chad Nidderly both have 10.

- Fritz, (11), junior Anthony Greco (15) and senior Matt Johnson (13) are all double-digit goal scorers for the Buckeyes this year, with Schilkey one away.

BLOCKING OUT

- Ohio State has blocked 546 opponent shot attempts this season, led by Justin DaSilva with 57, Josh Healey with 52, Craig Dalrymple and Sam Jardine with 47 and Drew Brevig with 42. Tanner Fritz leads the forwards with 38 shot blocks this season.
- The Buckeyes are third nationally and second in the Big Ten averaging 16.06 blocks per game, ranking behind Robert Morris (18.61) and Michigan State (16.65).
- DaSilva, who led the NCAA with 2.74 blocks per game a season ago, is averaging 2.28 blocks per game this season but has not played in enough Buckeye games to qualify for the national rankings. He had nine in the series at Wisconsin, with five in game one and four in game two.
- Dalrymple is averaging 1.81 blocks per game to rank sixth in the Big Ten, while Healey is eighth among conference players with 1.73 an outing.
- The squad has seven games with 20 or more shot blocks: 29 at Penn State Jan. 9, 27 Oct. 18 at Miami and vs. Michigan Feb. 20, 22 vs. the RedHawks Oct. 17, at Michigan Dec. 5 and vs. Penn State Feb. 27, 21 at Michigan State Jan. 24 and 20 Oct. 10 vs. Providence.
- Junior Blake Doerring had a team season-high eight blocks at Penn State Jan. 9. Dalrymple had seven blocks Friday vs. Feb. 20 and six vs. Bowling Green Nov. 15. DaSilva has had five shot blocks four times (Oct. 10 vs. Providence, Oct. 17 vs. Miami, Nov. 8 vs. Omaha, March 13 at Wisconsin), Drew Brevig had five shot blocks Oct. 18 at Miami and Feb. 6 at Minnesota, Dalrymple blocked five against the Irish Nov. 29 and Al McLean blocked five vs. Penn State Feb. 27. Forward Nick Schilkey had five recorded blocked shots against Michigan Dec. 5 and Fritz blocked five at Penn State Jan. 9.

THE BUCKEYE ROOKIES

- Seven freshmen joined the Buckeye roster this season – Victor Björkung (Stockholm, Sweden), Nicholas Jones (Edmonton, Alberta), Christian Lampasso (Amherst, N.Y.), Janik Möser (Mannheim, Germany), Kevin Miller (Stony Plain, Alberta), Luke Stork (Pittsburgh, Pa.) and Matthew Weis (Freehold, N.J.). All seven Buckeye rookies have at last three points each this year and all but one have a goal.
- Weis is fourth among Big Ten freshmen with 22 points (8g, 14a) and Lampasso is tied for sixth (2g, 12a) with 14.
- Weis had a goal in each game at Wisconsin last week and has a point in each of his last three (2g, 2a) and five of his last six (4g, 3a, 8p) games.
- Björkung and Möser could become just the second and third Buckeye letterwinners to hail from a European country, joining Finland native Mark Kreuz, who earned a letter in 1989.

GRECO'S GOALS

- Junior Anthony Greco leads the Buckeyes and is tied for fifth in the Big Ten with 15 goals this year. Greco has two hat tricks this season, scoring three times vs. Michigan Jan. 16 and in the season opener vs. Providence Oct. 10.
- Greco is one of nine NCAA players this season with two hat tricks and is the first Buckeye with two hat tricks in a season since at least 1997-98.
- Greco is tied for second in the NCAA with four unassisted tallies, behind Western Michigan's Colton Hargrove (5).
- Three of Greco's goals this season are gamewinners, including two in overtime. He is one of five players with two or more OT goals this year. Of his 25 career goals, seven are gamewinners, with two in each of his first three seasons. He has a team-best five gamewinning points this season
- Greco scored shorthanded against Michigan Jan. 16, his first career shorthy and the Buckeyes' first SHG of the year.
- Buckeye senior Matt Johnson also had a hat trick this season, scoring three times at Mercyhurst Jan. 2. Ohio State is tied for sixth nationally with three team hat tricks.
- Greco, who had an assist in the second game at Wisconsin, has 23 points this season, with 15 goals and eight assists, after entering the year with 10 goals and 26 points in his first 53 games as a Buckeye.

BUCKEYE THIS AND THAT AS A TEAM ...

- Ohio State has come from behind in the third period to win four times this season. Ohio State scored the game's final four goals to defeat Minnesota 5-2 March 7. The Saturday before (Feb. 28), the squad outscored Penn State 3-0 in the third period to rally and win 3-2. The team trailed 3-2 vs. Providence Oct. 10 before winning 5-4 in overtime and Nov. 14 at Bowling Green the squad was down 1-0 after the first two periods and won 3-2.
- Ohio State is 9-0-1 when leading after the second period on the year.
- The Buckeyes have had nine one-goal games this season and are 4-5 in those games.
- Ohio State has had six games go to overtime this season, posting a 2-1-3 ledger in those contests.
- The Buckeyes are averaging 30.7 shots on goal a game this year and have 30 or more in nine of their last 10 games (after recording 23 or less in three straight games). The team had 34 shots in game one at Wisconsin before posting 42 in game two, the fifth game with 40+ this year.

INDIVIDUALLY ...

- Senior Tanner Fritz and junior Anthony Greco are the only Buckeyes to appear in all 34 games this season.

BUCKEYE HAT TRICKS SINCE 1997-98

Anthony Greco 1/16/15 vs. Michigan
Matt Johnson 1/2/15 at Mercyhurst
Anthony Greco 10/10/14 vs. Providence (VCA)
Ryan Dzingel 1/10/14 vs. Michigan State (VCA)
Alex Szczechura 2/16/13 vs. Western Michigan (VCA)
Ryan Dzingel 12/29/12 vs. Penn State (Pittsburgh)
Max McCormick 1/28/12 at Lake Superior State
Danny Dries 11/4/11 at Alabama-Huntsville
Hunter Bishop 3/6/10 vs. Notre Dame (OSU Ice Rink)
Corey Elkins 3/7/09 vs. BG (OSU Ice Rink)
Kyle Reed 2/27/09 at Miami
Corey Elkins 11/17/06 at Bowling Green
Mathieu Beaudoin 10/14/06 vs. Lake State (VCA)
Tom Fritsche 1/29/05 vs. Western Michigan (VCA)
Dan Knapp 11/6/04 vs. Sacred Heart (VCA)
Dan Knapp 2/7/04 at Ferris State
Paul Caponigri 11/8/03 at Northern Michigan
Nick Ganga 10/21/2000 vs. Niagara (VCA)
Eric Meloche 12/5/1999 vs. Miami (VCA)
Hugo Boisvert 1/15/99 at Cornell
Chris Richards 3/7/98 at Ferris State
Hugo Boisvert 1/10/98 vs. Ferris State (OSU Ice Rink)

- Junior Anthony Greco is sixth nationally averaging 4.38 shots on goal a game.
- Junior forward Tyler Lundey, who missed seven games with an injury and has now been back in the lineup for five series, has a point in seven of his 10 games, including a goal in each game at Wisconsin. He has a 7-3-10 line this season.
- Senior Nick Oddo missed the series at Wisconsin with an injury suffered in the first game vs. Minnesota March 7. Oddo has three goals and 10 assists for 13 points this season.
- Senior Chad Nidderly has a career-high 10 assists and 12 points this season. He has a point in seven of his last 15 outings.
- Senior Darik Angeli, who has a 5-7-12 line this year, has an assist in two of the last three outings. He is +1 in five of his last seven games.
- Freshman Luke Stork had a four-game point streak (1g, 3a) ended in game two at Wisconsin. He had five goals and five assists for 10 points this season.
- Sophomore Nick Schilkey has a point in six of his last 10 games (4g, 3a, 7p) and now has 21 points, with nine goals and 12 assists, on the year. It is his second 20-point campaign, after scoring 26 (13g, 13a) as a freshman last year.
- Senior Matt Johnson has a career-high 13 goals, seven assists and 20 points on the year after posting 13 goals and 23 points in his first three years for the Scarlet and Gray.

IN THE PROS

- Buckeye alums Tyson Strachan and Zac Dalpe are currently skating together for the Buffalo Sabres. Strachan has played in 35 games with the team this year, while Dalpe has seen action in eight games.
- Five Buckeyes were on NHL opening-day rosters: Ryan Kesler (Anaheim), RJ Umberger (Philadelphia), Matt Bartkowski (Boston), Nate Guenin (Colorado) and Strachan (Buffalo).
- Nine other Buckeyes began the year at NHL camps: John Albert (Winnipeg), Ryan Dzingel (Ottawa), Max McCormick (Ottawa), Curtis Gedig (Calgary), Cal Heeter (Toronto), Chris Crane (San Jose), Dave Steckel (Anaheim), Zac Dalpe (Buffalo) and Rod Pelley (New

Jersey), with all but Dalpe (NHL), Gedig (ECHL), Crane (ECHL) and Heeter (KHL/Croatia) currently in the AHL.

- Buckeyes currently in Europe include Hunter Bishop in Austria, Corey Elkins in Finland, Sergio Somma, Hugo Boisvert, Andrew Schembri all in Germany, Brady Hjelle in Norway and Matt Waddell in Italy.
- Devon Krogh, Brandon Martell, CJ Severyn, Crane and Gedig are all currently in the ECHL. Dustin Carlson is with the Dayton Demonz in the Federal Hockey League.

ODDO, FORMER BUCKEYES EARN OHIO STATE DEGREES

- Senior forward Nick Oddo was one of 47 current and former Buckeye student-athletes to earn a degree Dec. 21 at Ohio State Fall Commencement. Oddo, from Omaha, Neb., received his degree in logistics management.
- Oddo retains his collegiate eligibility. Per NCAA rules, after graduation a student-athlete remaining at his/her institution must be enrolled full-time as either an undergraduate or graduate student in order to be eligible for competition in the following term. (The student-athlete does not need to be enrolled in a specific degree program.)
- Former Buckeyes Travis Statchuk (2011-14) and Corey Toy (2008-11) also earned their Ohio State degrees. Statchuk, who was part of the Bucks Go Pro internship program along with Oddo, majored in marketing and Toy, who has played professionally since leaving Ohio State and currently is with the Fayetteville FireAntz in the SPHL, now has a degree in sport and leisure studies.

SIX COMMIT TO OHIO STATE

- Six standouts from the United States Hockey League have signed National Letters of Intent to enroll at Ohio State and play hockey for the Buckeyes.
- The group includes forwards Michael Gillespie (Lincoln Stars/New City, N.Y.), Mason Jobst (Muskegon Lumberjacks/Speedway, Ind.), Dakota Joshua (Sioux Falls Stampede/Dearborn, Mich.) and John Wiitala (Waterloo Black Hawks/Lakeville, Minn.) and defensemen Sasha Larocque (Dubuque Fighting Saints/Calgary, Alberta) and Tyler Nanne (Madison Capitols/Edina, Minn.).
- Nanne (fifth round, New York Rangers) and Joshua (fifth round, Toronto) both were selected in the 2014 NHL Entry Draft.
- Details on each signee is available online: go.osu.edu/mhkynlifall14.

JOHNSON ADDS AN 'A'

- Senior forward Matt Johnson has been elevated to an alternate captain for the Buckeyes. Johnson was given the 'A' following the Buckeyes' game at Michigan Dec. 5.
- "We think Matt exemplifies what we want on and off the ice. He is well deserving of this honor," Buckeye head coach Steve Rohlik said.
- Senior forward Tanner Fritz is the Buckeyes' captain, while junior defenseman Sam Jardine is an alternate captain.

BEHIND THE BENCH

Steve Rohlik is in his second year at the helm of the Buckeyes, joined by associate head coach Brett Larson and assistant coach Joe Exter. Rohlik is in his fifth full season on the Buckeye staff, while Larson is in his second year with the Scarlet and Gray and Exter is in his fourth year with the program.

B1G STARS

- This year, the Buckeyes garnered seven weekly awards. Christian Frey (Oct. 21, Dec. 2) was named the league's second star twice, while Matt Tomkins was the third star Nov. 4 and second star Nov. 25 and Tanner Fritz was tabbed the second star Oct. 14 and the third star March 3. Anthony Greco was the NCAA First Star of the Week Oct. 14.

ZF11

This season, the Ohio State men's hockey team has stickers with ZF11 on their helmets in support of Zach Farmer, who was diagnosed with acute myeloid leukemia last May as a freshman on the Ohio State baseball team. After undergoing chemotherapy to fight the disease, Zach was able to find a bone marrow match through the bone marrow registry and had his transplant in August. After battling the disease since early May, Zach now is approaching four months cancer free and is still recovering and regaining strength from the bone marrow transplant. However, with all of the positive signs, Zach could use the support to continue to regain strength so he can get back in the classroom, on the mound and, most importantly, fight off any possible reoccurrences of the disease.

ONES TO WATCH

- Four Buckeyes were tabbed as Big Ten Preseason Players to Watch, the Big Ten Conference announced at the league's Media Day at Joe Louis Arena in Detroit Sept. 24. Buckeye senior forward Tanner Fritz, a 2013 All-CCHA pick, was joined by sophomores and 2014 Big Ten All-Freshman Team selections defensemen Drew Brevig, goalie Christian Frey and forward Nick Schilkey as conference players to watch heading into the 2014-15 campaign in a vote by the league's six head coaches. Ohio State ranked second with four players on the 16-player team, with Minnesota first with five selections.
- Buckeye sophomore goalie Christian Frey was one of 20 goaltenders named to the Mike Richter Award Watch List. The award, presented by Let's Play Hockey, annually honors the most outstanding goaltender in NCAA Division I men's hockey.

2014-15 BUCKEYE HONORS

Honorable Mention All-Big Ten

Anthony Greco (Jr., F)

B1G All-Freshman Team

Matthew Weis (F)

B1G Sportsmanship Award

Tanner Fritz

B1G First Star of the Week

Matt Johnson (Jan. 6)

B1G Second Star of the Week

Tanner Fritz (Oct. 14)
Christian Frey (Oct. 21)
Matt Tomkins (Nov. 25)
Christian Frey (Dec. 2)

B1G Third Star of the Week

Matt Tomkins (Nov. 4)
Tanner Fritz (March 3)

NCAA Third Star of the Week

Anthony Greco (Oct. 13)

NCAA Top 5 Plays of the Week

Anthony Greco (Oct. 13)
Nick Schilkey (Feb. 17)

Senior CLASS Award Candidate

Tanner Fritz

B1G Preseason Players to Watch

Christian Frey
Tanner Fritz
Nick Schilkey


2014-15 OHIO STATE BUCKEYES



1 Logan Davis
So., G, 5-11, 165
Upper Arlington, Ohio
Ohio AAA Blue Jackets



4 Drew Brevig
So., D, 6-2, 194
Lakeville, Minn.
Brookings Blizzard (NAHL)



5 Victor Bjorkung
Fr., F, 6-1, 177
Stockholm, Sweden
Chicago Steel (USHL)




6 Clark Cristofoli
Sr., D, 5-10, 185
Lewis Center, Ohio
Sioux Falls Stampede
(USHL)



7 Al McLean
Sr., D, 6-2, 190
Duluth, Minn.
Omaha Lancers (USHL)



8 Nicholas Jones
Fr., F, 5-11, 177
Edmonton, Alberta
Sherwood Park Crusaders
(AJHL)



9 Kevin Miller
Fr., F, 5-11, 178
Stony Plain, Alberta
Fort McMurray Oil Barons
(AJHL)



10 Darik Angeli
Sr., F, 6-3, 198
Lakewood, Colo.
Tri-City Storm (USHL)




11 Christian Lampasso
Fr., F, 5-10, 171
Amherst, N.Y.
Lincoln Stars (USHL)



14 Matthew Weis
Fr., F, 5-11, 192
Freehold, N.J.
Green Bay Gamblers (USHL)



15 Nick Oddo
Sr., F, 6-0, 178
Omaha, Neb.
Omaha Lancers (USHL)



16 Tanner Fritz
Sr., F, 5-11, 186
Grande Prairie, Alberta
Grande Prairie Storm (AJHL)



17 David Gust
So., F, 5-10, 174
Orland Park, Ill.
Fargo Force (USHL)



18 Luke Stork
Fr., F, 6-0, 186
Pittsburgh, Pa.
Youngstown Phantoms (USHL)




19 Chad Niddery
Sr., F, 5-10, 168
Penticton, British Columbia
Powell River Kings (BCHL)



20 Janik Möser
Fr., D, 5-11, 191
Manheim, Germany
Muskegon Lumberjacks
(USHL)




21 Sam Jardine
Jr., D, 6-1, 205
Lacombe, Alberta
Camrose Kodiaks (AJHL)



23 Tyler Lundey
Jr., F, 5-10, 177
Middleton, Wis.
Dubuque Fighting Saints
(USHL)



24 Craig Dalrymple
Jr., D, 6-5, 210
Kippen, Ontario
Powell River Kings (BCHL)




25 Justin DaSilva
Sr., D, 6-6, 215
Cambridge, Ontario
Powell River Kings (BCHL)




26 Matt Johnson
Sr., F, 5-10, 190
Stillwater, Minn.
Tri-City Storm (USHL)



27 Blake Doerring
Jr., D, 6-3, 191
Chanassen, Minn.
Vermont (HE), Des Moines
Buccaneers (USHL)



30 Christian Frey
So., G, 5-10, 179
Arlington, Texas
Dubuque Fighting Saints
(USHL)



31 Matt Tompkins
So., G, 6-3, 193
Edmonton, Alberta
Sherwood Park Crusaders
(AJHL)



37 Nick Schilkey
So., F, 5-10, 173
Marysville, Mich.
Green Bay Gamblers (USHL)



44 Anthony Greco
Jr., F, 5-10, 171
Queens, N.Y.
Des Moines Buccaneers
(USHL)



47 Josh Healey
So., D, 6-0, 196
Edmonton, Alberta
Sherwood Park Crusaders
(AJHL)

UNIVERSITY FACTS

Location	Columbus, Ohio (pop. 1.7m)
Enrollment	57,466 (Columbus campus)
Founded	1870
Nickname	Buckeyes
Colors	Scarlet (PMS 200) and Gray (PMS 429)
Mascot	Brutus Buckeye
Fight Song	Across The Field
Affiliation	NCAA Division I
Conference	Big Ten
Interim President	Dr. Michael V. Drake (Stanford '74)
Faculty Representative	John Bruno (Pittsburgh '75)
University Information	614-292-OHIO

HOCKEY HISTORY

Arena/Capacity	Value City Arena/17,500
Surface	200' x 85'
First Year of Varsity Hockey	1963 (51 yrs.)
All-Time Record	821-841-140 (.494)
All-Time Conference Record	459-538-109 (.464)
Conference Championships	3 (CCHA & CCHA T '72, CCHA T '04)
NCAA Tourney Bids	6 (1998, '99, '03, '04, '05, '09)

TEAM FACTS

Head Coach	Steve Rohlik (Wisconsin '90)
OSU/Career and Conference Record	18-14-5/6-9-5-4
Year at OSU	Second
Associate Head Coach	Brett Larson (Minnesota Duluth '04)
Year at OSU	Second
Assistant Coach	Joe Exter (Merrimack '03)
Year at OSU	Fourth
Dir. of Hockey Ops.	Layne LeBel (Michigan Tech '94)
Year at OSU	Fourth
Athletic Trainer	Jeff Deits (Northern Colorado '07)
Equipment Manager	Tim Adams (Ohio State '97)
Secretary	Shelly Todd (Ohio State '96)
Hockey Office Phone/Fax	614-292-0820/688-5857
Letterwinners Returning	19 (9 F/7 D/3 G)
Letterwinners Lost	6 (5 F/1 D/0 G)
Non-Letterwinners Returning	1 (0 F/1 D/0 G)
Newcomers	7 (5 F/2 D/0 G)
2013-14 Overall Record	18-14-5
2013-14 Big Ten Record/Finish	6-9-5-4/4th
2013-14 Postseason	Big Ten Tournament Runner-Up

ATHLETICS COMMUNICATIONS

Assoc. AD for Communications	Dan Wallenberg
Director/Hockey Contact	Leann Parker
Email	parker.387@osu.edu
Phone	614-688-0294 (w)/614-266-4309 (c)
Twitter	@LeannBP_OSU
Website	OhioStateBuckeyes.com
Facebook	Facebook.com/OhioStateMensHockey
Twitter	Twitter.com/OhioState_MHKY
Instagram	@OhioState_MHKY

PRONUNCIATION GUIDE

Darik Angeli	an-JUH-lee
Victor Björkung	byour-KUNG
Clark Cristofoli	cris-TOFF-oh-lee
Blake Doerring	DEER-ing
Craig Dalrymple	DOLL-rim-pull
Christian Frey	FRY
Sam Jardine	jar-DEEN
Christian Lampasso	lamb-PASS-oh
Al McLean	muh-KLANE
Nick Oddo	OH-dough
Janik Möser	yah-NICK MOE-zer
Steve Rohlik	RAWL-ick
Matthew Weis	WHYSE

An audio file with pronunciations for the entire 2014-15 squad is available on [OhioStateBuckeyes.com](http://OhioStateBuckeyes.com/go.osu.edu/mhkypronunciations1415) and on each player's bio page on the site.

2014-15 ROSTER NUMERICAL

NO.	NAME	POS.	ELG.	HGT.	WGT.	S/C	AGE	HOMETOWN	PREVIOUS TEAM (LEAGUE)
1	Logan Davis	G	So.	5-11	165	L	20	Upper Arlington, Ohio	Ohio AAA Blue Jackets
4	Drew Brevig	D	So.	6-2	194	R	22	Lakeville, Minn.	Brookings Blizzard (NAHL)
5	Victor Björkung	D	Fr.	6-1	177	L	21	Stockholm, Sweden	Chicago Steel (USHL)
6	Clark Cristofoli	D	Sr.	5-10	185	L	22	Lewis Center, Ohio	Sioux Falls Stampede (USHL)
7	Al McLean	D	Sr.	6-2	190	L	23	Duluth, Minn.	Omaha Lancers (USHL)
8	Nicholas Jones	F	Fr.	5-11	177	R	18	Edmonton, Alberta	Sherwood Park Crusaders (AJHL)
9	Kevin Miller	F	Fr.	5-11	178	L	20	Stony Plain, Alberta	Fort McMurray Oil Barons (AJHL)
10	Darik Angeli	F	Sr.	6-3	198	R	23	Lakewood, Colo.	Tri-City Storm (USHL)
11	Christian Lampasso	F	Fr.	5-10	171	R	20	Amherst, N.Y.	Lincoln Stars (USHL)
14	Matthew Weis	F	Fr.	5-11	192	L	19	Freehold, N.J.	Green Bay Gamblers (USHL)
15	Nick Oddo	F	Sr.	6-0	178	R	24	Omaha, Neb.	Omaha Lancers (USHL)
16	Tanner Fritz (C)	F	Sr.	5-11	186	R	23	Grande Prairie, Alberta	Grand Prairie Storm (AJHL)
17	David Gust	F	So.	5-10	174	R	20	Orland Park, Ill.	Fargo Force (USHL)
18	Luke Stork	F	Fr.	6-0	186	L	19	Pittsburgh, Pa.	Youngstown Phantoms (USHL)
19	Chad Nidderly	F	Sr.	5-10	168	R	23	Penticton, British Columbia	Powell River Kings (BCHL)
20	Janik Möser	D	Fr.	5-11	191	L	18	Mannheim, Germany	Muskegon Lumberjacks (USHL)
21	Sam Jardine (A)	D	Jr.	6-1	205	L	21	Lacombe, Alberta	Camrose Kodiaks (AJHL)
23	Tyler Lundey	F	Jr.	5-10	177	L	23	Middleton, Wis.	Dubuque Fighting Saints (USHL)
24	Craig Dalrymple	D	Jr.	6-5	210	R	23	Kippen, Ontario	Powell River Kings (BCHL)
25	Justin DaSilva	D	Sr.	6-6	215	L	24	Cambridge, Ontario	Powell River Kings (USHL)
26	Matt Johnson (A)	F	Sr.	5-10	190	R	23	Stillwater, Minn.	Tri-City Storm (USHL)
27	Blake Doerring	D	Jr.	6-3	191	R	23	Chanhausen, Minn.	Univ. of Vermont/Des Moines (USHL)
30	Christian Frey	G	So.	5-10	179	L	21	Arlington, Texas	Dubuque Fighting Saints (USHL)
31	Matt Tomkins	G	So.	6-3	193	L	20	Sherwood Park, Alberta	Sherwood Park Crusaders (AJHL)
37	Nick Schilkey	F	So.	5-10	173	R	20	Marysville, Mich.	Green Bay Gamblers (USHL)
44	Anthony Greco	F	Jr.	5-10	171	R	21	Queens, N.Y.	Des Moines Buccaneers (USHL)
47	Josh Healey	D	So.	6-0	196	L	20	Edmonton, Alberta	Sherwood Park Crusaders (AJHL)

ROSTER BY POSITION

Forwards (13)

10	Darik Angeli
16	Tanner Fritz
44	Anthony Greco
17	David Gust
26	Matt Johnson
8	Nicholas Jones
11	Christian Lampasso
23	Tyler Lundey
9	Kevin Miller
19	Chad Nidderly
15	Nick Oddo
37	Nick Schilkey
18	Luke Stork
14	Matthew Weis

Defensemen (9)

5	Victor Björkung
4	Drew Brevig
6	Clark Cristofoli
24	Craig Dalrymple
25	Justin DaSilva
27	Blake Doerring
47	Josh Healey
21	Sam Jardine
7	Al McLean
20	Janik Möser

Goalies (3)

1	Logan Davis
30	Christian Frey
31	Matt Tomkins

ROSTER BY ELIGIBILITY

Seniors (8)

10	Darik Angeli, F
6	Clark Cristofoli, D
25	Justin DaSilva, D
16	Tanner Fritz, F
26	Matt Johnson, F
7	Al McLean, D
9	Chad Nidderly, F
15	Nick Oddo, F

Juniors (5)

27	Blake Doerring, D
21	Sam Jardine, D
23	Tyler Lundey, F
24	Craig Dalrymple, D
44	Anthony Greco, F

Sophomores (7)

4	Drew Brevig, D
1	Logan Davis, G
30	Christian Frey, G
9	David Gust, F
47	Josh Healey, D
37	Nick Schilkey, F
31	Matt Tomkins, G

Freshmen (7)

5	Victor Björkung, D
8	Nicholas Jones, F
11	Christian Lampasso, F
9	Kevin Miller, F
20	Janik Möser, D
18	Luke Stork, F
14	Matthew Weis, F

ROSTER BY STATE/ PROVINCE/COUNTRY

Alberta (6)

Tanner Fritz (Grande Prairie)
Josh Healey (Edmonton)
Sam Jardine (Lacombe)
Nicholas Jones (Edmonton)
Kevin Miller (Stony Plain)
Matt Tomkins (Sherwood Park)

Minnesota (4)

Drew Brevig (Lakeville)
Blake Doerring (Chanhausen)
Matt Johnson (Stillwater)
Al McLean (Duluth)
Clark Cristofoli (Lewis Center)
Logan Davis (Upper Arlington)

Ontario (2)

Craig Dalrymple (Kippen)
Justin DaSilva (Cambridge)

British Columbia (1)

Chad Nidderly (Penticton)

Colorado (1)

Darik Angeli

Germany (1)

Janik Möser (Mannheim)

Illinois (1)

David Gust (Orland Park)

Michigan (1)

Nick Schilkey (Marysville)

New York (1)

Anthony Greco (Queens)

Nebraska (1)

Christian Lampasso (Amherst)

Nebraska (1)

Nick Oddo (Omaha)

New Jersey (1)

Matthew Weis (Freehold)

Pennsylvania (1)

Luke Stork (Pittsburgh)

Wisconsin (1)

Tyler Lundey (Middleton)
Sweden (1)
Victor Björkung, Stockholm

ROSTER BY AGE

as of Oct. 1, 2014

24	Justin DaSilva
	Nick Oddo
23	Darik Angeli
	Craig Dalrymple
	Blake Doerring
	Tanner Fritz
	Matt Johnson
	Tyler Lundey
	Al McLean
	Chad Nidderly
22	Drew Brevig
	Clark Cristofoli
21	Victor Björkung
	Anthony Greco
	Sam Jardine
20	Logan Davis
	David Gust
	Josh Healey
	Christian Lampasso
	Kevin Miller
	Nick Schilkey
	Matt Tomkins
19	Luke Stork
	Matthew Weis
18	Nicholas Jones
	Janik Möser



10 DARIK ANGELI

Senior Forward
198 lbs, 6-3
Lakewood, Colo.
Tri-City Storm (USHL)

- Skated in first 15 games and 27 overall, 5G, 7A, 12P; +1 in 5 of last 7 games
- Missed 7 games with an injury suffered 12/5 at Michigan, returned to action 2/6 at Minnesota
- A, +1 3/7 vs. Minnesota and 3/14 at Wisconsin
- +1 in each game vs. Penn State 2/27-28
- GWG vs. Michigan 2/20, +1 at Michigan 2/22; 3 blocked shots in the series, with 2 in game one
- Assist vs. Wisconsin 2/14
- A 12/5 at Michigan
- G, A 11/29 at Notre Dame, marking 4th career 2-point night; +2 in the game; blocked 5 shots in tournament, with 3 vs. ND and 2 vs. Western Michigan 11/28
- 3rd period goal 11/21 vs. Michigan State
- PPG 11/8 vs. Omaha
- A 10/31 at Canisius and GWG in game two 11/1; +1 in each game
- Assist 10/18 at Miami, with 4 shots (1st assist since 12/28/13)
- +1 11/14 at Bowling Green, blocked 2 shots 11/15 vs. BG
- Played in 100th career game 10/10 vs. Providence

ANGELI CAREER STATS

	GP	G	A	P	Shots	P-PIM	+/-	PP	SH	GW
2011-12	32	7	8	15	58	13-26	-2	2	0	3
2012-13	31	4	1	5	33	10-20	-1	0	1	1
2013-14	36	9	4	13	83	12-24	+2	2	0	1
2014-15	27	5	7	12	52	10-20	+1	1	0	2
Total	126	25	20	45	226	45-90	0	5	1	8

ANGELI CAREER SINGLE-GAME HIGHS

Goals	2	11/18/11 at Michigan
Assists	1	20x, last 3/14/15 at Wisconsin
Points	2	4x, last 11/29/14 at Notre Dame
PIM	4	5x, last 2/20/15 vs. Michigan
Shots	6	10/25/13 vs. Robert Morris
+/-	+2	5x, last 11/29/14 at Notre Dame
Point streak	4 games	2x, last 10/15/13-10/29/13 (3g,2a)

Date	Opponent	Score	G	A	Pts	Sh	Sh%	+/-	Pen-Min	PP	SH	EN	GW	GT	Hat	UA	Blk
Oct 10, 2014	PROVIDENCE	5-4	0	0	0	1	.000	-1	1-2	0	0	0	0	0	0	0	0
Oct 11, 2014	PROVIDENCE	1-2	0	0	0	1	.000	0	0-0	0	0	0	0	0	0	0	0
Oct 17, 2014	MIAMI	1-5	0	0	0	2	.000	0	0-0	0	0	0	0	0	0	0	0
Oct 18, 2014	at Miami	1-2	0	1	1	4	.000	-1	0-0	0	0	0	0	0	0	0	1
Oct 31, 2014	at Canisius	3-3	0	1	1	0	.000	+1	0-0	0	0	0	0	0	0	0	2
Nov 01, 2014	at Canisius	4-1	1	0	1	3	.091	+1	1-2	0	0	0	1	0	0	0	1
Nov 07, 2014	OMAHA	1-4	0	0	0	0	.091	0	1-2	0	0	0	0	0	0	0	0
Nov 08, 2014	OMAHA	3-4	1	0	1	3	.143	-3	0-0	1	0	0	0	0	0	0	1
Nov 14, 2014	at Bowling Green	3-2	0	0	0	1	.133	+1	0-0	0	0	0	0	0	0	0	0
Nov 15, 2014	BOWLING GREEN	2-3	0	0	0	3	.111	0	0-0	0	0	0	0	0	0	0	2
Nov 20, 2014	MICHIGAN STATE	1-3	0	0	0	4	.091	0	0-0	0	0	0	0	0	0	0	0
Nov 21, 2014	MICHIGAN STATE	3-0	1	0	1	3	.120	+1	0-0	0	0	0	0	0	0	0	1
Nov 28, 2014	vs Western Michigan	2-6	0	0	0	2	.111	-1	1-2	0	0	0	0	0	0	0	2
Nov 29, 2014	at Notre Dame	5-1	1	1	2	1	.143	+2	0-0	0	0	0	0	0	0	0	3
Dec 05, 2014	at Michigan	3-8	0	1	1	0	.143	0	0-0	0	0	0	0	0	0	0	1
Feb 06, 2015	at Minnesota	2-4	0	0	0	4	.125	0	1-2	0	0	0	0	0	0	0	0
Feb 07, 2015	at Minnesota	2-6	0	0	0	1	.121	-2	1-2	0	0	0	0	0	0	0	0
Feb 13, 2015	WISCONSIN	2-1	0	0	0	2	.114	0	0-0	0	0	0	0	0	0	0	1
Feb 14, 2015	WISCONSIN	2-3	0	1	1	0	.114	0	0-0	0	0	0	0	0	0	0	0
Feb 20, 2015	MICHIGAN	5-3	1	0	1	1	.139	0	2-4	0	0	0	1	0	0	1	2
Feb 22, 2015	at Michigan	2-5	0	0	0	3	.128	+1	0-0	0	0	0	0	0	0	0	1
Feb 27, 2015	PENN STATE	5-3	0	0	0	2	.122	+1	1-2	0	0	0	0	0	0	0	2
Feb 28, 2015	PENN STATE	5-3	0	0	0	1	.119	+1	0-0	0	0	0	0	0	0	0	0
Mar 06, 2015	MINNESOTA	2-4	0	0	0	1	.116	-1	1-2	0	0	0	0	0	0	0	1
Mar 07, 2015	MINNESOTA	5-2	0	1	1	4	.106	+1	0-0	0	0	0	0	0	0	0	1
Mar 13, 2015	at Wisconsin	2-2	0	0	0	1	.104	-1	0-0	0	0	0	0	0	0	0	0
Mar 14, 2015	at Wisconsin	2-0	0	1	1	4	.096	+1	0-0	0	0	0	0	0	0	0	0
			5	7	12	52	.096	+1	10-20	1	0	0	2	0	0	1	22

Games played: 27
Shots per game: 1.93; Goals per game: 0.19
Assists per game: 0.26; Points per game: 0.44



5 VICTOR BJÖRKUNG

Freshman Defenseman
177 lbs, 6-1
Stockholm, Sweden
Chicago Steel (USHL)

- Skated in 17 games; 2G, 1A, 3P; skated at forward in series at Michigan State 1/23-24, at Minnesota 2/6-7, vs. Wisconsin 2/13-14 and vs. Minnesota 3/7
- PPG 2/7 at Minnesota, +1 in game one at Minnesota 2/6
- Assist 1/16 vs. Michigan
- +1 12/5 at Michigan
- 1st career G and point 11/29 at Notre Dame; +1 in the game
- 4 shot blocks 10/18 at Miami and 7 on the year
- 1st career game was 10/11 vs. Providence, +1 in the game

BJÖRKUNG CAREER STATS


	GP	G	A	P	Shots	P-PIM	+/-	PP	SH	GW
2014-15	17	2	1	3	19	6-12	+1	1	0	0
Total	17	2	1	3	19	6-12	+1	1	0	0

BJÖRKUNG CAREER SINGLE-GAME HIGHS

Goals	1	2x, last 2/7/15 at Minnesota
Assists	1	1/16/15 vs. Michigan
Points	1	3x, last 2/7/15 at Minnesota
Shots	2	7x, last 2/7/15 at Minnesota
PIM	4	11/8/14 vs. Omaha
+/-	+1	4x, last 2/6/15 at Minnesota
Blocks	4	10/18/14 at Miami
+/-	+4	1/31/14 vs. Penn State
Blocks	5	2x, last 1/25/14 at Wisconsin
Point streak	4 games	10/15/13-10/29/13 (1g, 3a)

Date	Opponent	Score	G	A	Pts	Sh	Sh%	+/-	Pen-Min	PP	SH	EN	GW	GT	Hat	UA	Blk
Oct 11, 2014	PROVIDENCE	1-2	0	0	0	0	.000	+1	1-2	0	0	0	0	0	0	0	1
Oct 18, 2014	at Miami	1-2	0	0	0	2	.000	0	1-2	0	0	0	0	0	0	0	4
Nov 01, 2014	at Canisius	4-1	0	0	0	2	.000	0	1-2	0	0	0	0	0	0	0	0
Nov 08, 2014	OMAHA	3-4	0	0	0	1	.000	0	2-4	0	0	0	0	0	0	0	1
Nov 15, 2014	BOWLING GREEN	2-3	0	0	0	0	.000	-1	0-0	0	0	0	0	0	0	0	0
Nov 29, 2014	at Notre Dame	5-1	1	0	1	2	.143	+1	0-0	0	0	0	0	0	0	0	0
Dec 05, 2014	at Michigan	3-8	0	0	0	2	.111	+1	0-0	0	0	0	0	0	0	0	1
Jan 02, 2015	at Mercyhurst Univ.	6-3	0	0	0	2	.091	-1	0-0	0	0	0	0	0	0	0	0
Jan 03, 2015	at Mercyhurst Univ.	2-2	0	0	0	0	.091	0	0-0	0	0	0	0	0	0	0	0
Jan 16, 2015	MICHIGAN	6-10	0	1	1	1	.083	0	0-0	0	0	0	0	0	0	0	0
Jan 23, 2015	at Michigan State	1-4	0	0	0	2	.071	-1	0-0	0	0	0	0	0	0	0	0
Jan 24, 2015	at Michigan State	0-2	0	0	0	0	.071	0	0-0	0	0	0	0	0	0	0	0
Feb 06, 2015	at Minnesota	2-4	0	0	0	1	.087	+1	0-0	0	0	0	0	0	0	0	0
Feb 07, 2015	at Minnesota	2-6	1	0	1	2	.118	0	1-2	1	0	0	0	0	0	0	0
Feb 13, 2015	WISCONSIN	2-1	0	0	0	0	.118	0	0-0	0	0	0	0	0	0	0	0
Feb 14, 2015	WISCONSIN	2-3	0	0	0	1	.111	0	0-0	0	0	0	0	0	0	0	0
Mar 07, 2015	MINNESOTA	5-2	0	0	0	1	.105	0	0-0	0	0	0	0	0	0	0	0
			2	1	3	19	.105	+1	6-12	1	0	0	0	0	0	0	7

Games played: 17
Shots per game: 1.12; Goals per game: 0.12
Assists per game: 0.06; Points per game: 0.18



4 DREW BREVIG

Sophomore Defenseman
194 lbs, 6-2
Lakeville, Minn.
Brookings Blizzard (NAHL)

2014 Ohio State Scholar-Athlete
2014 Big Ten All-Freshman Team
2014 Big Ten All-Tournament Team

- Played in 28 of 34 games (DNP 11/29 at Notre Dame, 2/20&22 vs. Michigan, 2/28 vs. Penn State, 3/7 vs. Minnesota, 3/13 at Wisconsin), G, 6A, 7P, 42 blocked shots; skated at forward in 5 games (Mercyhurst 1/2-3, Penn State 1/9-10, Michigan 1/16, Wisconsin 3/14)
- 2A, +2 and 3 blocked shots 2/14 vs. Wisconsin; 3rd career 2A and 2P game, first since 2/15/14 vs. UW
- Blocked 5 shots 2/6 at Minnesota
- Assist vs. Michigan 1/16
- Assist in game 1 at Mercyhurst 1/2, with +1 mark
- +1 1/9 at Penn State
- Assist Nov. 21 vs. Michigan State
- +1 11/15 vs. Bowling Green, 3 blocked shots in game 1 11/14
- +4 in series at Canisius 10/31-11/1, with +3 mark in game 2; 2 shot blocks in each game
- PPG 10/17 vs. Miami; 9 blocked shots in the series, with 4 in game 1, 5 in game 2
- Assist 10/10 vs. Providence; Blocked 5 shots in series (2 10/10, 3 10/11)
- Played in 50th career game 1/3 at Mercyhurst

BREVIG CAREER STATS

	GP	G	A	P	Shots	P-PIM	+/-	PP	SH	GW
2013-14	34	3	14	17	56	10-20	+16	2	0	1
2014-15	28	1	6	7	45	7-14	-7	1	0	0
Total	62	4	20	24	101	17-34	+9	3	0	1

BREVIG CAREER SINGLE-GAME HIGHS

Goals 1 4x, last 10/17/14 vs. Miami
 Assists 2 3x, last 2/14/15 vs. Wisconsin
 Points 2 3x, last 2/14/15 vs. Wisconsin
 Shots 4 5x, last 10/31/14 at Canisius
 PIM 4 2x, last 1/3/15 at Mercyhurst
 +/- +4 1/31/14 vs. Penn State
 Blocks 5 4x, last 2/6/15 at Minnesota
 Point streak 4 games 10/15/13-10/29/13 (1g, 3a)

Date	Opponent	Score	G	A	Pts	Sh	Sh%	+/-	Pen-Min	PP	SH	EN	GW	GT	Hat	UA	Blk
Oct 10, 2014	PROVIDENCE	5-4	0	1	1	1	.000	0	0-0	0	0	0	0	0	0	0	2
Oct 11, 2014	PROVIDENCE	1-2	0	0	0	1	.000	-2	0-0	0	0	0	0	0	0	0	3
Oct 17, 2014	MIAMI	1-5	1	0	1	4	.167	-2	1-2	1	0	0	0	0	0	0	4
Oct 18, 2014	at Miami	1-2	0	0	0	0	.167	0	0-0	0	0	0	0	0	0	0	5
Oct 31, 2014	at Canisius	3-3	0	0	0	4	.100	+1	0-0	0	0	0	0	0	0	0	2
Nov 01, 2014	at Canisius	4-1	0	0	0	2	.083	+3	1-2	0	0	0	0	0	0	0	2
Nov 07, 2014	OMAHA	1-4	0	0	0	1	.077	0	0-0	0	0	0	0	0	0	0	1
Nov 08, 2014	OMAHA	3-4	0	0	0	1	.071	-2	0-0	0	0	0	0	0	0	0	1
Nov 14, 2014	at Bowling Green	3-2	0	0	0	1	.067	0	0-0	0	0	0	0	0	0	0	3
Nov 15, 2014	BOWLING GREEN	2-3	0	0	0	2	.059	+1	1-2	0	0	0	0	0	0	0	1
Nov 20, 2014	MICHIGAN STATE	1-3	0	0	0	1	.056	0	0-0	0	0	0	0	0	0	0	0
Nov 21, 2014	MICHIGAN STATE	3-0	0	1	1	2	.050	0	1-2	0	0	0	0	0	0	0	0
Nov 28, 2014	vs Western Michigan	2-6	0	0	0	2	.045	-2	0-0	0	0	0	0	0	0	0	0
Dec 05, 2014	at Michigan	3-8	0	0	0	1	.043	0	0-0	0	0	0	0	0	0	0	1
Jan 02, 2015	at Mercyhurst Univ.	6-3	0	1	1	1	.042	+1	0-0	0	0	0	0	0	0	0	0
Jan 03, 2015	at Mercyhurst Univ.	2-2	0	0	0	1	.040	0	2-4	0	0	0	0	0	0	0	1
Jan 09, 2015	at Penn State	5-4	0	0	0	2	.037	+1	0-0	0	0	0	0	0	0	0	0
Jan 10, 2015	at Penn State	1-4	0	0	0	2	.034	-2	0-0	0	0	0	0	0	0	0	0
Jan 16, 2015	MICHIGAN	6-10	0	1	1	3	.031	-1	0-0	0	0	0	0	0	0	0	1
Jan 23, 2015	at Michigan State	1-4	0	0	0	2	.029	0	0-0	0	0	0	0	0	0	0	0
Jan 24, 2015	at Michigan State	0-2	0	0	0	3	.027	0	0-0	0	0	0	0	0	0	0	2
Feb 06, 2015	at Minnesota	2-4	0	0	0	0	.027	0	0-0	0	0	0	0	0	0	0	5
Feb 07, 2015	at Minnesota	2-6	0	0	0	1	.026	-2	1-2	0	0	0	0	0	0	0	0
Feb 13, 2015	WISCONSIN	2-1	0	0	0	2	.025	0	0-0	0	0	0	0	0	0	0	1
Feb 14, 2015	WISCONSIN	2-3	0	2	2	2	.024	-2	0-0	0	0	0	0	0	0	0	3
Feb 27, 2015	PENN STATE	5-3	0	0	0	2	.023	+1	0-0	0	0	0	0	0	0	0	1
Mar 06, 2015	MINNESOTA	2-4	0	0	0	0	.023	-2	0-0	0	0	0	0	0	0	0	2
Mar 14, 2015	at Wisconsin	2-0	0	0	0	1	.022	0	0-0	0	0	0	0	0	0	0	1
Totals			1	6	7	45	.022	-7	7-14	1	0	0	0	0	0	0	42

Games played: 28
Shots per game: 1.61; Goals per game: 0.04
Assists per game: 0.21; Points per game: 0.25



6 CLARK CRISTOFOLI

Senior Defenseman
185 lbs, 5-10
Lewis Center, Ohio
Sioux Falls Stampede (USHL)

- Played in 8 games - 10/10 vs. Providence, 10/18 at Miami, 11/21 vs. Michigan State, 11/28 vs. Western Michigan, 1/16 vs. Michigan, 3/7 vs. Minnesota, 3/13-14 at Wisconsin
- Scored in 10th round of shootout at Wisconsin 3/13 to clinch victory for Ohio State; A in game two at UW 3/14, with +1 mark
- Assist, +1 3/7 vs. Minnesota
- Blocked 3 shots vs. the Friars and RedHawks

CRISTOFOLI CAREER STATS

	GP	G	A	P	Shots	P-PIM	+/-	PP	SH	GW
2011-12	16	0	1	1	9	1-2	-8	0	0	0
2012-13	9	0	3	3	0	3-6	+4	0	0	0
2013-14	9	1	1	2	4	0-0	+2	0	0	0
2014-15	8	0	2	2	5	1-2	-4	0	0	0
Total	42	1	7	8	18	5-10	-6	0	0	0

CRISTOFOLI CAREER SINGLE-GAME HIGHS

Goals 1 3/22/14 vs. Wisconsin
 Assists 1 7x, last 3/14/15 at Wisconsin
 Points 2 3/22/14 vs. Wisconsin
 Shots 3 3/3/12 at Notre Dame
 PIM 2 5x, last 11/21/14 vs. Michigan State
 +/- +2 2x, last 3/22/14 vs. Wisconsin
 Blocks 4 10/26/13 at Robert Morris

Date	Opponent	Score	G	A	Pts	Sh	Sh%	+/-	Pen-Min	PP	SH	EN	GW	GT	Hat	UA	Blk
Oct 10, 2014	PROVIDENCE	5-4	0	0	0	0	.000	-1	0-0	0	0	0	0	0	0	0	3
Oct 18, 2014	at Miami	1-2	0	0	0	0	.000	-2	0-0	0	0	0	0	0	0	0	0
Nov 21, 2014	MICHIGAN STATE	3-0	0	0	0	1	.000	+1	1-2	0	0	0	0	0	0	0	1
Nov 28, 2014	vs Western Michigan	2-6	0	0	0	0	.000	-2	0-0	0	0	0	0	0	0	0	1
Jan 16, 2015	MICHIGAN	6-10	0	0	0	1	.000	-2	0-0	0	0	0	0	0	0	0	0
Mar 07, 2015	MINNESOTA	5-2	0	1	1	0	.000	+1	0-0	0	0	0	0	0	0	0	0
Mar 13, 2015	at Wisconsin	2-2	0	0	0	1	.000	0	0-0	0	0	0	0	0	0	0	0
Mar 14, 2015	at Wisconsin	2-0	0	1	1	2	.000	+1	0-0	0	0	0	0	0	0	0	1
Totals			0	2	2	5	.000	-4	1-2	0	0	0	0	0	0	0	9

Games played: 8
Shots per game: 0.62; Goals per game: 0.00
Assists per game: 0.25; Points per game: 0.25



24 CRAIG DALRYMPLE

Junior Defenseman
210 lbs, 6-5
Kippen, Ontario
Powell River Kings (BCHL)



25 JUSTIN DASILVA

Senior Defenseman
215 lbs, 6-6
Cambridge, Ontario
Powell River Kings (BCHL)

2015 Bucks Go Pro intern
2013 CCHA All-Rookie Team Honorable Mention
2014 Academic All-Big Ten
2013, 2014 Ohio State Scholar-Athlete

- Skated in last 26 games; missed first 8 games of the year and last 18 games of 2013-14 with injury; 2G, 5A, 7P
- +7 in last 6 games combined, with 3 +2 marks and one +1 game
- 3rd on team with 47 blocks; 1.81 per game ranks 6th in B1G
- Goal in each game vs. Minnesota 3/6-7, including GWG in game two; +1 in game one, +2 in game two
- +2 in each game vs. Penn State 2/27-28; A in game one
- 7 blocks and +1 mark in win over Michigan 2/20
- Assist 2/7 at Minnesota, 4 blocks in each game vs. the Gophers 2/6-7
- +2 1/9 at Penn State, 3 blocks in game two 1/10 vs. PSU
- Assist 1/3 at Mercyhurst
- Assist, +1 and 5 blocks 11/29 at Notre Dame
- Assist, +1 11/14 at Bowling Green; 8 blocks in the series, with 6 in game 2 11/15 at home
- +1 and 3 shot blocks 11/21 vs. Michigan State

DALRYMPLE CAREER STATS

	GP	G	A	P	Shots	P-PIM	+/-	PP	SH	GW
2012-13	40	3	14	17	84	3-6	+6	2	0	0
2013-14	14	0	6	6	20	2-4	+11	0	0	0
2014-15	26	2	5	7	45	4-8	+5	0	0	0
Total	79	5	25	30	149	9-18	+22	2	0	0

DALRYMPLE CAREER SINGLE-GAME AND CAREER HIGHS

Goals	1	5x, last 3/7/15 vs. Minnesota
Assists	2	10/29/13 vs. Bowling Green
Points	2	2x, last 10/29/13 vs. Bowling Green
Shots	7	11/17/12 vs. Northern Michigan
PIM	2	9x, last 3/7/15 vs. Minnesota
+/-	+3	5x, last 12/29/13 vs. Mercyhurst
Blocks	7	2/20/15 vs. Michigan

Date	Opponent	Score	G	A	Pts	Sh	Sh%	+/-	Pen-Min	PP	SH	EN	GW	GT	Hat	UA	Blk
Nov 14, 2014	at Bowling Green	3-2	0	1	1	4	.000	+1	0-0	0	0	0	0	0	0	0	2
Nov 15, 2014	BOWLING GREEN	2-3	0	0	0	2	.000	0	0-0	0	0	0	0	0	0	0	6
Nov 20, 2014	MICHIGAN STATE	1-3	0	0	0	3	.000	0	0-0	0	0	0	0	0	0	0	1
Nov 21, 2014	MICHIGAN STATE	3-0	0	0	0	1	.000	+1	1-2	0	0	0	0	0	0	0	3
Nov 28, 2014	vs Western Michigan	2-6	0	0	0	0	.000	-2	1-2	0	0	0	0	0	0	0	1
Nov 29, 2014	at Notre Dame	5-1	0	1	1	2	.000	+1	0-0	0	0	0	0	0	0	0	5
Dec 05, 2014	at Michigan	3-8	0	0	0	2	.000	-2	1-2	0	0	0	0	0	0	0	1
Jan 02, 2015	at Mercyhurst Univ.	6-3	0	0	0	4	.000	0	0-0	0	0	0	0	0	0	0	0
Jan 03, 2015	at Mercyhurst Univ.	2-2	0	1	1	2	.000	0	0-0	0	0	0	0	0	0	0	1
Jan 09, 2015	at Penn State	5-4	0	0	0	0	.000	+2	0-0	0	0	0	0	0	0	0	1
Jan 10, 2015	at Penn State	1-4	0	0	0	0	.000	0	0-0	0	0	0	0	0	0	0	3
Jan 16, 2015	MICHIGAN	6-10	0	0	0	0	.000	0	0-0	0	0	0	0	0	0	0	1
Jan 23, 2015	at Michigan State	1-4	0	0	0	2	.000	-1	0-0	0	0	0	0	0	0	0	2
Jan 24, 2015	at Michigan State	0-2	0	0	0	2	.000	-1	0-0	0	0	0	0	0	0	0	1
Feb 06, 2015	at Minnesota	2-4	0	0	0	0	.000	0	0-0	0	0	0	0	0	0	0	4
Feb 07, 2015	at Minnesota	2-6	0	1	1	1	.000	0	0-0	0	0	0	0	0	0	0	4
Feb 13, 2015	WISCONSIN	2-1	0	0	0	4	.000	0	0-0	0	0	0	0	0	0	0	1
Feb 14, 2015	WISCONSIN	2-3	0	0	0	3	.000	-1	0-0	0	0	0	0	0	0	0	0
Feb 20, 2015	MICHIGAN	5-3	0	0	0	0	.000	+1	0-0	0	0	0	0	0	0	0	7
Feb 22, 2015	at Michigan	2-5	0	0	0	2	.000	-1	0-0	0	0	0	0	0	0	0	0
Feb 27, 2015	PENN STATE	5-3	0	1	1	1	.000	+2	0-0	0	0	0	0	0	0	0	0
Feb 28, 2015	PENN STATE	5-3	0	0	0	3	.000	+2	0-0	0	0	0	0	0	0	0	1
Mar 06, 2015	MINNESOTA	2-4	1	0	1	3	.024	+1	0-0	0	0	0	0	0	0	0	1
Mar 07, 2015	MINNESOTA	5-2	1	0	0	2	.047	+2	1-2	0	0	0	0	1	0	0	0
Mar 13, 2015	at Wisconsin	2-2	0	0	0	1	.045	0	0-0	0	0	0	0	0	0	0	0
Mar 14, 2015	at Wisconsin	2-0	0	0	0	1	.044	0	0-0	0	0	0	0	0	0	0	1
Totals			2	5	7	45	.044	+5	4-8	0	0	0	0	1	0	0	47

Games played: 26
Shots per game: 1.73; Goals per game: 0.08
Assists per game: 0.19; Points per game: 0.27

2013, 2014 Academic All-Big Ten
2012, 2013, 2014 Ohio State Scholar-Athlete
2014 Big Ten Distinguished Scholar

- Played in 25 games, with G, 4A, 5P; Missed 3 games with an upper body injury (1/9-10 at PSU, 1/16 vs. UM); +1 in each of last 3 games and in 4 of last 5
- 1st on team with 57 blocked shots, with 5 in 4 games (10/10 vs. PC, 10/17 vs. MIA, 11/8 vs. Omaha, 3/13 at Wisconsin) and 4 in 3 games (10/11 vs. PC, 2/14 vs. Wisconsin, 3/14 at Wisconsin); Averaging 2.28 blocks a game (led NCAA in 2013-14 with 2.74/game), has not played minimum percentage to rank among NCAA leaders this year, but would be among B1G Top 3
- Blocked 9 shots and was +1 in each game at Wisconsin 3/13-14; 5 blocks in game 1, 4 in game 2
- 2P in sweep of Penn State 2/27-28; Assist in game one, Goal, +1 in game two (first goal since 12/28/13 vs. Mercyhurst)
- Assist, +1 1/2 at Mercyhurst
- Helper 11/7 vs. Omaha, 5 blocks in game two 11/8
- A 10/31 at Canisius; +1 in game two 11/1
- +1 3/7 vs. Minnesota and 11/29 at Notre Dame
- Blocked 9 shots in series vs. Providence 10/10-11, 5 in game 1 and 4 in game 2; +1 in first game
- Played in 100th career game 11/1 at Canisius

DASILVA CAREER STATS

	GP	G	A	P	Shots	P-PIM	+/-	PP	SH	GW
2011-12	24	0	4	4	25	9-18	+1	0	0	0
2012-13	40	1	2	3	48	15-30	-3	0	0	0
2013-14	31	4	6	10	41	7-14	+2	0	0	0
2014-15	25	1	4	5	22	12-46	0	0	0	0
Total	120	6	16	22	136	43-108	0	0	0	0

DASILVA CAREER SINGLE-GAME AND CAREER HIGHS

Goals	1	6x, last 2/28/15 vs. Penn State
Assists	1	16x, last 2/27/15 vs. Penn State
Points	2	2x, last 12/28/13 vs. Mercyhurst
PIM	17	2x, last 11/29/14 at Notre Dame
Shots	5	12/28/13 vs. Mercyhurst
+/-	+2	8x, last 2/15/14 vs. Wisconsin
Blocks	6	2x, last 3/7/14 vs. Minnesota

Date	Opponent	Score	G	A	Pts	Sh	Sh%	+/-	Pen-Min	PP	SH	EN	GW	GT	Hat	UA	Blk
Oct 10, 2014	PROVIDENCE	5-4	0	0	0	2	.000	+1	0-0	0	0	0	0	0	0	0	5
Oct 11, 2014	PROVIDENCE	1-2	0	0	0	0	.000	0	1-2	0	0	0	0	0	0	0	4
Oct 17, 2014	MIAMI	1-5	0	0	0	0	.000	0	3-17	0	0	0	0	0	0	0	5
Oct 31, 2014	at Canisius	3-3	0	1	1	2	.000	0	1-2	0	0	0	0	0	0	0	3
Nov 01, 2014	at Canisius	4-1	0	0	0	0	.000	+1	0-0	0	0	0	0	0	0	0	2
Nov 07, 2014	OMAHA	1-4	0	1	1	0	.000	0	0-0	0	0	0	0	0	0	0	1
Nov 08, 2014	OMAHA	3-4	0	0	0	0	.000	-1	0-0	0	0	0	0	0	0	0	5
Nov 14, 2014	at Bowling Green	3-2	0	0	0	0	.000	-1	0-0	0	0	0	0	0	0	0	3
Nov 20, 2014	MICHIGAN STATE	1-3	0	0	0	2	.000	-2	0-0	0	0	0	0	0	0	0	1
Nov 29, 2014	at Notre Dame	5-1	0	0	0	0	.000	+1	3-17	0	0	0	0	0	0	0	0
Nov 02, 2015	at Mercyhurst Univ.	6-3	0	1	1	1	.000	+1	0-0	0	0	0	0	0	0	0	2
Jan 03, 2015	at Mercyhurst Univ.	2-2	0	0	0	2	.000	0	0-0	0	0	0	0	0	0	0	1
Jan 23, 2015	at Michigan State	1-4	0	0	0	0	.000	-1	1-2	0	0	0	0	0	0	0	3
Jan 24, 2015	at Michigan State	0-2	0	0	0	1	.000	0	0-0	0	0	0	0	0	0	0	1
Feb 07, 2015	at Minnesota	2-6	0	0	0	1	.000	0	0-0	0	0	0	0	0	0	0	0
Feb 13, 2015	WISCONSIN	2-1	0	0	0	1	.000	0	0-0	0	0	0	0	0	0	0	0
Feb 14, 2015	WISCONSIN	2-3	0	0	0	2	.000	-1	0-0	0	0	0	0	0	0	0	4
Feb 20, 2015	MICHIGAN	5-3	0	0	0	1	.000	0	0-0	0	0	0	0	0	0	0	0
Feb 22, 2015	at Michigan	2-5	0	0	0	1	.000	-2	1-2	0	0	0	0	0	0	0	3
Feb 27, 2015	PENN STATE	5-3	1	0	1	1	.000	0	0-0	0	0	0	0	0	0	0	1
Feb 28, 2015	PENN STATE	5-3	1	0	1	2	.053	+1	0-0	0	0	0	0	0	0	0	2
Mar 06, 2015	MINNESOTA	2-4	0	0	0	1	.050	0	0-0	0	0	0	0	0	0	0	2
Mar 07, 2015	MINNESOTA	5-2	0	0	0	2	.045	+1	1-2	0	0	0	0	0	0	0	0
Mar 13, 2015	at Wisconsin	2-2	0	0	0	0	.045	+1	1-2	0	0	0	0	0	0	0	5
Mar 14, 2015	at Wisconsin	2-0	0	0	0	0	.045	+1	0-0	0	0	0	0	0	0	0	4
Totals			1	4	5	22	.045	0	12-46	0	0	0	0	0	0	0	57

Games played: 25
Shots per game: 0.88; Goals per game: 0.04
Assists per game: 0.16; Points per game: 0.20



1 LOGAN DAVIS

Sophomore Goaltender
165 lbs, 5-11
Upper Arlington, Ohio
Ohio AAA Blue Jackets

- Saw action in 2 games
- Played 24:49 vs. Michigan 1/16, with 6 saves; stopped penalty shot attempt by Zach Hyman
- Played 18:49 in relief at Michigan 12/5, stopping all 5 shots he faced

DAVIS CAREER STATS

	GP/GS	MIN	GA	GAA	Svs	Svpct	W-L-T
2013-14	5/4	298:40	11	2.21	110	.909	3-2-0
2014-15	2/0	43:38	2	2.75	11	.846	0-0-0
Total	7/4	342:18	13	2.28	121	.903	3-2-0

DAVIS CAREER SINGLE-GAME HIGHS

Saves, Game	34	11/29/13 at Michigan
Shutouts	1	11/15/13 vs. Canisius (20 saves)
Penalty Shots Faced	2	1/16/15 vs. Michigan (Zach Hyman/save) 11/29/13 at Michigan (Evan Allen/save)



27 BLAKE DOERRING

Junior Defenseman
191 lbs, 6-3
Chanhassen, Minn.
Univ. of Vermont (HE)/Des Moines (USHL)

2015 Bucks Go Pro intern
2014 Ohio State Scholar-Athlete

- Played in 9 games, skated at forward 1/23-24 at Michigan State; 1G, 16 blocked shots
- Team season-high 8 blocks 1/9 at Penn State, 2 blocks in game two 1/10
- Played in both games at Mercyhurst 1/2-3; +3 in game 1, blocked a shot in each game
- Skated in first game as a Buckeye 10/18 vs. Miami, blocking 1 shot
- Scored first goal as a Buckeye 11/29 at Notre Dame, +1 in the game; skated as a forward

DOERRING CAREER STATS

	GP	G	A	P	Shots	P-PIM	+/-	PP	SH	GW
2011-12*	29	1	3	4	n/a	8-16	n/a	0	0	0
2012-13*	4	0	0	0	n/a	1-2	n/a	0	0	0
2013-14	DNP - Transfer year									
2014-15	9	1	0	1	5	2-4	+1	0	0	0
OSU Total	9	1	0	1	5	2-4	+1	0	0	0
Total	42	2	3	5	--	10-20	--	0	0	0

DOERRING OHIO STATE SINGLE-GAME HIGHS

Goals	1	11/29/14 at Notre Dame
Points	1	11/29/14 at Notre Dame
Shots	2	11/29/14 at Notre Dame
PIM	2	2x, 1/16/15 vs. Michigan
+/-	+3	1/2/15 at Mercyhurst
Blocks	8	1/9/15 at Penn State

*at Vermont (2-point game 11/18/11 at Boston University)

Date	Opponent	Score	Minutes	GA	GAAvg	Saves	Save%	W	L	T	PP	SH	EN	PN	SO
Dec 05, 2014	at Michigan	3-8	18:49	0	0.00	5	1.000	0	0	0	0	0	0	0	0
Jan 16, 2015	MICHIGAN	6-10	24:49	2	2.75	6	.846	0	0	0	0	0	0	0	0
Totals			43:38	2	2.75	11	.846	0	0	0	0	0	0	0	0

Date	Opponent	Score	G	A	Pts	Sh	Sh%	+/-	Pen-Min	PP	SH	EN	GW	GT	Hat	UA	Blk
Oct 18, 2014	at Miami	1-2	0	0	0	0	.000	-2	0-0	0	0	0	0	0	0	0	1
Nov 29, 2014	at Notre Dame	5-1	1	0	1	2	.500	+1	0-0	0	0	0	0	0	0	0	2
Jan 02, 2015	at Mercyhurst Univ.	6-3	0	0	0	1	.333	+3	0-0	0	0	0	0	0	0	0	1
Jan 03, 2015	at Mercyhurst Univ.	2-2	0	0	0	0	.333	0	0-0	0	0	0	0	0	0	0	1
Jan 08, 2015	at Penn State	5-4	0	0	0	1	.250	0	0-0	0	0	0	0	0	0	0	8
Jan 10, 2015	at Penn State	1-4	0	0	0	0	.250	-1	1-2	0	0	0	0	0	0	0	2
Jan 16, 2015	MICHIGAN	6-10	0	0	0	0	.250	-1	1-2	0	0	0	0	0	0	0	1
Jan 23, 2015	at Michigan State	1-4	0	0	0	0	.250	0	0-0	0	0	0	0	0	0	0	0
Jan 24, 2015	at Michigan State	0-2	0	0	0	1	.200	0	0-0	0	0	0	0	0	0	0	0
			1	0	1	5	.200	+1	2-4	0	0	0	0	0	0	0	16

Games played: 9
Shots per game: 0.56; Goals per game: 0.11
Assists per game: 0.00; Points per game: 0.11



30 CHRISTIAN FREY

Sophomore Goaltender
179 lbs, 5-10
Arlington, Texas
Dubuque Fighting Saints (USHL)

- Started 22 games, including 17 of last 20; 3.17 gaa, .906 sv%; 3 games with 45+ saves
- 4 saves, including one to open 10th round, in Buckeyes' shootout win at Wisconsin 3/13
- 22 saves on 24 shots in 5-2 win over Minnesota 3/7 and in 2-2 OT tie at Wisconsin 3/13
- 46 saves in 5-3 win vs. Penn State 2/27
- 36 saves in win vs. Michigan 2/20
- 22 saves on 23 shots in 2-1 win over Wisconsin 2/13, with 25 saves on 28 shots in game two 2/14
- 38 saves at Minnesota 2/6
- 53 saves in 5-4 OT win at Penn State 1/9, 31 saves in game 2 loss 1/10
- 24 saves in 2-2 OT tie at Mercyhurst 1/3
- 29 saves on 30 shots in win at Notre Dame 11/29 to earn B1G Second Star of the Week accolades
- 60 saves on 62 shots at Miami 10/18 to earn B1G Second Star of the Week honors; 60 saves were 6 shy of OSU record set in 1964; 14 saves in the 1st period, 23 in the 2nd & 3rd in 2-1 loss
- 27 saves vs. BG 11/15 and 26 saves 11/8 vs. Omaha
- Started season opener 10/10 vs. Providence, stopping 26-of-30 shots in 5-4 OT win
- Recorded 1,000th career save 2/27 vs. Penn State


FREY CAREER STATS

	GP/GS	MIN	GA	GAA	Svs	Svpcnt	W-L-T
2013-14	16/16	950:16	36	2.27	471	.929	9-4-3
2014-15	22/22	1230:29	65	3.17	604	.906	8-11-2
Total	38/38	2180:45	101	2.78	1097	.916	17-15-5

FREY CAREER SINGLE-GAME HIGHS

Saves, Game	60	10/18/14 at Miami
	53	1/9/15 at Penn State
	46	1/31/14 vs. Penn State
	46	2/27/15 vs. Penn State

Date	Opponent	Score	Minutes	GA	GAAvg	Saves	Save%	W	L	T	PP	SH	EN	PN	SO
Oct 10, 2014	PROVIDENCE	5-4	60:28	4	3.97	26	.867	1	0	0	0	0	0	0	0
Oct 18, 2014	at Miami	1-2	58:51	2	3.02	60	.935	1	1	0	0	0	0	0	0
Oct 31, 2014	at Canisius	3-3	1:49	2	3.96	0	.915	1	1	0	0	0	0	0	0
Nov 08, 2014	OMAHA	3-4	58:21	4	4.01	26	.903	1	2	0	0	0	0	0	0
Nov 15, 2014	BOWLING GREEN	2-3	58:41	3	3.78	27	.903	1	3	0	1	0	0	0	0
Nov 29, 2014	at Notre Dame	5-1	60:00	1	3.22	29	.913	2	3	0	0	0	0	0	0
Dec 05, 2014	at Michigan	3-8	26:39	4	3.69	10	.899	2	4	0	1	0	0	0	0
Jan 03, 2015	at Mercyhurst Univ.	2-2	65:00	2	3.39	24	.902	2	4	1	1	0	0	0	0
Jan 09, 2015	at Penn State	5-4	64:14	4	3.44	53	.907	3	4	1	0	0	0	0	0
Jan 10, 2015	at Penn State	1-4	59:39	3	3.39	31	.908	3	5	1	1	0	0	0	0
Jan 23, 2015	at Michigan State	1-4	58:24	4	3.46	27	.905	3	6	1	1	0	0	0	0
Jan 24, 2015	at Michigan State	0-2	60:00	2	3.32	32	.908	3	7	1	1	0	0	0	0
Feb 06, 2015	at Minnesota	2-4	58:36	4	3.39	38	.908	3	8	1	2	0	0	0	0
Feb 13, 2015	WISCONSIN	2-1	60:00	1	3.20	22	.910	4	8	1	0	0	0	0	0
Feb 14, 2015	WISCONSIN	2-3	58:34	3	3.19	25	.909	4	9	1	1	0	0	0	0
Feb 20, 2015	MICHIGAN	5-3	60:00	3	3.18	36	.910	5	9	1	0	0	0	0	0
Feb 22, 2015	at Michigan	2-5	60:00	5	3.29	18	.905	5	10	1	1	0	0	0	0
Feb 27, 2015	PENN STATE	5-3	60:00	3	3.28	46	.908	6	10	1	0	0	0	0	0
Feb 28, 2015	PENN STATE	5-3	59:53	3	3.26	24	.907	7	10	1	0	0	0	0	0
Mar 06, 2015	MINNESOTA	2-4	56:29	4	3.31	28	.905	7	11	1	0	0	0	0	0
Mar 07, 2015	MINNESOTA	5-2	59:53	2	3.24	22	.906	8	11	1	0	0	0	0	0
Mar 13, 2015	at Wisconsin	2-2	64:58	2	3.17	22	.906	8	11	2	1	0	0	0	0
Totals			1230:29	65	3.17	626	.906	8	11	2	11	0	0	0	0



16 TANNER FRITZ

Captain
Senior Forward
186 lbs, 5-11
Grande Prairie, Alberta
Grande Prairie Storm (AJHL)

- 2014, 2015 B1G Sportsmanship Award
- 2015 Senior CLASS Award Candidate
- B1G Third Star of the Week 3/4/15
- B1G Second Star of the Week 10/10/14, 3/13/14
- 2014 B1G Preseason Player to Watch
- 2013 Second Team All-CCHA
- 2013 CCHA Scoring Champion
- 2012, 2013, 2014 Ohio State Scholar-Athlete
- 2013, 2014 Academic All-Big Ten

- Played in all 34 games (one of 2 Buckeyes to not miss a game); 1st on team with 26 points and 15 assists, ranking 3rd with 11 goals
- Goal vs. Michigan 2/20 was 100th career point; now has 109, leading current Buckeyes in career games played (140) and career points
- 3P in series vs. Minnesota 3/6-7; A in game one; 1G, 1A, 2P and +3 in game two
- B1G Third Star of the Week 3/3 after 4 points in sweep of Penn State 2/27-28; G in game one to put Ohio State in the lead for good, 3P (3rd period GWG, 2A) in game two
- 4-point weekend vs. Michigan 2/20 & 22; 3P, with G and 2A, 2/20 and G 2/22; +2 in game one; blocked 5 shots in the series, with 3 in game one
- A 1/16 vs. Michigan and 2/6 at Minnesota; +1 vs. the Gophers
- 2P at Mercyhurst 1/2-3; Goal in game one, with assist (and +1 mark) in game two
- 2G 11/29 at Notre Dame, including GWG and a PPG
- G, A 11/8 vs. Omaha
- Helper 10/31 at Canisius
- Assist in each game vs. Miami 10/17-18, with 4 blocked shots in game 2
- B1G Second Star of the Week after 4-point game in 5-4 OT win vs. Providence 10/10; 2G, 2A vs. the Friars and tied the game twice in the 3rd period; 3rd career two-goal game and first since 2/23/13 vs. Michigan; 3rd career 4-point night and first since 11/8/13 vs. Niagara

FRITZ CAREER STATS

	GP	G	A	P	Shots	P-PIM	+/-	PP	SH	GW
2011-12	34	6	8	14	57	5-21	-3	0	0	0
2012-13	40	11	26	37	96	6-12	+4	3	1	1
2013-14	32	8	24	32	66	4-8	-1	4	0	1
2014-15	34	11	15	26	89	2-4	-15	4	0	2
Total	140	36	73	109	308	17-45	-15	11	1	4

FRITZ CAREER SINGLE-GAME AND CAREER HIGHS

Goals	2	4x, last 11/29/14 at Notre Dame
Assists	3	3x, last 11/8/13 vs. Niagara
Points	4	3x, last 10/10/14 vs. Providence
PIM	15	11/19/11 at Michigan
Shots	6	2x, last 1/23/15 at Michigan State
+/-	+4	2/16/13 vs. Western Michigan
Blocks	5	1/9/15 at Penn State
Point Streak	8 games	1/11/13-2/2/13 (2g, 7a, 9p)
Multiple Pt Games	25	18 2P, 5 3P, 3 4P

Date	Opponent	Score	G	A	Pts	Sh	Sh%	+/-	Pen-Min	PP	SH	EN	GW	GT	Hat	UA	Bk
Oct 10, 2014	PROVIDENCE	5-4	2	2	4	3	.667	-2	0-0	2	0	0	0	0	0	0	1
Oct 11, 2014	PROVIDENCE	1-2	0	0	0	1	.500	0	0-0	0	0	0	0	0	0	0	0
Oct 17, 2014	MIAMI	1-5	0	1	1	3	.286	-1	0-0	0	0	0	0	0	0	0	0
Oct 18, 2014	at Miami	1-2	0	1	1	3	.200	-2	0-0	0	0	0	0	0	0	0	4
Oct 31, 2014	at Canisius	3-3	0	1	1	2	.167	-1	0-0	0	0	0	0	0	0	0	0
Nov 01, 2014	at Canisius	4-1	0	0	0	5	.118	-1	0-0	0	0	0	0	0	0	0	0
Nov 07, 2014	OMAHA	1-4	0	0	0	2	.105	-1	0-0	0	0	0	0	0	0	0	2
Nov 08, 2014	OMAHA	3-4	1	1	2	6	.120	0	1-2	0	0	0	0	0	0	0	1
Nov 14, 2014	at Bowling Green	3-2	0	0	0	3	.107	-1	0-0	0	0	0	0	0	0	0	1
Nov 15, 2014	BOWLING GREEN	2-3	0	0	0	2	.100	-1	0-0	0	0	0	0	0	0	0	1
Nov 20, 2014	MICHIGAN STATE	1-3	0	0	0	1	.097	0	0-0	0	0	0	0	0	0	0	0
Nov 21, 2014	MICHIGAN STATE	3-0	0	0	0	1	.094	0	0-0	0	0	0	0	0	0	0	1
Nov 28, 2014	vs Western Michigan	2-6	0	0	0	2	.088	-2	0-0	0	0	0	0	0	0	0	1
Nov 29, 2014	at Notre Dame	5-1	2	0	2	3	.135	0	0-0	1	0	0	1	0	0	0	1
Dec 05, 2014	at Michigan	3-8	0	0	0	3	.125	-1	0-0	0	0	0	0	0	0	0	2
Jan 02, 2015	at Mercyhurst Univ.	0-2	0	0	0	2	.098	0	0-0	0	0	0	0	0	0	0	1
Jan 03, 2015	at Mercyhurst Univ.	2-2	0	1	1	3	.140	0	0-0	0	0	0	0	0	0	0	2
Jan 09, 2015	at Penn State	5-4	0	0	0	3	.112	-1	0-0	0	0	0	0	0	0	0	2
Jan 10, 2015	at Penn State	1-4	0	0	0	1	.113	-2	0-0	0	0	0	0	0	0	0	5
Jan 16, 2015	MICHIGAN	6-10	0	1	1	0	.113	-1	0-0	0	0	0	0	0	0	0	0
Jan 23, 2015	at Michigan State	1-4	0	0	0	6	.102	-1	0-0	0	0	0	0	0	0	0	0
Jan 24, 2015	at Michigan State	0-2	0	0	0	2	.098	0	0-0	0	0	0	0	0	0	0	1
Feb 06, 2015	at Minnesota	2-4	0	1	1	0	.098	+1	0-0	0	0	0	0	0	0	0	1
Feb 07, 2015	at Minnesota	2-6	0	0	0	1	.097	-1	0-0	0	0	0	0	0	0	0	1
Feb 13, 2015	WISCONSIN	2-1	0	0	0	5	.090	0	1-2	0	0	0	0	0	0	0	0
Feb 14, 2015	WISCONSIN	2-3	0	0	0	1	.088	0	0-0	0	0	0	0	0	0	0	2
Feb 20, 2015	MICHIGAN	5-3	1	2	3	1	.101	+2	0-0	0	0	0	0	0	0	0	3
Feb 22, 2015	at Michigan	2-5	1	0	1	2	.113	-1	0-0	0	0	0	0	0	0	0	2
Feb 27, 2015	PENN STATE	5-3	1	0	1	4	.120	-2	0-0	1	0	0	0	0	0	0	2
Feb 28, 2015	PENN STATE	5-3	1	2	3	4	.127	0	0-0	0	0	0	0	0	0	0	0
Mar 06, 2015	MINNESOTA	2-4	0	1	1	1	.125	0	0-0	0	0	0	0	0	0	0	1
Mar 07, 2015	MINNESOTA	5-2	1	2	3	1	.101	+3	0-0	0	0	0	1	0	0	0	1
Mar 13, 2015	at Wisconsin	2-2	0	0	0	2	.129	0	0-0	0	0	0	0	0	0	0	1
Mar 14, 2015	at Wisconsin	2-0	0	0	0	4	.124	0	0-0	0	0	0	0	0	0	0	0
Totals			11	15	26	89	.124	-15	2-4	4	0	1	2	0	0	1	38

Games played: 34
Shots per game: 2.62; Goals per game: 0.32
Assists per game: 0.44; Points per game: 0.76



44 ANTHONY GRECO

Junior Forward
171 lbs, 5-10
Queens, N.Y.
Des Moines Buccaneers (USHL)



17 DAVID GUST

Sophomore Forward
174 lbs, 5-10
Orland Park, Ill.
 Fargo Force (USHL)

2015 Honorable Mention All-B1G
NCAA Third Star of the Week 10/13
NCAA Top 5 Play of the Week 10/13
2014 Academic All-Big Ten
2014 Ohio State Scholar-Athlete

- Played in all 34 games (one of 2 players not to miss a game), team-high and career high 15 goals (t-5th in B1G), 2nd on team with 23 points; 3 GWG to tie for 5th in B1G, including 2 in OT (1 of 5 NCAA players with 2 or more OT GWG); 1 of 9 players in NCAA with 2 hat tricks this season; t-2nd in NCAA with 4 unassisted goals; 6th in NCAA (3rd in B1G) with 4.38 shots per game; Point in 5 of last 6 games (1G, 5A, 6P) and +6 in stretch
- A, +1 at Wisconsin 3/14
- A in game one, G and +3 mark in game two vs. Minnesota 3/6-7
- 3A in sweep of Penn State 2/27-28, with 2A in game 2; +1 in each game
- Goal 2/14 vs. Wisconsin
- Goal 2/6 at Minnesota, assist 2/7 vs. the Gophers, +1 in game one
- Hat trick 1/16 vs. Michigan, including first career shorthanded goal; 2nd hat trick of the year - first Buckeye with more than 1 since at least 1997-98; VCA record 12 shots in the game
- Scored OT GWG 1/9 at Penn State
- Scored gametying goal in the 3rd period at Mercyhurst 1/3, +1 in both games vs. the Lakers
- G, +1 12/5 at Michigan
- 3 points in Shillelagh Tournament 11/28-29; PPG vs. Western Michigan, 2A vs. Notre Dame
- GWG with 40 seconds left in 3-2 win at Bowling Green 11/14, +1 in the game
- PPG 10/18 at Miami
- NCAA Third Star of the Week after recording NCAA's first hat trick of the season, and first of his career, 10/10 vs. Providence

GRECO CAREER STATS

	GP	G	A	P	Shots	P-PIM	+/-	PP	SH	GW
2012-13	20	5	6	11	37	1-2	-4	1	0	2
2013-14	33	5	10	15	90	2-4	-1	1	0	2
2014-15	34	15	8	23	149	3-6	-4	3	1	3
Total	87	25	24	49	276	6-12	-9	5	1	7

GRECO CAREER SINGLE-GAME HIGHS

Goals 3 1/16/15 vs. Michigan
10/10/14 vs. Providence
Assists 2 4x, last 2/27/15 vs. Penn State
Points 3 2x, last 1/16/15 vs. Michigan
Shots 12 1/16/15 vs. Michigan
PIM 2 6x, last 2/13/15 vs. Wisconsin
+/- +2 10/27/12 at Bowling Green
Point Streak 4 games (2/27/15-present, G, 4A, 5P)
Multiple Pt Games 9 6 2P, 2 3P

Date	Opponent	Score	G	A	Pts	Sh	Sh%	+/-	Pen-Min	PP	SH	EN	GW	GT	Hat	UA	Blk
Oct 10, 2014	PROVIDENCE	5-4	3	0	3	5	.600	-1	1-2	1	0	0	1	0	1	0	1
Oct 11, 2014	PROVIDENCE	1-2	0	0	0	3	.375	0	0-0	0	0	0	0	0	0	0	2
Oct 17, 2014	MIAMI	1-5	0	0	0	5	.231	-1	0-0	0	0	0	0	0	0	0	0
Oct 18, 2014	at Miami	1-2	1	0	1	2	.267	-1	0-0	1	0	0	0	0	0	0	1
Oct 31, 2014	at Canisius	3-3	0	0	0	3	.222	-1	0-0	0	0	0	0	0	0	0	0
Nov 01, 2014	at Canisius	4-1	0	0	0	3	.190	-1	0-0	0	0	0	0	0	0	0	1
Nov 07, 2014	OMAHA	1-4	0	0	0	7	.143	0	0-0	0	0	0	0	0	0	0	0
Nov 08, 2014	OMAHA	3-4	0	0	0	4	.125	0	0-0	0	0	0	0	0	0	0	0
Nov 14, 2014	at Bowling Green	3-2	1	0	1	3	.143	+1	0-0	0	0	0	1	0	0	0	0
Nov 15, 2014	BOWLING GREEN	2-3	0	0	0	3	.132	0	1-2	0	0	0	0	0	0	0	0
Nov 20, 2014	MICHIGAN STATE	1-3	0	0	0	6	.114	0	0-0	0	0	0	0	0	0	0	0
Nov 21, 2014	MICHIGAN STATE	3-0	0	0	0	1	.111	0	0-0	0	0	0	0	0	0	0	0
Nov 28, 2014	vs Western Michigan	2-6	1	0	1	5	.120	-1	0-0	1	0	0	0	0	0	1	0
Nov 29, 2014	at Notre Dame	5-1	0	2	2	3	.113	0	0-0	0	0	0	0	0	0	0	0
Dec 05, 2014	at Michigan	3-8	1	0	1	5	.121	+1	0-0	0	0	0	0	0	0	0	0
Jan 02, 2015	at Mercyhurst Univ.	6-3	0	0	0	7	.108	+1	0-0	0	0	0	0	0	0	0	0
Jan 03, 2015	at Mercyhurst Univ.	2-2	1	0	1	3	.118	+1	0-0	0	0	0	0	1	0	0	1
Jan 09, 2015	at Penn State	5-4	1	0	1	3	.127	+1	0-0	0	0	0	1	0	0	1	1
Jan 10, 2015	at Penn State	1-4	0	0	0	3	.122	-2	0-0	0	0	0	0	0	0	0	0
Jan 16, 2015	MICHIGAN	6-10	3	0	3	12	.140	-1	0-0	0	1	0	0	0	1	2	1
Jan 23, 2015	at Michigan State	1-4	0	0	0	5	.122	-1	0-0	0	0	0	0	0	0	0	0
Jan 24, 2015	at Michigan State	0-2	0	0	0	4	.126	0	0-0	0	0	0	0	0	0	0	0
Feb 06, 2015	at Minnesota	2-4	1	0	1	4	.131	+1	0-0	0	0	0	0	0	0	0	1
Feb 07, 2015	at Minnesota	2-6	0	1	1	1	.130	-1	0-0	0	0	0	0	0	0	0	1
Feb 13, 2015	WISCONSIN	2-1	0	0	0	6	.123	0	1-2	0	0	0	0	0	0	0	0
Feb 14, 2015	WISCONSIN	2-3	1	0	1	3	.128	-1	0-0	0	0	0	0	0	0	0	0
Feb 20, 2015	MICHIGAN	5-3	0	0	0	4	.124	-1	0-0	0	0	0	0	0	0	0	0
Feb 22, 2015	at Michigan	2-5	0	0	0	5	.119	-3	0-0	0	0	0	0	0	0	0	1
Feb 27, 2015	PENN STATE	5-3	0	2	2	6	.113	+1	0-0	0	0	0	0	0	0	0	0
Feb 28, 2015	PENN STATE	5-3	0	1	1	6	.108	+1	0-0	0	0	0	0	0	0	0	0
Mar 06, 2015	MINNESOTA	2-4	0	1	1	4	.104	0	0-0	0	0	0	0	0	0	0	0
Mar 07, 2015	MINNESOTA	5-2	1	0	1	6	.107	+3	0-0	0	0	1	0	0	0	0	0
Mar 13, 2015	at Wisconsin	2-2	0	0	0	2	.106	0	0-0	0	0	0	0	0	0	0	1
Mar 14, 2015	at Wisconsin	2-0	0	1	1	7	.101	+1	0-0	0	0	0	0	0	0	0	1
Totals			15	8	23	149	.101	-4	3-6	3	1	1	3	1	2	4	13

Games played: 34
Shots per game: 4.38; Goals per game: 0.44
Assists per game: 0.24; Points per game: 0.68

2014 Ohio State Scholar-Athlete

- Skated in 23 of 34 games (missed Shillelagh Tournament 11/28-29 and 12/5 at Michigan with injury), 2G, 4A, 6P
- A 3/14 at Wisconsin, +1 in each game at UW 3/13-14
- Blocked 3 shots 3/7 vs. Minnesota
- Assist, +1 2/20 vs. Michigan
- Goal 1/23 at Michigan State
- Assist 1/2 at Mercyhurst
- Power play assist 11/21 vs. Michigan State
- Scored 3rd period GTG 10/31 at Canisius

Gust Career Stats

	GP	G	A	P	Shots	P-PIM	+/-	PP	SH	GW
2013-14	26	6	4	10	44	5-10	+3	0	1	0
2014-15	23	2	4	6	40	5-21	-7	0	0	0
Total	49	8	8	16	84	10-31	-4	0	1	0

Gust Career Single-Game Highs

Goals 1 8x, last 1/23/15 at Michigan State
Assists 1 8x, last 3/14/15 at Wisconsin
Points 2 2x, last 12/29/13 vs. Mercyhurst
Shots 5 12/29/13 vs. Mercyhurst
PIM 15 1/16/15 vs. Michigan
+/- +2 10/29/13 vs. Bowling Green
Point Streak 4 games (11/16/13-12/29/13; 3G, 2A, 5P)

Oct 10, 2014	PROVIDENCE	5-4	0	0	0	2	.000	-1	1-2	0	0	0	0	0	0	0	0
Oct 11, 2014	PROVIDENCE	1-2	0	0	0	2	.000	-1	0-0	0	0	0	0	0	0	0	0
Oct 17, 2014	MIAMI	1-5	0	0	0	2	.000	0	0-0	0	0	0	0	0	0	0	0
Oct 18, 2014	at Miami	1-2	0	0	0	2	.000	0	0-0	0	0	0	0	0	0	0	1
Oct 31, 2014	at Canisius	3-3	1	0	1	3	.091	0	0-0	0	0	0	0	0	1	0	1
Nov 01, 2014	at Canisius	4-1	0	0	0	2	.077	0	1-2	0	0	0	0	0	0	0	0
Nov 07, 2014	OMAHA	1-4	0	0	0	2	.067	-1	0-0	0	0	0	0	0	0	0	0
Nov 08, 2014	OMAHA	3-4	0	0	0	1	.062	-3	0-0	0	0	0	0	0	0	0	0
Nov 15, 2014	BOWLING GREEN	2-3	0	0	0	1	.059	0	0-0	0	0	0	0	0	0	0	0
Nov 20, 2014	MICHIGAN STATE	1-3	0	0	0	1	.056	0	0-0	0	0	0	0	0	0	0	0
Nov 21, 2014	MICHIGAN STATE	3-0	0	1	1	0	.056	0	0-0	0	0	0	0	0	0	0	0
Jan 02, 2015	at Mercyhurst Univ.	6-3	0	1	1	3	.048	-2	0-0	0	0	0	0	0	0	0	0
Jan 03, 2015	at Mercyhurst Univ.	2-2	0	0	0	2	.043	0	0-0	0	0	0	0	0	0	0	1
Jan 09, 2015	at Penn State	5-4	0	0	0	2	.040	0	0-0	0	0	0	0	0	0	0	2
Jan 10, 2015	at Penn State	1-4	0	0	0	1	.038	0	0-0	0	0	0	0	0	0	0	0
Jan 16, 2015	MICHIGAN	6-10	0	0	0	0	.038	-1	2-15	0	0	0	0	0	0	0	0
Jan 23, 2015	at Michigan State	1-4	1	0	1	4	.067	0	0-0	0	0	0	0	0	0	0	0
Jan 24, 2015	at Michigan State	0-2	0	0	0	1	.065	0	0-0	0	0	0	0	0	0	0	0
Feb 06, 2015	MICHIGAN	5-3	0	1	1	4	.057	+1	0-0	0	0	0	0	0	0	0	0
Feb 22, 2015	at Michigan	2-5	0	0	0	0	.057	0	0-0	0	0	0	0	0	0	0	0
Mar 07, 2015	MINNESOTA	5-2	0	0	0	0	.057	-1	0-0	0	0	0	0	0	0	0	3
Mar 13, 2015	at Wisconsin	2-2	0	0	0	4	.051	+1	0-0	0	0	0	0	0	0	0	0
Mar 14, 2015	at Wisconsin	2-0	0	1	1	1	.050	+1	1-2	0	0	0	0	0	0	0	0
Totals			2	4	6	40	.050	-7	5-21	0	0	0	0	1	0	0	9

Games played: 23
Shots per game: 1.74; Goals per game: 0.09
Assists per game: 0.17; Points per game: 0.26



47 JOSH HEALEY

Sophomore Defenseman
196 lbs, 6-0
Edmonton, Alberta
Sherwood Park Crusaders (AJHL)



21 SAM JARDINE

Junior Defenseman
205 lbs, 6-1
Lacombe, Alberta
Camrose Kodiaks (AJHL)

2014 Ohio State Scholar-Athlete

- Played in 30 of 34 games (DNP 10/10 vs. Providence, 10/18 at Miami, 11/21 vs. Michigan State, 11/28 vs. Western Michigan); 2G, 7A, 9P; 2 of 3 career goals are GWG
- 2nd on team with 52 blocked shots; 1.73 blocks per game, rank 8th in B1G
- A, +2 3/7 vs. Minnesota, with 4 blocks; +1 in game one
- 3P in sweep of Penn State 2/27-28; GWG in game one, 2A in game two; +2 in each game
- Blocked 7 shots in series with Michigan 2/20&22, with 4 in game one
- Blocked 4 shots and had +1 mark 2/14 vs. Wisconsin
- Helper and +1 mark 1/2 at Mercyhurst
- +1 and 2 blocks 11/29 vs. Western Michigan and 12/5 at Michigan
- G and +1 vs. Bowling Green 11/15
- 3A in series at Canisius 10/31-11/1, with career-high 2A in game 2; +4 in the series, posting +3 mark in game 2
- Blocked 3 shots 10/17 vs. Miami, 11/7 vs. Omaha and 1/9 at Penn State

HEALEY CAREER STATS

	GP	G	A	P	Shots	P-PIM	+/-	PP	SH	EN	GW	Hat	UA	Blk
2013-14	33	1	4	5	21	9-18	-3	0	0	0	1			
2014-15	30	2	7	9	25	18-58	+2	0	0	0	1			
Total	63	3	11	14	46	27-76	-1	0	0	0	2			

HEALEY CAREER SINGLE-GAME AND CAREER HIGHS

Goals	1	3x, last 2/27/15 vs. Penn State
Assists	2	last 2/28/15 vs. Penn State
Points	2	last 2/28/15 vs. Penn State
Shots	3	11/29/14 at Notre Dame
PIM	15	2x, last 1/24/15 at Michigan State
+/-	+3	11/1/14 at Canisius
Blocks	6	1/25/14 at Wisconsin

NHL: Chicago '11 (6th round, No. 169)

2014-15 Alternate Captain

2014 Academic All-Big Ten

2013, 2014 Ohio State Scholar-Athlete

- Skated in 31 of 34 games (DNP 10/18 at Miami, 12/5 at Michigan, 1/3 at Mercyhurst); 2G, 9A, 11P to lead team's defensemen in points; 47 blocked shots
- A 3/13 at Wisconsin, +1 in each game at UW 3/13-14
- PPG 2/28 vs. Penn State
- +2 2/20 vs. Michigan
- 2P in series at Minnesota 2/6-7; A (and +1) in game one, G in game two; 3 blocked shots in each game
- Blocked 4 shots in each game at Michigan State 1/23-24
- Assist, +1, 3 shot blocks 1/9 at Penn State
- Helper and +1 11/21 vs. Michigan State
- A in each game vs. Bowling Green 11/14-15; +2 in game 1
- A 11/8 vs. Omaha
- Played in both games vs. Providence, blocking 5 shots (2 10/10, 3 10/11); 2A in game 1, +1 in game 2

JARDINE CAREER STATS

	GP	G	A	P	Shots	P-PIM	+/-	PP	SH	EN	GW	Hat	UA	Blk
2012-13	28	0	7	7	37	13-48	-1	0	0	0	0			
2013-14	36	1	12	13	44	15-41	+7	0	0	0	0			
2014-15	31	2	9	11	45	9-29	-5	1	0	0	0			
Total	95	3	28	31	126	37-118	+1	1	0	0	0			

JARDINE CAREER SINGLE-GAME AND CAREER HIGHS

Goals	1	3x, last 2/28/15 vs. Penn State
Assists	2	3x, last 10/10/14 vs. Providence
Points	2	4x, last 10/10/14 vs. Providence
PIM	15	4x, last 10/17/14 vs. Miami
Shots	5	10/12/12 at Minnesota Duluth
+/-	+3	12/29/13 vs. Mercyhurst
Blocks	4	3x, last 1/24/15 at Michigan State
Point Streak	3 games	11/8/14-11/15/14 (3a)

Date	Opponent	Score	G	A	Pts	Sh	Sh%	+/-	Pen-Min	PP	SH	EN	GW	Hat	UA	Blk
Dec 05, 2014	at Michigan	3-8	0	0	0	0	.000	0	0-0	0	0	0	0	0	0	0
Jan 16, 2015	MICHIGAN	6-10	0	0	0	0	.000	0	0-0	0	0	0	0	0	0	0
Totals			0	0	0	0	.000	0	0-0	0	0	0	0	0	0	0

Games played: 2
Shots per game: 0.00; Goals per game: 0.00
Assists per game: 0.00; Points per game: 0.00

Date	Opponent	Score	Minutes	GA	GA/Avg	Saves	Save%	W	L	T	PP	SH	EN	PN	SO
Dec 05, 2014	at Michigan	3-8	18:49	0	0.00	5	1.000	0	0	0	0	0	0	0	0
Jan 16, 2015	MICHIGAN	6-10	24:49	2	2.75	6	.846	0	0	0	0	0	0	0	0
Totals			43:38	2	2.75	11	.846	0	0	0	0	0	0	0	0

4 Drew Brevig


Date	Opponent	Score	G	A	Pts	Sh	Sh%	+/-	Pen-Min	PP	SH	EN	GW	Hat	UA	Blk
Oct 10, 2014	PROVIDENCE	5-4	0	1	1	1	.000	0	0-0	0	0	0	0	0	0	2
Oct 11, 2014	PROVIDENCE	1-2	0	0	0	1	.000	-2	0-0	0	0	0	0	0	0	3
Oct 17, 2014	MIAMI	1-5	1	0	1	4	.167	-2	1-2	1	0	0	0	0	0	4
Oct 18, 2014	at Miami	1-2	0	0	0	0	.167	0	0-0	0	0	0	0	0	0	5
Oct 31, 2014	at Canisius	3-3	0	0	0	4	.100	+1	0-0	0	0	0	0	0	0	2
Nov 01, 2014	at Canisius	4-1	0	0	0	2	.083	+3	1-2	0	0	0	0	0	0	2
Nov 07, 2014	OMAHA	1-4	0	0	0	1	.077	0	0-0	0	0	0	0	0	0	1
Nov 08, 2014	OMAHA	3-4	0	0	0	1	.071	-2	0-0	0	0	0	0	0	0	1
Nov 14, 2014	at Bowling Green	3-2	0	0	0	1	.067	0	0-0	0	0	0	0	0	0	3
Nov 15, 2014	BOWLING GREEN	2-3	0	0	0	2	.059	+1	1-2	0	0	0	0	0	0	1
Nov 20, 2014	MICHIGAN STATE	1-3	0	0	0	1	.056	0	0-0	0	0	0	0	0	0	0
Nov 21, 2014	MICHIGAN STATE	3-0	0	1	1	2	.050	0	1-2	0	0	0	0	0	0	0
Nov 28, 2014	vs Western Michigan	2-6	0	0	0	2	.045	-2	0-0	0	0	0	0	0	0	0
Dec 05, 2014	at Michigan	3-8	0	0	0	1	.043	0	0-0	0	0	0	0	0	0	1
Jan 02, 2015	at Mercyhurst Univ.	6-3	0	1	1	1	.042	+1	0-0	0	0	0	0	0	0	0
Jan 03, 2015	at Mercyhurst Univ.	2-2	0	0	0	1	.040	0	2-4	0	0	0	0	0	0	1
Jan 09, 2015	at Penn State	5-4	0	0	0	2	.037	+1	0-0	0	0	0	0	0	0	0
Jan 10, 2015	at Penn State	1-4	0	0	0	2	.034	-2	0-0	0	0	0	0	0	0	0
Jan 16, 2015	MICHIGAN	6-10	0	1	1	3	.031	-1	0-0	0	0	0	0	0	0	1
Jan 23, 2015	at Michigan State	1-4	0	0	0	2	.029	0	0-0	0	0	0	0	0	0	0
Jan 24, 2015	at Michigan State	0-2	0	0	0	3	.027	0	0-0	0	0	0	0	0	0	2
Feb 06, 2015	at Minnesota	2-4	0	0	0	0	.027	0	0-0	0	0	0	0	0	0	5

Date	Opponent	Score	G	A	Pts	Sh	Sh%	+/-	Pen-Min	PP	SH	EN	GW	Hat	UA	Blk
Oct 10, 2014	PROVIDENCE	5-4	0	2	2	1	.000	-3	0-0	0	0	0	0	0	0	2
Oct 11, 2014	PROVIDENCE	1-2	0	0	0	1	.000	+1	1-2	0	0	0	0	0	0	3
Oct 17, 2014	MIAMI	1-5	0	0	0	0	.000	0	2-15	0	0	0	0	0	0	2
Oct 31, 2014	at Canisius	3-3	0	0	0	3	.000	-1	0-0	0	0	0	0	0	0	2
Nov 01, 2014	at Canisius	4-1	0	0	0	3	.000	0	0-0	0	0	0	0	0	0	0
Nov 07, 2014	OMAHA	1-4	0	0	0	1	.000	-1	0-0	0	0	0	0	0	0	2
Nov 08, 2014	OMAHA	3-4	0	1	1	1	.000	0	0-0	0	0	0	0	0	0	1
Nov 14, 2014	at Bowling Green	3-2	0	1	1	1	.000	+2	0-0	0	0	0	0	0	0	1
Nov 15, 2014	BOWLING GREEN	2-3	0	1	1	3	.000	0	0-0	0	0	0	0	0	0	2
Nov 20, 2014	MICHIGAN STATE	1-3	0	0	0	1	.000	0	0-0	0	0	0	0	0	0	2
Nov 21, 2014	MICHIGAN STATE	3-0	0	1	1	0	.000	+1	1-2	0	0	0	0	0	0	1
Nov 28, 2014	vs Western Michigan	2-6	0	0	0	0	.000	-1	0-0	0	0	0	0	0	0	1
Nov 29, 2014	at Notre Dame	5-1	0	0	0	0	.000	+1	0-0	0	0	0	0	0	0	0
Jan 02, 2015	at Mercyhurst Univ.	6-3	0	0	0	1	.000	0	0-0	0	0	0	0	0	0	0
Jan 09, 2015	at Penn State	5-4	0	1	1	1	.000	+1	0-0	0	0	0	0	0	0	3
Jan 10, 2015	at Penn State	1-4	0	0	0	1	.000	-1	0-0	0	0	0	0	0	0	0
Jan 16, 2015	MICHIGAN	6-10	0	0	0	1	.000	-4	0-0	0	0	0	0	0	0	1
Jan 23, 2015	at Michigan State	1-4	0	0	0	3	.000	0	0-0	0	0	0	0	0	0	4
Jan 24, 2015	at Michigan State	0-2	0	0	0	4	.000	-1	0-0	0	0	0	0	0	0	4
Feb 06, 2015	at Minnesota	2-4	0	1	1	2	.000	+1	0-0	0	0	0	0	0	0	3
Feb 07, 2015	at Minnesota	2-6	1	0	1	2	.033	0	0-0	0	0	0	0	0	0	3
Feb 13, 2015	WISCONSIN	2-1	0	0	0	2	.031	+1	1-2	0	0	0	0	0	0	1
Feb 14, 2015	WISCONSIN	2-3	0	0	0	0	.031	0	0-0	0	0	0	0	0	0	1
Feb 20, 2015	MICHIGAN	5-3	0	0	0	3	.029	+2	0-0	0	0	0	0	0	0	0
Feb 22, 2015	at Michigan	2-5	0	0	0	0	.029	0	1-2	0	0	0	0	0	0	1
Feb 27, 2015	PENN STATE	5-3	0	0	0	0	.029	0	0-0	0	0	0	0	0	0	1
Feb 28, 2015	PENN STATE	5-3	1	0	1	3	.053	-2	0-0	1	0	0	0	0	0	1
Mar 06, 2015	MINNESOTA	2-4	0	0	0	2	.050	-3	0-0	0	0	0	0	0	0	3
Mar 07, 2015	MINNESOTA	5-2	0	0	0	0	.050	0	1-2	0	0	0	0	0	0	0
Mar 1																



26 MATT JOHNSON

Senior Forward
190 lbs, 5-10
Stillwater, Minn.
Tri-City Storm (USHL)



8 NICHOLAS JONES

Freshman Forward
177 lbs, 5-11
Edmonton, Alberta
Sherwood Park Crusaders (AJHL)

2014-15 Alternate Captain
B1G First Star of the Week 1/6

- Played in 31-of-34 games (DNP 11/29 at Notre Dame and 1/23-24 at Michigan State because of injury), second on team with 13G, 4th with 20P (career high for goals, assists and points)
- G, A, 2P, +3 vs. Minnesota 3/7
- 3P, with 2G, 2/20 vs. Michigan, with +1 mark
- 2G (including PPG), 1A, 4 blocks and 10 shots 1/16 vs. Michigan
- B1G First Star of the Week after 4 goals in series at Mercyhurst 1/2-3; first career hat trick and three-point night in game one (including GWG), with +3 mark; G and 2 blocked shots in game two
- Goal 12/5 at Michigan
- Assist 11/28 at Western Michigan, 1/9 at Penn State, 2/28 vs. Penn State
- GWG in 3-0 shutout win vs. Michigan State 11/21, +1 in the game
- +1 in each game vs. Bowling Green 11/14-15
- G, +1 11/7 vs. Omaha
- G 10/31 at Canisius
- A and +1 mark vs. Providence 10/10
- Played in 100th career game 10/18 at Miami

JOHNSON CAREER STATS

	GP	G	A	P	Shots	P-PIM	+/-	PP	SH	GW
2011-12	28	3	2	5	47	9-18	+1	0	1	0
2012-13	35	5	4	9	45	10-31	+1	0	0	0
2013-14	33	5	4	9	70	11-22	+4	0	0	1
2014-15	31	13	7	20	97	4-8	-1	1	0	2
Total	127	26	17	43	259	34-79	+5	1	1	3

JOHNSON CAREER SINGLE-GAME AND CAREER HIGHS

Goals 3 1/2/15 at Mercyhurst
 Assists 1 17x, last 3/7/15 vs. Minnesota
 Points 3 3x, last 2/20/15 vs. Michigan
 Shots 10 1/16/15 vs. Michigan
 PIM 17 11/10/12 vs. Alaska
 +/- +3 3x, last 3/7/15 vs. Minnesota
 Point Streak 6 games 11/21/14-11/10/15 (6g, 2a,8p)

- Played in 24 games, including 29 of last 21; G, 5A, 6P
- Even or better in last 13 games, with +1 mark in 6 games during the stretch
- +1 3/13 at Wisconsin
- 1st career goal 2/28 vs. Penn State; +1 in each game vs. Penn State 2/27-28
- Assist and +1 rating in each game vs. Michigan 2/20& 22
- Assist and +1 rating 1/23 at Michigan State
- Assist and +1 11/29 at Notre Dame
- Played first collegiate game 10/11 vs. Providence and picked up an assist and +1 rating

JONES CAREER STATS

	GP	G	A	P	Shots	P-PIM	+/-	PP	SH	GW
2014-15	24	1	5	6	13	3-6	+4	0	0	0
Total	24	1	5	6	13	3-6	+4	0	0	0

JONES CAREER SINGLE-GAME AND CAREER HIGHS

Goals 1 2/28/15 vs. Penn State
 Assists 1 5x, last 2/22/15 at Michigan
 Points 1 6x, last 2/28/15 vs. Penn State
 Shots 2 2x, last 2/22/15 at Michigan
 PIM 2 3x, last 2/20/15 vs. Michigan
 +/- +1 8x, last 3/13/15 at Wisconsin

Date	Opponent	Score	G	A	Pts	Sh	Sh%	+/-	Pen-Min	PP	SH	EN	GW	Hat	UA	Blk
Oct 10, 2014	PROVIDENCE	5-4	0	1	1	2	.000	+1	0-0	0	0	0	0	0	0	0
Oct 11, 2014	PROVIDENCE	1-2	0	0	0	4	.000	-1	0-0	0	0	0	0	0	0	0
Oct 17, 2014	MIAMI	1-5	0	0	0	0	.000	0	0-0	0	0	0	0	0	0	1
Oct 19, 2014	at Miami	1-2	0	0	0	0	.000	-1	0-0	0	0	0	0	0	0	0
Oct 31, 2014	at Canisius	3-3	1	0	1	5	.200	0	1-2	0	0	0	0	0	0	1
Nov 01, 2014	at Canisius	4-1	0	0	0	4	.000	0	0-0	0	0	0	0	0	0	0
Nov 07, 2014	OMAHA	1-4	1	0	1	3	.333	+1	0-0	0	0	0	0	0	0	0
Nov 08, 2014	OMAHA	3-4	0	0	0	2	.000	0	0-0	0	0	0	0	0	0	1
Nov 14, 2014	at Bowling Green	3-2	0	0	0	2	.000	+1	0-0	0	0	0	0	0	0	0
Nov 15, 2014	BOWLING GREEN	2-3	0	0	0	1	.000	+1	0-0	0	0	0	0	0	0	0
Nov 20, 2014	MICHIGAN STATE	1-3	0	0	0	4	.000	-1	0-0	0	0	0	0	0	0	1
Nov 21, 2014	MICHIGAN STATE	3-0	1	0	1	3	.333	+1	1-2	0	0	0	1	0	0	1
Nov 28, 2014	vs Western Michigan	2-6	0	1	1	3	.333	-1	0-0	0	0	0	0	0	0	0
Dec 05, 2014	at Michigan	3-8	1	0	1	2	.500	-1	0-0	0	0	0	0	0	0	0
Jan 02, 2015	at Mercyhurst Univ.	6-3	3	0	3	4	.750	+3	1-2	0	0	0	1	0	0	0
Jan 03, 2015	at Mercyhurst Univ.	2-2	1	0	1	5	.200	0	0-0	0	0	0	0	0	0	2
Jan 09, 2015	at Penn State	5-4	0	1	1	2	.500	0	0-0	0	0	0	0	0	0	0
Jan 10, 2015	at Penn State	1-4	0	0	0	4	.000	-2	0-0	0	0	0	0	0	0	0
Jan 16, 2015	MICHIGAN	6-10	2	1	3	10	.200	-1	0-0	1	0	0	0	0	0	4
Feb 06, 2015	at Minnesota	2-4	0	0	0	0	.000	-1	0-0	0	0	0	0	0	0	1
Feb 07, 2015	at Minnesota	2-6	0	0	0	1	.000	0	0-0	0	0	0	0	0	0	0
Feb 13, 2015	WISCONSIN	2-1	0	0	0	4	.000	0	0-0	0	0	0	0	0	0	2
Feb 14, 2015	WISCONSIN	2-3	0	0	0	4	.000	0	0-0	0	0	0	0	0	0	0
Feb 20, 2015	MICHIGAN	5-3	2	1	3	8	.250	+1	0-0	0	0	0	0	0	0	1
Feb 22, 2015	at Michigan	2-5	0	0	0	3	.000	-2	1-2	0	0	0	0	0	0	0
Feb 27, 2015	PENN STATE	5-3	0	0	0	2	.000	-2	0-0	0	0	0	0	0	0	1
Feb 28, 2015	PENN STATE	5-3	0	1	1	4	.250	0	0-0	0	0	0	0	0	0	0
Mar 06, 2015	MINNESOTA	2-4	0	0	0	3	.000	0	0-0	0	0	0	0	0	0	0
Mar 07, 2015	MINNESOTA	5-2	1	1	2	3	.333	+3	0-0	0	0	0	0	0	0	0
Mar 13, 2015	at Wisconsin	2-2	0	0	0	2	.000	0	0-0	0	0	0	0	0	0	1
Mar 14, 2015	at Wisconsin	2-0	0	0	0	3	.000	0	0-0	0	0	0	0	0	0	0
Totals			13	7	20	97	.134	-1	4-8	1	0	0	2	0	1	20

Games played: 31
 Shots per game: 3.13; Goals per game: 0.42
 Assists per game: 0.23; Points per game: 0.65

Date	Opponent	Score	G	A	Pts	Sh	Sh%	+/-	Pen-Min	PP	SH	EN	GW	Hat	UA	Blk
Oct 11, 2014	PROVIDENCE	1-2	0	1	1	1	.000	+1	0-0	0	0	0	0	0	0	0
Oct 17, 2014	MIAMI	1-5	0	0	0	1	.000	-1	0-0	0	0	0	0	0	0	0
Nov 14, 2014	at Bowling Green	3-2	0	0	0	0	.000	0	0-0	0	0	0	0	0	0	1
Nov 20, 2014	MICHIGAN STATE	1-3	0	0	0	0	.000	0	0-0	0	0	0	0	0	0	0
Nov 29, 2014	at Notre Dame	5-1	0	1	1	1	.000	+1	1-2	0	0	0	0	0	0	0
Dec 05, 2014	at Michigan	3-8	0	0	0	0	.000	-1	0-0	0	0	0	0	0	0	1
Jan 03, 2015	at Mercyhurst Univ.	6-3	0	0	0	2	.000	0	0-0	0	0	0	0	0	0	0
Jan 03, 2015	at Mercyhurst Univ.	2-2	0	0	0	0	.000	0	0-0	0	0	0	0	0	0	0
Jan 09, 2015	at Penn State	5-4	0	0	0	1	.000	0	1-2	0	0	0	0	0	0	0
Jan 10, 2015	at Penn State	1-4	0	0	0	1	.000	0	0-0	0	0	0	0	0	0	0
Jan 16, 2015	MICHIGAN	6-10	0	0	0	0	.000	-1	0-0	0	0	0	0	0	0	1
Jan 23, 2015	at Michigan State	1-4	0	1	1	0	.000	+1	0-0	0	0	0	0	0	0	0
Jan 24, 2015	at Michigan State	0-2	0	0	0	0	.000	0	0-0	0	0	0	0	0	0	0
Feb 06, 2015	at Minnesota	2-4	0	0	0	0	.000	0	0-0	0	0	0	0	0	0	1
Feb 07, 2015	at Minnesota	2-6	0	0	0	1	.000	0	0-0	0	0	0	0	0	0	0
Feb 14, 2015	WISCONSIN	2-3	0	0	0	0	.000	0	0-0	0	0	0	0	0	0	0
Feb 20, 2015	MICHIGAN	5-3	0	1	1	0	.000	+1	1-2	0	0	0	0	0	0	0
Feb 22, 2015	at Michigan	2-5	0	1	1	2	.500	+1	0-0	0	0	0	0	0	0	0
Feb 27, 2015	PENN STATE	5-3	0	0	0	0	.000	+1	0-0	0	0	0	0	0	0	0
Feb 28, 2015	PENN STATE	5-3	1	0	1	1	.000	+1	0-0	0	0	0	0	0	0	0
Mar 06, 2015	MINNESOTA	2-4	0	0	0	0	.000	0	0-0	0	0	0	0	0	0	0
Mar 07, 2015	MINNESOTA	5-2	0	0	0	1	.000	0	0-0	0	0	0	0	0	0	0
Mar 13, 2015	at Wisconsin	2-2	0	0	0	0	.000	+1	0-0	0	0	0	0	0	0	0
Mar 14, 2015	at Wisconsin	2-0	0	0	0	1	.000	0	0-0	0	0	0	0	0	0	0
Totals			1	5	6	13	.077	+5	3-6	0	0	0	0	0	0	4

Games played: 24
 Shots per game: 0.54; Goals per game: 0.04
 Assists per game: 0.21; Points per game: 0.25



11 CHRISTIAN LAMPASSO

Freshman Forward
171 lbs, 5-10
Amherst, N.Y.
Lincoln Stars (USHL)

- Played in 30-of-34 games (DNP 11/7 vs. Omaha, 11/29 at Notre Dame, 12/5 at Michigan, 3/7 vs. Minnesota), 2G, t-3rd on team with 12A (3 2 assist nights)
- t-6th among B1G rookies with 14 points
- 2A, +1 2/20 vs. Michigan
- Goal, +1 2/14 vs. Wisconsin
- First career goal, 2A, career-high 3P 1/9 at Penn State, with +1 mark; A in game two 1/10
- 2A (1st career multiple point game), +3 1/2 at Mercyhurst; A in game two 1/3
- Assist 11/28 vs. Western Michigan
- Helper and +1 11/21 vs. Michigan State
- A 11/14 at Bowling Green; +1 in each game vs. BG 11/14-15
- A 11/8 vs. Omaha for first career point
- Blocked 2 shots in game 2 vs. Providence 10/11

LAMPASSO CAREER STATS


	GP	G	A	P	Shots	P-PIM	+/-	PP	SH	GW
2014-15	30	2	12	14	38	3-6	-6	0	0	0
Total	30	2	12	14	38	3-6	-6	0	0	0

LAMPASSO CAREER SINGLE-GAME AND CAREER HIGHS

Goals	1	2x, last 2/14/15 vs. Wisconsin
Assists	2	3x, last 2/20/15 vs. Michigan
Points	3	1/9/15 at Penn State
Shots	4	2/14/15 vs. Wisconsin
PIM	2	3x, last 2/7/15 at Minnesota
+/-	+3	1/2/15 at Mercyhurst
Multiple Pt Games	3	(2 2P, 1 3P)
Point Streak	6 games	11/21/15-1/10/15 (1g, 8a, 9p)

Date	Opponent	Score	G	A	Pts	Sh	Sh%	+/-	Pen-Min	PP	SH	EN	GW	GT	Hat	UA	Blk
Oct 10, 2014	PROVIDENCE	5-4	0	0	0	0	0.00	-1	0-0	0	0	0	0	0	0	0	0
Oct 11, 2014	PROVIDENCE	1-2	0	0	0	2	0.00	-1	0-0	0	0	0	0	0	0	0	2
Oct 17, 2014	MIAMI	1-5	0	0	0	1	0.00	0	1-2	0	0	0	0	0	0	0	0
Oct 18, 2014	at Miami	1-2	0	0	0	1	0.00	-1	0-0	0	0	0	0	0	0	0	0
Oct 31, 2014	at Canisius	3-3	0	0	0	3	0.00	0	0-0	0	0	0	0	0	0	0	0
Nov 01, 2014	at Canisius	4-1	0	0	0	2	0.00	0	0-0	0	0	0	0	0	0	0	0
Nov 08, 2014	OMAHA	3-4	0	1	1	0	0.00	0	0-0	0	0	0	0	0	0	0	0
Nov 14, 2014	at Bowling Green	3-2	0	1	1	0	0.00	+1	0-0	0	0	0	0	0	0	0	0
Nov 15, 2014	BOWLING GREEN	2-3	0	0	0	0	0.00	+1	0-0	0	0	0	0	0	0	0	0
Nov 20, 2014	MICHIGAN STATE	1-3	0	0	0	1	0.00	-2	0-0	0	0	0	0	0	0	0	1
Nov 21, 2014	MICHIGAN STATE	3-0	0	1	1	0	0.00	+1	0-0	0	0	0	0	0	0	0	0
Nov 28, 2014	vs Western Michigan	2-6	0	1	1	1	0.00	0	0-0	0	0	0	0	0	0	0	0
Jan 02, 2015	at Mercyhurst Univ.	6-3	0	2	2	2	0.00	+3	0-0	0	0	0	0	0	0	0	0
Jan 03, 2015	at Mercyhurst Univ.	2-2	0	1	1	1	0.00	0	0-0	0	0	0	0	0	0	0	0
Jan 09, 2015	at Penn State	5-4	1	2	3	2	0.62	+1	0-0	0	0	0	0	0	0	0	0
Jan 10, 2015	at Penn State	1-4	0	1	1	3	0.53	0	1-2	0	0	0	0	0	0	0	0
Jan 16, 2015	MICHIGAN	6-10	0	0	0	3	0.45	-3	0-0	0	0	0	0	0	0	0	0
Jan 23, 2015	at Michigan State	1-4	0	0	0	0	0.45	-1	0-0	0	0	0	0	0	0	0	0
Jan 24, 2015	at Michigan State	0-2	0	0	0	1	0.43	-1	0-0	0	0	0	0	0	0	0	1
Feb 06, 2015	at Minnesota	2-4	0	0	0	3	0.38	+1	0-0	0	0	0	0	0	0	0	0
Feb 07, 2015	at Minnesota	2-6	0	0	0	1	0.37	-1	1-2	0	0	0	0	0	0	0	1
Feb 13, 2015	WISCONSIN	2-1	0	0	0	0	0.37	-1	0-0	0	0	0	0	0	0	0	0
Feb 14, 2015	WISCONSIN	2-3	1	0	1	4	0.65	+1	0-0	0	0	0	0	0	0	0	0
Feb 20, 2015	MICHIGAN	5-3	0	2	2	0	0.65	+1	0-0	0	0	0	0	0	0	0	0
Feb 22, 2015	at Michigan	2-5	0	0	0	3	0.59	0	0-0	0	0	0	0	0	0	0	2
Feb 27, 2015	PENN STATE	6-3	0	0	0	2	0.56	-2	0-0	0	0	0	0	0	0	0	0
Feb 28, 2015	PENN STATE	5-3	0	0	0	1	0.54	-2	0-0	0	0	0	0	0	0	0	0
Mar 06, 2015	MINNESOTA	2-4	0	0	0	0	0.54	0	0-0	0	0	0	0	0	0	0	0
Mar 13, 2015	at Wisconsin	2-2	0	0	0	0	0.54	0	0-0	0	0	0	0	0	0	0	0
Mar 14, 2015	at Wisconsin	2-0	0	0	0	1	0.53	0	0-0	0	0	0	0	0	0	0	0
Totals			2	12	14	38	0.53	-6	3-6	0	0	0	0	0	0	0	7

Games played: 30
Shots per game: 1.27/Goals per game: 0.07
Assists per game: 0.40/Points per game: 0.47



23 TYLER LUNDEY

Junior Forward
177 lbs, 5-10
Middleton, Wis.
Dubuque Fighting Saints (USHL)

- Played in first 15 games and 27 overall, 7G (career high), 3A, 10P; missed 7 games with lower body injury, returning 2/6-7 at Minnesota (points in 7 of 10 games since returning)
- G in each game at Wisconsin 3/13-14 (GWG in game 2), with +1 mark in both games
- G 3/6 vs. Minnesota
- A, +1 /27 vs. Penn State
- G 2/22 vs. Michigan; +1 in each game vs. UM 2/20&22
- 2P in series vs. Wisconsin 2/13-14; G and +1 in opener, assist in game two
- Scored extra attacker goal unassisted 11/20 vs. Michigan State
- Scored in 3rd period in 3-2 win at BG 11/14, Assist in game 2 vs. BG 11/14; +1 in each game
- +1 in game 1 vs. Providence 10/10 and 11/29 at Notre Dame
- Played in 100th career game 3/14 at Wisconsin

LUNDEY CAREER STATS

	GP	G	A	P	Shots	P-PIM	+/-	PP	SH	GW
2012-13	38	4	6	10	57	5-10	+1	0	1	1
2013-14	35	5	7	12	62	11-22	-2	2	0	1
2014-15	27	7	3	10	46	3-6	+2	0	0	1
Total	100	16	16	32	165	19-38	+1	2	1	3

LUNDEY CAREER SINGLE-GAME AND CAREER HIGHS

Goals	2	12/1/12 at Michigan State
Assists	1	16x, last 2/27/15 vs. Penn State
Points	2	3x, last 2/14/14 vs. Wisconsin
PIM	4	10/12/12 at Minnesota Duluth
Shots	6	2x, last 3/13/15 at Wisconsin
+/-	+2	4x, last 2/14/14 vs. Wisconsin

Date	Opponent	Score	G	A	Pts	Sh	Sh%	+/-	Pen-Min	PP	SH	EN	GW	GT	Hat	UA	Blk
Oct 10, 2014	PROVIDENCE	5-4	0	0	0	1	0.00	+1	0-0	0	0	0	0	0	0	0	0
Oct 11, 2014	PROVIDENCE	1-2	0	0	0	0	0.00	-1	0-0	0	0	0	0	0	0	0	0
Oct 17, 2014	MIAMI	1-5	0	0	0	0	0.00	0	0-0	0	0	0	0	0	0	0	1
Oct 18, 2014	at Miami	1-2	0	0	0	1	0.00	0	0-0	0	0	0	0	0	0	0	0
Oct 31, 2014	at Canisius	3-3	0	0	0	0	0.00	0	0-0	0	0	0	0	0	0	0	0
Nov 01, 2014	at Canisius	4-1	0	0	0	2	0.00	0	0-0	0	0	0	0	0	0	0	0
Nov 07, 2014	OMAHA	1-4	0	0	0	1	0.00	0	0-0	0	0	0	0	0	0	0	0
Nov 08, 2014	OMAHA	3-4	0	0	0	0	0.00	-2	0-0	0	0	0	0	0	0	0	0
Nov 14, 2014	at Bowling Green	3-2	1	0	1	1	1.43	+1	0-0	0	0	0	0	0	0	0	0
Nov 15, 2014	BOWLING GREEN	2-3	0	1	1	4	0.91	+1	1-2	0	0	0	0	0	0	0	0
Nov 20, 2014	MICHIGAN STATE	1-3	1	0	1	5	1.25	0	0-0	0	0	0	0	0	0	1	1
Nov 21, 2014	MICHIGAN STATE	3-0	0	0	0	2	1.11	0	0-0	0	0	0	0	0	0	0	1
Nov 28, 2014	vs Western Michigan	2-6	0	0	0	1	1.05	-1	0-0	0	0	0	0	0	0	0	0
Nov 29, 2014	at Notre Dame	5-1	0	0	0	2	1.05	+1	0-0	0	0	0	0	0	0	0	0
Dec 05, 2014	at Michigan	3-8	0	0	0	2	0.87	-1	0-0	0	0	0	0	0	0	0	1
Feb 06, 2015	at Minnesota	2-4	0	0	0	2	0.80	-1	0-0	0	0	0	0	0	0	0	0
Feb 07, 2015	at Minnesota	2-6	0	0	0	0	0.80	0	0-0	0	0	0	0	0	0	0	0
Feb 13, 2015	WISCONSIN	2-1	1	0	1	3	1.07	+1	0-0	0	0	0	0	0	0	0	0
Feb 14, 2015	WISCONSIN	2-3	0	1	1	0	1.07	0	0-0	0	0	0	0	0	0	0	0
Feb 20, 2015	MICHIGAN	5-3	0	0	0	1	1.03	+1	1-2	0	0	0	0	0	0	0	0
Feb 22, 2015	at Michigan	2-5	1	0	1	2	1.29	+1	1-2	0	0	0	0	0	0	0	1
Feb 27, 2015	PENN STATE	5-3	0	1	1	0	1.29	+1	0-0	0	0	0	0	0	0	0	1
Feb 28, 2015	PENN STATE	5-3	0	0	0	3	1.18	0	0-0	0	0	0	0	0	0	0	1
Mar 06, 2015	MINNESOTA	2-4	1	0	1	2	1.39	-1	0-0	0	0	0	0	0	0	0	0
Mar 07, 2015	MINNESOTA	5-2	0	0	0	0	1.39	+1	0-0	0	0	0	0	0	0	0	0
Mar 13, 2015	at Wisconsin	2-2	1	0	1	6	1.43	+1	0-0	0	0	0	0	0	0	0	0
Mar 14, 2015	at Wisconsin	2-0	1	0	1	4	1.52	+1	0-0	0	0	0	1	0	0	0	1
Totals			7	3	10	46	1.52	+2	3-6	0	0	0	1	0	0	1	8

Games played: 27
Shots per game: 1.70/Goals per game: 0.26
Assists per game: 0.11/Points per game: 0.37



7 AL MCLEAN

Senior Defenseman
190 lbs, 6-2
Duluth, Minn.
Omaha Lancers (USHL)

2012 CCHA All-Rookie Team Honorable Mention
2012, 2013, 2014 Ohio State Scholar-Athlete
2013, 2014 Academic All-Big Ten

- Played in 24 games; 30 blocked shots, 2A
- +1 in each game at Wisconsin 3/13-14
- Blocked 5 shots 2/27 vs. Penn State to lead team
- Assist, +1 2/20 vs. Michigan, with 2 blocked shots
- Blocked 5 shots in series at Michigan State 1/23-24, with 3 in game one and 2 in game two
- +2 1/3 at Mercyhurst and 1/16 vs. Michigan
- +1 11/20 vs. Michigan State, with 3 blocked shots
- A vs. Providence 10/10 and blocked 2 shots
- Marked 100th career game 11/7 vs. Omaha

MCLEAN CAREER STATS

	GP	G	A	P	Shots	P-PIM	+/-	PP	SH	GW
2010-11	31	3	8	11	33	5-10	+4	1	0	0
2011-12	32	0	2	2	15	3-6	-6	0	0	0
2013-14	31	0	1	1	22	6-12	-5	0	0	0
2014-15	24	0	2	2	10	4-8	-6	0	0	0
Total	118	3	13	16	80	18-36	-13	1	0	0

MCLEAN CAREER SINGLE-GAME AND CAREER HIGHS

Goals	1	3x, last 2/25/12 vs. Miami
Assists	2	11/11/11 vs. Northern Michigan
Points	2	11/11/11 vs. Northern Michigan
Shots	3	3x, last 11/1/13 vs. Minnesota Duluth
PIM	4	2x, last 10/13/12 at Minnesota Duluth
+/-	+2	7x, last 1/16/15 vs. Michigan
Blocks	8	3/21/14 vs. Minnesota

Date	Opponent	Score	G	A	Pts	Sh	Sh%	+/-	Pen-Min	PP	SH	EN	GW	GT	Hat	UA	Blk
Oct 10, 2014	PROVIDENCE	5-4	0	1	1	0	.000	0	1-2	0	0	0	0	0	0	0	2
Oct 11, 2014	PROVIDENCE	1-2	0	0	0	1	.000	-2	0-0	0	0	0	0	0	0	0	1
Oct 17, 2014	MIAMI	1-5	0	0	0	1	.000	0	0-0	0	0	0	0	0	0	0	0
Oct 18, 2014	at Miami	1-2	0	0	0	0	.000	0	1-2	0	0	0	0	0	0	0	1
Oct 31, 2014	at Canisius	3-3	0	0	0	0	.000	-1	0-0	0	0	0	0	0	0	0	2
Nov 07, 2014	OMAHA	1-4	0	0	0	1	.000	-2	0-0	0	0	0	0	0	0	0	1
Nov 20, 2014	MICHIGAN STATE	1-3	0	0	0	0	.000	+1	0-0	0	0	0	0	0	0	0	3
Nov 21, 2014	MICHIGAN STATE	3-0	0	0	0	2	.000	0	0-0	0	0	0	0	0	0	0	1
Nov 28, 2014	vs Western Michigan	2-6	0	0	0	0	.000	-2	0-0	0	0	0	0	0	0	0	0
Dec 05, 2014	at Michigan	3-8	0	0	0	0	.000	-1	0-0	0	0	0	0	0	0	0	2
Jan 03, 2015	at Mercyhurst Univ.	2-2	0	0	0	1	.000	+2	0-0	0	0	0	0	0	0	0	1
Jan 09, 2015	at Penn State	5-4	0	0	0	0	.000	-2	0-0	0	0	0	0	0	0	0	0
Jan 10, 2015	at Penn State	1-4	0	0	0	1	.000	-1	0-0	0	0	0	0	0	0	0	0
Jan 16, 2015	MICHIGAN	6-10	0	0	0	0	.000	+2	0-0	0	0	0	0	0	0	0	1
Jan 23, 2015	at Michigan State	1-4	0	0	0	1	.000	-1	1-2	0	0	0	0	0	0	0	3
Jan 24, 2015	at Michigan State	0-2	0	0	0	1	.000	0	0-0	0	0	0	0	0	0	0	2
Feb 06, 2015	at Minnesota	2-4	0	0	0	0	.000	0	1-2	0	0	0	0	0	0	0	0
Feb 20, 2015	MICHIGAN	5-3	0	1	1	1	.000	+1	0-0	0	0	0	0	0	0	0	2
Feb 22, 2015	at Michigan	2-5	0	0	0	0	.000	0	0-0	0	0	0	0	0	0	0	0
Feb 27, 2015	PENN STATE	5-3	0	0	0	0	.000	-1	0-0	0	0	0	0	0	0	0	5
Feb 28, 2015	PENN STATE	5-3	0	0	0	0	.000	-1	0-0	0	0	0	0	0	0	0	0
Mar 07, 2015	MINNESOTA	5-2	0	0	0	0	.000	0	0-0	0	0	0	0	0	0	0	2
Mar 13, 2015	at Wisconsin	2-2	0	0	0	0	.000	+1	0-0	0	0	0	0	0	0	0	0
Mar 14, 2015	at Wisconsin	2-0	0	0	0	0	.000	+1	0-0	0	0	0	0	0	0	0	1
Totals			0	2	2	10	.000	-6	4-8	0	0	0	0	0	0	0	30

Games played: 24
Shots per game: 0.42; Goals per game: 0.00
Assists per game: 0.08; Points per game: 0.08



9 KEVIN MILLER

Freshman Forward
178 lbs, 5-11
Stony Plain, Alberta
Fort McMurray Oil Barons (AJHL)

- Played in 15 games; G, 2A, 3P
- Assist and +1 11/29 at Notre Dame
- G, A 11/1 at Canisius for first career points, with +2 mark

MILLER CAREER STATS

	GP	G	A	P	Shots	P-PIM	+/-	PP	SH	GW
2014-15	15	1	2	3	14	2-4	-2	0	0	0
Total	15	1	2	3	14	2-4	-2	0	0	0

MILLER CAREER SINGLE-GAME AND CAREER HIGHS

Goals	1	11/1/14 at Canisius
Assists	1	11/1/14 at Canisius
Points	2	11/1/14 at Canisius
Shots	4	11/1/14 at Canisius
PIM	2	2x, last 1/24/15 at Michigan State
+/-	+2	11/1/14 at Canisius

Date	Opponent	Score	G	A	Pts	Sh	Sh%	+/-	Pen-Min	PP	SH	EN	GW	GT	Hat	UA	Blk
Oct 18, 2014	at Miami	1-2	0	0	0	0	.000	0	0-0	0	0	0	0	0	0	0	0
Nov 01, 2014	at Canisius	4-1	1	1	2	4	.250	+2	0-0	0	0	0	0	0	0	0	0
Nov 07, 2014	OMAHA	1-4	0	0	0	1	.200	-1	0-0	0	0	0	0	0	0	0	0
Nov 15, 2014	BOWLING GREEN	2-3	0	0	0	2	.143	0	1-2	0	0	0	0	0	0	0	0
Nov 21, 2014	MICHIGAN STATE	3-0	0	0	0	0	.143	0	0-0	0	0	0	0	0	0	0	0
Nov 28, 2014	vs Western Michigan	2-6	0	0	0	0	.143	-1	0-0	0	0	0	0	0	0	0	0
Nov 29, 2014	at Notre Dame	5-1	0	1	1	1	.125	+1	0-0	0	0	0	0	0	0	0	0
Dec 05, 2014	at Michigan	3-8	0	0	0	1	.111	0	0-0	0	0	0	0	0	0	0	0
Jan 02, 2015	at Mercyhurst Univ.	6-3	0	0	0	0	.111	0	0-0	0	0	0	0	0	0	0	0
Jan 09, 2015	at Penn State	5-4	0	0	0	1	.100	-1	0-0	0	0	0	0	0	0	0	0
Jan 10, 2015	at Penn State	1-4	0	0	0	1	.091	0	0-0	0	0	0	0	0	0	0	1
Jan 16, 2015	MICHIGAN	6-10	0	0	0	1	.083	-1	0-0	0	0	0	0	0	0	0	0
Jan 23, 2015	at Michigan State	1-4	0	0	0	1	.077	0	0-0	0	0	0	0	0	0	0	0
Jan 24, 2015	at Michigan State	0-2	0	0	0	1	.071	-1	1-2	0	0	0	0	0	0	0	1
Feb 06, 2015	at Minnesota	2-4	0	0	0	0	.071	0	0-0	0	0	0	0	0	0	0	0
Totals			1	2	3	14	.071	-2	2-4	0	0	0	0	0	0	0	2

Games played: 15
Shots per game: 0.93; Goals per game: 0.07
Assists per game: 0.13; Points per game: 0.20



20 JANIK MÖSER

Freshman Defenseman
191 lbs, 5-11
Mannheim, Germany
Muskegon Lumberjacks (USHL)

- Played in 23 games (missed Mercyhurst series 1/2-3 while at WJC, missed UM game 1/16 and series at Michigan State 1/23-24 with lower body injury); 4A, 18 blocked shots
- Skated for Germany in 2015 IIHF World Junior Championship, playing in all 6 games and serving as an alternate captain; played in all 7 games for Germany in 2014 WJC
- Assist 2/22 at Michigan, blocked 3 shots in game one vs. UM 2/20
- A in each game at Penn State 1/9-10, with +2 mark in game 1
- A 12/5 at Michigan for first career point, 2 blocked shots
- 2 blocked shots 10/18 at Miami and 10/31 at Canisius
- +1 11/7 vs. Omaha, 11/21 vs. Michigan State, 11/29 at Notre Dame and 2/13 vs. Wisconsin

MÖSER CAREER STATS

	GP	G	A	P	Shots	P-PIM	+/-	PP	SH	GW
2014-15	23	0	4	4	20	1-2	-1	0	0	0
Total	23	0	4	4	20	1-2	-1	0	0	0

MÖSER CAREER SINGLE-GAME AND CAREER HIGHS

Assists	1	4x, last 2/22/15 at Michigan
Points	1	4x, last 2/22/15 at Michigan
Shots	2	7x, last 2/22/15 at Michigan
PIM	2	11/15/14 vs. Bowling Green
+/-	+2	1/9/15 at Penn State
Blocks	3	2/20/15 vs. Michigan

Date	Opponent	Score	G	A	Pts	Sh	Sh%	+/-	Pen-Min	PP	SH	EN	GW	GT	Hat	UA	Blk
Oct 10, 2014	PROVIDENCE	5-4	0	0	0	1	.000	0-0	0	0	0	0	0	0	0	0	0
Oct 17, 2014	MIAMI	1-5	0	0	0	1	.000	0-0	0	0	0	0	0	0	0	0	0
Oct 18, 2014	at Miami	1-2	0	0	0	2	.000	0-0	0	0	0	0	0	0	0	0	0
Oct 31, 2014	at Canisius	3-3	0	0	0	1	.000	0-0	0	0	0	0	0	0	0	0	0
Nov 01, 2014	at Canisius	4-1	0	0	0	0	.000	0-0	0	0	0	0	0	0	0	0	0
Nov 07, 2014	OMAHA	1-4	0	0	0	0	.000	+1-0-0	0	0	0	0	0	0	0	0	0
Nov 08, 2014	OMAHA	3-4	0	0	0	1	.000	0-0-0	0	0	0	0	0	0	0	0	0
Nov 14, 2014	at Bowling Green	3-2	0	0	0	0	.000	-1-1-2	0	0	0	0	0	0	0	0	0
Nov 15, 2014	BOWLING GREEN	2-3	0	0	0	2	.000	-1-0-0	0	0	0	0	0	0	0	0	0
Nov 21, 2014	MICHIGAN STATE	3-0	0	0	0	2	.000	+1-0-0	0	0	0	0	0	0	0	0	0
Nov 28, 2014	vs Western Michigan	2-6	0	0	0	0	.000	-1-0-0	0	0	0	0	0	0	0	0	0
Nov 29, 2014	at Notre Dame	5-1	0	0	0	1	.000	+1-0-0	0	0	0	0	0	0	0	0	0
Dec 05, 2014	at Michigan	3-8	0	1	1	0	.000	0-0-0	0	0	0	0	0	0	0	0	0
Jan 09, 2015	at Penn State	5-4	0	1	1	2	.000	+2-0-0	0	0	0	0	0	0	0	0	0
Jan 10, 2015	at Penn State	1-4	0	1	1	1	.000	-1-0-0	0	0	0	0	0	0	0	0	0
Feb 06, 2015	at Minnesota	2-4	0	0	0	0	.000	0-0-0	0	0	0	0	0	0	0	0	0
Feb 07, 2015	at Minnesota	2-6	0	0	0	2	.000	0-0-0	0	0	0	0	0	0	0	0	0
Feb 13, 2015	WISCONSIN	2-1	0	0	0	0	.000	+1-0-0	0	0	0	0	0	0	0	0	0
Feb 14, 2015	WISCONSIN	2-3	0	0	0	0	.000	-1-0-0	0	0	0	0	0	0	0	0	0
Feb 20, 2015	MICHIGAN	5-3	0	0	0	2	.000	0-0-0	0	0	0	0	0	0	0	0	0
Feb 22, 2015	at Michigan	2-5	0	1	1	2	.000	0-0-0	0	0	0	0	0	0	0	0	0
Feb 28, 2015	PENN STATE	5-3	0	0	0	0	.000	0-0-0	0	0	0	0	0	0	0	0	0
Mar 06, 2015	MINNESOTA	2-4	0	0	0	0	.000	-2-0-0	0	0	0	0	0	0	0	0	0
Totals			0	4	4	20	.000	-1-1-2	0	0	0	0	0	0	0	0	0

Games played: 23
Shots per game: 0.87; Goals per game: 0.00
Assists per game: 0.17; Points per game: 0.17



19 CHAD NIDDERY

Senior Forward
168 lbs, 5-10
Penticton, British Columbia
Powell River Kings (BCHL)

- Played in first 17 games of the season and 26 overall; missed 7 games with upper body injury suffered 1/3 at Mercyhurst
- 2G, career-high 10A and 12P; point in 7 of last 13 games
- A, +1 2/27 vs. Penn State
- A 2/13 vs. Wisconsin in return to lineup (extending point streak to 4 games (5A))
- 3A in series with Mercyhurst 1/2-3; 2A and +3 mark in game one, with assist in game two; 2 blocks in each game
- A 12/5 at Michigan
- Goal 11/28 vs. Western Michigan in Shillelagh Tourney
- Assist and +1 11/21 vs. Michigan State
- G, +1 11/8 vs. Omaha
- Career-high 3A and 3P 11/1 at Canisius, with +3 mark
- Blocked 2 shots in game 1 vs. Providence 10/10 and 3 vs. Miami 10/17
- Played in 100th career game 2/13 vs. Wisconsin

NIDDERY CAREER STATS

	GP	G	A	P	Shots	P-PIM	+/-	PP	SH	GW
2011-12	23	1	3	4	23	1-2	-6	0	0	1
2012-13	26	0	3	3	31	5-10	-2	0	0	0
2013-14	33	4	4	8	45	9-21	+2	0	0	1
2014-15	26	2	10	12	41	2-4	+3	0	0	0
Total	108	7	20	27	140	17-37	-3	0	0	2

NIDDERY CAREER SINGLE-GAME AND CAREER HIGHS

Goals	1	7x, last 11/28/14 vs. Western Michigan
Assists	3	11/1/14 at Canisius
Points	3	11/1/14 at Canisius
Shots	5	1/2/15 at Mercyhurst
PIM	5	1/10/14 vs. Michigan State
+/-	+3	2x, last 1/2/15 at Mercyhurst
Blocks	3	3x, last 10/18/14 at Miami
Point Streak	4 games	12/5/14-2/13/15 (5a)

Date	Opponent	Score	G	A	Pts	Sh	Sh%	+/-	Pen-Min	PP	SH	EN	GW	GT	Hat	UA	Blk
Oct 10, 2014	PROVIDENCE	5-4	0	0	0	1	.000	0-0	0	0	0	0	0	0	0	0	0
Oct 11, 2014	PROVIDENCE	1-2	0	0	0	4	.000	-1-0-0	0	0	0	0	0	0	0	0	0
Oct 17, 2014	MIAMI	1-5	0	0	0	2	.000	0-0-0	0	0	0	0	0	0	0	0	0
Oct 18, 2014	at Miami	1-2	0	0	0	1	.000	0-0-0	0	0	0	0	0	0	0	0	0
Oct 31, 2014	at Canisius	3-3	0	0	0	0	.000	0-0-0	0	0	0	0	0	0	0	0	0
Nov 01, 2014	at Canisius	4-1	0	3	3	0	.000	+3-0-0	0	0	0	0	0	0	0	0	0
Nov 07, 2014	OMAHA	1-4	0	0	0	0	.000	-1-0-0	0	0	0	0	0	0	0	0	0
Nov 08, 2014	OMAHA	3-4	1	0	1	3	.333	+1-1-2	0	0	0	0	0	0	0	0	0
Nov 14, 2014	at Bowling Green	3-2	0	0	0	2	.000	-1-0-0	0	0	0	0	0	0	0	0	0
Nov 15, 2014	BOWLING GREEN	2-3	0	0	0	0	.000	-1-1-2	0	0	0	0	0	0	0	0	0
Nov 20, 2014	MICHIGAN STATE	1-3	0	0	0	0	.000	-1-0-0	0	0	0	0	0	0	0	0	0
Nov 21, 2014	MICHIGAN STATE	3-0	0	1	1	0	.000	+1-0-0	0	0	0	0	0	0	0	0	0
Nov 28, 2014	vs Western Michigan	2-6	1	0	1	4	.250	-1-0-0	0	0	0	0	0	0	0	0	0
Nov 29, 2014	at Notre Dame	5-1	0	0	0	2	.000	0-0-0	0	0	0	0	0	0	0	0	0
Dec 05, 2014	at Michigan	3-8	0	1	1	1	.100	0-0-0	0	0	0	0	0	0	0	0	0
Jan 02, 2015	at Mercyhurst Univ.	6-3	0	2	2	5	.080	+3-0-0	0	0	0	0	0	0	0	0	0
Jan 03, 2015	at Mercyhurst Univ.	2-2	0	1	1	0	.080	0-0-0	0	0	0	0	0	0	0	0	0
Feb 13, 2015	WISCONSIN	2-1	0	1	1	3	.333	0-0-0	0	0	0	0	0	0	0	0	0
Feb 14, 2015	WISCONSIN	2-3	0	0	0	1	.069	0-0-0	0	0	0	0	0	0	0	0	0
Feb 22, 2015	at Michigan	2-5	0	0	0	0	.000	0-0-0	0	0	0	0	0	0	0	0	0
Feb 27, 2015	PENN STATE	5-3	0	1	1	2	.365	+1-0-0	0	0	0	0	0	0	0	0	0
Feb 28, 2015	PENN STATE	5-3	0	0	0	3	.059	0-0-0	0	0	0	0	0	0	0	0	0
Mar 06, 2015	MINNESOTA	2-4	0	0	0	0	.000	0-0-0	0	0	0	0	0	0	0	0	0
Mar 07, 2015	MINNESOTA	5-2	0	0	0	2	.059	0-0-0	0	0	0	0	0	0	0	0	0
Mar 13, 2015	at Wisconsin	2-2	0	0	0	2	.053	0-0-0	0	0	0	0	0	0	0	0	0
Mar 14, 2015	at Wisconsin	2-0	0	0	0	3	.049	0-0-0	0	0	0	0	0	0	0	0	0
Totals			2	10	12	41	.343	+3-2-4	0	0	0	0	0	0	0	0	0

Games played: 26
Shots per game: 1.58; Goals per game: 0.08
Assists per game: 0.38; Points per game: 0.46



15 NICK ODDO

Senior Forward
178 lbs, 6-0
Omaha, Neb.
Omaha Lancers (USHL)



37 NICK SCHILKEY

Sophomore Forward
173 lbs, 5-10
Marysville, Mich.
Green Bay Gamblers (USHL)

2012 Ohio State Scholar-Athlete

- Earned bachelor's degree in logistics management at conclusion of autumn semester
- Played in 28 of 32 games (DNP 11/15 vs. Bowling Green, 1/2 at Mercyhurst; missed 1/16 vs. Michigan because of illness), 3G, 10A, 13P; currently out with upper body injury suffered 3/6 vs. Minnesota
- Helper 2/27 vs. Penn State, with 3 shot blocks
- Assist, +1 12/5 at Michigan, 2/13 vs. Wisconsin and 2/22 at Michigan
- Goal 2/6 at Minnesota
- Assist 1/23 at Michigan State
- 2 assists, +2 1/9 at Penn State
- Assist, +1 11/29 at Notre Dame, with 3 shot blocks
- +1 in each game vs. Michigan State 11/20-21
- 3P, with 2G and an A, 11/1 at Canisius, along with +3 mark
- Assist and +1 mark vs. Providence 10/11
- Played in 100th career game 11/14 at Bowling Green

ODDO CAREER STATS

	GP	G	A	P	Shots	P-PIM	+/-	PP	SH	GW
2011-12	32	5	5	10	63	14-39	+5	1	0	2
2012-13	22	2	5	7	29	12-40	+2	1	0	0
2013-14	37	9	21	30	72	12-35	+23	0	0	3
2014-15	28	3	10	13	41	3-17	+5	0	0	0
Total	119	19	41	60	205	41-116	+35	2	0	5

ODDO CAREER SINGLE-GAME AND CAREER HIGHS

Goals 2 2x, last 11/1/14 at Canisius
 Assists 3 12/28/13 vs. Mercyhurst
 Points 3 5x, last 11/1/14 at Canisius
 PIM 17 12/10/11 at Miami
 Shots 6 1/21/12 vs. Ferris State
 +/- +3 3x, last 11/1/14 at Canisius
 Point Streak 4 games 12/3/11-12/30/11 (3G, 2A, 5P)
 Multiple Point Games 14 9 2P, 5 3P

Date	Opponent	Score	G	A	Pts	Sh	Sh%	+/-	Pen-Min	PP	SH	EN	GW	GT	Hat	UA	Blk
Oct 10, 2014	PROVIDENCE	5-4	0	0	0	2	0.00	-1	0-0	0	0	0	0	0	0	0	1
Oct 11, 2014	PROVIDENCE	1-2	0	1	1	2	0.00	+1	0-0	0	0	0	0	0	0	0	0
Oct 17, 2014	MIAMI	1-5	0	0	0	0	0.00	-1	0-0	0	0	0	0	0	0	0	0
Oct 18, 2014	at Miami	1-2	0	0	0	2	0.00	0	0-0	0	0	0	0	0	0	0	1
Oct 31, 2014	at Canisius	4-1	2	1	3	3	222	+3	0-0	0	0	0	0	0	0	0	0
Nov 01, 2014	at Canisius	4-1	2	1	3	3	222	+3	0-0	0	0	0	0	0	0	0	0
Nov 07, 2014	OMAHA	1-4	0	0	0	0	222	-1	0-0	0	0	0	0	0	0	0	0
Nov 08, 2014	OMAHA	3-4	0	0	0	1	200	0	0-0	0	0	0	0	0	0	0	0
Nov 14, 2014	at Bowling Green	3-2	0	0	0	1	182	0	1-2	0	0	0	0	0	0	0	1
Nov 20, 2014	MICHIGAN STATE	1-3	0	0	0	2	154	+1	0-0	0	0	0	0	0	0	0	0
Nov 21, 2014	MICHIGAN STATE	3-0	0	0	0	4	118	+1	0-0	0	0	0	0	0	0	0	0
Nov 28, 2014	vs Western Michigan	2-6	0	0	0	2	105	-2	0-0	0	0	0	0	0	0	0	0
Nov 29, 2014	at Notre Dame	5-1	0	1	1	2	095	+1	0-0	0	0	0	0	0	0	0	3
Dec 05, 2014	at Michigan	3-8	0	1	1	2	087	+1	2-15	0	0	0	0	0	0	0	0
Jan 03, 2015	at Mercyhurst Univ.	2-2	0	0	0	1	083	0	0-0	0	0	0	0	0	0	0	1
Jan 09, 2015	at Penn State	5-4	0	2	2	2	077	+2	0-0	0	0	0	0	0	0	0	2
Jan 10, 2015	at Penn State	1-4	0	0	0	0	077	0	0-0	0	0	0	0	0	0	0	0
Jan 23, 2015	at Michigan State	1-4	0	1	1	0	077	0	0-0	0	0	0	0	0	0	0	1
Jan 24, 2015	at Michigan State	0-2	0	0	0	0	077	0	0-0	0	0	0	0	0	0	0	1
Feb 06, 2015	at Minnesota	2-4	1	0	1	4	100	-1	0-0	0	0	0	0	0	0	0	1
Feb 07, 2015	at Minnesota	2-6	0	0	0	0	100	-1	0-0	0	0	0	0	0	0	0	0
Feb 13, 2015	WISCONSIN	2-1	0	1	1	1	097	+1	0-0	0	0	0	0	0	0	0	0
Feb 14, 2015	WISCONSIN	2-3	0	0	0	2	091	0	0-0	0	0	0	0	0	0	0	0
Feb 20, 2015	MICHIGAN	5-3	0	0	0	1	088	-1	0-0	0	0	0	0	0	0	0	2
Feb 22, 2015	at Michigan	2-5	0	1	1	1	086	+1	0-0	0	0	0	0	0	0	0	0
Feb 27, 2015	PENN STATE	5-3	0	1	1	3	079	0	0-0	0	0	0	0	0	0	0	3
Feb 28, 2015	PENN STATE	5-3	0	0	0	3	073	0	0-0	0	0	0	0	0	0	0	1
Mar 06, 2015	MINNESOTA	2-4	0	0	0	0	073	0	0-0	0	0	0	0	0	0	0	0
Totals			3	10	13	41	073	+5	3-17	0	0	0	0	0	0	1	17

Games played: 28
 Shots per game: 1.46/Goals per game: 0.11
 Assists per game: 0.36/Points per game: 0.46

NCAA Top 5 Play of the Week 2/17

2014-15 B1G Preseason Player to Watch
 2014 B1G All-Freshman Team
 2014 Ohio State Scholar-Athlete

- Played in 31-of-34 games, 9G, 12A, 21P; 3rd on team in points, 4th in goals, t-3rd in assists
- Skated in season opener vs. Providence 10/10, injured in the game and missed next 3 games (first games he missed as a Buckeye)
- Point in 4 of last 6 games (2g, 3a, 5p)
- A 3/13 at Wisconsin, +1 3/14 at UW
- G, +1 3/7 vs. Minnesota
- 3P, +2 in sweep of Penn State 2/27-28; 2A in game one, G in game two, +1 in each game
- ENG to seal win vs. Michigan 2/20, +1 in the game with two shot blocks
- GWG 2/13 vs. Wisconsin, +1 in the game; 11 shots in series, with 6 in game one
- 2A vs. Michigan 1/16
- G 1/9 at Penn State
- G, A for two points 1/2 at Mercyhurst
- G and 5 blocked shots 12/5 at Michigan
- Career-high 3A and +2 mark in win at Notre Dame 11/29
- PPG and A 11/21 vs. Michigan State, with a +1 mark and 3 blocked shots
- Goal 11/15 vs. Bowling Green
- 2A 11/8 vs. Omaha
- Returned to action in series at Canisius 10/31-11/1; +1 in each game
- Played in 50th career game 1/2 at Meryhurst

SCHILKEY CAREER STATS

	GP	G	A	P	Shots	P-PIM	+/-	PP	SH	GW
2013-14	37	13	13	26	95	6-12	+9	5	0	0
2014-15	31	9	12	21	88	3-6	-4	1	0	1
Total	68	22	25	47	183	9-18	+4	6	0	1

SCHILKEY CAREER SINGLE-GAME AND CAREER HIGHS

Goals 1 22x, last 3/7/15 vs. Minnesota
 Assists 3 11/29/14 at Notre Dame
 Points 3 2x, last 11/29/14 at Notre Dame
 PIM 2 9x, last 2/13/15 vs. Wisconsin
 Shots 6 7x, last 3/6/15 vs. Minnesota
 +/- +3 2x, last 3/14/14 at Penn State
 Multiple Pt Games 12 (10 2P, 2 3P)
 Blocks 5 12/5/14 at Michigan


Date	Opponent	Score	G	A	Pts	Sh	Sh%	+/-	Pen-Min	PP	SH	EN	GW	GT	Hat	UA	Blk
Oct 10, 2014	PROVIDENCE	5-4	0	0	0	1	0.00	0	0-0	0	0	0	0	0	0	0	0
Oct 31, 2014	at Canisius	3-3	0	0	0	4	0.00	+1	0-0	0	0	0	0	0	0	0	0
Nov 01, 2014	at Canisius	4-1	0	0	0	3	0.00	+1	0-0	0	0	0	0	0	0	0	0
Nov 07, 2014	OMAHA	1-4	0	0	0	2	0.00	0	1-2	0	0	0	0	0	0	0	0
Nov 08, 2014	OMAHA	3-4	0	2	2	3	0.00	-1	0-0	0	0	0	0	0	0	0	1
Nov 14, 2014	at Bowling Green	3-2	0	0	0	1	0.00	0	0-0	0	0	0	0	0	0	0	0
Nov 15, 2014	BOWLING GREEN	2-3	1	0	1	2	062	-1	1-2	0	0	0	0	0	0	0	0
Nov 20, 2014	MICHIGAN STATE	1-3	0	0	0	3	053	0	0-0	0	0	0	0	0	0	0	0
Nov 21, 2014	MICHIGAN STATE	3-0	1	1	2	4	087	+1	0-0	1	0	0	0	0	0	0	3
Nov 28, 2014	vs Western Michigan	2-6	0	0	0	0	087	-2	0-0	0	0	0	0	0	0	0	1
Nov 29, 2014	at Notre Dame	5-1	0	3	3	1	083	+2	0-0	0	0	0	0	0	0	0	0
Dec 05, 2014	at Michigan	3-8	1	0	1	4	107	-1	0-0	0	0	0	0	0	0	0	5
Jan 02, 2015	at Mercyhurst Univ.	6-3	1	1	2	3	129	-2	0-0	0	0	0	0	0	0	0	0
Jan 03, 2015	at Mercyhurst Univ.	2-2	0	0	0	3	118	0	0-0	0	0	0	0	0	0	0	1
Jan 09, 2015	at Penn State	5-4	1	0	1	6	125	-1	0-0	0	0	0	0	0	0	0	1
Jan 10, 2015	at Penn State	1-4	0	0	0	4	114	-2	0-0	0	0	0	0	0	0	0	0
Jan 16, 2015	MICHIGAN	6-10	0	2	2	2	109	0	0-0	0	0	0	0	0	0	0	0
Jan 23, 2015	at Michigan State	1-4	0	0	0	3	102	-2	0-0	0	0	0	0	0	0	0	0
Jan 24, 2015	at Michigan State	0-2	0	0	0	1	100	0	0-0	0	0	0	0	0	0	0	1
Feb 06, 2015	at Minnesota	2-4	0	0	0	0	100	-2	1-2	0	0	0	0	0	0	0	2
Feb 07, 2015	at Minnesota	2-6	0	0	0	0	100	0	0-0	0	0	0	0	0	0	0	1
Feb 13, 2015	WISCONSIN	2-1	1	0	1	6	107	+1	0-0	0	0	0	0	1	0	0	1
Feb 14, 2015	WISCONSIN	2-3	0	0	0	5	098	0	0-0	0	0	0	0	0	0	0	0
Feb 20, 2015	MICHIGAN	5-3	1	0	1	3	109	+1	0-0	0	0	0	1	0	0	0	2
Feb 22, 2015	at Michigan	2-5	0	0	0	1	108	-1	0-0	0	0	0	0	0	0	0	0
Feb 27, 2015	PENN STATE	5-3	0	2	2	4	101	+1	0-0	0	0	0	0	0	0	0	2
Feb 28, 2015	PENN STATE	5-3	1	0	1	5	108	+1	0-0	0	0	0	0	0	0	0	1
Mar 06, 2015	MINNESOTA	2-4	0	0	0	6	100	-1	0-0	0	0	0	0	0	0	0	0
Mar 07, 2015	MINNESOTA	5-2	1	0	1	1	111	+1	0-0	0	0	0	0	0	0	0	0
Mar 13, 2015	at Wisconsin	2-2	0	1	1	3	107	0	0-0	0	0	0	0	0	0	0	0
Mar 14, 2015	at Wisconsin	2-0	0	0	0	4	102	+1	0-0	0	0	0	0	0	0	0	0
Totals			9	12	21	88	102	-5	3-6	1	0	1	1	0	0	0	22

Games played: 31
 Shots per game: 2.84/Goals per game: 0.29
 Assists per game: 0.39/Points per game: 0.68



18 LUKE STORK

Freshman Forward
186 lbs
Pittsburgh, Pa.
Youngstown Phantoms (USHL)Major: Economics



31 MATT TOMKINS

Sophomore Goaltender
193 lbs, 6-3
Sherwood Park, Alberta
Sherwood Park Crusaders (AJHL)

- Played in 29 games of the season (DNP 11/1 at Canisius, 1/16 vs. Michigan, 2/14 vs. Wisconsin, 2/22 at Michigan, 3/14 at Wisconsin), 5G, 5A, 10P
- Point in each of last 4 games (1g, 3a, 4p)
- A in each game vs. Minnesota 3/6-7
- 2P in sweep of Penn State 2/27-28; G in game one, with A in game two
- 2G 1/9 at Penn State for first career multiple-point game; 11 points in series, with 6 in game one
- A 12/5 at Michigan
- +1 11/20 vs. Michigan State, 1/3 at Mercyhurst and 3/13 at Wisconsin
- A 11/7 vs. Omaha, +1 in game two 11/8
- G and +1 10/31 at Canisius
- Scored first career goal vs. Providence 10/11, with +1 mark

STORK CAREER STATS

	GP	G	A	P	Shots	P-PIM	+/-	PP	SH	GW
2014-15	29	5	5	10	40	3-6	-1	0	0	0
Total	29	5	5	10	40	3-6	-1	0	0	0

STORK CAREER SINGLE-GAME HIGHS

Goals	2	1/9/15 at Penn State
Assists	1	5x, last 3/7/15 vs. Minnesota
Points	2	1/9/15 at Penn State
PIM	2	3x, last 3/6/15 vs. Minnesota
Shots	6	1/9/15 at Penn State
+/-	+1	6x, last 2/13/15 at Wisconsin

NHL: Chicago '12 (7th round, No. 199)

2014 Ohio State Scholar-Athlete

B1G Third Star of the Week 11/4

B1G Second Star of the Week 11/25

- Played in 14 games, starting 12; 3:28 GAA, 2 shutouts
- Stopped all 17 shots faced in 2-0 shutout win at Wisconsin 3/14
- 15 saves in 6-3 win at Mercyhurst 1/2
- Started both games vs. Michigan State 11/20-21, first back-to-back starts of the year; 17 saves in 3-2 game one loss; stopped all 29 shots in game two for first career shutout to pick up B1G Second Star of the Week honors
- B1G Third Star of the Week 11/4 after 1-0-1 mark, .97 gaa and .958 sv% at Canisius 10/31-11/1; 26 saves in game one, with 20 in game two; allowed just 1 goal in each game; came on in relief 10/31 and played 63:07 in 3-3 OT tie
- 25 saves in 3-2 win at Bowling Green 11/14
- 30 saves in loss to Western Michigan 11/28
- Started 10/11 vs. Providence and made 27 saves on 29 shots in 2-1 OT loss
- Also started vs. Miami 10/17, with 28 saves and 11/7 vs. Omaha with 15 saves

TOMKINS CAREER STATS

	GP/GS	MIN	GA	GAA	Svs	Svpct	W-L-T
2013-14	17/15	928:47	43	2.78	440	.911	6-7-2
2014-15	14/12	768:11	42	3.28	297	.876	5-7-1
Total	31/27	1696:58	85	3.01	737	.897	11-14-3

TOMKINS CAREER SINGLE-GAME HIGHS

Saves, Game	39	11/2/13 vs. Minnesota Duluth
Shutouts	2	11/21/14 vs. Michigan State (29 saves) 3/14/15 at Wisconsin (17 saves)

Date	Opponent	Score	G	A	Pts	Sh	Sh%	+/-	Pen-Min	PP	SH	EN	GW	GT	Hat	UA	Blk
Oct 10, 2014	PROVIDENCE	5-4	0	0	0	0	.000	-1	0-0	0	0	0	0	0	0	0	0
Oct 11, 2014	PROVIDENCE	1-2	1	0	1	3	.333	+1	0-0	0	0	0	0	0	0	0	1
Oct 17, 2014	MIAMI	1-5	0	0	0	2	.200	-1	0-0	0	0	0	0	0	0	0	0
Oct 18, 2014	at Miami	1-2	0	0	0	0	.200	0	0-0	0	0	0	0	0	0	0	1
Oct 31, 2014	at Canisius	3-3	1	0	1	1	.333	+1	0-0	0	0	0	0	0	0	0	0
Nov 07, 2014	OMAHA	1-4	0	1	1	3	.222	0	0-0	0	0	0	0	0	0	0	1
Nov 08, 2014	OMAHA	3-4	0	0	0	1	.200	+1	0-0	0	0	0	0	0	0	0	0
Nov 14, 2014	at Bowling Green	3-2	0	0	0	0	.200	0	0-0	0	0	0	0	0	0	0	0
Nov 15, 2014	BOWLING GREEN	2-3	0	0	0	1	.182	0	0-0	0	0	0	0	0	0	0	0
Nov 20, 2014	MICHIGAN STATE	1-3	0	0	0	1	.167	+1	1-2	0	0	0	0	0	0	0	2
Nov 21, 2014	MICHIGAN STATE	3-0	0	0	0	2	.143	0	0-0	0	0	0	0	0	0	0	2
Nov 28, 2014	vs Western Michigan	2-8	0	0	0	0	.143	-2	0-0	0	0	0	0	0	0	0	1
Nov 29, 2014	at Notre Dame	5-1	0	0	0	1	.133	0	0-0	0	0	0	0	0	0	0	1
Dec 05, 2014	at Michigan	3-8	0	1	1	0	.133	0	0-0	0	0	0	0	0	0	0	0
Jan 02, 2015	at Mercyhurst Univ.	6-3	0	0	0	1	.125	0	0-0	0	0	0	0	0	0	0	0
Jan 03, 2015	at Mercyhurst Univ.	2-2	0	0	0	0	.125	+1	0-0	0	0	0	0	0	0	0	0
Jan 09, 2015	at Penn State	5-4	2	0	2	6	.182	0	0-0	0	0	0	0	0	0	0	0
Jan 10, 2015	at Penn State	1-4	0	0	0	5	.148	0	0-0	0	0	0	0	0	0	0	0
Jan 23, 2015	at Michigan State	1-4	0	0	0	3	.133	0	0-0	0	0	0	0	0	0	0	1
Jan 24, 2015	at Michigan State	0-2	0	0	0	0	.133	-1	0-0	0	0	0	0	0	0	0	2
Feb 06, 2015	at Minnesota	2-4	0	0	0	2	.125	0	0-0	0	0	0	0	0	0	0	0
Feb 07, 2015	at Minnesota	2-6	0	0	0	1	.121	0	0-0	0	0	0	0	0	0	0	1
Feb 13, 2015	WISCONSIN	2-1	0	0	0	0	.121	0	0-0	0	0	0	0	0	0	0	0
Feb 20, 2015	MICHIGAN	5-3	0	0	0	0	.121	0	0-0	0	0	0	0	0	0	0	0
Feb 27, 2015	PENN STATE	5-3	1	0	1	1	.147	0	1-2	0	0	0	0	0	0	0	0
Feb 28, 2015	PENN STATE	5-3	0	1	1	1	.143	0	0-0	0	0	0	0	0	0	0	1
Mar 06, 2015	MINNESOTA	2-4	0	1	1	0	.143	-1	1-2	0	0	0	0	0	0	0	1
Mar 07, 2015	MINNESOTA	5-2	0	1	1	1	.139	-1	0-0	0	0	0	0	0	0	0	0
Mar 13, 2015	at Wisconsin	2-2	0	0	0	4	.125	+1	0-0	0	0	0	0	0	0	0	1
Totals			5	5	10	40	.125	-1	3-6	0	0	0	0	0	0	0	16

Games played: 29
Shots per game: 1.38; Goals per game: 0.17

Date	Opponent	Score	Minutes	GA	GAAvg	Saves	Save%	W	L	T	PP	SH	EN	PN	SO
Oct 11, 2014	PROVIDENCE	1-2	64:15	2	1.87	27	.931	0	1	0	0	0	0	0	0
Oct 17, 2014	MIAMI	1-5	60:00	5	3.38	28	.887	0	2	0	3	0	0	0	0
Oct 31, 2014	at Canisius	3-3	63:07	1	2.56	26	.910	0	2	1	0	0	0	0	0
Nov 01, 2014	at Canisius	4-1	60:00	1	2.18	20	.918	1	2	1	0	1	0	0	0
Nov 07, 2014	OMAHA	1-4	58:32	3	2.35	15	.906	1	3	1	2	0	0	0	0
Nov 14, 2014	at Bowling Green	3-2	59:29	2	2.30	25	.910	2	3	1	0	0	0	0	0
Nov 20, 2014	MICHIGAN STATE	1-3	56:54	3	2.42	17	.903	2	4	1	1	0	0	0	0
Nov 21, 2014	MICHIGAN STATE	3-0	60:00	0	2.11	29	.917	3	4	1	0	0	0	0	0
Nov 28, 2014	vs Western Michigan	2-6	59:29	5	2.44	30	.908	3	5	1	0	0	0	0	0
Dec 05, 2014	at Michigan	3-8	14:32	4	2.80	3	.894	3	5	1	3	0	0	0	0
Jan 02, 2015	at Mercyhurst Univ.	6-3	59:45	3	2.82	15	.890	4	5	1	0	0	0	0	0
Jan 16, 2015	MICHIGAN	6-10	32:08	7	3.33	23	.878	4	6	1	2	0	0	0	0
Feb 07, 2015	at Minnesota	2-6	60:00	6	3.56	22	.870	4	7	1	3	0	0	0	0
Mar 14, 2015	at Wisconsin	2-0	60:00	0	3.28	17	.876	5	7	1	0	0	0	0	0
Totals			768:11	42	3.28	297	.876	5	7	1	14	1	0	0	0



14 MATTHEW WEIS

Freshman Forward
 192 lbs, 5-10
 Freehold, N.J.
 Green Bay Gamblers (USHL)

2015 B1G All-Freshman Team

- Played in 31 games, 8G, 14A, 22P to lead Buckeye rookies and rank 3rd on squad in points; 2nd on team in assists; 4th in points among B1G rookies
- Point in last 3 (2g, 2a, 4p) and 5 of last 6 games (4g, 3a, 7p)
- G in each game at Wisconsin 3/13-14, +1 in game two
- 2A, +2 vs. Minnesota 3/7; 6 blocked shots in the series, with 4 in game one
- 2G and +2 2/27 vs. Penn State, A and +1 2/28
- Won faceoff that set up Schilkey's GWG vs. Wisconsin 2/13, +1 in the game
- Assist 2/7 at Minnesota
- G vs. Michigan 1/16
- A and +1 1/9 at Penn State, with PPG in game 2 1/10
- PPG, A for 2 points 1/2 at Mercyhurst
- A 12/5 at Michigan
- Scored 1st collegiate goal 11/14 at Bowling Green, adding an assist for 2-point night; +1 mark
- A 11/1 at Canisius
- 3A vs. Providence 10/10 in first collegiate game
- A 10/17 vs. Miami, with 2 blocked shots
- +1 11/8 vs. Omaha

WEIS CAREER SINGLE-GAME AND CAREER HIGHS

	GP	G	A	P	Shots	P-PIM	+/-	PP	SH	GW
2014-15	31	8	14	22	56	9-29	-2	2	0	0
Total	31	8	14	22	56	9-29	-2	2	0	0

WEIS CAREER SINGLE-GAME HIGHS

Goals	2	2/27/15 vs. Penn State
Assists	3	10/10/14 vs. Providence
Points	3	10/10/14 vs. Providence
PIM	15	1/24/15 at Michigan State
Shots	7	1/10/15 at Penn State
+/-	+2	2x, last 3/7/15 vs. Minnesota

Date	Opponent	Score	G	A	Pts	Sh	Sh%	+/-	Pen-Min	PP	SH	EN	GW	GT	Hat	UA	Blk
Oct 10, 2014	PROVIDENCE	5-4	0	3	3	2	.000	-1	0-0	0	0	0	0	0	0	0	1
Oct 11, 2014	PROVIDENCE	1-2	0	0	0	0	.000	-1	0-0	0	0	0	0	0	0	0	0
Oct 17, 2014	MIAMI	1-5	0	1	1	3	.000	0	0-0	0	0	0	0	0	0	0	2
Oct 18, 2014	at Miami	1-2	0	0	0	0	.000	0	0-0	0	0	0	0	0	0	0	1
Oct 31, 2014	at Canisius	3-3	0	0	0	3	.000	0	2-4	0	0	0	0	0	0	0	1
Nov 01, 2014	at Canisius	4-1	0	1	1	3	.000	0	0-0	0	0	0	0	0	0	0	0
Nov 07, 2014	OMAHA	1-4	0	0	0	2	.000	0	0-0	0	0	0	0	0	0	0	0
Nov 08, 2014	OMAHA	3-4	0	0	0	1	.000	+1	0-0	0	0	0	0	0	0	0	0
Nov 14, 2014	at Bowling Green	3-2	1	1	2	4	.056	+1	0-0	0	0	0	0	0	0	0	0
Nov 15, 2014	BOWLING GREEN	2-3	0	0	0	0	.056	0	0-0	0	0	0	0	0	0	0	1
Nov 28, 2014	vs Western Michigan	2-6	0	0	0	0	.056	-2	0-0	0	0	0	0	0	0	0	0
Nov 29, 2014	at Notre Dame	2-1	0	0	0	1	.053	0	1-2	0	0	0	0	0	0	0	2
Dec 05, 2014	at Michigan	3-8	0	1	1	0	.053	-1	0-0	0	0	0	0	0	0	0	1
Jan 02, 2015	at Mercyhurst Univ.	6-3	1	1	2	1	.100	-1	0-0	1	0	0	0	0	0	0	1
Jan 03, 2015	at Mercyhurst Univ.	2-2	0	0	0	0	.100	0	0-0	0	0	0	0	0	0	0	0
Jan 09, 2015	at Penn State	5-4	0	1	1	1	.095	+1	0-0	0	0	0	0	0	0	0	1
Jan 10, 2015	at Penn State	1-4	1	0	1	7	.107	-1	0-0	1	0	0	0	0	0	0	0
Jan 16, 2015	MICHIGAN	6-10	1	0	1	2	.133	-1	0-0	0	0	0	0	0	0	0	0
Jan 23, 2015	at Michigan State	1-4	0	0	0	1	.129	-1	0-0	0	0	0	0	0	0	0	0
Jan 24, 2015	at Michigan State	0-2	0	0	0	0	.129	0	2-15	0	0	0	0	0	0	0	2
Feb 07, 2015	at Minnesota	2-6	0	1	1	1	.125	0	0-0	0	0	0	0	0	0	0	0
Feb 13, 2015	WISCONSIN	2-1	0	1	1	1	.121	+1	0-0	0	0	0	0	0	0	0	0
Feb 14, 2015	WISCONSIN	2-3	0	0	0	0	.121	0	1-2	0	0	0	0	0	0	0	2
Feb 20, 2015	MICHIGAN	5-3	0	0	0	2	.114	0	1-2	0	0	0	0	0	0	0	1
Feb 22, 2015	at Michigan	2-5	0	0	0	1	.111	-2	0-0	0	0	0	0	0	0	0	0
Feb 27, 2015	PENN STATE	5-3	2	0	2	4	.150	+2	1-2	0	0	0	0	0	0	0	0
Feb 28, 2015	PENN STATE	5-3	0	1	1	3	.140	+1	1-2	0	0	0	0	0	0	0	0
Mar 06, 2015	MINNESOTA	2-4	0	0	0	2	.133	-1	0-0	0	0	0	0	0	0	0	4
Mar 07, 2015	MINNESOTA	5-2	0	2	2	5	.120	+2	0-0	0	0	0	0	0	0	0	2
Mar 13, 2015	at Wisconsin	2-2	1	0	1	2	.135	0	0-0	0	0	0	0	0	0	0	0
Mar 14, 2015	at Wisconsin	2-0	1	0	1	4	.143	+1	0-0	0	0	0	0	0	0	0	1
			8	14	22	56	.143	-2	8-29	2	0	0	0	0	0	0	23

Games played: 31
 Shots per game: 1.81; Goals per game: 0.26
 Assists per game: 0.45; Points per game: 0.71

2014-15 COMBINED STATS



Ohio State Men's Hockey 2014-15 Ohio State Combined Team Statistics (as of Mar 15, 2015) All games



Date	Opponent	Score	Att.
Oct 10	#3 PROVIDENCE	Wot 5-4	2830
Oct 11	#3 PROVIDENCE	Lot 1-2	2881
Oct 17	#11 MIAMI	L 1-5	5391
Oct 18	at #11 Miami	L 1-2	3554
Oct 31	at Canisius	Tot 3-3	2000
Nov 01	at Canisius	W 4-1	2000
Nov 07	#19 OMAHA	L 1-4	4640
Nov 08	#19 OMAHA	L 3-4	2890
Nov 14	at #19 Bowling Green	W 3-2	5353
Nov 15	#19 BOWLING GREEN	L 2-3	5075
* Nov 20	MICHIGAN STATE	L 1-3	3137
* Nov 21	MICHIGAN STATE	W 3-0	4268
Nov 28	vs Western Michigan	L 2-6	5022
Nov 29	at Notre Dame	W 5-1	4789
* Dec 05	at Michigan	L 3-8	5800
Jan 02	at Mercyhurst Univ.	W 6-3	2431
Jan 03	at Mercyhurst Univ.	Tot 2-2	1739
* Jan 09	at Penn State	Wot 5-4	5829
* Jan 10	at Penn State	L 1-4	5898
* Jan 16	#19 MICHIGAN	L 6-10	8156
* Jan 23	at Michigan State	L 1-4	6333
* Jan 24	at Michigan State	L 0-2	6439
* Feb 06	at Minnesota	L 2-4	9969
* Feb 07	at Minnesota	L 2-6	10143
* Feb 13	WISCONSIN	W 2-1	4885
* Feb 14	WISCONSIN	L 2-3	5617
* Feb 20	#15 MICHIGAN	W 5-3	6896
* Feb 22	at #15 Michigan	L 2-5	5800
* Feb 27	PENN STATE	W 5-3	4153
* Feb 28	PENN STATE	W 5-3	6625
* Mar 06	#15 MINNESOTA	L 2-4	3753
* Mar 07	#15 MINNESOTA	W 5-2	6177
* Mar 13	at Wisconsin	Tot 2-2	8822
* Mar 14	at Wisconsin	W 2-0	11945

Record:	Overall	Home	Away	Neutral
ALL GAMES	13-18-3	7-9-0	6-8-3	0-1-0
CONFERENCE	8-11-1	6-4-0	2-7-1	0-0-0
NON-CONFERENCE	5-7-2	1-5-0	4-1-2	0-1-0

#	Player	gp	g	a	pts	sh	sh%	pen-min	pp	sh
16	Tanner Fritz	34	11	15	26	89	.124	2-4	4	0
44	Anthony Greco	34	15	8	23	149	.101	3-6	3	1
14	Matthew Weis	31	8	14	22	56	.143	9-29	2	0
37	Nick Schilkey	31	9	12	21	88	.102	3-6	1	0
26	Matt Johnson	31	13	7	20	97	.134	4-8	1	0
11	Christian Lampasso	30	2	12	14	38	.053	3-6	0	0
15	Nick Oddo	28	3	10	13	41	.073	3-17	0	0
10	Darik Angeli	27	5	7	12	52	.096	10-20	1	0
19	Chad Niddery	26	2	10	12	41	.049	2-4	0	0
21	Sam Jardine	31	2	9	11	45	.044	9-29	1	0
23	Tyler Lundey	27	7	3	10	46	.152	3-6	0	0
18	Luke Stork	29	5	5	10	40	.125	3-6	0	0
47	Josh Healey	30	2	7	9	25	.080	18-58	0	0
24	Craig Dalrymple	26	2	5	7	45	.044	4-8	0	0
4	Drew Brevig	28	1	6	7	45	.022	7-14	1	0
17	David Gust	23	2	4	6	40	.050	5-21	0	0
8	Nicholas Jones	24	1	5	6	13	.077	3-6	0	0
25	Justin DaSilva	25	1	4	5	22	.045	12-46	0	0
20	Janik Moser	23	0	4	4	20	.000	1-2	0	0
5	Victor Bjorkung	17	2	1	3	19	.105	6-12	1	0
9	Kevin Miller	15	1	2	3	14	.071	2-4	0	0
6	Clark Cristofoli	8	0	2	2	5	.000	1-2	0	0
7	Al McLean	24	0	2	2	10	.000	4-8	0	0
27	Blake Doerring	9	1	0	1	5	.200	2-4	0	0
TM TEAM		18	0	0	0	0	.000	3-6	0	0
Total		34	95	154	249	1045	.091	122-332	15	1
Opponents		34	113	204	317	1047	.108	134-312	25	1

TEAM STATISTICS	OSU	OPP
SHOT STATISTICS		
Goals-Shot attempts	95-1045	113-1047
Shot pct.	.091	.108
Goals/Game	2.8	3.3
Shots/Game	30.7	30.8
POWER PLAYS		
Goals-Power Plays	15-114	25-102
Conversion Percent	.132	.245
Shot Attempts	169	118
Shot Percent	.089	.212
SHORT-HANDED		
Goals-Shot attempts	1-38	1-34
Shot Percent	.026	.029
GOAL BREAKDOWN		
Power Play	15	25
Short-handed	1	1
Empty net	3	4
Penalty	0	0
Unassisted	9	3
Overtime	2	1
Shootout	0	0
Delayed Penalty	1	0
PENALTIES		
Number	122	134
Minutes	332	312
Penalties/Game	3.6	3.9
Pen minutes/Game	9.8	9.2
FACEOFFS (W-L)		
Faceoff W-L Pct.	1007-1115	1115-1007
	.475	.525
SHOOTOUTS (Made-Att)	4-10	3-10

#	Goalie	gp	min	ga	gaavg	saves	save%	w-l-t
1	Logan Davis	2	43:38	2	2.75	11	.846	0-0-0
30	Christian Frey	22	1230:29	65	3.17	626	.906	8-11-2
31	Matt Tomkins	14	768:11	42	3.28	297	.876	5-7-1
TM EMPTY NET		18	21:39	4	-	0	.000	0-0-0
Total		34	2063:57	113	3.28	934	.892	13-18-3
Opponents		34	2063:57	95	2.76	950	.909	18-13-3

Attendance Summary	OSU	Opponent
Total	77374	98844
Dates/Avg Per Date	16/4836	17/5814
Neutral Site #/Avg	1/5022	

Goals by Period	1st	2nd	3rd	OT	Total
Ohio State	23	28	42	2	95
Opponents	36	39	37	1	113

Saves by Period	1st	2nd	3rd	OT	Total
Ohio State	303	335	282	14	934
Opponents	293	335	309	13	950

2014-15 INDIVIDUAL STATS



Ohio State Men's Hockey 2014-15 Ohio State Hockey Statistics (as of Mar 15, 2015) All games



Overall: 13-18-3 Conf: 8-11-1 Home: 7-9-0 Away: 6-8-3 Neut: 0-1-0

OVERALL

#	Player	gp	g	a	pts	sh	+/-	pen-min	pp	sh	gw
16	Tanner Fritz	34	11	15	26	89	-15	2-4	4	0	2
44	Anthony Greco	34	15	8	23	149	-4	3-6	3	1	3
14	Matthew Weis	31	8	14	22	56	-2	9-29	2	0	0
37	Nick Schilkey	31	9	12	21	88	-5	3-6	1	0	1
26	Matt Johnson	31	13	7	20	97	-1	4-8	1	0	2
11	Christian Lampasso	30	2	12	14	38	-6	3-6	0	0	0
15	Nick Oddo	28	3	10	13	41	+5	3-17	0	0	0
10	Darik Angeli	27	5	7	12	52	+1	10-20	1	0	2
19	Chad Nidderly	26	2	10	12	41	+3	2-4	0	0	0
21	Sam Jardine	31	2	9	11	45	-5	9-29	1	0	0
23	Tyler Lundey	27	7	3	10	46	+2	3-6	0	0	1
18	Luke Stork	29	5	5	10	40	-1	3-6	0	0	0
47	Josh Healey	30	2	7	9	25	+2	18-58	0	0	1
24	Craig Dalrymple	26	2	5	7	45	+5	4-8	0	0	1
4	Drew Brevig	28	1	6	7	45	-7	7-14	1	0	0
17	David Gust	23	2	4	6	40	-7	5-21	0	0	0
8	Nicholas Jones	24	1	5	6	13	+5	3-6	0	0	0
25	Justin DaSilva	25	1	4	5	22	0	12-46	0	0	0
20	Janik Moser	23	0	4	4	20	-1	1-2	0	0	0
5	Victor Bjorkung	17	2	1	3	19	+1	6-12	1	0	0
9	Kevin Miller	15	1	2	3	14	-2	2-4	0	0	0
6	Clark Cristofoli	8	0	2	2	5	-4	1-2	0	0	0
7	Al McLean	24	0	2	2	10	-6	4-8	0	0	0
27	Blake Doerring	9	1	0	1	5	+1	2-4	0	0	0
TM TEAM		18	0	0	0	0	0	3-6	0	0	0
Total		34	95	154	249	1045	-41	122-332	15	1	13
Opponents		34	113	204	317	1047	+37	134-312	25	1	18

CONFERENCE

gp	g	a	pts	sh	+/-	pen-min	pp	sh	gw	
20	5	8	13	45	-4	1-2	1	0	1	
20	8	6	14	93	-1	1-2	0	1	1	
17	6	7	13	36	+1	6-23	1	0	0	
20	7	6	13	65	-3	1-2	1	0	1	
18	7	5	12	62	-5	2-4	1	0	1	
18	2	6	8	25	-8	2-4	0	0	0	
16	1	7	8	25	+5	2-15	0	0	0	
15	2	4	6	31	+2	6-12	0	0	1	
12	0	4	4	17	+1	0-0	0	0	0	
19	2	4	6	30	-3	6-12	1	0	0	
15	6	2	8	32	+2	2-4	0	0	1	
16	3	4	7	27	-1	3-6	0	0	0	
19	1	3	4	17	-2	13-37	0	0	1	
20	2	2	4	31	+5	3-6	0	0	1	
15	0	4	4	24	-5	2-4	0	0	0	
12	1	3	4	18	+1	3-17	0	0	0	
18	1	3	4	8	+4	2-4	0	0	0	
14	1	1	2	15	-2	4-8	0	0	0	
12	0	4	4	11	0	0-0	0	0	0	
9	1	1	2	10	+1	1-2	1	0	0	
8	0	0	0	6	-3	1-2	0	0	0	
5	0	2	2	5	+1	1-2	0	0	0	
16	0	1	1	6	-1	2-4	0	0	0	
5	0	0	0	2	-1	2-4	0	0	0	
10	0	0	0	0	0	1-2	0	0	0	
Total	20	56	87	143	641	-16	67-178	6	1	8
Opponents	20	71	132	203	627	+15	70-162	18	0	11

OVERALL

#	Player	gp	min.	ga	gaavg	saves	pct	w	l	t
1	Logan Davis	2	43:38	2	2.75	11	.846	0	0	0
30	Christian Frey	22	1230:29	65	3.17	626	.906	8	11	2
31	Matt Tomkins	14	768:11	42	3.28	297	.876	5	7	1
TM TEAM		18	21:39	4	0.00	0	.000	0	0	0
Total		34	2063:57	113	3.28	934	.892	13	18	3
Opponents		34	2063:57	95	2.76	950	.909	18	13	3

CONFERENCE

gp	min.	ga	gaavg	saves	pct	w	l	t
2	43:38	2	2.75	11	.846	0	0	0
15	867:19	47	3.25	434	.902	6	8	1
6	283:34	20	4.23	111	.847	2	3	0
10	14:43	2	0.00	0	.000	0	0	0
20	1209:14	71	3.52	556	.887	8	11	1
20	1209:14	56	2.78	585	.913	11	8	1

Shots on Goal	shots	avg/g	shot%
Ohio State	1045	30.74	.091
Opponents	1047	30.79	.108

Shots on Goal	shots	avg/g	shot%
Ohio State	641	32.05	.087
Opponents	627	31.35	.113

Power Plays	goals	chances	pp%
Ohio State	15	114	.132
Opponents	25	102	.245

Power Plays	goals	chances	pp%
Ohio State	6	59	.102
Opponents	18	56	.321

Goals by Period	1st	2nd	3rd	OT	Total
Ohio State	23	28	42	2	95
Opponents	36	39	37	1	113

Goals by Period	1st	2nd	3rd	OT	Total
Ohio State	11	19	25	1	56
Opponents	21	28	22	0	71



Ohio State Men's Hockey 2014-15
Ohio State Individual Season/Career Statistics (as of Mar 15, 2015)
All games



2014-15 CAREER STATS

SEASON

CAREER

#	Player	SEASON											CAREER																			
		gp	g	a	pts	sh	sh%	+/-	pen-min	pp	sh	fg	gt	ot	ht	ua	gp	g	a	pts	sh	sh%	+/-	pen-min	pp	sh	fg	gt	ot	ht	ua	
16	Tanner Fritz	34	11	15	26	89	.124	-15	2-4	4	0	2	2	0	0	1	140	36	73	109	308	.117	-15	17-45	11	1	5	4	0	0	2	
44	Anthony Greco	34	15	8	23	149	.101	-4	3-6	3	1	2	3	1	2	4	87	25	24	49	276	.091	-9	6-12	5	1	2	7	1	2	4	
14	Matthew Weis	31	8	14	22	56	.143	-2	9-29	2	0	0	0	0	0	0	31	8	14	22	56	.143	-2	9-29	2	0	0	0	0	0	0	
37	Nick Schilkey	31	9	12	21	88	.102	-5	3-6	1	0	1	1	0	0	1	68	22	25	47	183	.120	+4	9-18	6	0	5	1	1	0	0	
26	Matt Johnson	31	13	7	20	97	.134	-1	4-8	1	0	2	2	0	0	1	127	26	17	43	259	.100	+5	34-79	1	1	6	3	2	0	1	
11	Christian Lampasso	30	2	12	14	38	.053	-6	3-6	0	0	0	0	0	0	0	30	2	12	14	38	.053	-6	3-6	0	0	0	0	0	0	0	
15	Nick Oddo	28	3	10	13	41	.073	+5	3-17	0	0	1	0	0	0	1	119	19	41	60	205	.093	+35	41-131	2	0	3	5	0	0	1	
10	Darik Angeli	27	5	7	12	52	.096	+1	10-20	1	0	2	0	0	0	1	126	25	20	45	226	.111	0	45-90	5	1	2	7	1	0	0	2
19	Chad Nidderly	26	2	10	12	41	.049	+3	2-4	0	0	0	0	0	0	0	108	7	20	27	140	.050	-3	17-37	0	0	0	2	0	1	0	0
21	Sam Jardine	31	2	9	11	45	.044	-5	9-29	1	0	0	0	0	0	0	95	3	28	31	126	.024	+1	37-118	1	0	0	0	0	0	0	0
23	Tyler Lundey	27	7	3	10	46	.152	+2	3-6	0	0	2	1	0	0	0	100	16	16	32	165	.097	+1	19-38	2	1	4	3	0	0	0	2
18	Luke Stork	29	5	5	10	40	.125	-1	3-6	0	0	1	0	0	0	0	29	5	5	10	40	.125	-1	3-6	0	1	0	0	0	0	0	0
47	Josh Healey	30	2	7	9	25	.080	+2	18-58	0	0	0	1	0	0	0	63	3	11	14	46	.065	-1	27-76	0	0	0	2	0	0	0	0
24	Craig Dalrymple	26	2	5	7	45	.044	+5	4-8	0	0	0	1	0	0	0	80	5	25	30	149	.034	+22	9-18	2	0	0	1	2	0	0	0
4	Drew Brevig	28	1	6	7	45	.022	-7	7-14	1	0	0	0	0	0	0	62	4	20	24	101	.040	+9	17-34	3	0	0	1	0	1	0	0
17	David Gust	23	2	4	6	40	.050	-7	5-21	0	0	0	0	1	0	0	49	8	8	16	84	.095	-4	10-31	0	1	0	0	1	0	0	1
8	Nicholas Jones	24	1	5	6	13	.077	+5	3-6	0	0	0	0	0	0	0	24	1	5	6	13	.077	+5	3-6	0	0	0	0	0	0	0	0
25	Justin DaSilva	25	1	4	5	22	.045	0	12-46	0	0	0	0	0	0	0	120	6	16	22	136	.044	0	43-108	0	0	0	0	0	0	0	1
20	Janik Moser	23	0	4	4	20	.000	-1	1-2	0	0	0	0	0	0	0	23	0	4	4	20	.000	-1	1-2	0	0	0	0	0	0	0	0
5	Victor Bjorkung	17	2	1	3	19	.105	+1	6-12	1	0	0	0	0	0	0	17	2	1	3	19	.105	+1	6-12	1	0	0	0	0	0	0	0
9	Kevin Miller	15	1	2	3	14	.071	-2	2-4	0	0	0	0	0	0	0	15	1	2	3	14	.071	-2	2-4	0	0	0	0	0	0	0	0
6	Clark Cristofoli	8	0	2	2	5	.000	-4	1-2	0	0	0	0	0	0	0	42	1	7	8	18	.056	-6	5-10	0	0	0	0	0	0	0	0
7	Al McLean	24	0	2	2	10	.000	-6	4-8	0	0	0	0	0	0	0	118	3	13	16	80	.038	-13	18-36	1	0	0	0	0	0	0	0
27	Blake Doerring	9	1	0	1	5	.200	+1	2-4	0	0	1	0	0	0	0	9	1	0	1	5	.200	+1	2-4	0	0	1	0	0	0	0	0
Total		34	95	154	249	1045	.091	-41	122-332	15	1	12	13	2	2	3	9															
Opponents		34	113	204	317	1047	.108	-	134-312	25	1	22	18	1	1	3	3															

#	Goalie	gp-gs	minutes	ga	gaavg	saves	pct	w	l	t	sho	pp	sh	en
1	Logan Davis	2-0	43:38	2	2.75	11	.846	0	0	0	0	0	0	0
30	Christian Frey	22-22	1230:29	65	3.17	626	.906	8	11	2	0	11	0	0
31	Matt Tomkins	14-12	768:11	42	3.28	297	.876	5	7	1	2	14	1	0
Total		34-0	2063:57	113	3.28	934	.892	13	18	3	2	25	1	4
Opponents		34-0	2063:57	95	2.76	950	.909	18	13	3	1	15	1	3

2014-15 STATISTICS

GOAL BREAKDOWN

Scorer	14-15 Total	PP	SH	GW	GTG	1st Period	2nd Period	3rd Period	OT	B1G Shootout Made/Att.	Home	Away	Neutral	OSU Career
Angeli	5	1		2		1	1	3			3	2		25
Bjorkung	2	1						2				2		2
Brevig	1	1						1			1			4
Cristofoli										1/1				1
Dalrymple	2			1		1		1		0/1	2			5
DaSilva	1					1					1			6
Doerring	1					1						1		1
Fritz	11	4		2		3	3	5		1/1	7	4		36
Greco	15	3	1	3	1	4	3	6	2		8	6	1	25
Gust	2				1			2		0/1		2		8
Healey	2			1		1		1			2			3
Jardine	2	1				1	1				1	1		3
Johnson	13	1		2		4	6	3		0/1	7	6		26
Jones	1							1		0/1	1			1
Lampasso	2						2			1/1	1	1		2
Lundey	7			1		1	3	3		0/1	3	4		16
McLean														3
Miller	1							1				1		1
Moser														
Niddery	2					1	1				1		1	7
Oddo	3					1		2				3		19
Schilkey	8	1		1		2	3	4		1/1	6	3		22
Stork	5						2	3			2	3		5
Weis	8	2				1	3	4		0/1	2	6		8
Totals	95	15	1	13	2	23	28	42	2	4/10	49	43	2	

SITUATIONAL GOALS

Type	OSU	OPP
Even Strength	79	87
5x5	72	74
4x4	2	4
Empty Net (5x6)	3	4
Delayed Penalty (5x6)	1	
Extra Attacker (6x5)	1	3
Power Play	15	25
5x4	13	22
5x3	1	2
4x3	1	1
Shorthanded	1	1
4x5	1	1
First Minute of Game		2
First Goal of Game	12	22
First Minute of Period	2	4
Last Minute of Period	6	7
Home	49	54
Away	44	51
Neutral	2	6
Totals	95	113

2014-15 OHIO STATE VS. PENN STATE



Ohio State Men's Hockey 2014-15 Ohio State Combined Team Statistics (as of Mar 17, 2015) OSU vs PSU 2014-15



Date	Opponent	Score	Att.
* Jan 09	at Penn State	Wot 5-4	5829
* Jan 10	at Penn State	L 1-4	5898
* Feb 27	PENN STATE	w 5-3	4153
* Feb 28	PENN STATE	w 5-3	6625

Record:	Overall	Home	Away	Neutral
ALL GAMES	3-1-0	2-0-0	1-1-0	0-0-0
CONFERENCE	3-1-0	2-0-0	1-1-0	0-0-0
NON-CONFERENCE	0-0-0	0-0-0	0-0-0	0-0-0

TEAM STATISTICS	OSU	OPP
SHOT STATISTICS		
Goals-Shot attempts	16-150	14-168
Shot pct.	.107	.083
Goals/Game	4.0	3.5
Shots/Game	37.5	42.0
POWER PLAYS		
Goals-Power Plays	3-10	1-6
Conversion Percent	.300	.167
Shot Attempts	21	6
Shot Percent	.143	.167
SHORT-HANDED		
Goals-Shot attempts	0-7	0-1
Shot Percent	.000	.000
GOAL BREAKDOWN		
Power Play	3	1
Short-handed	0	0
Empty net	0	1
Penalty	0	0
Unassisted	1	1
Overtime	1	0
Shootout	0	0
Delayed Penalty	0	0
PENALTIES		
Number	9	12
Minutes	18	24
Penalties/Game	2.2	3.0
Pen minutes/Game	4.5	6.0
FACEOFFS (W-L)	139-153	153-139
Faceoff W-L Pct.	.476	.524
SHOOTOUTS (Made-Att)	0-0	0-0

#	Player	gp	g	a	pts	sh	sh%	pen-min	pp	sh
14	Matthew Weis	4	3	2	5	15	.200	2-4	1	0
18	Luke Stork	4	3	1	4	13	.231	1-2	0	0
16	Tanner Fritz	4	2	2	4	12	.167	0-0	1	0
37	Nick Schilkey	4	2	2	4	19	.105	0-0	0	0
44	Anthony Greco	4	1	3	4	18	.056	0-0	0	0
11	Christian Lampasso	4	1	3	4	8	.125	1-2	0	0
47	Josh Healey	4	1	2	3	3	.333	1-2	0	0
15	Nick Oddo	4	0	3	3	8	.000	0-0	0	0
25	Justin DaSilva	2	1	1	2	3	.333	0-0	0	0
21	Sam Jardine	4	1	1	2	5	.200	0-0	1	0
26	Matt Johnson	4	0	2	2	12	.000	0-0	0	0
20	Janik Moser	3	0	2	2	3	.000	0-0	0	0
8	Nicholas Jones	4	1	0	1	3	.333	1-2	0	0
24	Craig Dalrymple	4	0	1	1	4	.000	0-0	0	0
23	Tyler Lunday	2	0	1	1	3	.000	0-0	0	0
19	Chad Nidderly	2	0	1	1	5	.000	0-0	0	0
10	Darik Angeli	2	0	0	0	3	.000	1-2	0	0
4	Drew Brevig	3	0	0	0	6	.000	0-0	0	0
27	Blake Doerring	2	0	0	0	1	.000	1-2	0	0
17	David Gust	2	0	0	0	3	.000	0-0	0	0
7	Al McLean	4	0	0	0	1	.000	0-0	0	0
9	Kevin Miller	2	0	0	0	2	.000	0-0	0	0
TM	TEAM	2	0	0	0	0	.000	1-2	0	0
Total		4	16	27	43	150	.107	9-18	3	0
Opponents		4	14	23	37	168	.083	12-24	1	0

#	Goalie	gp	min	ga	gaavg	saves	save%	w-l-t
30	Christian Frey	4	243:46	13	3.20	154	.922	3-1-0
TM	EMPTY NET	2	0:28	1	-	0	.000	0-0-0
Total		4	244:14	14	3.44	154	.917	3-1-0
Opponents		4	244:14	16	3.93	134	.893	1-3-0

Attendance Summary	OSU	Opponent
Total	10778	11727
Dates/Avg Per Date	2/5389	2/5864
Neutral Site #/Avg	0/0	

Goals by Period	1st	2nd	3rd	OT	Total
Ohio State	2	6	7	1	16
Opponents	4	4	6	0	14

Saves by Period	1st	2nd	3rd	OT	Total
Ohio State	53	52	43	6	154
Opponents	42	51	40	1	134

2014-15 STATISTICS

OHIO STATE RESULTS

Date	Opponent	Result	OSU Goals	OSU/OPP SOG	OSU Goalie (Saves/GA)	OSU PP	OSU PK	OSU P/PIM	Att.	Overall (B1G)
10/10	vPC	W OT 5-4	Greco 3 (2 ev, pp), Fritz 2 (2 pp)	25/30	Frey (26/4)	3/7	4/4	4/8	2,830	1-0-0
10/11	vPC	L OT 1-2	Stork	27/29	Tomkins (27/2)	0/1	3/3	5/21	2,881	1-1-0
10/17	VMIA	L 1-5	Brevig (pp)	27/33	Tomkins (28/5)	1/4	2/5	7/36	5,391	1-2-0
10/28	@MIA	L 1-2	Greco (pp)	20/62	Frey (60/2)	1/3	1/1	2/4	3,554	1-3-0
10/31	@CAN	T OT 3-3	Johnson, Stork, Gust	34/29	Frey (0/2) Tomkins (26/1)	0/6	4/4	4/8	2,000	1-3-1
11/1	@CAN	W 4-1	Oddo 2, Angeli , Miller	41/21	Tomkins (20/1)	0/3	4/4	4/8	2,000	2-3-1
11/7	vUNO	L 1-4	Johnson	26/19	Tomkins (15/3)	0/5	2/4	4/8	4,640	2-4-1
11/8	vUNO	L 3-4	Fritz, Nidderly, Angeli (pp)	30/30	Frey (26/4)	1/4	3/3	4/8	2,890	2-5-1
11/14	@BG	W 3-2	Weis, Lundey, Greco	24/27	Tomkins (25/2)	0/4	1/1	2/4	5,353	3-5-1
11/15	vBG	L 2-3	Healey, Schilkey	29/30	Frey (27/3)	0/3	6/7	7/14	5,075	3-6-1
11/20	vMSU	L 1-3	Lundey (ex)	35/20	Tomkins (17/3)	0/3	1/2	2/4	3,137	3-7-1 (0-1-0-0)
11/21	vMSU	W 3-0	Johnson , Schilkey (pp), Angeli	29/28	Tomkins (29/0)	1/4	3/3	5/10	4,268	4-7-1 (1-1-0-0)
11/28	vWMU	L 2-6	Greco (pp), Nidderly	22/36	Tomkins (30/5)	1/4	2/2	2/4	5,022	4-8-1
11/29	@ND	W 5-1	Doerring, Fritz 2 (ev/pp), Bjorkung, Angeli	28/30	Frey (29/1)	1/2	3/3	5/21	4,789	5-8-1
12/5	@UM	L 3-8	Johnson, Schilkey, Greco	26/26	Frey (10/4) Tomkins (3/4) Davis (5/0)	0/6	1/5	4/19	5,800	5-9-1 (1-2-0-0)
1/2	@MU	W 6-3	Fritz, Johnson 3, Schilkey, Weis (pp)	43/18	Tomkins (15/3)	1/5	2/2	2/4	2,431	6-9-1
1/3	@MU	T OT 2-2	Johnson, Greco	28/26	Frey (24/2)	0/4	2/3	3/6	1,739	6-9-2
1/9	@PSU	W OT 5-4	Stork 2, Lampasso, Schilkey, Greco	35/57	Frey (53/4)	0/1	1/1	1/2	5,829	7-9-2 (2-2-0-0)
1/10	@PSU	L 1-4	Weis	36/35	Frey (31/3)	1/4	2/3	4/8	5,898	7-10-2 (2-3-0-0)
1/16	UM	L 6-10	Greco 3 (sh/ev/ev), Johnson 2, Weis (pp)	39/37	Tomkins (23/7) Davis (6/2)	1/2	2/4	4/19	8,156	7-11-2 (2-4-0-0)
1/23	@MSU	L 1-4	Gust	34/31	Frey (27/4)	0/4	1/2	2/4	6,333	7-12-2 (2-5-0-0)
1/24	@MSU	L 0-2	--	22/34	Frey (32/2)	0/2	3/4	5/32	6,439	7-13-2 (2-6-0-0)
2/6	@MINN	L 2-4	Greco, Oddo	42/23	Frey (38/4)	0/2	2/4	4/8	9,969	7-14-2 (2-7-0-0)
2/7	@MINN	L 2-6	Jardine, Bjorkunng	28/18	Tomkins (22/6)	1/4	1/4	4/8	10,143	7-15-2 (2-8-0-0)
2/13	UW	W 2-1	Lundey, Schilkey	42/23	Frey (22/1)	0/3	2/2	3/6	4,885	8-15-2 (3-8-0-0)
2/14	UW	L 2-3	Greco, Lampasso	30/28	Frey (25/3)	0/2	0/1	1/2	5,617	8-16-2 (3-9-0-0)
2/20	UM	W 5-3	Johnson 2, Fritz, Angeli , Schilkey (en)	32/39	Frey (36/3)	0/3	4/4	5/10	6,896	9-16-2 (4-9-0-0)
2/22	@UM	L 2-5	Fritz, Lundey	30/23	Frey (18/5)	0/4	2/3	6/12	5,800	9-17-2 (4-10-0-0)
2/27	PSU	W 5-3	Weis 2, Fritz (pp), Healey , Stork	35/49	Frey (46/3)	1/3	2/2	3/6	4,153	10-17-2 (5-10-0)
2/28	PSU	W 5-3	DaSilva, Jardine (pp), Schilkey, Fritz , Jones	44/27	Frey (24/3)	1/2	0/0	1/2	6,625	11-17-2 (6-10-0)
3/6	MINN	L 2-4	Dalrymple, Lundey	26/32	Frey (28/4)	0/1	2/2	2/4	3,753	11-18-2 (6-11-0)
3/7	MINN	W 5-2	Schilkey, Johnson (dp), Dalrymple , Greco (en), Fritz (en)	32/24	Frey (22/2)	0/3	2/2	4/8	6,177	12-18-2 (7-11-0)
3/13	@UW	T OT 2-2 (SW)	Lundey, Weis	34/24	Frey (22/2)	0/3	3/4	4/8	8,822	12-8-3 (7-11-1-1)
3/14	@UW	W 2-0	Lundey , Weis	42/17	Tomkins (17/0)	0/4	3/3	3/6	11,945	13-18-3 (8-11-1-1)

OSU game-winning goal in **bold**

2014-15 STATISTICS

OHIO STATE'S RECORDS WHEN ...

	Scores a Goal	Records an Assist	Scores a Point	Has positive +/-
Angeli	4-1-0	3-3-1	6-4-1	8-1-1
Bjorkung	1-1-0	0-1-0	1-2-0	1-3-0
Brevig	0-1-0	3-2-0	3-3-0	3-2-1
Cristofoli		2-0-0	2-0-0	3-0-0
Dalrymple	1-1-0	3-1-1	4-2-1	7-1-0
DaSilva	1-0-0	2-1-1	3-1-1	7-0-1
Doerring	1-0-0		1-0-0	2-0-0
Fritz	7-2-0	4-6-2	7-7-2	2-1-1
Greco	4-6-1	3-2-0	8-9-1	7-2-1
Gust	0-1-1	4-0-0	4-1-1	2-0-1
Healey	1-1-0	4-0-1	5-1-1	6-4-1
Jardine	1-1-0	4-3-1	5-4-1	7-2-1
Johnson	4-2-2	5-2-0	7-4-1	6-2-0
Jones	1-0-0	2-3-0	3-2-1	3-3-1
Lampasso	1-1-0	5-3-1	5-4-1	5-3-0
Lundey	3-3-1	1-2-0	4-5-1	7-2-1
McLean		2-0-0	2-0-0	2-2-2
Miller	1-0-0	2-0-0	2-0-0	2-0-0
Moser		1-3-0	1-3-0	4-1-0
Nidderly	0-2-0	4-2-1	4-4-1	4-1-0
Oddo	1-1-0	5-4-0	5-5-0	5-4-0
Schilkey	7-2-1	4-2-0	9-4-1	9-0-1
Stork	2-1-1	2-3-0	4-4-1	0-3-3
Weis	4-2-1	7-4-0	9-6-1	7-1-0

Playing at home	7-9-0
Playing on the road	6-8-3
Playing at a neutral site	0-1-0
Game goes to overtime	2-1-3
Game goes to a shootout	0-0-1-1
OSU scores first	7-4-1
Opponent scores first	6-14-2
Leading after one period	5-2-0
Trailing after one period	4-10-2
Tied after one period	4-6-1
Leading after two periods	9-0-1
Trailing after two periods	3-15-1
Tied after two periods	1-3-1
OSU outshoots opponent	6-6-3
Opponent outshoots OSU	7-10-0
Shots are even	0-2-0
Game is decided by one goal	3-5-0
Game decided by two goals	4-4-0
Game decided by three goals	5-8-0
Game decided by 4+ goals	1-5-0
OSU has more PIM than opp.	4-8-1
Opp. has more PIM than OSU	7-9-2
Penalties are even	2-1-0
Scoring zero goals	0-1-0
Scoring one goal	0-8-0
Scoring two goals	2-6-2
Scoring three goals	2-2-1
Scoring four goals	1-0-0
Scoring five goals	7-0-0
Scoring six or more goals	1-1-0

Scoring zero PPG	7-11-2
Scoring one power-play goal	5-7-0
Scoring two power-play goals	
Scoring three or more PPG	1-0-0
Recording 11-20 shots	0-2-0
Recording 21-30 shots	4-12-1
Recording 31-40 shots	4-4-2
Recording 41-50 shots	5-0-0
Recording 51+ shots	
Allowing 11-20 shots on goal	2-2-0
Allowing 21-30 shots on goal	8-7-3
Allowing 31-40 shots on goal	1-7-0
Allowing 41-50 shots on goal	1-1-0
Allowing 51+ or more shots	1-1-0
Playing in October	1-3-1
Playing in November	4-5-0
Playing in December	0-1-0
Playing in January	2-4-1
Playing in February	4-4-0
Playing in March	2-1-1
On Olympic Size Ice	0-2-0
In white sweaters	4-7-0
In scarlet sweaters	6-8-3
In alternate OSU sweaters	3-0-0
In military sweaters	0-2-0
In first game of series/weekend	7-6-2
In second game of series/weekend	5-9-1
On Friday	8-8-2
On Saturday	5-8-1
On Thursday	0-1-0
On Sunday	0-1-0

GOALS SCORED

#	Date	Opp.	Type	Player	Assist	Assist	Prd.
1	10/10	vPC	5x5	Greco	Fritz	McLean	1
2	10/10	vPC	5x5	Greco	Johnson	Jardine	2
3	10/10	vPC	5x4 pp	Fritz	Jardine	Weis	3
4	10/10	vPC	5x4 pp	Fritz	Weis	Brevig	3
5	10/10	vPC	5x4 pp	Greco	Weis	Fritz	OT
6	10/11	vPC	5x5	Stork	Jones	Oddo	3
7	10/17	vMIA	5x4 pp	Brevig	Weis	Fritz	3
8	10/18	@MIA	5x4 pp	Greco	Fritz	Angeli	1
9	10/31	@CAN	5x5	Johnson	--	--	2
10	10/31	@CAN	5x5	Stork	Anglie	DaSilva	2
11	10/31	@CAN	5x5	Gust	Fritz	Healey	3
12	11/1	@CAN	5x5	Oddo	Niddery	Miller	1
13	11/1	@CAN	5x5	Angeli	Healey	Weis	2
14	11/1	@CAN	5x5	Oddo	Niddery	Healey	3
15	11/1	@CAN	5x5	Miler	Oddo	Niddery	3
16	11/7	vUNO	5x5	Johnson	Stork	DaSilva	3
17	11/8	vUNO	5x5	Fritz	Schilkey	Lampasso	1
18	11/8	vUNO	5x5	Niddery	Jardine	--	1
19	11/8	vUNO	5x4	Angeli	Schilkey	Fritz	1
20	11/14	@BG	5x5	Weis	Jardine	--	3
21	11/14	@BG	5x5	Lundey	Dalrymple	Lampasso	3
22	11/14	@BG	5x5	Greco	Weis	--	3
23	11/15	vBG	5x5	Healey	Lundey	--	1
24	11/15	vBG	5x5	Schilkey	Jardine	--	3
25	11/20	vMSU	6x5 ex	Lundey	--	--	3
26	11/21	vMSU	5x5	Johnson	Niddery	Lampasso	2
27	11/21	vMSU	5x4 pp	Schilkey	Brevig	Gust	2
28	11/21	vMSU	5x5	Angeli	Schilkey	Jardine	3
29	11/28	vWMU	5x4 pp	Greco	--	--	2
30	11/28	vWMU	5x5	Niddery	Lampasso	Johnson	2
31	11/28	@ND	5x5	Doerring	Miller	Jones	1
32	11/28	@ND	5x5	Fritz	Greco	Dalrymple	1
33	11/28	@ND	5x4 pp	Fritz	Schilkey	Greco	2
34	11/28	@ND	5x5	Bjorkung	Schilkey	Angeli	3
35	11/28	@ND	5x5	Angeli	Oddo	Schilkey	3
36	12/5	@UM	5x5	Johnson	Niddery	Stork	1
37	12/5	@UM	5x5	Schilkey	Angeli	Oddo	2
38	12/5	@UM	5x5	Greco	Moser	Weis	3
39	1/2	@MU	5x5	Fritz	Brevig	Healey	1
40	1/2	@MU	5x5	Johnson	Lampasso	Niddery	1
41	1/2	@MU	5x5	Schilkey	Weis	--	1
42	1/2	@MU	5x5	Johnson	Lampasso	Niddery	2
43	1/2	@MU	5x4 pp	Weis	Gust	Schilkey	3
44	1/2	@MU	5x5	Johnson	DaSilva	--	3
45	1/3	@MU	5x5	Johnson	Niddery	Lampasso	2
46	1/3	@MU	5x5	Greco	Fritz	Dalrymple	3
47	1/9	@PSU	5x5	Stork	Oddo	Lampasso	2

48	1/9	@PSU	5x5	Lampasso	Jardine	Oddo	2
49	1/9	@PSU	5x5	Stork	Lampasso	Moser	3
50	1/9	@PSU	5x5	Schilkey	Johnson	Weis	3
51	1/9	@PSU	5x5	Greco	--	--	OT
52	1/10	@PSU	5x3 pp	Weis	Lampasso	Moser	2
53	1/16	vUM	4x5 sh	Greco	--	--	1
54	1/16	vUM	5x4 pp	Johnson	Schilkey	Brevig	2
55	1/16	vUM	5x5	Weis	Johnson	Schilkey	2
56	1/16	vUM	5x5	Greco	Fritz	--	3
57	1/16	vUM	5x5	Greco	--	--	3
58	1/16	vUM	5x5	Johnson	Bjorkung	--	3
59	1/23	@MSU	5x5	Gust	Oddo	Jones	3
60	2/6	@MINN	5x5	Greco	Fritz	Jardine	2
61	2/6	@MINN	5x5	Oddo	--	--	3
62	2/7	@MINN	5x5	Jardine	Dalrymple	--	1
63	2/7	@MINN	5x4	Bjorkung	Weis	Greco	3
64	2/13	UW	5x5	Lundey	Niddery	Oddo	2
65	2/13	UW	5x5	Schilkey	Weis	--	2
66	2/14	UW	5x5	Greco	Angeli	Brevig	1
67	2/14	UW	5x5	Lampasso	Lundey	Brevig	2
68	2/20	UM	5x5	Johnson	Jones	McLean	1
69	2/20	UM	5x5	Johnson	Fritz	Lampasso	1
70	2/20	UM	5x5	Fritz	Johnson	Lampasso	2
71	2/20	UM	5x5	Angeli	--	--	3
72	2/20	UM	5x6 en	Schilkey	Fritz	Gust	3
73	2/22	@UM	5x5	Fritz	Oddo	Moser	3
74	2/22	@UM	4x4	Lundey	Jones	--	3
75	2/27	PSU	4x4	Weis	Greco	DaSilva	1
76	2/27	PSU	5x4 pp	Fritz	Greco	Schilkey	2
77	2/27	PSU	5x5	Weis	Dalrymple	Schilkey	2
78	2/27	PSU	5x5	Healey	Lundey	Niddery	3
79	2/27	PSU	5x5	Stork	Oddo	--	3
80	2/28	PSU	5x5	DaSilva	Stork	Greco	1
81	2/28	PSU	5x4 pp	Jardine	Fritz	Johnson	2
82	2/28	PSU	5x5	Schilkey	Weis	Healey	2
83	2/28	PSU	5x5	Fritz	Healey	--	3
84	2/28	PSU	5x5	Jones	Fritz	--	3
85	3/6	MINN	5x5	Dalrymple	Fritz	--	1
86	3/6	MINN	5x5	Lundey	Greco	Stork	1
87	3/7	MINN	5x5	Schilkey	Angeli	Weis	1
88	3/7	MINN	6x5 dp	Johnson	Cristofoli	Stork	2
89	3/7	MINN	5x5	Dalrymple	Stork	Healey	3
90	3/7	MINN	5x6 en	Greco	Fritz	Johnson	3
91	3/7	MINN	5x6 en	Fritz	--	--	3
92	3/13	@UW	5x5	Lundey	Jardine	--	2
93	3/13	@UW	5x5	Weis	Schilkey	--	3
94	3/14	@UW	5x5	Lundey	Gust	Greco	2
95	3/15	@UW	5x5	Weis	Angeli	Cristofoli	3

2014-15 STATISTICS

TEAM HIGHS/LOWS

Most Goals, Game	6	2x, last Jan. 16 vs. Michigan
Fewest Goals, Game	0	Jan. 24 at Michigan State
Most Goals, Period	3	6x, last March 7 vs. Minnesota (3rd)
Most Goals, First Period	3	2x, last Jan. 2 at Mercyhurst
Most Goals, Second Period	2	7x, last Feb. 27 vs. Penn State
Most Goals, Third Period	3	4x, last March 7 vs. Minnesota
Most PPG, Game	3	Oct. 10 vs. Providence
Most PP Attempts, Game	7	Oct. 10 vs. Providence
Most SHG, Game	1	Jan. 16 vs. Michigan
Most SOG, Game	44	Feb. 28 vs. Penn State
Most SOG, Period	19	March 14 at Wisconsin (2nd)
Fewest SOG, Game	18	Feb. 7 at Minnesota
Fewest SOG, Period	1	Nov. 15 vs. Bowling Green (2nd)
Most Penalties, Game	7	2x, last Nov. 15 vs. Bowling Green
Most Penalty Minutes, Game	36	Oct. 17 vs. Miami
Fewest Penalties, Game	1	3x, last Feb. 28 vs. Penn State
Fewest PIM, Game	2	3x, last Feb. 28 vs. Penn State
Most Saves, Game	60	Oct. 18 at Miami
Most Saves, Period	23	2x, last Oct. 18 at Miami (3rd)
Most Goals Against, Game	10	Jan. 16 vs. Michigan
Most Goals Against, Period	5	Dec. 5 at Michigan (2nd)
Fewest Goals Against, Game	0	2x, last March 14 at Wisconsin
Most PP Attempts Against, Game	7	Nov. 15 vs. Bowling Green
Most PPG Against, Game	4	Dec. 5 at Michigan
Most SHG Against, Game	1	Nov. 1 at Canisius
Most SOG Against, Game	62	Oct. 18 at Miami
Most SOG Against, Period	25	Oct. 18 at Miami (2nd)
Fewest SOG Against, Game	17	March 14 at Wisconsin
Fewest SOG Against, Period	3	March 7 vs. Minnesota (1st)

2014-15 STATISTICS

INDIVIDUAL SINGLE-GAME HIGHS

Points	4	Fritz Oct. 10 vs. Providence (2-2)
	3	Greco Oct. 10 vs. Providence (3-0) Weis Oct. 10 vs. Providence (0-3) Oddo Nov. 21 at Canisius (2-1) Niddery Nov. 1 at Canisius (0-3) Schilkey Nov. 29 at Notre Dame (0-3) Johnson Jan. 2 at Mercyhurst (3-0) Lampasso Jan. 9 at Penn State (1-2) Johnson Jan. 16 vs. Michigan (2-1) Greco Jan. 16 vs. Michigan (3-0) Fritz Feb. 20 vs. Michigan (1-2) Johnson Feb. 20 vs. Michigan (2-1) Fritz Feb. 28 vs. Penn State (1-2)
	2	Jardine Oct. 10 vs. Providence (0-2) Miller Nov. 1 at Canisius (1-1) Healey Nov. 1 at Canisius (0-2) Fritz Nov. 8 vs. Omaha (1-1) Schilkey Nov. 8 vs. Omaha (0-2) Weis Nov. 14 at Bowling Green (1-1) Schilkey Nov. 21 vs. MSU (1-1) Angeli Nov. 29 at Notre Dame (1-1) Fritz Nov. 29 at Notre Dame (2-0) Greco Nov. 29 at Notre Dame (0-2) Lampasso Jan. 2 at Mercyhurst (0-2) Weis Jan. 2 at Mercyhurst (1-1) Niddery Jan. 2 at Mercyhurst (0-2) Schilkey Jan. 2 at Mercyhurst (1-1) Oddo Jan. 9 at Penn State (0-2) Stork Jan. 9 at Penn State (2-0) Schilkey Jan. 16 vs. Michigan (0-2) Brevig Feb. 13 vs. Wisconsin (0-2) Lampasso Feb. 20 vs. Michigan (0-2) Weis Feb. 27 vs. Penn State (2-0) Schilkey Feb. 27 vs. Penn State (0-2) Greco Feb. 27 vs. Penn State (0-2) Healey Feb. 28 vs. Penn State (0-2) Weis March 7 vs. Minnesota (0-2) Johnson March 7 vs. Minnesota (1-1) Fritz March 7 vs. Minnesota (1-1)
Goals	3	Greco Oct. 10 vs. Providence Johnson Jan. 2 at Mercyhurst Greco Jan. 16 vs. Michigan
	2	Fritz Oct. 10 vs. Providence Oddo Nov. 1 at Canisius Fritz Nov. 29 at Notre Dame Stork Jan. 9 at Penn State Johnson Jan. 16 vs. Michigan Johnson Feb. 20 vs. Michigan Weis Feb. 27 vs. Penn State

Assists	3	Weis Oct. 10 vs. Providence Niddery Nov. 1 at Canisius Schilkey Nov. 29 at Notre Dame
	2	Fritz Oct. 11 vs. Providence Jardine Oct. 10 vs. Providence Healey Nov. 1 at Canisius Schilkey Nov. 8 vs. Omaha Greco Nov. 29 at Notre Dame Lampasso Jan. 2 at Mercyhurst Niddery Jan. 2 at Mercyhurst Lampasso Jan. 9 at Penn State Oddo Jan. 9 at Penn State Schilkey Jan. 16 vs. Michigan Brevig Feb. 13 vs. Wisconsin Fritz Feb. 20 vs. Michigan Lampasso Feb. 20 vs. Michigan Schilkey Feb. 27 vs. Penn State Greco Feb. 27 vs. Penn State Fritz Feb. 28 vs. Penn State Healey Feb. 28 vs. Penn State Weis March 7 vs. Minnesota
Shots	12	Greco Jan. 16 vs. Michigan
	10	Johnson Jan. 16 vs. Michigan
Blocks	8	Doerring Jan. 9 at Penn State
	7	Dalrymple Feb. 20 vs. Michigan
+/-	+3	Brevig Nov. 1 at Canisius Oddo Nov. 1 at Canisius Niddery Nov. 1 at Canisius Healey Nov. 1 at Canisius Lampasso Jan. 2 at Mercyhurst Johnson Jan. 2 at Mercyhurst Niddery Jan. 2 at Mercyhurst Doerring Jan. 2 at Mercyhurst Fritz March 7 vs. Minnesota Johnson March 7 vs. Minnesota Greco March 7 vs. Minnesota
Saves	60	Frey Oct. 18 at Miami
Penalties	3	DaSilva Oct. 17 vs. Miami DaSilva Nov. 29 at Notre Dame
PIM	17	DaSilva Oct. 17 vs. Miami DaSilva Nov. 29 at Notre Dame

2014-15 STATISTICS

GAME-BY-GAME GOALS-ASSISTS-POINTS/PLUS-MINUS

Date	Opp.	Stork	Niddyry	Moser	Jardine	Lundey	Dalrymple	DaSilva	Johnson	Doerring	Schilkey	Greco	Healey
10/11	vPC	0-0-0/-1	0-0-0/E	0-0-0/E	0-2-2/-3	0-0-0/+1	DNP	0-0-0/+1	0-1-1/+1	DNP	0-0-0/E	3-0-3/-1	DNP
10/12	vPC	1-0-1/+1	0-0-0/-1	DNP	0-0-0/+1	0-0-0/-1	DNP	0-0-0/E	0-0-0/-1	DNP	DNP	0-0-0/E	0-0-0/E
10/17	vMIA	0-0-0/-1	0-0-0/E	0-0-0/E	0-0-0/E	0-0-0/E	DNP	0-0-0/E	0-0-0/E	DNP	DNP	0-0-0/-1	0-0-0/-2
10/18	@MIA	0-0-0/E	0-0-0/E	0-0-0/E	DNP	0-0-0/E	DNP	DNP	0-0-0/-1	0-0-0/-2	DNP	1-0-1/-1	DNP
10/31	@CAN	1-0-1/+1	0-0-0/E	0-0-0/E	0-0-0/-1	0-0-0/E	DNP	0-1-1/-E	1-0-1/E	DNP	0-0-0/+1	0-0-0/-1	0-1-1/+1
11/1	@CAN	DNP	0-3-3/+3	0-0-0/E	0-0-0/E	0-0-0/E	DNP	0-0-0/+1	0-0-0/E	DNP	0-0-0/+1	0-0-0/-1	0-2-2/+3
11/7	vUNO	0-1-1/E	0-0-0/-1	0-0-0/+1	0-0-0/-1	0-0-0/E	DNP	0-1-1/E	1-0-1/+1	DNP	0-0-0/E	0-0-0/E	0-0-0/E
11/8	vUNO	0-0-0/+1	1-0-1/+1	0-0-0/E	0-1-1/E	0-0-0/-2	DNP	0-0-0/-1	0-0-0/E	DNP	0-2-2/-1	0-0-0/E	0-0-0/-1
11/14	@BG	0-0-0/E	0-0-0/-1	0-0-0/-1	0-1-1/+2	1-0-1/+1	0-1-1/+1	0-0-0// -1	0-0-0/+1	DNP	0-0-0/E	1-0-1/+1	0-0-0/E
11/15	vBG	0-0-0/E	0-0-0/-1	0-0-0/-1	0-1-1/E	0-1-1/+1	0-0-0/E	DNP	0-0-0/+1	DNP	1-0-1/-1	0-0-0/E	1-01-/-1
11/20	vMSU	0-0-0/+1	0-0-0/-1	DNP	0-0-0/E	1-0-1/E	0-0-0/E	0-0-0/-2	0-0-0/-1	DNP	0-0-0/E	0-0-0/E	0-0-0/-1
11/21	vMSU	0-0-0/E	0-1-1/+1	0-0-0/+1	0-1-1/+1	0-0-0/E	0-0-0/+1	DNP	1-0-1/+1	DNP	1-1-2/+1	0-0-0/E	DNP
11/28	vWMU	0-0-0/-2	1-0-1/-1	0-0-0/-1	0-0-0/-1	0-0-0/-1	0-0-0/-2	DNP	0-1-1/-1	DNP	0-0-0/-2	1-0-1/-1	DNP
11/29	@ND	0-0-0/E	0-0-0/E	0-0-0/+1	0-0-0/+1	0-0-0/+1	0-1-1/+1	0-0-0/+1	DNP	1-0-1/+1	0-3-3/+2	0-2-2/E	0-0-0/+1
12/5	@UM	0-1-1/E	0-1-1/E	0-1-1/E	DNP	0-0-0/-1	0-0-0/-2	DNP	1-0-1/-1	DNP	1-0-1/-1	1-0-1/+1	0-0-0/+1
1/2	@MU	0-0-0/E	0-2-2/+3	DNP	0-0-0/E	DNP	0-0-0/E	0-1-1/+1	3-0-3/+3	0-0-0/+3	1-1-2/-2	0-0-0/+1	0-1-1/+1
1/3	@MU	0-0-0/+1	0-1-1/E	DNP	DNP	DNP	0-1-1/E	0-0-0/E	1-0-1/E	0-0-0/E	0-0-0/E	1-0-1/+1	0-0-0/E
1/9	@PSU	2-0-2/E	DNP	0-1-1/+2	0-1-1/+1	DNP	0-0-0/+2	DNP	0-1-1/E	0-0-0/E	10-1/-1	1-0-1/+1	0-0-0/-1
1/10	@PSU	0-0-0/E	DNP	0-1-1/-1	0-0-0/-1	DNP	0-0-0/E	DNP	0-0-0/-2	0-0-0/E	0-0-0/-2	0-0-0/-2	0-0-0/-1
1/16	vUM	DNP	DNP	DNP	0-0-0/-4	DNP	0-0-0/E	DNP	2-1-3/-1	0-0-0/-1	0-2-2/0	3-0-3/-1	0-0-0/-1
1/23	@MSU	0-0-0/E	DNP	DNP	0-0-0/E	DNP	0-0-0/-1	0-0-0/-1	DNP	0-0-0/E	0-0-0/-2	0-0-0/-1	0-0-0/-1
1/24	@MSU	0-0-0/-1	DNP	DNP	0-0-0/-1	DNP	0-0-0/-1	0-0-0/E	DNP	0-0-0/E	0-0-0/E	0-0-0/E	0-0-0/E
2/6	@MINN	0-0-0/E	DNP	0-0-0/E	0-1-1/+1	0-0-0/-1	0-0-0/E	DNP	0-0-0/-1	DNP	0-0-0/-2	1-0-1/+1	0-0-0/-1
2/7	@MINN	0-0-0/E	DNP	0-0-0/E	1-0-1/E	0-0-0/E	0-1-1/E	0-0-0/E	0-0-0/E	DNP	0-0-0/E	0-1-1/-1	0-0-0/-2
2/13	UW	0-0-0/E	0-1-1/E	0-0-0/+1	0-0-0/+1	1-0-1/+1	0-0-0/E	0-0-0/E	0-0-0/E	DNP	1-0-1/+1	0-0-0/E	0-0-0/E
2/14	UW	DNP	0-00/E	0-0-0/-1	0-0-0/E	0-1-1/E	0-0-0/-1	0-0-0/-1	0-0-0/E	DNP	0-0-0/E	1-0-1/-1	0-0-0/+1
2/20	UM	0-0-0/E	DNP	0-0-0/E	0-0-0/+2	0-0-0/+1	0-0-0/+1	0-0-0/E	2-1-3/+1	DNP	1-0-1/+1	0-0-0/-1	0-0-0/E
2/22	@UM	DNP	0-0-0/E	0-1-1/E	0-0-0/E	1-0-1/+1	0-0-0/-1	0-0-0/-2	0-0-0/-2	DNP	0-0-0/-1	0-0-0/-3	0-0-0/-2
2/27	PSU	1-0-1/E	0-1-1/+1	DNP	0-0-0/E	0-1-1/+1	0-1-1/+2	0-1-1/E	0-0-0/-2	DNP	0-2-2/+1	0-2-2/+1	1-0-1/+2
2/28	PSU	0-1-1/E	0-0-0/E	0-0-0/E	1-0-1/-2	0-0-0/E	0-0-0/+2	1-0-1/+1	0-1-1/E	DNP	1-0-1/+1	0-1-/+1	0-2-2/+2
3/6	MINN	0-1-1/-1	0-0-0/E	0-0-0/-2	0-0-0/-3	1-0-1/-1	1-0-1/+1	0-0-0/E	0-0-0/E	DNP	0-0-0/-1	0-1-1/E	0-0-0/+1
3/7	MINN	0-1-1/-1	0-0-0/E	DNP	0-0-0/E	0-0-0/-1	1-0-1/+2	0-0-0/+1	1-1-2/+3	DNP	1-0-1/+1	1-0-1/+3	0-1-1/+2
3/13	@UW	0-0-0/+1	0-0-0/E	DNP	0-1-1/+1	1-0-1/+1	0-0-0/E	0-0-0/+1	0-0-0/E	DNP	0-0-0/E	0-0-0/E	0-0-0/-1
3/14	@UW	DNP	0-0-0/E	DNP	0-0-0/+1	1-0-1/+1	0-0-0/E	0-0-0/+1	0-0-0/E	DNP	0-0-0/+1	0-1-1/+1	0-0-0/E

THE LAST TIME

- Ohio State swept a home series
 - Feb. 27-28, 2015 vs. Penn State (5-3, 5-3)
- Ohio State was swept in a home series
 - Nov. 7-8, 2014 vs. Omaha (1-4, 3-4)
- Ohio State swept a road series
 - Nov. 30-Dec. 1, 2012 at Michigan State (1-0, 3-1)
- Ohio State was swept in a road series
 - Feb. 6-7, 2015 at Minnesota (2-4, 2-6)
- Ohio State swept on a weekend
 - Oct. 25-26, 2013 vs. Robert Morris (W 5-3 H, W 4-3 A)
- Ohio State was swept on a weekend
 - Oct. 17-18, 2014 vs. Miami (1-5 vs. MIA, 1-2 at MIA)
- Ohio State shut out an opponent
 - Home: Nov. 20, 2014 vs. Michigan State (Tomkins - 29 saves)
 - Road: March 14, 2015 at Wisconsin (Tomkins - 17 saves)
 - Neutral: Nov. 14, 2008 vs. Robert Morris (Carlson - 32svs)
- Ohio State had two shutouts in a series
 - Nov. 4-5, 2011 at Alabama-Huntsville (Hjelle/21 saves, Heeter/20 saves)
- Ohio State was shut out
 - Home: Jan. 13, 2012 vs. Michigan (Hunwick - 46 saves)
 - Road: Jan. 24, 2015 at Michigan State (Hildebrand - 22 saves)
 - Neutral: Dec. 28, 2012 vs. Miami (Williams - 29 saves)
- Ohio State won a shootout
 - March 13, 2014 at Wisconsin (4-3, 10 rounds)
- Ohio State lost a shootout
 - Jan. 11, 2014 vs. Michigan State (3-2, 6 rounds)
- A Buckeye had a hat trick
 - Jan. 16, 2015 vs. Michigan (Anthony Greco)
- An opponent had a hat trick
 - Feb. 7, 2015 at Minnesota (Travis Boyd)
- A Buckeye had four points
 - Oct. 10, 2014 vs. Providence (Tanner Fritz - 2g, 2a)
- An opponent had four points
 - Feb. 22, 2015 at Michigan (Hyman/Larkin - 1g, 3a)
- A Buckeye had five or more points
 - March 6, 2010 vs. Notre Dame (Hunter Bishop - 3g, 2a)
- An opponent had five or more points
 - Jan. 16, 2015 vs. Michigan (Dylan Larkin - 2g, 3a)
- Ohio State scored 10 or more goals
 - Dec. 12, 2008 vs. Bentley (W 10-1)
- Ohio State allowed 10 or more goals
 - Jan. 16, 2015 vs. Michigan (L 6-10)
- Ohio State had 40-49 shots on goal
 - March 14, 2015 at Wisconsin (42)
- Ohio State allowed 40-49 shots on goal
 - Feb. 27, 2015 vs. Penn State (49)
- Ohio State had 50-59 shots on goal
 - Feb. 8, 2014 at Michigan State (50)
- Ohio State allowed 50-59 shots on goal
 - Jan. 9, 2015 at Penn State (53)
- Ohio State allowed 60 or more shots on goal
 - Oct. 18, 2014 at Miami (62)
- Ohio State had 50 or more shots in back-to-back games
 - Dec. 2-3, 2005 vs. Alabama-Huntsville (55, 51)
- Ohio State allowed fewer than 15 shots
 - Nov. 17, 2012 vs. Northern Michigan (14)
- Ohio State allowed one shot in a period
 - Nov. 16, 2012 vs. Northern Michigan (1st period)
- Ohio State had one shot in a period
 - Nov. 15, 2014 vs. Bowling Green (2nd period)
- Ohio State won in overtime
 - Jan. 9, 2015 at Penn State (5-4)
- Ohio State lost in overtime
 - Oct. 11, 2014 vs. Providence (1-2)
- Ohio State scored a SHG
 - Jan. 16, 2015 vs. Michigan (Anthony Greco)
- Ohio State allowed a SHG
 - Nov. 1, 2014 at Canisius (Rigney)
- Ohio State scored two SHG in a game
 - Dec. 2, 2006 at Michigan State (Domenic Maiani, Bryce Anderson)
- Ohio State allowed two SHG in a game
 - March 4, 2007 vs. Northern Michigan (Tarkir, Olver)
- Ohio State won when trailing after one
 - Feb. 28, 2015 vs. Penn State (down 2-1, W 5-3)
- Ohio State won when trailing after two
 - Feb. 28, 2015 vs. Penn State (down 3-2, W 5-3)
- Ohio State lost when leading after one
 - Nov. 8, 2014 vs. Omaha (up 3-2, lost 3-4)
- Ohio State lost when leading after two
 - March 22, 2014 vs. Wisconsin (up 3-2, lost 4-5 OT)
- Ohio State scored an extra attacker goal
 - Nov. 20, 2014 vs. Michigan State (Tyler Lunday, L 1-3)
- Ohio State allowed an extra attacker goal
 - Feb. 27, 2015 vs. Penn State (Koudys, W 5-3)
- Ohio State had a penalty shot
 - Nov. 15, 2014 vs. Bowling Green (Tanner Fritz/failed)
- Ohio State faced a penalty shot
 - Jan. 16, 2015 vs. Michigan (Zach Hyman/failed; save Logan Davis)
- Ohio State scored on an delayed penalty
 - March 7, 2015 vs. Minnesota (Matt Johnson)
- Ohio State had zero penalties
 - Jan. 18, 2013 at Northern Michigan
- Ohio State scored four power play goals
 - Feb. 1, 2013 vs. Notre Dame (4-for-9)
- Ohio State allowed four power play goals
 - Dec. 5, 2014 at Michigan (4-for-5)
- Ohio State scored five goals in a period
 - Feb. 1, 2013 vs. Notre Dame (2nd)
- Ohio State allowed five goals in a period
 - Dec. 5, 2014 at Michigan (2nd)
- Ohio State beat a team ranked No. 1 in the USCHO poll
 - March 21, 2014 vs. #1 Minnesota (3-1)
- Ohio State beat a Top 3 team in the USCHO poll
 - Oct. 10, 2014 vs. #3 Providence (5-4 OT)
- Ohio State scored the gamewinner in the final minute of regulation
 - Nov. 14, 2014 at Bowling Green (W 3-2, Anthony Greco GWG)
- Player scored twice in 10 seconds or less
 - Jan. 16, 2015 vs. Michigan (Anthony Greco, :06 span)

2014-15 BOX SCORES

Game 1 - Ohio State 5, #3 Providence 4 OT

Oct. 10, 2014 - Value City Arena - Columbus, Ohio

Providence (0-1-0) vs. Ohio State (1-0-0)

Date: Oct 10, 2014 • Location: Columbus, Ohio • Arena: Value City Arena
Attendance: 2830 • Start time: 7:05 pm • End time: 9:27 pm • Total time: 2:22

Prd	Time	Team	Scored by	Assists	Vis. on ice	Home on ice
1	1st 13:44	PC	EV Saracino, Nick/1	Parisi, Tom/1	18,10,16,11,6	6,15,16,10,44
2	1st 14:03	OSU	EV Anthony Greco/1	Jankowski, Mark/1 Tanner Fritz/1	2,11,14,26,27	7,16,10,44,4
3	1st 17:27	PC	EV Pinho, Brian/1	Mauermann, Ross/1 Rufo, Niko/1	26,14,4,27,11	20,16,10,21,44
4	2nd 06:48	OSU	EV Anthony Greco/2	Matt Johnson/1	21,19,12,29,4	44,26,23,20,25
5	2nd 18:39	PC	EV Mingio, Trevor/1	Florentino, Anth/1	16,6,11,9,21	4,44,16,11,21
6	3rd 03:15	OSU	PP Tanner Fritz/2	Sam Jardine/2	22,24,4,19	16,21,14,44,15
7	3rd 08:18	PC	EV Parisi, Tom/1	Matthew Weis/1	6,22,9,24,16	7,17,21,18,14
8	3rd 12:10	OSU	PP Tanner Fritz/2	Drew Brevig/1	22,8,16,24	16,15,14,44,21
9	OT 00:28	OSU	PP Anthony Greco/3	Matt Johnson/3	16,6,12,21	44,14,16,4,10

TEAM SUMMARY

#	Providence	G	A	Pim	Sh	+/-	BI	#	Ohio State	G	A	Pim	Sh	+/-	BI
2	Day Logan	0	0	0	0	-1	1	4	Drew Brevig	0	0	1	0	2	2
4	Adams, Mark	0	0	2	0	0	0	6	Clark Cristofoli	0	0	0	0	-1	3
6	Parisi, Tom	1	1	0	1	+3	2	7	Al McLean	0	1	2	0	0	2
9	Mingio, Trevor	1	0	0	5	+2	0	10	Dank Angeli	0	0	2	1	-1	0
10	Jankowski, Mark	0	1	2	1	+1	0	11	Christian Lampass	0	0	0	0	-1	0
11	Rufo, Niko	0	0	0	0	+2	0	14	Matthew Weis	0	3	0	2	-1	1
12	Demopoulos, Stefa	0	0	0	3	-1	0	15	Nick Oddo	0	0	2	1	-1	1
14	Mauermann, Ross	0	1	4	3	0	1	16	Tanner Fritz	2	2	0	3	-2	1
16	Florentino, Anthon	0	1	0	1	+3	1	17	David Gust	0	0	2	2	-1	0
18	Saracino, Nick	0	0	1	1	+1	0	18	Luke Stork	0	0	0	1	0	0
19	Walman, Jake	0	0	2	1	-1	0	19	Chad Niddery	0	0	1	0	2	2
20	Luke, Shane	0	0	0	2	0	0	20	Janik Moser	0	0	1	0	0	0
21	Rooney, Kevin	0	0	2	0	0	0	21	Sam Jardine	0	2	0	1	-3	2
22	Tanev, Brandon	0	1	2	2	+1	0	23	Tyler Lundey	0	0	0	1	+1	0
24	Accari, Noel	0	0	3	1	+1	1	25	Justin DaSilva	0	0	2	1	+1	0
26	Pinho, Brian	1	0	0	4	0	0	26	Matt Johnson	0	1	0	2	+1	0
27	Monk, Josh	0	0	0	2	0	1	37	Nick Schilkey	0	0	0	1	0	0
29	MacPhee, Conor	0	0	0	0	-1	0	44	Anthony Greco	3	0	2	5	-1	1
TM	TEAM	0	0	2	0	0	0	1	Logan Davis	dnp					
35	Ellis, Nick	1						31	Matt Tomkins						
Totals		4	6	14	30	+10	8	Totals		5	10	8	25	-10	20

GOALTENDERS

#	Providence	Dec	Min	GA	1	2	3	OT	Saves	#	Ohio State	Dec	Min	GA	1	2	3	OT	Saves
32	Gillies, Jon	OTL	60:28	5	10	2	8	0	20	30	Christian Frey	W	60:28	4	8	11	7	0	26

PENALTY SUMMARY

Prd	Player	Team	MinOffense	Time	Prd	Player	Team	MinOffense	Time	
1st	Dank Angeli	PC	2.Tripping	08:14	PP	2nd	David Gust	OSU	2.Boarding	16:19
1st	Adams, Mark	PC	2.Interference	14:41	PP	3rd	Mauermann, Ross	PC	2.Slashing	02:14
1st	Rooney, Kevin	PC	2.Checking From Behind	19:21	PP	3rd	TEAM	PC	2.Too Many Players On	04:24
2nd	Anthony Greco	OSU	2.Charging	04:26	PP	3rd	Jankowski, Mark	PC	2.High Sticking	10:51
2nd	Al McLean	OSU	2.Elbowing	10:45	PP	3rd	Mauermann, Ross	PC	2.Boarding	19:15
2nd	Tanev, Brandon	PC	2.Elbowing	14:20	PP					

Win-Christian Frey (1-0-0). Loss-Gillies, Jon (0-1-0).

Game 2 - #3 Providence 2, Ohio State 1 OT

Oct. 11, 2014 - Value City Arena - Columbus, Ohio

Providence (1-1-0) vs. Ohio State (1-1-0)

Date: Oct 11, 2014 • Location: Columbus, Ohio • Arena: Value City Arena
Attendance: 2881 • Start time: 7:05 pm • End time: 9:25 pm • Total time: 2:20

Prd	Time	Team	Scored by	Assists	Vis. on ice	Home on ice
1	3rd 08:09	PC	EV Day Logan/1	Mingio, Trevor/1 Florentino, Anthony/2	2,9,20,18,27	17,23,4,14,7
2	3rd 08:51	OSU	EV Luke Stork/1	Nicholas Jones/1 Nick Oddo/1	6,11,14,16,26	18,21,8,5,15
3	OT 04:15	PC	EV Pinho, Brian/2	Mauermann, Ross/2 Saracino, Nick/1	26,14,18,19,4	11,19,7,4,26

TEAM SUMMARY

#	Providence	G	A	Pim	Sh	+/-	BI	#	Ohio State	G	A	Pim	Sh	+/-	BI
2	Day Logan	1	0	1	1	+1	1	4	Drew Brevig	0	0	0	1	-2	3
4	Adams, Mark	0	0	0	0	+1	1	5	Victor Bjorkung	0	0	2	0	+1	1
6	Parisi, Tom	0	0	2	3	-1	2	7	Al McLean	0	0	1	0	-2	1
9	Mingio, Trevor	0	1	0	4	+1	1	8	Nicholas Jones	0	1	0	1	+1	0
11	Rufo, Niko	0	0	0	1	-1	2	10	Dank Angeli	0	0	1	0	0	0
12	Demopoulos, Stefa	0	0	0	4	0	1	11	Christian Lampass	0	0	0	2	-1	2
14	Mauermann, Ross	0	1	0	3	0	1	14	Matthew Weis	0	0	0	0	-1	0
15	McParland, Steven	0	0	0	1	0	0	15	Nick Oddo	0	1	0	2	+1	0
16	Florentino, Anthon	0	1	0	1	-1	0	16	Tanner Fritz	0	0	0	1	0	0
17	Saracino, Nick	0	1	0	3	+2	1	17	David Gust	0	0	0	2	-1	0
19	Walman, Jake	0	0	0	1	+1	0	18	Luke Stork	1	0	0	3	+1	1
20	Luke, Shane	0	0	2	0	+1	1	19	Chad Niddery	0	0	0	4	-1	0
21	Rooney, Kevin	0	0	2	0	0	0	21	Sam Jardine	0	0	2	1	+1	3
22	Tanev, Brandon	0	0	0	1	0	1	23	Tyler Lundey	0	0	0	1	-1	0
24	Accari, Noel	0	0	0	0	0	1	25	Justin DaSilva	0	0	0	1	-1	0
26	Pinho, Brian	1	0	0	2	0	0	26	Justin DaSilva	0	2	0	0	0	4
27	Monk, Josh	0	0	0	1	+1	0	28	Matt Johnson	0	0	0	4	-1	0
29	MacPhee, Conor	0	0	0	1	0	1	44	Anthony Greco	0	0	0	3	0	2
TM	TEAM	0	0	2	0	0	0	47	Josh Healey	0	0	15	0	0	0
35	Ellis, Nick	1						1	Logan Davis	dnp					
Totals		2	4	4	29	+5	14	30	Christian Frey	1	2	21	27	-5	17

GOALTENDERS

#	Providence	Dec	Min	GA	1	2	3	OT	Saves	#	Ohio State	Dec	Min	GA	1	2	3	OT	Saves
32	Gillies, Jon	W	64:15	1	6	12	6	2	26	31	Matt Tomkins	OTL	64:15	2	10	5	11	1	27

PENALTY SUMMARY

Prd	Player	Team	MinOffense	Time	Prd	Player	Team	MinOffense	Time	
1st	Sam Jardine	OSU	2.Elbowing	08:03	PP	2nd	Victor Bjorkung	OSU	2.Holding	15:17
1st	Parisi, Tom	PC	2.Chi Elbowing	10:18	PP	3rd	Justin DaSilva	OSU	2.High Sticking	09:37
1st	Josh Healey	OSU	1.Contact To The Head	20:00	PP	3rd	Luke, Shane	PC	2.Roughing	09:37
1st	Josh Healey	OSU	10.Game Misconduct	20:00						

Win-Gillies, Jon (1-1-0). Loss-Matt Tomkins (0-1-0).

Ohio State timeout, 14:53/3rd

Game 3 - #11 Miami 5, #17 Ohio State 1

Oct. 17, 2014 - Value City Arena - Columbus, Ohio

Miami (2-1-0) vs. Ohio State (1-2-0)

Date: Oct 17, 2014 • Location: Columbus, Ohio • Arena: Value City Arena
Attendance: 5391 • Start time: 7:05 pm • End time: 9:20 pm • Total time: 2:15

Prd	Time	Team	Scored by	Assists	Vis. on ice	Home on ice
1	1st 05:58	MIA	PP Riley Barber/2	Anthony Louis/3 Sean Kuraly/2	11,9,14,36,8	21,19,20,26
2	1st 11:45	MIA	PP Sean Kuraly/3	Matthew Caito/3 Anthony Louis/4	9,10,25,11,58	26,19,4,47
3	2nd 10:55	MIA	PP Alex Wideman/1	Justin Greenberg/1 Louie Belpedio/1	10,58,8,26	4,47,10
4	3rd 00:33	OSU	PP Drew Brevig/1	Matthew Weis/4 Tanner Fritz/3	9,27,8,11	4,16,14,44,10
5	3rd 05:18	MIA	EV Ben Paulides/2	Riley Barber/2 Sean Kuraly/3	28,11,9,8	4,16,44,47
6	3rd 18:31	MIA	EV Blake Coleman/1	Alex Wideman/1	25,10,8,7,58	15,8,18,4,47

TEAM SUMMARY

#	Miami	G	A	Pim	Sh	+/-	BI	#	Ohio State	G	A	Pim	Sh	+/-	BI
3	Colin Sullivan	0	0	2	1	0	0	4	Drew Brevig	1	0	2	4	-2	4
5	Chris Joyaux	0	0	4	0	0	2	7	Al McLean	0	0	1	0	0	0
6	Michael Mooney	0	0	0	1	0	0	8	Nicholas Jones	0	0	0	1	-1	0
7	Austin Czarnik	0	0	0	0	+1	1	10	Dank Angeli	0	0	2	0	0	0
8	Matthew Caito	0	1	0	2	+2	2	11	Christian Lampass	0	2	1	0	0	0
9	Sean Kuraly	1	2	0	4	+1	0	14	Matthew Weis	0	1	0	3	0	2
10	Alex Wideman	1	1	0	2	+1	0	15	Nick Oddo	0	0	0	0	-1	0
11	Riley Barber	1	1	0	4	+1	0	16	Tanner Fritz	0	1	0	3	-1	0
12	Alex Gacek	0	0	0	0	0	0	17	David Gust	0	0	2	0	1	1
14	Cody Murphy	0	0	0	4	0	0	18</							

2014-15 BOX SCORES

Game 9 - Ohio State 3, Bowling Green 2

Nov. 14, 2014 - BGSU Ice Arena - Bowling Green, Ohio

Ohio State (3-5-1) vs. Bowling Green (7-3-1)
Date: Nov 14, 2014 • Location: Bowling Green, Ohio • Arena: BGSU Ice Arena
Attendance: 5353 • Start time: 8:07 pm • End time: 10:25 pm • Total time: 2:18

Prd	Time	Team	Scored by	Assists	Vis. on ice	Home on ice
1	1st 08:41	BGSU	EV Tate, Brent/2	Spezia, Tyler/1	44,25,20,14,10	23,7,25,15,8
3	1st 15:28	OSU	EV Matthew Weis/1	Sam Jardine/4	14,21,20,44,10	4,6,28,17,26
3	3rd 18:26	OSU	EV Tyler Lundeley/1	Craig Dalrymple/1	23,24,11,26,21	12,11,13,25,23
4	3rd 18:44	BGSU	EV Tate, Brent/3	Christian Lampasso/2		
4	3rd 19:26	OSU	EV Anthony Greco/5	Murphy, Ben/4	19,16,20,21,24	23,17,14,11,6
				Matthew Weis/6	44,14,24,21,10	26,12,2,20,14

TEAM SUMMARY															
#	Ohio State	G	A	Pim	Sh	+/-	BI	#	Bowling Green	G	A	Pim	Sh	+/-	BI
4	Drew Brevig	0	0	0	1	0	3	2	Mercier, Pierre-Luc	0	0	0	1	-1	0
8	Nicholas Jones	0	0	0	0	0	1	4	Sullivan, Mike	0	0	0	0	-1	5
10	Darik Angeli	0	0	0	1	+1	0	6	McLain, Mitchell	0	0	0	0	0	2
11	Christian Lampasso	0	1	0	0	+1	0	7	Spezia, Tyler	0	1	0	1	+1	0
14	Matthew Weis	1	1	0	4	+1	0	6	Delgadillo, Jose	0	2	0	+1	1	
15	Nick Oddo	0	2	1	0	1	0	10	Dufour, Kevin	0	2	2	0	0	0
16	Tanner Fritz	0	0	0	3	-1	1	11	DeSalvo, Dan	0	0	0	2	0	1
18	Luke Stork	0	0	0	0	0	0	12	Valleau, Nolan	0	0	0	0	-2	2
19	Chad Nidderer	0	0	0	2	-1	1	13	Berke, Adam	0	0	0	6	-1	1
20	Janik Moser	0	2	0	-1	0	0	14	Friedman, Mark	0	0	17	0	0	0
21	Sam Jardine	0	1	0	+2	1	0	15	Reichert, Jakob	0	2	3	+1	0	0
23	Tyler Lundeley	1	0	0	+1	0	0	16	Hawkins, Brandon	0	2	1	0	0	0
24	Craig Dalrymple	0	1	0	+1	0	0	17	Murphy, Ben	0	1	0	3	0	2
25	Justin DaSilva	0	0	0	-1	3	0	20	Pohlkamp, Matt	0	0	0	2	-1	0
26	Matt Johnson	0	0	2	+1	0	0	21	Pletsch, Ted	0	0	0	0	0	0
37	Nick Schilkey	0	0	0	1	0	0	23	Tate, Brent	2	0	0	+1	1	1
44	Anthony Greco	1	0	0	3	+1	0	25	Mingo, Dajon	1	0	2	0	0	1
47	Josh Healey	0	0	0	0	0	2	26	Cooper, Mark	0	0	0	2	-2	1
30	Christian Frey	dnp						28	Walker, Sean	0	0	0	0	-1	1
	Totals	3	4	4	24	+5	15	33	Nell, Chris	dnp					
									Totals	2	3	25	27	-5	20

GOALTENDERS																	
#	Ohio State	Dec	Min	GA	1	2	3	Saves	#	Bowling Green	Dec	Min	GA	1	2	3	Saves
31	Matt Tomkins	W	59:29	2	5	11	9	25	31	Burke, Tommy	L	59:35	3	8	4	9	21
	EMPTY NET		0:31	0	0	0	0	0		EMPTY NET		0:25	0	0	0	0	0

PENALTY SUMMARY									
Prd	Player	Team	MinOffense	Time	Prd	Player	Team	MinOffense	Time
1st	Delgadillo, Jose	BGSU	2.Holding	03:11 PP	2nd	Reichert, Jakob	BGSU	2.Slashing	03:44 PP
1st	Janik Moser	OSU	2.Kneeing	12:23 PP	2nd	Hawkins, Brandon	BGSU	2.Elbowing	06:44 PP
1st	Dufour, Kevin	BGSU	2.Slashing	12:59	3rd	Friedman, Mark	BGSU	5.Contact To The Head	20:00
1st	Friedman, Mark	BGSU	2.Roughing	16:08	3rd	Friedman, Mark	BGSU	10.Game Misconduct	20:00
1st	Nick Oddo	OSU	2.Slashing	16:08					

Win-Matt Tomkins (2-3-1). Loss-Burke, Tommy (3-2-1).

Game 10 - Bowling Green 3, Ohio State 2

Nov. 15, 2014 - Value City Arena - Columbus, Ohio

Bowling Green (8-3-1, 5-1-0 WCHA) vs. Ohio State (3-6-1, 0-0-0 BIG)
Date: Nov 15, 2014 • Location: Columbus, Ohio • Arena: Value City Arena
Attendance: 5075 • Start time: 7:05 pm • End time: 9:28 pm • Total time: 2:23

Prd	Time	Team	Scored by	Assists	Vis. on ice	Home on ice
1	1st 10:59	BGSU	EV Sullivan, Mike/1	Reichert, Jakob/3	4,15,26,13,23	24,16,19,37,5
2	1st 15:28	OSU	EV Josh Healey/1	Tyler Lundeley/1	19,25,6,7,11	47,26,11,23,4
3	2nd 17:32	BGSU	PP Walker, Sean/1	DeSalvo, Dan/4	6,28,12,21,11	16,24,47
4	3rd 16:33	OSU	EV Nick Schilkey/1	Mercier, Pierre-Luc/8		
5	3rd 17:20	BGSU	EV Hawkins, Brandon/4	Sam Jardine/5	10,14,12,5,11	21,24,16,37,44
				Sullivan, Mike/4	16,7,11,28,4	44,16,37,20,21

TEAM SUMMARY															
#	Bowling Green	G	A	Pim	Sh	+/-	BI	#	Ohio State	G	A	Pim	Sh	+/-	BI
2	Mercier, Pierre-Luc	0	1	2	5	0	0	4	Drew Brevig	0	0	2	2	+1	1
4	Sullivan, Mike	1	1	0	2	+2	1	5	Victor Bjorklund	0	0	0	0	-1	0
5	Hafner, Rusty	0	0	0	0	-2	1	9	Kevin Miller	0	0	2	2	0	0
6	McLain, Mitchell	0	0	0	1	0	1	10	Darik Angeli	0	0	0	3	0	2
7	Spezia, Tyler	0	0	0	1	0	0	11	Christian Lampasso	0	0	0	0	+1	0
10	Dufour, Kevin	0	0	0	1	-1	0	14	Matthew Weis	0	0	0	0	0	1
11	DeSalvo, Dan	0	1	2	3	-1	1	16	Tanner Fritz	0	0	0	2	-1	1
12	Valleau, Nolan	0	0	0	1	-1	0	17	David Gust	0	0	1	0	0	0
13	Berke, Adam	0	0	0	2	0	1	18	Luke Stork	0	0	0	1	0	0
14	Friedman, Mark	0	0	4	2	-1	4	19	Chad Nidderer	0	2	0	-1	-1	0
15	Reichert, Jakob	0	1	0	3	+1	0	20	Janik Moser	0	0	2	-1	0	0
16	Hawkins, Brandon	0	0	0	3	+1	0	21	Sam Jardine	0	1	0	3	0	2
17	Murphy, Ben	0	0	0	0	0	0	23	Tyler Lundeley	0	1	2	4	+1	0
20	Pohlkamp, Matt	0	0	0	2	0	0	24	Craig Dalrymple	0	0	2	0	0	6
23	Tate, Brent	0	0	0	0	+1	0	26	Matt Johnson	0	0	0	1	+1	0
25	Mingo, Dajon	0	0	0	1	-1	1	37	Nick Schilkey	1	0	2	2	-1	0
26	Cooper, Mark	0	0	0	0	0	0	44	Anthony Greco	0	0	2	3	0	0
28	Walker, Sean	1	0	0	3	+2	2	47	Josh Healey	1	0	2	1	+1	1
32	Shall, Thomas	dnp						1	Logan Davis	dnp					
	Totals	3	4	4	30	0	12	31	Matt Tomkins						
									Totals	2	2	14	29	0	15

GOALTENDERS																	
#	Bowling Green	Dec	Min	GA	1	2	3	Saves	#	Ohio State	Dec	Min	GA	1	2	3	Saves
33	Neil, Chris	W	60:00	2	13	1	13	27	30	Christian Frey	L	58:41	3	7	9	11	27
	EMPTY NET									EMPTY NET		1:19	0	0	0	0	0

PENALTY SUMMARY									
Prd	Player	Team	MinOffense	Time	Prd	Player	Team	MinOffense	Time
1st	Friedman, Mark	BGSU	2.Interference	03:08 PP	2nd	Josh Healey	OSU	2.Roughing	06:19 PP
1st	Kevin Miller	OSU	2.Tripping	08:06 PP	2nd	Nick Schilkey	OSU	2.Chipping	16:21 PP
1st	Friedman, Mark	BGSU	2.Tripping	17:32	2nd	Drew Brevig	OSU	2.Boarding	17:05 PP
1st	Chad Nidderer	OSU	2.Slashing	11:52 PP	2nd	Mercier, Pierre-Luc	BGSU	2.Interference	18:57 PP
1st	DeSalvo, Dan	BGSU	2.Slashing	18:31 PP	3rd	Anthony Greco	OSU	2.Charging	10:01 PP
2nd	Tyler Lundeley	OSU	2.Hooking	02:27 PP					

Win-Nell, Chris (3-0-0). Loss-Christian Frey (1-3-0). Ohio State timeout 19:10/3rd

GOALTENDERS																	
#	Bowling Green	Dec	Min	GA	1	2	3	Saves	#	Ohio State	Dec	Min	GA	1	2	3	Saves
33	Neil, Chris	W	60:00	2	13	1	13	27	30	Christian Frey	L	58:41	3	7	9	11	27
	EMPTY NET									EMPTY NET		1:19	0	0	0	0	0

PENALTY SUMMARY									
Prd	Player	Team	MinOffense	Time	Prd	Player	Team	MinOffense	Time
1st	Friedman, Mark	BGSU	2.Holding	03:11 PP	2nd	Reichert, Jakob	BGSU	2.Slashing	03:44 PP
1st	Janik Moser	OSU	2.Kneeing	12:23 PP	2nd	Hawkins, Brandon	BGSU	2.Elbowing	06:44 PP
1st	Dufour, Kevin	BGSU	2.Slashing	12:59	3rd	Friedman, Mark	BGSU	5.Contact To The Head	20:00
1st	Friedman, Mark	BGSU	2.Roughing	16:08	3rd	Friedman, Mark	BGSU	10.Game Misconduct	20:00
1st	Nick Oddo	OSU	2.Slashing	16:08					

Win-Matt Tomkins (2-3-1). Loss-Burke, Tommy (3-2-1).

Game 11 - Michigan State 3, Ohio State 1

Nov. 20, 2014 - Value City Arena - Columbus, Ohio

Michigan State (4-6-0) vs. Ohio State (3-7-1)
Date: Nov 20, 2014 • Location: Columbus, Ohio • Arena: Value City Arena
Attendance: 3137 • Start time: 7:05 pm • End time: 9:15 pm • Total time: 2:10

Prd	Time	Team	Scored by	Assists	Vis. on ice	Home on ice
1	1st 12:03	MSU	EV Haag, William/2	MacEachern, Mack/5	26,18,15,11,28	11,19,21,26,25
2	2nd 06:47	MSU	PP Berry, Matt/6	Walsh, Travis/4	27,4,20,21,22	11,26,6,21
3	3rd 03:43	MSU	EV Darnell, Brent/1	Ferrantino, Michael/4		
4	3rd 17:27	OSU	EX Tyler Lundeley/2	Berry, Matt/4	25,20,27,18,11	25,23,26,11,47
				Ferrantino, Michael/3		
					15,5,26,7,28	23,18,26,21,7,15

TEAM SUMMARY															
#	Michigan State	G	A	Pim	Sh	+/-	BI	#	Ohio State	G	A	Pim	Sh	+/-	BI
4	Walsh, Travis	0	1	2	0	0	1	4	Drew Brevig	0	0	0	1	0	0
5	Boyd, Ron	0	0	0	0	-1	0	7	Al McLean	0	0	0	0	+1	3
7	Draeger, John	0	0	0	1	-1	1	8	Nicholas Jones	0	0	0	0	0	0
8	Jacobs, Josh	0	0	2	1	0	5	10	Darik Angeli	0	0				

2014-15 BOX SCORES

Game 13 - Western Michigan 6, Ohio State 2 Shillelagh Tournament

Nov. 28, 2014 - Compton Family Ice Arena - Notre Dame, Ind.

Ohio State (4-8-1) vs. Western Michigan (4-8-1)
Date: Nov 28, 2014 • Location: Notre Dame, Indiana • Arena: Compton Family Arena
Attendance: 5022 • Start time: 4:05 pm • End time: 6:14 • Total time: 2:11

Prd	Time	Team	Scored by	Assists	Vis. on Ice	Home on Ice
1	1st 03:22	WMU	EV J.T. Osborn/1	Aidan Muir/3 William Nong-Lambert/2	18,9,14,6,24	27,12,25,13,15
2	1st 16:59	WMU	EV Frederik Tiffels/3	Josh Pitt/2 Will Kessel/4	23,16,44,7,4	19,29,10,13,15
3	2nd 02:35	OSU	PP Anthony Greco/6	Colton Hargrove/5 Justin Kovacs/7	44,19,15,14,24	8,16,9,7
4	2nd 03:29	WMU	EV Michael Rebray/3	Christian Lampas/4 Matt Johnson/2	11,26,15,6,24	26,17,14,20,15
5	2nd 10:59	OSU	EV Chad Nidderly/2	Justin Kovacs/8 Matt Johnson/2	19,11,26,20,21	26,18,10,20
6	3rd 06:04	WMU	EV Kenney Morrison/5	Justin Kovacs/8 Colton Hargrove/5	19,26,14,20,21	7,17,14,26,24
7	3rd 07:09	WMU	EV Frederik Tiffels/4	Taylor Fleming/3 Josh Pitt/3	37,10,16,7,4	19,10,29,13,15
8	3rd 14:23	WMU	EN Frederik Tiffels/5	Josh Pitt/3 Will Kessel/6	19,37,15,18,20,21	19,10,29,20,9

TEAM SUMMARY

#	Ohio State	G	A	Pim	Sh	+/-	BI	#	Western Michigan	G	A	Pim	Sh	+/-	BI
1	Drew Brevig	0	0	0	2	-2	0	1	Kenney Morrison	1	0	0	3	+1	2
6	Clark Cristofoli	0	0	0	2	-1	1	8	Sheldon Dries	0	0	4	1	-1	0
7	AI McLean	0	0	0	0	0	0	9	Chris Dienes	0	0	3	+1	2	
9	Kevin Miller	0	0	0	1	-1	0	10	Josh Pitt	0	2	0	1	+2	2
10	Darık Angeli	0	0	2	-1	-2	1	12	Aidan Muir	0	1	0	1	+1	0
11	Christian Lampass	0	1	0	1	0	1	13	Neal Goff	0	0	2	1	+3	2
14	Matthew Weis	0	0	0	0	-2	0	14	Colton Hargrove	0	2	3	+2	0	0
15	Nick Oddo	0	0	0	2	-2	0	15	Scott Moldenhauer	0	2	1	+4	0	0
16	Tanner Fritz	0	0	0	2	-2	1	16	Nolan LaPorte	0	0	4	0	2	2
18	Luke Stork	0	0	0	0	-1	1	17	Justin Kovacs	0	2	3	+1	0	0
19	Chad Nidderly	1	0	0	4	-1	0	19	Fredrik Tiffels	3	0	2	6	+3	0
20	Janik Moser	0	0	0	0	-1	1	20	Taylor Fleming	0	1	0	0	+1	2
21	Sam Jardine	0	0	0	0	-1	1	22	Mike McKee	0	0	0	1	0	0
23	Tyler Lundy	0	0	0	1	-1	0	24	Paul Stoykewych	0	0	2	0	+1	0
24	Craig Dalrymple	0	0	2	0	-2	1	25	William Nong-Lamb	0	1	0	0	+1	0
26	Matt Johnson	0	1	0	3	-1	0	26	Michael Rebray	1	0	2	+1	1	1
37	Nick Schilkey	0	0	0	0	-2	1	27	J.T. Osborn	1	0	3	+1	0	0
44	Anthony Greco	1	0	0	5	-1	0	29	Will Kessel	0	2	0	0	+3	0
1	Logan Davis	dnp						1	Frank Slubowski	dnp					
30	Christian Frey								Totals	6	11	8	36	+25	13

GOALTENDERS

#	Ohio State	Dec	Min	GA	1	2	3	Saves	#	Western Michigan	Dec	Min	GA	1	2	3	Saves
31	Matt Tomkins	L	59:29	5	8	13	9	30	55	Lukas Hafner	W	60:00	2	11	7	2	20

PENALTY SUMMARY

Prd	Player	Team	MinOffense	Time	Prd	Player	Team	MinOffense	Time		
1st	Fredrik Tiffels	WMU	2.Hooking	05:56	PP	1st	Darık Angeli	OSU	2.Cn Elbowing	17:13	PP
1st	Craig Dalrymple	OSU	2.Tripping	10:15	PP	2nd	Colton Hargrove	WMU	2.Slashing	01:04	PP
1st	Paul Stoykewych	WMU	2.Boarding	13:43	PP	3rd	Neal Goff	WMU	2.Hooking	08:31	PP

Win-Lukas Hafner (3-5-1). Loss-Matt Tomkins (3-7-1).

Game 14 - Ohio State 5, Notre Dame 1 Shillelagh Tournament

Nov. 29, 2014 - Compton Family Ice Arena - Notre Dame, Ind.

Ohio State (5-8-1) vs. Notre Dame (6-8-2)
Date: Nov 29, 2014 • Location: Notre Dame, Indiana • Arena: Compton Family Arena
Attendance: 4789 • Start time: 7:35 pm • End time: 9:54 pm • Total time: 2:19

Prd	Time	Team	Scored by	Assists	Vis. on Ice	Home on Ice
1	1st 07:05	OSU	EV Blake Doering/1	Kevin Miller/2 Nicholas Jones/1	27,9,8,21,25	17,12,9,23,5
2	1st 12:24	OSU	EV Tanner Fritz/4	Anthony Greco/2 Craig Dalrymple/2	16,44,14,24,20	12,16,18,24,6
3	1st 19:04	ND	EV Steven Fogarty/4	Thomas DiPaoli/10 Peter Schneider/4	14,16,44,21,47	26,14,15,24,6
4	2nd 05:56	OSU	PP Tanner Fritz/5	Nick Schilkey/4 Anthony Greco/2	16,37,44,14,24	14,13,24,6
5	3rd 01:28	OSU	EV Victor Bjorkung/1	Nick Schilkey/5 Darık Angeli/3	5,37,10,23,47	12,16,18,5,3
6	3rd 10:49	OSU	EV Darık Angeli/4	Nick Schilkey/6	10,15,37,21,47	12,16,18,5,4

TEAM SUMMARY

#	Ohio State	G	A	Pim	Sh	+/-	BI	#	Notre Dame	G	A	Pim	Sh	+/-	BI
5	Victor Bjorkung	1	0	0	2	+1	0	3	Jordan Russo	0	0	0	1	-1	1
8	Nicholas Jones	0	1	2	1	+1	0	4	Nathan Billier	0	0	0	0	-1	1
9	Kevin Miller	0	1	0	1	+0	5	5	Robbie Luss	0	0	2	-3	0	0
10	Darık Angeli	1	1	0	1	+2	3	6	Andy Ryan	0	2	1	0	-1	0
14	Matthew Weis	0	0	2	1	0	2	9	Dawson Cook	0	0	0	0	-1	0
15	Nick Oddo	0	1	0	2	+1	3	12	Sam Herr	0	0	0	2	-4	1
16	Tanner Fritz	2	0	0	3	0	1	13	Vince Hinostroza	0	0	0	2	0	0
18	Luke Stork	0	0	0	1	0	1	14	Thomas DiPaoli	0	1	0	5	+1	1
19	Chad Nidderly	0	0	0	2	0	0	15	Peter Schneider	0	1	2	4	+1	0
20	Janik Moser	0	0	0	1	+1	0	16	Connor Hurley	0	0	0	2	-3	0
21	Sam Jardine	0	0	0	0	+1	0	17	Alli Thomas	0	0	0	0	-1	2
23	Tyler Lundy	0	0	0	2	+1	0	18	Jaime Evans	0	0	0	2	-3	0
24	Craig Dalrymple	0	1	0	2	+1	0	20	Justin Wade	0	0	0	2	0	0
25	Justin DaSilva	0	0	17	0	+1	0	22	Mario Lucia	0	0	0	3	0	0
27	Blake Doering	1	0	0	2	+1	2	23	Eric Johnson	0	0	0	0	-1	0
37	Nick Schilkey	0	3	0	1	+2	0	24	Luke Ripley	0	0	0	1	0	0
44	Anthony Greco	0	2	3	0	0	0	26	Steven Fogarty	0	0	0	4	+1	1
47	Josh Healey	0	0	0	3	+2	2	27	Austin Wuthrich	0	0	0	1	0	0
1	Logan Davis	dnp						33	Chad Katuran	dnp					
31	Matt Tomkins							35	Nick Stasack						
	Totals	5	10	21	28	+15	19		Totals	1	2	6	30	-15	12

GOALTENDERS

#	Ohio State	Dec	Min	GA	1	2	3	Saves	#	Notre Dame	Dec	Min	GA	1	2	3	Saves
30	Christian Frey	W	60:00	1	9	11	29	40	Cal Peterson	L	60:00	5	8	10	5	23	

PENALTY SUMMARY

Prd	Player	Team	MinOffense	Time	Prd	Player	Team	MinOffense	Time	
1st	Justin DaSilva	OSU	2.Hooking	16:00	PP	3rd	Matthew Weis	OSU	2.Interference	12:00
2nd	Justin Wade	ND	2.Interference	05:21	PP	3rd	Peter Schneider	ND	2.Hitting After Whistle	12:00
3rd	Justin DaSilva	OSU	5.Hitting From Behind	02:39	PP	3rd	Andy Ryan	ND	2.Slashing	14:05
3rd	Justin DaSilva	OSU	10.Game Misconduct	02:39	PP	3rd	Nicholas Jones	OSU	2.Tripping	18:34

Win-Christian Frey (2-3-0). Loss-Cal Peterson (3-5-1).

Game 15 - Michigan 8, Ohio State 3

Dec. 5, 2014 - Yost Ice Arena - Ann Arbor, Mich.

Ohio State (5-9-1, 1-2-0-0 B1G) vs. Michigan (8-6-1, 2-1-0-0 B1G)
Date: Dec 05, 2014 • Location: Ann Arbor, Michigan • Arena: Yost Ice Arena
Attendance: 5800 • Start time: 7:03 pm • End time: 9:15 pm • Total time: 2:12

Prd	Time	Team	Scored by	Assists	Vis. on Ice	Home on Ice
1	1st 10:04	OSU	EV Matt Johnson/4	Chad Nidderly/5 Luke Stork/2	26,19,18,4,7	6,5,11,19,23
2	1st 12:49	UM	EV Zach Hyman/7	Dylan Larkin/12 Brennan Serville/2	4,7,18,19,26	11,19,6,5,23
3	1st 19:48	UM	EV Zach Werenski/3	Cristoval Nieves/7 JT Compher/8	8,14,16,20,24	13,7,5,12,25
4	2nd 04:17	UM	EV Travis Lynch/4	Tyler Motte/6 Brennan Serville/3	14,16,24,26,37	20,14,6,5,7
5	2nd 06:39	UM	PP Andrew Copp/6	Michael Downing/4 Tyler Motte/7	4,20,23,26	9,5,14,7,25
6	2nd 07:45	OSU	EV Nick Schilkey/3	Darık Angeli/4 Nick Schilkey/3	37,10,15,4,5	11,13,19,24,25
7	2nd 11:44	UM	PP Andrew Copp/7	Max Shurtuff/6 Tyler Motte/8	4,19,26,47	9,25,14,5,7
8	2nd 14:39	UM	PP Alex Kile/8	Dylan Larkin/12 Zach Werenski/9	4,7,19,26	23,19,13,11,12
9	2nd 16:14	UM	PP Alex Kile/9	Zach Neaum/11 Dylan Larkin/13	7,10,20,37	23,19,13,11,12
10	3rd 01:11	UM	EV Tony Calderone/2	Tyler Motte/9 Brennan Serville/4	4,7,10,23,37	17,14,6,9,24
11	3rd 05:04	OSU	EV Anthony Greco/7	Janik Moser/1 Matthew Weis/8	44,20,14,16,47	4,9,14,17,21

TEAM SUMMARY

#	Ohio State	G	A	Pim	Sh	+/-	BI	#	Michigan	G	A	Pim	Sh	+/-	BI
4	Drew Brevig	0	0	0	1	0	1	4	Culler Martin	0	0	0	1	-1	1
5	Victor Bjorkung	0	0	0	2	+1	1	5	Michael Downing	0	1	4	2	+2	2
7	AI McLean	0	0	0	-1	-2	6	6	Brennan Serville	0	3	2	0	+2	0
8	Nicholas Jones	0	0	0	0	-1	1	7	JT Compher	0	1	2	1	+2	2
9	Kevin Miller	0	0	0	1	0	0	9	Andrew Copp	2	0	0	4	0	1
10	Darık Angeli	0	1	0	0	0	1	10	Justin Selman	0	0	0	1	0	0
14	Matthew Weis	0	1	0	0	-1	1	11	Zach Hyman	1	1	0	3	-1	1
15	Nick Oddo	0	1	15	2	+1	0	12	Cristoval Nieves	0	1	0	1	+1	0
16	Tanner Fritz	0	0	3	-1	-2	1	13	Zach Werenski	1	1	0	1	0	2
18	Luke Stork	0	1	0	0	0	0	14	Tyler Motte	0	4	0	1	+1	0
19	Chad Nidderly	0	1	0	1	0	2	17	Tony Calderone	1	0	0	2	0	0
20	Janik Moser	0	1	0	0	0	2	19	Dylan Larkin	0	3	2	1	-1	0
23	Tyler Lundy	0	0	0	2	-1	1	20	Travis Lynch	1	0	1	0	+1	0
24	Craig Dalrymple	0	0	2	-2	-1	1	21	Nolan De Jong	0	0	0	0	-1	4
26	Matt Johnson	1	0	0	2	-1	0	23	Alex Kile	2	0	0	3	0	0
37	Nick Schilkey	1	0	0	4	-1	5	24	Kevin Lohan	0	0	0	1	0	3
44	Anthony Greco	1	0	0	5	-1	0	25	Max Shurtuff	0	0	1	0	0	0
47	Josh Healey	0	0	2	1	+2	0	29	Dexter Dancs	0	0	2	0	0	0
TM TEAM		0	0	0	0	0	0	TM TEAM		0	0	0	0	0	0
	Totals	3	6	19	26	-5	22		Totals	8	16	12	26	+5	18

GOALTENDERS

#	Ohio State	Dec	Min	GA	1	2	3	Saves	#	Michigan	Dec	Min	GA	1	2	3	Saves
30	Christian Frey	L	26:39	4	7	3	0	10	35	Zach Nagelvoort	W	40:00	2	4	8	0	12
31	Matt Tomkins																

2014-15 BOX SCORES

Game 17 - Ohio State 2, Mercyhurst 2 OT

Jan. 3, 2015 - Erie Insurance Arena - Erie, Pa.

Ohio State (6-9-2, 1-2-0 B1G) vs. Mercyhurst Univ. (8-6-3, 6-3-2 AHC)
 Date: Jan 03, 2015 • Location: Erie, Pa. • Arena: Erie Insurance Arena
 Attendance: 1739 • Start time: 2:35 p.m. • End time: 4:59 p.m. • Total time: 2:24

Prd	Time	Team	Scored by	Assists	Vis. on ice	Home on ice
1	1st 19:41	MER	PP RILEY, Jack/5	SHIPLO, Tyler	11,19,25,24	3,4,26,12,11
2	2nd 01:16	MER	EV CHARBONNEAU,Jonatha	SHIPLO, Tyler	11,26,27,19,47	4,15,26,19,11
3	2nd 10:50	OSU	EV Matt Johnson/8	Chad Nidery	26,19,11,27,7	6,12,28,9,18
4	3rd 11:32	OSU	EV Anthony Greco/8	Christian Lampasso Tanner Fritz Craig Dalrymple	44,16,18,47,7	20,3,27,26,14

TEAM SUMMARY

#	Ohio State	G	A	Pim	Sh	+/-	BI	#	Mercyhurst Univ.	G	A	Pim	Sh	+/-	BI
4	Drew Brevig	0	0	4	1	0	1	3	RILEY, Jack	1	0	0	3	-1	1
5	Victor Bjorklund	0	0	0	0	0	0	4	SHIPLO, Tyler	0	2	2	0	+1	2
7	Al McLean	0	0	1	+2	1	0	6	COOK, Kyle	0	0	2	-1	0	0
8	Nicholas Jones	0	0	0	1	0	0	8	ELLIOT, Kane	0	0	0	0	0	0
11	Christian Lampasso	0	1	0	1	0	0	9	SHIELDS, Alec	0	0	1	-1	0	0
14	Matthew Weis	0	0	0	0	0	0	11	CHARBONNEAU, J	1	0	2	4	+1	0
15	Nick Oddo	0	0	1	0	1	0	12	FRSCHMIDT, Zac	0	0	0	0	-1	1
18	Tanner Fritz	0	1	0	6	+1	2	14	MASTRODICASA, A	0	2	0	-1	2	
17	David Gust	0	0	0	2	0	1	15	JUST, Kyle	0	1	0	3	+1	0
18	Luke Stork	0	0	0	0	0	+1	18	PIACENTINI, Patri	0	0	0	0	-1	3
19	Chad Nidery	0	1	0	0	0	0	19	ZAY, Matthew	0	0	1	1	+2	0
24	Craig Dalrymple	0	1	0	2	0	1	20	HREHORAK, Step	0	0	0	3	-1	1
25	Justin Dasivka	0	0	0	2	0	1	21	GETTINGER, Gran	0	2	0	0	4	4
26	Matt Johnson	1	0	0	5	0	2	23	DUTRA, Kyle	0	0	0	2	0	0
27	Blake Doering	0	0	0	0	0	1	25	DROUIN, Philippe	0	0	0	0	0	0
37	Nick Schilkey	0	0	0	3	0	1	26	MISIAK, Ryan	0	1	0	3	0	2
44	Anthony Greco	1	0	3	+1	1	0	27	BAHNICE, Daniel	0	0	0	3	-1	0
47	Josh Healey	0	0	2	1	0	0	28	TODD, Zach	0	0	0	1	-1	0
1	Logan Davis	dnp						TM TEAM	0	0	0	0	0	1	
31	Matt Tomkins							29	BACON, Spencer	dnp					
Totals		2	4	6	28	+5	15	35	SARJEANT, Jimm	dnp					
								Totals		2	4	8	26	-5	19

GOALTENDERS

#	Ohio State	Dec	Min	GA	1	2	3	OT	Saves	#	Mercyhurst Univ.	Dec	Min	GA	1	2	3	OT	Saves
30	Christian Frey	T	65:00	2	5	10	7	2	24	1	WILDUNG, Brandon	T	65:00	2	2	12	8	4	26

PENALTY SUMMARY

Prd	Player	Team	Min/Offense	Time	Prd	Player	Team	Min/Offense	Time
1st	CHARBONNEAU,Jonatha	MER	2.Cross-Checking	04:21 PP	2nd	SHIPLO, Tyler	MER	2.Holding	18:16 PP
1st	Drew Brevig	OSU	2.Holding	14:44 PP	3rd	Drew Brevig	OSU	2.Holding	00:23 PP
1st	Josh Healey	OSU	2.Charging	18:23 PP	3rd	MASTRODICASA,Anth	MER	2.Tripping	08:42 PP
2nd	GETTINGER, Grant	MER	2.Interference	03:49 PP					

Ohio State-Christian Frey (2-4-1). Mercyhurst Univ.-WILDUNG, Brandon (1-1-2).

Game 18 - Ohio State 5, Penn State 4 OT

Jan. 9, 2015 - Pegula Ice Arena - University Park, Pa.

Ohio State (7-9-2, 2-2-0 B1G) vs. Penn State (9-7-2, 3-2-0 B1G)
 Date: Jan 09, 2015 • Location: University Park, Pa. • Arena: Pegula Ice Arena
 Attendance: 5829 • Start time: 7:07 pm • End time: 9:35 pm • Total time: 2:28

Prd	Time	Team	Scored by	Assists	Vis. on ice	Home on ice
1	2nd 16:03	OSU	EV Luke Stork/3	Nick Oddo/5 Christian Lampasso/8 Sam Odine/7 Nick Oddo/6	15,18,11,27,21	4,20,17,14,21
2	2nd 19:22	OSU	EV Christian Lampasso/1	Sam Odine/7 Nick Oddo/6	11,15,27,21,18	9,25,4,11,3
3	3rd 00:59	OSU	EV Luke Stork/4	Christian Lampas/9 Janik Moser/2 Matt Johnson/3 Matthew Weis/9	18,15,11,20,24	20,25,28,9,4
4	3rd 02:45	OSU	EV Nick Schilkey/5	Goodwin, David/9 Holstrom, Taylor/15 Robinson, James/3	37,26,14,27,21	17,21,2,20,14
5	3rd 06:57	PSU	EV Bailey, Casey/12	Koudys, Patrick/3 Goodwin, David/9 Holstrom, Taylor/15	21,15,27,18,11	25,3,9,2,28
6	3rd 08:06	PSU	EV Bailey, Casey/13	Goodwin, David/9 Holstrom, Taylor/15 Robinson, James/3	26,37,9,27,21	25,28,18,22,24
7	3rd 14:07	PSU	EV Goodwin, David/7	Juha, Luke/8 Autio, Erik/6	16,18,11,7,37	9,4,20,25,21
8	3rd 19:38	PSU	EV Bailey, Casey/14	Goodwin, David/10 Scheld, Eric/2	18,16,27,47,7	25,9,28,19,4,20
9	OT 04:14	OSU	EV Anthony Greco/9	-	44,16,4,20,24	2,20,10,19,18

TEAM SUMMARY

#	Ohio State	G	A	Pim	Sh	+/-	BI	#	Penn State	G	A	Pim	Sh	+/-	BI	
4	Drew Brevig	0	0	0	2	+1	0	2	Varley, Connor	0	0	0	3	-1	1	
7	Al McLean	0	0	0	0	-2	0	3	Koudys, Patrick	0	1	0	2	0	2	
8	Nicholas Jones	0	0	2	1	0	0	4	Juha, Luke	0	1	0	3	-2	2	
9	Kevin Miller	0	0	0	1	-1	0	9	Goodwin, David	1	2	0	8	+1	1	
11	Christian Lampasso	1	2	0	2	+1	0	10	Conway, Scott	0	0	0	3	-1	1	
14	Matthew Weis	0	1	0	1	+1	1	11	Glen, David	0	0	0	4	-1	0	
15	Nick Oddo	0	2	0	2	+2	2	13	Brooks, Kenny	0	0	0	3	0	0	
16	Tanner Fritz	0	0	0	3	-1	5	14	Olczyk, Tommy	0	0	0	2	-2	0	
17	David Gust	0	0	0	2	0	2	15	Lok, Curtis	0	0	0	0	8	0	
18	Luke Stork	2	0	0	6	0	0	17	Esar, Zach	0	0	0	3	-2	0	
20	Janik Moser	0	1	0	2	+2	2	18	Robinson, James	0	1	0	3	0	0	
21	Sam Jardine	0	1	0	1	+1	3	19	Scheid, Eric	0	1	0	0	0	0	
24	Craig Dalrymple	0	0	0	0	0	+2	1	20	Autio, Erik	0	1	0	0	-2	1
26	Matt Johnson	0	1	0	2	0	0	21	DeRosa, Ricky	0	0	0	0	-1	0	
27	Blake Doering	0	0	0	1	0	8	22	Thompson, David	0	0	0	0	+1	0	
37	Nick Schilkey	1	0	0	6	-1	1	24	Jensen, Nate	0	0	0	1	+1	1	
44	Anthony Greco	1	0	3	+1	1	0	25	Bailey, Casey	3	0	1	1	+2	0	
47	Josh Healey	0	0	0	0	-1	3	28	Holstrom, Taylor	0	1	0	3	+2	0	
1	Logan Davis	dnp						TM TEAM	0	0	2	0	0	0		
31	Matt Tomkins							34	McAdam, Eamon	1	4	8	2	57	-4	9
Totals		5	8	2	35	+5	29	Totals		4	8	2	57	-4	9	

GOALTENDERS

#	Ohio State	Dec	Min	GA	1	2	3	OT	Saves	#	Penn State	Dec	Min	GA	1	2	3	OT	Saves
30	Christian Frey	W	64:14	4	18	13	16	6	53	31	Skoff, Matthew	OTL	40:59	3	8	14	0	0	22
										1	Musico, PJ	OTL	22:19	2	0	7	1	8	8
																			0

PENALTY SUMMARY

Prd	Player	Team	Min/Offense	Time	Prd	Player	Team	Min/Offense	Time
2nd	Nicholas Jones	OSU	2.Hooking	08:13 PP	2nd	TEAM	PSU	2.Too Many Players On I	12:28 PP

Win-Christian Frey (3-4-1). Loss-Musico, PJ (0-1-0).
 Ohio State timeout - 8:06 in the 3rd
 Penn State timeout - 19:20 in the 3rd

Game 19 - Penn State 4, Ohio State 1

Jan. 10, 2015 - Pegula Ice Arena - University Park, Pa.

Ohio State (7-10-2, 2-3-0 B1G) vs. Penn State (10-7-2, 4-2-0 B1G)
 Date: Jan 10, 2015 • Location: University Park, Pa. • Arena: Pegula Ice Arena
 Attendance: 5898 • Start time: 3:07 pm • End time: 5:24 pm • Total time: 2:17

Prd	Time	Team	Scored by	Assists	Vis. on ice	Home on ice
1	1st 19:17	PSU	PP Lok, Curtis/5	Scheid, Eric/3	14,18,27,21	15,19,10,20,24
2	2nd 04:45	OSU	PP Matthew Weis/3	Christian Lampas/10 Janik Moser/3	14,11,20,18,24	4,28,3
3	2nd 12:09	PSU	EV Goodwin, David/8	Holstrom, Taylor/16 Conway, Scott/6	47,7,4,4,16,4	9,28,4,25,3
4	2nd 12:59	PSU	EV Scheid, Eric/8	Conway, Scott/6	14,37,26,20	19,10,22,20,14
5	3rd 18:17	PSU	EN Scheid, Eric/9	-	26,16,4,21,37	19,10,22,20,14

TEAM SUMMARY

#	Ohio State	G	A	Pim	Sh	+/-	BI	#	Penn State	G	A	Pim	Sh	+/-	BI
4	Drew Brevig	0	0	0	2	-2	0	2	Varley, Connor	0	0	0	0	0	0
7	Al McLean	0	0	0	1	-1	0	3	Koudys, Patrick	0	0	0	1	+1	0
8	Nicholas Jones	0	0	0	1	0	0	4	Juha, Luke	0	0	0	1	+1	1
9	Kevin Miller	0	0	0	1	0	1	9	Goodwin, David	1	0	0	3	+1	0
11	Christian Lampasso	0	1	2	3	0	0	10	Conway, Scott	0	2	2	1	+2	0
14	Matthew Weis	1	0	0	7	-1	0	13	Brooks, Kenny	0	0	0	3	0	0
15	Nick Oddo	0	0	0	0	0	0	14	Olczyk, Tommy	0	0	0	2	+1	0
18	Tanner Fritz	0	0	0	1	-2	0	15	Lok, Curtis	1	0	0	2	0	1
17	David Gust	0	0	0	1	0	0	17	Saar, Zach	0	0	0	4	0	0
18	Luke Stork	0	0	0	0	0	0	18	Robinson, James	0	0	0	2	0	1
20	Janik Moser	0	1	0	1	-1	2	19	Scheid, Eric	2	1	0	2	+2	0
21	Sam Jardine														

2014-15 BOX SCORES

Game 21 - Michigan State 4, Ohio State 1 Jan. 23, 2015 - Munn Ice Arena - East Lansing, Mich.

Ohio State (7-12-2, 2-5) vs. Michigan State (8-11-2, 2-3-2-2)
Date: Jan 23, 2015 • Location: East Lansing, Mich. • Arena: Munn Ice Arena
Attendance: 6333 • Start time: 7:06 pm • End time: 9:16 pm • Total time: 2:10

Prd	Time	Team	Scored by	Assists	Vis. on Ice	Home on Ice
1	2nd 01:35	MSU	EV Berry, Matt/8	MacEachern, Mack/8	14,11,37,25,7	27,5,7,15,19
2	2nd 14:08	MSU	EV Darnell, Brent/5	Ebbing, Thomas/5	5,15,17,24,47	25,28,4,8,12
3	3rd 02:46	OSU	EV David Gust/2	Nick Oddo/7	17,15,8,4,21	4,8,15,14,9
4	3rd 06:14	MSU	PP MacEachern, Macken/29	Berry, Matt/7	16,25,4,18	15,27,25,19,8
5	3rd 19:12	MSU	EV Keller, Ryan/3	Darnell, Brent/6	16,21,44,4,37	12,25,4,8,28

TEAM SUMMARY																
#	Ohio State	G	A	Pim	Sh	+/-	BI	#	Michigan State	G	A	Pim	Sh	+/-	BI	
4	Drew Brevig	0	0	0	2	0	0	4	Walsh, Travis	0	0	0	2	0	+1	3
5	Victor Bjorkung	0	0	2	-1	0	0	5	Boyd, Ron	0	0	0	0	0	+1	4
7	AI McLean	0	0	2	1	-3	0	7	Draeger, John	0	0	0	1	+1	4	0
8	Nicholas Jones	0	1	0	0	+1	0	8	Jacobs, Josh	0	0	2	+1	4	0	0
9	Kevin Miller	0	0	0	1	0	0	9	Wood, Connor	0	0	0	0	-1	1	0
11	Christian Lampass	0	0	0	-1	0	0	11	Holland, Rhett	0	0	2	0	0	2	0
14	Matthew Weis	0	0	1	-1	0	0	12	Keller, Ryan	1	0	4	+2	0	0	0
15	Nick Oddo	0	1	0	0	1	0	14	Pavelek, Dylan	0	0	0	-1	0	0	0
16	Tanner Fritz	0	0	0	6	-1	0	15	MacEachern, Mack	1	1	2	0	+1	4	0
17	David Gust	1	0	0	4	0	0	17	Krygier, Brock	0	0	2	0	0	0	0
18	Luke Stork	0	0	3	0	1	0	18	Galt, Carson	0	0	0	0	1	0	0
21	Sam Jardine	0	0	3	0	4	0	19	DeBlouw, Matt	0	1	2	+1	2	0	0
24	Craig Dalrymple	0	0	2	-1	2	0	20	Ferrantino, Michael	0	0	3	0	0	0	0
25	Justin DaSilva	0	2	0	-1	3	0	21	Cox, Joe	0	0	2	1	0	1	0
27	Blake Doering	0	0	0	0	0	0	22	Darnell, Brent	1	2	0	+2	1	0	0
37	Nick Schilkey	0	0	3	-2	0	0	26	Haag, William	0	0	2	0	0	1	0
44	Anthony Greco	0	0	5	-1	0	0	27	Berry, Matt	1	1	0	+5	+1	0	0
47	Josh Healey	0	0	1	-1	1	0	28	Ebbing, Thomas	0	1	0	3	+2	2	0
1	Logan Davis	dnp						32	Phillips, Nate	dnp						
31	Matt Tomkins							45	Minney, Ed							
Totals		1	2	4	34	-10	15	Totals		4	6	8	31	+10	27	

GOALTENDERS																	
#	Ohio State	Dec	Min	GA	1	2	3	Saves	#	Michigan State	Dec	Min	GA	1	2	3	Saves
30	Christian Frey	L	58:24	4	9	12	6	27	30	Hildebrand, Jake	W	60:00	1	11	14	8	33
EMPTY NET			1:36	0	0	0	0	0									

PENALTY SUMMARY												
Prd	Player	Team	MinOffense	Time	Prd	Player	Team	MinOffense	Time			
1st	DeBlouw, Matt	MSU	2.Hooking	09:22 PP	2nd	Cox, Joe	MSU	2.Tripping	06:21 PP			
1st	Walsh, Travis	MSU	2.Interference	13:38 PP	3rd	AI McLean	OSU	2.Tripping	04:20 PP			
1st	Justin DaSilva	OSU	2.Interference	17:02 PP	3rd	Haag, William	MSU	2.Tripping	14:19 PP			

Win-Hildebrand, Jake (8-11-2). Loss-Christian Frey (3-6-1).

Game 22 - Michigan State 2, Ohio State 0 Jan. 24, 2015 - Munn Ice Arena - East Lansing, Mich.

Ohio State (7-13-2, 2-6) vs. Michigan State (9-11-2, 3-3-2-2)
Date: Jan 24, 2015 • Location: East Lansing, Mich. • Arena: Munn Ice Arena
Attendance: 6439 • Start time: 7:10 pm • End time: 9:20 • Total time: 2:10

Prd	Time	Team	Scored by	Assists	Vis. on Ice	Home on Ice
1	2nd 17:12	MSU	EV Keller, Ryan/4	Haag, William/4	11,9,18,21,24	4,12,26,8,20
2	3rd 18:49	MSU	PP Darnell, Brent/6	Jacobs, Josh/5	44,4,16	25,8,27,15,4

TEAM SUMMARY															
#	Ohio State	G	A	Pim	Sh	+/-	BI	#	Michigan State	G	A	Pim	Sh	+/-	BI
4	Drew Brevig	0	0	0	3	0	2	4	Walsh, Travis	0	1	0	1	+1	1
5	Victor Bjorkung	0	0	0	0	0	0	5	Boyd, Ron	0	0	0	0	0	3
7	AI McLean	0	0	0	1	0	2	7	Draeger, John	0	0	0	1	0	1
8	Nicholas Jones	0	0	0	0	0	0	8	Jacobs, Josh	0	1	2	+1	2	0
9	Kevin Miller	0	0	2	1	-1	1	9	Wood, Connor	0	0	0	1	0	0
11	Christian Lampass	0	0	0	1	-1	1	11	Holland, Rhett	0	0	0	0	0	0
14	Matthew Weis	0	0	15	0	2	12	12	Keller, Ryan	1	0	0	1	+1	0
15	Nick Oddo	0	0	0	0	1	4	14	Pavelek, Dylan	0	0	0	1	0	1
16	Tanner Fritz	0	0	0	2	0	2	15	MacEachern, Mack	0	0	0	4	0	0
17	David Gust	0	0	0	1	0	0	17	Krygier, Brock	0	0	0	0	0	0
18	Luke Stork	0	0	0	-1	2	0	18	Galt, Carson	0	0	0	1	0	0
21	Sam Jardine	0	0	4	-1	4	19	DeBlouw, Matt	0	0	0	0	1	1	
24	Craig Dalrymple	0	0	2	-1	1	20	Ferrantino, Michael	0	0	6	+1	1	0	
25	Justin DaSilva	0	0	1	0	1	21	Cox, Joe	0	0	0	0	1	0	
27	Blake Doering	0	0	0	1	0	0	22	Darnell, Brent	1	0	7	0	1	0
37	Nick Schilkey	0	0	1	0	1	0	23	Nick Schilkey	0	0	1	0	1	0
44	Anthony Greco	0	0	4	0	0	0	44	Anthony Greco	0	0	4	0	0	0
47	Josh Healey	0	0	15	0	1	0	28	Ebbing, Thomas	0	0	0	1	0	3
1	Logan Davis	dnp						32	Phillips, Nate	0	2	0	0	0	0
31	Matt Tomkins							32	Phillips, Nate	0	2	0	0	0	0
Totals		0	0	32	22	-5	21	Totals		2	4	4	34	+5	15

GOALTENDERS																	
#	Ohio State	Dec	Min	GA	1	2	3	Saves	#	Michigan State	Dec	Min	GA	1	2	3	Saves
30	Christian Frey	L	60:00	2	8	10	14	32	30	Hildebrand, Jake	W	60:00	0	5	12	5	22
EMPTY NET																	

PENALTY SUMMARY												
Prd	Player	Team	MinOffense	Time	Prd	Player	Team	MinOffense	Time			
2nd	Jacobs, Josh	MSU	2.Tripping	14:29 PP	3rd	Matthew Weis	OSU	10.Game Misconduct	14:49			
3rd	Kevin Miller	OSU	2.Tripping	07:34 PP	3rd	Josh Healey	OSU	5.Checking From Behind	18:23			
3rd	TEAM	MSU	2.Too Many Players On Ice	09:43 PP	3rd	Josh Healey	OSU	10.Game Misconduct	18:23			
3rd	Matthew Weis	OSU	5.Contact To The Head	14:49								

Win-Hildebrand, Jake (9-11-2). Loss-Christian Frey (3-7-1).

Game 23 - Minnesota 4, Ohio State 2 Feb. 6, 2015 - Mariucci Arena - Minneapolis, Minn.

Ohio State (7-14-2, 2-7-0 B1G) vs. Minnesota (13-9-3, 4-2-3-0 B1G)
Date: Feb 06, 2015 • Location: Minneapolis, Minn. • Arena: Mariucci Arena
Attendance: 9969 • Start time: 8:12 pm • End time: 10:28 pm • Total time: 2:16

Prd	Time	Team	Scored by	Assists	Vis. on Ice	Home on Ice
1	1st 06:00	MINN	PP Bristedt, Leon/4	Kloos, Justin/15	7,20,37,44	18,25,10,11,17
2	1st 15:33	MINN	EV Kloos, Justin/9	Marshall, Ben/8	4,23,26,37,47	25,6,19,2,13
3	2nd 05:09	OSU	EV Anthony Greco/13	Lettieri, Vinni/2	44,16,21,5,7	2,6,9,15,26
4	2nd 08:19	MINN	PP Boyd, Travis/10	Sam Jardine/8	18,44,7,11	22,5,13,7,24
5	2nd 11:10	MINN	EV Lettieri, Vinni/5	Cammarata, Taylor/15	7,15,18,37,47	19,26,13,5,28
6	3rd 18:10	OSU	EV Nick Oddo/3	Cammarata, Taylor/16	15,4,11,18,47	5,9,15,26,28

TEAM SUMMARY															
#	Ohio State	G	A	Pim	Sh	+/-	BI	#	Minnesota	G	A	Pim	Sh	+/-	BI
4	Drew Brevig	0	0	0	0	0	5	2	Skjei, Brady	0	0	0	0	0	0
5	Victor Bjorkung	0	0	1	+1	0	0	5	Reilly, Mike	1	0	3	2	0	2
7	AI McLean	0	2	0	0	0	1	6	Collins, Ryan	0	1	2	1	0	1
8	Nicholas Jones	0	0	0	0	1	0	7	Rau, Kyle	0	0	0	3	0	0
9	Kevin Miller	0	0	0	0	0	0	9	Reilly, Ryan	0	0	0	1	-2	0
10	Darin Angeli	0	2	4	0	0	0	10	Marshall, Ben	0	1	0	3	0	2
11	Christian Lampass	0	0	3	+1	0	0	11	Warring, Sam	0	2	3	0	3	0
15	Nick Oddo	1	0	4	0	0	0	13	Cammarata, Taylor	0	2	2	+2	1	0
16	Tanner Fritz	0	1	0	+1	1	0	15	Michaelson, AJ	0	0	0	-1	2	0
18	Luke Stork	0	0	2	0	0	0	17	Ambroz, Seth	0	0	0	3	0	1
20	Janik Moser	0	0	0	0	0	0	18	Bristedt, Leon	1	0	4	0	0	0
21	Sam Jardine	0	1	0	+1	3	0	19	Lettieri, Vinni	1	1	0	4	+2	0
23	Tyler Lundey	0	0	2	-1	0	0	20	Brodzinski, Michae	0	0	0	1	0	1
24	Craig Dalrymple	0	0	0	0	4	0	22	Boyd, Travis	1	0	0	3	0	0
26	Matt Johnson	0	0	0	-1	1	0	24	Fasching, Hudson	0	0	4	0	1	0
27	Nick Schilkey	0	2	0	-2	2	0	25	Kloos, Justin	1	1	0	+1	0	0
44	Anthony Greco	1	0	4	+1	1	0	26	Isackson, Christian	0	1	0	2	-1	0
47	Josh Healey	0	2	1	-1	0	0	28	Bischoff, Jake	0	0	0	3	0	1
1	Logan Davis	dnp						31	Coyne, Ryan	dnp					
31	Matt Tomkins							34	Lehr, Nick						

2014-15 BOX SCORES

Game 25 - Ohio State 2, Wisconsin 1

Feb. 13, 2015 - Value City Arena - Columbus, Ohio

Wisconsin (2-19-4, 0-9-2-2) vs. Ohio State (8-15-2, 3-8-0-0)
Date: Feb 13, 2015 • Location: Columbus, Ohio • Arena: Value City Arena
Attendance: 4685 • Start time: 6:40 pm • End time: 8:57 pm • Total time: 2:17

Prd	Time	Team	Scored by	Assists	Vis. on ice	Home on ice	Goals by Period								
1	1st 15:56	UW	EV Corbin McGuire/2	Aidan Cavallini/2 Kevin Schuize/7	3,28,11,10,23	11,19,26,25,24	Team 1 2 3 Tot UW 1 0 0 1 OSU 0 2 0 2								
2	2nd 05:58	OSU	EV Tyler Lundey/3	Nick Oddo/8	5,11,6,26,21	23,19,15,24,21	Shots by Period Team 1 2 3 Tot UW 10 4 9 23 OSU 15 17 10 42								
3	2nd 18:04	OSU	EV Nick Schilkey/6	Matthew Weis/11	11,20,26,21,24	37,14,20,25,26	Power Play Goals-Att (Sh) Prd UW OSU 1st 0-0 (0) 0-1 (3) 2nd 0-1 (1) 0-0 (0) 3rd 0-2 (1) 0-1 (1) Total 0-3 (2) 0-2 (4)								
TEAM SUMMARY															
#	Wisconsin	G	A	Pim	Sh	+/-	BI	#	Ohio State	G	A	Pim	Sh	+/-	BI
3	Corbin McGuire	1	0	0	1	+1	0	4	Drew Brevig	0	2	0	2	+2	0
4	Jack Dougherty	0	0	0	0	0	0	5	Victor Bjorkung	0	0	0	0	0	0
5	Chase Drake	0	0	1	-1	0	0	10	Dank Angeli	0	0	2	0	1	0
6	Tim Davison	0	0	0	-1	-3	0	11	Christian Lampass	0	0	0	-1	0	0
8	Matt Paape	0	0	0	0	0	0	14	Matthew Weis	0	1	0	1	+1	0
9	Morgan Zulinick	0	0	0	1	0	0	15	Nick Oddo	0	1	0	1	+1	0
10	Jake Linhart	0	0	0	+1	1	0	18	Tanner Fritz	0	0	2	5	0	0
11	Adam Rockwood	0	0	0	-1	1	0	19	Chad Nidderly	0	0	0	0	0	0
12	Grant Besse	0	0	0	5	0	0	20	Janik Moser	0	0	0	0	+1	0
13	Ryan Wagner	0	0	0	3	0	0	21	Sam Jardine	0	0	2	2	+1	1
16	Joseph LaBate	0	0	0	4	0	0	23	Tyler Lundey	1	0	0	3	+1	0
19	Cameron Hughes	0	0	2	2	0	0	24	Craig Dalrymple	0	0	0	4	0	1
20	Eddie Wittchow	0	0	2	1	-2	2	25	Justin DaSilva	0	0	0	1	0	0
21	Jason Ford	0	0	0	-2	0	0	26	Matt Johnson	0	0	0	4	0	2
23	Aidan Cavallini	0	1	0	0	+1	0	27	Nick Schilkey	1	0	0	6	+1	1
24	Jeddo Soleyaw	0	0	0	2	-1	0	28	Anthony Greco	0	0	2	6	0	0
26	Brad Navin	0	0	0	0	0	0	29	Josh Healey	0	0	0	2	0	1
28	Kevin Schulte	0	1	0	0	+1	0	31	Logan Davis	dnp					
30	Landon Peterson	dnp						31	Matt Tomkins						
Totals		1	2	4	23	-5	11	Totals		2	3	6	42	+5	8

#	Wisconsin	Dec	Min	GA	1	2	3	Saves	#	Ohio State	Dec	Min	GA	1	2	3	Saves
33	Joel Rumpel	W	58:49	2	15	10	10	40	30	Christian Frey	60:00	1	9	4	9	22	
	EMPTY NET		1:11	0	0	0	0	0									

PENALTY SUMMARY

Prd	Player	Team	MinOffense	Time	Prd	Player	Team	MinOffense	Time		
1st	Eddie Wittchow	UW	2.Holding	06:53	PP	3rd	Tanner Fritz	OSU	2.Boarding	07:04	PP
2nd	Sam Jardine	OSU	2.Holding			3rd	Cameron Hughes	UW	2.Hooking	09:44	PP
3rd	Anthony Greco	OSU	2.Goaltender Interference	03:05	PP						

UW timeout, 18:19/3rd

Game 27 - Ohio State 5, No. 15 Michigan 3

Feb. 20, 2015 - Value City Arena - Columbus, Ohio

Michigan (16-11-0, 8-5-0-0 B1G) vs. Ohio State (9-16-2, 4-9-0-0 B1G)
Date: Feb 20, 2015 • Location: Columbus, Ohio • Arena: Value City Arena
Attendance: 6896 • Start time: 7:05 pm • End time: 9:20 pm • Total time: 2:15

Prd	Time	Team	Scored by	Assists	Vis. on ice	Home on ice	Goals by Period								
1	1st 03:52	UM	EV Dylan Larkin/11	Justin Selman/8 Zach Hyman/22	19,13,10,11,24	26,11,15,20,25	Team 1 2 3 Tot UM 1 1 1 3 OSU 2 1 2 5								
2	1st 07:35	OSU	EV Matt Johnson/11	Nicholas Jones/4 AJ McLean/2	23,11,12,19,4	26,7,8,23,21	Shots by Period Team 1 2 3 Tot UM 11 12 16 39 OSU 11 12 9 32								
3	1st 18:16	OSU	EV Matt Johnson/12	Tanner Fritz/10	19,4,22,10,11	26,11,16,25,20	Power Play Goals-Att (Sh) Prd UM OSU 1st 0-1 (0) 0-1 (0) 2nd 0-1 (0) 0-1 (3) 3rd 0-2 (1) 0-1 (0) Total 0-4 (1) 0-3 (3)								
4	2nd 04:45	UM	EV Zach Hyman/17	Christian Lampass/11 Cutter Martin/7	11,10,3,19	44,10,15,21,7	Penalties-Minutes by Prd Prd UM OSU 1st 1-2 1-2 2nd 1-2 2-4 3rd 1-2 2-4 Total 4-8 5-10								
5	2nd 07:11	OSU	EV Tanner Fritz/7	Steve Racine/1 Matt Johnson/5	4,23,14,7,22	16,26,11,21,7	Three stars: 1. None 2. None 3. None								
6	3rd 17:55	OSU	EV Darik Angeli/5	Tanner Fritz/10	11,5,23,13,19	10,24,15,44,47	Officials: Referee:Tom Sterns Referee:Brian Thul Linesman:Joseph Hutek Linesman:Christopher Libett								
7	3rd 18:31	UM	EX Tyler Motte/8	Dylan Larkin/24 JT Compher/10 Tanner Fritz/11	14,5,19,13,17	26,44,16,24,47	Referee:Tom Sterns Referee:Brian Thul Linesman:Joseph Hutek Linesman:Christopher Libett								
8	3rd 19:25	OSU	EN Nick Schilkey/7	David Gust/3	14,5,7,11,13,10	37,16,17,21,24	Prd UM OSU 1st 0-1 (0) 0-1 (0) 2nd 0-1 (0) 0-1 (3) 3rd 0-2 (1) 0-1 (0) Total 0-4 (1) 0-3 (3)								
TEAM SUMMARY															
#	Michigan	G	A	Pim	Sh	+/-	BI	#	Ohio State	G	A	Pim	Sh	+/-	BI
1	Steve Racine	0	1	0	0	0	0	7	AJ McLean	0	1	0	1	+1	2
3	Mike Chasson	0	0	0	0	+1	0	8	Nicholas Jones	0	1	2	0	+1	0
4	Cutter Martin	0	1	0	0	-2	2	10	Dank Angeli	1	0	1	0	2	0
5	Michael Downing	0	4	1	-1	0	0	11	Christian Lampass	0	2	0	0	+1	0
6	Brennan Serville	0	0	1	0	1	0	14	Matthew Weis	0	0	2	2	0	1
7	JT Compher	0	1	0	4	-1	1	15	Nick Oddo	0	0	0	1	-1	2
10	Justin Selman	0	1	0	1	0	0	16	Tanner Fritz	1	2	0	1	+2	3
11	Zach Hyman	1	1	0	2	-1	0	17	David Gust	0	1	0	4	+1	0
12	Cristoval Nieves	0	0	2	1	1	0	18	Luke Stork	0	0	0	0	0	0
13	Zach Wereniski	0	0	2	1	0	1	20	Janik Moser	0	0	0	2	0	3
14	Tyler Motte	1	0	0	7	-1	1	21	Sam Jardine	0	0	0	3	+2	0
15	Evan Allen	0	0	0	0	0	0	23	Tyler Lundey	0	0	2	1	+1	0
17	Tony Calderone	0	0	2	0	0	0	24	Craig Dalrymple	0	0	0	4	+1	7
19	Dylan Larkin	1	1	0	12	0	1	25	Justin DaSilva	0	0	0	1	0	0
22	Andrew Sinelli	0	0	0	2	-2	1	26	Matt Johnson	2	1	0	8	+1	1
23	Alex Kile	0	0	0	2	-3	0	37	Nick Schilkey	1	0	0	3	+1	2
24	Kevin Lohan	0	0	0	1	+1	0	44	Anthony Greco	0	0	0	4	-1	0
25	Max Stuart	0	0	0	0	0	0	47	Josh Healey	0	0	0	0	0	4
39	Dexter Dancs	0	0	0	2	0	0	TM TEAM	0	0	0	0	0	0	
35	Zach Nagelvoort							1	Logan Davis						
Totals		3	6	8	39	-10	9	31	Matt Tomkins	dnp					
								Totals		5	8	10	32	+10	27

GOALTENDERS

#	Michigan	Dec	Min	GA	1	2	3	Saves	#	Ohio State	Dec	Min	GA	1	2	3	Saves
1	Steve Racine	L	58:41	4	9	11	7	27	30	Christian Frey	W	60:00	3	9	12	15	36
	EMPTY NET		1:19	1	0	0	0	0									

PENALTY SUMMARY

Prd	Player	Team	MinOffense	Time	Prd	Player	Team	MinOffense	Time		
1st	Dank Angeli	OSU	2.Tripping	05:50	PP	2nd	Zach Wereniski	UM	2.Tripping	17:33	PP
1st	Cristoval Nieves	UM	2.Cross-Checking	07:35	PP	3rd	Nicholas Jones	OSU	2.Tripping	04:48	PP
2nd	Dank Angeli	OSU	2.Roughing	07:39	PP	3rd	Matthew Weis	OSU	2.Interference	09:26	PP
2nd	Michael Downing	UM	2.Slashing	07:39	PP	3rd	Michael Downing	UM	2.Slashing	10:19	PP
2nd	Tyler Lundey	OSU	2.Tripping	16:17	PP						

Win-Christian Frey (5-9-1). Loss-Steve Racine (6-3-0).
Timeout Michigan 18:05/3rd

Game 26 - Wisconsin 3, Ohio State 2

Feb. 14, 2015 - Value City Arena - Columbus, Ohio

Wisconsin (3-19-4, 1-9-2-2 B1G) vs. Ohio State (8-16-2, 3-9-0-0 B1G)
Date: Feb 14, 2015 • Location: Columbus, Ohio • Arena: Value City Arena
Attendance: 5617 • Start time: 7:07 pm • End time: 9:18 pm • Total time: 2:11

Prd	Time	Team	Scored by	Assists	Vis. on ice	Home on ice	Goals by Period								
1	1st 01:06	OSU	EV Anthony Greco/14	Dank Angeli/5 Drew Brevig/5	16,11,24,28,10	14,10,4,47,16	Team 1 2 3 Tot UM 1 1 1 3 OSU 1 1 0 2								
2	1st 11:58	UM	EV Grant Besse/10	Morgan Zulinick/9 Cameron Hughes/8	12,20,4,19,9	14,20,15,25,23	Shots by Period Team 1 2 3 Tot UM 7 10 11 28 OSU 6 13 11 30								
3	2nd 08:03	OSU	EV Christian Lampasso/2	Tyler Lundey/2	28,10,21,26,13	11,23,4,15,21	Power Play Goals-Att (Sh) Prd UM OSU 1st 0-0 (0) 0-1 (3) 2nd 0-1 (1) 0-0 (0) 3rd 0-2 (1) 0-1 (1) Total 0-3 (2) 0-2 (4)								
4	2nd 12:09	UM	PP Joseph LaBate/6	Adam Rockwood/7 Grant Besse/10	16,11,12,4,28	20,25,26,10	Penalties-Minutes by Prd Prd UM OSU 1st 1-2 0-0 2nd 0-0 1-2 3rd 1-2 2-4 Total 2-4 3-6								
5	3rd 15:41	UM	EV Adam Rockwood/3	Joseph LaBate/9 Jedd Soleyaw/2	11,24,16,21,4	10,21,16,24,44	Three stars: 1. None 2. None 3. None								
TEAM SUMMARY															
#	Wisconsin	G	A	Pim	Sh	+/-	BI	#	Ohio State	G	A	Pim	Sh	+/-	BI
3	Corbin McGuire	0	0	0	0	0	0	4	Drew Brevig	0	2	0	2	+2	3
4	Jack Dougherty	0	0	0	0	0	0	5	Victor Bjorkung	0	0	0	1	0	0
5	Chase Drake	0	0	0	0	0	2	8	Nicholas Jones	0	0	0	0	0	0
6	Tim Davison	0	0	0	2	1	0	10	Dank Angeli	1	0	0	0	0	0
8	Matt Paape	0	0	0	1	0	0	11	Christian Lampass	1	0	0	4	+1	0
9	Morgan Zulinick	0	0	0	1	0	1	14	Matthew Weis	0	0	2	0	2	0
10	Jake Linhart	0	0	0	0	-2	2	15	Nick Oddo	0	0	0	2	0	0
11	Adam Rockwood	0	0	0	-1	1	0	19	Chad Nidderly	0	0	1	0	2	0
12	Grant Besse	0	0	0	5	0	0	20	Janik Moser	0	0	0	-1	1	0
13	Ryan Wagner	0	0	0	3	0	0	21	Sam Jardine	0	0	0	0	0	1
16	Joseph LaBate	0	0	0	2	+1	0	23	Tyler Lundey	1	0	0	0	0	0
19	Cameron Hughes	0	0	2	2	0	0	24	Anthony Greco	1	0	0	3	-1	0
20	Eddie Wittchow	0	0	2	1	-2	2	24	Craig Dalrymple	0	0	0	3	-1	0
21	Jason Ford	0	0	0	2	0	1	25	Justin DaSilva	0	0	2	-1	-4	0
23	Aidan Cavallini	0	0	0	3	0	0	26	Matt Johnson	0	0	0	4	0	0
24	Jeddo Soleyaw	0	1	0	1	0	0	37	Nick Schilkey	0	0	0	5	0	0
26	Brad Navin	0	0	0	2	-1	1	44	Anthony Greco	1	0	0	3	-1	0
28	Kevin Schulte	0	0	0	2	-2	1	47	Josh Healey	0	0	0	2	+1	4
30	Landon Peterson	dnp						1	Logan Davis	dnp					
31	Matt Tomkins							31	Matt Tomkins						
Totals		3	6	4	28	0	12	Totals		2	4	2	30	0	17

GOALTENDERS

#	Wisconsin	Dec	Min	GA	1	2	3	Saves	#	Ohio
---	-----------	-----	-----	----	---	---	---	-------	---	------

2014-15 BOX SCORES

Game 29 - Ohio State 5, Penn State 3

Feb. 27, 2015 - Value City Arena - Columbus, Ohio

Penn State (16-11-4, 8-6-1-0) vs. Ohio State (10-17-2, 5-10-0-0)
Date: Feb 27, 2015 • Location: Columbus, Ohio • Arena: Value City Arena
Attendance: 4153 • Start time: 6:40 pm • End time: 8:59 pm • Total time: 2:19

Prd	Time	Team	Scored by	Assists	Vis. on ice	Home on ice
1	1st 00:31	PSU	EV Olczyk, Tommy/7	Glen, David/5	11,14,22,3,15	44,21,7,18,15
2	1st 14:26	OSU	EV Matthew Weis/5	Anthony Greco/4	15,3,11,22	14,44,21,25
3	2nd 01:19	OSU	PP Tanner Fritz/9	Justin DaSilva/4	3,19,12,22	16,44,37,21,14
4	2nd 12:13	OSU	EV Matthew Weis/6	Nick Schilleky/10	25,28,9,3,22	14,24,37,10,47
5	2nd 13:09	PSU	EV Richard, Dylan/7	Craig Dalrymple/5	10,12,2,19,24	11,25,16,4,26
6	3rd 08:02	OSU	EV Josh Healey/2	Tyler Lundey/3	12,10,2,19,24	47,24,19,23,8
7	3rd 09:59	OSU	EV Luke Stork/5	Chad Nidderly/10	25,4,11,20,15	18,15,44,25,4
8	3rd 14:45	PSU	EX Koudys, Patrick/1	Goodwin, David/14	3,9,28,2,25,14	16,26,4,11,25
				Holstrom, Taylor/24		

Prd	Time	Team	Scored by	Assists	Vis. on ice	Home on ice
1	1st 11:45	PSU	EV Bailey, Casey/21	Holstrom, Taylor/25	25,28,9,2,24	21,11,16,26,7
2	1st 16:32	PSU	EV Holstrom, Taylor/7	Goodwin, David/14	28,25,9,3,22	44,15,20,18,21
3	1st 17:15	OSU	EV Justin DaSilva/1	Luke Stork/3	28,10,24,2,19	25,20,44,18,15
4	2nd 04:23	OSU	PP Sam Jardine/2	Tanner Fritz/12	11,20,26	21,44,16,26
5	2nd 06:59	PSU	EV Williamson, Mike/1	Goodwin, David/16	26,25,28,20,9	11,26,16,25,20
6	3rd 09:18	OSU	EV Nick Schilleky/8	Matthew Weis/12	25,9,2,24,12	37,20,14,47,10
7	3rd 10:19	OSU	EV Tanner Fritz/9	Josh Healey/6	15,22,3,14,11	16,47,24,44,26
8	3rd 13:35	OSU	EV Nicholas Jones/1	Tanner Fritz/13	3,15,11,22,14	8,16,26,24,25

#	Penn State	G	A	Pim	Sh	+/-	BI	#	Ohio State	G	A	Pim	Sh	+/-	BI
1	Varley, Connor	0	0	0	2	+1	0	4	Drew Brevig	0	0	0	2	-1	1
3	Koudys, Patrick	1	0	0	1	0	0	7	Al McLean	0	0	0	0	-1	5
4	Juha, Luke	0	0	0	0	-1	1	8	Nicholas Jones	0	0	0	0	+1	0
9	Goodwin, David	0	1	0	0	0	0	10	Darik Angeli	0	0	2	2	+2	2
10	Conway, Scott	0	1	4	5	0	0	11	Christian Lampass	0	0	2	2	-2	0
11	Glen, David	0	1	0	4	-1	0	14	Matthew Weis	2	0	2	4	+2	0
12	Richard, Dylan	1	0	2	0	0	0	15	Nick Oddo	0	1	0	3	0	3
14	Olczyk, Tommy	1	0	0	4	+2	0	16	Tanner Fritz	1	0	4	2	2	2
15	Loik, Curtis	0	0	4	-1	0	0	18	Luke Stork	1	0	2	1	0	0
18	Robinson, James	0	0	0	0	0	1	19	Chad Nidderly	0	1	0	2	+1	0
19	Scheid, Eric	0	0	3	0	0	0	21	Sam Jardine	0	0	0	0	0	1
20	Auto, Erik	0	0	1	1	0	0	23	Tyler Lundey	0	1	0	0	+1	1
21	DeRosa, Ricky	0	0	0	2	0	0	24	Craig Dalrymple	0	1	0	1	+2	0
22	Thompson, David	0	1	0	1	-1	1	25	Justin DaSilva	0	1	0	1	0	1
24	Jensen, Nate	0	0	0	1	0	0	26	Matt Johnson	0	0	2	-2	-1	0
25	Bailey, Casey	0	2	5	-1	2	3	37	Nick Schilleky	0	2	0	4	+1	2
27	Gardner, Max	0	2	1	0	0	0	44	Anthony Greco	0	2	0	6	+1	0
28	Holstrom, Taylor	0	1	0	13	0	0	47	Josh Healey	1	0	1	+2	3	3
31	Skoif, Matthew	dnp						1	Logan Davis	dnp					
34	McAdam, Eamon							31	Matt Tomkins						
	Totals	3	5	8	49	-3	7		Totals	5	9	6	35	+4	22

Prd	Time	Team	Scored by	Assists	Vis. on ice	Home on ice
1	1st 0:00	OSU	0-0	0-1	0-3	0-0
2	2nd 0:13	OSU	0-1	1-1	1-3	0-0
3	3rd 0:10	OSU	0-1	0-1	0-3	0-0
	Total	0-2	0-3	1-3	0-0	0-0

#	Penn State	Dec	Min	GA	1	2	3	Saves	#	Ohio State	Dec	Min	GA	1	2	3	Saves
1	Musico, PJ	L	58:28	5	12	10	8	30	30	Christian Frey	W	60:00	3	14	17	15	46
	EMPTY NET			3:32	0	0	0	0									

Prd	Player	Team	MinOffense	Time	Prd	Player	Team	MinOffense	Time
1st	Conway, Scott	PSU	2.Holding The Stick	12:37	2nd	Darik Angeli	OSU	2.Roughing	01:50 PP
1st	Luke Stork	OSU	2.Hooking	12:37	3rd	Conway, Scott	PSU	2.Elbowing	05:50 PP
1st	Gardner, Max	PSU	2.Tripping	16:49 PP	3rd	Matthew Weis	OSU	2.Tripping	18:34 PP
2nd	Bailey, Casey	PSU	2.Tripping	00:35 PP					

Win-Christian Frey (6-10-1). Loss-Musico, PJ (5-4-1).
PSU timeout, 16:50/3rd

Game 31 - #15 Minnesota 4, Ohio State 2

March 6, 2015 - Value City Arena - Columbus, Ohio

Minnesota (19-11-3, 10-4-3-0) vs. Ohio State (11-18-2, 6-11-0-0)
Date: Mar 06, 2015 • Location: Columbus, Ohio • Arena: Value City Arena
Attendance: 3753 • Start time: 5:02 pm • End time: 7:10 pm • Total time: 2:08

Prd	Time	Team	Scored by	Assists	Vis. on ice	Home on ice
1	1st 13:04	MINN	EV Kloos, Justin/11	Cammarata, Taylor/21	25,13,19,2,6	14,37,4,21,10
2	1st 13:16	OSU	EV Craig Dalrymple/1	Skjei, Brady/9	2,22,6,17,11	24,16,47,26,44
3	1st 17:04	MINN	EV Warning, Sam/11	Boyd, Travis/18	11,28,5,17,22	4,23,44,25,18
4	1st 17:23	OSU	EV Tyler Lundey/5	Bischoff, Jake/7	5,11,22,27,18	23,4,18,25,44
5	2nd 06:10	MINN	EV Rau, Kyle/16	Luke Stork/4	7,18,10,24,11	4,26,16,20,21
6	2nd 15:36	MINN	EV Ambroz, Seth/10	Collins, Ryan/6	17,6,5,11,22	18,20,23,44,21
				Reilly, Mike/32		

Prd	Time	Team	Scored by	Assists	Vis. on ice	Home on ice
1	1st 08:54	OSU	EV Nick Schilleky/9	Darik Angeli/6	13,25,10,20,9	37,10,14,21,7
2	2nd 02:23	MINN	EV Cammarata, Taylor/3	Matthew Weis/13	13,20,25,19,5	18,17,23,21,7
3	2nd 05:09	MINN	EV Lettieri, Vinni/7	Brodzinski, Michae/8	19,25,13,28,5	18,17,23,27,21
4	2nd 08:07	OSU	EX Matt Johnson/13	Cammarata, Taylor/23	17,11,2,22,6	26,14,6,25,16,44
5	3rd 05:42	OSU	EV Craig Dalrymple/2	Luke Stork/5	19,13,20,25,10	24,18,47,23,17
6	3rd 18:58	OSU	EN Anthony Greco/15	Tanner Fritz/15	22,17,24,7,5,18	44,16,26,24,47
7	3rd 19:32	OSU	EN Tanner Fritz/11	Matt Johnson/7	19,13,5,28,11,15	16,21,7,26,44

#	Minnesota	G	A	Pim	Sh	+/-	BI	#	Ohio State	G	A	Pim	Sh	+/-	BI
2	Skjei, Brady	0	1	0	3	0	1	4	Drew Brevig	0	0	0	0	-2	2
5	Reilly, Mike	0	1	0	1	+1	1	11	Darik Angeli	0	0	2	1	-1	1
6	Collins, Ryan	1	0	0	1	+1	0	14	Matthew Weis	0	0	2	-1	-4	0
7	Rau, Kyle	1	0	0	1	+1	0	15	Nick Oddo	0	0	0	0	0	0
10	Marshall, Ben	0	0	0	3	+1	1	16	Tanner Fritz	1	0	1	0	1	1
11	Warning, Sam	1	0	0	5	+1	0	18	Luke Stork	0	1	2	0	-1	1
13	Cammarata, Taylor	0	1	0	0	+1	0	19	Chad Nidderly	0	0	0	0	0	1
15	Michaelson, AJ	0	0	0	4	0	2	20	Janik Moser	0	0	0	0	-2	0
17	Ambroz, Seth	1	0	5	0	1	1	21	Sam Jardine	0	0	2	-3	3	3
18	Bristedt, Leon	0	1	2	1	+2	2	23	Tyler Lundey	1	0	2	-1	0	0
19	Lettieri, Vinni	0	0	0	1	+1	0	24	Craig Dalrymple	1	0	3	+1	1	2
22	Boyd, Travis	0	1	0	0	0	0	25	Justin DaSilva	0	0	0	1	0	2
24	Fasching, Hudson	0	0	0	2	+1	0	26	Matt Johnson	0	0	3	0	0	0
25	Kloos, Justin	1	0	0	4	+1	1	37	Nick Schilleky	0	0	6	-1	-0	0
26	Isackson, Christian	0	0	0	0	0	0	44	Anthony Greco	0	1	4	0	0	0
28	Bischoff, Jake	0	1	0	1	0	3	47	Josh Healey	0	0	0	1	+1	1
34	Lehr, Nick	dnp						1	Logan Davis	dnp					
	Totals	4	7	2	32	+10	13		Totals	2	3	4	26	-10	17

Prd	Time	Team	Scored by	Assists	Vis. on ice	Home on ice
1	1st 0:00	OSU	0-0	0-0	0-0	0-0
2	2nd 0:13	OSU	0-1	0-1	0-0	0-0
3	3rd 0:10	OSU	0-2	0-3	0-1	0-2
	Total	0-2	0-3	0-1	0-2	0-2

#	Minnesota	Dec	Min	GA	1	2	3	Saves	#	Ohio State	Dec	Min	GA	1	2	3	Saves
32	Wilcox, Adam	W	60:00	2	6	8	10	24	30	Christian Frey	L	58:29	4	12	10	6	28
	EMPTY NET																

Prd	Player	Team	MinOffense	Time	Prd	Player	Team	MinOffense	Time
2nd	Luke Stork	OSU	2.Tripping	02:03 PP	2nd	Bristedt, Leon	MINN	2.Tripping	06:28 PP
2nd	Darik Angeli	OSU	2.Cross-Checking	19:26 PP					

Win-Wilcox, Adam (18-10-3). Loss-Christian Frey (7-11-1).
Ohio State timeout, 17:40/2nd
Minnesota timeout, 16:29/3rd

Game 30 - Ohio State 5, Penn State 3

Feb. 28, 2015 - Value City Arena - Columbus, Ohio

Penn State (16-12-4, 8-7-1-0) vs. Ohio State (11-17-2, 6-10-0-0)
Date: Feb 28, 2015 • Location: Columbus, Ohio • Arena: Value City Arena
Attendance: 6625 • Start time: 7:07 pm • End time: 9:30 pm • Total time: 2:23

Prd	Time	Team	Scored by	Assists	Vis. on ice	Home on ice
1	1st 11:45	PSU	EV Bailey, Casey/21	Holstrom, Taylor/25	25,28,9,2,24	21,11,16,26,7
2	1st 16:32	PSU	EV Holstrom, Taylor/7	Goodwin, David/1		

OHIO STATE IN THE POSTSEASON

OSU OVERALL POSTSEASON RECORD

Opponent	W	L	T
Alaska Fairbanks	3	2	0
Boston College	0	2	0
Boston University	0	1	0
Bowling Green	6	10	0
Cornell	0	1	0
Ferris State	9	5	2
Lake Superior	5	11	0
Maine	0	1	0
Miami	3	7	0
Michigan	2	10	0
Michigan State	3	6	0
Minnesota	1	0	0
Nebraska-Omaha	3	2	0
Northern Michigan	4	6	2
Notre Dame	4	3	0
Ohio University	1	0	0
St. Louis	1	1	0
Western Michigan	4	1	0
Wisconsin	0	2	0
Yale	1	0	0
Totals	50	71	4

OSU B1G TOURNAMENT RECORDS

vs. Opponent	W	L	T
Michigan State	1	0	0
Minnesota	1	0	0
Wisconsin	0	1	0
Totals	2	1	0

OSU CCHA TOURNAMENT RECORDS

vs. Opponent	W	L	T
Alaska Fairbanks	3	2	0
Bowling Green	6	10	0
Ferris State	9	4	2
Lake Superior	5	11	0
Miami	3	7	0
Michigan	2	10	0
Michigan State	1	6	0
Nebraska-Omaha	3	2	0
Northern Michigan	4	6	2
Notre Dame	4	3	0
Ohio University	1	0	0
St. Louis	1	1	0
Western Michigan	4	1	0
Totals	46	64	4

OSU YEAR-BY-YEAR RECORDS

YEAR	W	L	T
1972	2	0	0
1973	0	2	0
1974*	0	0	0
1975*	0	0	0
1976*	0	0	0
1977	0	2	0
1978	0	2	0
1979	1	2	1
1980	0	1	1
1981	1	1	2
1982*	0	0	0
1983	2	2	0
1984	3	1	0
1985	2	2	0
1986	1	2	0
1987	3	2	0
1988	0	2	0
1989	0	2	0
1990	0	2	0
1991	0	2	0
1992	0	2	0
1993	0	2	0
1994	0	2	0
1995	1	2	0
1996	0	2	0
1997	0	2	0
1998 (3-1 CCHA/2-1 NCAA)	5	2	0
1999 (2-1 CCHA/0-1 NCAA)	2	2	0
2000*	0	0	0
2001	1	2	0
2002	3	1	0
2003 (3-2 CCHA/0-1 NCAA)	3	3	0
2004 (5-0 CCHA/0-1 NCAA)	5	1	0
2005 (3-2 CCHA/0-1 NCAA)	3	3	0
2006	0	2	0
2007	1	2	0
2008	1	2	0
2009 (3-2 CCHA/0-1 NCAA)	3	3	0
2010	3	2	0
2011	0	2	0
2012	0	2	0
2013	2	2	0
2014	2	1	0
Totals	50	71	4

*Did not qualify for postseason play (OSU was not a member of a conference in 1974 or '75); all records are for conference tournament games only except for exceptions noted above.

RECORD BY ROUND/TOURNAMENT

Overall	50	71	4
Home	23	6	3
Away	11	42	0
Neutral	16	22	1
B1G Championship	0	1	0
B1G Semifinals	1	0	0
B1G Quarterfinals	1	0	0
CCHA Championship	2	5	1
CCHA Semifinals	6	13	3
CCHA Consolation	4	1	0
CCHA Play-in Game	1	0	0
CCHA First Round	15	19	0
CCHA Tournament (Round Robin)	0	2	0
CCHA Quarterfinals	18	24	0
NCAA Tournament	2	6	0
Overtime	11	10	--

CAREER POSTSEASON STATISTICS OF CURRENT BUCKEYES

PLAYER	GP	G	A	PTS	SHOTS	+/-	NO-MIN	PP	SH	GW
Darik Angeli	9	0	0	0	14	-3	4-8	0	0	0
Drew Brevig	3	2	1	3	5	+6	2-4	0	0	1
Clark Cristofoli	4	1	1	1	1	+2	0-0	0	0	0
Craig Dalrymple	4	0	3	3	5	-1	1-2	0	0	0
Justin DaSilva	5	0	0	0	3	-2	3-6	0	0	0
Tanner Fritz	8	3	4	7	16	+1	1-2	1	0	0
Anthony Greco	6	2	2	4	16	+2	0-0	0	0	1
David Gust	3	0	0	0	8	+1	0-0	0	0	0
Josh Healey	3	0	0	0	3	-1	0-0	0	0	0
Sam Jardine	7	0	0	0	10	0	1-2	0	0	0
Matt Johnson	7	0	0	0	8	-1	0-0	0	0	0
Tyler Lunday	7	0	1	1	6	+1	2-4	0	0	0
Al McLean	9	0	1	1	4	-4	1-2	0	0	0
Chad Niddery	8	0	0	0	12	-2	2-4	0	0	0
Nick Oddo	7	2	2	4	9	+3	0-0	0	0	0
Nick Schilkey	3	1	1	2	5	+1	0-0	1	0	1
Christian Frey	3/3	192:11	7	2.19	87	.926	2-1-0			

POSTSEASON RECORDS

CAREER POINTS

- Rick Brebant (85-87).....18
- Dave Beaudin (84-87).....17
- Paul Caponigri (01-04)17
- Paul Pooley (81-84)16
- Chris Richards (96-99).....15
- Mathieu Beaudoin (04-07)15
- Doug Andress (01-04)14
- Andy Forcey (86-89)14
- Eric Meloche (96-00)13
- Dave Steckel (01-04).....12
- Hunter Bishop (09-10)12

CAREER GOALS

- Rick Brebant (85-87).....11
- Doug Andress (01-04)10
- Mathieu Beaudoin (04-07)8
- Paul Caponigri (01-04)7
- Hunter Bishop (09-10)7
- Scott May (01-04).....6
- Dave Steckel (01-04).....6
- Joe Tracy (85-87)6
- 12 tied with5
- last Sergio Somma (08-11)

CAREER ASSISTS

- Dave Beaudin (84-87).....12
- Doug Andress (01-04)11
- Andy Forcey (86-89)11
- Chris Richards (96-99).....11
- Paul Caponigri (01-04)10
- Chris Reed (08-11)10
- Mark Shortt (83-86)9
- Mark Anderson (85-88).....8
- Eric Meloche (96-00)8
- Paul Tilley (77-80)8
- Rod Pelley (03-06)8
- Zac Dalpe (09-10)8
- Kyle Reed (09-11)8

SEASON POINTS

- Rick Brebant (1987)12
- Doug Andress (2004)9
- Todd Comepeau (1998).....9
- Tom Fritsche (2005)9
- Paul Pooley (1983).....9
- Chris Richards (1998)9
- Eric Meloche (1998)8
- Hunter Bishop (2010)8
- Zac Dalpe (2010)8
- 8 tied with7
- last Corey Elkins (2009)

SEASON GOALS

- Rick Brebant (1987)8
- Paul Pooley (1983).....6
- Hunter Bishop (2010)6
- Todd Comepeau (1998).....5
- Jeff Madill (1987).....5
- Daymen Bencharski (2002).....4
- Tom Fritsche (2005)4
- Mathieu Beaudoin (2005)4
- Corey Elkins (2009).....4
- 21 tied with3
- last Max McCormick (2013)

SEASON ASSISTS

- Doug Andress (2004)6
- Andy Forcey (1987).....6
- Paul Tilley (1979).....6
- Zac Dalpe (2010)6
- Chris Reed (2010)6
- Hugo Boisvert (1998)5
- Tom Fritsche (2005)5
- Eric Meloche (1998)5
- Chris Richards (1998)5
- Bob Zanella (1979).....5

OHIO STATE IN THE **POSTSEASON**

DATE	OPPONENT (SEED)	W/L	OSU-OPP.	ROUND (OSU SEED)	ARENA	SITE
1971-72						
3/3/72	Ohio (4)	W	7-1	CCHA Semifinal (1)	St. Louis Arena	St. Louis, Mo.
3/4/72	St. Louis (2)	W	3-0	CCHA Championship	St. Louis Arena	St. Louis, Mo.
1972-73						
3/3/73	St. Louis (1)	L	4-11	CCHA Tournament (Round Robin) (2)	BGSU Ice Arena	Bowling Green, Ohio
3/4/73	Bowling Green (3)	L	1-8	CCHA Tournament (Round Robin)	BGSU Ice Arena	Bowling Green, Ohio
1976-77						
3/4/77	Bowling Green (2)	L	2-5	CCHA Semifinals# (3)	BGSU Ice Arena	Bowling Green, Ohio
3/6/77	Bowling Green	L	1-4	CCHA Semifinals#	BGSU Ice Arena	Bowling Green, Ohio
1977-78						
3/3/78	Bowling Green (1)	L	1-3	CCHA Semifinals# (2)	BGSU Ice Arena	Bowling Green, Ohio
3/4/78	Bowling Green	L	2-4	CCHA Semifinals#	BGSU Ice Arena	Bowling Green, Ohio
1978-79						
3/2/79	Northern Michigan (3)	T	5-5	CCHA Semifinals# (2)	OSU Ice Rink	Columbus, Ohio
3/3/79	Northern Michigan	W 4OT	5-4	CCHA Semifinals#	OSU Ice Rink	Columbus, Ohio
3/9/79	Bowling Green (1)	L	5-3	CCHA Championship#	Joe Louis Arena	Detroit, Mich.
3/10/79	Bowling Green	L	4-6	CCHA Championship#	Joe Louis Arena	Detroit, Mich.
1979-80						
3/7/80	Ferris State (3)	T	4-4	CCHA Semifinals# (2)	OSU Ice Rink	Columbus, Ohio
3/8/80	Ferris State	L	4-8	CCHA Semifinals#	OSU Ice Rink	Columbus, Ohio
1980-81						
3/6/81	Ferris State (3)	T	3-3	CCHA Semifinals# (2)	OSU Ice Rink	Columbus, Ohio
3/8/81	Ferris State	W	5-3	CCHA Semifinals#	OSU Ice Rink	Columbus, Ohio
3/13/81	Northern Michigan (1)	T	2-2	CCHA Championship#	Lakeview Arena	Marquette, Mich.
3/14/81	Northern Michigan	L	2-4	CCHA Championship#	Lakeview Arena	Marquette, Mich.
1982-83						
3/4/83	Miami (6)	W	6-2	CCHA Quarterfinals# (3)	OSU Ice Rink	Columbus, Ohio
3/5/83	Miami	L	4-6	CCHA Quarterfinals#	OSU Ice Rink	Columbus, Ohio
3/11/83	Michigan State (2)	L	3-8	CCHA Semifinals	Joe Louis Arena	Detroit, Mich.
3/12/83	Northern Michigan (5)	W	8-6	CCHA Consolation	Joe Louis Arena	Detroit, Mich.
1983-84						
3/2/84	Ferris State (7)	W	5-2	CCHA Quarterfinals# (2)	OSU Ice Rink	Columbus, Ohio
3/3/84	Ferris State	W	6-1	CCHA Quarterfinals#	OSU Ice Rink	Columbus, Ohio
3/9/84	Michigan State (3)	L	1-8	CCHA Semifinals	Joe Louis Arena	Detroit, Mich.
3/10/84	Bowling Green (1)	W OT	3-2	CCHA Consolation	Joe Louis Arena	Detroit, Mich.
1984-85						
3/1/85	Western Michigan (3)	W	4-2	CCHA Quarterfinals# (6)	Lawson Ice Arena	Kalamazoo, Mich.
3/2/85	Western Michigan	L OT	4-5	CCHA Quarterfinals#	Lawson Ice Arena	Kalamazoo, Mich.
3/8/85	Michigan State (1)	L	0-8	CCHA Semifinals	Joe Louis Arena	Detroit, Mich.
3/9/85	Bowling Green (4)	W	7-4	CCHA Consolation	Joe Louis Arena	Detroit, Mich.
1985-86						
2/28/86	Lake Superior State (4)	L	1-3	CCHA Quarterfinals (5)	Norris Center	Sault Ste. Marie, Mich.
3/1/86	Lake Superior State	W	4-1	CCHA Quarterfinals	Norris Center	Sault Ste. Marie, Mich.
3/2/86	Lake Superior State	L OT	2-3	CCHA Quarterfinals	Norris Center	Sault Ste. Marie, Mich.
1986-87						
2/27/87	Lake Superior State (3)	L	5-8	CCHA Quarterfinals (6)	Norris Center	Sault Ste. Marie, Mich.
2/28/87	Lake Superior State	W	5-2	CCHA Quarterfinals	Norris Center	Sault Ste. Marie, Mich.
3/1/87	Lake Superior State	W	8-4	CCHA Quarterfinals	Norris Center	Sault Ste. Marie, Mich.
3/6/87	Bowling Green (1)	L	3-5	CCHA Semifinals	Joe Louis Arena	Detroit, Mich.
3/7/87	Western Michigan (5)	W	7-4	CCHA Consolation	Joe Louis Arena	Detroit, Mich.
1987-88						
3/5/88	Lake Superior State (1)	L	2-6	CCHA Quarterfinals (8)	Norris Center	Sault Ste Marie, Mich.
3/6/88	Lake Superior State	L	1-4	CCHA Quarterfinals	Norris Center	Sault Ste Marie, Mich.
1988-89						
3/3/89	Michigan State (1)	L	5-9	CCHA Quarterfinals (8)	Munn Ice Arena	East Lansing, Mich.
3/4/89	Michigan State	L	4-11	CCHA Quarterfinals	Munn Ice Arena	East Lansing, Mich.
1989-90						
3/2/90	Bowling Green (3)	L	1-7	CCHA Quarterfinals (6)	BGSU Ice Arena	Bowling Green, Ohio
3/3/90	Bowling Green	L	5-6	CCHA Quarterfinals	BGSU Ice Arena	Bowling Green, Ohio
1990-91						
3/1/91	Michigan (2)	L	4-5	CCHA Quarterfinals (7)	Yost Ice Arena	Ann Arbor, Mich.
3/2/91	Michigan	L	4-9	CCHA Quarterfinals	Yost Ice Arena	Ann Arbor, Mich.
1991-92						
3/13/92	Michigan (1)	L	2-4	CCHA Quarterfinals (8)	Yost Ice Arena	Ann Arbor, Mich.
3/14/92	Michigan	L	4-9	CCHA Quarterfinals	Yost Ice Arena	Ann Arbor, Mich.
1992-93						
3/11/93	Miami (1)	L	2-8	CCHA First Round (11)	Goggin Ice Arena	Oxford, Ohio
3/12/93	Miami	L	2-7	CCHA First Round	Goggin Ice Arena	Oxford, Ohio
1993-94						
3/11/94	Lake Superior State (2)	L	0-5	CCHA First Round (10)	Norris Center	Sault Ste. Marie, Mich.
3/12/94	Lake Superior State	L	0-8	CCHA First Round	Norris Center	Sault Ste. Marie, Mich.

OHIO STATE IN THE **POSTSEASON**

DATE	OPPONENT (SEED)	W/L	OSU-OPP.	ROUND (OSU SEED)	ARENA	SITE
1994-95						
3/7/95	Alaska Fairbanks (11)	W	7-2	CCHA Play-In (10)	OSU Ice Rink	Columbus, Ohio
3/10/95	Michigan (1)	L	2-7	CCHA Quarterfinals	Yost Ice Arena	Ann Arbor, Mich.
3/11/95	Michigan	L	0-4	CCHA Quarterfinals	Yost Ice Arena	Ann Arbor, Mich.
1995-96						
3/8/96	Lake Superior State (1)	L OT	3-4	CCHA First Round (8)	Taffy Abel Arena	Sault Ste. Marie, Mich.
3/9/96	Lake Superior State	L	2-8	CCHA First Round	Taffy Abel Arena	Sault Ste. Marie, Mich.
1996-97						
3/7/97	Miami (2)	L	1-4	CCHA Quarterfinals (7)	Goggin Ice Arena	Oxford, Ohio
3/8/97	Miami	L	2-4	CCHA Quarterfinals	Goggin Ice Arena	Oxford, Ohio
1997-98						
3/13/98	Lake Superior State (6)	W	2-1	CCHA Quarterfinals (3)	OSU Ice Rink	Columbus, Ohio
3/14/98	Lake Superior State	W	6-0	CCHA Quarterfinals	OSU Ice Rink	Columbus, Ohio
3/20/98	Michigan (2)	W	4-2	CCHA Semifinals	Joe Louis Arena	Detroit, Mich.
3/21/98	Michigan State (1)	L 2OT	2-3	CCHA Championship	Joe Louis Arena	Detroit, Mich.
3/27/98	Yale (W5)	W	4-0	NCAA West Regional (W4)	Yost Ice Arena	Ann Arbor, Mich.
3/28/98	Michigan State (W1)	W OT	4-3	NCAA West Regional	Yost Ice Arena	Ann Arbor, Mich.
4/2/98	Boston College (E2)	L	2-5	NCAA Frozen Four	Fleet Center	Boston, Mass.
1998-99						
3/12/99	Ferris State (6)	W	4-2	CCHA Quarterfinals (3)	Value City Arena	Columbus, Ohio
3/13/99	Ferris State	W	3-1	CCHA Quarterfinals	Value City Arena	Columbus, Ohio
3/19/99	Michigan (2)	L	2-3	CCHA Semifinals	Joe Louis Arena	Detroit, Mich.
3/26/99	Maine (E3)	L	2-4	NCAA East Regional (E6)	Centrum Centre	Worcester, Mass.
2000-01						
3/9/01	Nebraska-Omaha (4)	W OT	5-4	CCHA First Round (7)	Civic Auditorium	Omaha, Neb.
3/10/01	Nebraska-Omaha	L	1-2	CCHA First Round	Civic Auditorium	Omaha, Neb.
3/11/01	Nebraska-Omaha	L 2OT	3-4	CCHA First Round	Civic Auditorium	Omaha, Neb.
2001-02						
3/8/02	Western Michigan (6)	W OT	3-2	CCHA First Round (7)	Lawson Ice Arena	Kalamazoo, Mich.
3/9/02	Western Michigan	W	3-1	CCHA First Round	Lawson Ice Arena	Kalamazoo, Mich.
3/15/02	Alaska Fairbanks (4)	W OT	6-5	CCHA Quarterfinals	Joe Louis Arena	Detroit, Mich.
3/16/02	Michigan (1)	L OT	1-2	CCHA Semifinals	Joe Louis Arena	Detroit, Mich.
2002-03						
3/14/03	Nebraska-Omaha (10)	W	4-1	CCHA First Round (3)	Nationwide Arena	Columbus, Ohio
3/15/03	Nebraska-Omaha	W	3-1	CCHA First Round	Nationwide Arena	Columbus, Ohio
3/20/03	Notre Dame (7)	W	3-2	CCHA Quarterfinals	Joe Louis Arena	Detroit, Mich.
3/21/03	Michigan (2)	L	0-3	CCHA Semifinals	Joe Louis Arena	Detroit, Mich.
3/22/03	Northern Michigan (5)	L	1-4	CCHA Consolation	Joe Louis Arena	Detroit, Mich.
3/29/03	Boston College (3)	L	0-1	NCAA East Regional (2)	Dunkin' Donuts Center	Providence, R.I.
2003-04						
3/12/04	Bowling Green (9)	W	3-2	CCHA First Round (4)	Value City Arena	Columbus, Ohio
3/13/04	Bowling Green	W	5-2	CCHA First Round	Value City Arena	Columbus, Ohio
3/18/04	Notre Dame (5)	W OT	6-5	CCHA Quarterfinals	Joe Louis Arena	Detroit, Mich.
3/19/04	Miami (2)	W OT	4-3	CCHA Semifinals	Joe Louis Arena	Detroit, Mich.
3/20/04	Michigan (1)	W	4-2	CCHA Championship	Joe Louis Arena	Detroit, Mich.
3/26/04	Wisconsin (3)	L OT	0-1	NCAA East Regional (2)	Pepsi Arena	Albany, N.Y.
2004-05						
3/11/05	Ferris State (11)	W	4-2	CCHA First Round (2)	Value City Arena	Columbus, Ohio
3/12/05	Ferris State	L OT	0-1	CCHA First Round	Value City Arena	Columbus, Ohio
3/13/05	Ferris State	W OT	5-4	CCHA First Round	Value City Arena	Columbus, Ohio
3/18/05	Michigan State (5)	W	4-1	CCHA Semifinals	Joe Louis Arena	Detroit, Mich.
3/19/05	Michigan (1)	L	2-4	CCHA Championship	Joe Louis Arena	Detroit, Mich.
3/26/05	Cornell (2)	L	2-3	NCAA West Regional (3)	Mariucci Arena	Minneapolis, Minn.
2005-06						
3/3/06	Ferris State (7)	L	0-3	CCHA First Round (10)	Ewigleben Ice Arena	Big Rapids, Mich.
3/4/06	Ferris State	L	1-2	CCHA First Round	Ewigleben Ice Arena	Big Rapids, Mich.
2006-07						
3/2/07	Northern Michigan (10)	W	6-2	CCHA First Round (7)	OSU Ice Rink	Columbus, Ohio
3/3/07	Northern Michigan	L OT	2-3	CCHA First Round	OSU Ice Rink	Columbus, Ohio
3/4/07	Northern Michigan	L	2-3	CCHA First Round	OSU Ice Rink	Columbus, Ohio
2007-08						
3/7/08	Northern Michigan (6)	W	4-3	CCHA First Round (11)	Berry Events Center	Marquette, Mich.
3/8/08	Northern Michigan	L	2-4	CCHA First Round	Berry Events Center	Marquette, Mich.
3/9/08	Northern Michigan	L	1-6	CCHA First Round	Berry Events Center	Marquette, Mich.
2008-09						
3/6/09	Bowling Green (12)	W	5-4	CCHA First Round (5)	OSU Ice Rink	Columbus, Ohio
3/7/09	Bowling Green	W	7-1	CCHA First Round	OSU Ice Rink	Columbus, Ohio
3/13/09	Alaska (4)	L	0-4	CCHA Quarterfinals	Carlson Center	Fairbanks, Alaska
3/14/09	Alaska	W	4-2	CCHA Quarterfinals	Carlson Center	Fairbanks, Alaska
3/15/09	Alaska	L	0-1	CCHA Quarterfinals	Carlson Center	Fairbanks, Alaska
3/28/09	Boston University (1)	L	3-8	NCAA Northeast Regional (4)	Verizon Wireless Arena	Manchester, N.H.

OHIO STATE IN THE **POSTSEASON**

2009-10							
3/5/10	Notre Dame (9)	W	3-1	CCHA First Round (8)	OSU Ice Rink	Columbus, Ohio	
3/6/10	Notre Dame	W	8-2	CCHA First Round	OSU Ice Rink	Columbus, Ohio	
3/12/10	Miami (1)	L	2-6	CCHA Quarterfinals	Steve Cady Arena	Oxford, Ohio	
3/13/10	Miami	W OT	5-4	CCHA Quarterfinals	Steve Cady Arena	Oxford, Ohio	
3/14/10	Miami	L	1-2	CCHA Quarterfinals	Steve Cady Arena	Oxford, Ohio	
2010-11							
3/4/11	Lake Superior State (8)	L	0-4	CCHA First Round (9)	Taffy Abel Arena	Sault Ste. Marie, Mich.	
3/4/11	Lake Superior State	L	2-3	CCHA First Round	Taffy Abel Arena	Sault Ste. Marie, Mich.	
2011-12							
3/2/12	Notre Dame (8)	L	0-2	CCHA First Round (9)	Compton Family Arena	Notre Dame, Ind.	
3/3/12	Notre Dame	L	2-4	CCHA First Round	Compton Family Arena	Notre Dame, Ind.	
2012-13							
3/15/13	Ferris State (5)	L	2-4	CCHA Quarterfinals (4)	OSU Ice Rink	Columbus, Ohio	
3/16/13	Ferris State	W	3-1	CCHA Quarterfinals	OSU Ice Rink	Columbus, Ohio	
3/17/13	Ferris State	W	3-2	CCHA Quarterfinals	OSU Ice Rink	Columbus, Ohio	
3/23/13	Notre Dame (2)	L	1-3	CCHA Semifinals	Joe Louis Arena	Detroit, Mich.	
2013-14							
3/20/14	Michigan State (5)	W OT	2-1	B1G Quarterfinals (4)	Xcel Energy Center	Saint Paul, Minn.	
3/21/14	Minnesota (1)	W	3-1	B1G Semifinals	Xcel Energy Center	Saint Paul, Minn.	
3/22	Wisconsin (2)	L OT	5-4	B1G Championship	Xcel Energy Center	Saint Paul, Minn.	

#Series decided by total goals