

NORTHWESTERN BASKETBALL

GAME 21 - SATURDAY, JAN. 20 - 1 P.M. - ROSEMONT, ILL. - ALLSTATE ARENA (16,500)

2017-18 SCHEDULE & RESULTS

Overall: 11-9 | BIG: 2-5
Home: 9-3 | Away: 1-5 | Neutral: 1-1

DATE	OPPONENT	TIME/RESULT
Nov. 10	Loyola (Md.)	W, 79-75
Nov. 13	Saint Peter's	W, 75-66
Nov. 15	Creighton	L, 92-88
Nov. 18	vs. La Salle	W, 82-74
Nov. 19	vs. Texas Tech	L, 85-49
Nov. 24	Sacred Heart	W, 81-50
Nov. 28	at Georgia Tech	L, 52-51
Dec. 1	Illinois *	W, 72-68 (OT)
Dec. 3	Purdue *	L, 74-69
Dec. 11	Chicago State	W, 96-31
Dec. 14	Valparaiso	W, 84-50
Dec. 16	at DePaul	W, 62-60
Dec. 19	Lewis	W, 85-48
Dec. 22	at #17/17 Oklahoma	L, 104-78
Dec. 30	Brown	W, 95-73
Jan. 2	Nebraska *	L, 70-55
Jan. 5	at Penn State *	L, 78-63
Jan. 10	Minnesota *	W, 83-60
Jan. 14	at Indiana *	L, 66-46
Jan. 17	#22/22 Ohio State *	L, 71-65
Jan. 20	Penn State *	1 p.m.
Jan. 23	at Minnesota *	8 p.m.
Jan. 29	at Michigan *	6 p.m.
Feb. 1	at Wisconsin *	7:30 p.m.
Feb. 6	Michigan *	6 p.m.
Feb. 10	at Maryland *	11 a.m.
Feb. 13	at Rutgers *	8 p.m.
Feb. 17	Michigan State *	1 p.m.
Feb. 19	Maryland *	6 p.m.
Feb. 22	Wisconsin *	6 p.m.
Feb. 25	at Iowa *	6:30 p.m.

All times Central
Home games in **bold**
▲ Big Ten/ACC Challenge
◆ Gavitt Games
✓ Basketball Hall of Fame Tip-Off (Uncasville, Conn.)
* Big Ten game

NORTHWESTERN WILDCATS
2017-18 Record: 11-9, 2-5 B1G
Conference: Big Ten
Ranking: N/A
Head Coach: Chris Collins
Record at NU: 84-69 (5th Year)
Overall Record: 84-69 (5th Year)

PENN STATE NITTANY LIONS
2017-18 Record: 13-7, 3-4 B1G
Conference: Big Ten
Ranking: N/A
Head Coach: Patrick Chambers
Record at PSU: 100-116 (7th Year)
Overall Record: 142-144 (9th Year)

GAMEDAY INFORMATION
TV: BTN and BTN2Go
(Wayne Randazzo and Stephen Bardo)
Radio: 720 WGN, Sirius 135, XM 195
(Dave Eanet and Joey Meyer)
Live Stats: NUSports.com
Twitter: @NUMensBball

THE OPENING TIP...

• Following Saturday's contest, Northwestern plays five of its next six games on the road.

• Penn State pulled away late for a 78-63 win in this season's first meeting between the teams Jan. 5 in University Park. **Bryant McIntosh** returned from injury to lead the Wildcats with 18 points. The loss snapped a four-game road winning streak at Penn State for Northwestern.

• McIntosh is one of only four players in league history to post 1,550 points and 650 assists in a career, joining Michigan's Gary Grant as well as Dee Brown and Demetri McCamey of Illinois. McIntosh enters Saturday's game with 1,586 career points (6th in NU history) and 660 assists (1st in NU history).

• The Wildcats are coming off a narrow 71-65 loss to 22nd-ranked Ohio State on Wednesday. **Vic Law** led five Northwestern players in double figures with 14 points.

NORTHWESTERN PREVIOUS GAME STARTERS



BRYANT MCINTOSH
Sr. • G • 6-3
Greensburg, Ind.



SCOTTIE LINDSEY
Sr. • G • 6-5
Hillside, Ill.



VIC LAW
R-Jr. • F • 6-7
South Holland, Ill.



GAVIN SKELLY
Sr. • F • 6-8
Westlake, Ohio



DERERK PARDON
Jr. • C • 6-8
Cleveland, Ohio



Northwestern vs. Penn State Series Information



2017-18 Season Statistics	
72.9	Points Per Game..... 77.7
67.3	Opponent Points Per Game..... 67.2
+5.6	Scoring Margin..... +10.5
34.0	Rebounds Per Game..... 37.9
+1.1	Rebounding Margin..... +4.3
.430	Field Goal Percentage..... .465
.439	Opponent Field Goal Percentage..... .412
.357	3-Pt FG Percentage..... .375
.362	Opponent 3-Pt FG Percentage..... .348
.755	Free Throw Percentage..... .694
15.1	Assists Per Game..... 14.7
4.9	Blocks Per Game..... 6.0
5.6	Steals Per Game..... 8.5
+2.2	Turnover Margin..... +1.9

Of Note:

- Northwestern has won six of its last 10 meetings with Penn State dating back to the 2011-12 season.
- The Wildcats have a 3-3 record vs. the Nittany Lions under head coach Chris Collins.

FOLLOW THE #BIGCATS



@NUMensBball
@coach_collins
@NU_Sports



facebook.com/northwesternmbb



numensbball
nu_sports

GAME NOTES

SCOUTING PENN STATE

Penn State (13-7, 3-4 B1G) is coming off a 95-84 home loss in overtime to Minnesota on Tuesday. Tony Carr led the Nittany Lions with 33 points in the contest and paces the team with an average of 19.6 points per game, ranking him second in the Big Ten. Lamar Stevens contributes 15.7 points per contest while Mike Watkins is first in the conference in field goal percentage (.704) and second in rebounding average (10.0).

A DISH TO PASS

Bryant McIntosh put together a memorable performance in the team's Jan. 10 home win over Minnesota. McIntosh handed out a school-record 16 assists in the game without committing a turnover, making him the first Division I player since 2005 to not commit a turnover while handing out at least 16 assists. The assist total bested the previous school single-game mark of 14 by Patrick Baldwin against Youngstown State Dec. 5, 1992. McIntosh has handed out 10 or more assists in a game six times in his career, something no other Wildcat has done more than twice.

BEG YOUR PARDON

Junior center **Dererk Pardon** ranks fifth in the Big Ten with a .610 field goal percentage this season and is NU's all-time leader with a .618 career field goal percentage. The career mark ranks 10th in the nation among all active Division I players. Pardon posted a season-high 15 boards against Nebraska Jan. 2. Pardon's 11 offensive rebounds against the Cornhuskers are tied for the second most by a Division I player in a game this season, trailing only the 12 by Hofstra's Rokas Gustys against Siena Nov. 25.

THE MAC IS BACK

Now in his senior season, guard **Bryant McIntosh** already has left his mark on Northwestern. His 660 career assists are a school record and rank third among all active players in the nation. He holds the top two single-season assist totals in school history. After posting a school-record 213 assists as a sophomore, McIntosh had 188 assists in 2016-17. McIntosh currently ranks ninth in school history with 1,569 career points, a total that is 24th among all active Division I players. He is the only Big Ten player over the last 25 years to post 1,340 points and 550 assists through his first three collegiate seasons and is one of only four players in league history to post 1,550 points and 650 assists in a career, joining Michigan's Gary Grant as well as Dee Brown and Demetri McCamey of Illinois.

NCAA Division I Active Career Assist Leaders

Emmett Naar, St. Mary's (Calif.)	710
Erick Neal, UT Arlington	674
Bryant McIntosh, Northwestern	660
Jalen West, Northwestern State	652
Kahron Ross, Lehigh	616

All-Time Big Ten Career Assist Leaders

6. Bruce Parkinson, Purdue	690
7. Dee Brown, Illinois	674
8. Bryant McIntosh, Northwestern	660

LINDSEY JOINS THE COMMA CLUB

Senior guard **Scottie Lindsey** became the 35th player in NU history to eclipse 1,000 points in his career when he reached the milestone in a 95-73 victory over Brown Dec. 30. Lindsey currently has 1,064 career points and leads the team with an average of 14.0 points per contest.

ONE FOR THE RECORD BOOKS

Northwestern's 96-31 victory over Chicago State Dec. 11 was notable on many levels:

- The 65-point margin of victory is the largest ever by NU. The previous best was 57 in a 77-20 win over University of Chicago Jan. 14, 1944.
- Chicago State's 31 points are just one more than the low by a Northwestern opponent since 1944. Oakland scored 30 points in a 68-30 loss to NU Nov. 21, 1998. The 31 points are the fewest by a Division I team this season.
- The 'Cats led 55-8 at halftime. The eight points are the fewest by an NU foe in a half during the shot clock era.

SUCCESS ACROSS THE BOARD

With Northwestern earning a preseason national ranking as well as being ranked in the first weekly Associate Press poll and the Wildcats' football program appearing in the College Football Playoff Rankings, this season marked

the first time that both programs have been nationally ranked at the same time. The football program concluded its season with eight straight wins and capped a 10-3 campaign with a win in the Music City Bowl. They aren't the only NU teams experiencing success, though. The field hockey team advanced to the NCAA tournament quarterfinal round while the women's soccer team advanced to the second round of its NCAA tournament.

SCINTILLATING FROM THE STRIPE

Northwestern leads the Big Ten with a .755 team free throw percentage. The Wildcats were nearly perfect from the free throw line against Saint Peter's on Nov. 13. NU hit on 23 of its 24 attempts from the charity stripe. The .958 percentage is the seventh-best effort in school history (minimum 15 attempts) and the top performance with only one miss.

SCINTILLATING FROM THE STRIPE, PART 2

Bryant McIntosh has been nearly automatic from the free throw line so far this season. He converted on each of his first 20 attempts before finally missing once against Illinois Dec. 1. He leads the Big Ten and ranks third nationally with a .947 free throw percentage (36-38). McIntosh's career free throw percentage of .863 ranks first in program history.

CRASHING THE GLASS

Northwestern was dominant on the glass in a Jan. 10 home win over Minnesota. The Wildcats finished with a 45-26 rebounding advantage. The +19 margin was the team's largest since out-rebounding Rutgers, 45-25, Feb. 27, 2016. Northwestern surrendered only 16 rebounds to Saint Peter's Nov. 13, the fewest by a Northwestern opponent in over 25 years.

BLOCK PARTY

NU was swatting shots left and right in the team's season-opening win over Loyola (Md.) Nov. 10. The 'Cats posted 12 blocked shots in the game which rank as a tie for the second-best single-game effort in program history. **Dererk Pardon** and **Vic Law** led the way with three blocks apiece. The school record for blocked shots by the team is 15 achieved at Rutgers Jan. 12, 2017.

WILDCATS EARN PRESEASON NATIONAL RANKINGS

Northwestern opened the season ranked in the preseason Associated Press and USA TODAY Coaches polls. The Wildcats were ranked No. 19 by the AP and No. 20 by the coaches. It is the first time that NU is ranked in the AP preseason poll. The team was ranked No. 25 Jan. 30 of last season, their first top-25 AP ranking in seven years. This is the first time that Northwestern has ever been ranked at any time in the Coaches Poll.

MCINTOSH, LINDSEY TABBED PRESEASON ALL-BIG TEN

Northwestern senior guards **Scottie Lindsey** and **Bryant McIntosh** each have been named to the 10-member Preseason All-Big Ten Team. NU is one of three schools to have two individuals named to the squad, joining Michigan State and Minnesota. Both Lindsey and McIntosh were All-Big Ten selections in 2016-17. McIntosh was one of three unanimous selections to the team, joining Michigan State's Miles Bridges and Wisconsin's Ethan Happ.

RETURNING ALL-BIG TEN HONOREES

Three Northwestern players earned All-Big Ten recognition a year ago. Guard **Bryant McIntosh** was a consensus second-team all-league pick, while **Scottie Lindsey** was named by the league's head coaches to the third team and honorable mention by the media. In addition, **Vic Law** was selected by the coaches to the five-member All-Defensive Team. It's the first time NU has had two All-Big Ten picks in the same years since John Shurna and Drew Crawford in 2012. Law was the first Wildcat to be named to the All-Defensive Team since Jeremy Nash in 2010. McIntosh was a Big Ten All-Freshman Team selection in 2015 and was a consensus honorable mention All-Big Ten pick as a sophomore.

MCINTOSH NAMED TO PRESEASON WATCH LISTS

Senior guard **Bryant McIntosh** was named to a trio of prestigious preseason watch lists. He is one of 50 individuals named to the Naismith Award and Wooden Award watch lists which honor the nation's top player. He also is one of 20 individuals named to the watch list for the 2018 Bob Cousy Award presented to the nation's top point guard. A year ago, McIntosh averaged 5.4 assists per game in Big Ten play making him the first Northwestern player to lead the league in the category.

GAME NOTES

QUARTET SERVING AS TEAM CAPTAINS

Four individuals are serving as team captains for the 2017-18 season. Senior guards **Scottie Lindsey** and **Bryant McIntosh**, redshirt junior forward **Vic Law** and junior center **Derek Pardon** are serving in the leadership role for the Wildcats. All four are returning starters. This is the first time that Northwestern has had four individuals be team captains.

HOME AWAY FROM HOME

Northwestern is playing all of its home games at Allstate Arena in Rosemont, Illinois, this season due to Welsh-Ryan Arena undergoing a complete \$110 million renovation. More information on the project can be found on page 7 of this notes packet.

MCINTOSH NAMED CANDIDATE FOR SENIOR CLASS AWARD

Senior guard **Bryant McIntosh** is one of 30 national candidates for the Senior CLASS Award. To be eligible for the award, a student-athlete must be classified as an NCAA Division I senior and have notable achievements in four areas of excellence: community, classroom, character and competition. An acronym for Celebrating Loyalty and Achievement for Staying in School®, the Senior CLASS Award focuses on the total student-athlete and encourages students to use their platform in athletics to make a positive impact as leaders in their communities. McIntosh is the lone Big Ten player named a candidate for the honor.

IVANAUSKAS TO MISS REMAINDER OF 2017-18 SEASON

Northwestern redshirt first-year forward **Rapolas Ivanauskas** underwent shoulder surgery Dec. 8 and will miss the remainder of the 2017-18 season. He was limited to three appearances and 11 minutes of action this season. Ivanauskas also sat out the 2016-17 season due to shoulder surgery.

WINNING WAYS

Northwestern posted school records of 24 overall wins and 21 regular-season win in 2016-17 after posting what was then a record 20 regular-season wins the prior season. The previous regular-season best was 19 wins during the 2009-10 season. NU put together a pair of school-record 13-game home winning streaks in each of the last two seasons. The 'Cats won their last four home games in both 2014-15 and 2015-16 before winning each of their first nine home games the ensuing campaign.

DONLON JOINS STAFF AS ASSISTANT COACH

Billy Donlon is in his first season as an assistant coach on Northwestern's staff after spending the 2016-17 season as an assistant at Michigan. Donlon previous served as the head coach at Wright State. Like head coach **Chris Collins**, Donlon is a graduate of nearby Glenbrook North High School in Northbrook, Illinois, where both individuals were coached by current NU assistant **Brian James**. Donlon's father, Bill, was an assistant coach at Northwestern under head coach Bill Foster from 1986-93.

GUYTON COMES ABOARD AS DIRECTOR OF PLAYER DEVELOPMENT

A.J. Guyton has joined NU as the program's director of player development. Guyton joins the Wildcats after spending last season as an assistant coach of the Windy City Bulls of the NBA G League. A 2000 graduate of Indiana University, Guyton earned Big Ten Player of the Year and consensus first-team All-America honors his senior year. A three-time team MVP, he earned second-team All-Big Ten recognition and was the Big Ten Freshman of the Year in 1997 before earning first-team all-conference accolades in 1998 and 2000.

UP NEXT...

Northwestern starts a stretch of five road games over a six-game span next Tuesday when it travels to Minnesota. Tip time is set for 8 p.m.

2018-19 RECRUITING CLASS

Four individuals have signed National Letters of Intent to join the Northwestern men's basketball program for the 2018-19 season Sullivan-Ubben head men's basketball coach Chris Collins announced Wednesday, Nov. 8.

Jordan Lathon (Grandview, Mo./Grandview), Miller Kopp (Houston, Texas/Houston Christian), Pete Nance (Akron, Ohio/Revere) and Ryan Young (Stewartsville, N.J./Bethlehem (Pa.) Catholic) comprise the highly regarded quartet that will matriculate to Evanston next year.

The group is rated as the No. 15 recruiting class in the nation by 247Sports and No. 17 by Rivals.com.

Jordan Lathon

G • 6-4 • 195

Grandview, Mo./Grandview

High School: Rated as the No. 119 recruit in the nation according to Rivals.com ... Suburban Blue Conference Player of the Year as a junior, averaging 16.5 points, 6.3 rebounds and 4.1 assists per game ... Two-time first-team all-conference ... Jackson County Advocate Player of the Year and first-team pick ... Kansas City All-Metro first-team selection ... Named to MSHSAA District 12 and Class 4 first team ... Posted 34 points, 11 rebounds and 5 assists vs. Ruskin ... Led team Grandview to a 24-5 record and conference, district and sectional titles ... Only player in school history to record 400 points, 100 rebounds and 100 assists in a season ... Competed on AAU circuit for Team Rush ... Honor roll student.

Personal: Born Jordan Ryan Lathon on 2/25/00 ... Son of Torran Sayles and Derrick Lathon ... Father played professionally in Mexico ... Chose Northwestern over Illinois, Iowa State, Wake Forest, Butler and Colorado ... Attends same high school as current Utah Jazz player Alec Burks.

Miller Kopp

F • 6-7 • 210

Houston, Texas/Houston Christian

High School: No. 98 recruit in the nation according to Rivals.com and No. 100 according to both 247Sports and ESPN.com ... Four-star recruit ... Averaged 24 points and 11 rebounds per game junior year ... All-Southwest Preparatory Conference selection ... Two-time team MVP and team captain ... Holds school records for points (44) and rebounds (19) in a game ... Competed on AAU circuit for Houston Defenders ... Under Armour first-team All-American ... Led UAA in scoring with an average of 20.2 points per game ... Previously played on Adidas circuit with Basketball University for three years ... Honor roll student ... Academic all-state.

Personal: Born Miller Dudley Kopp on 11/24/98 ... Son of Will and Deborah Kopp ... Father played tennis collegiately at Chattanooga ... Brother, Braden, plays football at Vanderbilt ... Grandfather played college football ... Chose Northwestern over Michigan, Vanderbilt, Georgetown, Texas A&M and Butler.

Pete Nance

F • 6-9 • 205

Akron, Ohio/Revere

High School: Rated No. 61 recruit in the nation by Rivals.com, No. 75 by 247Sports and No. 76 by ESPN.com ... Four-star recruit ... First team all-district ... First-team All-Suburban League ... Special mention all-state ... Varsity letter winner three years at Revere ... Team captain ... Averaged 17 points, 12 rebounds, 5 assists and 2 blocks per game as a junior ... Multi-tournament winner with AAU team Akron Bobcats.

Personal: Born Pete Lucas Nance on 2/19/00 ... Son of Larry and Jaynee Nance ... Father played 13 seasons in the NBA with the Phoenix Suns and Cleveland Cavaliers ... Brother, Larry Jr., drafted 27th overall to the Los Angeles Lakers and is playing in the NBA for his third season ... Competed against Northwestern recruit Miller Kopp ... Chose Northwestern over Ohio State and Michigan.

Ryan Young

C • 6-10 • 235

Stewartsville, N.J./Bethlehem (Pa.) Catholic

High School: First-team all-conference and second-team all-state junior year ... Averaged 14 points, 14 rebounds per game as a junior. ... Team captain ... 2017 District Champions with Bethlehem Catholic ... Captured six tournament championships with Jersey Shore Warriors ... Voted 2017 Hoop Group Spring Jam Fest MVP (17U) ... Earned high academic honors and was president of Business Club ... Also competed in golf, volleyball, football and lacrosse.

Personal: Born Ryan Patrick Young on 12/2/99 in Montreal, Quebec ... Son of Patrick and Tammy Young ... Father was a member of the crew team at Syracuse ... Mother played volleyball at Syracuse ... Canadian and American dual citizen ... Chose Northwestern over Maryland, Richmond, Princeton and Columbia.

QUICK FACTS

NORTHWESTERN UNIVERSITY

Location:Evanston, Ill.
 Founded:1851
 Enrollment:8,367
 President:Morton O. Schapiro
 Home Facility:Allstate Arena (16,500)
 Nickname:Wildcats
 Color:Purple
 Conference:Big Ten
 Director of Athletics:Jim Phillips
 Senior Woman Administrator:Janna Blais
 Faculty Athletics Rep.:Robert Gundlach

MEN'S BASKETBALL FACTS

Sullivan-Ubben Head Coach:Chris Collins
 Alma Mater, Year:Duke, '96
 Record at NU (Years):84-69 (5th yr.)
 Overall Record (Years):84-69 (5th yr.)
 Assistant Coach:Brian James
 Alma Mater, Year:Illinois State, '77
 Assistant Coach:Billy Donlon
 Alma Mater, Year:UNC Wilmington, '99
 Assistant Coach:Armon Gates
 Alma Mater, Year:Kent State, '06
 Director of Player DevelopmentA.J. Guyton
 Director of Operations:Chris Lauten
 Asst. Dir. of Operations:Tad Glibert
 Basketball Athletic Trainer:Jen Tymkew
 Sports Performance:Mike Schweigert
 Program AssistantJenifer Marr

2016-17 Overall Record:24-12
 Conference Record (Finish):10-8 (t-5th)
 Starters Returning/Lost:4/1
 Letterwinners Returning/Lost:10/2

ATHLETIC COMMUNICATIONS

Assoc. Dir./MBB ContactNick Brilowski
 Office Phone(847) 467-3831
 Cell Phone(847) 239-4127
 E-mailbrilowski@northwestern.edu
 Asst. Director/Sec. MBB ContactRay O'Connell
 Office Phone(847) 467-3418
 Cell Phone(773) 550-0128
 E-mailraymond.oconnell@northwestern.edu
 Official Web SiteNUSports.com
 Asst. AD for Athletic Comm.Paul Kennedy
 Dir. of Digital and Social Comm.Doug Meffley
 Associate DirectorKyle Kelley
 Assistant DirectorCarsten Parmenter
 Assistant DirectorPreston Michelson
 Sr. Exec. Director of Broadcast OpsRob Coons
 Program AssistantJocelyn Serranilla

BIG TEN STANDINGS

	BIG TEN		OVERALL	
Purdue	7-0	1.000	18-2	.900
Ohio State	7-0	1.000	16-4	.800
Michigan State	4-2	.667	16-3	.842
Indiana	4-2	.667	11-7	.611
Michigan	5-3	.625	16-5	.762
Nebraska	5-3	.625	14-7	.667
Maryland	4-4	.500	15-6	.714
Penn State	3-4	.429	13-7	.650
Minnesota	3-5	.375	14-7	.667
Wisconsin	2-4	.400	9-10	.474
Northwestern	2-5	.286	12-8	.600
Rutgers	2-5	.286	11-9	.550
Iowa	1-6	.143	10-10	.500
Illinois	0-6	.000	10-9	.526

* records through Jan. 18

SULLIVAN-UBBEN HEAD COACH CHRIS COLLINS

84-69 CAREER RECORD (FIFTH SEASON)



Chris Collins is in his fifth season at Northwestern. He was named the University's 24th head men's basketball coach on March 27, 2013.

In Collins' first four years at the helm, he has led Northwestern to an increased win total each season.

Collins guided the Wildcats to heights never before reached during the 2016-17 season. The unforgettable campaign saw Northwestern accumulate a school-record 24 wins while earning the program's first NCAA tournament berth and victory in school history.

NU captured the nation's attention with its outstanding start to the season. An 18-4 start, including a six-game winning streak in Big Ten Conference play — the program's first since 1933 — saw the team crack the top 25 of the AP poll on Jan. 30, the team's first national ranking in seven years. NU went on to record 10 wins in league play, its most since the 1932-33 campaign. Five of the victories came on the road, including a 66-59 triumph at No. 7/5 Wisconsin on Feb. 12.

The 'Cats picked up a pair of wins in the Big Ten tournament in Washington D.C., including defeating 25th-ranked Maryland in its own backyard, to give NU its first appearance in the conference tournament semifinal round in school history.

NU was rewarded with an NCAA tournament berth on Selection Sunday and the Wildcats earned a 68-66 victory over Vanderbilt in an opening-round contest in Salt Lake City. Northwestern pushed second-ranked and eventual national runner-up Gonzaga to the limits in the second round before eventually suffering a narrow loss.

The 'Cats placed two individuals on the All-Big Ten teams for the first time since 2012 as Bryant McIntosh was a unanimous second-team selection while Scottie Lindsey was recognized as a third-team pick of the league's coaches. In addition, Vic Law was named to the conference's five-member All-Defensive Team.

Collins' contributions to the program were rewarded by being named one of four national finalists for the Naismith Men's Coach of the Year award. Following the season, Collins agreed to a contract extension that runs through the 2024-25 campaign.

Collins came to Evanston after serving on the coaching staff at Duke since July 22, 2000. He was promoted to Associate Head Coach in the summer of 2008. During Collins' 13 seasons on the Blue Devils' staff, Duke posted an overall record of 385-77 while recording eight ACC tournament championships, four ACC regular season titles, eight in-season tournament titles and national championships in 2001 and 2010.

Collins worked primarily with backcourt players during his time at Duke and tutored All-Americans Jason Williams, Mike Dunleavy, Chris Duhon, J.J. Redick, Gerald Henderson, DeMarcus Nelson, Jon Scheyer, Nolan Smith and Austin Rivers, in addition to NBA draft picks Daniel Ewing, Kyrie Irving and Kyle Singler.

Before returning to his alma mater, Collins served as an assistant coach at Seton Hall for two years with Tommy Amaker. Prior to Seton Hall, Collins spent the 1997-98 season as an assistant with the WNBA's Detroit Shock.

As a player, Collins played professional basketball in Finland during the 1996-97 season, leading the league in scoring.

While attending Duke, Collins was a team captain as a senior and four-year letterman from 1993-96. He ranks 11th among Duke's all-time leaders in three-point field goals (209) and 10th in three-point field goal attempts (539). Collins averaged 9.1 points, 2.0 rebounds and 2.4 assists as a collegian. He earned second-team All-ACC honors as a senior.

Collins is the son of former NBA All-Star, Doug Collins, who is currently a senior advisor for the Chicago Bulls. A native of nearby Northbrook, Illinois, Collins is a 1996 graduate of Duke with a bachelor's degree in sociology.

Collins and his wife, Kim, have two children: Ryan and Kate.

Collins' Coaching Experience

Year	School/Team	Position
1997-98	Detroit Shock (WNBA)	Assistant Coach
1998-2000	Seton Hall	Assistant Coach
2000-08	Duke	Assistant Coach
2008-13	Duke	Associate Head Coach
2013-Present	Northwestern	Head Coach

Collins' Head Coaching Record Year-by-Year

Year	School	Record	Big Ten	Place	Postseason
2013-14	Northwestern	14-19	6-12	T-10th	—
2014-15	Northwestern	15-17	6-12	T-10th	—
2015-16	Northwestern	20-12	8-10	9th	—
2016-17	Northwestern	24-12	10-8	T-5th	NCAA 2nd Rd.
2017-18	Northwestern	11-9	2-5		
Totals	5 years	84-69	32-47		

2017-18 ROSTER

NUMERICAL ROSTER

No.	Name	Pos	Ht.	Wt.	Yr.	Hometown/Last School
4	Vic Law	F	6-7	200	R-Jr.	South Holland, Ill./St. Rita
5	Dererk Pardon	C	6-8	235	Jr.	Cleveland, Ohio/Villa Angela-St. Joseph
10	Charlie Hall	F	6-5	210	Jr.	Los Angeles, Calif./Crossroads
11	Anthony Gaines	G	6-4	205	Fy.	Kingston, N.Y./New Hampton School (N.H.)
12	Isiah Brown	G	6-2	190	So.	Lynnwood, Wash./Lakeside School
14	Rapolas Ivanauskas	F	6-9	230	R-Fy.	Barrington, Ill./Brewster Academy (N.H.)
20	Scottie Lindsey	G/F	6-5	210	Sr.	Hillside, Ill./Fenwick
21	A.J. Turner *	F	6-7	188	Jr.	Mt. Clemons, Mich./Boston College
23	Jordan Ash	G	6-3	200	Jr.	Bolingbrook, Ill./St. Joseph
25	Barret Benson	C	6-10	240	So.	Willowbrook, Ill./Hinsdale South
30	Bryant McIntosh	G	6-3	200	Sr.	Greensburg, Ind./Greensburg
33	Tino Malnati	G	6-3	190	R-Fy.	Northfield, Ill./New Trier
35	Aaron Falzon	F	6-8	225	R-So.	Newton, Mass./Northfield Mount Hermon
44	Gavin Skelly	F	6-8	235	Sr.	Westlake, Ohio/Westlake

ALPHABETICAL ROSTER

No.	Name	Pos	Ht.	Wt.	Yr.	Hometown/Last School
23	Ash, Jordan	G	6-3	200	Jr.	Bolingbrook, Ill./St. Joseph
25	Benson, Barret	C	6-10	240	So.	Willowbrook, Ill./Hinsdale South
12	Brown, Isiah	G	6-2	190	So.	Lynnwood, Wash./Lakeside School
35	Falzon, Aaron	F	6-8	225	R-So.	Newton, Mass./Northfield Mount Hermon
11	Gaines, Anthony	G	6-4	205	Fy.	Kingston, N.Y./New Hampton School (N.H.)
10	Hall, Charlie	F	6-5	210	Jr.	Los Angeles, Calif./Crossroads
14	Ivanauskas, Rapolas	F	6-9	230	R-Fy.	Barrington, Ill./Brewster Academy (N.H.)
4	Law, Vic	F	6-7	200	R-Jr.	South Holland, Ill./St. Rita
20	Lindsey, Scottie	G/F	6-5	210	Sr.	Hillside, Ill./Fenwick
33	Malnati, Tino	G	6-3	190	R-Fy.	Northfield, Ill./New Trier
30	McIntosh, Bryant	G	6-3	200	Sr.	Greensburg, Ind./Greensburg
5	Pardon, Dererk	C	6-8	235	Jr.	Cleveland, Ohio/Villa Angela-St. Joseph
44	Skelly, Gavin	F	6-8	235	Sr.	Westlake, Ohio/Westlake
21	Turner, A.J. *	F	6-7	188	Jr.	Mt. Clemons, Mich./Boston College

* Turner will sit out 2017-18 season due to NCAA transfer rules

Head Coach: Chris Collins

Assistant Coach: Brian James

Assistant Coach: Billy Donlon

Assistant Coach: Armon Gates

Director of Player Development: A.J. Guyton

Director of Operations: Chris Lauten

BY ELIGIBILITY

SENIORS (3)
 Scottie Lindsey
 Bryant McIntosh
 Gavin Skelly

JUNIORS (5)
 Jordan Ash
 Charlie Hall
 Vic Law
 Dererk Pardon
 A.J. Turner

SOPHOMORES (3)
 Barret Benson
 Isiah Brown
 Aaron Falzon

FIRST YEARS (3)
 Anthony Gaines
 Rapolas Ivanauskas
 Tino Malnati

BY STATE

CALIFORNIA (1)
 Charlie Hall

ILLINOIS (6)
 Jordan Ash
 Barret Benson
 Rapolas Ivanauskas
 Vic Law
 Scottie Lindsey
 Tino Malnati

INDIANA (1)
 Bryant McIntosh

MASSACHUSETTS (1)
 Aaron Falzon

MICHIGAN (1)
 A.J. Turner

NEW YORK (1)
 Anthony Gaines

OHIO (2)
 Dererk Pardon
 Gavin Skelly

WASHINGTON (1)
 Isiah Brown

PRONUNCIATION GUIDE

Aaron Falzon (35)fal-ZONE
 Rapolas Ivanauskas (14)..... EYE-van-ows-kiss
 Dererk Pardon (5)DARE-ick

NATIONAL RANKINGS (JAN. 15)

ASSOCIATED PRESS

1. Villanova (63)	16-1	1,623
2. Virginia (1)	16-1	1,527
3. Purdue (1)	17-2	1,411
4. Oklahoma	14-2	1,371
5. Duke	15-2	1,319
6. West Virginia	15-2	1,304
7. Wichita State	15-2	1,283
8. Texas Tech	15-2	1,276
9. Michigan State	16-3	1,062
10. Kansas	14-3	1,032
11. Xavier	16-3	928
12. Cincinnati	15-2	858
13. Gonzaga	16-3	829
14. Arizona	14-4	723
15. North Carolina	14-4	666
16. Arizona State	14-3	639
17. Auburn	16-1	523
18. Kentucky	14-3	487
19. Seton Hall	15-3	455
20. Clemson	15-2	444
21. Tennessee	12-4	358
22. Ohio State	15-4	276
23. Michigan	15-4	233
24. TCU	13-4	196
25. Miami	13-3	143

Others Receiving Votes: Creighton 56, Rhode Island 39, Florida State 25, Nevada 23, Saint Mary's 19, New Mexico State 4, Louisville 2, Florida 1.

USA TODAY COACHES POLL

1. Villanova (31)	16-1	798
2. Virginia	16-1	757
3. Purdue (1)	17-2	678
4. Wichita State	15-2	664
5. Duke	15-2	638
6. Oklahoma	14-2	632
7. West Virginia	15-2	624
8. Texas Tech	15-2	607
9. Michigan State	16-3	513
10. Kansas	14-3	501
11. Cincinnati	15-2	446
12. Xavier	16-3	442
13. Gonzaga	16-3	414
14. North Carolina	14-4	298
14. Arizona State	14-3	298
16. Kentucky	14-3	272
17. Arizona	14-4	271
18. Clemson	15-2	242
19. Seton Hall	15-3	239
20. Auburn	16-1	213
21. Tennessee	12-4	187
22. Ohio State	15-4	109
23. Miami	13-3	108
24. Michigan	15-4	107
25. TCU	13-4	103

Others Receiving Votes: Creighton 77, Saint Mary's 43, Florida State 34, Nevada 23, Notre Dame 18, Rhode Island 16, Boise State 7, UCLA 5, Florida 5, Baylor 4, New Mexico State 2, Oklahoma State 2, Middle Tennessee 2, Louisiana 1.

MEDIA INFORMATION

CREDENTIALS

Season and single-game credential requests for Northwestern men's basketball must be requested online at: <http://sportssystem.com/northwestern>

Phone requests will not be accepted. Reporters may not use a credential to cover the game for another newspaper, TV station, radio or internet site. Failure to comply will result in both agency's credentials being revoked for the entire season.

Credentials can be picked up at the Allstate Arena Ticket Office which is located across Lunt Avenue, north of the arena. Entrance to the arena is via the North VIP entrance off Lunt Avenue. Doors open to the media two hours prior to game time.

IN-SEASON INTERVIEWS

Interviews with Northwestern players and coaches are available to the media upon request throughout the season. To arrange an interview, please contact the athletic communications office at (847) 491-7503. Please place your request at least 24 hours in advance. Interview availability is 30 minutes prior to the start of practice. All pre-practice interviews with players should be concluded well before the start of practice. As a Northwestern policy, players are not permitted to participate in live radio or television call-in shows. **Player home telephone numbers will not be made available to media members.**

PRO SCOUTING PASSES

Scouts of professional teams wishing to attend Northwestern home games should contact Sarah Holmes, Northwestern's director of ticket operations, at (847) 491-4659 or at sarah.holmes@northwestern.edu.

PRACTICE SESSIONS

Media members may attend the first 15 minutes of practice—however, this is subject to change on a daily basis. In order that the Northwestern Athletic Communications Department may be of better service, media members should call ahead to confirm practice time, player and coach interview availability, and media access.

MEDIA ROOM

The media room in Allstate Arena is located between sections 106 and 107 atop the lower seating bowl and is accessible via the concourse. The room will be open approximately two hours prior to tipoff. Game notes and flipcards will be made available. Soda, water and a light meal will be provided to working media only. The postgame press conference will be held in that same room.

PARKING

For the 2017-18 season, all media parking will be handled via a parking list. No physical passes will be issued. Media members who would like their name added to the parking list for a particular contest can do so via the online credential application or can contact Nick Brilowski. Press parking is located in the lot north of Allstate Arena and west of the Allstate Arena Ticket Office. The entrance to the parking area is on Chestnut Street.

PRESS RELEASES AND GAME NOTES

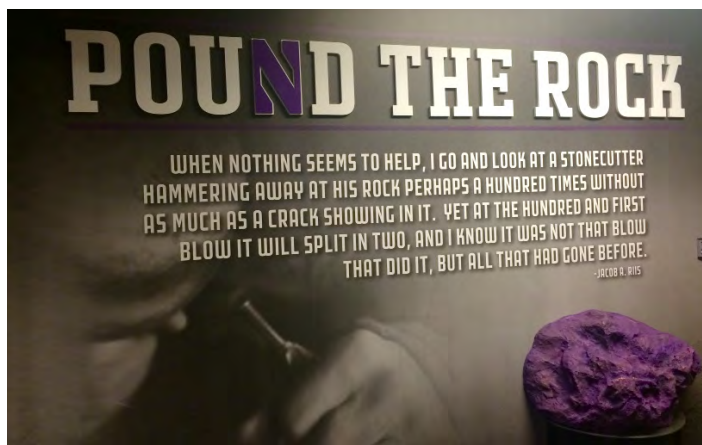
The Northwestern men's basketball game notes, along with statistics and other up-to-date information, can be found at NUsports.com in PDF format. If you wish to receive the PDF release via e-mail, please sign up via the Big Ten Conference's distribution system at office.bigten.org/media.

"POUND THE ROCK" IS WILDCATS' MANTRA

Since head coach Chris Collins arrived in April 2013, the Wildcats have adopted the mantra of "Pound The Rock." It's based on the quote "The Stonecutter's Credo" by Jacob A. Riis. The quote reads:

"When nothing seems to help, I go look at a stonecutter hammering away at his rock perhaps a hundred times without as much as a crack showing in it. Yet at the hundred and first blow it will split in two, and I know it was not that blow that did it, but all that had gone before."

The mantra is one that also has been adopted by the NBA's San Antonio Spurs.



WELSH-RYAN ARENA RENOVATION

Immediately following the completion of the 2016-17 season, Welsh-Ryan Arena began to undergo a complete renovation that will close off the facility until the fall of 2018.

The project is estimated at a cost of \$110 million. A leadership gift from Patrick G. and Shirley W. Ryan, along with a \$10 million gift from Stephen R. and Susan K. Wilson, donations from other loyal Northwestern benefactors and the existing athletics maintenance and equipment budget, will fund the project.

The project, part of the 2010 master athletics facilities plan recommendation, will entail a complete renovation of Welsh-Ryan Arena and McGaw Memorial Hall, including:

- New seating throughout the arena, with chair-back seats replacing existing wood bleachers
- Wider, more accessible concourses with improved lighting
- Improved accessibility for the mobility-impaired, with five new elevators replacing the existing one
- New and expanded restrooms, as well as the addition of accessible family restrooms
- New concession areas with twice as many point-of-sale stations for increased efficiency, along with new food and drink offerings
- State-of-the-art lighting, audio and video capabilities in the arena
- Premium seating areas and expansion of the N-Club, which provides space for pre- and post-game events, by more than 400 percent
- Expansion of the building lobby by nearly 50 percent
- A new ticket office
- New locker rooms for men's basketball, women's basketball and volleyball

Northwestern's men's basketball program has announced plans to play its home games at Allstate Arena in Rosemont, Illinois, during the 2017-18 campaign.

The renovation of Welsh-Ryan Arena also will include a state-of-

the-art practice facility for basketball, volleyball and other Wildcats programs, the University announced Feb. 7. The enhancement is possible thanks in large part to a gift of up to \$20 million from University trustee and alumnus Howard J. Trienens. In recognition of his continuing generosity, the facility will be named the Trienens Performance Center.

The Trienens Performance Center will feature a fieldhouse with three courts constructed inside the existing Trienens Hall, adjacent to Welsh-Ryan Arena. The facility will allow for construction of larger team locker rooms inside the Arena for men's basketball, women's basketball and volleyball. It also will include:


- Best-in-class athletic training and rehabilitation amenities
- Ultramodern strength and conditioning facilities
- Team meeting rooms with advanced teaching technologies
- Expanded performance nutrition hub
- Offices for men's and women's basketball
- Staff locker rooms



Artist's rendering of the Trienens Performance Center



Artist's rendering of the renovated Welsh-Ryan Arena



Artist's rendering of new basketball locker room

2017-18 SCHEDULE

DATE	OPPONENT	TIME/RESULT	RECORD/TV	NU High Scorer	NU High Rebounder	NU High Assists	Attend.
Nov. 10	Loyola (Md.)	W, 79-75	1-0, 0-0	26, Lindsey	9, Lindsey	7, McIntosh	6,013
Nov. 13	St. Peter's X	W, 75-66	2-0, 0-0	17, McIntosh	7, Law/McIntosh	6, Lindsey	5,101
Nov. 15	Creighton ★	L, 92-88	2-1, 0-0	30, Law	6, Skelly	9, McIntosh	6,384
Nov. 18	vs. La Salle X	W, 82-74	3-1, 0-0	21, McIntosh	8, Law	7, McIntosh	—
Nov. 19	vs. Texas Tech X	L, 85-49	3-2, 0-0	20, Lindsey	4, Law	3, McIntosh	—
Nov. 24	Sacred Heart X	W, 81-50	4-2, 0-0	19, Lindsey	6, Lindsey/Pardon	6, McIntosh	5,216
Nov. 28	at Georgia Tech ❖	L, 52-51	4-3, 0-0	18, McIntosh	12, Pardon	5, McIntosh	5,562
Dec. 1	Illinois *	W, 72-68 (OT)	5-3, 1-0	22, Lindsey	7, Law	6, McIntosh	10,017
Dec. 3	at Purdue *	L, 74-69	5-4, 1-1	20, Pardon	10, Law	5, McIntosh	14,360
Dec. 11	Chicago State	W, 96-31	6-4, 1-1	18, Law	8, Pardon	7, McIntosh	5,007
Dec. 14	Valparaiso	W, 84-50	7-4, 1-1	18, Law	10, Skelly	5, McIntosh	5,299
Dec. 16	at DePaul	W, 62-60	8-4, 1-1	25, Lindsey	8, Lindsey	7, McIntosh	7,001
Dec. 19	Lewis	W, 85-48	9-4, 1-1	24, McIntosh	6, Gaines	7, McIntosh	5,126
Dec. 22	at #17/17 Oklahoma	L, 104-78	9-5, 1-1	17, Pardon	9, Pardon	3, Benson/Lindsey	11,259
Dec. 30	Brown	W, 97-73	10-5, 1-1	18, Pardon	8, Pardon	3, four players	6,006
Jan. 2	Nebraska *	L, 70-55	10-6, 1-2	17, Pardon	15, Pardon	4, Lindsey	5,443
Jan. 5	at Penn State *	L, 78-63	10-7, 1-3	18, McIntosh	6, Law	5, Law	4,682
Jan. 10	Minnesota *	W, 83-60	11-7, 2-3	22, Lindsey	12, Pardon	16, McIntosh	5,514
Jan. 14	at Indiana *	L, 66-46	11-8, 2-4	9, Brown/Law	8, Pardon	3, Law	17,222
Jan. 17	#22/22 Ohio State *	L, 71-65	11-9, 2-5	14, Law	10, Pardon	5, McIntosh	6,018
Jan. 20	Penn State *	1 p.m.	BTN				
Jan. 23	at Minnesota *	8 p.m.	BTN				
Jan. 29	at Michigan *	6 p.m.	FS1				
Feb. 1	at Wisconsin *	7:30 p.m.	FS1				
Feb. 6	Michigan *	6 p.m.	BTN				
Feb. 10	at Maryland *	11 a.m.	ESPN/ESPN2				
Feb. 13	at Rutgers *	8 p.m.	BTN				
Feb. 17	Michigan State *	1 p.m.	FOX				
Feb. 19	Maryland *	6 p.m.	FS1				
Feb. 22	Wisconsin *	6 p.m.	ESPN/ESPN2				
Feb. 25	at Iowa *	6:30 p.m.	BTN				
Feb. 29-March 4	Big Ten Tournament	TBD	TBD				

X Basketball Hall of Fame Tip-Off Tournament

★ Gavitt Games

❖ Big Ten/ACC Challenge

* Big Ten game

All times Central

Home games in **bold**

2017-18 OVERALL STATISTICS

2017-18 Northwestern Basketball
Northwestern Combined Team Statistics (as of Jan 17, 2018)
All games

RECORD:	OVERALL	HOME	AWAY	NEUTRAL
ALL GAMES	11-9	9-3	1-5	1-1
CONFERENCE	2-5	2-2	0-3	0-0
NON-CONFERENCE	9-4	7-1	1-2	1-1

#	Player	gp-gs	min	avg	Total			3-Point		F-Throw		Rebounds			pf	dq	a	to	blk	stl	pts	avg		
					fg-fga	fg%	3fg-fga	3fg%	ft-fa	ft%	off	def	tot	avg										
20	Scottie Lindsey	20-19	599	30.0	97-254	.382	44-138	.319	41-51	.804	11	60	71	3.6	49	0	37	29	13	12	279	14.0		
30	Bryant McIntosh	19-19	616	32.4	89-229	.389	31-87	.356	36-38	.947	11	39	50	2.6	28	0	109	43	3	11	245	12.9		
4	Vic Law	18-18	535	29.7	75-172	.436	34-85	.400	38-44	.864	24	74	98	5.4	52	1	37	27	10	20	222	12.3		
05	Dererk Pardon	20-20	588	29.4	89-146	.610	0-1	.000	54-85	.635	62	82	144	7.2	62	2	25	32	39	11	232	11.6		
35	Aaron Falzon	16-9	257	16.1	34-86	.395	27-67	.403	17-20	.850	4	26	30	1.9	25	2	10	14	3	4	112	7.0		
44	Gavin Skelly	20-11	438	21.9	47-94	.500	19-38	.500	24-34	.706	24	59	83	4.2	53	2	22	34	15	17	137	6.9		
12	Isiah Brown	18-0	187	10.4	24-52	.462	5-15	.333	23-26	.885	4	14	18	1.0	25	1	21	17	0	6	76	4.2		
11	Anthony Gaines	20-0	312	15.6	23-64	.359	3-17	.176	27-35	.771	16	32	48	2.4	29	1	16	15	2	13	76	3.8		
23	Jordan Ash	20-4	274	13.7	15-44	.341	9-30	.300	3-4	.750	2	24	26	1.3	20	0	17	11	0	13	42	2.1		
25	Barret Benson	20-0	185	9.3	11-23	.478	0-1	.000	14-28	.500	12	28	40	2.0	44	2	7	14	11	3	36	1.8		
10	Charlie Hall	4-0	12	3.0	0-2	.000	0-2	.000	1-3	.333	0	1	1	0.3	0	0	0	0	2	0	1	0.3		
33	Tino Malnati	5-0	11	2.2	0-4	.000	0-1	.000	0-0	.000	0	2	2	0.4	0	0	1	1	0	1	0	0.0		
14	Rapolas Ivanauskas	3-0	11	3.7	0-2	.000	0-0	.000	0-0	.000	0	3	3	1.0	5	0	0	0	0	0	0	0.0		
Team											31	36	67											
Total.....		20	4025		504-1172	.430	172-482	.357	278-368	.755	201	480	681	34.0	392	11	302	242	98	111	1458	72.9		
Opponents.....		20	4026		459-1046	.439	133-367	.362	296-425	.696	163	497	660	33.0	371	-	272	285	66	118	1347	67.3		

TEAM STATISTICS	NU	OPP	Date	Opponent	Score	Att.
SCORING	1458	1347	11/10/17	LOYOLA (MD.)	w 79-75	6013
Points per game	72.9	67.3	11/13/17	SAINT PETER'S	w 75-66	5101
Scoring margin	+5.6	-	11/15/17	CREIGHTON	L 88-92	6384
FIELD GOALS-ATT	504-1172	459-1046	11/18/17	vs La Salle	w 82-74	0
Field goal pct	.430	.439	11/19/17	vs Texas Tech	L 49-85	0
3 POINT FG-ATT	172-482	133-367	11/24/17	SACRED HEART	w 81-50	5216
3-point FG pct	.357	.362	11/28/17	at Georgia Tech	L 51-52	5562
3-pt FG made per game	8.6	6.7	* 12/01/17	ILLINOIS	wot 72-68	10017
FREE THROWS-ATT	278-368	296-425	* 12/03/17	at Purdue	L 69-74	14360
Free throw pct	.755	.696	12/11/17	CHICAGO STATE	w 96-31	5007
F-Throws made per game	13.9	14.8	12/14/17	VALPARAISO	w 84-50	5299
REBOUNDS	681	660	12/16/17	at DePaul	w 62-60	7001
Rebounds per game	34.0	33.0	12/19/17	LEWIS	w 85-48	5126
Rebounding margin	+1.1	-	12/22/17	at Oklahoma	L 78-104	11259
ASSISTS	302	272	12/30/17	BROWN	w 95-73	6006
Assists per game	15.1	13.6	* 01/02/18	NEBRASKA	L 55-70	5443
TURNOVERS	242	285	* 01/05/18	at Penn State	L 63-78	4682
Turnovers per game	12.1	14.3	* 01/10/18	MINNESOTA	w 83-60	5514
Turnover margin	+2.2	-	* 01/14/18	at Indiana	L 46-66	17222
Assist/turnover ratio	1.2	1.0	* 01/17/18	OHIO STATE	L 65-71	6018
STEALS	111	118				
Steals per game	5.6	5.9	* = Conference game			
BLOCKS	98	66				
Blocks per game	4.9	3.3				
ATTENDANCE	71144	60086				
Home games-Avg/Game	12-5929	6-10014				
Neutral site-Avg/Game	-	2-0				

Score by Periods	1st	2nd	OT	Totals
Northwestern	719	730	9	1458
Opponents	631	711	5	1347

2017-18 BIG TEN STATISTICS

2017-18 Northwestern Basketball
Northwestern Combined Team Statistics (as of Jan 17, 2018)
Conference games only

RECORD:	OVERALL	HOME	AWAY	NEUTRAL
ALL GAMES	2-5	2-2	0-3	0-0
CONFERENCE	2-5	2-2	0-3	0-0
NON-CONFERENCE	0-0	0-0	0-0	0-0

#	Player	gp-gs	min	avg	Total		3-Point		F-Throw		Rebounds				pf	dq	a	to	blk	stl	pts	avg
					fg-fga	fg%	3fg-fga	3fg%	ft-fta	ft%	off	def	tot	avg								
20	Scottie Lindsey	7-6	237	33.9	36-107	.336	13-49	.265	12-13	.923	4	16	20	2.9	17	0	10	19	8	4	97	13.9
05	Dererk Pardon	7-7	242	34.6	31-55	.564	0-0	.000	15-24	.625	25	36	61	8.7	23	2	14	6	22	5	77	11.0
30	Bryant McIntosh	6-6	208	34.7	23-71	.324	10-28	.357	9-11	.818	4	14	18	3.0	8	0	38	18	1	4	65	10.8
04	Vic Law	7-7	228	32.6	27-70	.386	11-35	.314	10-11	.909	12	38	50	7.1	21	1	19	11	1	10	75	10.7
35	Aaron Falzon	6-4	96	16.0	11-30	.367	9-22	.409	10-11	.909	1	13	14	2.3	14	2	2	7	0	1	41	6.8
44	Gavin Skelly	7-3	143	20.4	15-38	.395	6-15	.400	2-4	.500	10	16	26	3.7	21	1	7	11	3	5	38	5.4
12	Isiah Brown	5-0	48	9.6	10-19	.526	3-5	.600	4-5	.800	2	3	5	1.0	7	0	4	2	0	2	27	5.4
11	Anthony Gaines	7-0	87	12.4	5-15	.333	2-6	.333	6-9	.667	4	6	10	1.4	10	0	3	2	1	5	18	2.6
23	Jordan Ash	7-2	92	13.1	4-11	.364	3-8	.375	0-0	.000	0	10	10	1.4	6	0	3	7	0	3	11	1.6
25	Barret Benson	7-0	44	6.3	2-3	.667	0-0	.000	0-4	.000	3	4	7	1.0	11	0	3	5	0	0	4	0.6
33	Tino Malnati	1-0	0	0.0	0-0	.000	0-0	.000	0-0	.000	0	0	0	0.0	0	0	0	0	0	0	0	0.0
Team											11	10	21									
Total.....		7	1425		164-419	.391	57-168	.339	68-92	.739	76	166	242	34.6	138	6	103	88	36	39	453	64.7
Opponents.....		7	1426		168-379	.443	41-129	.318	110-151	.728	64	184	248	35.4	105	-	100	84	37	48	487	69.6

TEAM STATISTICS	NU	OPP	Date	Opponent	Score	Att.
SCORING	453	487	* 12/01/17	ILLINOIS	Wot 72-68	10017
Points per game	64.7	69.6	* 12/03/17	at Purdue	L 69-74	14360
Scoring margin	-4.9	-	* 01/02/18	NEBRASKA	L 55-70	5443
FIELD GOALS-ATT	164-419	168-379	* 01/05/18	at Penn State	L 63-78	4682
Field goal pct	.391	.443	* 01/10/18	MINNESOTA	W 83-60	5514
3 POINT FG-ATT	57-168	41-129	* 01/14/18	at Indiana	L 46-66	17222
3-point FG pct	.339	.318	* 01/17/18	OHIO STATE	L 65-71	6018
3-pt FG made per game	8.1	5.9	* = Conference game			
FREE THROWS-ATT	68-92	110-151				
Free throw pct	.739	.728				
F-Throws made per game	9.7	15.7				
REBOUNDS	242	248				
Rebounds per game	34.6	35.4				
Rebounding margin	-0.9	-				
ASSISTS	103	100				
Assists per game	14.7	14.3				
TURNOVERS	88	84				
Turnovers per game	12.6	12.0				
Turnover margin	-0.6	-				
Assist/turnover ratio	1.2	1.2				
STEALS	39	48				
Steals per game	5.6	6.9				
BLOCKS	36	37				
Blocks per game	5.1	5.3				
ATTENDANCE	26992	36264				
Home games-Avg/Game	4-6748	3-12088				
Neutral site-Avg/Game	-	0-0				

Score by Periods	1st	2nd	OT	Totals
Northwestern	216	228	9	453
Opponents	213	269	5	487

2017-18 GAME HIGHS AND LOWS

NORTHWESTERN HIGHS

POINTS	96	Chicago State (12/11/17)
FIELD GOALS MADE	33	Brown (12/30/17)
	32	vs. La Salle (11/18/17)
FIELD GOAL ATTEMPTS	67	Creighton (11/15/17)
FIELD GOAL PERCENTAGE	.561 (32-57)	vs. La Salle (11/18/17)
3 PT FIELD GOALS MADE	12	four times
3 PT FG ATTEMPTS	31	Lewis (12/19/17)
3 PT FG PERCENTAGE	.571 (12-21)	vs. La Salle (11/18/17)
FREE THROWS MADE	30	Chicago State (12/11/17)
FREE THROW ATTEMPTS	37	Chicago State (12/11/17)
	37	Loyola (Md.) (11/10/17)
FREE THROW PERCENTAGE	1.000 (9-9)	at Indiana (1/14/18)
REBOUNDS	45	Minnesota (1/10/18)
ASSISTS	21	Minnesota (1/10/18)
	21	Lewis (12/19/17)
STEALS	10	Chicago State (12/11/17)
BLOCKED SHOTS	12	Loyola (Md.) (11/10/17)
TURNOVERS	18	at DePaul (12/16/17)
FOULS	28	Illinois (12/1/17)

NORTHWESTERN LOWS

POINTS	46	at Indiana (1/14/18)
FIELD GOALS MADE	12	vs. Texas Tech (11/19/17)
FIELD GOAL ATTEMPTS	45	vs. Texas Tech (11/19/17)
FIELD GOAL PERCENTAGE	.267 (12-45)	vs. Texas Tech (11/19/17)
3 PT FIELD GOALS MADE	5	at Georgia Tech (11/28/17)
	5	Loyola (Md.) (11/10/17)
3 PT FG ATTEMPTS	16	Brown (12/30/17)
	16	Saint Peter's (11/13/17)
3 PT FG PERCENTAGE	.217 (5-23)	at Georgia Tech (11/28/17)
FREE THROWS MADE	3	at DePaul (12/16/17)
	3	at Purdue (12/3/17)
FREE THROW ATTEMPTS	5	three times
FREE THROW PERCENTAGE	.500 (5-10)	Ohio State (1/17/18)
REBOUNDS	24	vs. Texas Tech (11/19/17)
ASSISTS	6	vs. Texas Tech (11/19/17)
STEALS	1	vs. La Salle (11/18/17)
BLOCKED SHOTS	0	vs. Texas Tech (11/19/17)
TURNOVERS	6	at Georgia Tech (11/28/17)
	6	Creighton (11/15/17)
FOULS	14	Ohio State (1/17/18)

NORTHWESTERN INDIVIDUAL HIGHS

POINTS	30	Vic Law vs. Creighton (11/15/17)
FIELD GOALS MADE	11	Vic Law vs. Creighton (11/15/17)
	11	Bryant McIntosh vs. Creighton (11/15/17)
FIELD GOAL ATTEMPTS	20	Scottie Lindsey vs. Loyola (Md.) (11/10/17)
	20	Bryant McIntosh vs. Creighton (11/15/17)
FIELD GOAL PCT (min. 5 made)	1.000 (5-5)	Gavin Skelly vs. Lewis (12/19/17)
3 PT FIELD GOALS MADE	7	Scottie Lindsey at DePaul (12/16/17)
3 PT FG ATTEMPTS	13	Scottie Lindsey at DePaul (12/16/17)
3 PT FG PCT (min. 3 made)	.833 (5-6)	Bryant McIntosh vs. La Salle (11/18/17)
FREE THROWS MADE	8	Bryant McIntosh vs. Loyola (Md.) (11/10/17)
FREE THROW ATTEMPTS	10	Dererk Pardon vs. Loyola (Md.) (11/10/17)
FT PERCENTAGE (min. 4 made)	1.000 (8-8)	Bryant McIntosh vs. Loyola (Md.) (11/10/17)
REBOUNDS	15	Dererk Pardon vs. Nebraska (1/2/18)
ASSISTS	16	Bryant McIntosh vs. Minnesota (1/10/18)
STEALS	3	seven times
BLOCKED SHOTS	6	Dererk Pardon vs. Minnesota (1/10/18)

OPPONENT HIGHS

POINTS	104	at Oklahoma (12/22/17)
FIELD GOALS MADE	35	Creighton (11/15/17)
FIELD GOAL ATTEMPTS	68	Creighton (11/15/17)
FIELD GOAL PERCENTAGE	.611 (33-54)	at Oklahoma (12/22/17)
3 PT FIELD GOALS MADE	17	at Oklahoma (12/22/17)
3 PT FG ATTEMPTS	28	at Oklahoma (12/22/17)
3 PT FG PERCENTAGE	.607 (17-28)	at Oklahoma (12/22/17)
FREE THROWS MADE	21	at Oklahoma (12/22/17)
	21	Illinois (12/1/17)
FREE THROW ATTEMPTS	29	Loyola (Md.) (11/10/17)
FREE THROW PERCENTAGE	.882 (15-17)	Nebraska (1/2/18)
REBOUNDS	44	Loyola (Md.) (11/10/17)
ASSISTS	22	at Oklahoma (12/22/17)
STEALS	11	vs. Texas Tech (11/19/17)
BLOCKED SHOTS	14	Nebraska (1/2/18)
TURNOVERS	25	Chicago State (12/11/17)
FOULS	30	Loyola (Md.) (11/10/17)

OPPONENT LOWS

POINTS	31	Chicago State (12/11/17)
FIELD GOALS MADE	8	Chicago State (12/11/17)
FIELD GOAL ATTEMPTS	39	Valparaiso (12/14/17)
FIELD GOAL PERCENTAGE	.200 (8-40)	Chicago State (12/11/17)
3 PT FIELD GOALS MADE	1	Chicago State (12/11/17)
3 PT FG ATTEMPTS	6	Chicago State (12/11/17)
3 PT FG PERCENTAGE	.167 (1-6)	Chicago State (12/11/17)
	.167 (3-18)	Illinois (12/1/17)
FREE THROWS MADE	9	at DePaul (12/16/17)
FREE THROW ATTEMPTS	15	Saint Peter's (11/13/17)
FREE THROW PERCENTAGE	.375 (9-24)	at DePaul (12/16/17)
REBOUNDS	16	Saint Peter's (11/13/17)
ASSISTS	5	Chicago State (12/11/17)
STEALS	1	Lewis (12/19/17)
	1	Creighton (11/17/17)
BLOCKED SHOTS	0	three times
TURNOVERS	7	at Purdue (12/3/17)
FOULS	9	at Purdue (12/3/17)

OPPONENT INDIVIDUAL HIGHS

POINTS	33	Max Strus at DePaul (12/16/17)
FIELD GOALS MADE	14	Lamar Stevens at Penn State (1/5/18)
FIELD GOAL ATTEMPTS	19	Lamar Stevens at Penn State (1/5/18)
	19	Max Strus at DePaul (12/16/17)
FIELD GOAL PCT (min. 5 made)	1.000 (5-5)	Micah Potter vs. Ohio State (1/17/18)
	1.000 (5-5)	Zach Smith vs. Texas Tech (11/19/17)
3 PT FIELD GOALS MADE	8	Trae Young at Oklahoma (12/22/17)
3 PT FG ATTEMPTS	13	Trae Young at Oklahoma (12/22/17)
3 PT FG PCT (min. 3 made)	.833 (5-6)	Christian James at Oklahoma (12/22/17)
FREE THROWS MADE	10	Isaac Haas at Purdue (12/3/17)
FREE THROW ATTEMPTS	14	Isaac Haas at Purdue (12/3/17)
FT PERCENTAGE (min. 4 made)	1.000 (7-7)	Ben Lammers at Georgia Tech (11/28/17)
REBOUNDS	17	Mike Watkins at Penn State (1/5/18)
ASSISTS	12	Trae Young at Oklahoma (12/22/17)
STEALS	5	Devonte Green at Indiana (1/14/18)
BLOCKED SHOTS	4	Mike Watkins at Penn State (1/5/18)
	4	Matt Haarms at Purdue (12/3/17)

2017-18 GAME-BY-GAME STATISTICS

Team	NU Starters	FG-A	Pct.	3FG-A	Pct.	FT-A	Pct.	Reb.	A	TO	B	S	PF	1st	2nd	OT	F
Northwestern	McIntosh, Law, Lindsey,	25-61	.410	5-21	.238	24-37	.649	41	13	15	12	5	25	37	42	-	79
Loyola (Md.)	Skelly, Pardon	24-59	.407	8-17	.471	19-29	.655	44	14	18	2	6	30	24	51	-	75
Northwestern	McIntosh, Law, Lindsey,	23-47	.489	6-16	.375	23-24	.958	34	15	17	4	2	17	32	43	-	75
Saint Peter's	Skelly, Pardon	22-49	.449	10-26	.385	12-15	.800	16	18	10	3	10	20	25	41	-	66
Northwestern	McIntosh, Law, Lindsey,	32-67	.478	12-28	.429	12-19	.632	32	16	6	7	3	19	43	45	-	88
Creighton	Skelly, Pardon	35-68	.515	8-16	.500	14-16	.875	38	19	9	3	1	17	51	41	-	92
Northwestern	McIntosh, Law, Lindsey,	32-57	.561	12-21	.571	6-6	1.000	33	15	14	7	1	18	46	36	-	82
vs. La Salle	Skelly, Pardon	29-60	.483	5-21	.238	11-18	.611	27	8	8	2	9	12	24	50	-	74
Northwestern	McIntosh, Law, Lindsey,	12-45	.267	6-23	.261	19-27	.704	24	6	17	0	5	18	25	24	-	49
vs. Texas Tech	Skelly, Pardon	29-48	.483	10-19	.526	17-21	.810	35	14	16	3	11	24	41	44	-	85
Northwestern	McIntosh, Law, Lindsey,	27-57	.474	9-27	.333	18-21	.857	29	19	10	2	9	15	43	38	-	81
Sacred Heart	Skelly, Pardon	18-42	.429	4-16	.250	10-21	.476	29	16	23	0	5	20	31	19	-	50
Northwestern	McIntosh, Law, Lindsey,	21-58	.362	5-23	.217	4-5	.800	29	10	6	1	6	17	22	29	-	51
at Georgia Tech	Skelly, Pardon	16-43	.372	4-14	.286	16-20	.800	35	14	15	4	4	10	28	24	-	52
Northwestern	McIntosh, Law, Ash,	23-59	.390	8-23	.348	18-21	.857	32	13	17	4	8	28	32	32	9	72
Illinois	Falzon, Pardon	22-53	.415	3-18	.167	21-26	.808	36	8	19	0	8	23	36	27	5	68
Northwestern	McIntosh, Law, Lindsey,	30-63	.476	6-20	.300	3-5	.600	33	17	7	4	5	18	33	36	-	69
at Purdue	Falzon, Pardon	26-53	.491	6-18	.333	16-24	.667	33	15	7	5	2	9	33	41	-	74
Northwestern	McIntosh, Law, Lindsey,	27-55	.491	12-30	.400	30-37	.811	37	20	10	5	10	20	55	41	-	96
Chicago State	Falzon, Pardon	8-40	.200	1-6	.167	14-20	.700	29	5	25	0	3	29	8	23	-	31
Northwestern	McIntosh, Law, Lindsey,	28-61	.459	12-22	.545	16-21	.762	34	19	7	5	9	17	43	41	-	84
Valparaiso	Falzon, Pardon	15-39	.385	7-17	.412	13-23	.565	29	8	21	4	4	23	26	24	-	50
Northwestern	McIntosh, Law, Lindsey,	24-60	.400	11-28	.393	3-5	.600	41	13	18	4	5	25	28	34	-	62
at DePaul	Falzon, Pardon	22-53	.415	7-20	.350	9-24	.375	37	11	15	2	6	15	33	27	-	60
Northwestern	McIntosh, Ash, Lindsey,	27-59	.458	11-31	.355	20-27	.741	39	21	11	5	7	22	49	36	-	85
Lewis	Falzon, Pardon	15-48	.313	3-17	.176	15-21	.714	29	11	17	3	1	26	22	26	-	48
Northwestern	McIntosh, Ash, Lindsey,	29-65	.446	8-28	.286	12-19	.632	32	13	14	1	3	23	38	40	-	78
at Oklahoma	Falzon, Pardon	33-54	.611	17-28	.607	21-27	.778	32	22	13	2	6	18	68	36	-	104
Northwestern	McIntosh, Law, Lindsey,	33-61	.541	6-16	.375	23-28	.821	34	19	9	9	7	18	42	53	-	95
Brown	Skelly, Pardon	25-64	.391	8-21	.381	15-19	.789	32	12	11	1	4	22	37	36	-	73
Northwestern	Ash, Law, Lindsey,	19-65	.292	6-21	.286	11-16	.688	42	14	11	6	3	17	30	25	-	55
Nebraska	Skelly, Pardon	24-55	.436	7-16	.438	15-17	.882	36	14	10	14	7	17	25	45	-	70
Northwestern	McIntosh, Law, Lindsey,	23-62	.371	11-28	.393	6-6	1.000	27	11	15	2	8	21	34	29	-	63
at Penn State	Skelly, Pardon	30-55	.545	3-13	.231	15-23	.652	40	15	16	8	9	11	41	37	-	78
Northwestern	McIntosh, Law, Lindsey,	28-56	.500	11-24	.458	16-25	.640	45	21	11	9	4	20	43	40	-	83
Minnesota	Falzon, Pardon	17-55	.309	8-24	.333	18-22	.818	26	14	9	3	6	18	21	39	-	60
Northwestern	McIntosh, Law, Lindsey,	15-56	.268	7-25	.280	9-9	1.000	38	8	17	5	6	20	19	27	-	46
at Indiana	Falzon, Pardon	23-53	.434	8-23	.348	12-22	.545	39	17	11	4	9	14	24	42	-	66
Northwestern	McIntosh, Law, Lindsey,	26-58	.448	8-27	.296	5-10	.500	25	19	10	6	6	14	25	40	-	65
Ohio State	Skelly, Pardon	26-55	.473	6-17	.353	13-17	.765	38	17	12	3	7	13	33	38	-	71

MISCELLANEOUS STATISTICS

CURRENT PLAYERS ON NU CAREER LISTS

POINTS

1. John Shurna, 2009-12.....	2,038
2. Drew Crawford, 2010-14.....	1,920
3. Billy McKinney, 1974-77.....	1,900
4. Evan Eschmeyer, 1995-99.....	1,805
5. Michael Thompson, 2008-11.....	1,689
6. Bryant McIntosh, 2015-present.....	1,586

ASSISTS

1. Bryant McIntosh, 2015-present.....	660
2. Michael Thompson, 2008-11.....	528
3. Patrick Baldwin, 1991-94.....	452

GAMES STARTED

1. Drew Crawford, 2010-14.....	142
2. Michael Thompson, 2008-11.....	129
3. John Shurna, 2009-12.....	128
4. Sanjay Lumpkin, 2013-17.....	126
5. Bryant McIntosh, 2015-present.....	117
Jitim Young, 2001-04.....	117

BLOCKED SHOTS

1. Alex Olah, 2013-16.....	181
2. John Shurna, 2009-12.....	136
3. Kevin Rankin, 1991-94.....	133
4. Evan Eschmeyer, 1995-99.....	132
5. Dererk Pardon, 2016-present.....	101
Tavaras Hardy, 1999-2002.....	101
7. Drew Crawford, 2010-14.....	98
8. Aaron Jennings, 2000-03.....	90
9. Gavin Skelly, 2015-present.....	88

THREE-POINT FG PERCENTAGE

1. Todd Leslie, 1989-94.....	446
Rex Walters, 1989-90.....	446
3. Sean Wink, 1997-99.....	423
4. Nathan Taphorn, 2014-17.....	414
5. Michael Thompson, 2008-11.....	409
6. Jeff Grose, 1986-89.....	402
7. John Shurna, 2009-12.....	401
8. Kevin Coble, 2007-09.....	391
9. Vic Law, 2015-pres.....	388

FIELD GOALS

1. Billy McKinney, 1974-77.....	768
2. John Shurna, 2009-12.....	704
3. Drew Crawford, 2010-14.....	687
4. Jim Stack, 1979-83.....	623
5. Evan Eschmeyer, 1995-99.....	621
6. Bryant McIntosh, 2015-present.....	583

FIELD GOAL ATTEMPTS

1. Billy McKinney, 1974-77.....	1,645
2. Drew Crawford, 2010-14.....	1,575
3. John Shurna, 2009-12.....	1,509
4. Bryant McIntosh, 2015-present.....	1,421

THREE-POINT FIELD GOALS

1. Craig Moore, 2006-09.....	320
2. Michael Thompson, 2007-11.....	276
3. John Shurna, 2009-12.....	274
8. Winston Blake, 2000-03.....	200
9. Scottie Lindsey, 2015-present.....	163
10. Bryant McIntosh, 2015-present.....	162

FIELD GOAL PERCENTAGE (min. 100 made)

1. Dererk Pardon, 2016-present.....	.618
2. Evan Eschmeyer, 1995-99.....	.595
3. Paul Schultz, 1981-84.....	.541
4. Walker Lambiotte, 1989-90.....	.513
5. Brian Schwabe, 1986-80.....	.503
6. Bob Grady, 1979-82.....	.501
7. Gavin Skelly, 2015-present.....	.500
8. Kevin Rankin, 1991-94.....	.498

FREE THROW PERCENTAGE

1. Bryant McIntosh, 2015-present.....	.863
2. Jeff Grose, 1986-89.....	.862
3. Dan Davis, 1967-69.....	.843

MINUTES PLAYED

1. Michael Thompson, 2008-11.....	4,633
2. Drew Crawford, 2010-14.....	4,627
3. John Shurna, 2009-12.....	4,132
4. Bryant McIntosh, 2015-present.....	4,055

ACTIVE TEAM LEADERS

POINTS

Bryant McIntosh.....	1,586
Scottie Lindsey.....	1,064
Vic Law.....	889

REBOUNDS

Vic Law.....	459
Dererk Pardon.....	453
Gavin Skelly.....	361

ASSISTS

Bryant McIntosh.....	660
Scottie Lindsey.....	171
Vic Law.....	141

BLOCKED SHOTS

Dererk Pardon.....	101
Gavin Skelly.....	89
Vic Law.....	43

STEALS

Vic Law.....	79
Bryant McIntosh.....	76
Scottie Lindsey.....	67

3-POINT FIELD GOALS

Scottie Lindsey.....	163
Bryant McIntosh.....	162
Vic Law.....	120

GAMES PLAYED

Bryant McIntosh.....	119
Gavin Skelly.....	115
Scottie Lindsey.....	114

GAMES STARTED

Bryant McIntosh.....	117
Vic Law.....	73
Scottie Lindsey.....	64

LED TEAM IN SCORING

	SEASON	CAREER
Bryant McIntosh	5	41
Scottie Lindsey	6	18
Vic Law	5	18
Dererk Pardon	4	5
Aaron Falzon	0	3
Isiah Brown	1	2
Gavin Skelly	0	1

30+ POINT GAMES

	SEASON	CAREER
Bryant McIntosh	0	2
Vic Law	1	1
Scottie Lindsey	0	1

20+ POINT GAMES

	SEASON	CAREER
Bryant McIntosh	3	22
Scottie Lindsey	6	11
Vic Law	1	5
Dererk Pardon	1	2
Aaron Falzon	0	2

10+ POINT GAMES

	SEASON	CAREER
Bryant McIntosh	12	82
Scottie Lindsey	15	55
Vic Law	11	44
Dererk Pardon	12	27
Aaron Falzon	5	16
Gavin Skelly	6	14
Anthony Gaines	3	3
Isiah Brown	1	10
Jordan Ash	1	2

20+ REBOUND GAMES

	SEASON	CAREER
Dererk Pardon	0	1

10+ REBOUND GAMES

	SEASON	CAREER
Dererk Pardon	4	12
Vic Law	1	4
Gavin Skelly	1	3

10+ ASSIST GAMES

	SEASON	CAREER
Bryant McIntosh	1	6

DOUBLE-DOUBLES

	SEASON	CAREER
Dererk Pardon	3	8
Vic Law	1	3
Gavin Skelly	1	2
Bryant McIntosh	1	2

GAME RECAPS AND BOX SCORES

Game 1 #19/20 NU 79, Loyola (Md.) 75 Nov. 10, 2017 • Rosemont, Ill.

Northwestern started its season off on a positive note with a 79-75 win over Loyola (Md.) in the season-opener for both teams at Allstate Arena. Scottie Lindsey finished with a game-high 26 points, while adding a career-high nine rebounds. Bryant McIntosh contributed 16 points, seven assists, four rebounds and a team-high three steals, including one with 16 seconds left to help seal the victory for the 'Cats. The Wildcats played lockdown defense in the first half, holding the Greyhounds to 24 points and just 8-of-30 shooting. Pardon and sophomore Barret Benson each added two blocks and four defensive rebounds in the period, while the 'Cats finished the half with seven total blocks as a team. Northwestern held Loyola without a field goal for almost eight minutes midway through the half, during which the #B1GCats went on a 16-0 run to take the lead. Pardon had six points during the run while Lindsey added 10 points, including back-to-back 3-pointers to give Northwestern a 20-8 lead. The Wildcats finished the half on an 11-3 run, capped off with an emphatic dunk by Lindsey to send Northwestern into the break with a 37-24 lead. Lindsey led all players with 14 points on 50.0-percent shooting in the half. McIntosh kickstarted the Northwestern offense to start the second half, hitting back-to-back jumpers to give him 10 points on the night. However, Loyola rallied back in the second half thanks to a much improved 55.0-percent field goal percentage, including shooting 7-of-8 from behind the arc. In the game's last five minutes, Lindsey finished with seven points, while McIntosh added four points along with a steal. McIntosh hit a pair of free throws in the game's final seconds to secure the victory.

Loyola (Md.) 75 • 0-1		Total		3-Ptr		Rebounds		PF		TP		A To Blk Stl		Min													
#	Player	FG	FGA	FG	FGA	FT	FTA	Off	Def	TP	FP	A	To	Blk	Stl	Min											
22	Gregory, Cam	f	6-11	0-0	6-7	4	7	11	4	18	2	4	0	1	38												
41	Langendoerfer, Ian	f	0-3	0-2	3-3	0	1	1	4	3	0	0	0	0	11												
10	Kostecka, Andrew	g	8-14	3-5	3-6	1	3	4	4	22	2	2	0	3	33												
2	Walker, Andre	g	3-10	0-2	2-5	0	2	2	4	8	4	3	0	0	28												
5	Fives, James	g	1-4	1-2	2-2	3	8	11	3	5	2	2	0	1	30												
0	Hart, Isaiyah	g	2-9	0-1	1-2	0	2	2	3	5	3	2	2	1	28												
15	Norton, Sam	g	0-0	0-0	1-2	1	2	3	1	1	1	0	0	0	4												
23	Holcombe, Brent	g	4-8	4-5	1-2	1	2	3	5	13	0	3	0	0	23												
4	Team	g	0-0	0-0	0-0	0	3	2	0	0	1	0	0	0	5												
Totals		24-59		8-17		19-29		12		32		44		30		75		14		18		2		6		20	

Northwestern 79 • 1-0		Total		3-Ptr		Rebounds		PF		TP		A To Blk Stl		Min											
#	Player	FG	FGA	FG	FGA	FT	FTA	Off	Def	TP	FP	A	To	Blk	Stl	Min									
20	Scottie Lindsey	f	9-20	4-11	4-8	1	8	9	2	26	0	0	1	1	35										
4	Vic Law	f	4-12	1-4	3-5	1	6	7	4	12	1	0	0	0	35										
44	Gavin Skelly	f	1-1	0-0	1-2	0	2	2	4	3	1	2	2	1	19										
5	Derek Pardon	c	6-9	0-0	4-10	2	2	7	4	16	0	3	3	0	29										
30	Bryant McIntosh	g	4-13	0-5	8-8	2	4	4	1	16	7	4	1	3	38										
11	Anthony Gaines	g	0-2	0-0	2-0	1	1	1	2	1	3	0	0	0	12										
12	Isiah Brown	g	1-2	0-0	2-2	0	1	1	1	4	1	1	0	0	14										
23	Jordan Ash	g	0-0	0-0	0	0	0	0	1	0	1	0	0	0	8										
25	Barret Benson	g	2-0	0-1	0-0	0	4	0	1	2	0	1	2	0	10										
Team		0-0		0-0		0		3		2		5		2											
Totals		25-61		5-21		24-37		12		29		41		25		79		13		15		12		5	

FG % 1st Half: 14-30 46.7% 2nd half: 11-31 35.5% Game: 25-61 41.0% Deadball Rebounds 5
 3FG % 1st Half: 2-9 22.2% 2nd half: 3-12 25.0% Game: 5-21 23.8%
 FT % 1st Half: 7-9 77.8% 2nd half: 17-38 60.7% Game: 24-37 64.9%

Score by periods		1st	2nd	Total	Points	In	Off	2nd	Fast	Bench
		24	51	75	Point	T/O	Ch	Break		
Loyola (Md.)		37	42	79	22	12	13	7	19	6
Northwestern		27	42	79	22	23	13	7	19	6

Officials: D.J. Carstensen, Paul Szalc, John Floyd
 Technical fouls: Loyola (Md.)-Walker, Andre. Northwestern-None.
 Attendance: 6013
 Last FG - LOYOLA 2nd-01:31, NU 2nd-02:13.
 Largest lead - LOYOLA by 4 1st-16:32, NU by 17 2nd-18:57.
 LOYOLA led for 03:00, NU led for 33:14, Game was tied for 03:46.
 Score tied - 6 times.
 Lead changed - 7 times.

Game 2 #20/20 NU 75, Saint Peter's 66 Nov. 13, 2017 • Rosemont, Ill.

Five Northwestern players scored in double figures and the Wildcats finished with a 34-16 rebounding advantage en route to a 75-66 victory over Saint Peter's at Allstate Arena. Bryant McIntosh led the way with 17 points and matched his career high with seven rebounds. The Wildcats' starting frontcourt of Derek Pardon and Gavin Skelly added 15 and 14 points, respectively. The Wildcats started out fast thanks to an early 8-0 run. Skelly energized the run with two highlight-reel dunks, including a thunderous alley-oop from Law followed by a put-back slam. Moments later, Lindsey drained a 3-pointer to extend the lead to 11-3 and force Saint Peter's to call a timeout. Skelly led all players at the half with eight points and four rebounds. McIntosh and Pardon each finished the period with seven points. The Wildcats went into halftime with a 32-25 lead thanks to an efficient offensive performance and disciplined defense in the first half. The #B1GCats started the second half red hot from behind the arc. Skelly, Lindsey and Law each hit a triple on NUs first three possessions of the period. A layup by Pardon followed by a McIntosh jumper helped improve the 'Cats' shooting numbers to 5-of-6 to start the half. The jumper opened the lead up to 15 and forced another Peacocks' timeout. Anthony Gaines turned in a strong stretch of play midway through the second half, scoring five consecutive points including his first-career 3-pointer to extend NU's lead to 18 points. Saint Peter's wouldn't go away as an 11-3 run brought them back within 10 points midway through the second half, but Northwestern shut the door on any further comeback efforts. The Wildcats finished the night shooting 48.9 percent from the field and 23-of-24 from the free throw line.

Saint Peter's 66 • 0-2		Total		3-Ptr		Rebounds		PF		TP		A To Blk Stl		Min									
#	Player	FG	FGA	FG	FGA	FT	FTA	Off	Def	TP	FP	A	To	Blk	Stl	Min							
11	Enechionvia, Nnamdi	f	0-4	0-4	0-0	0	0	0	3	0	4	0	0	0	22								
7	Ikwu, Samuel	f	4-7	1-4	1-1	2	5	7	1	10	1	2	1	0	31								
24	Taylor, Quinn	f	2-3	2-3	4-7	1	1	2	4	10	4	1	0	4	29								
0	Griffin, Nick	g	7-12	3-5	2-2	0	3	3	2	19	2	0	0	0	34								
1	Turner, Davauhnte	g	3-6	1-3	0-0	1	0	1	1	7	5	3	0	0	32								
12	Livingston, Jeremiah	g	0-4	0-1	0-0	0	1	1	3	0	3	0	0	1	16								
15	Nkleye, Mamasou	g	1-3	0-1	0-0	0	1	1	1	2	0	1	0	0	10								
1	Powell, Julian	g	0-1	0-1	0-0	1	1	2	1	0	0	1	1	1	9								
25	Jones, Cameron	g	5-8	2-4	2-2	0	3	3	14	0	1	0	2	2	28								
Team		0-0		0-0		0		3		2		5		2									
Totals		22-49		10-26		12-15		3		13		20		66		18		10		3		10	

Northwestern 75 • 2-0		Total		3-Ptr		Rebounds		PF		TP		A To Blk Stl		Min											
#	Player	FG	FGA	FG	FGA	FT	FTA	Off	Def	TP	FP	A	To	Blk	Stl	Min									
4	Vic Law	f	11-19	5-10	3-4	2	3	5	4	30	1	2	2	1	39										
44	Gavin Skelly	f	4-9	1-3	3-3	0	3	0	14	1	2	1	0	0	35										
5	Derek Pardon	c	4-8	0-0	7-8	1	3	4	3	15	3	5	0	0	36										
20	Scottie Lindsey	g	3-5	2-4	4-4	0	3	4	12	6	0	0	0	0	29										
30	Bryant McIntosh	g	5-9	1-2	6-6	0	7	7	2	17	3	2	1	0	37										
11	Anthony Gaines	g	4-3	2-5	4-2	1	3	4	1	11	5	0	3	0	15										
12	Isiah Brown	g	0-1	0-1	0-0	0	1	1	0	0	1	0	0	0	4										
23	Jordan Ash	g	0-2	0-1	0-0	0	0	0	0	0	1	0	0	0	10										
25	Barret Benson	g	1-2	0-0	0-0	0	1	1	0	2	0	2	1	0	3										
Team		0-0		0-0		0		1		2		5		2											
Totals		23-47		6-16		23-24		9		25		34		17		75		15		17		4		20	

FG % 1st Half: 10-20 50.0% 2nd half: 13-27 48.1% Game: 23-47 48.9% Deadball Rebounds 3
 3FG % 1st Half: 5-14 35.7% 2nd half: 3-12 25.0% Game: 8-16 37.5%
 FT % 1st Half: 0-0 0.0% 2nd half: 12-15 80.0% Game: 12-15 80.0%

Score by periods		1st	2nd	Total	Points	In	Off	2nd	Fast	Bench
		25	41	66	Point	T/O	Ch	Break		
Saint Peter's		25	41	66	14	14	12	6	16	7
Northwestern		32	43	75	28	14	10	7	17	7

Officials: Terry Wymer, Keith Kimble, Brooks Wells
 Technical fouls: Saint Peter's-None. Northwestern-None.
 Attendance: 5101
 Last FG - SPUM 2nd-00:32, NU 2nd-01:25.
 Largest lead - SPUM by 2 1st-08:24, NU by 18 2nd-12:22.
 SPUM led for 01:59, NU led for 35:03, Game was tied for 02:58.
 Score tied - 2 times.
 Lead changed - 2 times.

Game 3 Creighton 92, #20/20 NU 88 Nov. 15, 2017 • Rosemont, Ill.

Vic Law scored a career-high 30 points but No. 20 Northwestern was unable to complete a furious second-half comeback as the Wildcats fell to the Creighton, 92-88, at Allstate Arena as part of the Gavitt Tipoff Games. Bryant McIntosh added 24 points along with a team-high nine assists. Five consecutive baskets for Creighton helped the Bluejays pull ahead with a 22-13 lead, however Northwestern continued to fight offensively to keep the score close. Despite six consecutive field goals by the 'Cats midway through the half, a 10-0 run by Creighton opened up their lead to 15 late in the first half, but the #B1GCats would not go away. The Wildcats went on a 7-2 run to close the first half, holding Creighton without a field goal for the final 2:52 of the half to head into the locker room trailing, 51-43. A 7-0 run to begin to half cut the NU deficit to just one. Northwestern kept its foot on the gas pedal as Law converted on four-point play to give the 'Cats a 56-55 lead with 17:02 remaining. Following a Creighton basket on the ensuing possession, Law stayed hot as he drained a fade-away three to put Northwestern back on top, 59-57. The Bluejays kept answering every NU charge, though. With the 'Cats trailing by seven with under four minutes left, Law scored four straight points to close the deficit to three. A basket by Martin Krampelj and a free throw by Ronnie Harrell Jr. made it a six-point game, but a triple by Scottie Lindsey cut the margin in half. A putback basket by Krampelj extended the guests' lead to five. After Gavin Skelly hit a 3-pointer to cut the Bluejays' lead to 90-88 with 18 seconds remaining, Khyri Thomas converted on two free throws to make the score 92-88 and seal the game for Creighton.

Creighton 92 • 3-0		Total		3-Ptr		Rebounds		PF		TP		A To Blk Stl		Min											
#	Player	FG	FGA	FG	FGA	FT	FTA	Off	Def	TP	FP	A	To	Blk	Stl	Min									
15	KRAMPELJ, Martin	f	7-9	1-1	2-2	2	3	5	4	17	3	0	0	0	26										
32	HEGNER, Toby	f	2-3	0-0	0-0	0	0	0	4	1	0	0	0	0	5										
0	FOSTER, Marcus	f	3-11	2-3	4-4	0	0	0	3	12	2	2	1	0	35										
1	MINTZ, Davion	g	0-2	0-0	2-2	0	4	2	2	3	0	0	0	0	19										
2	THOMAS, Khyri	g	9-16	1-3	5-5	1	10	11	1	24	5	1	1	1	38										
24	BALLOCK, Mitch	g	3-6	0-1	0-0	0	4	4	1	6	1	0	0	0	21										
4	HARRELL, JR., Ronnie	g	2-4	0-0	1-3	1	3	4	3	5	2	1	0	0	21										
44	SUAREZ, Manny	g	4-9	0-2	0-0	2	3	5	3	8	0	1	0	0	14										
5	ALEXANDER, Ty-Shon	g	8-8	4-6	0-0	0	3	3	0	14	2	2	0	0	21										
Team		0-0		0-0		0		1		2		5		2											
Totals		35-68		8-16		14-16		7		31		38		17		92		19		9		3		1	

Northwestern 88 • 2-1		Total		3-Ptr		Rebounds		PF		TP		A To Blk Stl		Min		
#	Player	FG	FGA	FG	FGA	FT	FTA	Off	Def	TP	FP	A	To	Blk	Stl	Min
4	Vic Law	f	11-19	5-10	3-4	4	6	6	14	1	0	2	0	0	36	
44	Gavin Skelly	f	4-7	3-4	3-4	0	6	6	1	14	1	0	0	0	36	
5	Derek Pardon	c	3-7	0-1	0-1	1	4	5	4	6	0	3	0	0	25	
20	Scottie Lindsey	g	3-8	2-7												

GAME RECAPS AND BOX SCORES

Game 4

#20/20 NU 82, La Salle 74

Nov. 18, 2017 • Uncasville, Conn.

Bryant McIntosh and Scottie Lindsey combined for 41 points to lead Northwestern over La Salle, 82-74, in the 2017 Hall of Fame Tip-Off Tournament at Mohegan Sun Arena. McIntosh scored a team-high 21 points with a 5-of-6 mark behind arc, while Lindsey dropped 20 points to go along with six rebounds. Aaron Falzon made his season debut after missing the majority of the 2016-17 campaign due to injury, scoring 11 points on a trio of 3-pointers and pair of free throws. The contest was knotted at 13 just over eight minutes into the contest when NU took control. An 8-1 run put the 'Cats up by seven, 21-14, with 9:38 remaining before halftime. The advantage was 23-18 with eight minutes remaining, but the Wildcats closed the opening stanza on a 23-6 run to take a convincing 46-24 advantage into halftime. The Wildcats connected on six of their 10 3-point attempts over the opening half with McIntosh (11 first-half points) leading the way by knocking down each of his three triple tries. Northwestern shot a blistering 62.1 percent (18-29) from the field while holding the Explorers to 31.3 percent shooting (10-32) in the opening half. The lead grew to 26 before a 12-point La Salle run got the Explorers within 14 with 16 minutes remaining. Falzon ended the opposing surge by knocking down his second 3-pointer of the game. The Explorers, who connected on 10 of their first 12 field goal attempts to open the second stanza, crept to within eight, 59-51, but Lindsey's third trey pushed the lead back to double digits. B.J. Johnson, who hit each of his first six field goal attempts of the half, led La Salle's charge back as it got within seven, but a 3-pointer by McIntosh and a dunk by Pardon extended the lead back to 12. NU eventually pushed the advantage to 20 with 3:15 remaining before La Salle used a 12-point run to close the game.

La Salle 74 • 3-1

#	Player	Total			3-Ptr			Rebounds			PF	TP	A	T	Bk	Stl	Min
		FG	FGA	FT	FTA	FG	FGA	FT	FTA	Off							
00	POWELL, Pookie	3	11	1	5	1	2	0	3	3	0	8	5	1	0	32	
02	STUKES, Amar	3	9	0	4	3	3	0	1	1	3	9	0	1	0	26	
05	WASHINGTON, Tony	4	6	0	0	0	1	1	2	3	4	0	2	0	0	27	
13	PHIRI, Saul	2	5	1	4	0	0	1	0	1	0	5	0	1	0	26	
20	JOHNSON, B.J.	9	15	2	4	2	5	4	3	7	1	22	0	2	0	36	
01	SHULER, Johnnie	1	2	0	1	0	0	0	0	0	0	2	0	0	0	9	
03	MCULTREE, Jamir	1	1	0	0	0	0	1	5	6	1	20	0	2	0	11	
04	BROOKINS, Miles	3	3	0	2	2	0	2	2	4	8	1	0	0	0	14	
10	DEAS, Isiah	3	8	1	3	2	3	1	4	5	0	9	1	1	1	15	
23	JOSEPH, Dajour	0	0	0	0	0	0	0	0	0	0	0	0	0	0	1	
31	SULLIVAN, Cian	0	0	0	0	1	2	0	0	0	1	0	0	0	0	1	
	Team							3	2	5							
	Totals	29	60	5	21	11	18	10	17	27	12	74	8	8	2	9	200

FG % 1st Half: 10-32 31.3% 2nd half: 19-28 67.9% Game: 29-60 48.3% Death Rebounds
 3FG % 1st Half: 2-13 15.4% 2nd half: 3-8 37.5% Game: 5-21 23.8%
 FT % 1st Half: 2-4 50.0% 2nd half: 9-14 64.3% Game: 11-18 61.1%

Northwestern 82 • 3-1

#	Player	Total			3-Ptr			Rebounds			PF	TP	A	T	Bk	Stl	Min
		FG	FGA	FT	FTA	FG	FGA	FT	FTA	Off							
04	Vic Law	4	11	0	3	0	2	4	4	8	2	8	5	1	2	0	33
05	Derek Pardon	6	9	0	0	2	2	2	5	7	4	14	0	4	2	0	24
29	Scottie Lindsey	8	12	4	7	0	0	1	5	6	1	20	0	2	0	1	34
30	Bryant McIntosh	8	15	5	6	0	0	1	1	1	21	7	2	0	0	34	
44	Gavin Skelly	2	3	0	0	2	2	1	2	3	6	3	2	0	0	0	12
11	Anthony Gaines	0	0	0	0	0	0	0	0	0	1	0	0	0	0	0	1
12	Isiah Brown	0	2	0	0	0	0	0	0	0	0	0	0	0	0	0	3
14	Rapolas Ivanauskas	0	0	0	0	0	0	0	0	0	1	0	0	0	0	0	12
23	Jordan Ash	0	0	0	0	0	0	0	1	1	0	0	0	0	0	0	5
25	Barret Benson	1	1	0	0	0	0	0	3	3	4	2	0	0	0	0	14
35	Aaron Falzon	3	5	2	3	0	0	0	1	1	11	0	1	0	0	0	18
	Team							0	4	4							
	Totals	32	57	12	21	6	6	8	25	33	18	82	15	14	7	1	200

FG % 1st Half: 18-29 62.1% 2nd half: 14-28 50.0% Game: 32-57 56.1% Death Rebounds
 3FG % 1st Half: 6-10 60.0% 2nd half: 6-11 54.5% Game: 12-21 57.1%
 FT % 1st Half: 4-4 100.0 2nd half: 2-2 100.0 Game: 6-6 100.0

Officials: Brian Dorsey, Rob Riley, Bobby Daw

Technical fouls: La Salle-None. Northwestern-None.

Attendance:

Score by periods	1st	2nd	Total
La Salle	21	15	74
Northwestern	46	36	82

Points	In	Off	2nd	Fast	Bench
La Salle	22	23	10	4	22
NU	30	12	10	0	0

Score tied - 0 times. Lead changed - 0 times.

La Salle - LAS 2nd-00:07, NU 2nd-03:15. Largest lead - LAS None, NU by 26 2nd-18:34. LAS led for 00:00, NU led for 37:33. Game was tied for 02:27.

Game 5

Texas Tech 85, #20/20 NU 49

Nov. 19, 2017 • Uncasville, Conn.

Northwestern was unable to overcome a rough opening half as the Wildcats dropped the championship game of the Hall of Fame Tip-Off Tournament to Texas Tech, 85-49, at Mohegan Sun Arena. Scottie Lindsey led Northwestern with 20 points and was named to the all-tournament team. Turnovers were the story of the first half as miscues dug the Wildcats into an early deficit. The Red Raiders scored the first nine points of the contest before Lindsey got NU on the board with a 3-pointer. Texas Tech answered with a 14-2 run to push its advantage to 18, 23-5, just beyond the midway point of the opening stanza thanks in large part to nine turnovers by the Wildcats. The deficit was still 18 when Northwestern finally got things going offensively. Behind seven points by Aaron Falzon off the bench and five by Lindsey, Northwestern brought the crowd to life with a 12-4 surge that cut the deficit to 10, 29-19, with five minutes left in the half. Texas Tech responded with 10 straight points, however, to take its largest lead of the half. The lead was 19 following a last-second bucket by Keenan Evans, but Lindsey's heave from three-quarters court went in at the buzzer making it 41-25 at the intermission. Lindsey single-handedly kept NU in contention by scoring 17 of the team's 25 first-half points. Vic Law's 3-pointer right out of the gates to open the second half brought the Wildcats with 13 as Northwestern began to get better looks from the field. However, NU never was able to get hot from the field as it was unable to mount a serious charge to put pressure on the Red Raiders. Bryant McIntosh went 3-for-3 from the free throw line in the contest giving him 17 straight makes from the charity stripe to open the season.

Texas Tech 85 • 4-0

#	Player	Total			3-Ptr			Rebounds			PF	TP	A	T	Bk	Stl	Min
		FG	FGA	FT	FTA	FG	FGA	FT	FTA	Off							
00	Hamilton IV, Tommy	3	5	1	2	3	3	2	2	4	3	10	1	0	0	1	16
05	Gray, Justin	1	4	0	2	2	2	1	0	1	1	4	3	1	1	0	20
10	Stevenson, Niem	3	5	2	3	0	0	3	3	2	10	2	1	0	0	22	
11	Smith, Zach	5	5	0	0	1	1	2	2	4	3	11	2	3	1	23	
12	Evans, Keenan	9	13	4	5	3	4	0	2	3	25	2	1	0	0	27	
01	Francis, Brandon	2	3	1	1	0	0	0	5	3	5	0	1	0	0	18	
02	Smith, Zhaire	2	3	0	0	2	2	1	3	4	0	6	1	0	0	19	
03	Webster, Josh	0	0	0	0	0	0	0	3	3	1	0	0	0	0	5	
21	Ondigo, Malik	0	0	0	0	0	0	0	0	0	1	0	1	0	0	5	
23	Culver, Jarrett	1	2	1	2	0	0	0	2	2	4	3	0	2	0	1	9
25	Moretti, Davide	1	3	1	3	2	2	0	0	1	5	2	2	0	0	14	
30	Sorellis, Andrew	0	0	0	0	0	0	0	0	0	0	0	0	0	0	0	
32	Odiase, Norense	2	4	0	0	2	2	0	5	2	6	1	2	1	0	18	
35	Hicks, Parker	0	0	0	0	2	2	0	0	0	0	0	0	0	0	2	
	Team							0	1	1							
	Totals	29	48	10	19	17	21	6	29	35	24	85	14	16	3	11	200

FG % 1st Half: 16-31 51.6% 2nd half: 13-17 76.5% Game: 29-48 60.4% Death Rebounds
 3FG % 1st Half: 6-10 60.0% 2nd half: 6-11 54.5% Game: 12-21 57.1%
 FT % 1st Half: 6-7 85.7% 2nd half: 11-14 78.6% Game: 17-21 81.0%

Northwestern 49 • 3-2

#	Player	Total			3-Ptr			Rebounds			PF	TP	A	T	Bk	Stl	Min
		FG	FGA	FT	FTA	FG	FGA	FT	FTA	Off							
04	Vic Law	1	6	1	3	1	2	0	4	4	4	4	0	0	0	31	
05	Derek Pardon	1	1	0	0	4	5	2	0	2	4	6	0	1	0	1	23
29	Scottie Lindsey	5	14	3	3	0	0	1	2	3	20	1	1	0	0	33	
30	Bryant McIntosh	1	8	0	0	3	3	0	2	2	5	3	5	0	0	32	
44	Gavin Skelly	0	1	0	1	0	0	0	2	2	1	0	1	0	0	2	
11	Anthony Gaines	0	0	0	0	0	0	0	0	0	0	0	0	0	0	0	
12	Isiah Brown	1	2	1	2	0	0	0	0	0	0	3	1	0	0	5	
14	Rapolas Ivanauskas	0	0	0	0	0	0	0	3	3	1	0	0	0	0	6	
23	Jordan Ash	0	2	0	0	0	0	0	0	0	0	0	0	0	0	8	
25	Barret Benson	1	1	0	0	0	0	2	0	2	1	2	0	1	0	17	
35	Aaron Falzon	2	6	1	4	2	3	1	1	1	7	0	3	0	1	16	
	Team							0	5	5							
	Totals	12	45	6	23	19	27	8	16	24	18	49	6	17	0	5	200

FG % 1st Half: 7-20 35.0% 2nd half: 5-25 20.0% Game: 12-45 26.7% Death Rebounds
 3FG % 1st Half: 4-10 40.0% 2nd half: 2-13 15.4% Game: 6-23 26.1%
 FT % 1st Half: 7-11 63.6% 2nd half: 12-16 75.0% Game: 19-27 70.4%

Officials: Brian Dorsey, John Floyd, Steve Honacki

Technical fouls: Texas Tech-None. Northwestern-TEAM.

Attendance:

Score by periods	1st	2nd	Total
Texas Tech	41	44	85
Northwestern	25	24	49

Points	In	Off	2nd	Fast	Bench
Texas Tech	24	29	9	25	
NU	12	8	2	14	

Score tied - 0 times. Lead changed - 0 times.

La Salle - LAS 2nd-03:14, NU 2nd-02:46. Largest lead - TTU by 41 2nd-03:14, NU None. TTU led for 40:00, NU led for 00:00. Game was tied for 00:00.

Game 6

NU 81, Sacred Heart 50

Nov. 24, 2017 • Rosemont, Ill.

Scottie Lindsey scored a game-high 19 points and Northwestern put forth a dominant defensive performance in earning an 81-50 win over Sacred Heart at Allstate Arena. Vic Law (15), Derek Pardon (11) and Gavin Skelly (10) also scored in double figures for Northwestern. The Wildcats started the game on the right foot, tallying the first eight points of the contest in surging out to an early advantage. NU forced five turnovers in just over four minutes to begin the matchup as the lead grew to 13-3, forcing the Pioneers to burn an early timeout. Sacred Heart got things going on the offensive end, trimming Northwestern's lead to four by the second media timeout before a 3-pointer made it a one-point game. The Pioneers were within two, 21-19, when the 'Cats picked it up again on the offensive end. Aaron Falzon and Skelly each hit 3-pointers as part of a 10-2 run that pushed the lead back up to 10, 31-21, with five minutes left in

GAME RECAPS AND BOX SCORES

Game 7
Georgia Tech 52, NU 51
Nov. 28, 2017 • Atlanta, Ga.

Despite a furious second-half comeback, Northwestern was unable to overcome a rough shooting performance as the Wildcats fell to Georgia Tech, 52-51, on a buzzer-beater at McCamish Pavilion. Bryant McIntosh turned in an impressive performance, finishing with a game-high 18 points while adding six rebounds and five assists. Dererk Pardon registered his first double-double of the season as he finished with 10 points and 12 rebounds. Both teams had trouble getting the lid off the basket early, but eight straight points by the Wildcats midway through the first half, highlighted by two field goals from McIntosh and a three-point play by Skelly, helped wipe away a seven-point deficit and give the Wildcats a 10-9 lead early. The pace began to pick up as both teams traded buckets in the last 10 minutes of the half. A floater by McIntosh knotted the score at 22 with 2:34 remaining in the half, however a pair of 3-pointers from the Yellow Jackets' Curtis Haywood II sent Georgia Tech into halftime with a 28-22 lead. Law's jumper to open the second half brought the Wildcats within four, but Georgia Tech kept its foot on the gas pedal and extended the lead to as much as 10 with just under 14 minutes to play in the game. Georgia Tech's lead was 47-37 with eight minutes remaining, but the Wildcats came roaring back, going on an 12-0 run to take the lead with 2:22 remaining in the game. A putback by Pardon gave the Wildcats a 51-50 lead with seven seconds to play, however a Tadric Jackson layup at the buzzer gave the Yellow Jackets a 52-51 victory. Northwestern forced 15 Georgia Tech turnovers, one game after forcing 23 against Sacred Heart.

Northwestern 51 • 4-3

#	Player	Total		3-Ptr		Rebounds		PF	TP	A	TO	Bk	Stl	Min		
		FG	FGA	FG	FGA	FT	FTA								Off	Def
04	Law, Vic	5	8	1	2	1	1	4	5	2	12	2	1	0	33	
44	Skelly, Gavin	2	4	1	1	1	1	0	1	1	2	6	0	1	0	21
05	Pardon, Dererk	4	6	0	0	2	3	4	8	12	3	10	1	1	0	33
20	Lindsey, Scottie	0	8	0	5	0	0	0	0	0	3	0	1	2	1	23
30	McIntosh, Bryant	8	18	2	5	0	0	2	4	6	3	18	5	1	0	39
11	Gaines, Anthony	0	2	0	0	0	0	0	0	0	0	0	0	0	1	4
12	Brown, Isiah	1	1	0	1	0	0	0	0	0	0	0	0	0	0	3
23	Ash, Jordan	0	2	1	2	0	0	1	1	0	0	3	1	0	0	1
25	Benson, Barrett	0	1	0	0	0	0	0	0	0	0	0	0	0	0	9
35	Falzon, Aaron	1	8	0	0	0	1	1	2	2	2	2	0	0	0	17
Team																
Totals		21	58	5	23	4	5	9	20	29	17	51	10	6	1	6

FG % 1st Half: 9-33 27.3% 2nd half: 12-25 48.0% Game: 21-58 36.2%
3FG % 1st Half: 2-14 14.3% 2nd half: 3-9 33.3% Game: 5-23 21.7%
FT % 1st Half: 2-2 100.0 2nd half: 2-3 66.7% Game: 4-5 80.0%

Georgia Tech 52 • 4-1

#	Player	Total		3-Ptr		Rebounds		PF	TP	A	TO	Bk	Stl	Min		
		FG	FGA	FG	FGA	FT	FTA								Off	Def
34	Gueye, Abdoulaye	2	5	0	2	1	3	2	4	6	4	5	1	2	2	32
44	Lammers, Ben	3	6	0	0	7	7	1	5	6	2	13	1	4	1	31
40	Alston, Brandon	0	3	0	0	1	2	1	0	1	0	1	0	0	0	14
10	Alvarado, Jose	3	10	1	5	2	3	0	3	3	1	9	4	2	0	35
13	Haywood, Curtis	3	3	2	2	3	6	6	1	11	2	1	1	0	32	
00	Moore, Justin	0	0	0	0	0	0	0	0	0	0	0	0	0	0	9
24	Jackson, Tadric	4	13	1	4	1	1	2	5	7	1	10	4	3	0	20
12	Wright, Moses	1	3	0	1	1	4	5	1	3	1	0	0	0	17	
Team																
Totals		16	43	4	14	16	20	7	28	35	10	52	14	1	4	200

FG % 1st Half: 9-25 36.0% 2nd half: 7-18 38.9% Game: 16-43 37.2%
3FG % 1st Half: 3-8 37.5% 2nd half: 1-6 16.7% Game: 4-14 28.6%
FT % 1st Half: 7-8 87.5% 2nd half: 9-12 75.0% Game: 16-20 80.0%

Officials: Mike Eades, Les Jones, Bill Covington Jr.
Technical fouls: Northwestern-None. Georgia Tech-None.
Attendance: 5562

Score by periods	1st	2nd	Total
Northwestern	22	29	51
Georgia Tech	28	24	52

Last FG - NU 2nd-00:07, GT 2nd-00:01.
Largest lead - NU by 8 1st-09:31, GT by 10 2nd-13:49.
NU led for 02:26. GT led for 32:46. Game was tied for 02:26.

Points In Off 2nd Fast
NU Paint T/O Chance Break Bench
22 14 6 5 2 13

Score tied - 4 times.
Lead changed - 6 times.

Game 8
NU 72, Illinois 68 (OT)
Dec. 1, 2017 • Rosemont, Ill.

Northwestern came up with a thrilling, 72-68, overtime victory over in-state rival Illinois in the Big Ten opener for both teams at Allstate Arena. Scottie Lindsey led the scoring efforts for the Wildcats, finishing with a game-high 22 points, while Vic Law chipped in 16 points and seven rebounds. NU trailed, 26-18, with 6:12 remaining in the first half but promptly cut the Illini lead to just one thanks to a 9-2 run. Moments later, after a pair of Illinois free throws, a triple by McIntosh tied the score at 30. However, Illinois entered halftime with a 36-32 lead. The #1 B1GCats came out blazing hot to start the second half with a 7-0 run to give them a three-point lead, their first lead in over 15 minutes of action. Pardon jumpstarted the run with a layup on the first possession of the half, then moments later Lindsey converted on his first three of the night to give Northwestern a 37-36 lead. Northwestern regained the lead with 3:34 remaining in the game when Lindsey skied over an Illinois defender for a two-handed slam to put the Wildcats on top, 60-59. After Illinois converted on a pair of free throws, Law drained a three on the ensuing possession to give NU a two-point lead. Tied 63-63 in the final minutes, both defenses ramped up their efforts, with no team scoring in the final 2:49 of regulation to send the game into overtime. With the score tied at 68 and just under a minute remaining in overtime, Lindsey converted on a pair of free throws to put the Wildcats on top. Holding a two-point lead, the #1 B1GCats came up with two defensive stops, highlighted by a block by Pardon with three seconds remaining before Isiah Brown hit two free throws, to seal the game.

Illinois 68 • 6-2, 0-1 B1G

#	Player	Total		3-Ptr		Rebounds		PF	TP	A	TO	Bk	Stl	Min		
		FG	FGA	FG	FGA	FT	FTA								Off	Def
12	Black, Leron	5	11	1	3	4	4	3	4	7	4	15	0	5	0	36
43	Finke, Michael	0	3	0	2	2	4	1	3	4	3	2	0	0	0	32
03	Lucas, Te'Jon	6	12	0	1	2	4	0	5	5	2	14	2	2	0	35
13	Smith, Mark	2	4	1	3	0	0	1	1	2	5	0	1	0	0	8
24	Alstork, Mark	4	8	0	3	6	6	1	5	6	4	14	3	3	0	40
01	Frazier, Trent	0	2	0	2	0	1	1	1	1	0	2	1	0	0	10
02	Nichols, Kipper	2	7	0	1	0	0	1	6	7	1	4	0	3	0	11
20	Williams, DeMonte	1	3	0	2	2	0	4	4	2	4	1	2	0	3	20
23	Jordan, Aaron	2	3	1	1	5	5	0	1	1	4	10	0	1	0	23
Team																
Totals		22	53	3	18	21	26	6	30	36	23	68	8	19	0	225

FG % 1st Half: 11-24 45.8% 2nd half: 9-23 39.1% OT: 2-6 33.3% Game: 22-53 41.5%
3FG % 1st Half: 2-8 25.0% 2nd half: 1-8 12.5% OT: 0-2 0.0% Game: 3-18 16.7%
FT % 1st Half: 12-14 85.7% 2nd half: 8-8 100.0% OT: 1-4 25.0% Game: 21-26 80.8%

Northwestern 72 • 5-3, 1-0 B1G

#	Player	Total		3-Ptr		Rebounds		PF	TP	A	TO	Bk	Stl	Min		
		FG	FGA	FG	FGA	FT	FTA								Off	Def
04	Vic Law	6	11	2	7	2	2	6	7	5	16	1	1	0	35	
05	Dererk Pardon	3	6	0	0	0	0	2	2	4	3	6	2	0	4	43
30	Jordan Ash	0	1	0	1	0	0	3	3	1	0	0	0	0	14	
20	Bryant McIntosh	5	14	2	4	2	3	3	3	2	14	6	6	0	42	
35	Aaron Falzon	0	1	0	0	4	4	0	1	1	1	0	0	0	2	
11	Anthony Gaines	0	0	0	0	0	1	1	2	2	0	0	0	0	6	
12	Isiah Brown	1	2	0	0	3	4	2	2	1	5	0	0	0	1	
20	Scottie Lindsey	6	17	3	7	7	8	1	2	3	3	22	1	3	0	39
25	Barrett Benson	0	1	0	0	0	0	0	0	0	1	0	0	0	2	
44	Gavin Skelly	1	2	0	0	0	1	2	3	5	2	1	1	0	11	
Team																
Totals		23	59	8	23	18	21	7	25	32	28	72	13	17	4	225

FG % 1st Half: 9-27 33.3% 2nd half: 12-26 46.2% OT: 2-6 33.3% Game: 23-59 39.0%
3FG % 1st Half: 3-10 30.0% 2nd half: 4-12 33.3% OT: 1-1 100.0% Game: 8-23 34.8%
FT % 1st Half: 11-14 78.6% 2nd half: 3-3 100.0% OT: 4-4 100.0% Game: 18-21 85.7%

Officials: Terry Wymer, D.J. Carstensen, Paul Szec.
Technical fouls: Illinois-Black, Leron. Northwestern-Vic Law.
Attendance: 10017

Score by periods	1st	2nd	OT	Total
Illinois	36	27	5	68
Northwestern	32	31	9	72

Last FG - ILL OT-01:18, NU OT-01:30.
Largest lead - ILL by 8 1st-09:31, NU by 4 1st-17:43.
ILL led for 26:48. NU led for 09:13. Game was tied for 08:59.

Points In Off 2nd Fast
ILL Paint T/O Chance Break Bench
36 14 4 8 18
NU 24 14 6 2 29

Score tied - 11 times.
Lead changed - 8 times.

Game 9
Purdue 74, NU 69
Dec. 3, 2017 • West Lafayette, Ind.

A strong second-half effort from Dererk Pardon nearly gave Northwestern a win in its first Big Ten road trip of the season, but the Wildcats fell to Purdue, 74-69, at Mackey Arena in a back-and-forth game that featured 13 lead changes. Pardon led Northwestern with a team-high 20 points, 14 of which came in the second half, along with eight rebounds and four assists. Vic Law added 12 points and 10 rebounds to give him his first double-double this season. Northwestern got off to a quick start offensively, converting on three of its first five shots of the game to jump out to a 6-2 lead. Hot shooting by Purdue gave the Boilermakers a double-digit lead midway through the first half. However, the Wildcats clawed their way back into the game as they went on a 14-1 run to take a 27-25 lead. Following the run, Purdue responded with a triple and a pair of free throws to take back the lead, but back-to-back baskets by Gavin Skelly helped tie the score, 33-33, heading into halftime. Purdue got off to a hot start to open the second half, but Northwestern was able to keep the lead close thanks to some stellar play from Pardon, who scored the first eight points of the half for the Wildcats. Pardon continued his second-half takeover as he scored six consecutive points to bring his total to 20 on the night and give the Wildcats a 62-61 lead with 3:14 remaining. Law converted on his third triple of the half and Lindsey hit back-to-back jumpers in the final minutes with the second giving NU a 69-67 advantage with 1:34 remaining. However, despite getting some good looks on the final two possessions of the game, Northwestern could not keep up with Purdue down the stretch as the Boilermakers scored the final seven points of the contest.

Northwestern 69 • 5-4, 1-1 B1G

#	Player	Total		3-Ptr		Rebounds		PF	TP	A	TO	Bk	Stl	Min		
		FG	FGA	FG	FGA	FT	FTA								Off	Def
04	Vic Law	4	9	3	4	1	2	3	10	13	12	4	1	0	33	
35	Aaron Falzon	0	1	0	1	0	0	1	1	0	0	0	0	0	12	
05	Dererk Pardon	9	12	0	0	2	3	1	7	8	5	20	4	0	1	30
20	Scottie Lindsey	8	17	1	6	0	0	2	2	4	3	17	0	2	2	29
30	Bryant McIntosh	2	8	1	5	0	0	1	2	3	1	5	2	0	0	36
11	Anthony Gaines	0	0	0	0	0	1	1	0	0	0	0	0	0	4	
12	Isiah Brown	4	8	1	2	0	0	1	1	3	2	0	0	0	17	
23	Jordan Ash	0	0	0	0	0	0	0	0	0	0	0	0	0	1	
25	Barrett Benson	1	1	0	0	0	0	0	0	0	3	2	1	0	0	
44	Gavin Skelly	2	7	0	2	0	1	2	0	0	4	0	1	1	26	
Team																
Totals		30	63	6	20	3	5	10	23	33	18	69	17	7	4	500

FG % 1st Half: 15-36 41.7% 2nd half: 15-27 55.6% Game: 30-63 47.6%
3FG % 1st Half: 3-12 25.0% 2nd half: 3-8 37.5% Game: 6-20 30.0%
FT % 1st Half: 0-0 0.0% 2nd half: 3-5 60.0% Game: 3-5 60.0%

Purdue 74 • 8-2, 2-0 B1G

#	Player	Total		3-Ptr		Rebounds		PF	TP	A	TO	Bk	Stl	Min		
		FG	FGA	FG	FGA	FT	FTA								Off	Def
12	Edwards, Vincent	4	12	0	3	4	6	3	5	8	1	12	1	2	0	37
44	Haas, Isaac	8	13	0	0	10	14	4	5	9	3	26	0	1	0	28
03	Edwards, Carsen	3	7	0	3	0	0	0	0	0	2	6	4	0	1	22
11	Thompson, P.J.	1	2	0	0											

GAME RECAPS AND BOX SCORES

Game 10
NU 96, Chicago State 31
Dec. 11, 2017 • Rosemont, Ill.

Northwestern cruised to its largest margin of victory in program history with a 96-31 win over Chicago State at Allstate Arena. The Wildcats were firing on all cylinders both offensively and defensively as they finished with a team-high in points on the season, while holding the Cougars the fewest points scored in a game by an NU opponent since Nov. 22, 2012 (TCU, 31). The 65-point winning margin for the #B1GCats broke a 73-year record. Five Wildcats finished the game scoring in double figures, led by 18 points from Vic Law. The Wildcats jumped out to an early start, scoring the first 15 points of the game, holding Chicago State scoreless for the first 4:40 of the contest. Later on in the half, they held the Cougars scoreless for 6:40 as the 'Cats mounted a 22-0 run to extend their lead to 44-5. Northwestern held Chicago State without a field goal for the final 12:08 of the half and went into the locker room with 55-8 lead. All-in-all, the Wildcats' first half was one of the best performances turned in by any team in the country this season. The eight points scored by Chicago State is tied for fewest points scored by any Division I team in a half this season and is a low by a Northwestern foe in the shot clock era. The 55 points scored by NU marked the most points the Wildcats have scored in a half since they scored the same amount against Sacred Heart in 2015. Northwestern shot a blistering 55.2 percent (16-29) from the field in the first half while holding Chicago State to 10.5 percent shooting (2-19) in the opening half. The Wildcats held the Cougars without a 3-pointer in the half, while converting on 9-of-16 of their own looks from behind the arc. Northwestern did not let up as it outscored the Cougars, 41-23, in the second half. NU forced 25 turnovers, the most by an NU opponent in a game in 10 years.

Chicago State 31 • 2-11

#	Player	Total			3-Ptr			Rebounds			PF	TP	A	TO	Bk	Stl	Min
		FG	FGA	FT	FTA	Off	Def	Off	Def	Total							
05	Dubovitskiy, Alex	0-0	0-0	2-2	0	1	1	5	2	0	2	0	2	0	1	14	
23	Szpir, Patrick	0-3	0-0	1-2	2	2	4	2	1	0	4	0	4	0	0	17	
09	Burns, Glen	1-3	1-1	0-0	0	4	4	1	4	2	3	2	0	0	0	23	
14	Sims, Jr., Fred	0-9	0-2	0-0	0	2	2	0	1	1	0	1	0	0	24		
32	Byrd, Montana	1-2	0-1	0-0	0	0	0	5	2	1	4	0	0	0	16		
02	Pruitt, Jelani	1-7	0-0	5-8	1	5	6	1	7	0	1	0	1	0	16		
03	Simmons, Delonte	1-2	0-0	3-2	1	4	5	2	3	0	1	0	0	0	23		
11	Townsend, Jr., Nathan	0-1	0-0	2-2	0	1	1	1	2	1	3	0	0	0	14		
15	Henton, Simeon	1-5	0-1	0-0	0	0	0	4	2	1	0	0	0	0	16		
21	Bowles, Cameron	3-7	0-1	2-2	1	1	2	8	0	2	0	2	0	0	28		
35	Shaw, Rob	0-1	0-0	1-2	0	1	1	1	1	0	1	0	0	0	9		
	Team				1	2	3										
	Totals	8-40	1-6	14-20	6	23	29	31	5	25	0	3	20				

FG % 1st Half: 2-19 10.5% 2nd Half: 6-21 28.6% Game: 8-40 20.0%
3FG % 1st Half: 0-4 0.0% 2nd Half: 1-2 50.0% Game: 1-6 16.7%
FT % 1st Half: 4-6 66.7% 2nd Half: 10-14 71.4% Game: 14-20 70.0%

Northwestern 96 • 6-4

#	Player	Total			3-Ptr			Rebounds			PF	TP	A	TO	Bk	Stl	Min
		FG	FGA	FT	FTA	Off	Def	Off	Def	Total							
04	Vic Law	4-6	3-4	7-7	0	3	3	18	0	0	0	0	0	1	17		
05	Derek Pardon	4-5	0-0	5-8	4	4	8	2	13	0	1	2	1	18			
20	Scottie Lindsey	4-8	3-7	1-2	2	1	3	12	3	0	2	0	2	23			
30	Bryant McIntosh	2-6	1-4	4-4	0	1	1	7	3	2	4	0	1	20			
35	Aaron Falzon	5-9	4-8	1-1	0	1	1	15	1	1	0	0	0	19			
10	Charlie Hall	0-1	0-1	0-0	0	0	0	0	0	0	0	0	0	3			
11	Anthony Gaines	4-5	0-0	3-5	1	4	5	11	0	0	2	25					
12	Isiah Brown	1-2	0-0	1-1	0	1	1	5	0	0	1	0	0	17			
23	Jordan Ash	1-3	0-2	0-0	0	0	0	4	0	2	4	0	0	22			
25	Barret Benson	1-2	0-0	2-2	0	3	3	4	0	2	1	1	16				
33	Tino Malnati	0-1	0-0	0-0	0	0	0	0	0	0	0	0	0	3			
44	Gavin Skelly	1-5	1-3	2-2	0	7	4	5	1	4	0	1	0	17			
	Team				1	5	6										
	Totals	27-55	12-30	30-37	8	29	37	20	96	10	5	10	20				

FG % 1st Half: 16-29 55.2% 2nd Half: 11-26 42.3% Game: 27-55 49.1%
3FG % 1st Half: 9-16 56.3% 2nd Half: 3-14 21.4% Game: 12-30 40.0%
FT % 1st Half: 14-17 82.4% 2nd Half: 16-20 80.0% Game: 30-37 81.1%

Officials: Larry Scrotto, Lewis Garrison, Andy O'Brien
Technical fouls: Chicago State-Burns, Glen; Bowles, Cameron.
Northwestern-None.

Score by periods	1st	2nd	Total
Chicago State	3	11	14
Northwestern	55	41	96

Last FG - CSUM 2nd-04:39, NU 2nd-02:10.
Largest lead - CSUM None, NU by 65 2nd-02:35.
CSUM led for 00:00, NU led for 39:44, Game was tied for 00:12.

Game 11
NU 84, Valparaiso 50
Dec. 14, 2017 • Rosemont, Ill.

Vic Law posted 18 points with five 3-pointers as a big first-half run propelled Northwestern to a convincing 84-50 win over Valparaiso at Allstate Arena. Gavin Skelly posted the second double-double of his career as he finished with 12 points along with a game-high 10 rebounds. Coming off a dominant offensive performance earlier in the week, Northwestern carried over that strong play as the team shot a scorching 54.5-percent from three point territory on 12-of-22 shooting. On the defensive end, the Wildcats stifled the Valparaiso all night as the Crusaders turned the ball over 21 times and shot just 38.5-percent (15-of-39) from the field. The Wildcats hit their first six 3-pointers of the game and Law hit his first four threes while scoring 15 of the Wildcats' first 24 points to help the 'Cats jump out to an early lead. Law's four-point play came in the middle of a 14-0 scoring run that Northwestern mounted midway through the first half. The run helped the 'Cats extend their lead to 27-10, during which Northwestern's defense held the Crusaders scoreless for over four minutes and without a field goal for over eight minutes during the stretch. NU eventually took a 43-26 lead to the break. The Wildcats opened up their lead even further to start the second half. The #B1GCats' defense continued to lock down the Crusaders, holding them without a field goal for the first 6:53 of the half. An 11-0 run by the Wildcats during that stretch gave NU a 34-point lead with just over 13 minutes to play. Northwestern did not let up as it outscored the Crusaders, 41-24, in the second half. Lindsey led the Wildcats with eight points in the second half, while first-year Anthony Gaines added six points. NU finished the contest with a 30-4 advantage in points off turnovers.

Valparaiso 50 • 8-3

#	Player	Total			3-Ptr			Rebounds			PF	TP	A	TO	Bk	Stl	Min
		FG	FGA	FT	FTA	Off	Def	Off	Def	Total							
05	Goldier, Markus	3-6	2-2	2-2	1	5	6	10	1	3	0	1	27				
10	Burton, Joe	3-6	3-5	7-10	0	1	1	2	16	2	2	1	30				
14	Sorolla, Jaume	2-4	0-0	0-0	1	1	2	4	0	3	1	0	18				
04	Evelyn, Bekari	1-5	0-2	0-0	0	1	1	2	2	4	0	1	26				
33	Kiser, John	1-2	0-1	0-0	1	5	6	3	2	0	0	0	24				
00	Hazen, Parker	0-1	0-0	0-0	0	0	0	0	0	0	1	0	4				
01	Bradford, Micah	3-6	2-4	1-5	0	4	4	9	3	0	0	1	26				
03	Joseph, Max	0-2	0-1	2-2	0	2	2	0	2	0	0	0	16				
12	Linszen, Marten	0-2	0-0	0-2	1	4	4	0	0	1	1	1	11				
21	Smits, Derrick	1-2	0-0	1-2	1	1	2	3	0	3	1	0	10				
23	McMillan, Mileek	1-3	0-2	0-0	0	0	0	3	2	0	4	0	8				
	Team				0	0	0	0	0	0	0	0	0				
	Totals	15-39	7-17	13-23	5	24	29	23	50	8	21	4	20				

FG % 1st Half: 9-21 42.9% 2nd Half: 6-18 33.3% Game: 15-39 38.5%
3FG % 1st Half: 4-10 40.0% 2nd Half: 3-7 42.9% Game: 7-17 41.2%
FT % 1st Half: 4-6 66.7% 2nd Half: 3-7 52.9% Game: 13-23 56.5%

Northwestern 84 • 7-4

#	Player	Total			3-Ptr			Rebounds			PF	TP	A	TO	Bk	Stl	Min
		FG	FGA	FT	FTA	Off	Def	Off	Def	Total							
04	Vic Law	5-9	3-7	3-3	0	4	4	3	18	3	0	0	1	20			
05	Derek Pardon	2-7	0-0	5-6	2	4	6	3	9	3	1	0	0	20			
20	Scottie Lindsey	5-10	2-5	1-2	0	1	1	13	3	0	0	1	29				
30	Bryant McIntosh	4-7	0-2	0-0	0	2	2	8	5	0	1	2	25				
35	Aaron Falzon	2-4	2-2	0-0	0	1	1	6	2	2	2	0	15				
10	Charlie Hall	0-0	0-0	0-0	0	0	0	0	0	0	0	0	4				
11	Anthony Gaines	2-4	0-0	2-2	0	2	2	2	2	1	2	2	22				
12	Isiah Brown	1-1	0-0	2-2	0	0	0	2	4	0	0	0	11				
23	Jordan Ash	2-4	1-2	0-0	1	0	1	0	2	0	0	0	11				
25	Barret Benson	1-3	0-0	1-2	0	2	2	5	3	0	1	0	11				
33	Tino Malnati	0-0	0-0	0-0	0	2	2	0	0	0	0	0	3				
44	Gavin Skelly	4-11	2-4	2-4	5	5	10	12	1	2	1	2	24				
	Team				0	0	0	0	0	0	0	0	0				
	Totals	28-61	12-22	16-21	10	24	34	17	84	19	7	5	20				

FG % 1st Half: 16-25 64.0% 2nd Half: 12-26 46.2% Game: 28-61 45.9%
3FG % 1st Half: 7-14 50.0% 2nd Half: 5-8 62.5% Game: 12-22 54.5%
FT % 1st Half: 4-5 80.0% 2nd Half: 12-16 75.0% Game: 16-21 76.2%

Officials: Gene Stierator, D.J. Carstensen, Rob Riley
Technical fouls: Valparaiso-None, Northwestern-None.
Attendance: 5299

Score by periods	1st	2nd	Total
Valparaiso	26	24	50
Northwestern	43	41	84

Last FG - VALPO 2nd-03:15, NU 2nd-01:30.
Largest lead - VALPO by 4 1st-18:27, NU by 39 2nd-06:41.
VALPO led for 01:33, NU led for 37:34, Game was tied for 00:53.

Game 12
NU 62, DePaul 60
Dec. 16, 2017 • Chicago, Ill.

Scottie Lindsey connected on a career-high seven three pointers and scored a team-high 25 points to lead Northwestern to a 62-60 victory over DePaul at Wintrust Arena. Both teams got off to quick starts offensively, with each side knocking down five of its first eight shots from the field. Lindsey paced the Northwestern offense early on, scoring eight of the first 16 points for the 'Cats. An 8-0 run by DePaul helped the Blue Demons pull ahead, opening their lead up to as many as nine points midway through the first half. However, despite some hot shooting by DePaul, the Wildcats battled back to cut into the lead late in the half. Back-to-back triples from Law narrowed the NU deficit to just three, but DePaul entered halftime with a 33-28 lead. DePaul took a 43-37 lead with 14 minutes remaining in the game, but the #B1GCats battled back with an 8-0 run to regain the lead. Jordan Ash hit a triple to start the run, and Isiah Brown converted on a three in transition to put the Wildcats on top, 44-43. Northwestern also ramped up its defensive efforts as points came at a premium for DePaul midway through the half. The Wildcats held the Blue Demons scoreless for 5:40, which allowed NU to take a 51-47 lead with 7:41 remaining. DePaul cut back into Northwestern's lead, cutting the game to one possession on multiple occasions. However, Lindsey shut the door with two clutch baskets in the game's final minutes, including a deep three pointer--his seventh of the game--to give the Wildcats a 62-57 lead with 55 seconds remaining. Holding a 62-60 lead with five seconds left in the game, the #B1GCats' defense came up with a stop to seal the game and hold on for the win.

Northwestern 62 • 8-4

#	Player	Total			3-Ptr			Rebounds			PF	TP	A	TO	Bk	Stl	Min
		FG	FGA	FT	FTA	Off	Def	Off	Def	Total							
04	Vic Law	3-5	2-2	1-2	1	1	2	3	9	1	4	0	13				
35	Aaron Falzon	0-3	0-3	0-0	1	1	2	0	0	0	0	0	12				
05	Derek Pardon	4-6	0-0	0-0	3	3	6	2	8	0	4	0	37				
20	Scottie Lindsey	9-19	7-13	0-0	1	7	8	4	25	1	1	0	31				
30	Bryant McIntosh	2-17	0-6	0-0	1	0	1	3	4	7	0	0	38				
11	Anthony Gaines	0-2	0-1	2-2	1	6	7	5	2	0	2	0	24				
12	Isiah Brown	3-4	1-1	0-0	1	1	2	0	7	1	0	0	11				
23	Jordan Ash	2-3	1-2	0-0	0	3	4	2	5	1	1	0	16				
25	Barret Benson	0-0	0-0	0-0	0	0	0	1	0	0	0	0	3				
44	Gavin Skelly	1-1	0-0	1-1	0	2	2										

GAME RECAPS AND BOX SCORES

Game 13
NU 85, Lewis 48
Dec. 19, 2017 • Rosemont, Ill.

Bryant McIntosh finished with a career-high six 3-pointers in scoring 24 points to go with a game-high seven assists as Northwestern cruised to an 85-48 win over Lewis at Allstate Arena. Gavin Skelly contributed 15 points while shooting a perfect five-of-five from the field. On defense, the Wildcats stifled the Flyers all night as they held Lewis to 31.3 percent shooting (15-of-48). After a slow start in the game's opening minutes, the Wildcats mounted a 9-0 run to take the lead—which they did not relinquish for the rest of the game. Northwestern continued to ramp up its defensive efforts as it held the Flyers without a field goal for over six minutes late in the first half as it continued to build upon its lead. With 1:13 remaining, McIntosh knocked down a triple, his fourth of the half, to put the Wildcats up by 32, their largest lead of the first 20 minutes. The Wildcats eventually took a 49-22 lead into halftime. McIntosh led all players with 16 points and five assists. Scottie Lindsey chipped in with nine points and three rebounds, while Dererk Pardon and Skelly each added eight points. The 'Cats also forced 11 turnovers in the first half and made the most out of those opportunities as they finished the half with 26 points off turnovers. On the other end, the Wildcats moved the ball around as they assisted on 12 of their 16 field goals in the half. Northwestern kept its foot on the gas pedal as it outscored Lewis, 36-26, in the second half. McIntosh finished with eight points in the half, while Skelly chipped in with seven of his own. The Wildcats came into the game forcing an average of 17.9 turnovers per game over the previous seven contests and forced 17 by Lewis. NU finished the game with a 34-5 advantage in points off turnovers. Northwestern assisted on 21 of its 27 field goals with Isiah Brown dishing out a career-high six helpers to go along with the seven by McIntosh.

Lewis 48 • 4-8

#	Player	Total			3-Ptr			Rebounds			PF	TP	A	TO	Bk	Stl	Min
		FG	FGA	FT	FTA	FG	FGA	FT	FTA	Off							
10	Wilson, Cristian	1	5	1	0	2	5	5	3	12	0	1	0	0	0	27	
14	Norton, Nick	3	6	0	2	3	4	0	4	3	9	2	3	0	0	27	
20	Blaylock, Delaney	2	6	0	1	2	2	0	2	1	6	1	2	2	0	17	
12	Pischke, Adam	1	4	1	1	2	2	0	0	5	3	2	2	0	0	26	
31	Niego, Josh	0	3	0	2	0	0	0	1	2	0	1	0	0	0	18	
21	McCombs, Brandon	0	1	0	0	3	4	0	2	2	5	3	0	2	0	14	
22	Bell, Dre	0	1	0	1	2	2	0	2	0	2	1	0	0	0	10	
32	Oliver, Donovan	0	1	0	0	0	3	1	4	0	0	0	0	0	0	8	
13	D'Avanzo, Anthony	1	2	0	0	0	0	0	0	0	2	0	0	0	0	3	
35	Basala, Bailey	2	6	2	4	0	0	2	2	1	6	1	1	0	0	15	
4	Reinhart, Jake	1	5	0	3	1	2	1	2	3	3	0	2	1	0	13	
40	Windt, Justin	0	0	0	0	0	0	0	0	1	0	0	0	0	0	2	
5	Pettinato, Marco	0	3	0	3	0	0	1	2	0	2	3	0	0	0	21	
Team		15-48		3-17		15-21		6		23		29		26		48	
Totals		15-48		3-17		15-21		6		23		29		26		48	

FG % 1st Half: 7-19 36.8% 2nd half: 8-29 27.6% Game: 15-48 31.3%
3FG % 1st Half: 1-5 20.0% 2nd half: 2-12 16.7% Game: 3-17 17.6%
FT % 1st Half: 7-10 70.0% 2nd half: 8-11 72.7% Game: 15-21 71.4%

Northwestern 85 • 9-4

#	Player	Total			3-Ptr			Rebounds			PF	TP	A	TO	Bk	Stl	Min
		FG	FGA	FT	FTA	FG	FGA	FT	FTA	Off							
35	Aaron Falzon	1	2	0	2	4	0	0	3	3	1	6	1	1	0	1	28
5	Dererk Pardon	5	7	0	0	2	3	0	3	3	2	12	0	1	2	21	
10	Scottie Lindsey	9	17	1	4	2	2	2	3	9	9	1	1	0	1	19	
23	Jordan Ash	9	0	3	0	0	4	4	2	0	2	3	1	0	0	24	
30	Bryant McIntosh	8	14	6	11	2	2	0	1	1	24	7	1	0	0	26	
10	Charlie Hall	0	1	0	1	3	0	1	1	0	1	0	0	0	0	4	
12	Anthony Gaines	6	11	0	3	4	6	4	2	6	2	1	0	0	0	24	
12	Isiah Brown	2	6	0	2	2	3	4	6	6	2	0	1	0	0	24	
25	Barret Benson	0	0	0	0	4	5	4	0	5	4	0	1	2	1	14	
33	Tino Mainati	0	3	0	1	0	0	0	0	0	0	0	0	0	0	4	
44	Gavin Skelly	5	5	2	2	3	4	0	1	2	0	15	2	1	1	22	
Team		27-59		11-31		20-27		12		27		39		22		85	
Totals		27-59		11-31		20-27		12		27		39		22		85	

FG % 1st Half: 16-32 50.0% 2nd half: 11-27 40.7% Game: 27-59 45.8%
3FG % 1st Half: 6-17 35.3% 2nd half: 5-14 35.7% Game: 11-31 35.5%
FT % 1st Half: 7-10 70.0% 2nd half: 9-13 69.2% Game: 20-27 74.1%

Officials: Rob Kueneman, Donnie Epler, Edwin Young
Technical fouls: Lewis-None, Northwestern-None.
Attendance: 5126

Score by periods	1st	2nd	Total
Lewis	22	26	48
Northwestern	49	36	85

Points in Paint: Lewis 26, NU 34
Turnovers: Lewis 9, NU 34
Fast Break Points: Lewis 4, NU 9
Bench Points: Lewis 16, NU 34

Last FG - Lewis 2nd-00:44, NU 2nd-02:53.
Largest lead - Lewis by 31:08:55, NU by 41 2nd-02:53.
Lewis led for 04:24, NU led for 34:31. Game was tied for 01:05.

Game 14
#17/17 Oklahoma 104, NU 78
Dec. 22, 2017 • Norman, Okla.

Dererk Pardon scored a team-high 17 points with nine rebounds but Northwestern was unable to withstand a first-half scoring barrage by No. 17/17 Oklahoma, falling 104-78 at Lloyd Noble Center. The contest got off to a less-than-ideal start for the Wildcats as seven straight points by the hosts over the opening 72 seconds of play caused NU to burn an early timeout. However, a pair of 3-pointers by Jordan Ash and a dunk by Pardon allowed Northwestern to close to within 10-8. The Sooners could not be slowed down from behind the arch, though, as the hosts made each of their first six triples and started 9-of-10 from the field overall. OU's Trae Young, the nation's leading scorer, sparked the host by tallying 12 quick points, including hitting three consecutive 3-pointers, during the outburst. Pardon kept NU within striking distance with 8 points. Oklahoma simply could not be slowed down as the nation's leading scoring team connected on an incredible 14 3-pointers in the opening 20 minutes of play in opening up an insurmountable lead. Pardon paced the Wildcats with 10 first-half points. Northwestern was able to slow down the Sooners' attack in the second half as it out-scored the hosts, 40-36, but the large halftime deficit was too large to make a run. Five Wildcats finished in double figures, including Ash, who scored a career-high 11 points. Pardon's nine rebounds were a game high as he finished one board shy of a double-double. Aaron Falzon chipped in with 12 points for Northwestern, including knocking down four 3-pointers. Young paced Oklahoma with 31 points and 12 assists, adding to his nation's-leading totals in both categories, while Christian James added 19 points.

Northwestern 78 • 9-5

#	Player	Total			3-Ptr			Rebounds			PF	TP	A	TO	Bk	Stl	Min
		FG	FGA	FT	FTA	FG	FGA	FT	FTA	Off							
05	Dererk Pardon	8	11	0	0	1	4	5	4	9	3	17	1	3	0	0	26
20	Scottie Lindsey	7	12	0	0	1	4	4	2	6	1	2	1	0	0	24	
23	Jordan Ash	3	6	2	5	3	4	0	0	0	4	11	0	0	0	21	
30	Bryant McIntosh	4	13	2	6	2	2	0	0	0	12	2	2	0	0	27	
35	Aaron Falzon	4	8	0	0	1	2	3	12	1	3	1	0	0	0	24	
11	Anthony Gaines	2	4	0	1	0	1	4	5	1	4	1	0	0	0	18	
12	Isiah Brown	3	3	0	0	4	5	0	0	3	10	2	4	0	1	21	
25	Barret Benson	2	4	0	0	1	2	3	3	4	3	0	1	0	1	14	
44	Gavin Skelly	2	4	0	1	2	3	6	0	6	1	0	0	0	0	19	
Team		29-65		8-28		12-19		13		39		32		23		78	
Totals		29-65		8-28		12-19		13		39		32		23		78	

FG % 1st Half: 15-35 42.9% 2nd half: 14-30 46.7% Game: 29-65 45.8%
3FG % 1st Half: 4-15 26.7% 2nd half: 4-13 30.8% Game: 8-28 28.6%
FT % 1st Half: 4-5 80.0% 2nd half: 9-14 64.3% Game: 13-19 68.4%

Officials: Terry Ogden, Lamont Simpson, Lewis Garrison
Technical fouls: Northwestern-None, Oklahoma-None.
Attendance: 11259

Score by periods	1st	2nd	Total
Northwestern	38	40	78
Oklahoma	68	36	104

Points in Paint: Lewis 26, NU 34
Turnovers: Lewis 9, NU 34
Fast Break Points: Lewis 4, NU 9
Bench Points: Lewis 16, NU 34

Last FG - NU 2nd-03:31, OU 2nd-01:57.
Largest lead - NU None, OU by 39 2nd-13:55.
NU led for 00:00, OU led for 39:48. Game was tied for 00:12.

Game 15
NU 95, Brown 73
Dec. 30, 2017 • Rosemont, Ill.

Dererk Pardon led five Northwestern players in double figures with 18 points as the Wildcats used a strong second-half performance to pull away from Brown for a 95-73 win at Allstate Arena. Trailing by seven early in the second half, NU outscored the Bears 47-18 over the final 15:30 of the game to earn the victory. A three-point play by Anthony Gaines at the 12:46 mark gave NU a 15-10 advantage, the first lead of more than three points for either team through the first seven minutes of the contest. The advantage was four before Aaron Falzon drilled a triple from the top of the key and Gaines followed with a steal and a slam, giving Northwestern its largest lead of the half, 37-28, with just over four minutes remaining before halftime. Brown eventually would close back to within 42-37 at the intermission despite the Wildcats shooting 51.6 percent from the field (16-31). An early second-half surge allowed the Bears to get the lead back as they went up 49-46 just under three minutes into the period. The guests' advantage grew to seven but a dunk by Scottie Lindsey, a corner trey by Jordan Ash and a triple by Gavin Skelly sparked a quick eight-point run that gave NU the lead back, 56-55, with 13:49 left. Overall, a 20-3 run over a span of six and a half minutes pushed Northwestern's lead to 68-58 with nine minutes remaining. A three-point play by Lindsey with 7:54 left gave him 1,000 points for his career, making him the 35th player in school history to reach the milestone. Brown was within seven, 77-70, with five minutes to go, but a jumper by Lindsey and a dunk by Pardon pushed the lead back up to double digits and igniting an 18-3 run to end the game.

Brown 73 • 6-6

#	Player	Total			3-Ptr			Rebounds			PF	TP	A	TO	Bk	Stl	Min
		FG	FGA	FT	FTA	FG	FGA	FT	FTA	Off							
05	Howard, Joshua	1	0	5	0	2	2	3	4	7	4	2	1	0	1	11	
44	DeWolf, Matt	0	2	0	0	1	2	4	6	2	0	1	2	0	0	20	
02	Anderson, Brandon	8	17	3	5	7	9	0	0	1	26	2	3	0	2	32	
20	Hunsaker, Zach	2	6	1	2	0	0	1	1	5	4	1	0	1	0	28	
24	Cambridge, Desmond	7	18	3	9	5	5	1	2	3	22	2	0	0	0	35	
60	Massey, Jason	1	2	0	0	0	0	0	0	3	2	0	1	0	0	13	
04	Okolie, Obi	3	7	0	1	1	2	0	3	3	2	7	0	1	0	23	
11	Sullivan, Chris	1	2	1	1	0	0	0	0	1	3	0	1	0	0	10	
25	Choh, Tamenang	3	5	0	0	0	0	3	6	5	6	2	2	0	0	19	
Team		25-64		8-21		15-19		13		19		32		22		73	
Totals		25-64		8-21		15-19		13		19		32		22		73	

FG % 1st Half: 14-33 42.4% 2nd half: 11-31 35.5% Game: 25-64 39.1%
3FG % 1st Half: 4-11 36.4% 2nd half: 4-10 40.0% Game: 8-21 38.1%
FT % 1st Half: 5-6 83.3% 2nd half: 10-13 76.9% Game: 15-19 78.9%

Officials: Rob Kueneman, Courtney Green, Steve Honacki
Technical fouls: Brown-TEAM, Northwestern-None.
Attendance: 6006

Score by periods	1st	2nd	Total
Brown	37	36	73
Northwestern	42	53	95

Points in Paint: Lewis 26, NU 34
Turnovers: Lewis 9, NU 34
Fast Break Points: Lewis 4, NU 9
Bench Points: Lewis 16, NU 34

Last FG - Brown 2nd-01:42, NU 2nd-00:26.
Largest lead - Brown by 7 2nd-15:30, NU by 22 2nd-00:26.
Brown led for 07:34, NU led for 31:16. Game was tied for 01:10.

GAME RECAPS AND BOX SCORES

Game 16
Nebraska 70, NU 55
Jan. 2, 2018 • Rosemont, Ill.

Derek Pardon registered a double-double, highlighted by a season-high 15 rebounds, but Northwestern was unable to overcome a tough shooting day, falling to Nebraska, 70-55, at Allstate Arena. Pardon turned in a solid all-around performance, finishing the game with 17 points, 11 offensive rebounds, three assists and three blocks. Aaron Falzon came off the bench to help provide a spark for the Wildcats' offense early in the game, jumpstarting a 11-0 run with a three-pointer followed by a layup. A jumper by Jordan Ash at the 9:33 mark extended Northwestern's lead to 16-10, its largest lead of the half. The #B1GCats' defense made life difficult for Nebraska throughout the first half, holding them to 29.6 percent shooting and forcing seven turnovers. The Wildcats also held the Cornhuskers scoreless for nearly five minutes during the Northwestern run midway through the first half. A 10-2 run by Northwestern to close the half, which included back-to-back threes by Falzon and Lindsey on NU's final two possessions, sent the Wildcats into intermission with a 30-25 lead. Pardon's layup to open the second half gave the Wildcats a seven-point lead, but Northwestern had a difficult time getting shots to fall to start the second half and, as a result, Nebraska was able to take back the lead. The Cornhuskers ramped up their shooting efforts, finishing the half shooting 59.3 percent (16-of-27) from the field, helping to extend their lead to double figures. Northwestern was unable to recover, ultimately falling 70-55. The Wildcats were held to 29.2 percent shooting in the contest despite posting a season-high 22 offensive rebounds.

Nebraska 70 • 11-5, 2-1 B1G

#	Player	Total			3-Ptr			Rebounds			PF	TP	A	TO	Bk	Stl	Min
		FG	FGA	FT	FTA	Off	Def	Total									
14	Copeland, Isaac	f	5-9	0-3	3-3	4	4	8	1	13	1	0	3	0	0	29	
23	Tshimanga, Jordy	c	0-3	0-3	2-2	1	4	5	2	2	0	3	1	1	1	10	
05	Watson Jr., Glynn	g	5-14	2-5	7-8	0	6	6	2	19	6	2	1	2	35		
11	Taylor, Evan	g	0-5	0-1	0-0	0	1	1	2	0	0	1	0	0	24		
24	Palmer Jr., James	g	7-11	2-3	2-3	1	4	5	1	18	4	3	1	0	30		
00	Okeke, Dúby	f	1-1	0-0	0-0	2	1	3	1	2	0	1	3	0	10		
12	Allen, Thomas	g	0-2	0-1	0-0	0	1	1	0	0	0	0	0	0	5		
13	Gill, Anton	g	2-3	2-2	1-1	0	1	1	1	7	0	0	1	2	26		
15	Roby, Isaiah	g	2-5	1-1	0-0	1	0	1	1	3	5	2	0	2	19		
20	Borchardt, Tanner	g	2-2	0-0	0-0	1	2	3	4	1	0	2	0	1	12		
	Team																
	Totals		24-55	7-16	15-17	10	26	36	17	70	14	10	14	7	200		

FG % 1st Half:	8-28	28.6%	2nd half:	16-27	59.3%	Game:	24-55	43.6%	Deadball	
3FG % 1st Half:	4-7	57.1%	2nd half:	3-9	33.3%	Game:	7-16	43.8%	Rebounds	
FT % 1st Half:	5-6	83.3%	2nd half:	10-11	90.9%	Game:	15-17	88.2%		2.2

Northwestern 55 • 10-6, 1-2 B1G

#	Player	Total			3-Ptr			Rebounds			PF	TP	A	TO	Bk	Stl	Min
		FG	FGA	FT	FTA	Off	Def	Total									
04	Vic Law	f	2-11	0-4	4-4	3	5	8	1	8	3	3	1	1	37		
44	Gavin Skelly	f	1-6	1-2	0-0	3	2	5	3	3	1	0	0	0	18		
05	Derek Pardon	c	6-18	0-0	5-8	11	4	15	0	17	3	2	3	0	36		
20	Scottie Lindsey	g	4-14	2-6	2-2	0	2	2	3	12	4	3	1	0	35		
23	Jordan Ash	g	1-4	0-3	0-0	0	2	2	1	2	1	0	2	0	28		
11	Anthony Gaines	g	0-1	0-1	0-0	0	1	1	0	0	0	0	0	0	13		
12	Isiah Brown	g	1-3	0-0	0-0	0	0	0	1	2	2	1	0	0	12		
25	Barret Benson	g	0-0	0-0	0-0	0	0	0	1	0	0	1	0	0	4		
35	Aaron Falzon	g	4-8	3-5	0-0	1	2	5	11	0	0	0	0	0	17		
	Team																
	Totals		19-65	6-21	11-16	22	20	42	17	55	14	11	6	3	200		

FG % 1st Half:	12-39	30.8%	2nd half:	7-26	26.9%	Game:	19-65	29.2%	Deadball	
3FG % 1st Half:	4-12	33.3%	2nd half:	2-9	22.2%	Game:	6-21	28.6%	Rebounds	
FT % 1st Half:	2-4	50.0%	2nd half:	9-12	75.0%	Game:	11-16	68.8%		1.1

Officials: Lamont Simpson, Paul Selez, Kelly Pfeifer
Technical fouls: Nebraska-None, Northwestern-None.
Attendance: 5443

Score by periods	1st	2nd	Total
Nebraska	25	45	70
Northwestern	30	25	55

Points	In	Off	2nd	Fast	Bench
Nebraska	13	11	8	20	6
NU	22	8	20	0	13

Last FG - NEB 2nd-00:30, NU 2nd-00:12.
Largest lead - NEB by 17 2nd-00:30, NU by 7 2nd-19:18.
NEB led for 17:15, NU led for 16:18, Game was tied for 06:03.
Score tied - 5 times.
Lead changed - 5 times.

Game 17
Penn State 78, NU 63
Jan. 5, 2018 • University Park, Pa.

Bryant McIntosh scored a team-high 18 points, but Northwestern was unable to overcome a strong shooting performance by Penn State, falling, 78-63, at the Bryce Jordan Center. Lamar Stevens led the Nittany Lions with 30 points. As a team, Penn State shot 54.5-percent (30-of-55) on the night. The Nittany Lions got off to a hot start offensively, knocking down nine of their first 11 shots to start the game and jump out to a 22-11 lead. Penn State extended its lead to 31-15 with 7:44 remaining in the first half, however the Wildcats went on a 7-0 scoring run to cut their deficit to single digits. NU ramped up its offensive efforts in the final 10 minutes of the half, converting on 9-of-16 shots to close out the opening stanza. The #B1GCats continued to cut away at the lead as they went on a 6-0 in the final two minutes of the half, finishing with McIntosh banking in a triple at the buzzer to send the Wildcats into the break trailing, 41-34. Trailing 45-36 early in the second half, Northwestern went on a 8-2 run to cut its deficit to just three with over 15 minutes remaining in the game. Derek Pardon jump started the run with a two-handed dunk, and then back-to-back three pointers by McIntosh and Jordan Ash helped cut into the lead even further. Penn State countered the Wildcats' run with a 9-0 streak of their own to extend the lead back to 56-44. However, the Wildcats answered it with back-to-back 3-pointers from Ash and Law to trim the deficit to six. But that would be as close as the Wildcats could get for the rest of the game as Penn State continued its hot shooting en route to a 78-63 victory.

Northwestern 63 • 10-7, 1-3

#	Player	Total			3-Ptr			Rebounds			PF	TP	A	TO	Bk	Stl	Min
		FG	FGA	FT	FTA	Off	Def	Total									
4	Vic Law	f	3-7	1-3	1-1	1	5	6	4	8	5	1	0	3	30		
44	Gavin Skelly	f	2-6	1-3	2-2	2	4	6	3	7	0	2	0	1	19		
5	Derek Pardon	c	3-6	0-0	0-0	2	2	4	5	6	1	1	1	1	32		
20	Scottie Lindsey	g	3-17	3-11	0-0	0	4	4	1	9	1	4	1	1	34		
30	Bryant McIntosh	g	6-14	4-6	2-2	2	3	3	18	4	5	0	2	34			
11	Anthony Gaines	g	2-4	0-1	0-0	1	1	1	0	1	5	0	0	0	13		
12	Isiah Brown	g	1-3	0-1	0-0	0	2	2	1	2	0	0	0	0	8		
23	Jordan Ash	g	2-3	2-2	0-0	0	2	2	0	6	0	1	0	0	16		
25	Barret Benson	g	1-1	0-0	0-0	1	1	2	2	0	1	0	0	0	2		
35	Aaron Falzon	g	0-1	0-1	0-0	1	0	1	0	0	0	0	0	0	9		
	Team																
	Totals		23-62	11-28	6-6	10	17	27	21	63	11	15	2	8	200		

FG % 1st Half:	13-32	40.6%	2nd half:	10-30	33.3%	Game:	23-62	37.1%	Deadball	
3FG % 1st Half:	5-13	38.5%	2nd half:	6-15	40.0%	Game:	11-28	39.3%	Rebounds	
FT % 1st Half:	3-3	100.0	2nd half:	3-3	100.0	Game:	6-6	100.0		0

Penn State 78 • 12-5, 2-2

#	Player	Total			3-Ptr			Rebounds			PF	TP	A	TO	Bk	Stl	Min
		FG	FGA	FT	FTA	Off	Def	Total									
11	Stevens, Lamar	f	14-19	1-3	1-3	2	3	5	1	30	2	4	0	1	37		
24	Watkins, Mike	f	5-6	0-0	8-11	4	13	17	2	18	0	2	4	2	31		
10	Carr, Tony	g	3-13	1-4	5-7	0	4	4	2	12	5	1	0	0	30		
23	Reaves, Josh	g	3-5	1-1	0-0	2	4	6	7	1	2	2	1	2	24		
23	Garner, Shep	g	1-4	0-1	0-0	0	2	2	2	2	1	2	1	0	21		
40	Bostick, Nazeer	g	1-2	0-1	0-0	0	1	1	0	2	1	1	1	0	9		
05	Wheeler, Jamari	g	2-5	0-2	0-0	1	2	0	4	5	3	0	3	0	19		
44	Moore, Julian	g	1-1	0-0	1-1	1	0	1	1	3	0	0	0	0	9		
	Team																
	Totals		30-55	3-13	15-23	12	28	40	11	78	15	16	8	9	200		

FG % 1st Half:	17-24	70.8%	2nd half:	13-31	41.9%	Game:	30-55	54.5%	Deadball	
3FG % 1st Half:	2-6	33.3%	2nd half:	1-7	14.3%	Game:	3-13	23.1%	Rebounds	
FT % 1st Half:	5-8	62.5%	2nd half:	10-15	66.7%	Game:	15-23	65.2%		4.1

Officials: Donnie Epley, Chris Beaver, Steve McClunkins
Technical fouls: Northwestern-None, Penn State-None.
Attendance: 4682

Score by periods	1st	2nd	Total
Northwestern	34	29	63
Penn State	41	37	78

Points	In	Off	2nd	Fast	Bench
Northwestern	13	6	14	6	9
Penn State	48	19	14	6	9

Last FG - NU 2nd-01:34, PSU 2nd-00:12.
Largest lead - NU None, PSU by 17 2nd-03:19.
NU led for 00:00, PSU led for 38:59, Game was tied for 01:01.
Score tied - 1 time.
Lead changed - 0 times.

Game 18
NU 83, Minnesota 60
Jan. 10, 2018 • Rosemont, Ill.

Bryant McIntosh broke the school single-game assists record with 16 while adding 11 points for a double-double, as Northwestern rolled to an 83-60 victory over Minnesota at Allstate Arena. McIntosh's assist total best the previous school record of 14 held by Patrick Baldwin. Derek Pardon added a double-double of his own, posting 13 points and 12 rebounds. Scottie Lindsey finished with a game-high 22 points. With the game tied at 5-5 early, Gavin Skelly came off the bench and provided a spark for the Wildcats as he knocked down a triple and then a jumper soon after to give NU a 10-9 lead. A 16-2 run by the 'Cats extended the lead to 29-14 midway through the first half. Jordan Ash began the run with a 3-pointer before two dunks by Pardon and a layup from McIntosh helped swing the momentum in the #B1GCats' favor. Three-pointers by Lindsey and Vic Law helped Northwestern open up its lead even further. Later in the run, the Wildcats scored 12-unanswered points to build their lead to as many as 24 with 1:16 remaining in the half. Northwestern also ramped up its defensive efforts, holding Minnesota without a field goal for 4:41 midway through the half and then scoreless for a 5:21 stretch later on in the period. Northwestern entered the break holding a 43-21 lead. Lindsey led all scorers with 10 points, while Pardon chipped in with eight points and eight rebounds. Following a Minnesota three to start the second half, the Wildcats showed no signs of slowing down to open up the game as they went on a 9-0 run to extend their lead to 52-24 with 17:10 left in the contest. A run by Minnesota trimmed the 'Cats' lead to as few as 14, but NU promptly answered back with a 6-0 run of its own to extend the gap back to 20 points. Falzon finished with a team-high 13 points in the second half, while Lindsey added 12 of his own.

Minnesota 60 • 13-5, 2-3 B1G

#	Player	Total			3-Ptr			Rebounds			PF	TP	A	TO	Bk	Stl	Min
		FG	FGA	FT	FTA	Off	Def	Total									
03	Murphy, Jordan	f	2-4	1-1	3-3	0	2	2	5	8	0	0	1	0	17		
42	Hurt, Michael	f	2-3	0-0	3-5	0	1	1	0	7	0	1	1	0	21		
21	Konate, Bakary	c	2-4	0-0	0-0	2	2	4	1	4	0	0	0	1	22		
20	McBryer, Dupree	g	3-8	2-4	6-6	0	0	0	3	14	2	1	0	3	32		
02	Mason, Nate	g	2-10	2-6	3-3	0	3	3	5	9	4	0	0	0	26		
04	Harris, Jamir	g	1-5	1-4	0-0	1	0	1	0	3	2	0	0	1	19		
11	Washington, Isaiah	g	2-12	2-6	3-4	2											

GAME RECAPS AND BOX SCORES

Game 19
Indiana 66, NU 46
Jan. 14, 2018 • Bloomington, Ind.

Northwestern was unable to overcome a slow start offensively as Indiana defeated the Wildcats, 66-46, at Assembly Hall. Vic Law finished tied for a team-high nine points to go along with seven rebounds and three assists for the Wildcats. Aaron Falzon contributed with eight points and five rebounds, while Dererk Pardon also finished with eight points and a game-high eight rebounds. Northwestern's defense set the tone early, holding the Hoosiers scoreless for almost four minutes to start the game. A run by Indiana gave the Hoosiers a double-digit lead midway through the first half, however an 8-0 counter by the 'Cats helped cut their deficit to two, 13-11, with 7:18 to go in the half. Bryant McIntosh began the run with a triple, his first of the day, and then Law followed it up with a layup and a three-pointer on back-to-back possessions. The pace began to pick up as both teams traded buckets in the final 10 minutes of the half. A three-pointer by Robert Johnson gave Indiana a 24-15 lead, but a dunk by Pardon and a pair of free throws from Falzon sent Northwestern into halftime trailing, 24-19. Pardon led the Wildcats at the half with six points and four rebounds, while Falzon and Law each had five points. Northwestern hung in the game to start the second half, with a three-pointer by Falzon and a dunk by Lindsey each cutting the lead to four on separate occasions early on. However, the Wildcats didn't have an answer for the Hoosiers' hot shooting as IU opened up its lead back up to double digits. Indiana shot an impressive 14-of-23 from the field as a team over the final 20 minutes of play. Isiah Brown provided NU with a spark off the bench, finishing tied for a team-high nine points, all of which came in the second half. Northwestern converted on all nine of its free throw attempts in the contest.

Northwestern 46 • 11-8, 2-4

#	Player	Total		3-Ptr		Rebounds		PF	TP	A	TO	Blk	Stl	Min	
		FG	FGA	FG	FGA	FT	FTA								Off
04	Vic Law	9	11	4	0	3	4	7	3	9	3	1	0	34	
35	Aaron Falzon	8	15	2	6	2	0	5	1	8	0	2	0	19	
05	Dererk Pardon	8	11	0	4	4	4	8	4	8	0	2	3	33	
20	Scottie Lindsey	8	15	0	7	0	0	3	4	1	2	1	4	11	
30	Bryant McIntosh	8	15	2	2	2	0	3	3	1	7	2	3	0	
11	Anthony Gaines	3	8	0	0	0	0	0	3	0	0	0	0	14	
12	Isiah Brown	3	3	2	2	1	0	0	1	9	0	1	0	4	
23	Jordan Ash	0	1	0	1	0	2	2	1	0	1	2	0	0	
25	Barret Benson	0	0	0	0	0	1	1	3	0	1	0	0	5	
33	Tino Mainali	0	0	0	0	0	0	0	0	0	0	0	0	04	
44	Gavin Skelly	1	5	1	3	0	0	2	3	0	2	1	0	19	
Team		15-56		7-25		9-9		12		26		38		20 46 8 17 5 6 200	
FG % 1st Half:		6-25	24.0%	2nd half:		9-31	29.0%	Game:		15-56	26.8%		Deadball		
3FG % 1st Half:		3-11	27.3%	2nd half:		4-14	28.6%	Game:		7-25	28.0%		Rebounds		
FT % 1st Half:		4-4	100.0%	2nd half:		5-5	100.0%	Game:		9-9	100.0%		4		

Indiana 66 • 11-7, 4-2

#	Player	Total		3-Ptr		Rebounds		PF	TP	A	TO	Blk	Stl	Min	
		FG	FGA	FG	FGA	FT	FTA								Off
03	Smith, Justin	4	8	0	0	2	3	2	5	2	8	0	1	1	
13	Morgan, Juwan	4	4	0	0	0	4	5	2	8	2	1	0	16	
02	Newkirk, Josh	3	6	2	3	4	0	3	3	2	12	2	2	0	
04	Johnson, Robert	3	12	5	11	2	2	0	6	6	1	17	3	2	
15	McRoberts, Zach	3	8	0	2	2	0	3	3	2	2	0	0	1	
01	Durham, Aljami	2	4	0	1	2	0	3	0	5	1	0	0	14	
10	Jager, Johnny	0	0	0	0	0	0	0	0	0	0	0	0	1	
11	Green, Devonte	1	7	0	3	4	0	1	1	0	4	0	2	5	
21	McSwain Jr., Freddie	2	3	0	0	0	1	4	5	2	4	1	0	17	
22	Moore, Clifton	0	1	0	0	0	0	0	0	3	0	0	0	2	
30	Hartman, Collin	2	5	1	3	1	2	1	3	0	6	5	2	0	
35	Pfeller, Tim	0	0	0	0	0	0	0	0	0	0	0	0	22	
Team		23-53		8-23		12-22		10		29		39		14 66 17 11 4 9 200	
FG % 1st Half:		9-30	30.0%	2nd half:		14-23	60.9%	Game:		23-53	43.4%		Deadball		
3FG % 1st Half:		4-13	30.8%	2nd half:		4-10	40.0%	Game:		8-23	34.8%		Rebounds		
FT % 1st Half:		2-4	50.0%	2nd half:		10-18	55.6%	Game:		12-22	54.5%		4		

Officials: Terry Wymier, Paul Szalc, D.J. Carstensen
 Technical fouls: Northwestern-None. Indiana-None.
 Attendance: 17222

Score by periods	1st	2nd	Total
Northwestern	19	27	46
Indiana	24	42	66

Last FG - NU 2nd-00:04, IND 2nd-00:41.
 Largest lead - NU by 3 1st-16:22, IND by 29 2nd-03:32.
 NU led for 00:20, IND led for 34:04. Game was tied for 05:35.

Ohio State 71 • 16-4, 7-0 BIG

#	Player	Total		3-Ptr		Rebounds		PF	TP	A	TO	Blk	Stl	Min	
		FG	FGA	FG	FGA	FT	FTA								Off
01	Tate, Jae'Sean	5	9	0	0	2	2	0	5	5	2	12	1	1	
33	Bates-Diop, Kelita	4	12	0	3	2	4	3	5	8	1	10	3	2	
24	Wesson, Kaleb	3	8	0	1	2	2	4	6	1	8	0	1	1	
03	Jackson, C.J.	3	10	1	6	5	7	1	4	5	2	12	8	2	
15	Williams, Kam	3	5	1	1	0	0	4	4	1	7	0	1	0	
00	Potter, Micah	5	5	1	1	2	2	3	3	13	1	1	0	0	
02	Jallow, Musa	0	0	0	0	0	0	1	1	1	0	0	2	0	
13	Dakich, Andrew	2	3	2	3	0	0	1	1	1	6	1	0	0	
24	Wesson, Andre	1	3	1	2	0	0	2	3	1	3	3	1	0	
Team		26-55		6-17		13-17		10		28		38		13 71 17 12 3 7 200	
FG % 1st Half:		12-29	41.4%	2nd half:		14-26	53.8%	Game:		26-55	47.3%		Deadball		
3FG % 1st Half:		2-9	22.2%	2nd half:		4-8	50.0%	Game:		6-17	35.3%		Rebounds		
FT % 1st Half:		7-9	77.8%	2nd half:		6-8	75.0%	Game:		13-17	76.5%		3		

Northwestern 65 • 11-9, 2-5 BIG

#	Player	Total		3-Ptr		Rebounds		PF	TP	A	TO	Blk	Stl	Min	
		FG	FGA	FG	FGA	FT	FTA								Off
04	Vic Law	5	14	2	8	2	2	1	4	5	2	14	2	2	
44	Gavin Skelly	5	8	1	3	0	2	2	4	11	3	2	1	1	
05	Dererk Pardon	3	4	0	0	1	2	8	10	2	7	4	0	4	
20	Scottie Lindsey	6	13	1	5	0	0	3	3	13	3	2	1	0	
30	Bryant McIntosh	4	14	2	7	0	0	1	1	1	10	5	2	0	
11	Anthony Gaines	3	5	2	4	2	4	0	0	0	1	10	1	0	
23	Jordan Ash	0	0	0	0	0	0	1	1	0	0	1	1	0	
25	Barret Benson	0	0	0	0	0	1	2	1	0	0	1	0	0	
Team		26-58		8-27		5-10		5		20		25		14 65 19 10 6 5 200	
FG % 1st Half:		10-27	37.0%	2nd half:		16-31	51.6%	Game:		26-58	44.8%		Deadball		
3FG % 1st Half:		2-9	22.2%	2nd half:		6-18	33.3%	Game:		8-27	29.6%		Rebounds		
FT % 1st Half:		3-5	60.0%	2nd half:		2-4	50.0%	Game:		5-10	50.0%		4		

Officials: Lamont Simpson, Pat Driscoll, Donnie Epley
 Technical fouls: Ohio State-None. Northwestern-None.
 Attendance: 6018

Score by periods	1st	2nd	Total
Ohio State	33	38	71
Northwestern	25	40	65

Last FG - OSU 2nd-02:38, NU 2nd-00:43.
 Largest lead - OSU by 15 2nd-13:00, NU by 6 1st-17:48.
 OSU led for 28:54, NU led for 10:26. Game was tied for 00:40.

Game 20
#22/22 Ohio State 71, NU 65
Jan. 17, 2018 • Rosemont, Ill.

Northwestern was unable to overcome a strong offensive performance by Ohio State, falling, 71-65, at Allstate Arena. With 7:23 remaining in the game, the Wildcats trailed 62-49 before mounting a 16-6 run in the game's final minutes to give the conference leaders all they could handle. Five Wildcat players finished in double figures, with Vic Law leading the way with 14 points. Micah Potter paced the Buckeyes with 13 points. As a team, Ohio State shot 47.3-percent (26-of-55) on the night. Back-to-back buckets by Gavin Skelly helped the Wildcats take a 12-6 lead with 14:14 remaining in the first half, but Ohio State pushed its way out front to close out the half and entered the locker room with a 33-25 lead. As a team, Northwestern converted on 10-of-27 field goals in the first half, while the Buckeyes shot 12-of-29 from the field. After a slow first half offensively for Dererk Pardon, the junior center picked it up in the second half with two electrifying dunks in the first opening five minutes of the half. However, the Buckeyes caught fire midway through the second half, converting on five straight field goals to open their lead up to 51-36 with 13:00 left in the game. A jumper by Skelly, followed by a McIntosh three-pointer on the ensuing possession, cut the Wildcats' deficit to single digits with 6:37 remaining in the game. Northwestern continued to put pressure on Ohio State, cutting the Buckeyes' lead to as little as three points in the final minute of the game thanks to back-to-back triples from Law and Lindsey, but Ohio State was able to clinch the victory at the free throw line.

THE LAST TIME IT HAPPENED...

TEAM	
Ranked in AP Top 25.....	#20, 11/13/17
Defeated a team ranked in AP Top 25.....	#25 Maryland; W, 72-64; 3/10/17
Defeated an AP Top 10 team.....	at #7 Wisconsin; W, 66-59; 2/12/17
Defeated an AP Top 10 team on the road.....	at #7 Wisconsin; W, 66-59; 2/12/17
Defeated an AP Top 5 team.....	#4 Michigan State; W, 83-65; 1/27/79
Defeated the No. 1 team in AP poll.....	Yet to happen
Faced the No. 1 team in AP poll.....	at Michigan; L, 68-46; 1/30/13
Played an overtime game.....	vs. Illinois; W, 72-68; 12/1/17
Won an overtime game.....	vs. Illinois; W, 72-68; 12/1/17
Played two-overtime game.....	Michigan; W, 82-78; 3/3/15
Played three-overtime game.....	at Michigan State; W, 75-73; 2/23/80
Won on a buzzer-beater.....	Michigan; W, 67-65; 3/1/17 (Dererk Pardon layup)
Won by 40+ points.....	W, 96-31 vs. Chicago State*; 12/11/17
Won by 50+ points.....	W, 96-31 vs. Chicago State*; 12/11/17
Won by 60+ points.....	W, 96-31 vs. Chicago State*; 12/11/17
Scored 100+ points.....	W, 103-67 vs. Sacred Heart; 12/21/15
Scored 55+ points in a half.....	55 vs. Chicago State (1st half); 12/11/17
Shot 60% or better from the field.....	.600 (30-50) vs. Rutgers; 3/9/17
Shot 65% or better from the field.....	.674 (29-43) vs. Arkansas State; 12/3/07
Shot 95% or better from the free throw line.....	.958 (23-24) vs. Saint Peter's; 11/13/17
Shot 100% from the free throw line.....	18-18 vs. Northern Kentucky; 12/27/14
40+ free throw attempts.....	48 vs. Northern Illinois; 11/13/09
50+ rebounds.....	50 vs. Mississippi Valley State; 11/11/16
Held opponent to 20 rebounds or less.....	16 vs. Saint Peter's; 11/13/17
30+ assists.....	33 vs. Rutgers*; 2/27/16
10+ blocked shots.....	12 vs. Loyola (Md.); 11/10/17
15+ steals.....	18 vs. Howard; 12/20/07
20+ steals.....	22 vs. Penn State*; 3/11/04
15+ 3-point field goals made.....	17 vs. Rutgers; 2/27/16
20+ 3-point field goals made.....	20 vs. Mississippi Valley State*; 12/2/11
5 or fewer turnovers.....	5 vs. Eastern Washington; 11/14/16
Opponent committed 20+ turnovers.....	21 vs. Valparaiso; 12/14/17
Opponent committed 30+ turnovers.....	32 vs. Savannah State; 12/1/07
Held opponent to 25% or worse shooting.....	.200 (8-40) vs. Chicago State; 12/11/17
Held opponent to 30% or worse shooting.....	.200 (8-40) vs. Chicago State; 12/11/17
Held opponent to 30 points or less.....	30 vs. Oakland; 11/21/98
Held opponent to 40 points or less.....	31 vs. Chicago State; 12/11/17
Held opponent to 15 points or less in a half.....	8 vs. Chicago State (1st half)*; 12/11/17
Led by 40+ points at halftime.....	47 (55-8) vs. Chicago State; 12/11/17

INDIVIDUAL	
20+ points.....	Scottie Lindsey, 22 vs. Minnesota; 1/10/18
30+ points.....	Vic Law, 30 vs. Creighton; 11/15/17
35+ points.....	John Shurna, 37 vs. LSU; 11/17/11
40+ points.....	Rich Falk, 49 vs. Iowa*; 2/24/64
20+ points in a half.....	Vic Law, 23 vs. Creighton (2nd half); 11/15/17
25+ points in a half.....	John Shurna, 25 at Northern Illinois (2nd half); 11/12/10
20+ points off the bench.....	Scottie Lindsey, 22 vs. Illinois; 12/1/17
30+ points off the bench.....	Jeff Grose, 32 vs. Rutgers*; 12/5/88
10+ rebounds.....	Dererk Pardon, 10 vs. Ohio State; 1/17/18
20+ rebounds.....	Dererk Pardon, 22 vs. Nebraska; 1/26/17
10+ assists.....	Bryant McIntosh, 16 vs. Minnesota*; 1/10/18
15+ assists.....	Bryant McIntosh, 16 vs. Minnesota*; 1/10/18
5+ blocked shots.....	Dererk Pardon, 6 vs. Minnesota; 1/10/18
10+ blocked shots.....	Jim Pitts, 10 vs. Purdue*; 1/8/66
5+ steals.....	Sanjay Lumpkin, 5 vs. Iowa; 1/25/14
10+ steals.....	Yet to happen
7+ 3-point field goals.....	Scottie Lindsey, 7 at DePaul; 12/16/17
10+ free throws made.....	Drew Crawford, 13 at Purdue; 3/9/14
15+ free throws made.....	Evan Eschmeyer, 17 vs. Minnesota*; 2/27/99
Five players score in double figures.....	5 vs. Ohio State; 1/17/18
Six players score in double figures.....	6 vs. IUPUI; 12/20/16
Two players with 20+ points.....	Bryant McIntosh (21) and Scottie Lindsey (20) vs. La Salle; 11/18/17
20+ points, 10+ rebounds.....	Alex Olah (20P, 13R) vs. Michigan; 3/10/16
20+ points, 10+ assists.....	Bryant McIntosh (20P, 10A) vs. Iowa; 1/15/17
Double-double (points/rebounds).....	Dererk Pardon (13P, 12R) vs. Minnesota; 1/10/18
Double-double (points/assists).....	Bryant McIntosh (11P, 16A) vs. Minnesota; 1/10/18
Two players with double-doubles.....	Dererk Pardon (13P, 12R) & Bryant McIntosh (11P, 16A) vs. Minnesota; 1/10/18
Triple-double.....	Evan Eschmeyer (27P, 12R, 10A) at Indiana; 1/13/99
Perfect at free throw line (min. 10 attempts).....	Michael Thompson (11-11) at Indiana; 2/19/11

* school record



4

VIC LAW

6-7 • 200 • R-Jr. • Forward
South Holland, Ill.
St. Rita

2017-18 SEASON NOTES

- Ranks ninth in school history with a career .388 3-point field goal percentage
- Recorded 12 points, 7 rebounds and 3 blocks in a season-opening win over Loyola (Md.) (11/12/17)
- Tallied a career-best 30 points, including 23 in the second half, while matching a career high with five 3-pointers vs. Creighton (11/15)
- Finished just shy of recording a double-double in a win over La Salle, posting 8 points, 8 rebounds and 5 assists (11/18)
- Scored 15 points in a victory over Sacred Heart (11/24)
- Posted 16 points with 7 rebounds in an overtime win over Illinois (12/1)
- Recorded a double-double, posting 12 points and a season-high 10 rebounds with 4 assists at Purdue (12/3)
- Scored a game-high 18 points in just 17 minutes of action, including going 7-for-7 from the free throw line, in a win over Chicago State (12/11)
- Tallied 15 points in the first seven minutes of the game, including knocking down four straight 3-pointers, en route to scoring a game-high 18 points in a win over Valparaiso (12/14)
- Missed two contests vs. Lewis (12/19) and Oklahoma (12/22) due to injury

LAW'S GAME-BY-GAME STATISTICS

Opponent	GS	FG	3FG	FT	Reb	Pts	A	TO	B	S	Min
Loyola (Md.)	*	4-12	1-4	3-5	7	12	1	0	3	0	35
Saint Peter's	*	4-8	1-4	1-1	7	10	1	2	1	2	35
Creighton	*	11-19	5-10	3-4	5	30	1	2	2	1	39
vs. La Salle	*	4-11	0-3	0-0	8	8	5	1	2	0	33
vs. Texas Tech	*	1-6	1-3	1-2	4	4	0	4	0	0	31
Sacred Heart	*	5-9	2-5	3-3	1	15	2	1	0	1	29
at Georgia Tech	*	5-8	1-2	1-1	5	12	2	1	0	3	33
Illinois	*	6-11	2-7	2-2	7	16	1	1	0	1	35
at Purdue	*	4-9	3-4	1-2	10	12	4	1	0	1	33
Chicago State	*	4-6	3-4	7-7	3	18	0	0	0	1	17
Valparaiso	*	5-9	5-7	3-3	4	18	3	0	0	1	25
at DePaul	*	3-5	2-2	1-2	2	9	1	4	0	0	13
Lewis											DNP
at Oklahoma											DNP
Brown	*	2-9	2-6	5-5	2	11	2	1	1	1	17
Nebraska	*	2-11	0-4	4-4	8	8	3	3	1	1	37
at Penn State	*	3-7	1-3	1-1	6	8	5	1	0	3	30
Minnesota	*	3-7	2-5	0-0	7	8	1	2	0	0	27
at Indiana	*	4-11	1-4	0-0	7	9	3	1	0	3	34
Ohio State	*	5-14	2-8	2-2	5	14	2	2	0	1	32

VIC LAW'S CAREER HIGHS

Points30 vs. Creighton (11/15/17)
 Rebounds12 (2x) last vs. Indiana (1/29/17)
 FG11 vs. Creighton (11/15/17)
 3-pt FG5 (3x) last vs. Creighton (11/15/17)
 FT9 (2x) last at Rutgers (11/12/17)
 Assists5 (2x) last at Penn State (12/27/16)
 Steals3 (2x) last at Purdue (2/1/17)
 Minutes40- at Wisconsin (2/12/17)



5

DERERK PARDON

6-8 • 235 • Jr. • Center
Cleveland, Ohio
Villa Angela-St. Joseph

2017-18 SEASON NOTES

- Northwestern's career leader with a .618 field goal percentage, a mark that ranks 10th among all active Division I players
- Sixth in school history with 101 career blocked shots
- Posted 16 points, 7 rebounds and 3 blocks in a season-opening win over Loyola (Md.) (11/12/17)
- Tallied 15 points in a victory over Saint Peter's (11/13)
- Recorded 14 points and 7 rebounds in a win over La Salle (11/18)
- Connected on five of seven field goal attempts in scoring 11 points with 6 rebounds in a victory over Sacred Heart (11/24)
- Notched first double-double of the season, recording 10 points and a season-high 12 rebounds at Georgia Tech (11/28)
- Made 9 of 12 field goal attempts in scoring a team-high 20 points with 8 rebounds and 4 assists at Purdue (12/3)
- Connected on 4 of 5 field goal attempts in posting 13 points and 8 rebounds in a win over Chicago State (12/11)
- Shot 8 of 11 from the field in scoring a team-high 17 points with 9 rebounds at No. 17 Oklahoma
- Made 6 of 8 field goal attempts and scored a team-high 18 points with game highs of 8 rebounds and 4 blocked shots in a win over Brown (12/30)
- Pulled down a season-high 15 rebounds to go along with a team-high 17 points vs. Nebraska (1/2)
- Recorded a double-double, posting 13 points and 12 rebounds to go along with 6 blocked shots in a win over Minnesota (1/10)

PARDON'S GAME-BY-GAME STATISTICS

Opponent	GS	FG	3FG	FT	Reb	Pts	A	TO	B	S	Min
Loyola (Md.)	*	6-9	0-0	4-10	7	16	0	3	3	0	29
Saint Peter's	*	4-9	0-0	7-8	4	15	3	5	0	0	36
Creighton	*	3-7	0-1	0-1	5	6	0	3	3	0	25
vs. La Salle	*	6-9	0-0	2-2	7	14	0	4	2	0	24
vs. Texas Tech	*	1-1	0-0	4-5	2	6	0	2	0	2	23
Sacred Heart	*	5-7	0-0	1-3	6	11	0	0	0	1	22
at Georgia Tech	*	4-6	0-0	2-3	12	10	1	1	0	0	31
Illinois	*	3-6	0-0	0-0	4	6	2	0	4	2	43
at Purdue	*	9-12	0-0	2-3	8	20	4	0	1	1	30
Chicago State	*	4-5	0-0	5-8	8	13	0	0	1	2	18
Valparaiso	*	2-7	0-0	5-6	6	9	3	1	0	0	20
at DePaul	*	4-6	0-0	0-0	6	8	0	4	2	0	37
Lewis	*	5-7	0-0	2-3	3	12	0	1	2	1	21
at Oklahoma	*	8-11	0-0	1-4	9	17	1	3	0	0	26
Brown	*	6-7	0-0	6-8	8	18	3	0	4	1	34
Nebraska	*	6-18	0-0	5-8	15	17	3	2	3	0	36
at Penn State	*	3-6	0-0	0-0	4	6	1	1	1	1	32
Minnesota	*	5-7	0-0	3-7	12	13	0	1	6	1	31
at Indiana	*	2-2	0-0	4-4	8	8	0	2	3	0	33
Ohio State	*	3-4	0-0	1-2	10	7	4	0	4	0	37

DERERK PARDON'S CAREER HIGHS

Points28 at Nebraska (12/30/15)
 Rebounds22 vs. Nebraska (1/26/17)
 FG11 at Nebraska (12/30/15)
 3-pt FGnone
 FT7 vs. Saint Peter's (11/13/17)
 Assists4 (3x) last vs. Purdue (12/3/17)
 Steals3 at Purdue (2/1/17)
 Minutes43 vs. Illinois (12/1/17)



10

CHARLIE HALL

6-5 • 210 • Jr. • Forward
Los Angeles, Calif.
Crossroads School

2017-18 SEASON NOTES

- Made first appearance of the season in a win over Sacred Heart (11/24)
- Recorded first collegiate blocked shot in a victory against Chicago State (12/11) and followed it up with another in the next game vs. Valparaiso (12/14)
- Tallied first collegiate point on a free throw in a victory over Lewis (12/19)

HALL'S GAME-BY-GAME STATISTICS

Opponent	GS	FG	3FG	FT	Reb	Pts	A	TO	B	S	Min
Loyola (Md.)					DNP						
Saint Peter's					DNP						
Creighton					DNP						
vs. La Salle					DNP						
vs. Texas Tech					DNP						
Sacred Heart	0-0	0-0	0-0	0	0	0	0	0	0	0	1
at Georgia Tech					DNP						
Illinois					DNP						
at Purdue					DNP						
Chicago State	0-1	0-1	0-0	0	0	0	0	1	0	0	3
Valparaiso	0-0	0-0	0-0	0	0	0	0	1	0	0	4
at DePaul					DNP						
Lewis	0-1	0-1	1-3	1	1	0	0	0	0	0	4
at Oklahoma					DNP						
Brown					DNP						
Nebraska					DNP						
at Penn State					DNP						
Minnesota					DNP						
at Indiana					DNP						
Ohio State					DNP						

CHARLIE HALL'S CAREER HIGHS

Points1 vs. Lewis (12/19/17)
Rebounds2 vs. Rutgers (3/9/17)
FGnone
3-pt FGnone
FTnone
Assistsnone
Stealsnone
Minutes4 (3x) last vs. Lewis (12/19/17)



11

ANTHONY GAINES

6-4 • 205 • Fy. • Guard
Kingston, N.Y.
New Hampton School (N.H.)

2017-18 SEASON NOTES

- Made collegiate debut in a season-opening win over Loyola (Md.) (11/10)
- Scored 5 points, including hitting the first 3-point attempt of his career, in a victory over Saint Peter's (11/13)
- Posted 4 rebounds and 4 assists vs. Creighton (11/15)
- Made all four free throw attempts while scoring 6 points in a victory over Sacred Heart (11/24)
- Tallied a collegiate-best of 11 points to go along with 5 rebounds and a pair of steals in a win against Chicago State (12/11)
- Grabbed a season-best 7 rebounds in 24 minutes of action in a comeback victory at DePaul (12/16)
- Recorded 8 points and 6 rebounds in a win over Lewis (12/19)
- Matched a season high with 11 points to go along with 5 rebounds and a pair of steals in a win over Brown (12/30)
- Grabbed 6 rebounds in victory over Minnesota (1/10)
- Tallied 10 points while collecting a season-high 3 steals vs. No. 22 Ohio State (1/17)

GAINES' GAME-BY-GAME STATISTICS

Opponent	GS	FG	3FG	FT	Reb	Pts	A	TO	B	S	Min
Loyola (Md.)	0-2	0-0	2-2	1	2	1	3	0	0	0	12
Saint Peter's	2-4	1-1	0-0	1	5	0	3	0	0	0	15
Creighton	0-3	0-1	1-2	4	1	4	0	0	0	0	22
vs. La Salle	0-0	0-0	0-0	0	0	0	0	0	0	0	12
vs. Texas Tech	0-3	0-1	2-2	1	2	1	1	0	0	0	13
Sacred Heart	1-2	0-1	4-4	1	6	0	0	0	1	1	12
at Georgia Tech	0-2	0-0	0-0	0	0	0	0	0	1	1	4
Illinois	0-0	0-0	0-0	2	0	0	0	0	0	0	6
at Purdue	0-0	0-0	0-0	1	0	0	0	0	0	0	4
Chicago State	4-5	0-0	3-5	5	11	0	0	0	0	2	25
Valparaiso	2-4	0-0	2-2	2	6	2	1	1	2	2	22
at DePaul	0-2	0-1	2-2	7	2	0	2	0	0	0	24
Lewis	2-7	0-3	4-6	6	8	2	1	0	0	0	24
at Oklahoma	2-4	0-1	0-0	5	4	1	1	0	0	0	18
Brown	5-11	0-2	1-1	5	11	2	1	0	2	2	22
Nebraska	0-1	0-1	0-0	1	0	0	0	1	0	0	13
at Penn State	2-4	0-1	1-1	0	5	0	0	0	0	0	13
Minnesota	0-2	0-0	3-4	6	3	2	2	0	2	2	17
at Indiana	0-3	0-0	0-0	0	0	0	0	0	0	0	14
Ohio State	3-5	2-4	2-4	0	10	1	0	0	3	20	

ANTHONY GAINES' CAREER HIGHS

Points11 (2x) last vs. Brown (12/30/17)
Rebounds7 at DePaul (12/16/17)
FG5 vs. Brown (12/30/17)
3-pt FG2 vs. Ohio State (1/17/18)
FT4 (2x) last vs. Lewis (12/19/17)
Assists4 vs. Creighton (11/15/17)
Steals3 vs. Ohio State (1/17/18)
Minutes25 vs. Chicago State (12/11/17)



12

ISIAH BROWN

6-2 • 190 • So. • Guard
Lynnwood, Wash.
Lakeside

2017-18 SEASON NOTES

- Missed three weeks during the preseason with a quad injury
- Connected on all four free throw attempts while collecting a pair of steals in a win over Sacred Heart (11/24)
- Hit a go-ahead basket with 1:30 left in overtime and then sealed the game with a pair of free throws in an overtime win over Illinois (12/1)
- Contributed 9 points with a pair of assists at Purdue (12/3)
- Posted 7 points and 3 assists in a win over Chicago State (12/11)
- Tallied 7 points in a comeback victory at DePaul (12/16)
- Dished out a career-best 6 assists to go along with 6 points and 4 rebounds in a win over Lewis (12/19)
- Scored a season-high 10 points, including making all three field goal attempts, at No. 17 Oklahoma (12/22)
- Posted a team-high 9 points in only 4 minutes of action at Indiana (1/14)

BROWN'S GAME-BY-GAME STATISTICS

Opponent	GS	FG	3FG	FT	Reb	Pts	A	TO	B	S	Min
Loyola (Md.)	1-2	0-0	2-2	1	4	1	1	1	0	0	14
Saint Peter's	0-1	0-1	0-0	1	0	0	1	0	0	0	4
Creighton	0-1	0-1	0-0	0	0	0	0	0	0	0	5
vs. La Salle	0-2	0-0	0-0	0	0	0	2	0	0	0	3
vs. Texas Tech	1-2	1-2	0-0	0	3	0	1	0	0	0	5
Sacred Heart	0-1	0-1	4-4	0	4	1	1	0	2	7	7
at Georgia Tech	0-1	0-1	0-0	0	0	0	0	0	0	0	3
Illinois	1-2	0-0	3-4	2	5	0	0	0	1	7	7
at Purdue	4-8	1-2	0-0	1	9	2	0	0	0	0	17
Chicago State	1-4	0-1	5-6	1	7	3	2	0	0	0	17
Valparaiso	1-1	0-0	2-2	0	4	0	0	0	0	0	11
at DePaul	3-4	1-1	0-0	2	7	1	0	0	0	0	11
Lewis	2-6	0-2	2-2	4	6	6	2	0	1	24	24
at Oklahoma	3-3	0-0	4-5	0	10	2	4	0	1	18	18
Brown	2-5	0-0	0-0	4	4	3	1	0	0	0	17
Nebraska	1-3	0-0	0-0	0	2	2	1	0	0	0	12
at Penn State	1-3	0-1	0-0	2	2	0	0	0	0	0	8
Minnesota											DNP
at Indiana	3-3	2-2	1-1	0	9	0	1	0	1	4	4
Ohio State											DNP

ISIAH BROWN'S CAREER HIGHS

Points	19 vs. Maryland (2/15/17)
Rebounds	4 (3x) last vs. Lewis (12/19/17)
FG	6 vs. Maryland (2/15/17)
3-pt FG	3 vs. IUPUI (12/20/16)
FT	5 (4x) last vs. Chicago State (12/11/17)
Assists	6 vs. Lewis (12/19/17)
Steals	2 (4x) last vs. Maryland (2/15/17)
Minutes	34 at Purdue (2/1/17)



14

RAPOLAS IVANAUSKAS

6-9 • 230 • R-Fy. • Forward
Barrington, Ill.
Brewster Academy (N.H.)

2017-18 SEASON NOTES

- Appeared in first collegiate game vs. La Salle (11/18)
- Grabbed three rebounds vs. Texas Tech (11/19)
- Underwent season-ending shoulder surgery Dec. 8 and will miss the remainder of the 2017-18 campaign

IVANAUSKAS' GAME-BY-GAME STATISTICS

Opponent	GS	FG	3FG	FT	Reb	Pts	A	TO	B	S	Min
Loyola (Md.)											DNP
Saint Peter's											DNP
Creighton											DNP
vs. La Salle		0-0	0-0	0-0	0	0	0	0	0	0	1
vs. Texas Tech		0-2	0-0	0-0	3	0	0	0	0	0	6
Sacred Heart		0-0	0-0	0-0	0	0	0	0	0	0	4
at Georgia Tech											DNP
Illinois											DNP
at Purdue											DNP
Chicago State											DNP
Valparaiso											DNP
at DePaul											DNP
Lewis											DNP
at Oklahoma											DNP
Brown											DNP
Nebraska											DNP
at Penn State											DNP
Minnesota											DNP
at Indiana											DNP
Ohio State											DNP

RAPOLAS IVANAUSKAS' CAREER HIGHS

Points	none
Rebounds	3 vs. Texas Tech (11/19)
FG	none
3-pt FG	none
FT	none
Assists	none
Steals	none
Minutes	6 vs. Texas Tech (11/19)



20

SCOTTIE LINDSEY

6-5 • 210 • Sr. • Guard
Hillside, Ill.
Fenwick

2017-18 SEASON NOTES

- Preseason All-Big Ten selection
- Tallied a game-high 26 points with a career-best 9 rebounds in a season-opening win over Loyola (Md.) (11/12/17)
- Posted 12 points with a game-high 6 assists without a turnover in a victory over Saint Peter's (11/14)
- Connected on 8 of 12 field goal attempts while scoring 20 points with 6 rebounds in a win over La Salle (11/18)
- Tallied 17 of his 20 points vs. Texas Tech (11/19) in the first half en route to being named to the Hall of Fame Tip-Off Tournament all-tournament team
- Recorded 19 points with 6 rebounds and 4 assists in a victory over Sacred Heart (11/24)
- Came off the bench to score a game-high 22 points in an overtime win over Illinois (12/1)
- Scored 17 points at Purdue (12/3)
- Knocked down a career-high seven 3-pointers while tallying 25 points with a season-high 8 rebounds in a comeback win at DePaul (12/16)
- Tallied 14 points and became the 35th player in school history to eclipse 1,000 career points in a victory over Brown (12/30)
- Posted a game-high 22 points in a win over Minnesota (1/10)

LINDSEY'S GAME-BY-GAME STATISTICS

Opponent	GS	FG	3FG	FT	Reb	Pts	A	TO	B	S	Min
Loyola (Md.)	*	9-20	4-11	4-8	9	26	0	0	1	1	35
Saint Peter's	*	3-5	2-4	4-4	3	12	6	0	0	0	29
Creighton	*	3-8	2-7	2-2	3	10	1	0	0	1	22
vs. La Salle	*	8-12	4-7	0-0	6	20	0	2	0	1	34
vs. Texas Tech	*	5-14	3-8	7-8	2	20	1	1	0	1	33
Sacred Heart	*	7-15	3-8	2-2	6	19	4	1	0	0	32
at Georgia Tech	*	0-8	0-5	0-0	0	0	1	2	1	0	23
Illinois	*	6-17	3-7	7-8	3	22	1	3	0	2	39
at Purdue	*	8-17	1-6	0-0	4	17	0	2	2	0	29
Chicago State	*	4-8	3-7	1-2	3	12	3	0	2	0	23
Valparaiso	*	5-10	2-5	1-2	1	13	3	0	0	1	29
at DePaul	*	9-19	7-13	0-0	8	25	1	1	1	1	31
Lewis	*	3-7	1-4	2-2	3	9	1	1	0	1	19
at Oklahoma	*	1-12	0-8	0-1	3	2	3	2	0	0	26
Brown	*	4-9	0-2	6-7	4	14	3	0	0	1	26
Nebraska	*	4-14	2-6	2-2	2	12	4	3	1	0	35
at Penn State	*	3-17	3-11	0-0	4	9	1	4	1	1	34
Minnesota	*	8-14	3-7	3-3	0	22	0	1	2	0	28
at Indiana	*	1-15	0-7	0-0	4	2	1	4	1	1	34
Ohio State	*	6-13	1-5	0-0	3	13	3	2	1	0	38

SCOTTIE LINDSEY'S CAREER HIGHS

Points 31 at Penn State (12/27/16)
 Rebounds 9 vs. Loyola (Md.) (11/10/17)
 FG 9 (2x) last at Penn State (12/27/16)
 3-pt FG 6 vs. New Orleans (11/28/15)
 FT 8 at Penn State (12/27/16)
 Assists 7 (2x) last vs. DePaul (12/3/16)
 Steals 3 vs. Iowa (1/15/17)
 Minutes 39 vs. Illinois (12/1/17)



23

JORDAN ASH

6-3 • 200 • Jr. • Guard
Bolingbrook, Ill.
St. Joseph

2017-18 SEASON NOTES

- Sparked a late comeback effort at Georgia Tech (11/28) including hitting a 3-pointer
- Made first collegiate start in an overtime win over Illinois (12/1), recording 3 rebounds while helping make a clutch stop on the final defensive possession in the extra session
- Collected a career-high 3 steals to go along with 4 assists in a win over Chicago State (12/11)
- Scored 5 points in a victory against Valparaiso (12/14)
- Contributed 5 points and 4 rebounds in a comeback victory at DePaul (12/16)
- Earned a starting nod in a win over Lewis (12/19), recording 4 rebounds and 3 assists
- Tallied a career-high 11 points with a pair of steals at No. 17 Oklahoma (12/22)

ASH'S GAME-BY-GAME STATISTICS

Opponent	GS	FG	3FG	FT	Reb	Pts	A	TO	B	S	Min
Loyola (Md.)		0-0	0-0	0-0	0	0	1	0	0	0	8
Saint Peter's		0-2	0-1	0-0	0	0	1	0	0	0	10
Creighton		0-1	0-1	0-0	1	0	0	0	0	1	2
vs. La Salle		0-0	0-0	0-0	1	0	0	0	0	0	5
vs. Texas Tech		0-1	0-1	0-0	0	0	0	0	0	0	8
Sacred Heart		0-1	0-0	0-0	0	0	1	0	0	1	7
at Georgia Tech		1-2	1-2	0-0	1	3	1	0	0	1	18
Illinois	*	0-1	0-1	0-0	3	0	0	1	0	0	14
at Purdue		0-0	0-0	0-0	0	0	0	0	0	1	3
Chicago State		1-3	0-2	0-0	0	2	4	0	0	3	22
Valparaiso		2-5	1-2	0-0	1	5	0	0	0	0	11
at DePaul		2-3	1-2	0-0	4	5	1	1	0	1	16
Lewis	*	0-3	0-3	0-0	4	0	3	1	0	0	24
at Oklahoma	*	3-6	2-5	3-4	0	11	0	0	0	2	31
Brown		2-6	1-3	0-0	4	5	2	2	0	1	20
Nebraska	*	1-4	0-3	0-0	2	2	1	1	1	0	28
at Penn State	*	2-3	2-2	0-0	2	6	0	1	0	0	16
Minnesota		1-2	1-1	0-0	0	3	0	1	0	0	13
at Indiana		0-1	0-1	0-0	2	0	1	2	0	0	14
Ohio State		0-0	0-0	0-0	1	0	1	1	0	0	4

JORDAN ASH'S CAREER HIGHS

Points 11 at Oklahoma (12/22/17)
 Rebounds 5 vs. Rutgers (2/27/16)
 FG 3 (3x) last at Oklahoma (12/22/17)
 3-pt FG 2 (3x) last at Oklahoma (12/22/17)
 FT 3 (2x) at Oklahoma (12/22/17)
 Assists 6 vs. Rutgers (2/27/16)
 Steals 3 vs. Chicago State (12/11/17)
 Minutes 31 at Oklahoma (12/22/17)



25

BARRET BENSON

6-10 • 240 • So. • Center
Willowbrook, Ill.
Hinsdale South

2017-18 SEASON NOTES

- Pulled down 5 rebounds with a pair of blocked shots in 10 minutes of action in a season-opening win over Loyola (Md.) (11/10)
- Blocked 3 shots while grabbing 3 rebounds in a victory over La Salle (11/18)
- Posted 4 points with 3 rebounding, a block and a steal on a win over Chicago State (12/11)
- Contributed 4 points, 5 rebounds and 3 assists at No. 17 Oklahoma (12/22)

BENSON'S GAME-BY-GAME STATISTICS

Opponent	GS	FG	3FG	FT	Reb	Pts	A	TO	B	S	Min
Loyola (Md.)	0-2	0-1	0-0	5	0	1	1	2	0	0	10
Saint Peter's	1-2	0-0	0-0	1	2	0	2	1	0	3	3
Creighton	0-1	0-0	3-6	3	3	0	0	0	0	9	9
vs. La Salle	1-1	0-0	0-0	3	2	0	0	3	0	0	14
vs. Texas Tech	1-1	0-0	0-4	2	2	0	1	0	0	0	17
Sacred Heart	0-1	0-0	2-2	2	2	0	1	1	0	0	15
at Georgia Tech	0-1	0-0	0-0	1	0	0	0	0	0	0	9
Illinois	0-0	0-0	0-0	0	0	0	0	0	0	0	2
at Purdue	1-1	0-0	0-0	0	2	2	1	0	0	0	10
Chicago State	1-2	0-0	2-2	3	4	0	2	1	1	1	16
Valparaiso	1-3	0-0	1-2	2	3	0	1	0	1	0	11
at DePaul	0-0	0-0	0-0	0	0	0	0	0	0	0	3
Lewis	0-0	0-0	4-5	5	4	0	1	2	1	1	14
at Oklahoma	2-4	0-0	0-1	5	4	3	0	1	0	0	14
Brown	2-2	0-0	2-2	1	6	0	0	0	0	0	6
Nebraska	0-0	0-0	0-2	0	0	0	1	0	0	0	4
at Penn State	1-1	0-0	0-0	2	2	0	1	0	0	0	12
Minnesota	0-1	0-0	0-2	2	0	0	1	0	0	0	8
at Indiana	0-0	0-0	0-0	1	0	1	0	0	0	0	5
Ohio State	0-0	0-0	0-0	2	0	0	1	0	0	0	3

BARRET BENSON'S CAREER HIGHS

Points8 at Purdue (2/1/17)
Rebounds6 vs. Houston Baptist (12/22/16)
FG2 (9x) last vs. Michigan (3/1/17)
3-pt FGnone
FT4 (2x) last vs. Lewis (12/19/17)
Assists3 (2x) last at Oklahoma (12/22/17)
Steals2 at Penn State (12/27/16)
Minutes20 vs. DePaul (12/3/16)



30

BRYANT MCINTOSH

6-3 • 200 • Sr. • Guard
Greensburg, Ind.
Greensburg

2017-18 SEASON NOTES


- Selected to Wooden Award Watch List (nation's top player)
- Member of Naismith Award Watch List (nation's top player)
- Named to Bob Cousy Award Watch List (nation's top point guard)
- USA TODAY preseason second-team All-American
- One of 30 candidates for Senior CLASS Award
- School's all-time leader while ranking third among all active players with 660 career assists (8th in Big Ten history)
- Ranks sixth in school history with 1,586 career points (25th among active Division I players)
- First in school history with a .863 career free throw percentage
- Connected on his first 20 free throw attempts of the season (36-38 to date)
- Posted 16 points with 7 assists, 4 rebounds and 3 steals in a season-opening win over Loyola (Md.) (11/10)
- In his 100th career start, recorded team-high 17 points while tying a career high with 7 rebounds in a win over Saint Peter's (11/13)
- Recorded 24 points with 9 assists vs. Creighton (11/15)
- Connected on five of six 3-point attempts in scoring 21 points with 7 assists in a victory over La Salle (11/18)
- Tallied 18 points with 6 rebounds and 5 assists at Georgia Tech (11/28)
- Knocked down a career-best six 3-pointers in scoring a game-high 24 points to go along with 7 assists in a win over Lewis (12/19)
- Missed contest vs. Nebraska (1/2) due to injury
- Returned from injury to score a team-high 18 points at Penn State (1/5)
- Became first Division I player in 13 years to post 16 assists and no turnovers in a game—while adding 11 points—in a win over Minnesota (1/10)

MCINTOSH'S GAME-BY-GAME STATISTICS

Opponent	GS	FG	3FG	FT	Reb	Pts	A	TO	B	S	Min
Loyola (Md.)	*	4-13	0-5	8-8	4	16	7	4	1	3	38
Saint Peter's	*	5-9	1-2	6-6	7	17	3	2	1	0	37
Creighton	*	11-20	2-3	0-0	4	24	9	1	0	0	40-
vs. La Salle	*	8-15	5-6	0-0	1	21	7	2	0	0	34
vs. Texas Tech	*	1-8	0-3	3-3	2	5	3	5	0	0	32
Sacred Heart	*	3-10	1-5	2-2	4	9	6	3	0	1	31
at Georgia Tech	*	8-18	2-5	0-0	6	18	5	1	0	0	39
Illinois	*	5-14	2-4	2-3	3	14	6	6	0	1	42
at Purdue	*	2-8	1-5	0-0	3	5	5	2	0	0	36
Chicago State	*	2-6	1-4	4-4	0	9	7	0	0	1	20
Valparaiso	*	4-7	0-2	0-0	2	8	5	1	0	2	25
at DePaul	*	2-17	0-6	0-0	1	4	7	0	0	0	38
Lewis	*	8-14	6-11	2-2	1	24	7	1	0	0	26
at Oklahoma	*	4-13	2-6	2-2	0	12	2	2	0	0	27
Brown	*	6-8	1-1	0-0	0	13	3	3	0	0	21
Nebraska											DNP
at Penn State	*	6-14	4-6	2-2	3	18	4	5	0	2	34
Minnesota	*	4-13	0-4	3-4	5	11	16	0	1	1	34
at Indiana	*	2-8	1-2	2-2	3	7	2	3	0	0	24
Ohio State	*	4-14	2-7	0-0	1	10	5	2	0	0	38

BRYANT MCINTOSH'S CAREER HIGHS

Points33 vs. Loyola (Md.) (12/27/15)
Rebounds7 (3x) last vs. Saint Peter's (11/13/17)
FG11 (2x) last vs. Loyola (Md.) (12/27/15)
3-pt FG6 vs. Lewis (12/19/17)
FT8 (3x) last vs. Loyola (Md.) (11/10/17)
Assists16 vs. Minnesota (1/10/18)
Steals4 vs. Fairfield (11/18/15)
Minutes45 at DePaul (12/19/15)



33

TINO MALNATI

6-3 • 190 • R-Fy. • Guard
Northfield, Ill.
New Trier

2017-18 SEASON NOTES

- Made first collegiate appearance in a win over Sacred Heart (11/24)
- Pulled down two rebounds in a victory against Valparaiso (12/14)

MALNATI'S GAME-BY-GAME STATISTICS

Opponent	GS	FG	3FG	FT	Reb	Pts	A	TO	B	S	Min
Loyola (Md.)					DNP						
Saint Peter's					DNP						
Creighton					DNP						
vs. La Salle					DNP						
vs. Texas Tech					DNP						
Sacred Heart		0-0	0-0	0-0	0	0	0	0	0	0	1
at Georgia Tech					DNP						
Illinois					DNP						
at Purdue					DNP						
Chicago State		0-1	0-0	0-0	0	0	1	0	0	0	3
Valparaiso		0-0	0-0	0-0	2	0	0	1	0	0	3
at DePaul					DNP						
Lewis		0-3	0-1	0-0	0	0	0	0	0	1	4
at Oklahoma					DNP						
Brown					DNP						
Nebraska					DNP						
at Penn State					DNP						
Minnesota					DNP						
at Indiana		0-0	0-0	0-0	0	0	0	0	0	0	0+
Ohio State					DNP						

TINO MALNATI'S CAREER HIGHS

Pointsnone
Rebounds2 vs. Valparaiso (12/14/17)
FGnone
3-pt FGnone
FTnone
Assists1 vs. Chicago State (12/11/17)
Steals1 vs. Lewis (12/19/17)
Minutes4 vs. Lewis (12/19/17)



35

AARON FALZON

6-8 • 225 • R-So. • Forward
Newton, Mass.
Northfield Mount Hermon

2017-18 SEASON NOTES

- Missed the team's first three games due to injury
- Appeared in his first game in a calendar year, coming off the bench to hit three 3-pointers and scoring 11 points in a win over La Salle (11/18)
- Matched a career high with 4 assists in a victory over Sacred Heart (11/24)
- Knocked down four 3-pointers in scoring a season-high 15 points in a win against Chicago State (12/11)
- Matched a season high with four 3-pointers in scoring 12 points at No. 17 Oklahoma (12/22)
- Scored 11 points off the bench vs. Nebraska (1/2)
- Equaled a season high with 15 points in a victory over Minnesota (1/10)

FALZON'S GAME-BY-GAME STATISTICS

Opponent	GS	FG	3FG	FT	Reb	Pts	A	TO	B	S	Min
Loyola (Md.)					DNP						
Saint Peter's					DNP						
Creighton					DNP						
vs. La Salle		3-5	3-5	2-2	1	11	0	1	0	0	18
vs. Texas Tech		2-6	1-4	2-3	1	7	0	3	0	1	16
Sacred Heart		2-5	1-4	0-0	3	5	4	0	0	1	16
at Georgia Tech		1-8	0-7	0-0	1	2	0	0	0	0	17
Illinois	*	1-6	1-4	4-4	1	7	2	5	0	0	22
at Purdue	*	0-1	0-1	0-0	1	0	0	0	0	0	12
Chicago State	*	5-9	4-8	1-1	1	15	1	1	0	0	19
Valparaiso	*	2-4	2-2	0-0	1	6	2	0	2	0	15
at DePaul	*	0-3	0-3	0-0	2	0	0	0	0	0	12
Lewis	*	2-6	2-4	0-0	3	6	1	1	0	1	18
at Oklahoma	*	4-8	4-7	0-0	2	12	0	1	0	0	21
Brown		2-2	1-1	2-3	1	7	0	0	1	0	9
Nebraska		4-8	3-5	0-0	2	11	0	0	0	0	17
at Penn State		0-1	0-1	0-0	0	0	0	0	0	0	2
Minnesota	*	4-6	3-5	4-5	5	15	0	0	0	0	24
at Indiana	*	2-8	2-6	2-2	5	8	0	2	0	1	19
Ohio State					DNP						

AARON FALZON'S CAREER HIGHS

Points20 (2x) last at Minnesota (1/9/16)
Rebounds7 vs. Ohio State 1/6/16)
FG8 vs. UMass Lowell (11/13/15)
3-pt FG6 at Minnesota (1/9/16)
FT6 vs. Maryland (1/2/16)
Assists4 (2x) last vs. Sacred Heart (11/24/17)
Steals2 vs. Nebraska (3/6/16)
Minutes35 (2x) last vs. Michigan State (1/28/16)



44

GAVIN SKELLY

6-8 • 235 • Sr. • Forward
Westlake, Ohio
Westlake

2017-18 SEASON NOTES

- Ranks ninth in school history with 88 career blocked shots and seventh with a .500 career field goal percentage
- Made first collegiate start in a season-opening win over Loyola (Md.) (11/12)
- Posted 14 points and 6 rebounds in a victory over Saint Peter's (11/13)
- Hit a career-best three 3-pointers en route to scoring 14 points with 6 rebounds in a career-high 36 minutes of action vs. Creighton (11/15)
- Hauled in a season-high 7 rebounds in a victory over Chicago State (12/11)
- Recorded a double-double, posting 12 points with 10 rebounds in a win over Valparaiso (12/14)
- Went a perfect 5-for-5 from the field in scoring a season-high 15 points off the bench in a victory over Lewis (12/19)
- Posted 8 points and 5 rebounds in a win over Minnesota (1/10)
- Scored 11 points in a starting role vs. No. 22 Ohio State (1/17)

SKELLY'S GAME-BY-GAME STATISTICS

Opponent	GS	FG	3FG	FT	Reb	Pts	A	TO	B	S	Min
Loyola (Md.)	*	1-1	0-0	1-2	2	3	1	2	2	1	19
Saint Peter's	*	4-7	1-3	5-5	6	14	1	2	1	0	31
Creighton	*	4-7	3-4	3-4	6	14	1	0	2	0	36
vs. La Salle	*	2-2	0-0	2-2	2	6	3	2	0	0	22
vs. Texas Tech	*	0-1	0-1	0-0	2	0	1	0	0	2	16
Sacred Heart	*	4-6	2-3	0-1	5	10	1	3	1	1	23
at Georgia Tech	*	2-4	1-1	1-1	1	6	0	1	0	1	23
Illinois		1-2	0-0	0-0	3	2	1	1	0	1	15
at Purdue		2-7	0-2	0-0	2	4	0	1	1	2	26
Chicago State		1-5	1-3	2-2	7	5	1	4	0	0	17
Valparaiso		4-11	2-4	2-4	10	12	1	2	1	2	24
at DePaul		1-1	0-0	0-1	2	2	2	4	1	3	15
Lewis		5-5	2-2	3-4	4	15	1	2	1	1	22
at Oklahoma		2-4	0-1	2-2	6	6	1	0	0	0	19
Brown	*	2-2	1-1	1-2	4	6	1	1	3	1	28
Nebraska	*	1-6	1-2	0-0	5	3	1	0	0	0	18
at Penn State	*	2-6	1-3	2-2	4	7	0	2	0	1	19
Minnesota		3-4	2-2	0-0	5	8	2	3	0	0	18
at Indiana		1-5	1-3	0-0	5	3	0	2	1	0	19
Ohio State	*	5-8	1-3	0-2	2	11	3	2	1	1	28

GAVIN SKELLY'S CAREER HIGHS

Points19 vs. IUPUI (12/20/16)
Rebounds11 vs. IUPUI (12/20/16)
FG9 vs. IUPUI (12/20/16)
3-pt FG3 vs. Creighton (11/15/17)
FT6 vs. Illinois (2/7/17)
Assists6 vs. Bryant (11/25/16)
Steals3 (2x) last at DePaul (12/16/17)
Minutes36 vs. Creighton (11/15/17)

Northwestern Men's Basketball Individual Career History

Jordan Ash

Season	gp-gs	min/avg	Total		3-Point		F-Throws		Rebounds				Scoring							
			fg-fga	pct	fg-fga	pct	ft-fta	pct	off	def	tot	avg	pf	fo	ast	to	blk	stl	pts	avg
2015-16	28-0	156/5.6	12-29	.414	4-15	.267	7-10	.700	2	14	16	0.6	17	0	22	7	0	2	35	1.3
2016-17	27-0	103/3.8	5-20	.250	5-15	.333	0-0	.000	1	11	12	0.4	10	0	10	5	1	5	15	0.6
2017-18	20-4	274/13.7	15-44	.341	9-30	.300	3-4	.750	2	24	26	1.3	20	0	17	11	0	13	42	2.1
TOTAL	75-4	533/7.1	32-93	.344	18-60	.300	10-14	.714	5	49	54	0.7	47	0	49	23	1	20	92	1.2

Barret Benson

Season	gp-gs	min/avg	Total		3-Point		F-Throws		Rebounds				Scoring							
			fg-fga	pct	fg-fga	pct	ft-fta	pct	off	def	tot	avg	pf	fo	ast	to	blk	stl	pts	avg
2016-17	32-8	256/8.0	26-44	.591	0-0	.000	13-23	.565	21	30	51	1.6	50	0	12	11	19	9	65	2.0
2017-18	20-0	185/9.3	11-23	.478	0-1	.000	14-28	.500	12	28	40	2.0	44	2	7	14	11	3	36	1.8
TOTAL	52-8	441/8.5	37-67	.552	0-1	.000	27-51	.529	33	58	91	1.8	94	2	19	25	30	12	101	1.9

Isiah Brown

Season	gp-gs	min/avg	Total		3-Point		F-Throws		Rebounds				Scoring							
			fg-fga	pct	fg-fga	pct	ft-fta	pct	off	def	tot	avg	pf	fo	ast	to	blk	stl	pts	avg
2016-17	35-2	519/14.8	70-211	.332	19-67	.284	63-82	.768	10	32	42	1.2	58	1	41	39	7	19	222	6.3
2017-18	18-0	187/10.4	24-52	.462	5-15	.333	23-26	.885	4	14	18	1.0	25	1	21	17	0	6	76	4.2
TOTAL	53-2	706/13.3	94-263	.357	24-82	.293	86-108	.796	14	46	60	1.1	83	2	62	56	7	25	298	5.6

Aaron Falzon

Season	gp-gs	min/avg	Total		3-Point		F-Throws		Rebounds				Scoring							
			fg-fga	pct	fg-fga	pct	ft-fta	pct	off	def	tot	avg	pf	fo	ast	to	blk	stl	pts	avg
2015-16	32-29	786/24.6	87-227	.383	63-178	.354	33-46	.717	42	67	109	3.4	74	1	28	21	10	11	270	8.4
2016-17	3-0	20/6.7	0-3	.000	0-3	.000	0-0	.000	0	2	2	0.7	1	0	3	1	1	0	0	0.0
2017-18	16-9	257/16.1	34-86	.395	27-67	.403	17-20	.850	4	26	30	1.9	25	2	10	14	3	4	112	7.0
TOTAL	51-38	1063/20.8	121-316	.383	90-248	.363	50-66	.758	46	95	141	2.8	100	3	41	36	14	15	382	7.5

Anthony Gaines

Season	gp-gs	min/avg	Total		3-Point		F-Throws		Rebounds				Scoring							
			fg-fga	pct	fg-fga	pct	ft-fta	pct	off	def	tot	avg	pf	fo	ast	to	blk	stl	pts	avg
2017-18	20-0	312/15.6	23-64	.359	3-17	.176	27-35	.771	16	32	48	2.4	29	1	16	15	2	13	76	3.8
TOTAL	20-0	312/15.6	23-64	.359	3-17	.176	27-35	.771	16	32	48	2.4	29	1	16	15	2	13	76	3.8

Charlie Hall

Season	gp-gs	min/avg	Total		3-Point		F-Throws		Rebounds				Scoring							
			fg-fga	pct	fg-fga	pct	ft-fta	pct	off	def	tot	avg	pf	fo	ast	to	blk	stl	pts	avg
2015-16	8-0	12/1.5	0-0	.000	0-0	.000	0-0	.000	0	0	0	0.0	1	0	0	0	0	0	0	0.0
2016-17	7-0	8/1.1	0-2	.000	0-2	.000	0-0	.000	1	3	4	0.6	0	0	0	0	0	0	0	0.0
2017-18	4-0	12/3.0	0-2	.000	0-2	.000	1-3	.333	0	1	1	0.3	0	0	0	0	2	0	1	0.3
TOTAL	19-0	32/1.7	0-4	.000	0-4	.000	1-3	.333	1	4	5	0.3	1	0	0	0	2	0	1	0.1

Rapolas Ivanauskas

Season	gp-gs	min/avg	Total		3-Point		F-Throws		Rebounds				Scoring							
			fg-fga	pct	fg-fga	pct	ft-fta	pct	off	def	tot	avg	pf	fo	ast	to	blk	stl	pts	avg
2017-18	3-0	11/3.7	0-2	.000	0-0	.000	0-0	.000	0	3	3	1.0	5	0	0	0	0	0	0	0.0
TOTAL	3-0	11/3.7	0-2	.000	0-0	.000	0-0	.000	0	3	3	1.0	5	0	0	0	0	0	0	0.0

Northwestern Men's Basketball Individual Career History

Vic Law

Season	gp-gs	min/avg	Total		3-Point		F-Throws		Rebounds				Scoring							
			fg-fga	pct	fg-fga	pct	ft-fta	pct	off	def	tot	avg	pf	fo	ast	to	blk	stl	pts	avg
2014-15	32-19	780/24.4	74-191	.387	27-76	.355	49-64	.766	31	122	153	4.8	76	0	41	48	15	21	224	7.0
2016-17	36-36	1155/32.1	147-365	.403	59-148	.399	90-122	.738	46	164	210	5.8	96	4	63	56	18	38	443	12.3
2017-18	18-18	535/29.7	75-172	.436	34-85	.400	38-44	.864	24	74	98	5.4	52	1	37	27	10	20	222	12.3
TOTAL	86-73	2470/28.7	296-728	.407	120-309	.388	177-230	.770	101	360	461	5.4	224	5	141	131	43	79	889	10.3

Scottie Lindsey

Season	gp-gs	min/avg	Total		3-Point		F-Throws		Rebounds				Scoring							
			fg-fga	pct	fg-fga	pct	ft-fta	pct	off	def	tot	avg	pf	fo	ast	to	blk	stl	pts	avg
2014-15	31-10	467/15.1	51-126	.405	23-65	.354	11-17	.647	13	57	70	2.3	60	0	17	20	15	10	136	4.4
2015-16	31-3	585/18.9	71-163	.436	38-93	.409	17-23	.739	12	60	72	2.3	67	3	44	26	7	15	197	6.4
2016-17	32-32	980/30.6	163-384	.424	58-180	.322	68-81	.840	17	105	122	3.8	73	1	73	44	9	30	452	14.1
2017-18	20-19	599/30.0	97-254	.382	44-138	.319	41-51	.804	11	60	71	3.6	49	0	37	29	13	12	279	14.0
TOTAL	114-64	2631/23.1	382-927	.412	163-476	.342	137-172	.797	53	282	335	2.9	249	4	171	119	44	67	1064	9.3

Tino Malnati

Season	gp-gs	min/avg	Total		3-Point		F-Throws		Rebounds				Scoring							
			fg-fga	pct	fg-fga	pct	ft-fta	pct	off	def	tot	avg	pf	fo	ast	to	blk	stl	pts	avg
2017-18	5-0	11/2.2	0-4	.000	0-1	.000	0-0	.000	0	2	2	0.4	0	0	1	1	0	1	0	0.0
TOTAL	5-0	11/2.2	0-4	.000	0-1	.000	0-0	.000	0	2	2	0.4	0	0	1	1	0	1	0	0.0

Bryant McIntosh

Season	gp-gs	min/avg	Total		3-Point		F-Throws		Rebounds				Scoring							
			fg-fga	pct	fg-fga	pct	ft-fta	pct	off	def	tot	avg	pf	fo	ast	to	blk	stl	pts	avg
2014-15	32-30	1066/33.3	134-318	.421	40-110	.364	58-68	.853	10	69	79	2.5	34	0	150	79	6	8	366	11.4
2015-16	32-32	1142/35.7	161-381	.423	49-134	.366	70-85	.824	12	104	116	3.6	65	1	213	78	5	31	441	13.8
2016-17	36-36	1231/34.2	199-493	.404	42-137	.307	94-108	.870	9	90	99	2.8	74	1	188	96	4	26	534	14.8
2017-18	19-19	616/32.4	89-229	.389	31-87	.356	36-38	.947	11	39	50	2.6	28	0	109	43	3	11	245	12.9
TOTAL	119-117	4055/34.1	583-1421	.410	162-468	.346	258-299	.863	42	302	344	2.9	201	2	660	296	18	76	1586	13.3

Dererk Pardon

Season	gp-gs	min/avg	Total		3-Point		F-Throws		Rebounds				Scoring							
			fg-fga	pct	fg-fga	pct	ft-fta	pct	off	def	tot	avg	pf	fo	ast	to	blk	stl	pts	avg
2015-16	20-2	332/16.6	53-82	.646	0-0	.000	27-51	.529	35	49	84	4.2	48	2	5	14	12	4	133	6.7
2016-17	28-28	862/30.8	102-167	.611	0-0	.000	37-68	.544	91	134	225	8.0	75	3	32	30	50	23	241	8.6
2017-18	20-20	588/29.4	89-146	.610	0-1	.000	54-85	.635	62	82	144	7.2	62	2	25	32	39	11	232	11.6
TOTAL	68-50	1782/26.2	244-395	.618	0-1	.000	118-204	.578	188	265	453	6.7	185	7	62	76	101	38	606	8.9

Gavin Skelly

Season	gp-gs	min/avg	Total		3-Point		F-Throws		Rebounds				Scoring							
			fg-fga	pct	fg-fga	pct	ft-fta	pct	off	def	tot	avg	pf	fo	ast	to	blk	stl	pts	avg
2014-15	29-0	210/7.2	16-33	.485	0-0	.000	9-17	.529	23	31	54	1.9	36	0	14	9	16	9	41	1.4
2015-16	30-0	376/12.5	33-54	.611	4-9	.444	29-45	.644	35	57	92	3.1	58	1	16	25	14	7	99	3.3
2016-17	36-0	637/17.7	72-155	.465	18-60	.300	52-69	.754	51	81	132	3.7	100	4	46	47	44	12	214	5.9
2017-18	20-11	438/21.9	47-94	.500	19-38	.500	24-34	.706	24	59	83	4.2	53	2	22	34	15	17	137	6.9
TOTAL	115-11	1661/14.4	168-336	.500	41-107	.383	114-165	.691	133	228	361	3.1	247	7	98	115	89	45	491	4.3

RADIO/TV ROSTER



VIC LAW
R-Jr. • F • 6-7
South Holland, Ill.
St. Rita



DEREREK PARDON
Jr. • C • 6-8
Cleveland, Ohio
Villa Angela-St. Joseph



CHARLIE HALL
Jr. • F • 6-5
Los Angeles, Calif.
Crossroads School



ANTHONY GAINES
FY • G • 6-4
Kingston, N.Y.
New Hampton School (N.H.)



ISIAH BROWN
So. • G • 6-2
Lynnwood, Wash.
Lakeside



RAPOLAS IVANAUSKAS
R-FY. • F • 6-9
Barrington, Ill.
Brewster Academy (N.H.)



SCOTTIE LINDSEY
Sr. • G • 6-5
Hillside, Ill.
Fenwick



A.J. TURNER
Jr. • F • 6-7
Mt. Clemens, Mich.
New Hampton School (N.H.)



JORDAN ASH
Jr. • G • 6-3
Bolingbrook, Ill.
St. Joseph



BARRET BENSON
So. • C • 6-10
Willowbrook, Ill.
Hinsdale South




BRYANT MCINTOSH
Sr. • G • 6-3
Greensburg, Ind.
Greensburg



TINO MALNATI
R-FY. • G • 6-3
Northfield, Ill.
New Trier



AARON FALZON
R-So. • F • 6-8
Newton, Mass.
Northfield Mount Hermon



GAVIN SKELLY
Sr. • F • 6-8
Westlake, Ohio
Westlake



CHRIS COLLINS
Head Coach
Fifth Season



BRIAN JAMES
Assistant Coach
Fifth Season



ARMON GATES
Assistant Coach
Fifth Season



BILLY DONLON
Assistant Coach
First Season