

# #CLIMBWITHUS

PENN STATE MEN'S BASKETBALL

GAME

11

## GEORGE WASHINGTON

December 9, 2017 | 4 p.m. ET  
University Park, Pa.  
Bryce Jordan Center (15,261)

### SCHEDULE / RESULTS

Date Opponent TV Time/Result

#### NOVEMBER

10 Fri. CAMPBELL (BTN+) W, 86-75  
12 Sun. FAIRLEIGH DICKINSON (BTN+) W, 81-57

#### LEGENDS CLASSIC

#### UNIVERSITY PARK REGIONAL

15 Wed. MONTANA (BTN) W, 70-57

#### LEGENDS CLASSIC

#### BARCLAYS CENTER - BROOKLYN, N.Y.

20 Mon. vs. Pittsburgh (ESPN3) W, 85-54  
21 Tues. vs. #16/#19 Texas A&M (ESPN2) L, 87-98

#### LEGENDS CLASSIC

#### UNIVERSITY PARK REGIONAL

24 Fri. ORAL ROBERTS (BTN+) W, 86-48

#### B1G/ACC CHALLENGE

29 Wed. at N.C. State (ESPNU) L, 78-85

#### DECEMBER

2 Sat. at Iowa \* (BTN) W, 77-73  
4 Mon. WISCONSIN \* (ESPN2) L, 63-64  
9 Sat. GEORGE WASHINGTON (BTN) 4 p.m.  
17 Sun. at George Mason 4 p.m.  
19 Tues. BINGHAMTON (BTN+) 7 p.m.  
22 Fri. RIDER (BTN) 7 p.m.  
30 Sat. COPPIN STATE (BTN+)

#### JANUARY

2 Tues. at Maryland \* (BTN) 7 p.m.  
5 Fri. #19 NORTHWESTERN \* (FS1) 8 p.m.  
9 Tues. at Indiana \* (BTN) 6:30 p.m.  
12 Fri. NEBRASKA \* (BTN) 7 p.m.  
15 Mon. #15 MINNESOTA \* (BTN) 7 p.m.  
20 Sat. at #19 Northwestern \* (BTN) 2 p.m.  
25 Thur. at Ohio State \* (BTN) 8 p.m.  
27 Sat. RUTGERS \* (BTN) 4 p.m.  
31 Wed. at #2 Michigan State \* (BTN) 6:30 p.m.

#### FEBRUARY

3 Sat. IOWA \* (BTN) 6 or 8 p.m.  
7 Wed. MARYLAND \* (BTN) 6:30 p.m.  
11 Sun. at Illinois \* (BTN) 7 p.m.  
15 Thur. OHIO STATE \* (BTN) 8 p.m.  
18 Sun. at #20 Purdue \* (BTN) 8 p.m.  
21 Wed. MICHIGAN \* (BTN) 7 p.m.  
25 Sun. at Nebraska \* (BTN) 5:15 p.m.

#### BIG TEN TOURNAMENT

Wed.-Sun. Madison Square Garden BTN/CBS  
Feb. 28-March 4 (New York, N.Y.)

All Times Eastern | HOME GAMES in BOLD CAPS |

\* - Big Ten game

Associated Press rankings listed above.

### GAMEDAY MATCHUP

#### GEORGE WASHINGTON COLONIALS

RECORD: 5-4, 0-0 A10

**Coach:** Maurice Joseph  
(2nd year at GW, 7th overall)

**Starters Returning/Lost:** 2/3

#### 2017-18 Leading Scorers

#12 Yuta Watanabe, 14.8 ppg  
#03 Jair Bolden, So., G - 14.8 ppg

#### 2017-18 Leading Rebounder:

#12 Yuta Watanabe, Sr., G - 7.0 rpg

#### PENN STATE NITTANY LIONS

RECORD: 7-3, 1-1 Big Ten

**Coach:** Patrick Chambers (7th year at Penn State)

**Starters Returning/Lost:** 5/0

#### 2017-18 Leading Scorer:

#10 Tony Carr, So., G - 20.1 ppg / 4.0 apg

#### 2017-18 Leading Rebounder:

#24 Mike Watkins, RSo. F - 7.6 rpg

#### 2017-18 Assists Leader:

#10 Tony Carr, So., G - 4.0 apg

### PROBABLE STARTERS

#	NAME	POS.	ELG.	PTS	REB	STAT	NOTES
11	Lamar Stevens	F	So.	14.1	6.6	2nd ppg/rpg	Leading scorer in Iowa win (22 pts, 5 reb, 2 blks)
24	Mike Watkins	F	R-So.	12.3	7.6	33 blks	Nationally ranked for tot BS, bspg (3.67) & FG%
10	Tony Carr	G	So.	20.1	5.0	B1G ppg leader	12 pts 2nd half vs. Wis., Big Ten car best 9 reb
23	Josh Reaves	G	Jr.	10.6	4.3	B1G stls leader	Nationally ranked for tot steals & steals pg (2.33)
33	Shep Garner	G	Sr.	10.6	2.0	241 career 3s	Ranked 12th on NCAA active car list 3FG made

### STAT COMPARISON

PS	STAT	GW
79.2	Scoring Average	68.8
67.6	Opponent Scoring Average	69.9
45.8	Field-Goal Percentage	45.3
42.4	Opponent Field-Goal Percentage	46.0
6.4	3-Pointers Per Game	6.1
35.4	3-Point Field Goal Percentage	32.2
39.1	Opponent 3-Point Field Goal %	36.1
72.1	Free Throw Percentage	71.2
37.0	Rebounds Per Game	34.3
33.8	Opponent Rebounds Per Game	31.9
14.1	Assists Per Game	13.4
13.9	Turnovers Per Game	12.9
9.9	Steals Per Game	5.2
6.7	Blocks Per Game	5.4

### SERIES RECORD

Penn State and George Washington have met 33 previous times and the two teams are meeting for the fourth-straight year. The Nittany Lions own a 21-12 series record and are 14-1 overall at home. This is only the second game to be played at the Bryce Jordan Center with Penn State winning at the BJC in 2014. The Nittany Lions won last year at the Smith Center 74-68.

The Nittany Lions and Colonials played 20 times as members of the Atlantic 10 with Penn State holding a 13-7 mark in those games, including a win in the A10 conference championship game in 1991.

*The detailed list of the last 10 meetings is on page 3 of these notes.*

### NITTANY LIONS' RECORD

2017-18	Overall	H	A	N	OT
Overall	7-3	5-1	1-1	1-1	0-0
December	1-1	0-1	1-0	0-0	0-0
November	6-2	5-0	0-1	1-1	0-0

#### STREAKS:

**Overall**  
L1 Last Win: 12-2 at Iowa (77-73)  
Last Loss: 12-4 vs. Wisconsin (63-64)

**Home**  
L1 Last Win: 11-24 vs. Oral Roberts (86-48)  
Last Loss: 12-4 vs. Wisconsin (63-64)

**Away**  
W1 Last Win: 12-2-17 at Iowa (77-73)  
Last Loss: 11-29-17 at N.C. State (78-85)

**Neutral**  
L1 Last Win: 11-20-17 vs. Pittsburgh (85-54)  
Last Loss: 11-21-17 vs. #16 Texas A&M (87-98)

### DETAILS

#### WATCH: BTN & BTN2Go

Greg Amsinger (pxp) & Jon Crispin (analyst)

#### LISTEN: Steve Jones (pxp)

& Dick Jerardi (analyst)

Online at GoPSUsports.com/lionvision

SiriusXM Sirius 134 | XM 196 | Internet 958

### OPENING TIP

This is only the second game in 34 meetings between Penn State and George Washington to be played in the Bryce Jordan Center. The Nittany Lions and Colonials played their first and only time in the BJC in 2014.

### QUICK HITS

- Sophomore guard Tony Carr leads the Big Ten in scoring at 20.1 points per game with six games with double-figure scoring. In 10 games so far this year, he averages, almost exactly, 10 points per half. Among Big Ten statistical leaders, Carr ranks in the top five in 3-point FG % (3), FT % (5) and assists (4).

#CLIMBWITHUS

GoPSUsports.com



@PennStateMBB @Coach\_Chambers



pennstatebasketball



PennStateMBB

## 2017-18 ROSTER & TEAM INFORMATION

#	NAME	POS.	ELG.	HT.	WT.	HOMETOWN	HIGH SCHOOL / LAST SCHOOL
1	Deivis Zemgulis	F	Jr.	6-6	220	Kaunas, Lithuania	St. Mary Ryken (Md.)
3	Satchel Pierce	F	Jr.	7-0	255	Baberton, Ohio	Kiski School (Pa.) / Virginia Tech
4	Nazeer Bostick	G	So.	6-4	203	Philadelphia, Pa.	Roman Catholic
5	Jamari Wheeler	G	Fr.	6-1	170	Live Oak, Fla.	Rock School
10	Tony Carr	G	So.	6-5	204	Philadelphia, Pa.	Roman Catholic
11	Lamar Stevens	F	So.	6-8	226	North Wales, Pa.	Roman Catholic
20	Taylor Nussbaum	G	Fr.	6-2	175	South Salem, N.Y.	Cheshire Academy (Conn.)
21	John Harrar	F	Fr.	6-9	243	Wallingford, Pa.	Strath Haven
22	Grant Hazle	F	So.	6-5	192	Kingwood, Texas	Westbury Christian School
23	Josh Reaves	G	Jr.	6-4	210	Fairfax, Va.	Oak Hill Academy (Va.)
24	Mike Watkins	F	R-So.	6-9	254	Philadelphia, Pa.	Phelps School
33	Shep Garner	G	Sr.	6-2	196	Chester, Pa.	Roman Catholic
35	Trent Buttrick	F	Fr.	6-8	234	Bloomsburg, Pa.	Community School of Naples (Fla.)
44	Julian Moore	F	Gr.	6-10	248	Philadelphia, Pa.	Germantown Academy

### ► COACHING STAFF

Head Coach: Patrick Chambers (Philadelphia '94)  
 Associate Head Coach: Keith Urgo (Fairfield '02)  
 Assistant Coach: Dwayne Anderson (Villanova '09)  
 Assistant Coach: Jim Ferry (Keene State '90)  
 Director of Basketball Operations: Ross Condon (Villanova '07)  
 Director of Player Development: David Caporaletti (Philadelphia '93)  
 Director of On-Campus Recruiting: Nicholas Colella (Penn State '13)  
 Athletic Trainer: Jonathan Salazer (Penn State '93)  
 Strength Coach: Greg Miskinis (Penn State '08)

### ► PRONUNCIATIONS

BUTTRICK BUTT-rick  
 HARRAR Final R is silent, HERR-ah  
 Deivis ZEMGULIS Davis Zem-Goo-Liss  
 Kaunas CO-nuss

### ► THE UNIVERSITY

Name	The Pennsylvania State University
Location	University Park, Pa. 16802
Founded	1855
Enrollment	41,359 undergraduate, 47,261 (UP overall)
Nickname	Nittany Lions
Colors	Blue & White
Conference	Big Ten Conference
Division	NCAA Division I
Home Court (capacity):	Bryce Jordan Center (15,261)
President	Dr. Eric J. Barron
Athletic Director	Sandy Barbour
Deputy Athletic Director/COO	Phil Esten
Sport Administrator	Lynn Holleran
Ticket Office Phone	1-800-NITTANY

### ► BASKETBALL HISTORY

First Year of Basketball:	1897
No. of Seasons	121 (122nd)
All-Time Record	1,443 - 1,158
Record In BJC	216-134 (22nd Season)
NCAA Tourney Years (Record)	9 (9-11); Last: 2011
NIT Years (Record)	10 (22-9); Last: 2009 Champs
CBI Years (Record)	1 (1-1); Last: 2014

### ► COACHING STAFF

Head Coach	Patrick Chambers
Alma Mater	Philadelphia Univ. '94
Overall Record (yrs)	136-140 (8)
Record at Penn State (yrs)	94-112 (6)
Basketball Office	814-865-5494
Contact	814-863-3163 (SID)

Associate Head Coach Keith Urgo (Fairfield '02)  
 Assistant Coach Dwayne Anderson (Villanova '09)  
 Assistant Coach Jim Ferry (Keene State '90)  
 Director of Operations Ross Condon (Villanova '07)  
 Director of Player Development David Caporaletti (Philadelphia '93)  
 Director of On-Campus Recruiting Nicholas Colella  
 Athletic Trainer Jon Salazer  
 Strength & Conditioning Coach Greg Miskinis

### ► 2017-18 TEAM

Letterwinners Returning/Lost	9 / 4
Starters Returning/Lost	5 / 0
Newcomers	5*

\*includes Satchel Pierce who sat out 2016-17 to comply with NCAA transfer rules

2016-17	15-18 (H: 9-7; A: 3-7; N: 3-4)
2017 Big Ten Finish	6-12, t-12th
2017 Big Ten Tournament	1-1, Second Round W, Nebraska, 76-67 (ot) L, Michigan State, 51-78

Associate Director Strategic Communications/  
 MBB Contact: Rose Pietrzak Carter  
 E-Mail: rose@psu.edu  
 Office / Cell: 814-863-3163 / 814-441-8438  
 Twitter: @PennStateMBB & @GoPSURose

Assistant Director Strategic Communications/  
 MBB Secondary Contact: Jocelyn VerVelde  
 E-Mail: jocelyn@psu.edu  
 Cell: 814-876-2710

Strategic Communications Office: 814-865-1757  
 Bryce Jordan Center Press Row: 814-863-3294  
 Website: GoPSUsports.com

## THE 2017-18 NITTANY LIONS:

### ► BY STATE/COUNTRY

PENNSYLVANIA (8)

Nazeer Bostick

Trent Buttrick

Tony Carr

Shep Garner

John Harrar

Julian Moore

Lamar Stevens

Mike Watkins

FLORIDA (1)

Jamari Wheeler

NEW YORK (1)

Taylor Nussbaum

OHIO (1)

Satchel Pierce

TEXAS (1)

Grant Hazle

VIRGINIA (1)

Josh Reaves

LITHUANIA (1)

Davis Zemgulis

### ► BY ELIGIBILITY

GRADUATE (1)

Julian Moore

SENIORS (1)

Shep Garner

JUNIORS (3)

Satchel Pierce

Josh Reaves

Davis Zemgulis

SOPHOMORES (5)

Nazeer Bostick

Tony Carr

Grant Hazle

Lamar Stevens

Mike Watkins

FRESHMEN (4)

Trent Buttrick

John Harrar

Taylor Nussbaum

Jamari Wheeler

### ► BY HEIGHT

Satchel Pierce 7-0

Julian Moore 6-10

John Harrar 6-9

Mike Watkins 6-9

Trent Buttrick 6-8

Lamar Stevens 6-8

Davis Zemgulis 6-6

Tony Carr 6-5

Grant Hazle 6-5

Josh Reaves 6-4

Nazeer Bostick 6-4

Shep Garner 6-2

Taylor Nussbaum

Mike Watkins

Jamari Wheeler 6-2

Jamari Wheeler 6-1

### ► BY MAJOR

Nazeer Bostick: Undergraduate Studies

Trent Buttrick: Undergraduate Studies

Tony Carr: Recreation, Park,

& Tourism Management

Shep Garner: English

John Harrar: Undergraduate Studies

Grant Hazle: Biology

Julian Moore (graduate): Information

Systems Technology

Taylor Nussbaum: Undergraduate Studies

Satchel Pierce: International Politics

Josh Reaves: Criminology

Lamar Stevens: Business Management

Mike Watkins: Criminology

Jamari Wheeler: Undergraduate Studies

Davis Zemgulis: Food Science

- Holding on to the Big Ten's top spot for team steals, Penn State has 99 – 17 more than the next squad on the list, Illinois (82). Three Nittany Lions are ranked among the Big Ten's steal leaders: Josh Reaves (1st-21), Jamari Wheeler (4th-18) and Tony Carr (7th-13).

Reaves and Wheeler are both ranked nationally in the total steals category. The list of NCAA rankings is on *page 7 of these notes*.

- Five Nittany Lions are currently averaging in double-figure scoring with Tony Carr (20.1), Lamar Stevens (14.1), Mike Watkins (12.3),

### SERIES VS. GEORGE WASHINGTON

**Series:** PS leads 21-12

**at BJC:** PS leads 1-0

**at Washington, D.C.:** GW leads 10-5

**at neutral sites:** Penn State leads 2-1

### LAST 10 Meetings vs. Colonials

Date	Location	PS Pts	GW Pts	Result
1/27/1990	H	77	69	W
2/17/1990	A	72	64	W
3/4/1990	N	83	72	W-A10
2/3/1991	A	70	83	L
2/18/1991	H	69	65	W
3/7/1991	N	81	75	W-A10
12/27/1991	N	57	71	L
12/14/2014	H	64	51	W
12/8/2015	A	66	76	L
11/26/2016	A	74	68	W

### NONCONFERENCE OPPONENTS

	Series Record	Last Result
Campbell	PS 1-0	W, 86-75, 11/10/17
FDU	PS 2-0	W, 81-57, 11/12/17
Montana	PS 1-0	W, 70-57, 11/15/17
Columbia	PS 5-4	PS 79-65, 11/17/17
Pittsburgh	PS 76-72	PS, 85-54, 11/20/17
Texas A&M	TAM 4-0	TAM 98-87, 11/21/17
Oral Roberts	PS 1-0	PS 86-48, 11/24/17
N.C. State	NCS 17-3	NCS 85-78, 11/29/17
<b>Geo. Washington</b>	<b>PS 21-12</b>	<b>PS, 74-68, 11/26/16</b>
George Mason	PS 6-1	GM, 85-66, 12/7/16
Binghamton	First Meeting	
Rider	PS 3-1	R 82-73, 11/23/07
Coppin State	PS 1-0	PS 66-49, 12/28/01

### B1G OPPONENTS

	All B1G Games	B10 Tourney	Overall
Illinois	13-28	0-3	16-28
Indiana	11-35	2-2	11-37
Iowa	15-27	1-1	16-29
Maryland	1-3	--	9-12
Michigan	11-33	2-1	12-34
Michigan St.	8-33	2-1	8-37
Minnesota	14-31	0-3	14-33
Nebraska	6-6	2-0	8-7
Northwestern	29-17	1-2	29-18
Ohio State	13-34	1-4	15-37
Purdue	11-34	0-2	12-35
Rutgers	3-2	--	40-31
Wisconsin	10-36	1-1	10-36
<b>TOTAL</b>	<b>145-319</b>	<b>12-20</b>	<b>200-374</b>

Shep Garner (10.6) and Josh Reaves (10.6).

- Penn State's 12 three-point field goals at Iowa were the most in a Big Ten game since recording 14 vs. Northwestern in the BJC during the 2004-05 season (PS W, 65-62, 1/22/05). The 12 three-pointers match Penn State's highest total in a Big Ten road game dating back to February 8, 1998, when the Nittany Lions made 12 in a 68-69 win at Northwestern.

The Nittany Lions connected on 13 three-point field goals in the St. John's victory during the 2016-17 season.

### POINTS RISING

Just one of the indicators of Penn State's increase in its offensive output was the setting of the program's record for points scored in the Big Ten (1,262) and finish in the top 10 for total points (2,367) in 2016-17.

In comparing the season's figures after 10 games, including, for the first time, two early Big Ten Conference games, the current 79.2 points per game second to the 2013-14 season and is a 7.5-point difference from 2016-17 and 16.5-point difference from Chambers' first season in 2011-12.

Season	Record	FG%	Scoring	
			10-game Avg.	Final Avg.
<b>2017-18*</b>	<b>7-3</b>	<b>45.8</b>	<b>79.2</b>	
2016-17	6-3	41.3	71.7	71.7
2015-16	7-3	40.6	66.7	65.8
2014-15	9-1	43.4	73.0	66.9
2013-14	7-3	47.4	81.7	70.9
2012-13	6-4	40.0	62.9	61.6
2011-12	6-4	38.1	62.7	61.8

\*includes two Big Ten games

### HOLDING OPPONENTS UNDER 60

Oral Roberts became the fourth team in 2017-18 to be held to fewer than 60 points by the defensive-minded Nittany Lions and the 48-point total is the lowest total of the year so far. Pittsburgh scored 54 while consecutive opponents Fairleigh Dickinson and Montana were both held to a total of 57 points, that total ranking as the lowest by Montana since February 27, 2016 (54).

The 2015-16 season was the last time Penn State allowed less than 60 points to consecutive opponents against Bucknell (58) and Boston College (58).

Penn State is 4-0 in 2017-18 and was 11-0 in 2016-17 when keeping its opponents below 70 points. All six Big Ten wins last season came when opponents were kept at or below 70 with two teams held under 60 points.

### FIRST THINGS FIRST

Penn State became the first Big Ten team to record a win in the 2017-18 season with a late afternoon tipoff time vs. Campbell.

With the Big Ten season-opening win at Iowa, Penn State had its first 1-0 start in conference play since the 2010-11 season.



## MEN'S BASKETBALL

# 100%

## NCAA GRADUATION SUCCESS RATE

5TH CONSECUTIVE YEAR

#CLIMBWITHUS

### MBB LEADS BIG TEN; POSTS FIFTH-STRAIGHT YEAR WITH 100% GSR

Penn State student-athletes continue to graduate well above their peers nationwide, delivering a record-tying academic performance, according to data announced by the National Collegiate Athletic Association (NCAA).

The NCAA's annual graduation rates study of institutions across the nation revealed Penn State student-athletes at the University Park campus earned a Graduation Success Rate (GSR) of 90 percent to tie the school's all-time record, previously set in the 2010 NCAA report. Nittany Lion students posted a 90 percent graduation rate compared to the 86 percent average for all Division I institutions for students entering from 2007-08 through the 2010-11 academic year.

The NCAA data revealed student-athletes from nine Penn State squads, including men's basketball, earned a Graduation Success Rate of 100 percent, an increase of two from last year's seven teams and up four from the 2015 total of five squads.

The men's basketball team had a perfect 100 percent GSR score for the fifth consecutive year and its graduation figure was 22 points higher than the Division I average (100 to 78 percent).

## REAVES, PRINCE OF THIEVES

Junior Josh Reaves currently ranks in the NCAA top 20 individually for total steals (18th-21) and in the top 30 for steals per game (26th-2.33). His defensive contributions have helped Penn State to a No. 5 national ranking with 99 total steals and No. 14 rank in steals per game (9.9).

Reaves had 60 steals in 2016-17, a total that was just on the outside of Penn State's single-season chart at 11th, quite an accomplishment since Reaves missed six games to start the season. He has 117 career steals to date and needs 19 more to enter Penn State's career top-10 list. The No. 10 spot is currently held by Jarrett Stephens (1996-2000) with 136.

## GARNER MOVES TO 16TH

Shep Garner finished his junior season with 1,183 career points and is now tied with Brandon Taylor (2012-2016) for 16th on Penn State's all-time scoring list.

	PTS	FGM	3FG	FTM	
1.	2,213	722	317	452	Talor Battle, 2008-11
2.	2,138	738		662	Jesse Arnelle, 1952-55
3.	1,986	615	308	448	Joe Crispin, 1998-01
4.	*1,812	627	127	431	D.J. Newbill, 2013-15
5.	1,605	525	332	223	Pete Lisicky, 1995-98
11.	1,372	539	6	288	Jarrett Stephens, 1996-00
12.	1,369	413	206	337	Titus Ivory, 1997-01
13.	1,342	367	161	447	Freddie Barnes, 1989-92
14.	1,329	489		351	Ed Fogell, 1986-90
15.	1,310	406	21	477	John Amaechi, 1993-95
16.	1,289	463	183	183	Brandon Taylor, 2013-16
	<b>1,289</b>	<b>422</b>	<b>241</b>	<b>204</b>	<b>S. Garner, 2013-present</b>

## FOR THREEEEEEEE.....

Garner is also moving up the Nittany Lions' rankings for career three-point field goals made. Garner connected on 82 treys in 2016-17, which placed him 10th on the single-season list. With 25 this season for 241 in his career, Garner has a hold on the No. 4 spot. He also ranks fourth for Penn State in all-time attempts with 680. With his 241 career made three-pointers, Garner is 12th on the NCAA Division I active career leader list.

### CAREER 3-POINT FIELD GOALS

	3FG	3FGA	PCT	
1.	332	829	40.0	Pete Lisicky, 1994-98
2.	317	930	34.1	Talor Battle, 2008-11
3.	308	885	34.8	Joe Crispin, 1998-2001
4.	<b>241</b>	<b>680</b>	<b>35.4</b>	<b>Shep Garner, 2014-present</b>
5.	221	579	38.2	Danny Morrissey, 2005-09

## BLOCK PARTY

Redshirt sophomore Mike Watkins has 33 of the Nittany Lions' 67 blocked shots on the year, a total that has Penn State ranked third-nationally for total blocked shots and sixth for blocked shots per game (6.7).

Individually, Watkins is second among active NCAA Division I career leaders with 2.83 per game. His 2017-18 totals place him fourth nationally (33) and seventh with his average of 3.67 per game.

## SWAT-KINS

With 33 blocks so far this season, Mike Watkins has his sights set on the No. 3 spot on Penn State's career list. The Philadelphia, Pa., native contributed 90 blocked shots to Penn State's record team total in 2016-17. He entered the 2017-18 season tied for 10th on the career list and he is now in fourth place with 123.



## NEW FACES, THE SEQUEL

Coach Patrick Chambers and the Penn State Men's Basketball program welcomed new Nittany Lions Myles Dread and Rasir Bolton to the family on November 8 when the pair signed their National Letters of Intent to enroll at Penn State and play for the Nittany Lions. The full press release is available here: [gopsu.info/MBBDreadBolton](http://gopsu.info/MBBDreadBolton).

## PLAYER ACCOMPLISHMENTS

SCORING 10+	16-17	17-18	CAREER
Shep Garner	21	6	65
Tony Carr	26*	8	34
Lamar Stevens	21	7	28
Mike Watkins	16	5	21
Josh Reaves	6	5	17
Julian Moore	1		5
Satchel Pierce	--	1	3
Nazeer Bostick	--	3	3
Jamari Wheeler		1	1
Deivis Zemgulis	--		1

10+ REBOUNDS	16-17	17-18	CAREER
Mike Watkins	9	2	11
Tony Carr	2		2
Julian Moore	--		1
Josh Reaves	--		1

DOUBLE-DOUBLES	16-17	17-18	CAREER
Mike Watkins	8*	1	9
Tony Carr	2		2

20-POINT GAMES	16-17	17-18	CAREER
Tony Carr	7	4	11
Shep Garner	5	1	16
Lamar Stevens	5	3	8
Josh Reaves	2		2
Mike Watkins	1	1	2

30-POINT GAMES	16-17	17-18	CAREER
Shep Garner	--		1
Tony Carr	--	2	2

## LED TEAM IN

SCORING	16-17	17-18	CAREER
Shep Garner	7	1	20
Tony Carr	8	5	13
Lamar Stevens	8	2	10
Mike Watkins	4	1	5
Josh Reaves	3		3
Jamari Wheeler	--	1	1
Nazeer Bostick	--	1	1
Julian Moore	1		1
Satchel Pierce	--		1 <sup>Yr</sup>

REBOUNDING	16-17	17-18	CAREER
Mike Watkins	21	3	23
Lamar Stevens	7	3	10
Tony Carr	7	2	9
Shep Garner	2		8
Julian Moore	2		7
Josh Reaves	2	1	5
Jamari Wheeler	--	1	1
Deivis Zemgulis	--		1

ASSISTS	16-17	17-18	CAREER
Shep Garner	6	1	41
Tony Carr	23	5	28
Josh Reaves	6	2	17
Lamar Stevens	2	1	3
Jamari Wheeler	--	2	2
Julian Moore	--		2
Mike Watkins	1		1

BLOCKS	16-17	17-18	CAREER
Mike Watkins	27	8	35
Julian Moore	5		15
Josh Reaves	5		11
Lamar Stevens	5	3	8
Tony Carr	1		1
Nazeer Bostick	1		1

STEALS	16-17	17-18	CAREER
Shep Garner	8	2	33
Josh Reaves	18	4	32
Lamar Stevens	7	2	9
Tony Carr	4	2	6
Mike Watkins	5		5
Nazeer Bostick	2	1	3
Julian Moore	2		2
Jamari Wheeler	--	3	3

\*Penn State freshman record

## PENN STATE CAREER 20-PLUS POINT GAMES

### CAREER BLOCKED SHOTS

	BLK	BPG	
1.	428	3.8	Calvin Booth, 1995-99
2.	191	2.3	John Amaechi, 1993-95
3.	133	1.5	Jordan Dickerson, 2014-16
4.	123	2.83	Mike Watkins, 2017-present

### STAYING ON TOP

Mike Watkins not only set the Penn State freshman mark for rebounds, he also claimed the top spot for career field goal percentage at 59.0 percent following his rookie campaign. Watkins went 18-26 from the field at Iowa and Wisconsin for a Big-Ten leading season field goal percentage of 68.1 (49-72), good for 10th nationally. He now boasts a 61.2 field goal percentage for his career which keeps him atop the Penn State list.

### CAREER FG PERCENTAGE

	PCT	FGM	FGA	
1.	61.2	177	289	Mike Watkins, 2016-present
2.	58.3	539	924	Jarrett Stephens, 1996-00
3.	54.6	301	551	Andrew Jones, 2008-11
4.	54.2	162	299	Sasa Borovnjak, 2009-13
5.	53.9	489	907	Ed Fogell, 1986-90

### CENTENNIAL GAMES

On a team dominated with youth, two Nittany Lions have eclipsed the century mark for games played. Senior Shep Garner played in his 100th game as a Nittany Lion in the season opener vs. Campbell and graduate student Julian Moore reached the 100-game milestone at the end of the 2016-17 season.

### CARR'S FRESHMAN 26

Tony Carr scored in double figures 26 times during his freshman season -- another Penn State rookie record to his credit. In addition to his 139 assists in 2016-17, he topped Jesse Arnette (23) for most games with 10 or more points in a freshman season.

### CARR'S FRESHMAN 28

When Carr was asked during media day if he had gained 28 pounds in the offseason, the Philadelphia, Pa., native was quick to quip that he gained 28 pounds of *muscle* to his frame, now weighing in, literally, at 204 for his sophomore season.

### KING WHEELER

Freshman Jamari Wheeler has provided a spark for the Nittany Lions, averaging nearly 20 minutes of action per game this season. Over a three-game span including two at the Legends Classic, the Live Oak, Fla., native went 8-12 (66.7 %) from the field, dished out six assists and had eight steals and a block. Against 16th-ranked Texas A&M, Wheeler had two steals that lead directly to layups in the second half, the second punctuating a Penn State rally to trim the Aggie lead to five.

Against Oral Roberts, Wheeler started out quickly with six points and two steals in his first four minutes of play. He finished with a game-high and career-high 14 points and led

the Nittany Lions with seven rebounds, and five steals, also career bests. He had five career bests on the day and tied his career total with four assists. He recorded his first career three-point field goal as a Nittany Lion. The five steals are a season-high for a Nittany Lion.

### MINUTE BY MINUTE

An injury at the end of 2016-17 sidelined sophomore guard Nazeer Bostick for the remainder of the season, just as his minutes on the floor were increasing. Bostick has been first off the bench in seven of the first eight games, averaging 19 minutes per game. The Philadelphia, Pa., native had his first career start against Columbia (11-17) and played a career-high 35 minutes, producing 10 points and a career-best eight rebounds. Against Pittsburgh, he had 10 points with four assists and four steals with no turnovers. He shared the team scoring lead with Jamari Wheeler with 14 points against Oral Roberts (11-24).

### 20/20 TIMES 2

Tony Carr (31) and Lamar Stevens (25) replicated a tandem of 20-plus point efforts against 16th-ranked Texas A&M (11/21/17) when they both scored 20-plus points in a game. The tandem accomplished the feat two times, the first time against Duquesne (11/13/16) and again in the three-overtime game at Indiana (2/1/2017).

With Stevens' and Carr's 20-plus points in November 2016, it marked the first time since March 15, 1989 that two Penn State freshmen posted 20 or more points in the same game, when Freddie Barnes (24) and Monroe Brown (32) pulled off the feat against Murray State in the opening round of the NIT.

### RETURNING FIREPOWER

Penn State is one of 16 teams in the nation that returned 70 percent or more of its scoring, rebounding and assists from 2016-17.

#### 2016-17 Percentages

Team	Pts	Reb	Assts
Bradley	96.8	95.8	98.4
Colgate	93	93.5	90.1
Cornell			
Hawai'i	71	75	77
Idaho	84.8	74.6	81.5
Iowa	73.7	82	77
Minnesota	87.1	91.8	90.9
Navy	82	73	87
No. Kentucky	77	84	84
Oakland	82	82	82
<b>Penn State</b>	<b>80.8</b>	<b>87.8</b>	<b>81.8</b>
Saint Joseph's	89	82	88
Seton Hall	90.5	89.8	72
SFA	75	84.1	70.7
USC	97.9	96.6	99.3
Wichita State	91.2	91.2	83.5

### PHILLY SIX NOW SEVEN

### Shep Garner (17)

30 at Boston College, 12/2/2015  
26 vs. Columbia, 11/17/2017  
26 vs. Colorado, 12/22/2015  
25 vs. Albany, 11/11/2016  
25 vs. Ohio State, 3/10/2016  
24 vs. Rutgers, 2/4/2017  
22 vs. Illinois, 3/6/2016  
22 at Michigan State, 2/28/2016  
22 vs. Nebraska, 2/25/2016  
22 vs. Michigan (MSG), 1/30/2016  
22 at George Washington, 12/8/2015  
21 vs. St. John's, 12/18/2016  
20 vs. Minnesota, 1/5/2016  
20 vs. Cincinnati, 11/20/2016  
20 vs. Ohio State, 2/28/2017  
20 at Rutgers, 2/20/2016

### Tony Carr (11)

33 vs. Campbell, 11/10/2017  
31 vs. Texas A&M, 11/21/2017 >>  
29 at N.C. State, 11/29/2017  
24 vs. Indiana, 1/18/2017  
23 at Indiana (3ot), 2/1/2017 \*\*  
21 vs. Purdue, 2/21/2017  
21 vs. Ohio State, 2/28/2017  
20 vs. Fairleigh Dickinson, 11/12/2017  
20 at Minnesota, 2/25/2017  
20 vs. Duke, 11/19/2016  
20 vs. Duquesne, 11/13/2016 \*\*

### Lamar Stevens (8)

26 at Indiana (3ot), 2/1/2017 \*\*  
25 vs. Montana, 11/15/2017  
25 vs. Texas A&M, 11/21/2017 >>  
25 vs. Maryland, 2/7/2017  
24 vs. Duquesne, 11/13/2016 \*\*  
22 at Iowa, 12/2/2017  
21 at Illinois, 2/11/2017  
20 vs. Morgan State, 12/21/2016

### Josh Reaves (2)

25 at Iowa, 3/5/2017  
22 vs. Northwestern, 12/27/2016

### Mike Watkins (2)

22 vs. Wisconsin, 12/4/2017  
20 at George Washington, 11/26/2016

\*\* Carr and Stevens scored 20+ points in the same game in 2017-18

>> Carr and Stevens scored 20+ points in the same game in 2016-17

## PENN STATE CAREER 30-PLUS POINT GAMES

### Tony Carr (2)

33 vs. Campbell, 11/10/2017  
31 vs. Texas A&M, 11/21/2017

### Shep Garner (1)

30 at Boston College, 12/2/2015

## NITTANY LIONS RECORD WHEN

At home	5-1
On road	1-1
Neutral	1-1
vs. Top-25 teams	0-1
Leading at the half	7-0
Trailing at the half	0-3
Lead w/ 5:00 to play	7-0
Trail w/ 5:00 to play	0-3
In overtime(s)	--
Wearing white (at home)	4-0
Wearing white (as visiting team)	0-1
Wearing gray	0-1
Wearing blue	2-1
Wearing pink and black	1-0
Game decided by 1-5 pts	1-1
Game decided by 6-10 pts	0-1
Game decided 11-15 pts	3-1
Game decided by 16+ pts	3-0
PSU scores < 60 points	--
PSU scores 60-69 pts	0-1
PSU scores 70-79 pts	3-1
PSU scores 80-89 pts	4-1
PSU scores 90+ pts	--
PSU scores 100+ pts	--
Opp. scores < 60 pts	4-0
Opp. scores 60-69 pts	1-1
Opp. scores 70-79 pts	2-0
Opp. scores 80-89 pts	0-1
Opp. scores 90-99 pts	0-1
Opp. scores 100+ pts	--
1 PSU player scores 10+	--
2 PSU players score 10+	1-1
3 PSU players score 10+	1-2
4 PSU players score 10+	2-0
5 PSU players score 10+	2-0
6 PSU players score 10+	1-0
PSU outrebounds opp.	5-1
Opp. outrebounds PSU	2-2
PSU has more turnovers	0-2
Opp. has more turnovers	6-1
Turnovers are equal	1-0
FG% over 40%	6-2
FG% less than 40%	1-1
Opp. FG% over 40%	3-2
Opp. FG% less than 40%	4-0
PSU outshoots opp.	5-0
Opp. outshoots PSU	2-3
In November	6-2
In December	1-1
In January	--
In February	--
In March	--
On Sunday	1-0
On Monday	1-1
On Tuesday	0-1
On Wednesday	1-1
On Thursday	--
On Friday	3-0
On Saturday	1-0



### THE "CLIMB" CONQUERED

Coach Patrick Chambers led more than 20 members of the "Legion of Blue" student section, the Nittany Lion mascot, media and staff members to the top of Mount Nittany in September.

Tied into the Nittany Lions' social media hashtag #ClimbWithUs, the hike covered 1.2 miles round trip and reached an elevation of 1,900 feet. The top of Mount Nittany offers views of the Bryce Jordan Center, Beaver Stadium, the University Park campus and State College.

With the addition of freshman John Harrar from Wallingford, seven Nittany Lions on the 2017-18 roster hail from the Philadelphia area. Nazeer Bostick, Tony Carr, Shep Garner and Lamar Stevens represent Roman Catholic High School. Mike Watkins is from The Phelps School and Julian Moore is from Germantown Academy.

### SCORE BY THE NUMBERS

Five of the six top scorers from a year ago return for Penn State in 2017-18, accounting for 77 percent of the team's total points last season. The 2016-17 freshmen trio of Tony Carr (13.2 ppg), Lamar Stevens (12.7 ppg) and Mike Watkins (7.7 ppg) contributed nearly half of the points.

### BIG WINS

Penn State won a combined 13 Big Ten games in back-to-back seasons for just the seventh time in 25 years of Big Ten play. The Nittany Lions have had at least six league wins in consecutive years just three times previously. (93-95, 94-96 and 07-09). Penn State's Jan. 1 win over Rutgers marked its earliest Big Ten win since the 2010-2011 season.

### EVERY DAY OF THE WEEK

Penn State will play at least one scheduled basketball game on every day of the week during the 2017-18 season. Big Ten games also, for the first time ever, span the week. The Nittany Lions play Northwestern (1/5/18) in the BJC for their first-ever Friday regular season conference game at home.

### AND FIVE TIMES ON SUNDAY

Five Nittany Lion games are slated for Sundays, two during the nonconference portion of the schedule versus Fairleigh Dickinson (11/12) in the BJC and at George Mason (12/17). The remaining three Sunday games are against league opponents, take place in February, and all are on the road (2/11 at Illinois, 2/18 at Purdue and 2/25 at Nebraska).

### NEW TO THE NITTANY LIONS

Four teams on the 2017-18 schedule are first-time opponents for Penn State, including Friday's opponent: Oral Roberts, Binghamton, Campbell and Montana. The Nittany Lions are now 3-0 against first-time opponents after defeating Campbell in the opener and Montana and Oral Roberts in the Legends Classic University Park Regional games. Coach Chambers faced Binghamton four times at Boston University with a 4-0 record against the Bearcats.

### THE HOMESTAND

Penn State started the 2017-18 season with four home games over the span of eight days -- all at the Bryce Jordan Center. This opening homestand is the longest in coach Patrick Chambers' tenure -- previously three to tipoff the 2011-12 season -- and matches Penn State's four-game homestand to open the 2010-11 campaign. The Nittany Lions started 2-0 with wins over Campbell (86-75), scoring the most points in a season opener since the 2000-01 campaign, and Fairleigh Dickinson, notable for Penn State as it broke the BJC record for steals in an individual men's game with 18.

The Nittany Lions defeated Montana as part

of the Progressive Legends Classic University Park Regional to improve their record to 3-0. Penn State topped Oral Roberts November 24 to close the homestand at 4-0.

## THE WINS

Penn State has had 15 or more wins in each of the last four years. The Nittany Lions had not previously reached at least 15 wins in four-consecutive seasons since joining the Big Ten Conference. The Lions also have at least eight regular-season, non-conference wins in each of Chambers' six seasons.

## THE HEARTBREAKERS

The one-point loss to Ohio State at the BJC was Penn State's seventh Big Ten game in 2016-17 that was decided in overtime or by one possession. Five of last season's conference losses were decided by five points or less: at Michigan (-3, 69-72); Indiana (-3, 75-78); Rutgers (-2, 68-70); Purdue (-4, 70-74 ot) and Ohio State (-1, 70-71).

## FIRST FOR EVERYTHING

Following the regular season, Penn State tied for 12th with Nebraska and took the No. 13 seed into the 2017 Big Ten Tournament in Washington, D.C. The Nittany Lions advanced to the second round with an overtime win over the Huskers, 76-67. It was the first overtime game in the tournament for both Penn State and Nebraska and the ninth overtime game in the tournament's 20-year history.

## AND UNDER 40

The Nittany Lions were 9-1 in 2016-17 when holding opponents under 40 percent shooting from the field. The lone loss was to then-No. 14 Purdue, who shot 39.7 percent Feb. 21 in the BJC.

With a 4-0 mark so far in 2017-18 when Penn

State holds an opponent under 40 percent from the field, the Nittany Lions are now 59-18 record under head coach Patrick Chambers.

## TOPS IN TURNOVERS

Penn State led the Big Ten in forced turnovers in 2016-17. PSU opponents averaged 14.8 turnovers on the season and 14.5 in Big Ten play. Opponents had the same or more turnovers in all but four games.

## ROOKIE MAJORITY

Penn State's 2016-17 season-opening lineup featured three players with freshman eligibility: Tony Carr, Lamar Stevens and Mike Watkins. It is the first time in program history three rookies have started in the season opener, and the first time at least three freshmen have started in any game since the final three games of the 2007-08 season.

The 2016-17 season opener was the third consecutive that featured at least one true freshman in the starting lineup with Josh Reaves starting last season and Shep Garner in 2014-15.

## WELCOME HOME

Penn State's Philadelphia natives showed out in front of their home crowd when Penn State played host to Michigan State Jan. 7 in the Palestra. They contributed 76 percent of the team's scoring in the 72-63 win, the Lions' first over the Spartans since 2011. Three of the Philadelphians (Stevens, Carr and Moore) finished in double-figure scoring.

## RANKED FOES TESTED IN BJC

## NCAA / Big Ten Statistical Rankings top 80 // games through 12-7-2017

TEAM	NCAA		BT Rank
	Rank	Rank	
Total Blocks	67	3	3
Total Steals	99	5	1
Blocked Shots Per Game	6.7	6	3
Steals Per Game	9.9	15	1
Free Throws Made	168	20	5
Turnovers Forced	17.40	32	2
Total Rebounds	370	48	9
Turnover Margin	3.5	51	4
Scoring Margin	11.6	78	8
Off. Rebounds per Game	12.44	80	5

INDIVIDUAL	NCAA		BT Rank
	Rank	Rank	
<b>Total Blocks</b>			
Mike Watkins	33	4	3
<b>Blocked Shots Per Game</b>			
Mike Watkins	3.67	7	2
<b>Field Goal Percentage</b>			
Mike Watkins	68.1	10	1
<b>Total Steals</b>			
Josh Reaves	21	19	1
Jamari Wheeler	18	55	4
<b>Steals Per Game</b>			
Josh Reaves	2.33	26	1
<b>Total Points</b>			
Tony Carr	181	39	2
<b>Field Goals Made</b>			
Tony Carr	60	61	4
<b>Points Per Game</b>			
Tony Carr	20.1	47	1
<b>3-pt, FG Made</b>			
Shep Garner	25	74	4
<b>Free Throws Made</b>			
Tony Carr	42	79	5



## BASKETBALL IN THE BAHAMAS

Penn State traveled to the Bahamas for its foreign tour trip during the summer of 2017. While the Nittany Lions went 2-0 on their trip, including a double-overtime thriller in the first contest, they also got to experience some of the activities and culture of the islands. Coach Chambers, staff members and several players conducted a clinic on a nearby island on one of the first days after arrival.

NCAA champion, Olympian and Penn State alumnus Mike Sands, who now serves as the president of the Bahamas Association of Athletic Associations, was on hand for in the Nittany Lions' first win and visited with members of the coaching staff after the game.

An afternoon of snorkeling off the coast was scheduled as a break from practices and games and the team also met a group of elaborately costumed Junkanoo musicians playing traditional rhythms with trumpets, drums and percussion instruments.

Penn State won four-consecutive games against ranked teams in the Bryce Jordan Center: No. 21 Maryland (2/7/2017), No. 24 Minnesota (1/14/2017), No. 4 Iowa (2/17/16) and No. 22 Indiana (2/6/2016).

Seven of Chambers' eight wins over ranked teams have come in front of a home crowd at the BJC.

## SHARE THE LOVE

Seven players led the team in scoring at least once this in 2016-17 and six players combined for 24 outings with 20 or more points. According to research conducted by Memphis, Penn State, UMass and Memphis were the only schools with six players to tally at least 20 points in a game in 2016-17.

## NEW PLACES

Penn State guard and alumnus Tim Frazier (2009-14), who spent the 2016-17 season with the NBA's New Orleans Pelicans, was acquired by the Washington Wizards on the eve of the league's 2017 draft. In his final 15 games of last season, he dished out 76 assists while only committing 10 turnovers. Nittany Lion D.J. Newbill inked a new contract for 2017-18 and will play with the NBL's New Zealand Sky City Breakers.

Other Nittany Lion alumni will compete for new teams this year as Talor Battle is now with Petrol Olimpija in Ljubljana, Slovenia and both Brandon Taylor (Jamtland, Sweden) and Donovan Jack (Bayer Giants Leverkusen) signed with new clubs in August.

## THE PENN STATE COACHES

## SHOW PRESENTED BY PEPSI

"The Penn State Coaches Show Featuring Patrick Chambers Presented by Pepsi" began this week with the program broadcast live on 40-plus affiliates and on LionVision on GoPSUsports.com. The one-hour program at Primanti Bros. takes place every Thursday at 6:05 p.m. through early March. Fans are welcome to attend in person or listen live on LionVision on GoPSUsports.com.

For fans attending the live show at Primanti Bros., the Thursday evening special is a three-topping pizza, family-style salad and pitcher of soda for just \$20. Appetizer portions of wings, wedges and tater tots can be added to the special for \$5 each. Parking is available in the Garner Street Parking lot and on-street parking is available nearby.

In addition to Chambers, "The Penn State Coaches Show" will include segments with various coaches from other Penn State teams and athletics administrators. Guests of "The Penn State Coaches Show Presented by Pepsi" will answer questions from fans at Primanti Bros. and online. Fans can submit questions at [www.GoPSUsports.com/askthecoach](http://www.GoPSUsports.com/askthecoach).

Steve Jones, the radio play-by-play voice of the Nittany Lion basketball and football teams, is host of "The Penn State Coaches Show Presented by Pepsi" and will be joined by Roger Corey, who also hosts the Penn State Sports Network's football pregame Tailgate Show. Jeff Tarman is the producer of the show.

"The Penn State Coaches Show Featuring Patrick Chambers Presented by Pepsi" can be heard live on stations throughout Pennsylvania as well as New York City. A complete listing of the 2017-18 Penn State Sports Network affiliates for Nittany Lion basketball games and programs can be found on the men's basketball page on GoPSUsports.com under the 2017-18 affiliates link. Games and all programs are available live and as encore broadcasts for free online on LionVision and on the GoPSUsports mobile app.

The Penn State Sports Network is syndicated by Penn State Sports Properties, a property of Learfield Sports.

## PENN STATE SPORTS NETWORK

More than 40 radio stations in Pennsylvania and New York will carry Nittany Lion Basketball games during the 2017-18 season. Radio announcer Steve Jones, in his 36th year with Penn State, will handle the play-by-play with USBWA Hall of Famer Dick Jerardi of the Philadelphia Daily News serving as analyst. Broadcasts begin 30 minutes prior to tip-off with the "Penn State Bookstore Pregame Show." Broadcasts conclude with the PA Propane Association Postgame Show post-game show featuring coach and player interviews, game statistics and scores from around the nation.

Broadcasts are also available on SiriusXM with specific channels for each game announced in game notes. A station carrying a partial schedule is denoted by an asterisk (\*).

City/Market	Station	Signal
Allentown/ Bethlehem/		
Easton*	WAEB	790-AM
Altoona	WVAM	1430-AM
Apollo	WAVL	910-AM
Avoca	WILK	103.1-FM
Bedford	WAYC	1600-AM
Bradford	WAGL	103.9-FM
Bradford	WAGL	99.1-FM
Clarion	WCCR	92.7-FM
Clearfield	WCPA	900-AM
Corry	WWCB	1370-AM
Coudersport	WAGL	103.9-FM
Coudersport	WAGL	99.1-FM
Erie	WPSE	1450-AM
Erie	WPSE	107.1-FM
Greensburg	WAVL	98.7-FM
Harrisburg	Sports Radio	96.5-FM
Harrisburg	Sports Radio	95.3-FM
Harrisburg	Sports Radio	1400-AM
Harrisburg	Sports Radio	93.5-FM (HD)
Hazleton	WKZN	1300-AM
Kane	WAGL	103.9-FM
Kane	WAGL	99.1-FM
Lansdale	WNPV	1440-AM
Lebanon	WLBR	1270-AM
Lewistown	WLIU	670-AM
Lewistown	WLIU	92.9-FM
New York Metro*	WVNJ	1160-AM
Oil City	WKQW	96.3-FM
Oil City	WKQW	1120-AM
Philadelphia	WNTP	990-AM
Philadelphia		
(if conflicts on WNTP)	WFIL	560-AM
Pittsburgh	KQV	1410-AM
Pottsville	WPPA	1360-AM
Reading	WIOV	1240-AM
Reading	WIOV	98.5-FM
Scranton	WBZU	910-AM
Smethport	WAGL	103.9-FM
Smethport	WAGL	99.1-FM
State College	WQWK	1450-AM
Sunbury	WKOK	1070-AM
Towanda	WTTC	1550-AM
Troy	WTZN	1310-AM
Tyrone	WTRN	1340-AM
Tyrone	WTRN	100.7-FM
Wilkes-Barre	WILK	980-AM
Williamsport	WRAK	1400-AM
York / Red Lion	WGLD	1440-AM



## 2017-18 OVERALL STATISTICS

<b>RECORD:</b>	<b>OVERALL</b>	<b>HOME</b>	<b>AWAY</b>	<b>NEUTRAL</b>
ALL GAMES	7-3	5-1	1-1	1-1
CONFERENCE	1-1	0-1	1-0	0-0
NON-CONFERENCE	6-2	5-0	0-1	1-1

##	Player	gp-gs	min	avg	Total		3-Point		F-Throw		Rebounds				pf	dq	a	to	blk	stl	pts	avg			
					fg-fga	fg%	3fg-fga	3fg%	ft-fga	ft%	off	def	tot	avg											
10	Carr, Tony	9-9	285	31.7	60-138	.435	19-35	.543	42-49	.857	10	35	45	5.0	20	1	40	18	1	13	181	20.1			
11	Stevens, Lamar	10-10	299	29.9	47-113	.416	6-24	.250	41-50	.820	20	46	66	6.6	23	1	20	27	13	9	141	14.1			
24	Watkins, Mike	9-9	224	24.9	49-72	.681	0-1	.000	13-23	.565	16	52	68	7.6	19	0	5	16	33	10	111	12.3			
33	Garner, Shep	10-10	288	28.8	36-87	.414	25-70	.357	9-13	.692	3	17	20	2.0	21	0	15	14	0	12	106	10.6			
23	Reaves, Josh	9-9	261	29.0	34-66	.515	11-29	.379	16-22	.727	14	25	39	4.3	28	2	26	9	11	21	95	10.6			
04	Bostick, Nazeer	10-1	179	17.9	19-47	.404	0-3	.000	21-28	.750	9	15	24	2.4	12	0	10	16	0	11	59	5.9			
03	Pierce, Satchel	9-0	98	10.9	7-21	.333	0-1	.000	15-24	.625	10	15	25	2.8	22	0	2	10	1	1	29	3.2			
05	Wheeler, Jamari	10-0	195	19.5	12-35	.343	1-12	.083	6-13	.462	5	14	19	1.9	25	2	20	11	1	18	31	3.1			
44	Moore, Julian	10-2	93	9.3	7-15	.467	0-0	.000	5-8	.625	10	11	21	2.1	6	0	1	7	7	2	19	1.9			
21	Harrar, John	7-0	27	3.9	5-6	.833	0-0	.000	0-1	.000	4	1	5	0.7	6	0	0	2	0	1	10	1.4			
01	Zemgulis, Deivis	6-0	40	6.7	3-8	.375	2-6	.333	0-0	.000	5	2	7	1.2	3	0	2	2	0	1	8	1.3			
35	Buttrick, Trent	3-0	8	2.7	1-3	.333	0-0	.000	0-2	.000	2	2	4	1.3	2	0	0	1	0	0	2	0.7			
02	Nussbaum, Taylor	1-0	1	1.0	0-0	.000	0-0	.000	0-0	.000	0	0	0	0.0	0	0	0	0	0	0	0	0.0			
22	Hazle, Grant	1-0	2	2.0	0-0	.000	0-0	.000	0-0	.000	0	0	0	0.0	0	0	0	0	0	0	0	0.0			
Team											14	13	27												6
Total.....		10	2000		280-611	.458	64-181	.354	168-233	.721	122	248	370	37.0	187	6	141	139	67	99	792	79.2			
Opponents.....		10	2000		236-557	.424	66-169	.391	138-195	.708	101	237	338	33.8	201	-	120	174	45	61	676	67.6			

### TEAM STATISTICS

	PSU	OPP	Date	Opponent	Score	Att.
SCORING	792	676	11/10/17	CAMPBELL	w 86-75	8512
Points per game	79.2	67.6	11/12/17	FAIRLEIGH DICKINSON	w 81-57	5802
Scoring margin	+11.6	-	11/15/17	MONTANA	w 70-57	5854
FIELD GOALS-ATT	280-611	236-557	11/17/17	COLUMBIA	w 79-65	6529
Field goal pct	.458	.424	11/20/17	vs Pittsburgh	w 85-54	5904
3 POINT FG-ATT	64-181	66-169	11/21/17	vs Texas A&M	L 87-98	5081
3-point FG pct	.354	.391	11/24/17	ORAL ROBERTS	w 86-48	4463
3-pt FG made per game	6.4	6.6	11/29/17	at NC State	L 78-85	15270
FREE THROWS-ATT	168-233	138-195	* 12/02/17	at Iowa	w 77-73	12805
Free throw pct	.721	.708	* 12/4/17	WISCONSIN	L 63-64	6730
F-Throws made per game	16.8	13.8	* - Conference game			
REBOUNDS	370	338				
Rebounds per game	37.0	33.8				
Rebounding margin	+3.2	-				
ASSISTS	141	120				
Assists per game	14.1	12.0				
TURNOVERS	139	174				
Turnovers per game	13.9	17.4				
Turnover margin	+3.5	-				
Assist/turnover ratio	1.0	0.7				
STEALS	99	61				
Steals per game	9.9	6.1				
BLOCKS	67	45				
Blocks per game	6.7	4.5				
ATTENDANCE	37890	39060				
Home games-Avg/Game	6-6315	2-14038				
Neutral site-Avg/Game	-	2-5492				

Score by Periods	1st	2nd	Totals
Penn State	372	420	792
Opponents	305	371	676

### POINT DIFFERENTIAL

W	1	1	1																			1	2							
MARGIN 1	2	3	4	5	6	7	8	9	10	11	12	13	14	15	16	17	18	19	20	21	22	23	24	25	26	27	28	29	30	
L											1	1																		

## 2017-18 PENN STATE & OPPONENT HIGHS & LOWS

### PENN STATE TEAM HIGHS

POINTS	87	vs. Texas A&M, 11/21/17
	86	ORAL ROBERTS, 11/24/17
	86	CAMPBELL, 11/10/17
	85	vs. Pittsburgh, 11/20/17
	81	FAIRLEIGH DICKINSON, 11/12/17
FIELD GOALS MADE	34	vs. Pittsburgh, 11/20/17
	32	ORAL ROBERTS, 11/24/17
FIELD GOAL ATTEMPTS	67	at NC State, 11/29/17
	67	FAIRLEIGH DICKINSON, 11/12/17
FG PERCENTAGE	.576, 34-59	vs. Pittsburgh, 11/20/17
	.561, 32-57	ORAL ROBERTS, 11/24/17
3 PT FG MADE	12	at Iowa, 12/2/17
	9	ORAL ROBERTS, 11/24/17
	9	vs. Pittsburgh, 11/20/17
3 PT FG ATTEMPTS	23	at Iowa, 12/2/17
	23	COLUMBIA, 11/17/17
	22	vs. Pittsburgh, 11/20/17
3 PT FG PERCENTAGE	.522, 12-23	at Iowa, 12/2/17
	.500, 6-12	MONTANA, 11/15/17
FREE THROWS MADE	33	CAMPBELL, 11/10/17
	21	vs. WISCONSIN, 12/4/17
FREE THROW ATTEMPTS	41	CAMPBELL, 11/10/17
	28	vs. Texas A&M, 11/21/17
FT PERCENTAGE	.840, (21-25)	vs. WISCONSIN, 12/4/17
	.818, 9-11	at Iowa, 12/2/17
	.818, 18-22	COLUMBIA, 11/17/17
REBOUNDS	44	CAMPBELL, 11/10/17
	43	at NC State, 11/29/17
ASSISTS	19	at Iowa, 12/2/17
	17	FAIRLEIGH DICKINSON, 11/12/17
STEALS	18	FAIRLEIGH DICKINSON, 11/12/17
	14	ORAL ROBERTS, 11/24/17
	14	vs. Texas A&M, 11/21/17
BLOCKED SHOTS	13	vs. WISCONSIN, 12/4/17
	9	MONTANA, 11/15/17
TURNOVERS	23	FAIRLEIGH DICKINSON, 11/12/17
	18	at NC State, 11/29/17
FOULS	29	at NC State, 11/29/17
	24	CAMPBELL, 11/10/17

### PENN STATE TEAM LOWS

POINTS	63	WISCONSIN, 12/4/17
	70	MONTANA, 11/15/17
	77	at Iowa, 12/2/17
	78	at NC State, 11/29/17
FIELD GOALS MADE	79	COLUMBIA, 11/17/17
	20	WISCONSIN, 12/4/17
FIELD GOAL ATTEMPTS	24	CAMPBELL, 11/10/17
	50	MONTANA, 11/15/17
	56	WISCONSIN, 12/4/17
FG PERCENTAGE	.357, 20-56	WISCONSIN, 12/4/17
	.369, 24-65	CAMPBELL, 11/10/17
3 PT FIELD GOALS MADE	2	WISCONSIN, 12/4/17
	4	FAIRLEIGH DICKINSON, 11/12/17
3 PT FG ATTEMPTS	12	MONTANA, 11/15/17
	13	at NC State, 11/29/17
3 PT FG PERCENTAGE	.143, 2-14	WISCONSIN, 12/4/17
	.250, 4-16	FAIRLEIGH DICKINSON, 11/12/17
FREE THROWS MADE	8	vs. Pittsburgh, 11/20/17
	9	at Iowa, 12/2/17
FREE THROW ATTEMPTS	11	at Iowa, 12/2/17
	18	vs. Pittsburgh, 11/20/17
FT PERCENTAGE	.444, 8-18	vs. Pittsburgh, 11/20/17
	.583, 14-24	MONTANA, 11/15/17
REBOUNDS	23	vs. Texas A&M, 11/21/17
	30	at Iowa, 12/2/17
ASSISTS	11	CAMPBELL, 11/10/17
	11	COLUMBIA, 11/17/17
STEALS	3	MONTANA, 11/15/17
	6	WISCONSIN, 12/4/17
BLOCKED SHOTS	4	CAMPBELL, 11/10/17
	5	4x, last at NC State, 11/29/17
TURNOVERS	10	vs. Texas A&M, 11/21/17
	10	ORAL ROBERTS, 11/24/2017
FOULS	13	ORAL ROBERTS, 11/24/2017
	14	COLUMBIA, 11/17/17

### OPPONENT TEAM HIGHS

POINTS	98	vs. Texas A&M, 11/21/17
	85	at NC State, 11/29/17
	75	CAMPBELL, 11/10/17
	73	at Iowa, 12/4/17
	65	COLUMBIA, 11/17/17
FIELD GOALS MADE	33	vs. Texas A&M, 11/21/17
	28	at Iowa, 12/4/17
FIELD GOAL ATTEMPTS	62	CAMPBELL, 11/10/17
	59	COLUMBIA, 11/17/17
FG PERCENTAGE	.611, 33-54	vs. Texas A&M, 11/21/17
	.509, 28-55	at Iowa, 12/4/17
3 PT FIELD GOALS MADE	10	at N.C. State, 11/29/17
	10	vs. Pittsburgh, 11/20/17
3 PT FG ATTEMPTS	29	vs. Pittsburgh, 11/20/17
	23	CAMPBELL, 11/10/17
3 PT FG PERCENTAGE	.625, 10-16	at NC State, 11/29/17
	.500, 6-12	vs. Texas A&M, 11/21/17
	.500, 5-10	FAIRLEIGH DICKINSON, 11/12/17
FREE THROWS MADE	26	vs. Texas A&M, 11/21/17
	25	at NC State, 11/29/17
FREE THROW ATTEMPTS	37	at NC State, 11/29/17
	29	vs. Texas A&M, 11/21/17
FT PERCENTAGE	.917, 11-12	COLUMBIA, 11/17/17
	.897, 26-29	vs. Texas A&M, 11/21/17
REBOUNDS	39	at Iowa, 12/4/17
	37	CAMPBELL, 11/10/17
ASSISTS	18	vs. Texas A&M, 11/21/17
	16	at Iowa, 12/4/17
STEALS	9	MONTANA, 11/15/17
	8	2x, last WISCONSIN, 12/4/17
BLOCKED SHOTS	8	CAMPBELL, 11/10/17
	7	at NC State, 11/29/17
TURNOVERS	31	FAIRLEIGH DICKINSON, 11/12/17
	20	COLUMBIA, 11/17/17
FOULS	27	CAMPBELL, 11/10/17
	23	WISCONSIN, 12/4/17

### OPPONENT TEAM LOWS

POINTS	48	ORAL ROBERTS, 11/24/2017
	54	vs. Pittsburgh, 11/20/17
	57	FAIRLEIGH DICKINSON, 11/12/17
	57	MONTANA, 11/15/17
	64	WISCONSIN, 12/4/17
FIELD GOALS MADE	18	vs. Pittsburgh, 11/20/17
	19	ORAL ROBERTS, 11/24/2017
FIELD GOAL ATTEMPTS	47	FAIRLEIGH DICKINSON, 11/12/17
	52	WISCONSIN, 12/4/17
FG PERCENTAGE	.310, 18-38	vs. Pittsburgh, 11/20/17
	.333, 19-57	ORAL ROBERTS, 11/24/2017
3 PT FIELD GOALS MADE	4	at Iowa, 12/4/17
	5	WISCONSIN, 12/4/17
	5	FAIRLEIGH DICKINSON, 11/12/17
3 PT FG ATTEMPTS	10	FAIRLEIGH DICKINSON, 11/12/17
	11	vs. WISCONSIN, 12/4/17
3 PT FG PERCENTAGE	.261, 6-23	CAMPBELL, 11/10/17
	.286, 6-21	MONTANA, 11/15/17
FREE THROWS MADE	4	ORAL ROBERTS, 11/24/2017
	7	MONTANA, 11/15/17
FREE THROW ATTEMPTS	7	ORAL ROBERTS, 11/24/2017
	12	COLUMBIA, 11/17/17
FT PERCENTAGE	.467, 7-15	MONTANA, 11/15/17
	.571, 4-7	ORAL ROBERTS, 11/24/2017
	.571, 8-14	vs. Pittsburgh, 11/20/17
REBOUNDS	26	FAIRLEIGH DICKINSON, 11/12/17
	30	ORAL ROBERTS, 11/24/2017
ASSISTS	8	ORAL ROBERTS, 11/24/2017
	8	CAMPBELL, 11/10/17
STEALS	3	COLUMBIA, 11/17/17
	5	4x, last at Iowa, 12/2/17
BLOCKED SHOTS	0	vs. Pittsburgh, 11/20/17
	3	ORAL ROBERTS, 11/24/2017
	3	FAIRLEIGH DICKINSON, 11/12/17
TURNOVERS	10	WISCONSIN, 12/4/17
	14	at NC State, 11/29/17
	14	vs. Pittsburgh, 11/20/17
FOULS	13	ORAL ROBERTS, 11/24/2017
	15	at Iowa, 12/2/17

Home games indicated by CAPS.

## 2016-17 STARTERS

OPP.	G	G	G/F	F	F/C	Rec
Albany	Carr	Garner	Samuel	Stevens	Watkins	0-1
Duquesne	Carr	Garner	Banks	Stevens	Watkins	1-0
GRAND CANYON	Carr	Garner	Banks	Stevens	Watkins	2-0
vs. Duke	Carr	Garner	Banks	Stevens	Watkins	2-1
vs. Cincinnati	Carr	Garner	Banks	Stevens	Watkins	2-2
COLGATE	Carr	Garner	Banks	Stevens	Watkins	3-2
@ Geo. Wash.	Carr	Garner	Banks	Stevens	Watkins	4-2
GA. TECH	Carr	Garner	Banks	Stevens	Watkins	5-2
WRIGHT ST.	Carr	Garner	Banks	Stevens	Watkins	6-2
GEO. MASON	Carr	Garner	Banks	Stevens	Watkins	6-3
vs. Pitt	Carr	Garner	Reaves	Stevens	Watkins	0-1
@ St. John's	Carr	Garner	Reaves	Stevens	Watkins	1-1
MORGAN ST.	Carr	Garner	Reaves	Stevens	Watkins	2-1
N'WESTERN	Carr	Garner	Reaves	Stevens	Watkins	2-2
@ Rutgers	Carr	Reaves	Banks	Stevens	Moore	1-0
@ Michigan	Carr	Reaves	Banks	Stevens	Moore	1-1
vs. Michigan St.	Carr	Garner	Reaves	Stevens	Moore	1-0
MINNESOTA	Carr	Garner	Reaves	Stevens	Moore	2-0
INDIANA	Carr	Garner	Reaves	Stevens	Moore	2-1
@ Purdue	Carr	Garner	Reaves	Stevens	Watkins	2-3
@ Wisconsin	Carr	Garner	Reaves	Stevens	Moore	2-2
ILLINOIS	Carr	Garner	Reaves	Stevens	Moore	3-2
@ Indiana	Carr	Garner	Reaves	Stevens	Moore	3-3
RUTGERS	Carr	Garner	Reaves	Stevens	Moore	3-4
MARYLAND	Carr	Garner	Reaves	Stevens	Watkins	3-3
at Illinois	Carr	Garner	Reaves	Stevens	Watkins	4-3
at Nebraska	Carr	Garner	Reaves	Stevens	Watkins	4-4
PURDUE	Carr	Garner	Reaves	Stevens	Watkins	4-5
at Minnesota	Carr	Garner	Reaves	Stevens	Watkins	4-6
OHIO STATE	Carr	Garner	Reaves	Stevens	Watkins	4-7
at Iowa	Carr	Garner	Reaves	Stevens	Watkins	4-8
Nebraska	Carr	Reaves	Banks	Stevens	Watkins	1-0
Michigan State	Carr	Reaves	Banks	Stevens	Watkins	1-1

## 2017-18 STARTERS

OPP.	G	G	G/F	F	F/C	Rec
Campbell	Carr	Garner	Reaves	Stevens	Moore	1-0
Fairleigh Dickinson	Carr	Garner	Reaves	Stevens	Watkins	1-0
Montana	Carr	Garner	Reaves	Stevens	Watkins	2-0
Columbia	Bostick	Garner	Moore	Stevens	Watkins	1-0
vs. Pittsburgh	Carr	Garner	Reaves	Stevens	Watkins	3-0
Texas A&M	Carr	Garner	Reaves	Stevens	Watkins	3-1
Oral Roberts	Carr	Garner	Reaves	Stevens	Watkins	4-1
at N.C. State	Carr	Garner	Reaves	Stevens	Watkins	4-2
at Iowa	Carr	Garner	Reaves	Stevens	Watkins	5-2
Wisconsin	Carr	Garner	Reaves	Stevens	Watkins	5-3
Geo. Washington						
at George Mason						
Binghamton						
Rider						
Coppin State						
at Maryland						
Northwestern						
at Indiana						
Nebraska						
Minnesota						
at Northwestern						
at Ohio State						
Rutgers						
at Michigan State						
Iowa						
Maryland						
at Illinois						
Ohio State						
at Purdue						
Michigan						
at Nebraska						

**THE STAT CREW SYSTEM**  
**Penn State Team Game-by-Game Comparison (as of Dec 06, 2017)**  
**All games**

Opponent	1st	2nd	Score	Mar	Total FG	FG Pct	3-Pointers	3FG Pct	Free Throws	FT Pct	Rebounds	Assist	T/Over	Block	Steal	Fouls	
CAMPBELL	36/28	50/47	86-75	+11	24-65/25-62	.369/.403	5-19/6-23	.263/.261	33-41/19-23	.805/.826	44/37	+7	11/18	14/18	4/8	8/5	24/27
FAIRLEIGH DICKINSON	45/29	36/28	81-57	+24	30-67/20-47	.448/.426	4-16/5-10	.250/.500	17-22/12-18	.773/.667	42/26	+16	17/11	23/31	5/3	18/8	18/21
MONTANA	34/29	36/28	70-57	+13	25-50/22-56	.500/.393	6-12/6-21	.500/.286	14-24/7-15	.583/.467	32/34	(2)	12/9	15/15	9/5	3/9	15/22
COLUMBIA	38/35	41/30	79-65	+14	27-65/23-59	.415/.390	7-23/8-19	.304/.421	18-22/11-12	.818/.917	42/33	+9	11/12	13/20	7/4	10/3	14/17
Pittsburgh	47/21	38/33	85-54	+31	34-59/18-58	.576/.310	9-22/10-29	.409/.345	8-18/8-14	.444/.571	42/32	+10	16/11	11/14	5/0	10/5	15/21
Texas A&M	40/42	47/56	87-98	(11)	31-61/33-54	.508/.611	5-19/6-12	.263/.500	20-28/26-29	.714/.897	23/36	(13)	15/18	10/16	5/5	14/5	21/21
ORAL ROBERTS	38/19	48/29	86-48	+38	32-57/19-57	.561/.333	9-20/6-16	.450/.375	13-19/4-7	.684/.571	38/30	+8	16/8	10/18	7/3	14/7	13/13
NC State	30/37	48/48	78-85	(7)	29-67/25-57	.433/.439	5-13/10-16	.385/.625	15-23/25-37	.652/.676	43/35	+8	12/14	18/14	5/7	8/6	29/21
Iowa	39/34	38/39	77-73	+4	28-64/28-55	.438/.509	12-23/4-12	.522/.333	9-11/13-21	.818/.619	30/39	(9)	19/16	14/18	7/6	8/5	22/15
WISCONSIN	25/31	38/33	63-64	(1)	20-56/23-52	.357/.442	2-14/5-11	.143/.455	21-25/13-19	.840/.684	34/36	(2)	12/13	11/10	13/4	6/8	16/23

Note: Game totals are displayed in the format TEAM/OPPONENT for each category

## 2017-18 GAME-BY-GAME LEADERS

	OPP.	RESULT	DBL FIG	POINTS	REBOUNDS	ASSISTS	BLOCKS	STEALS
11/10	CAMPBELL	W, 86-75	2	Carr (33)	Carr (9)	Carr (7)	Stevens (2)	Reaves (3)
11/12	FAIRLEIGH DICKINSON	W, 81-57	5	Carr (20)	Reaves (9)	Carr (7)	Watkins (3)	Reaves (4)
11/15	MONTANA	W, 70-57	3	Stevens (25)	Stevens (7)	Garner/Wheeler (3)	Watkins (4)	Stevens (2)
11/17	COLUMBIA	W, 79-65	5	Garner (26)	Watkins (14)	Wheeler (4)	Watkins (6)	Garner/Wheeler (3)
11/20	vs. Pittsburgh	W, 85-54	6	Carr (16)	Stevens (8)	Carr (5)	Watkins (3)	Bostick (4)
11/21	vs. 16/19 Texas A&M	L, 87-98	2	Carr (31)	Stevens (7)	Stevens (5)	Stevens/Watkins (2)	Carr/Reaves (4)
11/24	ORAL ROBERTS	W, 86-48	4	Bostick/Wheeler (14)	Wheeler (7)	Carr (5)	Watkins (3)	Wheeler (5)
11/29	at N.C. State	L, 78-85	3	Carr (29)	Watkins (14)	Reaves (5)	Watkins (2)	Wheeler (3)
12/2	at Iowa*	W, 77-73	4	Stevens (22)	Watkins (7)	Carr (9)	Watkins (3)	Reaves/Stevens (2)
12/4	Wisconsin*	L, 63-64	3	Watkins (22)	Carr (9)	Reaves (5)	Watkins (7)	Carr/Garner (2)

## 2016-17 GAME-BY-GAME LEADERS

	OPP.	RESULT	POINTS	REBOUNDS	ASSISTS	BLOCKS
11/11	ALBANY	L, 87-81	Garner (25)	Watkins (7)	Carr/Garner (4)	Watkins (5)
11/13	DUQUESNE	W, 82-74	Stevens (24)	Carr (7)	Stevens/Garner (5)	Watkins (5)
11/15	GRAND CANYON	W, 85-76	Stevens (19)	Moore (9)	Samuel (7)	Watkins (5)
11/19	vs. Duke	L, 78-68	Carr (20)	Four w/ 6	Carr/Garner (3)	Stevens (3)
11/20	vs. Cincinnati	L, 71-50	Garner (20)	Watkins (11)	Carr (4)	Watkins (2)
11/23	COLGATE	W, 72-59	Banks (20)	Watkins/Carr (7)	Garner (4)	Moore (2)
11/26	@ Geo. Wash.	W, 74-68	Watkins (20)	Watkins/Reaves (8)	Carr (5)	Watkins (4)
11/29	GA. TECH	W, 67-60	Garner (17)	Watkins (12)	Garner (4)	Watkins (5)
12/3	WRIGHT ST.	W, 72-50	Garner (17)	Carr (12)	Carr (5)	Watkins (8)
12/7	GEO. MASON	L, 85-66	Banks (21)	Stevens (8)	Samuel (5)	Stevens/Watkins (2)
12/10	vs. Pitt	L, 81-73	Watkins (17)	Watkins (15)	Stevens (4)	Watkins (2)
12/18	@ St. John's	W, 92-76	Garner (21)	Watkins (13)	Carr (6)	Watkins (3)
12/23	MORGAN ST.	W, 96-55	Stevens (20)	Carr (10)	Carr (8)	Watkins (3)
12/27	NORTHWESTERN	L, 87-77	Reaves (23)	Watkins (8)	Reaves (4)	Watkins (3)
1/1	@ Rutgers	W, 60-47	Banks (20)	Stevens/Watkins (8)	Carr/Garner (3)	Moore (2)
1/4	@ Michigan	L, 72-69	Stevens (16)	Stevens/Watkins (9)	Carr (3)	Reaves/ Watkins (2)
1/7	vs. Michigan St.	W, 72-63	Stevens (18)	Watkins (9)	Reaves (6)	Reaves/Moore (2)
1/14	MINNESOTA	W, 52-50	Watkins (15)	Watkins (15)	Reaves (3)	Stevens (2)
1/18	INDIANA	L, 78-75	Carr (24)	Stevens (6)	Reaves (3)	Five w/ 1
1/21	@ Purdue	L, 77-52	Reaves (12)	Carr (6)	Carr (4)	Watkins (3)
1/24	@ Wisconsin	L, 82-55	Carr/Banks (12)	Reaves/Stevens(6)	Carr (4)	Watkins (2)
1/28	ILLINOIS	W, 71-67	Garner (18)	Watkins (9)	Three w/ 3	Reaves (3)
2/1	@ Indiana	L, 110-102 (3ot)	Stevens (26)	Watkins (11)	Carr (14)	Watkins (2)
2/4	RUTGERS	L, 70-68	Garner (24)	Watkins (8)	Carr (4)	Carr (2)
2/7	MARYLAND	W, 70-64	Stevens (25)	Watkins (9)	Carr (3)	Watkins (4)
2/11	at Illinois	W, 83-70	Banks (24)	Watkins (9)	Carr (3)	Watkins (2)
2/14	at Nebraska	L, 82-66	Carr (15)	Stevens/Carr (7)	Three w/ 2	Watkins (2)
2/21	PURDUE	L, 74-70 (ot)	Carr (21)	Watkins (13)	Carr (7)	Watkins (3)
2/25	at Minnesota	L, 81-71	Carr (20)	Garner (8)	Carr (7)	Watkins (3)
2/28	OHIO STATE	L, 71-70	Carr (21)	Watkins (7)	Carr (4)	Watkins (3)
3/5	at Iowa	L, 90-79	Reaves (25)	Watkins (12)	Carr (7)	Watkins/Stevens (2)
3/8	vs. Nebraska	W, 76-67 (ot)	Watkins (18)	Watkins (10)	Carr (6)	Watkins (8)
3/9	vs. Michigan St.	L, 78-51	Stevens/Carr (16)	Garner (7)	Carr (3)	Watkins (2)

## 2017-18 BIG TEN STATISTICS

<b>RECORD:</b>	<b>OVERALL</b>	<b>HOME</b>	<b>AWAY</b>	<b>NEUTRAL</b>
ALL GAMES	1-1	0-1	1-0	0-0
CONFERENCE	1-1	0-1	1-0	0-0
NON-CONFERENCE	0-0	0-0	0-0	0-0

##	Player	gp-gs	min	avg	Total		3-Point		F-Throw		Rebounds					pts	avg					
					fg-fga	fg%	3fg-fga	3fg%	ft-fga	ft%	off	def	tot	avg	pf			dq	a	to	blk	stl
24	Watkins, Mike	2-2	70	35.0	18-26	.692	0-1	.000	5-9	.556	5	10	15	7.5	5	0	0	5	10	2	41	20.5
10	Carr, Tony	2-2	77	38.5	10-37	.270	4-9	.444	8-8	1.000	4	11	15	7.5	5	0	10	4	1	3	32	16.0
11	Stevens, Lamar	2-2	57	28.5	8-22	.364	2-7	.286	8-8	1.000	4	7	11	5.5	5	0	3	3	2	2	26	13.0
33	Garner, Shep	2-2	60	30.0	7-14	.500	5-10	.500	6-7	.857	1	3	4	2.0	7	0	3	6	0	3	25	12.5
23	Reaves, Josh	2-2	66	33.0	5-14	.357	3-8	.375	2-2	1.000	2	4	6	3.0	8	0	8	0	5	2	15	7.5
44	Moore, Julian	2-0	8	4.0	0-1	.000	0-0	.000	1-2	.500	2	1	3	1.5	0	0	0	0	2	0	1	0.5
21	Harrar, John	2-0	5	2.5	0-0	.000	0-0	.000	0-0	.000	0	0	0	0.0	2	0	0	0	0	0	0	0.0
05	Wheeler, Jamari	2-0	37	18.5	0-4	.000	0-2	.000	0-0	.000	0	2	2	1.0	2	0	5	2	0	1	0	0.0
04	Bostick, Nazeer	2-0	15	7.5	0-1	.000	0-0	.000	0-0	.000	0	1	1	0.5	1	0	2	3	0	1	0	0.0
03	Pierce, Satchel	1-0	5	5.0	0-1	.000	0-0	.000	0-0	.000	1	1	2	2.0	3	0	0	1	0	0	0	0.0
Team											2	3	5				1					
Total.....		2	400		48-120	.400	14-37	.378	30-36	.833	21	43	64	32.0	38	0	31	25	20	14	140	70.0
Opponents.....		2	400		51-107	.477	9-23	.391	26-40	.650	22	53	75	37.5	38	-	29	28	10	13	137	68.5

TEAM STATISTICS	PSU	OPP	Date	Opponent	Score	Att.
SCORING	140	137	* 12/02/17	at Iowa	w 77-73	12805
Points per game	70.0	68.5	* 12/4/17	WISCONSIN	L 63-64	6730
Scoring margin	+1.5	-	* - Conference game			
FIELD GOALS-ATT	48-120	51-107				
Field goal pct	.400	.477				
3 POINT FG-ATT	14-37	9-23				
3-point FG pct	.378	.391				
3-pt FG made per game	7.0	4.5				
FREE THROWS-ATT	30-36	26-40				
Free throw pct	.833	.650				
F-Throws made per game	15.0	13.0				
REBOUNDS	64	75				
Rebounds per game	32.0	37.5				
Rebounding margin	-5.5	-				
ASSISTS	31	29				
Assists per game	15.5	14.5				
TURNOVERS	25	28				
Turnovers per game	12.5	14.0				
Turnover margin	+1.5	-				
Assist/turnover ratio	1.2	1.0				
STEALS	14	13				
Steals per game	7.0	6.5				
BLOCKS	20	10				
Blocks per game	10.0	5.0				
ATTENDANCE	6730	12805				
Home games-Avg/Game	1-6730	1-12805				
Neutral site-Avg/Game	-	0-0				

Score by Periods	1st	2nd	Totals
Penn State	64	76	140
Opponents	65	72	137

## 2016-17 BIG TEN STATISTICS

<b>RECORD:</b>	<b>OVERALL</b>	<b>HOME</b>	<b>AWAY</b>	<b>NEUTRAL</b>
ALL GAMES	6-12	3-5	2-7	1-0
CONFERENCE	6-12	3-5	2-7	1-0
NON-CONFERENCE	0-0	0-0	0-0	0-0

#	Player	gp-gs	min	avg	Total		3-Point		F-Throw		Rebounds				pf	dq	a	to	blk	stl	pts	avg			
					fg-fga	fg%	3fg-fga	3fg%	ft-fa	ft%	off	def	tot	avg											
10	Carr, Tony	18-18	601	33.4	88-213	.413	17-54	.315	69-96	.719	11	66	77	4.3	43	1	77	48	7	9	262	14.6			
11	Stevens, Lamar	18-18	520	28.9	81-200	.405	8-23	.348	55-80	.688	24	77	101	5.6	51	2	27	48	8	17	225	12.5			
33	Garner, Shep	18-16	586	32.6	63-181	.348	39-122	.320	19-30	.633	7	41	48	2.7	29	0	37	28	2	22	184	10.2			
00	Banks, Payton	17-2	455	26.8	52-155	.335	35-104	.337	30-36	.833	6	25	31	1.8	35	1	10	15	3	8	169	9.9			
24	Watkins, Mike	18-9	412	22.9	62-101	.614	0-0	.000	34-55	.618	44	98	142	7.9	49	0	12	17	37	13	158	8.8			
23	Reaves, Josh	18-18	497	27.6	54-119	.454	17-45	.378	22-34	.647	24	43	67	3.7	57	3	39	37	17	36	147	8.2			
44	Moore, Julian	17-9	286	16.8	23-40	.575	0-0	.000	11-13	.846	21	29	50	2.9	40	1	6	10	15	5	57	3.4			
05	Samuel, Terrence	13-0	199	15.3	14-32	.438	2-7	.286	11-14	.786	6	26	32	2.5	9	0	19	13	0	8	41	3.2			
21	Washington, Isaiah	8-0	47	5.9	2-9	.222	2-7	.286	2-2	1.000	0	4	4	0.5	5	0	1	2	0	0	8	1.0			
04	Bostick, Nazeer	11-0	60	5.5	3-11	.273	0-4	.000	2-2	1.000	2	4	6	0.5	2	0	2	7	3	5	8	0.7			
01	Zemgulis, Davis	8-0	35	4.4	1-5	.200	1-3	.333	0-0	.000	2	2	4	0.5	9	0	0	1	0	0	3	0.4			
20	Zhao, Alex	1-0	1	1.0	0-0	.000	0-0	.000	0-0	.000	0	0	0	0.0	0	0	0	0	0	0	0	0.0			
22	Hazle, Grant	2-0	1	0.5	0-1	.000	0-0	.000	0-0	.000	0	0	0	0.0	0	0	0	0	0	0	0	0.0			
Team											27	18	45												4
Total.....		18	3700		443-1067	.415	121-369	.328	255-362	.704	174	433	607	33.7	329	8	230	230	92	123	1262	70.1			
Opponents.....		18	3700		476-1061	.449	134-371	.361	249-359	.694	192	494	686	38.1	330	-	255	261	71	120	1335	74.2			

TEAM STATISTICS	PSU	OPP	Date	Opponent	Score	Att.
SCORING	1262	1335	* 12/27/16	NORTHWESTERN	L 77-87	5811
Points per game	70.1	74.2	* 01/01/17	at Rutgers	W 60-47	6079
Scoring margin	-4.1	-	* 01/04/17	at Michigan	L 69-72	11385
FIELD GOALS-ATT	443-1067	476-1061	* 1/7/17	vs Michigan State	W 72-63	8722
Field goal pct	.415	.449	* 01/14/17	MINNESOTA	W 52-50	11759
3 POINT FG-ATT	121-369	134-371	* 01/18/17	INDIANA	L 75-78	7818
3-point FG pct	.328	.361	* 01/21/17	at Purdue	L 52-77	14804
3-pt FG made per game	6.7	7.4	* 01/24/17	at Wisconsin	L 55-82	17287
FREE THROWS-ATT	255-362	249-359	* 01/28/17	ILLINOIS	W 71-67	10202
Free throw pct	.704	.694	* 02/01/17	at Indiana	Lo3 102-110	17222
F-Throws made per game	14.2	13.8	* 02/04/17	RUTGERS	L 68-70	9529
REBOUNDS	607	686	* 02/07/17	MARYLAND	W 70-64	7063
Rebounds per game	33.7	38.1	* 02/11/17	at Illinois	W 83-70	13010
Rebounding margin	-4.4	-	* 02/14/17	at Nebraska	L 66-82	15642
ASSISTS	230	255	* 02/21/17	PURDUE	Lot 70-74	7505
Assists per game	12.8	14.2	* 02/25/17	at Minnesota	L 71-81	14625
TURNOVERS	230	261	* 02/28/17	OHIO STATE	L 70-71	7343
Turnovers per game	12.8	14.5	* 03/05/17	at Iowa	L 79-90	15400
Turnover margin	+1.7	-	* = Conference game			
Assist/turnover ratio	1.0	1.0				
STEALS	123	120				
Steals per game	6.8	6.7				
BLOCKS	92	71				
Blocks per game	5.1	3.9				
ATTENDANCE	67030	134176				
Home games-Avg/Game	8-8379	9-13939				
Neutral site-Avg/Game	-	1-8722				

Score by Periods	1st	2nd	OT	OT2	OT3	Totals
Penn State	611	615	14	13	9	1262
Opponents	652	635	18	13	17	1335

## 2017-18 POINTS-REBOUNDS-ASSISTS

Opponent	Date	Score		01	02	03	04	05	10	11
				ZEMGULIS,D	NUSSBAUM,T	PIERCE,SAT	BOSTICK,NA	WHEELER,JA	CARR,TONY	STEVENS,LA
CAMPBELL	11/10/17	86-75	w	2-1-0	DNP	4-5-0	4-2-0	4-0-0	33-9-7	8-6-0
FAIRLEIGH DICKINSON	11/12/17	81-57	w	3-1-0	DNP	0-3-0	12-2-0	0-3-0	20-4-7	12-7-4
MONTANA	11/15/17	70-57	w	DNP	DNP	2-2-1	2-1-0	0-2-3	7-2-2	25-7-2
COLUMBIA	11/17/17	79-65	w	0-4-1	DNP	11-3-0	10-8-3	7-2-4	DNP	14-6-2
vs Pittsburgh	11/20/17	85-54	w	0-1-0	DNP	2-1-1	10-2-4	1-1-2	16-6-5	10-8-2
vs Texas A&M	11/21/17	87-98	L	DNP	DNP	4-3-0	1-0-0	4-2-0	31-1-3	25-7-5
ORAL ROBERTS	11/24/17	86-48	w	3-0-1	0-0-0	4-6-0	14-5-0	14-7-4	13-1-5	8-6-1
at NC State	11/29/17	78-85	L	0-0-0	DNP	2-0-0	6-3-1	1-0-2	29-7-1	13-8-1
at Iowa	12/02/17	77-73	w	DNP	DNP	0-2-0	0-1-1	0-1-4	16-6-9	22-5-0
WISCONSIN	12/4/17	63-64	L	DNP	DNP	DNP	0-0-1	0-1-1	16-9-1	4-6-3

Opponent	Date	Score		21	22	23	24	33	35	44
				HARRAR,JOH	HAZLE,GRAN	REAVES,JOS	WATKINS,MI	GARNER,SHE	BUTTRICK,T	MOORE,JULI
CAMPBELL	11/10/17	86-75	w	0-0-0	DNP	15-8-1	DNP	8-2-3	DNP	8-6-0
FAIRLEIGH DICKINSON	11/12/17	81-57	w	2-2-0	DNP	17-9-4	15-5-1	0-2-1	0-1-0	0-0-0
MONTANA	11/15/17	70-57	w	DNP	DNP	12-2-1	8-6-0	12-5-3	DNP	2-3-0
COLUMBIA	11/17/17	79-65	w	DNP	DNP	DNP	11-14-0	26-1-1	DNP	0-3-0
vs Pittsburgh	11/20/17	85-54	w	4-1-0	DNP	10-5-0	13-5-0	13-3-2	2-3-0	4-4-0
vs Texas A&M	11/21/17	87-98	L	0-0-0	DNP	7-2-4	7-3-2	6-2-1	DNP	2-0-0
ORAL ROBERTS	11/24/17	86-48	w	4-2-0	0-0-0	10-2-3	8-6-1	6-0-0	0-0-0	2-0-1
at NC State	11/29/17	78-85	L	DNP	DNP	9-5-5	8-14-1	10-1-1	DNP	0-2-0
at Iowa	12/02/17	77-73	w	0-0-0	DNP	8-3-3	19-7-0	12-2-2	DNP	0-1-0
WISCONSIN	12/4/17	63-64	L	0-0-0	DNP	7-3-5	22-8-0	13-2-1	DNP	1-2-0



## PENN STATE LAST TIME IT HAPPENED

### TEAM WON / LOSS

BEAT TOP 25 TEAM	2/7/17 vs. No. 21/22 Maryland (70-64)
BEAT TOP 25 TEAM ROAD	1/29/14 at No. 24 Ohio State (71-70)(ot)
BEAT TOP 10 TEAM	2/17/16 vs. No. 4/6 Iowa (79-75)
BEAT TOP 5 TEAM	2/17/16 vs. No. 4/6 Iowa (79-75)
BEAT A BIG TEN TEAM BY 20+	1/24/15 vs. Rutgers (28, 79-51)
WON IN OVERTIME	3/8/17 vs. Nebraska (76-67 (ot))
LOST IN OVERTIME	2/21/17 vs. No. 14 Purdue (L, 74-70 (ot))
PLAYED DOUBLE OVERTIME	3/6/16 vs. Illinois (W, 86-79 (2ot))
PLAYED TRIPLE OVERTIME	2/1/17 at Indiana (L, 110-102 (3ot))
NEVER TRAILED	12/2/17 at Iowa (77-73)
CAME FROM 20+ DOWN TO WIN	3/15/95 (NIT) vs Miami (62-56) (-20)
CAME FROM 15+ DOWN TO WIN	12/19/15 at Drexel (63-57) (-17)
CAME FROM 10-14 DOWN TO WIN	1/14/17 vs. No. 24 Minnesota (52-50) (-14)
WON BIG TEN ROAD	12/2/17 at Iowa (77-73)
WON BIG TEN NEUTRAL	1/7/17 vs. Michigan State (The Palestra) (72-63)
WON TOP 25 BIG TEN ROAD	1/29/14 at No. 24 Ohio State (71-70)(ot)
WON NON-CONFERENCE ROAD	12/18/16 at St. John's (MSG) (92-76)
WON NON-CONFERENCE NEUTRAL	11/20/17 vs. Pittsburgh (85-54)
LOST BIG TEN AT HOME	12/4/17 vs. Wisconsin (63-64)
LOST NON-CONFERENCE AT BJC	12/7/16 vs. George Mason (85-66)
LOST NON-CONFERENCE AT REC HALL	12/14/13 vs. Princeton (71-69 (ot)) - at Rec Hall

### TEAM SCORING

SCORED 100+	2/1/17 at Indiana (102 (3ot))
ALLOWED 100+	2/1/17 at Indiana (110 (3ot))
BOTH TEAMS SCORED 100+	2/1/17 at Indiana (L, 110-102 (3ot))
SCORED 90+	12/18/16 vs. St. John's (92); 12/21/16 vs. Morgan State (96)
ALLOWED 90+	11/21/17 vs. 16/19 Texas A&M (98)
SCORED 80+	11/24/17 vs. Oral Roberts (86)
CONSECUTIVE GAMES SCORING 80+	3; 11/20/17 vs. Pittsburgh (85) 11/21/17 vs. 16/19 Texas A&M (87), 11/24/17 vs. Oral Roberts (86) 3; 11/11/16 vs. Albany (81), 11/13/16 vs. Duquesne (82), 11/15/16 vs. Grand Canyon (85)
SCORED UNDER 50	1/25/16 at Ohio State (46)
SCORED UNDER 40	2/21/15 at Northwestern (39)
SCORED 60+ IN A HALF	12/19/09 vs. Gardner-Webb (60 2nd)
SCORED 50+ IN FIRST HALF	12/18/16 vs. St. John's (52)
SCORED 50+ IN SECOND HALF	11/10/17 vs. Campbell (50)
SCORED 45+ IN FIRST HALF	11/20/17 vs. Pittsburgh (47)
BENCH SCORED 50+	12/7/05 vs. UMKC (50)
OPP SCORED 45 OR LESS	2/7/15 vs. Nebraska (43)
CONSECUTIVE OPP BELOW 45	2009 at Temple (45) & UMBC (42)
OPP SCORED 40 OR LESS	3/6/14 at Northwestern (32)
CONSECUTIVE OPP BELOW 40	2007 vs. Princeton (38) & Denver (39)
OPP SCORED 10 OR LESS IN HALF	12/15/07 Denver (10)
OPP SCORED 15 OR LESS IN HALF	2/7/15 Nebraska (13)

### TEAM SHOOTING

SHOT 60%+ FG	11/25/09 vs. Sacred Heart (63.8%)
SHOT 60%+ FG IN BIG TEN	1/3/06 vs Northwestern (64.0%)
SHOT 50%+ FG IN BIG TEN	2/11/17 at Illinois (29-51, 56.9%)
SHOT 70% IN HALF	12/30/06 vs. VMI (26-37, 70.3%)
SHOT 60% IN HALF	11/24/17 vs. Oral Roberts (2nd, 18-57, 66.7%)
SHOT UNDER 30%	11/20/15 at Duquesne (19-64, 29.7%)
SHOT 70%+ FROM 3PT	12/28/05 vs. St. Francis (9-12, 75.0%)
SHOT 60%+ FROM 3PT	11/28/10 vs. Furman (12-19, 63.2%)
SHOT 50%+ FROM 3PT	12/2/17 at Iowa (12-23, 52.2%)
SHOT 95%+ FROM FT	3/13/11 vs Ohio State (9-9, 100%)
SHOT 90%+ FROM FT	2/11/17 at Illinois (18-20, 90%)
SHOT 85%+ FROM FT	12/21/16 vs Morgan State (21-24, 87.5%)
SHOT 40% OR LESS FT	1/25/16 at Ohio State (2-5, 40%)
SHOT 0.0% FT	1/3/12 at Wisconsin (0-1, 0.0%)

OPP SHOT 60%+ FG	12/31/14 at Wisconsin (63.8%)
OPP SHOT BELOW 30% FG	11/10/17 vs. Campbell (6-23, 26.1%)
OPP SHOT 0.0% 3FG	12/14/14 vs. George Washington (0-8)

### TEAM REBOUNDING

50+ REBOUNDS	12/29/12 vs. Duquesne (50)
45+ REBOUNDS	3/7/16 vs. Nebraska (45)
20+ OFFENSIVE REBS	11/29/17 at N.C. State (20)
20 OR LESS REBOUNDS	2/29/12 at Purdue (17)
OPP 20 OR LESS REBOUNDS	2/11/17 at Illinois (20)

### TEAM STEALS, ASSISTS, TURNOVERS, BLOCKS

15+ STEALS	11/12/17 vs. Fairleigh Dickinson (18)
10+ STEALS	11/24/17 vs. Oral Roberts, 11/21/17 vs. 16/19 Texas A&M (14)
30+ ASSISTS	12/30/06 vs. VMI (36)
20+ ASSISTS	3/5/17 at Iowa (23)
CONSECUTIVE GAMES/ 20+ ASSISTS	12/18/16 vs. St. John's (23), 12/21/16 vs Morgan State (23)
	11/13/16 vs. Duquesne (20), 11/15/16 vs. Grand Canyon (20)
5 OR FEWER TURNOVERS	2/25/17 at Minnesota (5)
20 + TURNOVERS	11/12/17 vs. Fairleigh Dickinson (23)
OPP 25+ TURNOVERS	11/12/17 Fairleigh Dickinson (31)
10+ BLOCKS	12/4/17 vs. Wisconsin (13)
10 PLAYERS 10+ MINUTES	12/19/09 vs. Gardner-Webb (10)

### INDIVIDUAL SCORING

PLAYER 40+ POINTS	Jesse Arnelles (40) vs. Temple, 1/29/1955
PLAYER 35+ POINTS	D.J. Newbill (37) vs. Purdue, 1/17/2015 (BJC Record)
PLAYER 30-34 POINTS	Tony Carr (31), 16/19 Texas A&M, 11/21/2017
3 PLAYERS 20+ POINTS	Claxton, Comley, Hassell vs. VMI, 12/30/2006
2 PLAYERS 20+ POINTS	Tony Carr (31) and Shep Garner (25) (11/21/17)
6+ PLAYERS 10+ POINTS	11/20/17 vs. Pittsburgh (6)
5+ PLAYERS 10+ POINTS	11/17/17 vs. Columbia (5)

### MISC. INDIVIDUAL

PLAYER 20+ REBOUNDS	Aaron Johnson (20) vs. Sacred Heart, 11/27/04
PLAYER 15+ REBOUNDS	Mike Watkins (15) vs. Minnesota, 1/14/17 Mike Watkins (15) vs. Pitt, 12/10/16
PLAYER 10+ ASSISTS	Tony Carr (14) at Indiana (3ot), 2/1/17
PLAYER 5+ STEALS	Jamari Wheeler (5) vs. Oral Roberts, 11/24/17
PLAYER 5+ BLOCKS	Mike Watkins (7) vs. Wisconsin, 12/4/17
PLAYER 5+ BLOCKS, Consec. Games	Mike Watkins (5) vs. Albany, 11/11/16; Duquesne, 11/13/16
PLAYER 6+ THREES	Shep Garner (8) at Boston College, 12/2/15 Shep Garner (6) vs. Rutgers, 2/4/17 Shep Garner (6) at St. John's, 12/18/16

# GAME-BY-GAME 2017-18 RECAPS

## PENN STATE OPENS WITH WIN 86-75 WIN OVER CAMPBELL

**UNIVERSITY PARK, Pa.** -- The Penn State men's basketball team became the first Big Ten team to record a win in the 2017-18 season with a 86-75 victory over Campbell at the Bryce Jordan Center. Sophomore guard Tony Carr scored a career-best 33 points and flirted with a triple-double with nine rebounds and seven assists in the Nittany Lions' first action of the year.

Campbell's Chris Clemons led all scorers with 39 points, 24 coming in the second half. The junior guard tied the Bryce Jordan Center facility record for points scored by an individual and shares the mark with Lady Lion Maggie Lucas (12/9/2012). Thirteen of Clemons' points came at the free throw line.

Penn State led the game for 33:51 and opened up a 17-point lead eight minutes into the second half, but Campbell used an 11-2 run to close the gap to single digit points. Carr scored 18 points in the final 5:53 to help fend off the Camels and converted a layup and a free throw after being fouled by Shane Whitfield with 39 seconds left for a 77-70 Penn State lead. He added six more points off free throws.

In addition to his career best in points, Carr also set career bests in field goals attempted (23), free throws and free throws attempted with 13 and 15, respectively. He tied his career best for field goals made with nine. Junior forward Josh Reaves scored 15 as the only other Nittany Lion in double figures and added eight rebounds, three steals and a block to his stat line. Carr led Penn State in rebounds with his nine, tying the game-high with Campbell's Andrew Eudy, and Lamar Stevens and Julian Moore each grabbing six apiece. Eudy had 11 as the only other Camel in double-figure scoring.

The Nittany Lions crashed the boards and had a 44-37 advantage after only a two-rebound margin at the half. Foul trouble set in for both teams in the second half, sending Stevens and Wheeler to the bench for Penn State and ending the day for Shane Whitfield and Marcus Burk for Campbell.

### Official Basketball Box Score -- Game Totals -- Final Statistics Campbell vs Penn State 11/10/17 4:01 p.m. at University Park, Pa. (Bryce Jordan Ctr)

#### Campbell 75 • 0-1

#	Player	Total	3-Ptr	Rebounds	PF	TP	A	TO	Blk	Stl	Min				
												FG-FGA	FG-FGA	FT-FTA	Off
25	EUDY, Andrew	f	5-10	1-1	0-0	5	4	9	4	11	3	2	2	1	32
32	WHITFIELD, Shane	f	2-2	0-0	3-4	0	2	2	5	7	0	3	1	0	24
03	CLEMONS, Chris	g	12-29	2-10	13-15	1	6	7	2	39	4	5	0	1	37
22	GENSLER, Cory	g	1-6	0-3	0-0	1	5	6	2	2	0	2	1	2	39
34	BURK, Marcus	g	0-6	0-4	0-0	1	2	3	5	0	1	2	0	0	18
01	OLIVER, Damontez	g	3-5	3-5	0-0	0	1	1	4	9	0	1	1	0	14
02	NELSON, Ja'Cor	g	0-0	0-0	0-0	0	0	0	3	0	0	1	1	0	6
11	WHITFIELD, Jordan	g	0-0	0-0	0-0	0	0	0	0	0	0	0	0	0	6
15	LADO, Mogga	g	2-4	0-0	3-4	2	5	7	1	7	0	2	1	1	23
21	CLUXTON, Brooks	g	0-0	0-0	0-0	0	1	1	0	0	0	0	1	0	1
Team						1	0	1	1						
Totals			25-62	6-23	19-23	11	26	37	27	75	8	18	8	5	200

FG % 1st Half:	11-31	35.5%	2nd half:	14-31	45.2%	Game:	25-62	40.3%	Deadball	
3FG % 1st Half:	2-10	20.0%	2nd half:	4-13	30.8%	Game:	6-23	26.1%	Rebounds	1,1
FT % 1st Half:	4-5	80.0%	2nd half:	15-18	83.3%	Game:	19-23	82.6%		

#### Penn State 86 • 1-0

#	Player	Total	3-Ptr	Rebounds	PF	TP	A	TO	Blk	Stl	Min				
												FG-FGA	FG-FGA	FT-FTA	Off
11	Stevens, Lamar	f	2-7	1-2	3-4	1	5	6	5	8	0	6	2	0	28
23	Reaves, Josh	f	4-11	0-3	7-8	3	5	8	2	15	1	4	1	3	31
44	Moore, Julian	f	2-5	0-0	4-6	4	2	6	1	8	0	1	1	0	27
10	Carr, Tony	g	9-23	2-5	13-15	2	7	9	3	33	7	1	0	1	35
33	Garner, Shep	g	2-9	2-8	2-2	1	1	2	1	8	3	0	0	0	35
01	Zemgulis, Deivis	g	1-1	0-0	0-0	1	0	1	1	2	0	0	0	0	3
03	Pierce, Satchel	g	0-0	0-0	4-6	1	4	5	1	4	0	0	0	0	11
04	Bostick, Nazeer	g	2-6	0-0	0-0	0	2	2	4	4	0	2	0	2	14
05	Wheeler, Jamari	g	2-3	0-1	0-0	0	0	0	5	4	0	0	0	1	15
21	Harrar, John	g	0-0	0-0	0-0	0	0	0	1	0	0	0	0	0	1
Team						2	3	5							
Totals			24-65	5-19	33-41	15	29	44	24	86	11	14	4	8	200

FG % 1st Half:	11-35	31.4%	2nd half:	13-30	43.3%	Game:	24-65	36.9%	Deadball	
3FG % 1st Half:	3-14	21.4%	2nd half:	2-5	40.0%	Game:	5-19	26.3%	Rebounds	7
FT % 1st Half:	11-14	78.6%	2nd half:	22-27	81.5%	Game:	33-41	80.5%		

Officials: Larry Scrotto, Edwin Young, Bret Wegenke  
Technical fouls: Campbell-TEAM. Penn State-None.  
Attendance:

Score by periods	1st	2nd	Total	Points	In	Off	2nd	Fast	Bench
Campbell	28	47	75	CAMPB	34	14	6	10	16
Penn State	36	50	86	PSU	38	12	14	8	14

Last FG - CAMPBELL 2nd-00:21, PSU 2nd-00:39.  
Largest lead - CAMPBELL by 2 1st-19:25, PSU by 17 2nd-12:13.  
CAMPBELL led for 01:37, PSU led for 33:51. Game was tied for 04:32.  
Score tied - 4 times.  
Lead changed - 3 times.

## NITTANY LIONS BEST FAIRLEIGH DICKINSON 81-57

**UNIVERSITY PARK, Pa.** -- The Penn State men's basketball team topped the visiting Fairleigh Dickinson Knights, 81-57, on Sunday evening in the Bryce Jordan Center in nonconference action. Five Nittany Lions finished the night with double-figure scoring, led by sophomore guard Tony Carr who had 20 points.

Penn State would out-score the Knights 25-9 after scratching its way to a one-point lead after missing its first five field goal attempts of the game. A three from Josh Reaves gave the Nittany Lions the lead at the 11:04 mark and the junior guard added five more points over the next 90 seconds.

Reaves was a huge part of the Nittany Lions' surge, tying the game at 20 with a layup and pushing them ahead with a layup and tip-in. He scored 12 points during the run and assisted on two other baskets as Penn State took the 16-point lead at the half. Carr added 11 during the 25-9 run, including a last-second "falling away" jumper as he fell backward onto the floor as time expired.

The second half started with a 9-2 Penn State run, but cold shooting by the Nittany Lions saw them connect on just one of a dozen attempts. Tough defense and back-to-back stops resulted in Reaves' and Lamar Stevens' dunks to spark the offense. From there, the Nittany Lions ran away with the game.

Carr, who had 33 points in Penn State's win on Friday, went a perfect 9-9 from the charity stripe to go along with this five field goals. He added seven assists, four rebounds and a career-best three steals to his 20-point total.

Reaves finished with a season-best 17 points, and had the game-high total with nine rebounds, adding four steals, four assists, and a block. In his first game of the season for the Nittany Lions, Mike Watkins put up 15 points, adding five rebounds, three blocks, and two steals.

The fourth and fifth Nittany Lions in double figures were Lamar Stevens and Nazeer Bostick, who added 12 points each. Stevens also grabbed seven boards and dished out four assists.

Penn State finished the game shooting 44.8-percent from the game, and out-rebounded the Knights, 42-26. The Nittany Lion defense also forced Fairleigh Dickinson to turn the ball over 31 times, while the Nittany Lions recorded 18 steals. The 18 steals inside the Bryce Jordan Center was an arena record for men's game.

### Official Basketball Box Score -- Game Totals -- Final Statistics Fairleigh Dickinson vs Penn State 11/12/17 5:01 p.m. at University Park, Pa. (Bryce Jordan Ctr)

#### Fairleigh Dickinson 57 • 0-2

#	Player	Total	3-Ptr	Rebounds	PF	TP	A	TO	Blk	Stl	Min				
												FG-FGA	FG-FGA	FT-FTA	Off
12	BISHOP, Kaleb	f	0-3	0-0	1-2	0	6	6	5	1	0	2	1	0	17
14	WILLIAMS, Elyjah	f	3-6	0-0	1-2	1	3	4	5	7	4	3	0	1	24
34	HOLLOWAY Jr., Mike	f	6-12	1-2	6-7	2	2	4	2	19	1	3	1	2	36
01	EDGE, Darnell	g	1-6	0-2	0-0	0	1	1	3	2	2	2	0	0	27
03	JENKINS, Jahil	g	5-11	1-2	3-5	1	3	4	0	14	4	6	0	1	34
05	MORGAN, Noah	g	3-4	1-1	0-0	0	4	4	3	7	0	6	0	1	19
10	McNAMARA, Pat	g	2-4	2-3	0-0	0	1	1	2	6	0	2	0	2	24
13	SCHROBACK, Mike	g	0-1	0-0	0-0	0	1	1	0	0	0	5	0	1	8
20	RHODEN, Dondre	g	0-0	0-0	1-2	0	0	0	1	1	0	0	0	0	6
35	MILLER, Malik	g	0-0	0-0	0-0	0	0	0	0	0	0	0	0	1	5
Team						0	1	1							
Totals			20-47	5-10	12-18	4	22	26	21	57	11	31	3	8	200

FG % 1st Half:	10-22	45.5%	2nd half:	10-25	40.0%	Game:	20-47	42.6%	Deadball	
3FG % 1st Half:	4-7	57.1%	2nd half:	1-3	33.3%	Game:	5-10	50.0%	Rebounds	5
FT % 1st Half:	5-10	50.0%	2nd half:	7-8	87.5%	Game:	12-18	66.7%		

#### Penn State 81 • 2-0

#	Player	Total	3-Ptr	Rebounds	PF	TP	A	TO	Blk	Stl	Min				
												FG-FGA	FG-FGA	FT-FTA	Off
11	Stevens, Lamar	f	5-11	0-1	2-2	1	6	7	0	12	4	3	1	2	33
24	Watkins, Mike	f	6-9	0-0	3-5	2	3	5	2	15	1	3	3	2	20
10	Carr, Tony	g	5-10	1-2	9-9	0	4	4	0	20	7	2	0	3	30
23	Reaves, Josh	g	7-10	2-3	1-2	3	6	9	4	17	4	3	1	4	30
33	Garner, Shep	g	0-7	0-6	0-0	1	1	2	3	0	1	2	0	2	25
01	Zemgulis, Deivis	g	1-3	1-2	0-0	1	0	1	0	3	0	2	0	1	7
03	Pierce, Satchel	g	0-4	0-0	0-1	2	1	3	3	0	0	3	0	0	11
04	Bostick, Nazeer	g	5-7	0-0	2-3	1	1	2	0	12	0	2	0	1	20
05	Wheeler, Jamari	g	0-5	0-2	0-0	2	1	3	2	0	0	2	0	2	14
21	Harrar, John	g	1-1	0-0	0-0	2	0	2	2	2	0	1	0	1	7
35	Buttrick, Trent	g	0-0	0-0	0-0	0	1	1	0	0	0	0	0	0	1
44	Moore, Julian	g	0-0	0-0	0-0	0	0	0	2	0	0	0	0	0	2
Team						3	0	3							
Totals			30-67	4-16	17-22	18	24	42	18	81	17	23	5	18	200

FG % 1st Half:	14-29	48.3%	2nd half:	16-38	42.1%	Game:	30-67	44.8%	Deadball	
3FG % 1st Half:	3-8	37.5%	2nd half:	1-8	12.5%	Game:	4-16	25.0%	Rebounds	2
FT % 1st Half:	14-17	82.4%	2nd half:	3-5	60.0%	Game:	17-22	77.3%		

Officials: Terry Oglesby, Donnie Eppley, John Floyd  
Technical fouls: Fairleigh Dickinson-BISHOP, Kaleb. Penn State-Pierce, Satchel.  
Attendance: 5802

Score by periods	1st	2nd	Total	Points	In	Off	2nd	Fast	Bench
Fairleigh Dickinson	29	28	57	FDU	30	20	3	10	14
Penn State	45	36	81	PSU	46	29	14	18	17

Last FG - FDU 2nd-02:27, PSU 2nd-01:02.  
Largest lead - FDU by 7 1st-13:37, PSU by 28 2nd-07:18.  
FDU led for 07:14, PSU led for 29:58. Game was tied for 02:48.  
Score tied - 2 times.  
Lead changed - 5 times.

# GAME-BY-GAME 2017-18 RECAPS

## PENN STATE PUSHES TO 3-0 WITH MONTANA WIN

**UNIVERSITY PARK, Pa.** -- The Penn State men's basketball team gutted out a 70-57 win over Montana as part of the Legends Classic University Park Regional. A 9-2 run in the final minutes pushed the Nittany Lions past the Grizzlies for their third win of the 2017-18 season. Sophomore forward Lamar Stevens scored 15 of his 25 points in the second half and had seven rebounds in the victory.

Penn State built a 10-point lead, 51-41, midway through the second half, in part due to a sharp-shooting 10-14 from the field. Montana challenged the Nittany Lions by hitting four of its next five baskets to pull within one, 51-50. A triple by senior guard Shep Garner, who was 1-4 in the first half, and layup by junior guard Josh Reaves for a quick 5-0 run over 40 seconds switched the momentum back to Penn State.

Montana fought back again to trim an eight-point lead back to three with four minutes left in the game. A 10-second backcourt violation on the Grizzlies put the ball back into the hands of the Nittany Lions where Garner delivered a picture-perfect three-pointer and then hit another after a Stevens steal to push Penn State back in front by nine, 64-55.

An aggressive Nittany Lion defense held Montana to only 32.3 percent shooting in the second half and 39.3 percent overall. Penn State, which shot 57.1 percent in the second half, recorded its highest field goal and three-point field goal percentage of the year at 50 percent.

Stevens added two assists, two steals and a block to his night's totals. Garner and Reaves matched with 12 points on the night and redshirt sophomore Mike Watkins had eight points and four blocks.

Early on, Penn State and Montana traded six leads and were tied four times before the Nittany Lions took a 34-29 lead at halftime. Penn State held an opponent to less than 60 points for the second straight game.

### Official Basketball Box Score -- Game Totals -- Final Statistics Montana vs Penn State 11/15/17 7:01 p.m. at University Park, Pa. (Bryce Jordan Ctr)

#### Montana 57 • 2-1

#	Player	Total		3-Ptr		Rebounds			PF	TP	A	TO	Blk	Stl	Min
		FG-FGA	FG-FGA	FT-FTA	Off	Def	Tot								
15	AKOH, Jamar	f	3-8	1-2	4-8	3	3	6	3	11	0	1	2	2	34
20	KRSLOVIC, Fabijan	f	2-2	0-0	2-2	0	7	7	3	6	0	3	1	2	25
00	OGUINE, Michael	g	6-15	2-5	1-5	2	5	7	3	15	0	0	1	0	34
14	RORIE, Ahmaad	g	7-18	2-9	0-0	0	3	3	3	16	4	4	0	3	38
24	MOOREHEAD, Bobby	g	1-4	0-3	0-0	0	2	2	1	2	2	3	1	2	34
01	FALLS, Timmy	g	0-1	0-1	0-0	0	1	1	1	0	0	1	0	0	7
03	BEVENS, Niko	g	0-0	0-0	0-0	0	0	0	0	0	0	0	0	0	1
04	PRIDGETT, Sayeed	g	2-6	1-1	0-0	2	1	3	4	5	3	2	0	0	20
05	NICHOLAS, Karl	g	1-2	0-0	0-0	2	1	3	4	2	0	0	0	0	7
10	ESPE, Lars	g	0-0	0-0	0-0	0	0	0	0	0	0	0	0	0	0+
13	SPOJA, Trevor	g	0-0	0-0	0-0	0	0	0	0	0	0	0	0	0	0+
40	BESOVIC, Admir	g	0-0	0-0	0-0	0	0	0	0	0	0	0	0	0	0+
Team							1	1	2			1			
Totals			22-56	6-21	7-15	10	24	34	22	57	9	15	5	9	200

FG % 1st Half:	12-25	48.0%	2nd half:	10-31	32.3%	Game:	22-56	39.3%	Deadball Rebounds	4
3FG % 1st Half:	2-8	25.0%	2nd half:	4-13	30.8%	Game:	6-21	28.6%		
FT % 1st Half:	3-6	50.0%	2nd half:	4-9	44.4%	Game:	7-15	46.7%		

#### Penn State 70 • 3-0

#	Player	Total		3-Ptr		Rebounds			PF	TP	A	TO	Blk	Stl	Min
		FG-FGA	FG-FGA	FT-FTA	Off	Def	Tot								
11	Stevens, Lamar	f	8-14	1-2	8-9	1	6	7	2	25	2	5	2	2	38
24	Watkins, Mike	f	3-4	0-0	2-2	0	6	6	3	8	0	1	4	0	19
10	Carr, Tony	g	3-9	1-1	0-0	1	1	2	1	7	2	2	0	0	19
23	Reaves, Josh	g	4-6	0-2	4-8	0	2	2	2	12	1	0	1	0	33
33	Garner, Shep	g	4-7	4-7	0-2	0	5	5	1	12	3	1	0	0	32
03	Pierce, Satchel	g	1-3	0-0	0-0	1	1	2	3	2	1	0	1	0	11
04	Bostick, Nazeer	g	1-4	0-0	0-1	1	0	1	2	2	0	2	0	0	22
05	Wheeler, Jamari	g	0-1	0-0	0-2	0	2	2	1	0	3	2	0	0	17
44	Moore, Julian	g	1-2	0-0	0-0	0	3	3	0	2	0	0	1	1	9
Team							0	2	2			2			
Totals			25-50	6-12	14-24	4	28	32	15	70	12	15	9	3	200

FG % 1st Half:	13-29	44.8%	2nd half:	12-21	57.1%	Game:	25-50	50.0%	Deadball Rebounds	7
3FG % 1st Half:	2-5	40.0%	2nd half:	4-7	57.1%	Game:	6-12	50.0%		
FT % 1st Half:	6-8	75.0%	2nd half:	8-16	50.0%	Game:	14-24	58.3%		

Officials: Paul Szelc, Kelly Pfeifer, Brian Dorsey  
Technical fouls: Montana-None. Penn State-None.  
Attendance: 5854  
Flagrant-1 on Montana #20 at 19:48 first.

Score by periods	1st	2nd	Total
Montana	29	28	57
Penn State	34	36	70

Points	In Paint	Off T/O	2nd Chance	Fast Break	Bench
UM	28	14	12	8	7
PSU	28	13	7	4	6

Last FG - UM 2nd-00:57, PSU 2nd-00:51.  
Largest lead - UM by 2 1st-15:47, PSU by 13 2nd-00:32.  
UM led for 02:58. PSU led for 35:12. Game was tied for 01:50.

Score tied - 4 times.  
Lead changed - 6 times.

## PENN STATE MOVES TO 4-0 WITH WIN OVER COLUMBIA

**UNIVERSITY PARK, Pa.** -- The Penn State men's basketball team moved to 4-0 on the season with a 79-65 win over Columbia at the Bryce Jordan Center with senior guard Shep Garner scoring a game-high 26 points to lead the Nittany Lions. Paying homage to the institution's original school colors, Penn State also remained undefeated in its black and pink alternative uniforms at 5-0.

Penn State, playing its fourth game in the opening eight days of the season, was without the services of two starters, Tony Carr and Josh Reaves, who both missed the game with injuries. Garner, who also was banged up in Wednesday night's game against Montana, was still recognizable in a protective face mask, as were his shooting skills. Garner tied his career high with 10 field goals and had his most points since a 26-point outing vs. Colorado in December 22, 2015.

In a game of runs, the Nittany Lions would take a double-figure lead only to have Columbia end a scoring drought with a flurry of points. In the first half, a nearly seven-minute spell allowed Penn State to go from a point down at 8-7 to a 22-8 lead to hold a 10-point advantage with 2:22 left before the break.

While three of Penn State's starters, Nazeer Bostick, Lamar Stevens and Mike Watkins, were relegated to the bench with two fouls each, six of eight points in a two-minute span came from Jaron Faulds. Then Gabe Stefanini pulled Columbia within three as his trey fell through the bottom of the net as time ran out in the half.

Penn State dominated in the minutes following the break as it leaned on Watkins and his 10 points as he went 5-5 and had four of his six blocks in the second period. Watkins recorded his ninth career double-double with 11 points and 14 rebounds. He took sole possession of the number-six spot on Penn State's career list for blocks with 103, passing both Carvin Jefferson (99) and Donovan Jack (100).

Numerous Nittany Lions stepped up with contributions in the victory. Over a stretch of three minutes in the second half, four different Penn State players scored and Watkins added a dunk and another layup for the largest lead at 19. Freshman guard Jamar Wheeler played a career-high 36 minutes with bests in points (7), assists (4) and steals (3). Satchel Pierce hit seven free throws, a career high, and had 11 points off the bench.

Overall Penn State collected 10 steals and forced Columbia into 20 turnovers and the Nittany Lions held Columbia to 19 three-point field goal attempts. Columbia had averaged 31.5 attempts per game, including a mark of 39 against its last opponent.

### Official Basketball Box Score -- Game Totals -- Final Statistics Columbia vs Penn State 11/17/17 7:01 p.m. at University Park, Pa. (Bryce Jordan Ctr)

#### Columbia 65 • 1-2

#	Player	Total		3-Ptr		Rebounds			PF	TP	A	TO	Blk	Stl	Min
		FG-FGA	FG-FGA	FT-FTA	Off	Def	Tot								
11	Tape, Patrick	f	3-3	0-0	2-2	4	3	7	4	8	0	4	2	1	24
10	Meisner, Lukas	f	3-7	2-4	0-0	0	2	2	3	8	1	1	1	0	29
11	Adlesh, Quinton	g	3-9	3-7	2-2	0	6	6	3	11	3	1	0	1	37
12	Smith, Mike	g	7-22	0-3	4-4	0	2	2	2	18	6	6	0	1	34
22	Hickman, Nate	g	3-9	2-4	3-4	1	5	6	3	11	2	3	0	0	40
15	Stefanini, Gabe	g	1-2	1-1	0-0	0	0	0	0	3	0	3	0	0	9
31	Hanson, Myles	g	0-1	0-0	0-0	0	2	2	0	0	0	0	0	0	11
44	Faulds, Jaron	g	3-6	0-0	0-0	1	2	3	2	6	0	1	1	0	16
Team							2	3	5			1			
Totals			23-59	8-19	11-12	8	25	33	17	65	12	20	4	3	200

FG % 1st Half:	11-29	37.9%	2nd half:	12-30	40.0%	Game:	23-59	39.0%	Deadball Rebounds	1
3FG % 1st Half:	6-10	60.0%	2nd half:	2-9	22.2%	Game:	8-19	42.1%		
FT % 1st Half:	7-8	87.5%	2nd half:	4-4	100.0%	Game:	11-12	91.7%		

#### Penn State 79 • 4-0

#	Player	Total		3-Ptr		Rebounds			PF	TP	A	TO	Blk	Stl	Min
		FG-FGA	FG-FGA	FT-FTA	Off	Def	Tot								
11	Stevens, Lamar	f	6-14	2-5	0-2	4	2	6	3	14	2	2	0	1	28
24	Watkins, Mike	f	5-7	0-0	1-1	2	12	14	2	11	0	1	6	1	23
44	Moore, Julian	f	0-0	0-0	0-0	1	2	3	1	0	0	3	1	0	9
40	Bostick, Nazeer	g	2-11	0-2	6-6	2	6	8	2	10	3	2	0	2	35
33	Garner, Shep	g	10-18	5-11	1-2	0	1	1	1	26	1	1	0	3	39
01	Zemulis, Deivis	g	0-1	0-1	0-0	2	2	4	1	0	1	0	0	0	15
03	Pierce, Satchel	g	2-5	0-1	7-8	1	2	3	2	11	0	2	0	0	15
05	Wheeler, Jamari	g	2-9	0-3	3-3	1	1	2	2	7	4	1	0	3	36
Team							1	0	1			1			
Totals			27-65	7-23	18-22	14	28	42	14	79	11	13	7	10	200

FG % 1st Half:	13-36	36.1%	2nd half:	14-29	48.3%	Game:	27-65	41.5%	Deadball Rebounds	3
3FG % 1st Half:	4-15	26.7%	2nd half:	3-8	37.5%	Game:	7-23	30.4%		
FT % 1st Half:	8-11	72.7%	2nd half:	10-11	90.9%	Game:	18-22	81.8%		

Officials: Rob Riley, Rob Kueneman, Courtney Green  
Technical fouls: Columbia-None. Penn State-None.  
Attendance: 6529

Score by periods	1st	2nd	Total
Columbia	35	30	65
Penn State	38	41	79

Points	In Paint	Off T/O	2nd Chance	Fast Break	Bench
COL	24	13	7	8	9
PSU	26	16	9	5	18

Last FG - COL 2nd-00:57, PSU 2nd-02:23.  
Largest lead - COL by 5 1st-19:11, PSU by 19 2nd-08:12.  
COL led for 04:52. PSU led for 34:51. Game was tied for 00:17.

Score tied - 1 time.  
Lead changed - 3 times.

# GAME-BY-GAME 2017-18 RECAPS

## PENN STATE CRUISES TO 85-54 WIN OVER PITTSBURGH

**BROOKLYN, N.Y.** -- The Nittany Lions took a double-digit lead less than four minutes into its game against Pittsburgh in its Legends Classic game at Barclays Center and never looked back en route to an 85-54 victory. Penn State is now 5-0 on the season, the first 5-0 start since 2008-09.

Sophomore guard Tony Carr set the tone, leading six Nittany Lions in double-figure scoring with 16 points from a perfect 4-4 from beyond the arc. Penn State shot 52.9 percent in the first half (18-34) and only got better in the second period at 64 percent (16-25).

The Nittany Lions also held the advantage on the boards 42-32 and had only one turnover in the first half while forcing eight Panther miscues in the first 20 minutes and 14 for the game.

Not only was nearly every shot falling for Penn State early on, but the Nittany Lions had hot hands for the rest of the half with 61% shooting after the first eight minutes. Defensively, Penn State kept the Panthers at sub-30 percent shooting for the first 12 minutes of the game, including a 1-11 start.

The Nittany Lions scored their most points in a first half so far this season with 47, while Pittsburgh had the lowest total for a Penn State opponent in a half with 21 in part coming on a 15-1 run over the final 5:30 of the period. That stretch included dunks by Mike Watkins and Reaves and two of Carr's four triples. Overall, the 57.6 percent shooting from the field was the highest for Penn State this season with season-best numbers in three-point field goals (9) and turnovers (11).

Carr hit four three-pointers, a career best for the sophomore, and had six rebounds, five assists and a steal. Sophomore forward Lamar Stevens collected a team-best eight rebounds and had 10 points along with Josh Reaves and Nazeer Bostick. Both Mike Watkins and Shep Garner had 13 points each. Bostick set career marks in assists (4) and steals (4) as well.

Penn State defeated Pittsburgh for the first time in eight meetings, last winning 88-74 on December 6, 2000, with the 85 points in Monday's win the most since that contest. Penn State's 31-point margin of victory over Pittsburgh is the largest in the series since an 84-44 win in 1967.

### Official Basketball Box Score -- Game Totals -- Final Statistics Penn State vs Pittsburgh 11/20/17 9:30 P.M. at Barclays Center (Brooklyn, N.Y.)

#### Penn State 85 • 5-0

#	Player	FG-FGA	3-Ptr	FT-FTA	Rebounds			PF	TP	A	TO	Blk	Stl	Min
					Off	Def	Tot							
11	STEVENS, Lamar	4-11	0-4	2-2	1	7	8	1	10	2	1	2	0	26
24	WATKINS, Mike	6-6	0-0	1-2	0	5	5	1	13	0	1	3	1	22
10	CARR, Tony	6-9	4-4	0-0	0	6	6	1	16	5	2	0	1	26
23	REAVES, Josh	4-8	2-4	0-0	2	3	5	1	10	2	0	2	3	21
33	GARNER, Shep	5-10	3-8	0-0	0	3	3	1	13	2	1	0	0	26
01	ZEMGULIS, Deivis	0-1	0-1	0-0	1	0	1	0	1	0	0	0	0	8
03	PIERCE, Satchel	0-1	0-0	2-5	0	1	1	3	2	1	0	0	0	10
04	BOSTICK, Nazeer	4-5	0-0	2-4	1	1	2	0	10	4	0	0	4	20
05	WHEELER, Jamari	0-1	0-1	1-2	0	1	1	3	2	0	0	0	1	19
21	HARRAR, John	2-3	0-0	0-1	1	0	1	0	4	0	0	0	0	5
35	BUTTRICK, Trent	1-2	0-0	0-2	2	1	3	2	2	0	1	0	0	3
44	MOORE, Julian	2-2	0-0	0-0	2	2	4	1	4	0	2	0	0	14
	Team				0	2	2							
Totals		34-59	9-22	8-18	10	32	42	15	85	16	11	5	10	200

FG % 1st Half:	18-34	52.9%	2nd half:	16-25	64.0%	Game:	34-59	57.6%	Deadball Rebounds	
3FG % 1st Half:	7-15	46.7%	2nd half:	2-7	28.6%	Game:	9-22	40.9%		3,1
FT % 1st Half:	4-6	66.7%	2nd half:	4-12	33.3%	Game:	8-18	44.4%		

#### Pittsburgh 54 • 1-3

#	Player	FG-FGA	3-Ptr	FT-FTA	Rebounds			PF	TP	A	TO	Blk	Stl	Min
					Off	Def	Tot							
04	LUTHER, Ryan	2-11	1-5	1-2	3	6	9	2	6	1	1	0	1	29
21	BROWN, Terrell	1-3	0-0	0-0	0	1	1	2	2	0	2	0	0	11
00	WILSON-FRAME, Jared	6-19	5-12	0-0	2	0	2	2	17	1	3	0	1	25
02	MILLIGAN, Jonathan	3-5	1-2	1-3	0	1	1	0	8	2	0	0	0	19
13	DAVIS, Khameron	0-0	0-0	0-1	0	3	3	1	0	1	1	0	0	21
01	STEWART, Parker	1-7	1-5	0-0	0	1	1	3	1	0	0	0	0	20
05	CARR, Marcus	3-6	1-2	2-2	0	1	1	1	9	1	4	0	1	23
15	CHUKWUKA, Kene	0-0	0-0	0-0	1	2	3	4	0	1	0	0	1	15
23	STEVENSON, Shamiel	1-5	0-1	0-0	0	0	0	2	3	0	0	0	0	13
24	GEORGE, Samson	0-0	0-0	1-2	0	1	1	3	1	0	0	0	0	6
33	BOYKINS, Monty	1-2	1-2	1-2	0	1	1	2	4	0	2	0	1	10
42	ILEGOMAH, Peace	0-0	0-0	2-2	2	2	4	4	2	0	1	0	0	8
	Team				2	3	5							
Totals		18-58	10-29	8-14	10	22	32	21	54	11	14	0	5	200

FG % 1st Half:	8-28	28.6%	2nd half:	10-30	33.3%	Game:	18-58	31.0%	Deadball Rebounds	
3FG % 1st Half:	4-14	28.6%	2nd half:	6-15	40.0%	Game:	10-29	34.5%		3
FT % 1st Half:	1-2	50.0%	2nd half:	7-12	58.3%	Game:	8-14	57.1%		

Officials: Earl Walton, Sean Hull, Raymond Styons  
Technical fouls: Penn State-None. Pittsburgh-None.  
Attendance: 5904  
2017 Progressive Legends Classic - Semifinal Game 2

Score by periods	1st	2nd	Total
Penn State	47	38	85
Pittsburgh	21	33	54

Points	In	Off	2nd	Fast	Bench
PSU	40	25	8	12	23
UP	12	3	8	0	21

Last FG - PSU 2nd-01:12, UP 2nd-01:01.  
Largest lead - PSU by 42 2nd-04:50, UP None.  
PSU led for 39:35. UP led for 00:00. Game was tied for 00:25.

Score tied - 0 times.  
Lead changed - 0 times.

## #16 TEXAS A&M HOLDS OFF PSU FOR LEGENDS TITLE

**BROOKLYN, N.Y.** -- Penn State men's basketball went toe-to-toe with one of the nation's top 20 teams in Texas A&M in the championship game of the Legends Classic, but fell short in the final score, 98-87. The 16th-ranked Aggies shot 61.5 percent for the game and had five players in double figures with 22 points from point guard Duane Wilson and a 21-point, 10-rebound contribution from sophomore forward Robert Williams off the bench.

Scoring the most points of the season with 87, the Nittany Lion offense relied on sophomores Tony Carr and Lamar Stevens, who combined for 56 points. Penn State had its second-best shooting percentage from the field at 50.8 percent after a 57.6 mark in the Pittsburgh win the previous night. Defensively, the Nittany Lions forced 16 turnovers and held the Aggies' leading scorer D.J. Hogg to a third of his scoring average with only seven points. Hogg was scoreless in the first half.

Neither team held more than a five-point advantage in the first half with 11 lead changes and seven ties. The opening of the half hinted at more of the same action as in the first, but Stevens went to the bench with three personal fouls at the 18:20 mark. The Aggies turned their field goal shooting up a notch while the Nittany Lions struggled from the floor.

Over four-and-a-half minutes, Texas A&M put together a 20-5 run to take a 17-point lead, 70-53, with 12:09 left in the game. Back-to-back baskets for Stevens and back-to-back steals and scores from Jamari Wheeler and Carr knocked the margin to single digits.

Penn State responded again and again, pulling within six at the eight-minute mark, then five, 77-72, with just under six minutes remaining after another Wheeler steal led to a Wheeler layup. Missed shots over the next five minutes by the Nittany Lions allowed the Aggies to take and hold onto a double-digit lead. Penn State scored 10 points in the final 52 seconds, but the field goals were offset by Texas A&M free throws.

Stevens led Penn State in both rebounds and assists. For the tandem of Carr and Stevens, it was the second time in their careers they had both scored 20 or more points in a game, the last time was vs. Duquesne (1113/16).

The loss to Texas A&M was the first for the Nittany Lions in 2017-18 after starting their season with a 5-0 mark, its best since the 2008-09 campaign.

### Official Basketball Box Score -- Game Totals -- Final Statistics Penn State vs Texas A&M 11/21/17 6:05 p.m. at Barclays Center (Brooklyn, N.Y.)

#### Penn State 87 • 5-1

#	Player	FG-FGA	3-Ptr	FT-FTA	Rebounds			PF	TP	A	TO	Blk	Stl	Min
					Off	Def	Tot							
11	Stevens, Lamar	8-16	0-3	9-11	3	4	7	3	25	5	1	2	1	36
24	Watkins, Mike	3-5	0-0	1-2	1	2	3	3	7	2	0	2	1	25
10	Carr, Tony	11-20	2-4	7-11	0	1	1	2	31	3	2	0	4	38
23	Reaves, Josh	2-5	1-4	2-2	0	1	2	5	7	4	0	1	4	32
33	Garner, Shep	2-7	2-7	0-0	0	2	2	1	6	1	2	0	1	26
03	Pierce, Satchel	2-2	0-0	0-0	1	2	3	2	4	0	2	0	1	11
04	Bostick, Nazeer	0-1	0-0	1-2	0	0	0	1	1	0	1	0	0	8
05	Wheeler, Jamari	2-3	0-1	0-0	1	1	2	3	4	0	1	0	2	16
21	Harrar, John	0-0	0-0	0-0	0	0	0	1	0	0	1	0	0	2
44	Moore, Julian	1-2	0-0	0-0	0	0	0	0	2	0	0	0	0	6
	Team				2	1	3							
Totals		31-61	5-19	20-28	9	14	23	21	87	15	10	5	14	200

FG % 1st Half:	16-26	61.5%	2nd half:	15-35	42.9%	Game:	31-61	50.8%	Deadball Rebounds	
3FG % 1st Half:	2-9	22.2%	2nd half:	3-10	30.0%	Game:	5-19	26.3%		2
FT % 1st Half:	6-7	85.7%	2nd half:	14-21	66.7%	Game:	20-28	71.4%		

#### Texas A&M 98 • 4-0

#	Player	FG-FGA	3-Ptr	FT-FTA	Rebounds			PF	TP	A	TO	Blk	Stl	Min
					Off	Def	Tot							
01	HOGG, D.J.	2-10	1-4	2-4	2	5	7	3	7	4	1	2	1	39
10	TROCHA-MORELOS, Ton	3-5	1-3	4-4	1	4	5	2	11	1	3	0	1	26
34	DAVIS, Tyler	6-9	1-1	2-2	2	4	6	1	15	1	0	0	1	28
03	GILDER, Admon	4-4	2-2	4-4	0	4	4	4	14	3	4	1	0	26
13	WILSON, Duane	7-10	1-1	7-7	0	2	2	4	22	6	3	1	1	30
00	CHANDLER, Jay Jay	1-2	0-1	2-2	1	0	1	2	4	1	0	0	0	14
02	STARKS, T.J.	0-2	0-0	4-4	0	0	0	1	4	1	3	0	0	14
44	WILLIAMS, Robert	10-12	0-0	1-2	3	7	10	4	21	1	2	1	1	23
	Team				0	1	1							
Totals		33-54	6-12	26-29	9	27	36	21	98	18	16	5	5	200

FG % 1st Half:	15-27	55.6%	2nd half:	18-27	66.7%	Game:	33-54	61.1%	Deadball Rebounds	
3FG % 1st Half:	4-8	50.0%	2nd half:	2-4	50.0%	Game:	6-12	50.0%		1
FT % 1st Half:	8-8	100.0%	2nd half:	18-21	85.7%	Game:	26-29	89.7%		

Officials: Brian Dorsey, Donnie Eppley, Rob Riley  
Technical fouls: Penn State-None. Texas A&M-None.  
Attendance: 5081  
Progressive Legends Classic Championship Game  
Progressive Legends Classic MVP - Robert Williams III  
Progressive Legends Classic All-Tournament Team - Jeffrey Carroll (OSU), Lamar Stevens (PSU), Tony Carr (PSU), Duane Wilson (TA&M)

Score by periods	1st	2nd	Total
Penn State	40	47	87
Texas A&M	42	56	98

Points	In	Off	2nd	Fast	Bench
PSU	42	23	11	14	11
TAMU	52	19	14	17	29

Last FG - PSU 2nd-00:08, TAMU 2nd-00:48.  
Largest lead - PSU by 5 1st-02:24, TAMU by 17 2nd-12:09.  
PSU led for 08:59. TAMU led for 27:37. Game was tied for 03:24.

Score tied - 8 times.  
Lead changed - 11 times.

# GAME-BY-GAME 2017-18 RECAPS

## PENN STATE TOPS ORAL ROBERTS 86-48

**UNIVERSITY PARK, Pa.** -- Finishing out the November home schedule with a perfect 5-0 mark, the Penn State men's basketball team topped Oral Roberts 86-48. Four Nittany Lions scored in double figures with guards Nazeer Bostick and Jamari Wheeler having career-best days with 14 points each.

Penn State made six of its first seven attempts while holding the Golden Eagles to just 1-6 shooting in the game's first five minutes.

The Nittany Lions had their three highest field goal percentages of the season this week including the 56.1 percent against Oral Roberts, bolstered by a 66.7 percentage (19-27) in the second half. Defensively, Penn State held the Golden Eagles to 33.3 percent shooting for the game and only 25.9 percent (7-27) in the first half.

The defensive efforts translated into only 19 first-half points for Oral Roberts, the lowest total allowed by Penn State in any half this season. Penn State came out of halftime on a 17-5 run and shot 66.7 percent in the second period, the best of any half this season.

Highlights of the second half included three-straight steals by Wheeler, leading to two of his own layups, and a dunk by redshirt sophomore forward Mike Watkins. On the afternoon, Penn State tied a season-low with only 10 turnovers and swiped 14 steals, a total tied for second highest this year.

Wheeler set five career-high numbers and tied another with 14 points, a game-best seven rebounds, five steals and six field goals made, and tied his career-best with four assists. Bostick tied his career best with field goals made and, Josh Reaves, who totaled 10 points, added to his stat line with four steals, three assists and a blocked shot.

Penn State dominated in other team categories, scoring 44 of its 86 points in the paint to Oral Roberts' 20 and nearly doubling in point contributions from the bench (41-21). The Nittany Lions took advantage of Golden Eagles' mistakes, converting the 18 turnovers into 29 points.

With 86 points in today's game and 87, and 85, respectively, against Texas A&M and Pittsburgh, the Nittany Lions posted consecutive 80-plus-point games for the first time this season and the first time since the opening three games of 2016-17.

### Official Basketball Box Score -- Game Totals -- Final Statistics Oral Roberts vs Penn State 11/24/2017 3 p.m. at University Park, Pa. (Bryce Jordan Ctr)

#### Oral Roberts 48 • 1-5

#	Player	Total		3-Ptr	FT-FTA	Rebounds		PF	TP	A	TO	Blk	Stl	Min
		FG-FGA	FG-FGA			Off	Def							
23	Nzekwesi, Emmanuel	r	5-10	1-2	0-0	2	4	6	1	11	1	3	1	32
25	White, Javan	f	1-6	0-0	0-1	2	2	4	3	2	2	2	0	27
44	Owens, Albert	c	1-7	0-0	1-2	2	3	5	0	3	0	1	0	18
02	Ruder, Austin	g	1-7	1-5	0-0	1	1	2	0	3	1	3	0	29
10	Kearns, Sam	g	3-7	2-3	0-0	1	2	3	8	1	8	0	1	34
03	Harris, Jontray	g	4-7	1-2	0-0	2	2	4	2	9	1	0	0	21
20	Sutton, Spencer	g	1-5	1-3	0-0	2	1	3	0	3	2	0	0	15
32	Manek, Kellen	g	0-0	0-0	0-0	0	0	0	0	0	0	0	0	2
33	Ahmedic, Emir	g	1-3	0-0	1-2	0	0	0	2	3	0	0	0	8
52	Miller, Chris	g	2-5	0-0	2-2	0	1	2	6	0	0	2	0	14
Team						2	1	3			1			
Totals			19-57	6-16	4-7	14	16	30	13	48	8	18	3	7
FG % 1st Half:		7-27	25.9%	2nd half:	12-30	40.0%	Game:		19-57	33.3%	Deadball			
3FG % 1st Half:		2-5	40.0%	2nd half:	4-11	36.4%	Game:		6-17	37.5%	Rebounds			
FT % 1st Half:		3-5	60.0%	2nd half:	1-2	50.0%	Game:		4-7	57.1%	0			

#### Penn State 86 • 6-1

#	Player	Total		3-Ptr	FT-FTA	Rebounds		PF	TP	A	TO	Blk	Stl	Min
		FG-FGA	FG-FGA			Off	Def							
11	Stevens, Lamar	r	2-6	0-0	4-5	1	5	6	0	8	1	2	1	23
24	Watkins, Mike	r	4-5	0-0	0-0	1	5	6	1	8	1	3	3	19
10	Carr, Tony	g	4-5	3-4	2-2	0	1	1	3	13	5	1	0	21
23	Reaves, Josh	g	4-6	2-4	0-0	0	2	2	1	10	3	0	1	4
33	Garner, Shep	g	2-7	2-7	0-0	0	0	0	2	6	0	0	0	22
01	Zemgulis, Deivis	g	1-2	1-2	0-0	0	0	0	0	3	1	0	0	6
02	Nussbaum, Taylor	g	0-0	0-0	0-0	0	0	0	0	0	0	0	0	1
03	Pierce, Satchel	g	1-3	0-0	2-4	3	3	6	3	4	0	1	0	14
04	Bostick, Nazeer	g	5-9	0-1	4-6	3	2	5	0	14	0	1	0	23
05	Wheeler, Jamari	g	6-8	1-2	1-2	1	6	7	2	14	4	2	1	5
21	Harrar, John	g	2-2	0-0	0-0	1	1	2	0	4	0	0	0	7
22	Hazle, Grant	g	0-0	0-0	0-0	0	0	0	0	0	0	0	0	2
35	Buttrick, Trent	g	0-1	0-0	0-0	0	0	0	0	0	0	0	0	4
44	Moore, Julian	g	1-3	0-0	0-0	0	0	0	1	2	1	0	1	13
Team						1	2	3						
Totals			32-57	9-20	13-19	11	27	38	13	86	16	10	7	14
FG % 1st Half:		14-30	46.7%	2nd half:	18-27	66.7%	Game:		32-57	56.1%	Deadball			
3FG % 1st Half:		4-13	30.8%	2nd half:	5-7	71.4%	Game:		9-20	45.0%	Rebounds			
FT % 1st Half:		6-9	66.7%	2nd half:	7-10	70.0%	Game:		13-19	68.4%	4			

Officials: Gene Statorone, Chris Beaver, Andy O'Brien  
Technical fouls: Oral Roberts-None, Penn State-None.  
Attendance: 4463

Score by periods	1st	2nd	Total
Oral Roberts	19	29	48
Penn State	38	48	86

	In	Off	2nd	Fast	Bench
	Paint	T/O	Chance	Break	
ORU	20	6	10	2	21
PSU	44	29	16	16	41

Last FG - ORU 2nd-01:46, PSU 2nd-00:47.  
Largest lead - ORU None, PSU by 39 2nd-04:56.  
ORU led for 00:00, PSU led for 39:45, Game was tied for 00:15.

Score tied - 0 times.  
Lead changed - 0 times.

## TIME RUNS OUT FOR PENN STATE AT N.C. STATE

**RALEIGH, N.C.** -- Down To The Wire. Penn State matched N.C. State with 48 points in the second half, but the Wolfpack held onto its halftime lead for the 85-78 win in the Big Ten/ACC Challenge game at PNC Arena Wednesday night. The Nittany Lions sliced the Wolfpack lead to three points with 1:49 left in the game, but the rally fell short in the final seconds.

Shooting 56.7 percent from the field in the second half, Penn State mounted its comeback on the strong second-half shooting of Tony Carr. Carr scored a game-high 29 points on a career-best 12 field goals and went 8-11 in the second period to spark the Nittany Lions' rally.

Penn State cut into N.C. State's 13-point second-half lead with a 12-1 run with seven points coming from sophomore forward Lamar Stevens and five from Carr.

Stevens scored all 13 of his points in the second half and senior guard Shep Garner contributed 10 points to the final total.

N.C. State tied the game at 28 the 3:34 mark of the first half and went on a 9-2 run to take a 37-30 lead at the break. After Carr scored the opening basket of the second half, N.C. State built its lead to 46-34 with two quick three-pointers.

Forward Omer Yurtseven had a double-double with 19 points and 11 rebounds to lead the Wolfpack and its four double-figure scorers. Mike Watkins had 14 rebounds as Penn State maintained a 43-25 advantage on the boards.

The Nittany Lions ran out to an 11-0 lead to start the game as N.C. State did not score its first point until more than three minutes into the game. The Wolfpack countered Penn State's start with four-straight three-pointers to pull within three midway through the half.

Penn State outscored N.C. State 42-26 in the paint, but the Wolfpack bench contributed 39 points to the Nittany Lions' 9. The 10 three-pointers, five in each half by N.C. State tied PSU's opponent high for the year. Reaves, Wheeler and Carr all fouled out in the final minute while Dorn fouled out for the Wolfpack with 2:33 left in the game.

### Official Basketball Box Score -- Game Totals -- Final Statistics Penn State vs NC State 11/29/17 7:15 p.m. at PNC Arena (Raleigh, N.C.)

#### Penn State 78 • 6-2

#	Player	Total		3-Ptr	FT-FTA	Rebounds		PF	TP	A	TO	Blk	Stl	Min
		FG-FGA	FG-FGA			Off	Def							
10	Carr, Tony	*	12-25	2-6	3-4	3	4	7	5	29	1	4	0	39
11	Stevens, Lamar	*	4-12	0-0	5-7	4	4	8	4	13	1	4	1	30
23	Reaves, Josh	*	4-6	1-1	0-0	3	2	5	5	9	5	0	1	27
24	Watkins, Mike	*	4-10	0-0	0-2	5	9	14	2	8	1	2	2	26
33	Garner, Shep	*	4-8	2-6	0-0	0	1	1	4	10	1	1	0	23
01	Zemgulis, Deivis	g	0-0	0-0	0-0	0	0	0	0	0	0	0	0	1
03	Pierce, Satchel	g	1-2	0-0	0-0	0	0	0	2	2	0	0	0	10
04	Bostick, Nazeer	g	0-3	0-0	6-6	1	2	3	2	6	1	3	0	22
05	Wheeler, Jamari	g	0-1	0-0	1-4	0	0	0	5	1	2	1	0	3
44	Moore, Julian	g	0-0	0-0	0-0	1	1	2	0	0	1	1	0	5
Team						3	0	3						
Totals			29-67	5-13	15-23	20	23	43	29	78	12	18	5	8
FG % 1st Half:		12-37	32.4%	2nd half:	17-30	56.7%	Game:		29-67	43.3%	Deadball			
3FG % 1st Half:		2-6	33.3%	2nd half:	3-7	42.9%	Game:		5-13	38.5%	Rebounds			
FT % 1st Half:		4-7	57.1%	2nd half:	11-16	68.8%	Game:		15-23	65.2%	4.3			

#### NC State 85 • 6-2

#	Player	Total		3-Ptr	FT-FTA	Rebounds		PF	TP	A	TO	Blk	Stl	Min
		FG-FGA	FG-FGA			Off	Def							
01	FREEMAN, Lennard	*	3-6	0-0	4-5	3	1	4	2	10	0	0	2	21
02	DORN, Torin	*	2-11	0-1	2-3	6	6	12	5	6	2	3	0	30
10	BEVERLY, Braxton	*	1-11	0-1	7-8	0	1	1	3	9	3	1	0	31
11	JOHNSON, Markell	*	0-1	0-0	4-9	0	0	0	0	4	3	4	0	16
12	FREEMAN, Allerik	*	7-13	1-4	2-4	0	2	2	3	17	2	2	0	40
04	BATTS, Lavar	g	2-2	2-2	0-2	0	0	0	3	6	3	1	1	9
13	YURTSEVEN, Omer	g	6-7	3-3	4-4	2	9	11	3	19	0	3	1	30
15	HUNT, Sam	g	4-6	4-5	2-2	0	3	3	2	14	1	0	0	23
Team						2	0	2						
Totals			25-57	10-16	25-37	13	22	35	21	85	14	14	7	6
FG % 1st Half:		13-32	40.6%	2nd half:	12-25	48.0%	Game:		25-57	43.9%	Deadball			
3FG % 1st Half:		5-8	62.5%	2nd half:	5-8	62.5%	Game:		10-16	62.5%	Rebounds			
FT % 1st Half:		6-9	66.7%	2nd half:	19-28	67.9%	Game:		25-37	67.6%	5			

Officials: Ron Groover, Ted Valentine, James Luckie  
Technical fouls: Penn State-None, NC State-None.  
Attendance: 15270  
Fouled out: PSU: #23 Reaves, J. at 0:52.3 in 2nd half  
#5 Wheeler, J. at 0:14.9 in 2nd half  
#10 Carr, T. at 0:04.7 in 2nd half  
NC State: #2 Dorn, T. at 2:33 in 2nd half

Score by periods	1st	2nd	Total
Penn State	30	48	78
NC State	37	48	85

	In	Off	2nd	Fast	Bench
	Paint	T/O	Chance	Break	
PSU	42	11	16	15	9
ST	26	11	12	5	39

Last FG - PSU 2nd-00:24, ST 2nd-01:15.  
Largest lead - PSU by 11 1st-16:25, ST by 13 2nd-04:09.  
PSU led for 15:54, ST led for 23:54, Game was tied for 00:12.

Score tied - 1 time.  
Lead changed - 3 times.

## PENN STATE TRIUMPHS AT IOWA

IOWA CITY, Iowa – Penn State gutted it out down the stretch and fended off an Iowa rally for a 77-73 win at Carver-Hawkeye Arena in its 2017-18 Big Ten season opener. Four Nittany Lions scored in double figures, with leading scorer Lamar Stevens adding two free throws with four seconds left for a total of 22 points.

It was the first win for Penn State at Iowa City since 2001 and the Nittany Lions' first road victory in a conference opener since 2010-11.

Penn State never trailed in the contest and in the second half, kept the Hawkeyes without a basket for three-and-a-half minutes to build an eight-point lead with 4:43 remaining. Two quick scores, however, by Hawkeyes Jordan Bohannon and Isaiah Moss in the next 35 seconds, sliced the Nittany Lion lead to three, 67-64.

After a Nittany Lion offensive possession, the Hawkeyes moved the ball quickly up court, but Josh Reaves grabbed a Hawkeye turnover to give the ball back to Penn State. Iowa would send Stevens to the line for two shots with 2:40 remaining.

The next minute saw the teams trade possessions without any points. Iowa would pull within two of Penn State, 69-67, with 71 seconds left to play following a Tyler Cook dunk and made free throw after Shep Garner was whistled for his fourth foul. Watkins and Reaves were already playing with four fouls and Stevens and Pierce had picked up their third fouls early in the second half.

A Stevens jumper and dunk by redshirt-sophomore forward Mike Watkins would counter two more baskets by Hawkeye Tyler Cook to keep Penn State ahead. Tony Carr added two free throws for the Nittany Lions with 9.2 seconds left. A final dunk by Iowa and quick personal foul put Stevens back on the line where he sank both free throws with four seconds remaining for the 77-73 final.

Stevens, a sophomore forward, had his eighth career 20-plus point game, which included a perfect 6-6 from the free throw line, and added five rebounds and two blocks to his stat line. Redshirt-sophomore Mike Watkins split his point total nearly evenly with 10 of his 19 points coming in the first half. He also registered a team-high seven boards and three blocks.

Carr finished the game with 16 points, 13 coming in the second half, and his Big Ten regulation game-best nine assists. Garner hit four triples for his 12 points.

Iowa shot 57.7 percent for the game from the field but finished with only four three-pointers (4-12) to Penn State's 12, the most three-pointers for the Nittany Lions since a December 2016 win vs. St. John's. The Hawkeyes made 21 trips to the line off 22 Penn State personal fouls, but made only 13.

Penn State's defensive efforts forced 18 Iowa turnovers and converted those errors into 22 points.

The Nittany Lions started strong again to take a 14-4 lead on 7-8 shooting within the first three minutes of the game and took a 39-34 lead into halftime.

### Official Basketball Box Score -- Game Totals -- Final Statistics Penn State vs Iowa 12/02/17 4 p.m. at Carver-Hawkeye Arena - Iowa City, IA

#### Penn State 77 • 7-2, 1-0

#	Player	Total			3-Ptr			Rebounds			PF	TP	A	TO	Blk	Stl	Min
		FG	FGA	FT	FTA	Off	Def	Tot									
11	Stevens, Lamar	f	7-15	2-4	6-6	2	3	5	3	22	0	1	2	2	28		
24	Watkins, Mike	f	9-13	0-0	1-3	3	4	7	4	19	0	3	3	1	36		
10	Carr, Tony	g	5-15	4-6	2-2	2	4	6	2	16	9	2	0	1	39		
23	Reaves, Josh	g	3-9	2-5	0-0	1	2	3	4	8	3	0	1	2	31		
33	Garner, Shep	g	4-7	4-6	0-0	0	2	2	4	12	2	4	0	1	27		
03	Pierce, Satchel	g	0-1	0-0	0-0	1	1	2	3	0	0	1	0	0	5		
04	Bostick, Nazeer	g	0-1	0-0	0-0	0	1	1	0	0	1	1	0	1	8		
05	Wheeler, Jamari	g	0-3	0-0	0-0	0	1	1	0	0	4	1	0	0	20		
21	Harrar, John	g	0-0	0-0	0-0	0	0	0	2	0	0	0	0	0	3		
44	Moore, Julian	g	0-0	0-0	0-0	0	1	1	0	0	0	0	1	0	3		
	Team					2	0	2									
	Totals		28-64	12-23	9-11	11	19	30	22	77	19	14	7	8	200		

FG % 1st Half:	15-31	48.4%	2nd half:	13-33	39.4%	Game:	28-64	43.8%	Deadball
3FG % 1st Half:	7-12	58.3%	2nd half:	5-11	45.5%	Game:	12-23	52.2%	Rebounds
FT % 1st Half:	2-2	100.0	2nd half:	7-9	77.8%	Game:	9-11	81.8%	2

#### Iowa 73 • 4-4, 0-1

#	Player	Total			3-Ptr			Rebounds			PF	TP	A	TO	Blk	Stl	Min
		FG	FGA	FT	FTA	Off	Def	Tot									
55	Cook, Tyler	f	7-13	0-0	9-13	7	5	12	1	23	4	5	0	1	34		
01	Baer, Nicholas	f	2-7	0-3	0-0	3	2	5	1	4	0	2	2	0	26		
55	Garza, Luka	c	2-4	0-1	2-4	0	3	3	0	6	0	0	0	1	14		
03	Bohannon, Jordan	g	3-6	2-4	0-0	0	2	2	2	8	4	3	0	1	34		
04	Moss, Isaiah	g	6-13	1-3	0-0	0	3	3	2	13	2	4	0	1	31		
00	Wagner, Ahmad	g	1-2	0-0	0-0	0	1	1	2	2	0	0	0	0	10		
01	Dailey, Maishe	g	0-0	0-0	0-0	0	0	0	0	0	0	0	0	0	4		
02	Nunge, Jack	g	1-1	0-0	0-0	0	1	1	2	2	0	2	3	0	15		
15	Kriener, Ryan	g	2-3	1-1	0-0	3	1	4	2	5	2	0	1	1	7		
24	Ellingson, Brady	g	0-0	0-0	0-0	0	0	0	1	0	3	0	0	0	6		
35	Pemsl, Cordell	g	4-6	0-0	2-4	0	5	5	2	10	1	2	0	0	19		
	Team					1	2	3									
	Totals		28-55	4-12	13-21	14	25	39	15	73	16	18	6	5	200		

FG % 1st Half:	13-29	44.8%	2nd half:	15-26	57.7%	Game:	28-55	50.9%	Deadball
3FG % 1st Half:	1-5	20.0%	2nd half:	3-7	42.9%	Game:	4-12	33.3%	Rebounds
FT % 1st Half:	7-11	63.6%	2nd half:	6-10	60.0%	Game:	13-21	61.9%	2

Officials: D.J. Carstensen, Larry Sciroto, Bill Ek  
Technical fouls: Penn State-None. Iowa-None.  
Attendance: 12805

Score by periods	1st	2nd	Total
Penn State	39	38	77
Iowa	34	39	73

Points	In	Off	2nd	Fast	Deadball
PSU	Paint	T/O	Chance	Break	Bench
26	22	11	2	0	0
IOWA	42	14	13	6	19

Last FG - PSU 2nd-00:20, IOWA 2nd-00:04.  
Largest lead - PSU by 10 1st-17:14, IOWA None.  
PSU led for 39:17. IOWA led for 00:00. Game was tied for 00:43.

Score tied - 1 time.  
Lead changed - 0 times.

## PSU COMEBACK FALLS SHORT AGAINST WISCONSIN

UNIVERSITY PARK, Pa. -- The Penn State men's basketball team comeback fell short as Wisconsin held on to take the Nittany Lions' home opener, 64-63, in the first two games of Big Ten action.

Penn State climbed out of a 17-point deficit in late in the second half, as two Shep Garner jumpers, separated by a five-second call against the Badgers, re-energized the Nittany Lions. A 14-3 run over two minutes pulled Penn State within six. And then three, then two. And then one as Shep Garner knocked in two free throws with just 43 seconds on the clock.

From there, the Nittany Lions were forced to foul, causing the score to yo-yo back up to a three-point lead for the Badgers.

The foul game continued through the waning moments, until the Nittany Lions grabbed the defensive rebound on a missed Wisconsin one-and-one, leaving Penn State down, 64-63, with 13 seconds left to play. With a chance to win the game, Penn State took a three with just two seconds remaining, but the shot careened off the rim, into a jump-ball rebound situation.

Unfortunately, the possession belonged to the Badgers with just six tenths of a second on the clock, and Wisconsin was able to hold on for the win.

Mike Watkins was the highlight of the evening for Penn State as the redshirt-sophomore forward finished with a career-best 22 points to lead all scorers. Watkins went 9-13 from the floor, adding four free throws while grabbing eight rebounds and swatting seven shots. He now has 123 total blocked shots for his career for fourth on Penn State's career list.

Tony Carr scored 16 points, going a perfect 6-6 from the charity stripe while adding a Big Ten career-best nine rebounds. Carr also had two steals and a block.

Garner added 13 points, 12 of which came in the second half. The total moves him into a tie for 16th on Penn State's all-time scoring list with 1,289 points.

Josh Reaves finished with an all-around complete performance as the junior guard continued to shine, especially on defense. Reaves swatted away a career-best four shots while adding a team-high five assists. His stat line included seven points and three rebounds.

On the evening, Penn State recorded a season-best 13 blocks as a team. This also marked the first time Penn State surpassed 10 team blocks since March 7, 2016, against Nebraska. The Nittany Lions finished the game going 21-25 from the free throw line, while Wisconsin went just 13 of 19.

### Official Basketball Box Score -- Game Totals -- Final Statistics Wisconsin vs Penn State 12/4/17 7:01 p.m. at University Park, Pa. (Bryce Jordan Ctr.)

#### Wisconsin 64 • 4-5, 1-1

#	Player	Total			3-Ptr			Rebounds			PF	TP	A	TO	Blk	Stl	Min
		FG	FGA	FT	FTA	Off	Def	Tot									
02	Ford, Aleem	f	2-3	1-2	0-1	1	3	4	2	5	1	1	0	1	21		
21	Iverson, Khalil	f	7-8	0-0	2-4	0	5	5	4	16	1	2	2	2	31		
22	Happ, Ethan	f	3-12	0-0	3-4	5	5	10	5	9	3	2	1	1	28		
00	Trice, D'Mitrik	g	2-9	0-2	5-6	0	0	0	3	9	3	2	0	0	34		
34	Davidson, Brad	g	0-4	0-2	0-0	0	2	2	5	0	2	2	0	2	28		
01	Pritzl, Brevin	g	1-2	1-1	3-4	0	5	5	1	6	2	0	0	1	21		
23	King, Kobe	g	3-4	2-2	0-0	2	1	3	1	8	1	0	1	0	24		
35	Reuvers, Nate	g	5-10	1-2	0-0	0	4	4	2	11	0	0	0	1	13		
	Team					0	3	3									
	Totals		23-52	5-11	13-19	8	28	36	23	64	13	10	4	8	200		

FG % 1st Half:	11-24	45.8%	2nd half:	12-28	42.9%	Game:	23-52	44.2%	Deadball
3FG % 1st Half:	1-4	25.0%	2nd half:	4-7	57.1%	Game:	5-11	45.5%	Rebounds
FT % 1st Half:	8-12	66.7%	2nd half:	5-7	71.4%	Game:	13-19	68.4%	3

#### Penn State 63 • 7-3, 1-1

#	Player	Total			3-Ptr			Rebounds			PF	TP	A	TO	Blk	Stl	Min
		FG	FGA	FT	FTA	Off	Def	Tot									
11	Stevens, Lamar	f	1-7	0-3	2-2	2	4	6	2	4	3	2	0	0	29		
24	Watkins, Mike	f	9-13	0-1	4-6	2	6	8	1	22	0	2	7	1	34		
10	Carr, Tony	g	5-22	0-3	6-6	2	7	9	3	16	1	2	1	2	38		
23	Reaves, Josh	g	2-5	1-3	2-2	1	2	3	4	7	5	0	4	0	35		
33	Garner, Shep	g	3-7	1-4	6-7	1	1	2	3	13	1	2	0	2	33		
04	Bostick, Nazeer	g	0-0	0-0	0-0	0	0	0	1	0	1	2	0	0	7		
05	Wheeler, Jamari	g	0-1	0-0	0-0	0	1	1	2	0	1	1	0	1	17		
21	Harrar, John	g	0-0	0-0	0-0	0	0	0	0	0	0	0	0	0	2		
44	Moore, Julian	g	0-1	0-0	1-2	2	0	2	0	1	0	0	1	0	5		
	Team					0	3	3									
	Totals		20-56	2-14	21-25	10	24	34	16	63	12	11	13	6	200		

FG % 1st Half:	9-26	34.6%	2nd half:	11-30	36.7%	Game:	23-52	44.2%	Deadball
3FG % 1st Half:	1-6	16.7%	2nd half:	1-8	12.5%	Game:	2-14	14.3%	Rebounds
FT % 1st Half:	6-9	66.7%	2nd half:	15-16	93.8%	Game:	21-25	84.0%	2

Officials: Terry Oglesby, Lamont Simpson, Donnie Eppley  
Technical fouls: Wisconsin-None. Penn State-None.  
Attendance: 6730

Score by periods	1st	2nd	Total
Wisconsin	31	33	64
Penn State	25	38	63

Points	In	Off	2nd	Fast	Deadball
WIS	Paint	T/O	Chance	Break	Bench
30	11	4	2	25	1
PSU	30	13	13	2	1

Last FG - WIS 2nd-02:38, PSU 2nd-00:25.  
Largest lead - WIS by 17 2nd-09:40, PSU by 5 1st-11:51.  
WIS led for 28:24. PSU led for 09:23. Game was tied for 02:13.

Score tied - 5 times.  
Lead changed - 6 times.



**1**  
**DEIVIS ZEMGULIS**  
Jr. | F | 6-6 | 220  
Kaunas, Lithuania



**3**  
**SACHEL PIERCE**  
Jr. | F | 7-0 | 255  
Barberton, Ohio



**4**  
**NAZEER BOSTICK**  
So. | G | 6-4 | 203  
Philadelphia, Pa.




**5**  
**JAMARI WHEELER**  
Fr. | G | 6-1 | 170  
Live Oak, Fla.




**10**  
**TONY CARR**  
So. | G | 6-5 | 204  
Philadelphia, Pa.




**11**  
**LAMAR STEVENS**  
So. | F | 6-8 | 226  
North Wales, Pa.



**20**  
**TAYLOR NUSSBAUM**  
Fr. | G | 6-2 | 175  
South Salem, N.Y.



**21**  
**JOHN HARRAR**  
Fr. | F | 6-9 | 243  
Wallingford, Pa.



**22**  
**GRANT HAZLE**  
So. | F | 6-5 | 192  
Kingwood, Texas




**23**  
**JOSH REAVES**  
Jr. | G | 6-4 | 210  
Fairfax, Va.



**24**  
**MIKE WATKINS**  
R-So. | F | 6-9 | 254  
Philadelphia, Pa.



**33**  
**SHEP GARNER**  
Sr. | G | 6-2 | 196  
Chester, Pa.



**35**  
**TRENT BUTTRICK**  
Fr. | F | 6-8 | 234  
Bloomsburg, Pa.



**44**  
**JULIAN MOORE**  
Gr. | F | 6-10 | 248  
Philadelphia, Pa.



**PATRICK CHAMBERS**  
Head Coach  
Seventh Season



**KEITH URGO**  
Associate Head Coach  
Seventh Season



**DWAYNE ANDERSON**  
Assistant Coach  
Fifth Season



**JIM FERRY**  
Assistant Coach  
First Season



**ROSS CONDON**  
Dir. of Operations  
Seventh Season



**DAVID CAPORALETTI**  
Dir. of Player Development  
Seventh Season



**JONATHAN SALAZER**  
Athletic Trainer  
21st Season



**GREG MISKINIS**  
Strength Coach  
Second Season



**DR. GREG BILLY**  
Team Physician  
Seventh Season



**NICHOLAS COLELLA**  
Dir. of Recruiting  
Third Season



# NAZEER BOSTICK

**G • 6-4 • 204**  
**SOPHOMORE**  
**PHILADELPHIA, PA**  
**(ROMAN CATHOLIC)**

### AS A SOPHOMORE (2017-18)

- Gave quality minutes in defensive effort in win at Iowa and had seven minutes with one assist vs. Wisconsin.
- Went 6-6 from the free throw line at N.C. State and added three rebounds, an assist and steal to his stat line.
- Shared team lead in scoring with Jamari Wheeler with 14 points vs. Oral Roberts (11-24). Tied his career high with five field goals against Golden Eagles.
- Recorded third game with double figures in points with 10 off 4-5 shooting from the field against Pittsburgh. Dished off for career bests in assists (4) and steals (4).
- Had 10 points vs. Columbia, going 6-6 from the free throw line. Pulled down a career-best eight rebounds with a then-career-best three assists and tying his steals mark at the time (2).
- Upped his minutes on the court to 22 vs. Montana.
- Scored then-career-best 12 points in 20 minutes of action vs. Fairleigh Dickinson (11-12).
- First player off the bench and inserted into the starting lineup vs. Columbia due to injuries to guards Tony Carr and Josh Reaves.
- Had four points, two steals and two rebounds in 15 minutes of play in the opener vs Campbell.

### ► BOSTICK'S CAREER HIGHS

#### Points

Career ..... 14, vs. Oral Roberts, 11/24/17  
B1G Career ..... 4, vs. Maryland, 2/7/17

#### Rebounds

Career ..... 8, vs. Columbia, 11/17/17  
B1G Career 2, 2x, last vs. Maryland, 2/7/17

#### Assists

Career ..... 4, vs. Pittsburgh, 11/20/17  
B1G Career 1, 2x, last vs. Maryland, 2/7/17

#### Blocks

Career ..... 2, vs. Campbell, 11/10/17  
B1G Career 1, 3x, last at Nebraska, 2/14/17

#### Steals

Career ..... 4, vs. Pittsburgh, 11/17/17  
B1G Career ..... 2, at Nebraska, 2/14/17

#### Minutes

Career ..... 35, vs. Columbia, 11/17/17  
B1G Career ..... 12, vs. Maryland, 2/7/17

#### Field Goals - Made

Career 5, 2x, last vs. Oral Roberts, 11/24/17  
B1G Career ..... 2, vs. Maryland, 2/7/17

#### Field Goals - Attempted

Career ..... 11, vs. Columbia, 11/17/17  
B1G Career ..... 3, at Illinois, 2/11/17

#### 3-Point Field Goals - Made

Career .....  
B1G Career .....

#### 3-Point Field Goals - Attempted

Career ... 2, 2x, last vs. Columbia, 11/17/17  
B1G Career ..... 2, at Nebraska, 2/14/17

#### Free Throws - Made

Career ... 6, 2x, last at N.C. State, 11/29/17  
B1G Career ..... 2, at Nebraska, 2/14/17

#### Free Throws - Attempted

Career ... 6, 3x, last at N.C. State, 11/29/17  
B1G Career ..... 2, at Nebraska, 2/14/17

Opponent	Date	gs	min	Total		3-Pointers		Free throws		Rebounds				pf	a	tfo	blk	stl	pts	avg
				fg-fga	pct	3fg-fga	pct	ft-fa	pct	off	def	tot	avg							
CAMPBELL	11/10/17	14	2-6	.333	0-0	.000	0-0	.000	0	2	2	2.0	4	0	2	0	2	4	4.0	
FAIRLEIGH DICKINSON	11/12/17	20	5-7	.714	0-0	.000	2-3	.667	1	1	2	2.0	0	0	2	0	1	12	8.0	
MONTANA	11/15/17	22	1-4	.250	0-0	.000	0-1	.000	1	0	1	1.7	2	0	2	0	0	2	6.0	
COLUMBIA	11/17/17 *	35	2-11	.182	0-2	.000	6-6	1.000	2	6	8	3.3	2	3	2	0	2	10	7.0	
vs Pittsburgh	11/20/17	20	4-5	.800	0-0	.000	2-4	.500	1	1	2	3.0	0	4	0	0	4	10	7.6	
vs Texas A&M	11/21/17	8	0-1	.000	0-0	.000	1-2	.500	0	0	0	2.5	1	0	1	0	0	1	6.5	
ORAL ROBERTS	11/24/17	23	5-9	.556	0-1	.000	4-6	.667	3	2	5	2.9	0	0	1	0	0	14	7.6	
at NC State	11/29/17	22	0-3	.000	0-0	.000	6-6	1.000	1	2	3	2.9	2	1	3	0	1	6	7.4	
at Iowa	12/02/17	8	0-1	.000	0-0	.000	0-0	.000	0	1	1	2.7	0	1	1	0	1	0	6.6	
WISCONSIN	12/4/17	7	0-0	.000	0-0	.000	0-0	.000	0	0	0	2.4	1	1	2	0	0	0	5.9	
<b>Totals</b>		<b>1</b>	<b>179</b>	<b>19-47</b>	<b>.404</b>	<b>0-3</b>	<b>.000</b>	<b>21-28</b>	<b>.750</b>	<b>9</b>	<b>15</b>	<b>24</b>	<b>2.4</b>	<b>12</b>	<b>10</b>	<b>16</b>	<b>0</b>	<b>11</b>	<b>59</b>	<b>5.9</b>

Season	gp-gs	min/avg	Total		3-Point		F-Throws		Rebounds				Scoring							
			fg-fga	pct	fg-fga	pct	ft-fa	pct	off	def	tot	avg	pf	fo	ast	to	blk	stl	pts	avg
2016-17	18-0	120/6.7	9-29	.310	0-9	.000	5-5	1.000	2	11	13	0.7	13	0	6	11	4	7	23	1.3
2017-18	10-1	179/17.9	19-47	.404	0-3	.000	21-28	.750	9	15	24	2.4	12	0	10	16	0	11	59	5.9
<b>TOTAL</b>	<b>28-1</b>	<b>299/10.7</b>	<b>28-76</b>	<b>.368</b>	<b>0-12</b>	<b>.000</b>	<b>26-33</b>	<b>.788</b>	<b>11</b>	<b>26</b>	<b>37</b>	<b>1.3</b>	<b>25</b>	<b>0</b>	<b>16</b>	<b>27</b>	<b>4</b>	<b>18</b>	<b>82</b>	<b>2.9</b>





# TRENT BUTTRICK

# 35

F • 6-8 • 234  
**FRESHMAN**  
**BLOOMINGTON, PA**  
**(COMMUNITY SCHOOL OF NAPLES (FL))**

## AS A FRESHMAN (2017-18)

- Played four minutes vs. Oral Roberts.
- Scored two points vs. Pittsburgh with three rebounds in three minutes of play.
- Saw one minute of action vs. Fairleigh Davidson and pulled down a defensive rebound.

Opponent	Date	gs	min	Total		3-Pointers		Free throws		Rebounds				pf	a	t/o	blk	stl	pts	avg
				fg-fga	pct	3fg-fga	pct	ft-fga	pct	off	def	tot	avg							
FAIRLEIGH DICKINSON	11/12/17	1	0-0	.000	0-0	.000	0-0	.000	0	1	1	1.0	0	0	0	0	0	0	0	0.0
vs Pittsburgh	11/20/17	3	1-2	.500	0-0	.000	0-2	.000	2	1	3	2.0	2	0	1	0	0	2	1.0	
ORAL ROBERTS	11/24/201	4	0-1	.000	0-0	.000	0-0	.000	0	0	0	1.3	0	0	0	0	0	0	0.7	
Totals		0	8	1-3	.333	0-0	.000	0-2	.000	2	2	4	1.3	2	0	1	0	0	2	0.7

### ► BUTTRICK'S CAREER HIGHS

- Points  
 Career ..... 2, vs. Pittsburgh, 11/20/17  
 B1G Career .....
- Rebounds  
 Career ..... 3, vs. Pittsburgh, 11/20/17  
 B1G Career .....
- Assists  
 Career .....
- B1G Career .....
- Blocks  
 Career .....
- B1G Career .....
- Steals  
 Career .....
- B1G Career .....
- Minutes  
 Career ..... 4, vs. Oral Roberts, 11/24/17  
 B1G Career .....
- Field Goals - Made  
 Career ..... 1, vs. Pittsburgh, 11/20/17  
 B1G Career .....
- Field Goals - Attempted  
 Career ..... 2, vs. Pittsburgh, 11/20/17  
 B1G Career .....
- 3-Point Field Goals - Made  
 Career .....
- B1G Career .....
- 3-Point Field Goals - Attempted  
 Career .....
- B1G Career .....
- Free Throws - Made  
 Career .....
- B1G Career .....
- Free Throws - Attempted  
 Career ..... 2, vs. Pittsburgh, 11/20/17  
 B1G Career .....

Season	gp-gs	min/avg	Total		3-Point		F-Throws		Rebounds				Scoring							
			fg-fga	pct	fg-fga	pct	ft-fga	pct	off	def	tot	avg	pf	fo	ast	to	blk	stl	pts	avg
2017-18	3-0	8/2.7	1-3	.333	0-0	.000	0-2	.000	2	2	4	1.3	2	0	0	1	0	0	2	0.7
TOTAL	3-0	8/2.7	1-3	.333	0-0	.000	0-2	.000	2	2	4	1.3	2	0	0	1	0	0	2	0.7



# TONY CARR

# 10

**G • 6-5 • 204**  
**SOPHOMORE**  
**PHILADELPHIA, PA**  
**(ROMAN CATHOLIC)**

## AS A SOPHOMORE (2017-18)

- Second-half offensive production against Wisconsin was 12 points with four field goals and four free throws, finishing with 16 points and 6-6 from the line.
- Had a Big Ten career best with nine rebounds against the Badgers.
- Scored 13 of his 16 points against Hawkeyes in the second half and had career-best nine assists (regulation game) and six rebounds on his final stat line. Went 2-2 from the free throw line with 9 seconds remaining in game.
- Recorded his 11th career game with 20-plus points with 29 at N.C. State with a career best with 12 field goals made and 25 attempted. Pulled down seven rebounds.
- Sparked Nittany Lions by scoring nine of their first 14 points to start the second half against the Wolfpack.
- Scored 21 of his 31 points against No. 16 Texas A&M in the first half, 12 in the final 3:55 of the period.
- Connected on six field goals (6-9) and had four three-pointers, a career best, in Penn State's 85-54 win over Pittsburgh. Fourteen of his points came in the first half and he collected six rebounds and added five assists and a steal to his final stat line
- Averaged 23.5 points over the two games at the Barclays Center as part of the Legends Classic and earned a spot on the Legends Classic All-Tournament Team with Lamar Stevens.
- Missed the Columbia game due to injury, ending a streak of consecutive games played and starts at 36.
- Had seven points in limited action after leaving the Montana game early in the second half with an ankle injury.
- Scored 20 points against Fairleigh Dickinson, including going 9-9 from the free throw line and duplicated his previous game's effort with seven assists. Also added a career-best three steals.
- "Falling" away jumper against FDU Knights to end the half was No. 3 play on ESPN's SportsCenter.
- Opened the 2017-18 season with a team-leading and career-best 33 points vs. Campbell and pulled down nine rebounds and dished out seven assists. Set a career high with 13 free throws made and 15 attempted. Had only one turnover in 35 minutes of play.

### ► CARR'S CAREER HIGHS

Points  
Career ..... 33, vs. Campbell, 11/10/17  
B1G Career ..... 24, vs. Indiana, 1/18/17

Rebounds  
Career ..... 12, vs. Wright State, 12/3/16  
B1G Career ..... 9, vs. Wisconsin, 12/4/17

Assists  
Career ..... 14, at Indiana (3ot), 2/1/17  
..... regulation: 9, at Iowa, 12/2/17  
B1G Career ..... 14, at Indiana (3ot), 2/1/17  
..... regulation: 9, at Iowa, 12/2/17

Blocks  
Career ..... 2, vs. Purdue (ot), 2/21/17  
..... regulation: 1, 7x, last at Iowa, 3/5/17  
B1G Career ..... 2, vs. Purdue (ot), 2/21/17  
..... regulation: 1, 5x, last at Iowa, 3/5/17

Steals  
Career ..... 4, vs. Texas A&M, 11/21/17  
B1G Career 2, 4x, last at Minnesota, 2/25/17

Minutes  
Career ..... 42, at Indiana (3ot), 2/1/17  
..... regulation: 39, 2x, last at Iowa, 12/2/17  
B1G Career ..... 42, at Indiana (3ot) 2/1/17  
..... regulation: 39, at Iowa, 12/2/17

Field Goals - Made  
Career ..... 12, at N.C. State, 11/29/17  
B1G Career ..... 9, vs. Purdue (ot), 2/21/17  
..... regulation: 8, last vs. Ohio State, 2/28/17

Field Goals - Attempted  
Career ..... 25, at N.C. State, 11/29/17  
B1G Career .. 17, 2x, last vs. Purdue, 2/21/17

3-Point Field Goals - Made  
Career ..... 4, vs. Pittsburgh, 11/20/17  
B1G Career 2, 6x, last vs. Ohio State, 2/28/17

3-Point Field Goals - Attempted  
Career ..... 7, at Indiana (3ot), 2/1/17  
regulation: 6, 4x, last at N.C. State, 11/29/17  
B1G Career ..... 7, at Indiana (3ot), 2/1/17  
..... regulation: 6, vs. Ohio State, 2/28/17

Free Throws - Made  
Career ..... 13, vs. Campbell, 11/10/17  
B1G Career ..... 11, vs. Rutgers, 2/4/17

Free Throws - Attempted  
Career ..... 15, vs. Campbell, 11/10/17  
B1G Career ..... 13, vs. Rutgers, 2/4/17

Opponent	Date	gs	min	Total		3-Pointers		Free throws		Rebounds				pf	a	t/o	blk	stl	pts	avg	
				fg-fga	pct	3fg-fga	pct	ft-fa	pct	off	def	tot	avg								
CAMPBELL	11/10/17	*	35	9-23	.391	2-5	.400	13-15	.867	2	7	9	9.0	3	7	1	0	1	33	33.0	
FAIRLEIGH DICKINSON	11/12/17	*	30	5-10	.500	1-2	.500	9-9	1.000	0	4	4	6.5	0	7	2	0	3	20	26.5	
MONTANA	11/15/17	*	19	3-9	.333	1-1	1.000	0-0	.000	1	1	2	5.0	1	2	2	0	0	7	20.0	
vs Pittsburgh	11/20/17	*	26	6-9	.667	4-4	1.000	0-0	.000	0	6	6	5.3	1	5	2	0	1	16	19.0	
vs Texas A&M	11/21/17	*	38	11-20	.550	2-4	.500	7-11	.636	0	1	1	4.4	2	3	2	0	4	31	21.4	
ORAL ROBERTS	11/24/201	*	21	4-5	.800	3-4	.750	2-2	1.000	0	1	1	3.8	3	5	1	0	0	13	20.0	
at NC State	11/29/17	*	39	12-25	.480	2-6	.333	3-4	.750	3	4	7	4.3	5	1	4	0	1	29	21.3	
at Iowa	12/02/17	*	39	5-15	.333	4-6	.667	2-2	1.000	2	4	6	4.5	2	9	2	0	1	16	20.6	
WISCONSIN	12/4/17	*	38	5-22	.227	0-3	.000	6-6	1.000	2	7	9	5.0	3	1	2	1	2	16	20.1	
Totals			9	285	60-138	.435	19-35	.543	42-49	.857	10	35	45	5.0	20	40	18	1	13	181	20.1

Season	gp-gs	min/avg	Total		3-Point		F-Throws		Rebounds				Scoring							
			fg-fga	pct	fg-fga	pct	ft-fa	pct	off	def	tot	avg	pf	fo	ast	to	blk	stl	pts	avg
2016-17	33-33	1084/32.8	141-374	.377	33-103	.320	121-157	.771	22	136	158	4.8	73	1	139	86	9	22	436	13.2
2017-18	9-9	285/31.7	60-138	.435	19-35	.543	42-49	.857	10	35	45	5.0	20	1	40	18	1	13	181	20.1
TOTAL	42-42	1369/32.6	201-512	.393	52-138	.377	163-206	.791	32	171	203	4.8	93	2	179	104	10	35	617	14.7

# 33



# SHEP GARNER

**G • 6-2 • 196**  
**SENIOR**  
**CHESTER, PA**  
**(ROMAN CATHOLIC)**

## AS A SENIOR (2017-18)

- Scored 12 of his 13 points vs. Wisconsin in the second half for his 65th career game with 10 or more points and sixth this season.
- Sparked the Nittany Lion comeback with back-to-back jumpers and then a triple to put the Nittany Lions within three points with 1:53 left in the game.
- Connected on four three-pointers in Iowa victory for 12 points. Two three-pointers in first half helped give Nittany Lions a 14-4 lead to start the game.
- Scored 10 points off four field goals, including two three-pointers at N.C. State.
- One of six Nittany Lions to score in double figures vs. Pittsburgh. Had 13 points in Legends Classic game at Barclays Center off 5-10 shooting with three treys.
- Suffered a broken nose vs. Montana game and wore a protective mask for Columbia game. Had 16 points in 16 minutes by halftime and added 10 more points for a game-high 26 on a career-best tying 10 field goals made.
- Expected to wear the protective mask for about a month, has removed it depending on comfort level.
- Ranks fourth on the Penn State all-time career list for three-point baskets made with 240. Currently 11th on the NCAA active career list for made three pointers.
- Now has 1,276 career points for 18th on the Penn State all-time career scoring list. Connected on four three-pointers against Montana for 12 points. Nailed two back to back to help give Penn State some breathing room late in the second half. Also had three assists.
- Collided with teammate Nazeer Bostick and, it would later be determined, broke his nose, but continued to play in the game against the Grizzlies.
- Played in his 100th career game in the season opener vs. Campbell.

## ► GARNER'S CAREER HIGHS

**Points**  
 Career ..... 30, at Boston College, 12/2/15  
 B1G Career ..... 24, vs. Rutgers, 2/4/2017

**Rebounds**  
 Career ..... 8, at Minnesota, 2/25/17  
 B1G Career ..... 8, at Minnesota, 2/25/17

**Assists**  
 Career ..... 8, vs. Radford, 11/24/15  
 B1G Career ..... 7, vs. Northwestern, 3/3/16

**Blocks**  
 Career ..... 1, 12x, last at Minnesota, 2/25/17  
 B1G Career ..... 1, 7x, last at Minnesota, 2/25/17

**Steals**  
 Career ..... 4, 3x, last at Minnesota, 2/25/17  
 B1G Career ..... 4, at Minnesota, 2/25/17

**Minutes**  
 Career ..... 50, at Indiana (3ot), 2/1/17  
 regulation: 40, at Boston College, 12/2/15  
 B1G Career ..... 50, at Indiana (3ot), 2/1/17  
 regulation: 40, Northwestern, 3/3/16

**Field Goals - Made**  
 Career ..... 10, 2x, last vs. Columbia, 11/17/17  
 B1G Career ..... 9, vs. Rutgers, 2/4/17

**Field Goals - Attempted**  
 Career ..... 20, vs. Colorado, 12/22/15  
 B1G Career .. 18, 3x, last vs. Ohio State, 2/28/17

**3-Point Field Goals - Made**  
 Career ..... 8, at Boston College, 12/2/15  
 B1G Career .... 5, 4x, last vs. Ohio State, 2/28/17

**3-Point Field Goals - Attempted**  
 Career ..... 14, vs. Ohio State, 2/28/17  
 B1G Career ..... 14, vs. Ohio State, 2/28/17

**Free Throws - Made**  
 Career ..... 8, 2x, last vs. Colorado, 12/22/15  
 B1G Career ..... 7, vs. Northwestern, 3/3/16

**Free Throws - Attempted**  
 Career ..... 9, 2x, last vs. Illinois (2ot), 3/6/16  
 regulation: 8, 3x, last vs. Northwestern, 12/27/16  
 B1G Career ..... 9, vs. Illinois (2ot), 3/6/16  
 regulation: 8, 3x, last vs. Northwestern, 12/27/16

Opponent	Date	gs	min	Total		3-Pointers		Free throws		Rebounds					pts	avg					
				fg-fga	pct	3fg-fga	pct	ft-fa	pct	off	def	tot	avg	pf			a	t/o	blk	stl	
CAMPBELL	11/10/17	*	35	2-9	.222	2-8	.250	2-2	1.000	1	1	2	2.0	1	3	0	0	1	8	8.0	
FAIRLEIGH DICKINSON	11/12/17	*	25	0-7	.000	0-6	.000	0-0	.000	1	1	2	2.0	3	1	2	0	2	0	4.0	
MONTANA	11/15/17	*	32	4-7	.571	4-7	.571	0-2	.000	0	5	5	3.0	1	3	1	0	0	12	6.7	
COLUMBIA	11/17/17	*	39	10-18	.556	5-11	.455	1-2	.500	0	1	1	2.5	1	1	1	0	3	26	11.5	
vs Pittsburgh	11/20/17	*	26	5-10	.500	3-8	.375	0-0	.000	0	3	3	2.6	1	2	1	0	0	13	11.8	
vs Texas A&M	11/21/17	*	26	2-7	.286	2-7	.286	0-0	.000	0	2	2	2.5	1	1	2	0	1	6	10.8	
ORAL ROBERTS	11/24/201	*	22	2-7	.286	2-7	.286	0-0	.000	0	0	0	2.1	2	0	0	0	1	6	10.1	
at NC State	11/29/17	*	23	4-8	.500	2-6	.333	0-0	.000	0	1	1	2.0	4	1	1	0	1	10	10.1	
at Iowa	12/02/17	*	27	4-7	.571	4-6	.667	0-0	.000	0	2	2	2.0	4	2	4	0	1	12	10.3	
WISCONSIN	12/4/17	*	33	3-7	.429	1-4	.250	6-7	.857	1	1	2	2.0	3	1	2	0	2	13	10.6	
Totals			10	288	36-87	.414	25-70	.357	9-13	.692	3	17	20	2.0	21	15	14	0	12	106	10.6

Season	gp-gs	min/avg	Total		3-Point		F-Throws			Rebounds					Scoring					
			fg-fga	pct	fg-fga	pct	ft-fa	pct	off	def	tot	avg	pf	fo	ast	to	blk	stl	pts	avg
2014-15	34-33	979/28.8	104-286	.364	59-175	.337	46-58	.793	17	75	92	2.7	69	2	77	48	2	33	313	9.2
2015-16	32-32	1127/35.2	149-390	.382	75-205	.366	101-129	.783	9	94	103	3.2	59	1	109	65	7	42	474	14.8
2016-17	33-29	1058/32.1	133-351	.379	82-230	.357	48-63	.762	13	80	93	2.8	61	1	79	61	3	41	396	12.0
2017-18	10-10	288/28.8	36-87	.414	25-70	.357	9-13	.692	3	17	20	2.0	21	0	15	14	0	12	106	10.6
TOTAL	109-104	3452/31.7	422-1114	.379	241-680	.354	204-263	.776	42	266	308	2.8	210	4	280	188	12	128	1289	11.8



# JOHN HARRAH

# 21

F • 6-9 • 243  
FRESHMAN  
WALLINGFORD, PA  
(STRATH HAVEN)

## AS A FRESHMAN (2017-18)

- Has seen action in seven games this season with seven minutes in both Fairleigh Dickinson (11-12) and Oral Roberts (11-24) games. Had a productive three minutes in Iowa win and was on the court for two minutes against Wisconsin.
- Went 2-2 from the field against Golden Eagles (11-24) and tied career-best two rebounds.
- Put back a teammate's missed shot against Fairleigh Dickinson for his first career points as a Nittany Lion. Finished with two offensive rebounds and a steal.
- Played one minute in the season opener vs. Campbell and had one personal foul.

Opponent	Date	gs	min	Total		3-Pointers		Free throws		Rebounds				pf	a	t/o	blk	stl	pts	avg
				fg-fga	pct	3fg-fga	pct	ft-fa	pct	off	def	tot	avg							
CAMPBELL	11/10/17	1		0-0	.000	0-0	.000	0-0	.000	0	0	0	0.0	1	0	0	0	0	0	0.0
FAIRLEIGH DICKINSON	11/12/17	7		1-1	1.000	0-0	.000	0-0	.000	2	0	2	1.0	2	0	1	0	1	2	1.0
vs Pittsburgh	11/20/17	5		2-3	.667	0-0	.000	0-1	.000	1	0	1	1.0	0	0	0	0	0	4	2.0
vs Texas A&M	11/21/17	2		0-0	.000	0-0	.000	0-0	.000	0	0	0	0.8	1	0	1	0	0	0	1.5
ORAL ROBERTS	11/24/17	7		2-2	1.000	0-0	.000	0-0	.000	1	1	2	1.0	0	0	0	0	0	4	2.0
at Iowa	12/02/17	3		0-0	.000	0-0	.000	0-0	.000	0	0	0	0.8	2	0	0	0	0	0	1.7
WISCONSIN	12/4/17	2		0-0	.000	0-0	.000	0-0	.000	0	0	0	0.7	0	0	0	0	0	0	1.4
Totals		0	27	5-6	.833	0-0	.000	0-1	.000	4	1	5	0.7	6	0	2	0	1	10	1.4

## ► HARRAH'S CAREER HIGHS

Points  
Career ..... 4, 2x, last vs. Oral Roberts, 11/24/17  
B1G .....

Rebounds  
Career ..... 2, 2x, last vs. Oral Roberts, 11/24/17  
B1G .....

Assists  
Career .....  
B1G .....

Blocks  
Career .....  
B1G .....

Steals  
Career ..... 1, vs. Fairleigh Dickinson, 11/12/17  
B1G ..... 1, 3x, last at Iowa, 2/3/16

Minutes  
Career ..... 7, 2x, last vs. Oral Roberts, 11/24/17  
B1G ..... 3, at Iowa, 12/2/17

Field Goals - Made  
Career ..... 2, 2x, last vs. Oral Roberts, 11/24/17  
B1G .....

Field Goals - Attempted  
Career ..... 3, vs. Pittsburgh, 11/20/17  
B1G .....

3-Point Field Goals - Made  
Career .....  
B1G .....

3-Point Field Goals - Attempted  
Career .....  
B1G .....

Free Throws - Made  
Career .....  
B1G .....

Free Throws - Attempted  
Career ..... 1, vs. Pittsburgh, 11/20/17  
B1G .....

Season	gp-gs	min/avg	Total		3-Point		F-Throws		Rebounds				Scoring							
			fg-fga	pct	fg-fga	pct	ft-fa	pct	off	def	tot	avg	pf	fo	ast	to	blk	stl	pts	avg
2017-18	7-0	27/3.9	5-6	.833	0-0	.000	0-1	.000	4	1	5	0.7	6	0	0	2	0	1	10	1.4
TOTAL	7-0	27/3.9	5-6	.833	0-0	.000	0-1	.000	4	1	5	0.7	6	0	0	2	0	1	10	1.4

# 22



# GRANT HAZLE

F • 6-5 • 192  
SOPHOMORE  
KINGWOOD, TEXAS  
(WESTBURY CHRISTIAN)

### AS A SOPHOMORE (2017-18)

- Played two minutes against Oral Roberts.
- As a native of the Houston area, fittingly made the final basket in the One America Appeal Hurricane Relief exhibition game vs. Lafayette.

Opponent	Date	gs	min	Total		3-Pointers		Free throws		Rebounds				pf	a	t/o	blk	stl	pts	avg
				fg-fga	pct	3fg-fga	pct	ft-fa	pct	off	def	tot	avg							
ORAL ROBERTS	11/24/201	2		0-0	.000	0-0	.000	0-0	.000	0	0	0	0.0	0	0	0	0	0	0	0.0
Totals		0	2	0-0	.000	0-0	.000	0-0	.000	0	0	0	0.0	0	0	0	0	0	0	0.0

Continued 4

Season	gp-gs	min/avg	Total		3-Point		F-Throws		Rebounds				Scoring								
			fg-fga	pct	fg-fga	pct	ft-fa	pct	off	def	tot	avg	pf	fo	ast	to	blk	stl	pts	avg	
2016-17	5-0	2/0.4	1-2	.500	0-0	.000	0-0	.000	0	0	0	0.0	0	0	0	0	0	0	0	2	0.4
2017-18	1-0	2/2.0	0-0	.000	0-0	.000	0-0	.000	0	0	0	0.0	0	0	0	0	0	0	0	0	0.0
TOTAL	6-0	4/0.7	1-2	.500	0-0	.000	0-0	.000	0	0	0	0.0	0	0	0	0	0	0	2	0.3	



# JULIAN MOORE

# 44

F • 6-10 • 248  
**GRADUATE STUDENT**  
**PHILADELPHIA, PA**  
**(GERMANTOWN ACADEMY)**

## AS A GRADUATE STUDENT (2017-18)

- Pulled down two rebounds, had a point and a blocked shot vs. Wisconsin.
- Played only five minutes at N.C. State and had a key rebound in three minutes at Iowa.
- Played 14 minutes vs. Pittsburgh (11-20) and went 2-2 from the field for four points. Collected four rebounds vs. Panthers as well.
- Inserted back into the starting lineup vs. Columbia and had three rebounds in nine minutes of action.
- Played a combined 11 minutes between Fairleigh Dickinson and Montana. Had three rebounds vs. Grizzlies.
- Earned a start in the season opener vs. Campbell and contributed eight points, six rebounds and had a block in 27 minutes.

Opponent	Date	gs	min	Total		3-Pointers		Free throws		Rebounds				pts	avg						
				fg-fga	pct	3fg-fga	pct	ft-fa	pct	off	def	tot	avg			pf	a	l/o	blk	stl	
CAMPBELL	11/10/17	*	27	2-5	.400	0-0	.000	4-6	.667	4	2	6	6.0	1	0	1	1	0	8	8.0	
FAIRLEIGH DICKINSON	11/12/17		2	0-0	.000	0-0	.000	0-0	.000	0	0	0	3.0	2	0	0	0	0	0	4.0	
MONTANA	11/15/17		9	1-2	.500	0-0	.000	0-0	.000	0	3	3	3.0	0	0	0	1	1	2	3.3	
COLUMBIA	11/17/17	*	9	0-0	.000	0-0	.000	0-0	.000	1	2	3	3.0	1	0	3	1	0	0	2.5	
vs Pittsburgh	11/20/17		14	2-2	1.000	0-0	.000	0-0	.000	2	2	4	3.2	1	0	2	0	0	4	2.8	
vs Texas A&M	11/21/17		6	1-2	.500	0-0	.000	0-0	.000	0	0	0	2.7	0	0	0	0	0	2	2.7	
ORAL ROBERTS	11/24/17		13	1-3	.333	0-0	.000	0-0	.000	0	0	0	2.3	1	1	0	1	1	2	2.6	
at NC State	11/29/17		5	0-0	.000	0-0	.000	0-0	.000	1	1	2	2.3	0	0	1	1	0	0	2.3	
at Iowa	12/02/17		3	0-0	.000	0-0	.000	0-0	.000	0	1	1	2.1	0	0	0	1	0	0	2.0	
WISCONSIN	12/4/17		5	0-1	.000	0-0	.000	1-2	.500	2	0	2	2.1	0	0	0	1	0	1	1.9	
<b>Totals</b>			<b>2</b>	<b>93</b>	<b>7-15</b>	<b>.467</b>	<b>0-0</b>	<b>.000</b>	<b>5-8</b>	<b>.625</b>	<b>10</b>	<b>11</b>	<b>21</b>	<b>2.1</b>	<b>6</b>	<b>1</b>	<b>7</b>	<b>7</b>	<b>2</b>	<b>19</b>	<b>1.9</b>

## ► MOORE'S CAREER HIGHS

**Points**  
 Career ..... 16, vs. Radford, 11/20/15  
 B1G Career ..... 13, vs. Michigan State, 1/20/16

**Rebounds**  
 Career ..... 10, vs. Wisconsin, 1/21/16  
 B1G Career ..... 10, vs. Wisconsin, 1/21/16

**Assists**  
 Career ..... 2, 2x, last vs. Wright State, 12/3/16  
 B1G Career ..... 1, 8x, last at Minnesota, 2/25/17

**Blocks**  
 Career ..... 4, vs. Kent State, 12/23/15  
 B1G Career .. 2, 9x, last vs. Purdue (ot), 2/21/17

**Steals**  
 Career ..... 2 at Purdue, 1/21/17  
 B1G Career ..... 2 at Purdue, 1/21/17

**Minutes**  
 Career ..... 34, vs. Wisconsin, 1/21/16  
 B1G Career ..... 34, vs. Wisconsin, 1/21/16

**Field Goals - Made**  
 Career ..... 7, vs. Radford, 11/20/15  
 B1G Career ..... 4, 3x, last at Indiana (ot), 2/1/17

**Field Goals - Attempted**  
 Career ..... 11, vs. Radford, 11/20/15  
 B1G Career ..... 7, at Illinois, 1/31/15

**3-Point Field Goals - Made**  
 Career ..... 1, vs. Wisconsin, 2/18/15  
 B1G Career ..... 1, vs. Wisconsin, 2/18/15

**3-Point Field Goals - Attempted**  
 Career ..... 1, 3x, last vs. Bucknell, 11/28/15  
 B1G Career ..... 1, vs. Wisconsin, 2/18/15

**Free Throws - Made**  
 Career ..... 6, vs. Canisius, 12/10/15  
 B1G Career ..... 5, 2x, last vs. Maryland, 2/7/17

**Free Throws - Attempted**  
 Career ..... 7, vs. Michigan State, 1/10/16  
 B1G Career ..... 7, vs. Michigan State, 1/10/16

Season	gp-gs	min/avg	Total		3-Point		F-Throws		Rebounds				Scoring							
			fg-fga	pct	fg-fga	pct	ft-fa	pct	off	def	tot	avg	pf	fo	ast	to	blk	stl	pts	avg
2013-14	7-0	68/9.7	2-6	.333	0-0	.000	4-4	1.000	1	10	11	1.6	12	1	1	0	3	2	8	1.1
2014-15	33-1	250/7.6	21-40	.525	1-1	1.000	7-18	.389	18	36	54	1.6	34	0	1	17	12	3	50	1.5
2015-16	31-12	480/15.5	41-92	.446	0-2	.000	37-55	.673	30	72	102	3.3	53	0	7	19	17	8	119	3.8
2016-17	32-9	476/14.9	35-76	.461	0-0	.000	19-27	.704	38	57	95	3.0	63	1	11	27	24	8	89	2.8
2017-18	10-2	93/9.3	7-15	.467	0-0	.000	5-8	.625	10	11	21	2.1	6	0	1	7	7	2	19	1.9
<b>TOTAL</b>	<b>113-24</b>	<b>1367/12.1</b>	<b>106-229</b>	<b>.463</b>	<b>1-3</b>	<b>.333</b>	<b>72-112</b>	<b>.643</b>	<b>97</b>	<b>186</b>	<b>283</b>	<b>2.5</b>	<b>168</b>	<b>2</b>	<b>21</b>	<b>70</b>	<b>63</b>	<b>23</b>	<b>285</b>	<b>2.5</b>



# TAYLOR NUSSBAUM

# 20

F • 6-5 • 192  
 SOPHOMORE  
 KINGWOOD, TEXAS  
 (WESTBURY CHRISTIAN)

## AS A FRESHMAN (2017-18)

- Saw action in the Oral Roberts game (11-24)
- Walk-on member of the Nittany Lion basketball team who joined the squad this fall.

Opponent	Date	gs		Total		3-Pointers		Free throws		Rebounds				Other				Scoring			
		min	fg-fga	pct	3fg-fga	pct	ft-fga	pct	off	def	tot	avg	pf	a	t/o	blk	stl	pts	avg		
ORAL ROBERTS	11/24/2017	1	0-0	.000	0-0	.000	0-0	.000	0-0	.000	0	0	0	0.0	0	0	0	0	0	0	0.0
Totals		0	0-0	.000	0-0	.000	0-0	.000	0-0	.000	0	0	0	0.0	0	0	0	0	0	0	0.0

Season	gp-gs	min/avg	Total		3-Point		F-Throws		Rebounds				Other				Scoring				
			fg-fga	pct	fg-fga	pct	ft-fga	pct	off	def	tot	avg	pf	fo	ast	to	blk	stl	pts	avg	
2017-18	1-0	1/1.0	0-0	.000	0-0	.000	0-0	.000	0	0	0	0.0	0	0	0	0	0	0	0	0	0.0
TOTAL	1-0	1/1.0	0-0	.000	0-0	.000	0-0	.000	0	0	0	0.0	0	0	0	0	0	0	0	0	0.0



# SATCHEL PIERCE

# 3

F • 7-0 • 255  
**JUNIOR**  
**BARBERTON, OH**  
**(THE KISKI SCHOOL/  
 VIRGINIA TECH)**

## AS A JUNIOR (2017-18)

- Has played in nine games this season, averaging 10.9 minutes per contest. Had two points in 10 minutes on the court at N.C. State.
- Pulled down six rebounds in 14 minutes against Oral Roberts (11-24).
- Grabbed a key steal in game vs. No. 16 Texas A&M.
- Recorded third career double-figure scoring game with 11 points (2-5 FG) and career-best 7 made free throws vs. Columbia (11-17) in 15 minutes.
- Had a Penn State-best five rebounds vs. Campbell.
- Seeing first action in 2017-18 after sitting out the 2016-17 season to satisfy NCAA transfer requirements.

### ► PIERCE'S CAREER HIGHS

**Points**  
 Career ..... 13, vs. Miami (Fla.) 3/7/2015  
 Penn State ..... 11, vs. Columbia, 11/17/17  
 B1G .....

**Rebounds**  
 Career ..... 7, vs. Northwestern (ot), 12/2/2015  
 Penn State ..... 6, vs. Oral Roberts, 11/24/17  
 B1G .....

**Assists**  
 Career ..... 3 at Louisville, 1/13/2015  
 Penn State ..... 1, vs. Montana, 11/15/17  
 B1G .....

**Blocks**  
 Career .... 2, 7x, last vs. Alabama State, 11/14/2015  
 Penn State ..... 1, vs. Montana, 11/15/17  
 B1G .....

**Steals**  
 Career ..... 1, 9x, last vs. Texas A&M, 11/21/17  
 Penn State .....  
 B1G .....

**Minutes**  
 Career ..... 31 vs. Duke, 2/25/2015  
 Penn State ..... 15, vs. Columbia, 11/17/17  
 B1G .....

**Field Goals - Made**  
 Career ..... 5, 2x, last vs. Miami (Fla.), 3/7/2015  
 Penn State ..... 2, 2x, last vs. Texas A&M, 11/24/17  
 B1G .....

**Field Goals - Attempted**  
 Career ..... 8, vs. Miami (Fla.), 3/7/2015  
 Penn State ..... 5, vs. Columbia, 11/17/17  
 B1G .....

**3-Point Field Goals - Made**  
 Career .....  
 B1G .....

**3-Point Field Goals - Attempted**  
 Career ..... 1, vs. Columbia, 11/17/17  
 B1G .....

**Free Throws - Made**  
 Career ..... 7, vs. Columbia, 11/17/17  
 B1G .....

**Free Throws - Attempted**  
 Career ..... 8, vs. Columbia, 11/17/17  
 B1G .....

Opponent	Date	gs	min	Total		3-Pointers		Free throws		Rebounds				pf	a	t/o	blk	stl	pts	avg
				fg-fga	pct	3fg-fga	pct	ft-fa	pct	off	def	tot	avg							
CAMPBELL	11/10/17	11	0-0	.000	0-0	.000	4-6	.667	1	4	5	5.0	1	0	0	0	0	0	4	4.0
FAIRLEIGH DICKINSON	11/12/17	11	0-4	.000	0-0	.000	0-1	.000	2	1	3	4.0	3	0	3	0	0	0	0	2.0
MONTANA	11/15/17	11	1-3	.333	0-0	.000	0-0	.000	1	1	2	3.3	3	1	0	1	0	2	2.0	
COLUMBIA	11/17/17	15	2-5	.400	0-1	.000	7-8	.875	1	2	3	3.3	2	0	2	0	0	11	4.3	
vs Pittsburgh	11/20/17	10	0-1	.000	0-0	.000	2-5	.400	0	1	1	2.8	3	1	1	0	0	2	3.8	
vs Texas A&M	11/21/17	11	2-2	1.000	0-0	.000	0-0	.000	1	2	3	2.8	2	0	2	0	1	4	3.8	
ORAL ROBERTS	11/24/17	14	1-3	.333	0-0	.000	2-4	.500	3	3	6	3.3	3	0	1	0	0	4	3.9	
at NC State	11/29/17	10	1-2	.500	0-0	.000	0-0	.000	0	0	0	2.9	2	0	0	0	0	2	3.6	
at Iowa	12/02/17	5	0-1	.000	0-0	.000	0-0	.000	1	1	2	2.8	3	0	1	0	0	0	3.2	
<b>Totals</b>		0	98	7-21	.333	0-1	.000	15-24	.625	10	15	25	2.8	22	2	10	1	1	29	3.2

YEAR	GP-GS	MIN/AVG	TOTAL		3-POINT		REBOUNDS				AVG	PF	FO	A	TO	BLK	STL	PTS	AVG	
			FG-FGA	PCT	FG-FGA	PCT	FT-FTA	PCT	OFF	DEF										TOT
2014-15*	31-7	428/13.8	39-81	.481	0-0	.000	21-33	.636	35	39	74	2.4	84	4	14	39	23	6	99	3.2
2015-16*	20-0	124/6.2	12-19	.632	0-0	.000	8-10	.800	9	17	26	1.3	28	0	6	10	4	3	32	1.6
2017-18	9-0	98/10.9	7-21	.333	0-1	.000	15-24	.625	10	15	25	2.9	22	0	2	10	1	1	29	3.2
<b>TOTAL</b>	<b>60-7</b>	<b>651/10.9</b>	<b>58-121</b>	<b>.479</b>	<b>0-1</b>	<b>.000</b>	<b>44-67</b>	<b>.657</b>	<b>54</b>	<b>71</b>	<b>125</b>	<b>2.1</b>	<b>131</b>	<b>4</b>	<b>22</b>	<b>58</b>	<b>28</b>	<b>10</b>	<b>160</b>	<b>2.7</b>

\*at Virginia Tech





# JOSH REAVES

# 23

G • 6-4 • 210  
**JUNIOR**  
**FAIRFAX, VA**  
**(OAK HILL ACADEMY)**

## AS A JUNIOR (2017-18)

- Assist leader against Wisconsin and had seven points and four blocks against the Badgers.
- In a minute (4:05 mark in the second half) vs. Wisconsin, Reaves made two free throws, blocked two shots, grabbed an offensive rebound on the other end and dunked the ball to bring Penn State within six points.
- Contributed eight points and three assists on the offensive end at Iowa and was a force on the defensive end. Had two critical steals vs. Hawkeyes.
- Has five double-figure scoring games in 2017-18 and scored nine points at N.C. State with a game-high five assists.
- Returned to starting lineup vs. Pittsburgh and had 10 points, for his fourth-straight double-figure game, including two three-pointers, five rebounds and three steals.
- Leads the Big Ten in both total steals and steals per game and ranks 13th in the nation in steals per game with 2.71 and 14th in total steals with 19.
- Second among starters with a field goal percentage of 52.5.
- Missed the Columbia game with an ankle injury.
- Had double figures in points with 12 against Montana.
- One of five Nittany Lions to score in double figures against Fairleigh Dickinson with 17. Pulled down a game-high nine rebounds and had four assists and four steals.
- Scored 15 points in the opener against Campbell with eight rebounds and three steals. Made career-best seven free throws on eight trips to the line.

## ► REAVES' CAREER HIGHS

Points	Career ..... 25, at Iowa, 3/5/17
B1G Career	..... 25, at Iowa, 3/5/17
Rebounds	Career ..... 10, vs. Canisius, 12/10/15
B1G Career	..... 8, vs. Minnesota, 1/14/17
Assists	Career ..... 7, vs. Canisius, 12/10/15
B1G Career	..... 6, vs. Michigan State, 1/17/17
Blocks	Career ..... 3, 4x, last vs. Illinois, 1/28/17
B1G Career	..... 3, 4x, last vs. Illinois, 1/28/17
Steals	Career ..... 5, 3x, last vs. Purdue, 2/21/17
B1G Career	..... 5, 2x, last vs. Purdue, 2/21/17
Minutes	Career ... 37, 2x, last vs. Northwestern, 12/27/16
B1G Career	..... 37, vs. Northwestern, 12/27/16
Field Goals - Made	Career ..... 10, at Iowa, 3/5/17
B1G Career	..... 10, at Iowa, 3/5/17
Field Goals - Attempted	Career ..... 16, vs. Northwestern, 12/27/16
B1G Career	..... 16, vs. Northwestern, 12/27/16
3-Point Field Goals - Made	Career ..... 4, at Purdue, 1/21/17
B1G Career	..... 4, at Purdue, 1/21/17
3-Point Field Goals - Attempted	Career ..... 6, 2x, last vs. at Purdue, 1/21/17
B1G Career	..... 6, 2x, last vs. at Purdue, 1/21/17
Free Throws - Made	Career ..... 7, vs. Campbell, 11/10/17
B1G Career	..... 5, 2x, last vs. Minnesota, 1/14/17
Free Throws - Attempted	Career ..... 8, 3x, last vs. Montana, 11/15/17
B1G Career	..... 8, at Minnesota, 1/14/17

Opponent	Date	gs	min	Total		3-Pointers		Free throws		Rebounds				pf	a	t/o	blk	stl	pts	avg	
				fg-fga	pct	3fg-fga	pct	ft-fa	pct	off	def	tot	avg								
CAMPBELL	11/10/17	*	31	4-11	.364	0-3	.000	7-8	.875	3	5	8	8.0	2	1	4	1	3	15	15.0	
FAIRLEIGH DICKINSON	11/12/17	*	30	7-10	.700	2-3	.667	1-2	.500	3	6	9	8.5	4	4	3	1	4	17	16.0	
MONTANA	11/15/17	*	33	4-6	.667	0-2	.000	4-8	.500	0	2	2	6.3	2	1	0	1	0	12	14.7	
vs Pittsburgh	11/20/17	*	21	4-8	.500	2-4	.500	0-0	.000	2	3	5	6.0	1	0	2	0	3	10	13.5	
vs Texas A&M	11/21/17	*	32	2-5	.400	1-4	.250	2-2	1.000	1	1	2	5.2	5	4	0	1	4	7	12.2	
ORAL ROBERTS	11/24/17	*	21	4-6	.667	2-4	.500	0-0	.000	0	2	2	4.7	1	3	0	1	4	10	11.8	
at NC State	11/29/17	*	27	4-6	.667	1-1	1.000	0-0	.000	3	2	5	4.7	5	5	0	1	1	9	11.4	
at Iowa	12/02/17	*	31	3-9	.333	2-5	.400	0-0	.000	1	2	3	4.5	4	3	0	1	2	8	11.0	
WISCONSIN	12/4/17	*	35	2-5	.400	1-3	.333	2-2	1.000	1	2	3	4.3	4	5	0	4	0	7	10.6	
Totals			9	261	34-66	.515	11-29	.379	16-22	.727	14	25	39	4.3	28	26	9	11	21	95	10.6

Season	gp-gs	min/avg	Total		3-Point		F-Throws		Rebounds				Scoring							
			fg-fga	pct	fg-fga	pct	ft-fa	pct	off	def	tot	avg	pf	fo	ast	to	blk	stl	pts	avg
2015-16	26-20	620/23.8	66-176	.375	3-39	.077	31-41	.756	34	62	96	3.7	68	2	50	36	23	36	166	6.4
2016-17	28-23	759/27.1	81-181	.448	19-59	.322	34-48	.708	37	75	112	4.0	84	3	59	54	21	60	215	7.7
2017-18	9-9	261/29.0	34-66	.515	11-29	.379	16-22	.727	14	25	39	4.3	28	2	26	9	11	21	95	10.6
TOTAL	63-52	1640/26.0	181-423	.428	33-127	.260	81-111	.730	85	162	247	3.9	180	7	135	99	55	117	476	7.6



# LAMAR STEVENS

# 11

F • 6-7 • 218  
**SOPHOMORE**  
**PHILADELPHIA, PA**  
**(ROMAN CATHOLIC)**

## AS A SOPHOMORE (2017-18)

- Second on the team in scoring (14.1) and rebounding average (6.6).
- Has the longest streak of games started among current members of Nittany Lion roster with 43 (10 in 2017-18 and 33 in 2016-17).
- Had six rebounds, four points and three assists vs. Wisconsin.
- Leading scorer with 22 points in Iowa victory despite sitting for significant minutes with three fouls in second half.
- Perfect 2-2 from beyond the arc and had 12 points in the first half vs. Hawkeyes. Finished with 22, his eighth career game with 20 or more points.
- Second on the team in free throw percentage at 82.0 and went a perfect 6-6 from the line vs. Hawkeyes, including 2-2 with four seconds remaining in the game
- Scored all 13 of his points against N.C. State in the second half and collected six of his eight rebounds (one shy of his career best) in the second period.
- Tied his career best for points in a regulation game with 25 vs. No. 16 Texas A&M.
- Had team-high eight rebounds vs. Pittsburgh and had two steals vs. Panthers.
- Joined teammate Tony Carr on the Legends Classic All-Tournament Team after averaging 17.5 points per game in the two games at the Barclays Center.
- Led Penn State in scoring and rebounding as well as steals vs. Montana.
- Had a skein of five-straight double-figure scoring games, with 25 points (8-14 FG), including 8 free throws, against Montana. Added two blocks to his stat line vs. Grizzlies.

## ► STEVENS' CAREER HIGHS

**Points**  
 Career .....26, at Indiana (3ot), 2/1/17  
 regulation: 25, 3x, last vs. Texas A&M, 11/21/17  
 B1G Career .....26, at Indiana (3ot), 2/1/17  
 regulation: 25, vs. Maryland, 2/7/17

**Rebounds**  
 Career .....9, 2x last at Michigan, 1/4/17  
 B1G Career .....9, at Michigan, 1/4/17

**Assists**  
 Career .....5, 2x, last vs. Texas A&M, 11/21/17  
 B1G Career .....4, at Iowa, 3/5/17

**Blocks**  
 Career .....3, vs. Duke, 11/19/16  
 B1G Career .....2, 3x, last at Iowa, 12/2/17

**Steals**  
 Career .....3, 2x, last vs. Ohio State, 2/28/17  
 B1G Career .....3, 2x, last vs. Ohio State, 2/28/17

**Minutes**  
 Career .....42, at Indiana (3ot), 2/1/17  
 regulation: 38, vs. Montana, 11/15/17  
 B1G Career .....42, at Indiana (3ot), 2/1/17  
 regulation: 36, 2x, last at Minnesota, 2/25/17

**Field Goals - Made**  
 Career .....9, at Indiana (3ot), 2/1/17  
 regulation: 8, 4x, last vs. Montana, 11/15/17  
 B1G Career .....9, at Indiana (3ot), 2/1/17  
 regulation: 8, 2x, last at Illinois, 2/11/17

**Field Goals - Attempted**  
 Career .....20, vs. Purdue (ot), 2/21/17  
 regulation: 16, vs. Grand Canyon, 11/15/16  
 B1G Career .....20, vs. Purdue (ot), 2/21/17  
 regulation: 15, 3x, last at Minnesota, 2/25/17

**3-Point Field Goals - Made**  
 Career .....2, 3x, last at Iowa, 12/2/17  
 B1G Career .....2, 3x, last at Iowa, 12/2/17

**3-Point Field Goals - Attempted**  
 Career .....5, vs. Purdue (ot), 2/21/17  
 regulation: 5, vs. Columbia, 11/17/17  
 B1G Career .....5, vs. Purdue, 2/21/17  
 regulation: 4, at Iowa, 12/2/17

**Free Throws - Made**  
 Career .....12, vs. Duquesne, 11/13/16  
 B1G Career .....8, vs. Maryland, 2/7/17

**Free Throws - Attempted**  
 Career .....13, vs. Duquesne, 11/13/16  
 B1G Career .....12, vs. Maryland, 2/7/17

Opponent	Date	gs	min	Total		3-Pointers		Free throws		Rebounds				Other				pts	avg		
				fg-fga	pct	3fg-fga	pct	ft-fa	pct	off	def	tot	avg	pf	a	t/o	blk			stl	
CAMPBELL	11/10/17	*	28	2-7	.286	1-2	.500	3-4	.750	1	5	6	6.0	5	0	6	2	0	8	8.0	
FAIRLEIGH DICKINSON	11/12/17	*	33	5-11	.455	0-1	.000	2-2	1.000	1	6	7	6.5	0	4	3	1	2	12	10.0	
MONTANA	11/15/17	*	38	8-14	.571	1-2	.500	8-9	.889	1	6	7	6.7	2	2	5	2	2	25	15.0	
COLUMBIA	11/17/17	*	28	6-14	.429	2-5	.400	0-2	.000	4	2	6	6.5	3	2	2	0	1	14	14.8	
vs Pittsburgh	11/20/17	*	26	4-11	.364	0-4	.000	2-2	1.000	1	7	8	6.8	1	2	1	2	0	10	13.8	
vs Texas A&M	11/21/17	*	36	8-16	.500	0-3	.000	9-11	.818	3	4	7	6.8	3	5	1	2	1	25	15.7	
ORAL ROBERTS	11/24/201	*	23	2-6	.333	0-0	.000	4-5	.800	1	5	6	6.7	0	1	2	1	1	8	14.6	
at NC State	11/29/17	*	30	4-12	.333	0-0	.000	5-7	.714	4	4	8	6.9	4	1	4	1	0	13	14.4	
at Iowa	12/02/17	*	28	7-15	.467	2-4	.500	6-6	1.000	2	3	5	6.7	3	0	1	2	2	22	15.2	
WISCONSIN	12/4/17	*	29	1-7	.143	0-3	.000	2-2	1.000	2	4	6	6.6	2	3	2	0	0	4	14.1	
<b>Totals</b>			10	299	47-113	.416	6-24	.250	41-50	.820	20	46	66	6.6	23	20	27	13	9	141	14.1

Season	gp-gs	min/avg	Total		3-Point		F-Throws		Rebounds				Scoring							
			fg-fga	pct	fg-fga	pct	ft-fa	pct	off	def	tot	avg	pf	fo	ast	to	blk	stl	pts	avg
2016-17	33-33	918/27.8	148-345	.429	11-32	.344	112-146	.767	54	129	183	5.5	90	3	55	74	21	27	419	12.7
2017-18	10-10	299/29.9	47-113	.416	6-24	.250	41-50	.820	20	46	66	6.6	23	1	20	27	13	9	141	14.1
<b>TOTAL</b>	<b>43-43</b>	<b>1217/28.3</b>	<b>195-458</b>	<b>.426</b>	<b>17-56</b>	<b>.304</b>	<b>153-196</b>	<b>.781</b>	<b>74</b>	<b>175</b>	<b>249</b>	<b>5.8</b>	<b>113</b>	<b>4</b>	<b>75</b>	<b>101</b>	<b>34</b>	<b>36</b>	<b>560</b>	<b>13.0</b>



# MIKE WATKINS

F • 6-9 • 254  
**REDSHIRT SOPHOMORE**  
**PHILADELPHIA, PA**  
**(THE PHELPS SCHOOL)**

### AS A REDSHIRT SOPHOMORE (2017-18)

- Rebounding leader for the Nittany Lions at 7.6 per game.
- Penn State career leader in field goal percentage at 61.2 (177-289).
- Season field goal percentage of 68.1 (49-72) leads the Big Ten and is 10th nationally.
- Added seven blocks to his now 33 total, good for a No. 3 ranking nationally and 3.67 per game for the No. 7 national ranking. Currently in fourth place on Penn State's career list for blocked shots with 123.
- Ranked second on the NCAA active career list with a 2.93 per game blocked shot average and ninth in total blocked shots (123).
- Followed up a 19-point performance at Iowa with a career and Big Ten best 22 points vs. Wisconsin, duplicating his 9-13 field goal shooting vs. Badgers. Also had eight rebounds vs. Wisconsin.
- Scored his then Big Ten-best 19 points (9-13 FG) and pulled down seven rebounds in win at Iowa in a career-high 36 minutes at Iowa.
- Had 14 rebounds at N.C. State for game-high total.
- Improved his field goal percentage with a perfect 6-6 mark from the field vs. Pittsburgh.
- One of six Nittany Lions to score in double figures vs. Pittsburgh with 13.
- Recorded first double-double of 2017-18 and ninth of his career vs. Columbia with 11 points and 14 rebounds, one board shy of tying his career best.
- Went 5-5 FG in the second half against Columbia and Nittany Lions leaned on his 10 points and six blocks (4 in second half)
- Pulled down six rebounds (all defensive) and had eight points vs. Montana.
- Had 15 points off 6-9 FG shooting and with five rebounds and three blocks in outing vs. Fairleigh Dickinson.
- Missed the first game of the season vs. Campbell.

### ► WATKINS' CAREER HIGHS

**Points**  
 Career ..... 20, at George Washington, 11/26/16  
 B1G Career ..... 19, at Iowa, 12/2/17

**Rebounds**  
 Career ..... 15, 2x, last vs. Minnesota, 2/14/17  
 B1G Career ..... 15, 2x, last vs. Minnesota, 2/14/17

**Assists**  
 Career ..... 4, vs. St. John's, 12/18/16  
 B1G Career ..... 2, 3x, last at Iowa, 3/5/17

**Blocks**  
 Career ..... 8, 2x, last vs. Nebraska (ot-B10), 3/8/17  
 regulation: 8 vs. Wright State, 12/3/16  
 B1G Career ..... 4, vs. Maryland, 2/7/17

**Steals**  
 Career ..... 2, 6x, vs. Oral Roberts, 11/24/17  
 B1G Career ..... 2, 3x, last vs. Purdue (ot), 2/21/17

**Minutes**  
 Career ..... 39, vs. Nebraska (ot-B10), 3/8/17  
 regulation: 36, at Iowa, 12/2/17  
 B1G Career ..... 36, at Iowa, 12/2/17

**Field Goals - Made**  
 Career ..... 9, vs. Nebraska (ot), 3/8/17  
 ..... 9, at Iowa, 12/2/17  
 B1G Career ..... 9, at Iowa, 12/2/17

**Field Goals - Attempted**  
 Career ..... 14, at George Washington, 11/26/16  
 B1G Career ..... 9, vs. Minnesota, 1/14/17

**3-Point Field Goals - Made**  
 Career .....  
 B1G Career .....

**3-Point Field Goals - Attempted**  
 Career .....  
 B1G Career .....

**Free Throws - Made**  
 Career ..... 6, 3x, last vs. Maryland, 2/7/17  
 B1G Career ..... 6, vs. Maryland, 2/7/17

**Free Throws - Attempted**  
 Career ..... 7, at George Washington, 11/26/16  
 B1G Career ..... 6, 4x, last vs. Ohio State, 2/21/17

Opponent	Date	qs	min	Total		3-Pointers		Free throws		Rebounds				pf	a	t/o	blk	stl	pts	avg	
				fg-fga	pct	3fg-fga	pct	ft-fga	pct	off	def	tot	avg								
FAIRLEIGH DICKINSON	11/12/17	*	20	6-9	.667	0-0	.000	3-5	.600	2	3	5	5.0	2	1	3	3	2	15	15.0	
MONTANA	11/15/17	*	19	3-4	.750	0-0	.000	2-2	1.000	0	6	6	5.5	3	0	1	4	0	8	11.5	
COLUMBIA	11/17/17	*	23	5-7	.714	0-0	.000	1-1	1.000	2	12	14	8.3	2	0	1	6	1	11	11.3	
vs Pittsburgh	11/20/17	*	22	6-6	1.000	0-0	.000	1-2	.500	0	5	5	7.5	1	0	1	3	1	13	11.8	
vs Texas A&M	11/21/17	*	25	3-5	.600	0-0	.000	1-2	.500	1	2	3	6.6	3	2	0	2	1	7	10.8	
ORAL ROBERTS	11/24/201	*	19	4-5	.800	0-0	.000	0-0	.000	1	5	6	6.5	1	1	3	3	2	8	10.3	
at NC State	11/29/17	*	26	4-10	.400	0-0	.000	0-2	.000	5	9	14	7.6	2	1	2	2	1	8	10.0	
at Iowa	12/02/17	*	36	9-13	.692	0-0	.000	1-3	.333	3	4	7	7.5	4	0	3	3	1	19	11.1	
WISCONSIN	12/4/17	*	34	9-13	.692	0-1	.000	4-6	.667	2	6	8	7.6	1	0	2	7	1	22	12.3	
<b>Totals</b>			9	224	49-72	.681	0-1	.000	13-23	.565	16	52	68	7.6	19	5	16	33	10	111	12.3

Season	gp-gs	min/avg	Total		3-Point		F-Throws		Rebounds				Scoring							
			fg-fga	pct	fg-fga	pct	ft-fga	pct	off	def	tot	avg	pf	fo	ast	to	blk	stl	pts	avg
2016-17	33-24	786/23.8	128-217	.590	0-0	.000	63-98	.643	82	185	267	8.1	83	0	20	43	90	25	319	9.7
2017-18	9-9	224/24.9	49-72	.681	0-1	.000	13-23	.565	16	52	68	7.6	19	0	5	16	33	10	111	12.3
<b>TOTAL</b>	<b>42-33</b>	<b>1010/24.0</b>	<b>177-289</b>	<b>.612</b>	<b>0-1</b>	<b>.000</b>	<b>76-121</b>	<b>.628</b>	<b>98</b>	<b>237</b>	<b>335</b>	<b>8.0</b>	<b>102</b>	<b>0</b>	<b>25</b>	<b>59</b>	<b>123</b>	<b>35</b>	<b>430</b>	<b>10.2</b>



# JAMARI WHEELER

# 5

**G • 6-1 • 170**  
**FRESHMAN**  
**LIVE OAK, FL**  
**(THE ROCK SCHOOL)**

## AS A FRESHMAN (2017-18)

- Averaging nearly 20 minutes per game through 10 games.
- Played 17 minutes against Wisconsin and had a rebound, assist and steal.
- Critical defensive play in Iowa win and had four assists to only one turnover.
- Second on team with 17 steals, including team-high three at N.C. State.
- Went 8-12 (66.7%) from field combined vs. Pittsburgh, Texas A&M and Oral Roberts last week, dishing out six assists with eight steals and a block.
- Against 16th-ranked Texas A&M, Wheeler had two steals that lead directly to layups in the second half, the second punctuating a Penn State rally to trim the Aggie lead to five.
- Shared team scoring lead with Nazeer Bostick in Oral Roberts game (11-24) with career-best 14 points.
- Against Oral Roberts, Wheeler started out quickly with six points and two steals in his first four minutes of play. He finished with a game-high and career-high 14 points and led the Nittany Lions with seven rebounds, and five steals, also career bests. The five steals are a season-high for a Nittany Lion.
- Wheeler played 19 minutes against Pittsburgh and had two assists without any turnovers, a steal and a rebound.

Opponent	Date	qs	min	Total		3-Pointers		Free throws		Rebounds				Scoring						
				fg-fga	pct	3fg-fga	pct	ft-fa	pct	off	def	tot	avg	pf	a	t/o	blk	stl	pts	avg
CAMPBELL	11/10/17	15	2-3	.667	0-1	.000	0-0	.000	0	0	0	0.0	5	0	0	0	1	4	4.0	
FAIRLEIGH DICKINSON	11/12/17	14	0-5	.000	0-2	.000	0-0	.000	2	1	3	1.5	2	0	2	0	2	0	2.0	
MONTANA	11/15/17	17	0-1	.000	0-0	.000	0-2	.000	0	2	2	1.7	1	3	2	0	0	1.3		
COLUMBIA	11/17/17	36	2-9	.222	0-3	.000	3-3	1.000	1	1	2	1.8	2	4	1	0	3	7	2.8	
vs Pittsburgh	11/20/17	19	0-1	.000	0-1	.000	1-2	.500	0	1	1	1.6	3	2	0	0	1	2.4		
vs Texas A&M	11/21/17	16	2-3	.667	0-1	.000	0-0	.000	1	1	2	1.7	3	0	1	0	2	4	2.7	
ORAL ROBERTS	11/24/17	24	6-8	.750	1-2	.500	1-2	.500	1	6	7	2.4	2	4	2	1	5	14	4.3	
at NC State	11/29/17	17	0-1	.000	0-0	.000	1-4	.250	0	0	0	2.1	5	2	1	0	3	3.9		
at Iowa	12/02/17	20	0-3	.000	0-2	.000	0-0	.000	0	1	1	2.0	0	4	1	0	0	3.4		
WISCONSIN	12/4/17	17	0-1	.000	0-0	.000	0-0	.000	0	1	1	1.9	2	1	1	0	1	3.1		
Totals		0	195	12-35	.343	1-12	.083	6-13	.462	5	14	19	1.9	25	20	11	1	18	31	3.1

## ► WHEELER'S CAREER HIGHS

**Points**  
 Career ..... 14, vs. Oral Roberts, 11/24/17  
 B1G .....

**Rebounds**  
 Career ..... 7, Fairleigh Dickinson, 11/12/17  
 B1G ..... 1, at Iowa, 12/2/2017

**Assists**  
 Career ..... 4, 3x, last at Iowa, 12/2/17  
 B1G ..... 4, at Iowa, 12/2/17

**Blocks**  
 Career ..... 1, vs. Oral Roberts, 11/24/17  
 B1G .....

**Steals**  
 Career ..... 5, vs. Oral Roberts, 11/24/17  
 B1G .....

**Minutes**  
 Career ..... 36, vs. Columbia, 11/17/17  
 B1G ..... 20, at Iowa, 12/2/17

**Field Goals - Made**  
 Career ..... 6, vs. Oral Roberts, 11/24/17  
 B1G .....

**Field Goals - Attempted**  
 Career ..... 9, vs. Columbia, 11/17/17  
 B1G ..... 3, at Iowa, 12/2/17

**3-Point Field Goals - Made**  
 Career ..... 1, vs. Oral Roberts, 11/24/17  
 B1G .....

**3-Point Field Goals - Attempted**  
 Career ..... 3, vs. Columbia, 11/17/17  
 B1G ..... 2, at Iowa, 12/2/17

**Free Throws - Made**  
 Career ..... 3, vs. Columbia, 11/17/17  
 B1G .....

**Free Throws - Attempted**  
 Career ..... 3, vs. Columbia, 11/17/17  
 B1G .....

Season	gp-gs	min/avg	Total		3-Point		F-Throws		Rebounds				Scoring							
			fg-fga	pct	fg-fga	pct	ft-fa	pct	off	def	tot	avg	pf	fo	ast	to	blk	stl	pts	avg
2017-18	10-0	195/19.5	12-35	.343	1-12	.083	6-13	.462	5	14	19	1.9	25	2	20	11	1	18	31	3.1
TOTAL	10-0	195/19.5	12-35	.343	1-12	.083	6-13	.462	5	14	19	1.9	25	2	20	11	1	18	31	3.1



# DEIVIS ZEMGULIS

# 1

F • 6-6 • 220  
JUNIOR  
KAUNAS, LITHUANIA  
(ST. MARY KYKEN (MD.))

### AS A JUNIOR (2017-18)

- Saw eight minutes of action vs. Pittsburgh (11-20) and six minutes in Oral Roberts game (11-24).
- Collected four rebounds vs. Columbia and had an assist.
- Hit a three vs. Fairleigh Dickinson and added a rebound.
- Scored two points and had a rebound in three minutes vs. Campbell
- Played in three games to open the season, averaging 8.3 minutes in those contests.
- Did not see time in the Montana game.

### ► ZEMGULIS' CAREER HIGHS

Points  
 Career .....11, vs. Kent State, 12/23/15  
 B1G ..... 8, at Maryland, 12/30/15

Rebounds  
 Career ..... 5, at Purdue, 1/13/16  
 B1G ..... 5, at Purdue, 1/13/16

Assists  
 Career .....2, last vs. Michigan, 1/30/16  
 B1G .....2, last vs. Michigan, 1/30/16

Blocks  
 Career ..... 1, vs. Albany, 11/11/16  
 B1G .....

Steals  
 Career .....1, 7x, last vs. Fairleigh Dickinson, 11/12/17  
 B1G .....1, 3x, last at Iowa, 2/3/16

Minutes  
 Career .....27, at Purdue, 1/15/16  
 B1G .....27, at Purdue, 1/15/16

Field Goals - Made  
 Career ..... 4, vs. Kent State, 12/23/15  
 B1G .....3, at Maryland, 12/30/15

Field Goals - Attempted  
 Career .....7, at Ohio State, 1/25/16  
 B1G ..... 7, at Ohio State, 1/25/16

3-Point Field Goals - Made  
 Career ..... 1, 14x, last vs. Fairleigh Dickinson, 11/12/17  
 B1G ..... 1, 7x, last at Purdue, 1/21/17

3-Point Field Goals - Attempted  
 Career .....4 vs. Colgate, 11/23/16  
 B1G ..... 3, 5x, last at Iowa, 2/3/16

Free Throws - Made  
 Career ..... 4, vs. Minnesota, 1/5/16  
 B1G ..... 4, vs. Minnesota, 1/5/16

Free Throws - Attempted  
 Career .....4, 2x, last vs. Wisconsin, 1/21/16  
 B1G .....4, 2x, last vs. Wisconsin, 1/21/16