

2015-16 IOWA HAWKEYE BASKETBALL GAME NOTES



3 Final Fours
8 Big Ten Championships
2 Big Ten Tournament Titles
24 NCAA Tournaments

GAME 26 // #4/6 IOWA (20-5, 11-2) at Penn State (12-13, 3-9)
Wednesday, Feb. 17, 2016 • 5:31 p.m. (CT)
University Park, Pa. • Bryce Jordan Center
Radio: Hawkeye Radio Network; Sirius 145 and XM 195
Radio Talent: Gary Dolphin (play-by-play), Bob Hansen (analyst)
TV: BTN (BTN2GO)
Announcers: Kevin Kugler and Shon Morris
Live Stats / Audio: hawkeyesports.com

Iowa Athletic Communications
 5300 Carver-Hawkeye Arena, Iowa City, IA 52242
 Phone: 319-335-9411 • Fax: 319-335-9417
hawkeyesports.com • hawkeyebasketball.com
MBB CONTACT: MATTHEW WEITZEL
 office: 319-335-6590 • cell: 319-430-8176
 email: matthew-weitzel@hawkeyesports.com
 Twitter: @BigWeitz

2015-16 Schedule / Results
20-5 Overall, 11-2 Big Ten

Nov. 13	Gardner-Webb	W, 76-59
Nov. 15	Coppin State	W, 103-68
Nov. 19	at Marquette ^	W, 89-61
Nov. 26	vs. Dayton #	L, 77-82
Nov. 27	vs. #17/18 Notre Dame #	L, 62-68
Nov. 29	vs. #20/20 Wichita State #	W, 84-61
Dec. 2	Florida State %	W, 78-75 (OT)
Dec. 5	UMKC	W, 95-75
Dec. 7	Western Illinois	W, 90-56
Dec. 10	at #2/4 Iowa State +	L, 82-83
Dec. 19	vs. Drake *	W, 70-64
Dec. 22	Tennessee Tech	W, 85-63
Dec. 29	#1/1 Michigan State	W, 83-70
Jan. 2	at #14/14 Purdue	W, 70-63
Jan. 5	Nebraska	W, 77-66
Jan. 14	at #4/4 Michigan State	W, 76-59
Jan. 17	Michigan	W, 82-71
Jan. 21	at Rutgers	W, 90-76
Jan. 24	#22/22 Purdue	W, 83-71
Jan. 28	at #8/7 Maryland	L, 68-74
Jan. 31	Northwestern	W, 85-71
Feb. 3	Penn State	W, 73-49
Feb. 7	at Illinois	W, 77-65
Feb. 11	at #22 Indiana	L, 78-85
Feb. 14	Minnesota	W, 75-71
Feb. 17	at Penn State	5:31 p.m.
Feb. 24	Wisconsin	8 p.m.
Feb. 28	at Ohio State	3 p.m.
March 1	Indiana	8 p.m.
March 5	at Michigan	7 p.m.

all times listed are central
 ^ -- Gavitt Games
 # -- Advocate Invitational - Orlando, Florida
 % -- Big Ten/ACC Challenge
 + -- Iowa Corn Cy-Hawk Series
 * -- Hy-Vee Big Four Classic - Des Moines, Iowa

Pronunciation Guide

Kirk Speraw	SPEAR-awe
Mike Gesell	GAH-zelle
Peter Jok	JOCK
Michael/Steven Soukup	SOH-cup
Okey Ukah	Oh-Kay Ooh-kuh
Dom Uhl	YULE
Jarrod Uthoff	YOU-toff

AP 4
 USA 6
 RPI 10

IOWA HAWKEYES

2015-16 Record: 20-5
Big Ten Record: 11-2
Head Coach: Fran McCaffery
Career Record: 367-257 (20th year)
Iowa Record: 116-80 (6th year)

STATISTICAL LEADERS
Points: Jarrod Uthoff (18.8)
Rebounds: Adam Woodbury (7.8)
Assists: Mike Gesell (6.3)
Steals: Peter Jok (1.4)
Blocks: Jarrod Uthoff (3.0)

GAME INFORMATION

Date: Wednesday, Feb. 17, 2016
Tip-off: 5:31 p.m. (CT)
Location: University Park, Pa.
Arena: Bryce Jordan Center
TV: BTN (BTN2GO)
Radio: Sirius 145 & XM 195;
Hawkeye Radio Network
 WMT-AM 600 (Cedar Rapids)
 WHO-AM 1040 (Des Moines)
 KXIC-AM 800 (Iowa City)

SERIES
Series: Iowa leads, 28-14
at University Park: PSU leads, 10-9
Last Meeting: Feb. 3, 2016 (UI, 73-49)
McCaffery vs. Penn State: 8-3
Chambers vs. Iowa: 2-6

MULTIMEDIA
Audio / Live Stats: hawkeyesports.com
Twitter Updates: @IowaHoops

AP NR
 USA NR
 RPI 113

PENN STATE NITTANY LIONS

2015-16 Record: 12-13
Big Ten Record: 3-9
Head Coach: Patrick Chambers
Career Record: 110-116 (7th year)
Penn State Record: 68-88 (5th year)

STATISTICAL LEADERS
Points: Brandon Taylor (16.5)
Rebounds: Brandon Taylor (6.1)
Assists: Shep Garner (3.1)
Steals: Shep Garner (1.3)
Blocks: Jordan Dickerson (1.7)

Game #26 Opening Tip

- The last time Iowa was in first place in the Big Ten this deep in the season was Feb. 23, 2006.
- Iowa is the only Big Ten school with two players ranked in the top 10 in league scoring: Jarrod Uthoff (2nd at 19.4 ppg) and Peter Jok (7th at 17.9 ppg).
- Mike Gesell became the 45th Hawkeye to score 1,000 career points. Gesell reached the milestone at Indiana on Feb. 11. The senior point guard also eclipsed 500 career assists in Iowa's last game against Minnesota on Feb. 14.
- Iowa's senior class has won all three of its previous games played at Penn State.
- Iowa has won 12 of its last 18 true road games, dating back to last season. The Hawkeyes are 4-2 in Big Ten road games this season.
- Iowa has won 20 games or more each of the last four seasons -- its longest streak since 1996-99.
- Iowa has five wins over AP Top 25 teams this season, which ties for second-most by the Hawkeyes over the last 20 seasons.
- The Hawkeyes have won nine of their 13 league games by double figures.
- Jarrod Uthoff is the only player from a Power 5 conference this season with 470+ points, 165+ rebounds, and 70+ blocks.
- Iowa's five losses this year have come by a combined 25 points; each loss coming by single digits.

Iowa Projected Starting Lineup

 G • 10 • Mike Gesell 6-2 • 190 • Sr. • South Sioux City, NE PTS 8.6 AST 6.3 FG% .421 FT% .716	 G • 14 • Peter Jok 6-6 • 205 • Jr. • West Des Moines, IA PTS 15.8 REB 3.3 FG% .448 FT% .827
 G • 5 • Anthony Clemmons 6-2 • 200 • Sr. • Lansing, MI PTS 9.2 REB 2.7 FG% .457 FT% .638	 F • 20 • Jarrod Uthoff 6-9 • 221 • Sr. • Cedar Rapids, IA PTS 18.8 REB 6.7 FG% .461 FT% .829
 C • 34 • Adam Woodbury 7-1 • 250 • Sr. • Sioux City, IA PTS 8.4 REB 7.8 FG% .572 FT% .739	

Inside The Numbers

	IOWA	PSU
Scoring Average	80.3	64.9
Scoring Defense	68.2	68.9
Scoring Margin	+12.1	-4.0
FG%	.462	.407
FG% Defense	.407	.424
FT%	.719	.688
3-PT FG%	.394	.289
3-PT FG% Defense	.296	.368
Rebound Margin	+0.9	-1.0
Assists Per Game	16.4	9.6
Turnovers Per Game	9.8	11.2
Steals Per Game	6.8	5.2
Blocks Per Game	5.5	3.1

Miscellaneous Statistics

Double-Figure Scoring Games...					
Player	12-13	13-14	14-15	15-16	Career
Jarrod Uthoff	---	11	23	24	58
Mike Gesell	14	14	10	9	47
Peter Jok	---	7	11	18	36
Adam Woodbury	6	4	9	13	32
Anthony Clemmons	4	1	5	14	24
Dom Uhl	---	---	1	7	8
Nicholas Baer	---	---	---	4	4
Dale Jones	---	---	---	1	1
Brady Ellingson	---	---	---	1	1

20-Point Scoring Games...					
Player	12-13	13-14	14-15	15-16	Career
Jarrod Uthoff	---	---	4	13	17
Peter Jok	---	---	---	8	8
Mike Gesell	1	---	---	2	3
Brady Ellingson	---	---	---	1	1
Clemmons	---	---	---	1	1

Double-Figure Rebounding Games...					
Player	12-13	13-14	14-15	15-16	Career
Adam Woodbury	---	1	2	8	11
Jarrod Uthoff	---	2	4	4	10
Dom Uhl	---	---	---	1	1

Double-Doubles...					
Player	12-13	13-14	14-15	15-16	Career
Adam Woodbury	---	---	2	7	9
Jarrod Uthoff	---	2	2	3	7
Dom Uhl	---	---	---	1	1
Mike Gesell	---	---	---	1	1

4+ Three-Pointer Games...					
Player	12-13	13-14	14-15	15-16	Career
Jarrod Uthoff	---	---	3	5	8
Peter Jok	---	---	1	6	7
Mike Gesell	1	1	---	---	2
Dale Jones	---	---	---	1	1
Nicholas Baer	---	---	---	1	1

5+ Assists Games...					
Player	12-13	13-14	14-15	15-16	Career
Mike Gesell	5	13	12	15	45
Anthony Clemmons	9	2	1	10	22
Jarrod Uthoff	---	---	2	---	2
Adam Woodbury	---	---	1	---	1

3+ Steals Games...					
Player	12-13	13-14	14-15	15-16	Career
Mike Gesell	4	2	1	4	11
Anthony Clemmons	4	---	1	4	9
Peter Jok	---	---	2	4	6
Jarrod Uthoff	---	---	5	---	5
Adam Woodbury	---	1	1	---	2
Dom Uhl	---	---	---	1	1
Ahmad Wagner	---	---	---	1	1

3+ Blocks Games...					
Player	12-13	13-14	14-15	15-16	Career
Jarrod Uthoff	---	---	6	13	19
Adam Woodbury	3	---	---	---	3
Dom Uhl	---	---	---	---	1
Nicholas Baer	---	---	---	1	1

2015-16 Margin of Victory/Defeat

Points	1	2	3	4	5	6	7	8	9	10+	15+	20+
Wins	0	0	1	1	0	1	1	0	0	7	2	7
Losses	1	0	0	0	1	2	1	0	0	0	0	0

THE SETTING

No. 4/6 Iowa (20-5, 11-2), winners of 13 of its last 15 games, travel to University Park, Pennsylvania Wednesday to compete against Penn State (12-13, 3-9) for the second time in as many weeks. Tipoff is scheduled for 5:31 p.m. (CT) at the Bryce Jordan Center.

ON THE AIR

Radio: Wednesday night's game will be broadcast on the Hawkeye Radio Network. Gary Dolphin will handle the play-by-play, along with color commentator Bob Hansen. The network includes more than 40 stations that blanket the state of Iowa and include portions of Illinois, Nebraska, Minnesota, Missouri, and Wisconsin. The Hawkeye Radio Network coverage includes a 60-minute pregame show.

TV: Wednesday night's will be televised to a national audience on BTN (BTN2GO). Kevin Kugler and Shon Morris will call the action.

HAWKEYES EARN HIGHEST NATIONAL RANKING SINCE 1987

Iowa is ranked fourth in the latest Associated Press Poll and sixth in the *USA Today* Coaches Poll released this past Monday.

Iowa's No. 3 ranking (Jan. 25) is its highest during the Fran McCaffery era and highest since earning a No. 3 ranking in the Associated Press Poll on Dec. 8, 1987.

For the third time in school history, Iowa's football and men's basketball teams earned a Top 5 ranking in the same season (1984-85 and 1960-61). It marked the first time in school history that football and men's basketball were ranked as high as No. 3 in the same season.

Iowa men's basketball lost at No. 7 Maryland on Jan. 28; it was the first regular season Big Ten defeat by either the football, wrestling, or men's basketball since the men's basketball team lost at Northwestern in overtime on Feb. 16, 2015 -- a span of 345 days.

MCCAFFERY SURPASSED BUCKY O'CONNOR FOR FIFTH IN VICTORIES AT IOWA

Fran McCaffery notched victory No. 115 as Iowa's head coach on Feb. 7 at Illinois, surpassing Bucky O'Connor (1950, 1952-58) for fifth on Iowa's all-time coaching win total. McCaffery increased his win total to 116 after Sunday's win over Minnesota. Rollie Williams (1930-42, 1951) ranks fourth in victories with 139.

IOWA HISTORY

Iowa has played 2,698 games since beginning basketball in 1902. Iowa's overall record is 1,591-1,107 (.590). That includes a 1,015-353 (.742) record in home games, a 572-751 (.432) record in contests away from Iowa City, a 751-753 (.499) mark in Big Ten games and a 419-127 (.767) record in Carver-Hawkeye Arena.

2015-16 Iowa Hawkeye Roster

No.	Name	Pos.	Ht.	Wt.	Yr.	Hometown (High School/College)
0	Ahmad Wagner	F	6-7	225	Fr.	Yellow Springs, Ohio (Wayne)
1	Dale Jones	F	6-7	220	Jr.	Waterloo, Iowa (Waterloo West/Tyler JC, Texas)
2	Andrew Fleming	G	6-5	206	Fr.	Nashville, Tenn. (Oak Hill Academy, Va.)
3	Michael Soukup	G	6-4	165	Jr.	Danville, Iowa (Danville/Southeastern CC)
4	Isaiah Moss	G	6-5	200	Fr.	Chicago, Ill. (Simeon)
5	Anthony Clemmons	G	6-2	200	Sr.	Lansing, Mich. (Sexton)
10	Mike Gesell	G	6-2	190	Sr.	South Sioux City, Neb. (South Sioux City)
11	Christian Williams	G	6-6	200	Fr.	Decatur, Ill. (St. Teresa)
13	Steven Soukup	G	6-4	175	Jr.	Danville, Iowa (Danville/Southeastern CC)
14	Peter Jok	G	6-6	205	Jr.	West Des Moines, Iowa (Valley)
20	Jarrod Uthoff	F	6-9	221	Sr.	Cedar Rapids, Iowa (Jefferson/Wisconsin)
23	Okey Ukah	F	6-7	218	Sr.	Iowa City, Iowa (West/Kirkwood CC)
24	Brady Ellingson	G	6-4	190	Fr. [^]	Sussex, Wis. (Sussex)
25	Dom Uhl	F	6-9	215	So.	Frankfurt, Germany (Point Pleasant Beach, N.J.)
30	Brandon Hutton	F	6-5	218	Fr.	Chicago, Ill. (De La Salle)
34	Adam Woodbury	C	7-1	250	Sr.	Sioux City, Iowa (East)
51	Nicholas Baer	F	6-7	200	Fr. [^]	Bettendorf, Iowa (Bettendorf)

Head Coach: Fran McCaffery

Assistant Coaches: Kirk Speraw, Sherman Dillard, Andrew Francis

Head Coach Fran McCaffery

Fran McCaffery, who is signed through the 2020 season, is in his sixth season as the head basketball coach at the University of Iowa and his 20th year overall as a college head coach. McCaffery has reached the 20-win plateau seven of the last nine seasons, including the last three years.

McCaffery spent five seasons (2005-10) as the head coach at Siena, six years at UNC-Greensboro (1999-2005) and three seasons at Lehigh (1985-88) before joining the Hawkeyes.

McCaffery has three decades of Division I coaching experience. He completed his 33rd season as a collegiate coach in 2015, which includes 19 years as a head coach and 14 as an assistant. McCaffery is one of 12 coaches to lead four different Division I teams to the NCAA Tournament.

McCaffery, 56, holds a career mark of 367-257 (.588) and guided his teams to 10 postseason appearances (seven NCAA and three NIT). He is 116-50 (.592) at Iowa, winning game No. 100 vs. Wichita State on Nov. 29.

Since taking over the Iowa program in 2010, the Hawkeyes have earned four postseason tournament berths (2 NCAA, 2 NIT). McCaffery coached Iowa to 25 victories in 2013, equaling the second-most win total in program history. McCaffery has guided two Hawkeyes to All-Big Ten first team laurels, one earned second team accolades, while five were voted on the third team.

McCaffery has posted upper division finishes in each of the past three seasons at Iowa and 15-of-19 seasons as a head coach. He has posted 20 wins or more seven of the last nine seasons, including the last three at Iowa (2013, 2014, and 2015).

McCaffery and the Hawkeyes have made Carver-Hawkeye Arena one of the most feared arenas to play nationally. Fans have embraced McCaffery and his team's style of play with attendance increasing by more than 50 percent since 2010. The Hawkeyes boast a 45-10 home record the last three seasons, which includes a school-record 18 wins in 2014.

McCaffery's five years at Siena were the best in its 70-year history. He led the Saints on an incredible run that ended with three straight Metro Atlantic Athletic Conference championships and NCAA Tournament appearances. In so doing, Siena became the only program in the country to win its regular season and postseason title 2008-10.

McCaffery's Saints owned a 112-51 (.687) record in his five years with the program. He guided the Saints to four consecutive 20-win seasons.

The 2009 MAAC Coach of the Year and 2010 District I Coach of the Year is the third winningest coach, by percentage, in league history (68-22, .756). He is the only coach to guide a MAAC program to two NCAA Tournament wins. McCaffery led his 2008 and 2009 teams to first round NCAA Tournament victories over Vanderbilt and Ohio State, respectively.

In his final two seasons at Siena, he coached the Saints to back-to-back 27-win campaigns and boasted a combined 39-3 (.929) record against MAAC opponents, which included MAAC Tournament contests.

McCaffery began his coaching career as an assistant at Penn (1982-83) and Lehigh (1983-85). After three seasons as head coach at Lehigh, he spent 11 seasons as an assistant at Notre Dame (1988-99).

McCaffery played basketball at Wake Forest his freshman year (1977-78) and then concluded his collegiate playing career at Penn his final three seasons (1979-82).

He earned his B.S. degree in Economics from The Wharton School (Penn) in 1982. McCaffery also earned a Master of Education from Lehigh in 1985.



McCaffery File

Born: May 23, 1959
Hometown: Philadelphia, Pa.
High School: LaSalle, 1977
College: B.S. in Economics, The Wharton School (Penn), 1982
Master of Education, Lehigh, 1985
Family: Wife, Margaret
Sons, Connor, Patrick and Jonathan Francis
Daughter, Marit Katherine
Brother, Jack (sportswriter in Philadelphia area)

Coaching Honors

MAAC Coach of the Year, 2009
NABC District I Coach of the Year, 2009-10

Coaching History (34 years)

1982-83 Assistant Coach, Penn
1983-85 Assistant Coach, Lehigh
1985-88 Head Coach, Lehigh
1988-99 Assistant Coach, Notre Dame
1999-05 Head Coach, UNC-Greensboro
2005-10 Head Coach, Siena
2010-present Head Coach, University of Iowa

Coaching Chart

Overall (20 seasons): 367-257 (.588)
At Iowa (six seasons): 116-80 (.592)
At Siena (five seasons): 112-51 (.688)
At UNCG (six seasons): 90-87 (.508)
At Lehigh (three seasons): 49-40 (.551)
NCAA Tournament (seven appearances*): 3-7
NIT (three appearances): 5-3

**McCaffery is the first coach to bring three different programs from one-bid leagues to the NCAA Tournament (conferences that sent just one team the year his program advanced).*

McCaffery in Postseason Play

1988 NCAA Tournament - - Lehigh
1989 NCAA Tournament - - Notre Dame
1990 NCAA Tournament - - Notre Dame
1992 NIT - - Notre Dame
1997 NIT - - Notre Dame
2001 NCAA Tournament - - UNC-Greensboro
2002 NIT - - UNC-Greensboro
2008 NCAA Tournament - - Siena
2009 NCAA Tournament - - Siena
2010 NCAA Tournament - - Siena
2012 NIT - - Iowa
2013 NIT - - Iowa
2014 NCAA Tournament - - Iowa
2015 NCAA Tournament - - Iowa

Playing Experience

Wake Forest, 1977-78
Penn, 1979-82

COACHING HONORS

NABC District I Coach of the Year, 2009-10
MAAC Coach of the Year, 2008-09

HEAD COACHING EXPERIENCE

Lehigh (1985-88):49-39 (.557); 8-6 (.571) League
UNC-Greensboro (1999-05).....90-87 (.508); 49-47 (.510) League
Siena (2005-10)112-51 (.687); 68-22 (.756) League
Iowa (2010-present):116-80 (.592); 53-50 (.515) League

2015-16 Big Ten Standings/Schedule

Team	Big Ten	Pct.	Overall	Pct.
IOWA	11-2	.846	20-5	.800
Maryland	10-3	.769	22-4	.846
Indiana	10-3	.769	20-5	.769
Michigan	9-4	.692	19-7	.731
Wisconsin	8-4	.667	16-9	.640
Michigan State	8-5	.615	21-5	.808
Purdue	8-5	.615	20-6	.769
Ohio State	8-5	.615	16-10	.615
Nebraska	6-7	.462	14-12	.538
Northwestern	5-8	.385	17-9	.654
Penn State	3-9	.250	12-13	.480
Illinois	3-9	.250	11-14	.440
Rutgers	0-12	.000	6-19	.240
Minnesota	0-13	.000	6-19	.240

Tuesday, February 16

Michigan at Ohio State, 6 p.m. (ESPN)
 Northwestern at Purdue, 6 p.m. (BTN)
 Rutgers at Illinois, 8 p.m. (BTN)

Wednesday, February 17

IOWA at Penn State, 5:30 p.m. (BTN)
 Nebraska at Indiana, 7:30 p.m. (BTN)

Thursday, February 18

Maryland at Minnesota, 7 p.m. (BTN)
 Wisconsin at Michigan State, 8 p.m. (ESPN)

Saturday, February 20

Penn State at Rutgers, noon (ESPN)
 Ohio State at Nebraska, 6 p.m. (BTN)
 Purdue at Indiana, 7:30 p.m. (ESPN)

All times are central

National Rankings

AP Poll

Feb. 15

- Villanova
- Kansas
- Oklahoma
- IOWA**
- North Carolina
- Maryland
- Virginia
- Xavier
- Michigan State
- West Virginia
- Miami
- Arizona
- Iowa State
- Kentucky
- Dayton
- Oregon
- Purdue
- Louisville
- Notre Dame
- Duke
- SMU
- Indiana
- Providence
- Texas
- Baylor

USA Today Poll

Feb. 15

- Villanova
- Kansas
- Oklahoma
- North Carolina
- Maryland
- IOWA**
- Xavier
- Virginia
- Michigan State
- Miami
- West Virginia
- Arizona
- Dayton
- Kentucky
- Iowa State
- Purdue
- Oregon
- Notre Dame
- Duke
- Providence
- Indiana
- Baylor
- South Carolina
- Texas A&M
- Texas

2015-16 Captains

Iowa captains are seniors Anthony Clemmons, Mike Gesell, Jarrod Uthoff, Adam Woodbury

UTHOFF, IOWA GRACE COVER OF SPORTS ILLUSTRATED

Senior Jarrod Uthoff was on the cover of the Feb. 8, 2016, regional cover of *Sports Illustrated*. The article inside the magazine focused on the All-America candidate and the nationally-ranked Iowa Hawkeyes.

Uthoff is the first Iowa basketball player since George Peeples on Jan. 24, 1966, to be on the cover of *Sports Illustrated*. George Kittle and the UI football team were on the *Sports Illustrated* cover this past November. It marks the first time in school history that Iowa football and men's basketball were featured on *Sports Illustrated* covers in the same season.

FAST START IN BIG TEN PLAY

Iowa reached the halfway point of its Big Ten schedule with a first-place record of 10-1. The 10-1 mark was the program's best start in Big Ten play since going 10-1 to start conference play the 1981-82 season. Since Iowa's 1969-70 team that went 14-0, only this year's squad and the 1981-82 team have started a Big Ten season, 10-1. Six of Iowa's first 12 games have come against ranked opponents, including four of six road games versus ranked opposition (Purdue, Michigan State, Maryland, and Indiana).

LEADING THE TEAM

Following is the number of times a player led Iowa in scoring, rebounding, assists and steals. If two or more players tied for the team lead, all were credited for that game:

Player	Scoring	Rebounding	Assists	Blocks	Steals
Peter Jok	8	1	---	1	9
Adam Woodbury	---	13	1	---	3
Anthony Clemmons	---	---	8	2	5
Mike Gesell	2	---	16	1	9
Jarrod Uthoff	12	9	---	21	4
Dom Uhl	1	4	---	3	3
Ahmad Wagner	---	1	---	2	3
Brady Ellingson	1	---	---	---	1
Dale Jones	---	1	---	---	---
Nicholas Baer	1	1	---	5	3

SCOUTING PENN STATE

- Wednesday will be the second time in as many weeks that Iowa and Penn State will meet. The Nittany Lions have lost five of their last six games with the win coming at home against Indiana (68-63) on Feb. 6.
- Penn State is 3-8 in true road games this season, but 8-3 at home.
- Penn State lost its last game, 70-54, at Nebraska this past Saturday. Brandon Taylor was the only Nittany Lion to score in double figures (14). Penn State was outscored 34-7 at the start of the second half after trailing by only one point (32-31) at halftime.
- Three Nittany Lions average in double figures in scoring: Brandon Taylor (16.5), Shep Garner (13.3), and Payton Banks (10.0).
- Penn State averages 65 points per game, while allowing 69 points.
- The Nittany Lions have three players who have made over 25 3-pointers: Shep Garner (48), Brandon Taylor (35), and Payton Banks (26). After going 5-of-12 from 3-point range against Michigan on Jan. 30, Garner has gone a combined 0-for-16 from long distance in Penn State's last three games.
- Patrick Chambers is in his fifth season as head coach at Penn State (68-88, .436).

ALL-TIME SERIES RECORDS

Iowa holds a 28-14 advantage in the series versus Penn State. The Hawkeyes have won eight of the last 11 meetings. Iowa split last year's two meetings with Iowa winning in overtime at Penn State (81-77), and Penn State beating Iowa at the Big Ten Tournament in Chicago (67-58). Iowa won two weeks ago in Iowa City (73-49).

Penn State holds a slim 10-9 edge in games played at University Park. Iowa, on Jan. 4, 1997, was the first visiting team to win (67-59) in Penn State's new arena (Bryce Jordan Center). The Hawkeyes posted an 81-77 overtime win at Penn State a year ago.

LAST MEETING AGAINST PENN STATE

- Iowa posted a 73-49 triumph over Penn State on Feb. 3, in Iowa City. The 49 points are a season-low for the Nittany Lions and the fewest by an Iowa opponent this season.
- Adam Woodbury grabbed a career-high 15 rebounds -- 10 in the first half -- in 22 minutes of action. His 13 defensive rebounds were the most by a Hawkeye since Kurt Looby (Nov. 13, 2006 vs. Citadel).
- Jarrod Uthoff scored 14 points, grabbed three rebounds, and blocked five shots.
- Iowa's bench tallied 28 points, while the Hawkeyes outscored Penn State, 13-0, in fast break scoring.
- Brandon Taylor led the Nittany Lions with 15 points and 11 rebounds.
- Iowa held Penn State to a season-low 1-of-20 (5 percent) from 3-point range.

IOWA TOPS MINNESOTA SUNDAY IN IOWA CITY

- Iowa posted a 75-71 win over Minnesota Sunday in Iowa City in the only regular season meeting between the two teams.
- Sunday's win earned Iowa its fourth straight 20-win season. Iowa has won 16 straight home games, dating back to last February.
- Iowa enters this week's action in sole possession of first place in the Big Ten Conference. The last time Iowa won a share of the Big Ten title was in 1979.
- Jarrod Uthoff recorded his third double-double of the year (24 points, 15 rebounds, and six blocks). He is the third player to record 20+ points, 15+ rebounds, and 5+ blocks in a Big Ten game in the last 20 years. His 15 rebounds are a career high, while his six blocks equaled a personal best (vs. Michigan State, 12/29/15).
- Peter Jok led all scorers with 27 points, bolstered by four 3-pointers. He has now scored 20+ points in eight games this season. Iowa is 8-0 when he scores 20 or more points this season.
- Mike Gesell matched a career high in assists with 12. He has dished out 10 or more assists four times this season.
- Iowa had 10 offensive rebounds but did not register a second chance point, marking the 12th time this season a major conference team won a game without netting a second chance point.
- Four Golden Gophers scored in double figures: Nate Mason (14), Dupree McBrayer (12), Jordan Murphy (11), and Joey King (10).

UTHOFF, GESELL JOIN ELITE COMPANY

Jarrod Uthoff is just the third Hawkeye to accumulate 1,000+ points and 150+ blocks. Uthoff enters Sunday's game with 1,121 points and 158 blocks. The other two of the club are Acie Earl (1,779 points and 365 blocks) and Greg Stokes (1,768 points and 228 blocks). Earl and Stokes played four years, while Uthoff is in the middle of his third season.

Mike Gesell is four steals from becoming just the fourth Hawkeye to total more than 1,000 points, 500 assists, and 150 steals. Gesell enters Sunday's game with 1,020 points, 509 assists, and 146 steals. B.J. Armstrong (1,705 points, 517 assists, and 178 steals), Dean Oliver (1,561 points, 561 assists, and 205 steals), and Jeff Horner (1,502 points, 553 assists, and 166 steals) are the other Hawkeyes to accomplish the feat.

POSSESSING THE ROCK

Iowa averaged 11.1 turnovers in 2015, which is the best average for fewest turnovers in program history since turnovers became an official stat in 1980. So far this season, the Hawkeyes are averaging 9.8 turnovers, which ranks eighth-best nationally.

The Hawkeyes have recorded nine or fewer turnovers in eight of their last 12 contests. Iowa ranks 17th nationally in turnover margin (+3.3).

Senior Jarrod Uthoff had a career-high eight turnovers in Iowa's conference opener win over Michigan State on Dec. 29. Since that contest, Uthoff has totaled five turnovers in 12 games (404 minutes of game action).

UTHOFF NAMED TO MID-SEASON LISTS

Senior forward Jarrod Uthoff has been named to a couple mid-season All-American lists. He averages 18.8 points, 6.7 rebounds, and 3.0 blocks. NBC and ESPN both named the 6-foot-9, 221-pound forward to their second team list.

Uthoff is also on the Wooden Award Late Season Top 20, Oscar Robertson Trophy Top 20 Watch List and is one of 31 players on the Lute Olson Award Watch List.

Uthoff is the only player in from a Power 5 conference to amass 470+ points, 165+ rebounds, and 70+ blocks.

Last Five Games Statistics

#	Player	gp-gs	min	avg	Total			3-Point		F-Throw		Rebounds										pts	avg
					fg-fga	fg%	3fg-fga	3fg%	ft-fa	ft%	off	def	tot	avg	pf	dq	a	to	blk	stl			
20	Uthoff, Jarrod	5-5	164	32.8	36-84	.429	7-26	.269	24-30	.800	11	30	41	8.2	6	0	3	3	17	3	103	20.6	
14	Jok, Peter	5-5	144	28.8	30-58	.517	15-29	.517	25-30	.833	5	12	17	3.4	8	0	7	9	0	7	100	20.0	
05	Clemmons, Anthony	5-5	159	31.8	21-46	.457	4-14	.286	9-12	.750	3	16	19	3.8	13	0	13	10	0	8	55	11.0	
10	Gesell, Mike	5-5	145	29.0	11-34	.324	2-5	.400	12-14	.857	3	9	12	2.4	8	0	25	6	0	5	36	7.2	
34	Woodbury, Adam	5-5	123	24.6	12-20	.600	0-0	.000	5-11	.455	17	41	58	11.6	13	0	7	7	2	0	29	5.8	
25	Uhl, Dom	5-0	81	16.2	6-25	.240	2-5	.400	9-20	.450	5	8	13	2.6	7	0	2	3	1	2	23	4.6	
00	Wagner, Ahmad	5-0	64	12.8	5-6	.833	0-0	.000	8-12	.667	7	10	17	3.4	12	1	1	2	1	3	18	3.6	
51	Baer, Nicholas	5-0	65	13.0	7-13	.538	4-7	.571	0-1	.000	4	3	7	1.4	8	0	2	2	0	3	18	3.6	
11	Williams, Christian	2-0	11	5.5	2-3	.667	0-0	.000	0-0	.000	3	0	3	1.5	0	0	0	2	0	0	4	2.0	
24	Ellingson, Brady	5-0	32	6.4	1-7	.143	0-6	.000	0-1	.000	0	1	1	0.2	3	0	2	1	0	1	2	0.4	
02	Fleming, Andrew	2-0	8	4.0	0-2	.000	0-1	.000	0-0	.000	0	0	0	0.0	0	0	1	1	1	0	0	0.0	
23	Ukah, Okey	1-0	2	2.0	0-0	.000	0-0	.000	0-0	.000	0	0	0	0.0	0	0	0	0	0	0	0	0.0	
03	Soukup, Michael	1-0	1	1.0	0-0	.000	0-0	.000	0-0	.000	0	0	0	0.0	0	0	0	0	0	0	0	0.0	
13	Soukup, Steven	1-0	1	1.0	0-0	.000	0-0	.000	0-0	.000	0	1	1	1.0	0	0	0	0	0	0	0	0.0	
Team											7	5	12					1					
Total.....		5	1000		131-298	.440	34-93	.366	92-131	.702	65	136	201	40.2	78	1	63	47	22	32	388	77.6	
Opponents.....		5	1000		127-325	.391	35-122	.287	52-73	.712	70	122	192	38.4	108	2	59	56	16	27	341	68.2	

Iowa in Big Ten Statistics

Category	All Games		Conf Only		NCAA	
	Stat	Rank	Stat	Rank	Stat	Rank
Turnover Margin	+3.3	1st	+3.3	1st	+3.3	17th
Assist/TO Ratio	1.7	2nd	1.6	2nd	1.7	4th
Scoring Offense	80.3	2nd	78.2	2nd	80.3	29th
Blocked Shots	5.5	2nd	5.2	2nd	5.5	17th
3-PT FG Defense	.296	3rd	.293	2nd	.296	8th
Steals	6.8	3rd	6.8	2nd	6.8	101st
Assists	16.4	4th	14.2	4th	16.4	28th
3-Pt. Field Goal %	.394	4th	.390	3rd	.394	18th
Scoring Margin	+12.1	4th	+9.7	2nd	+12.1	24th
Field Goal %	.462	5th	.453	4th	.462	72nd
3-Pt. FG Per Game	8.6	5th	7.8	5th	8.6	48th
FG% Defense	.407	6th	.417	4th	.407	60th
Free Throw %	.719	8th	.708	9th	.719	96th
Scoring Defense	68.2	9th	68.5	4th	68.2	96th
Rebounding Margin	+0.9	9th	-0.2	9th	+0.9	167th

Category	Player	All Games		NCAA	
		Stat	Rank	Stat	Rank
FG%	Adam Woodbury	.572	6th	.572	---
Blk. Shots	Jarrold Uthoff	2.8	1st	2.8	6th
Rebounding	Adam Woodbury	7.8	5th	7.8	125th
	Jarrold Uthoff	6.7	9th	6.7	236th
Scoring	Jarrold Uthoff	18.8	2nd	18.8	53rd
	Peter Jok	15.8	10th	15.8	221st
Assists	Mike Gesell	6.3	3rd	6.3	18th
	Anthony Clemmons	3.6	11th	3.6	213rd
Steals	Peter Jok	1.5	4th	1.5	179th
	Mike Gesell	1.2	12th	1.2	---
	Anthony Clemmons	1.2	12th	1.2	---
3-pt FG%	Jarrold Uthoff	.424	12th	.424	---
	Peter Jok	.418	13th	.418	---
3-pointers	Peter Jok	2.5	6th	2.5	123rd
	Jarrold Uthoff	2.0	11th	2.0	---
FT%	Jarrold Uthoff	.829	5th	.829	98th
	Peter Jok	.827	6th	.827	103rd
Ast/TO Ratio	Mike Gesell	2.8	2nd	2.8	22nd
	Anthony Clemmons	2.5	6th	2.5	76th

BENCH YIELDING SIGNIFICANT GAINS

Through 25 games, Iowa's bench is averaging 19.5 points, 14.5 rebounds, 2.9 assists, 1.9 steals, and 1.8 blocks.

GESELL PUTTING UP CAREER NUMBERS

Fourth-year starter Mike Gesell is having a career season leading the team at point guard. The native of South Sioux City, Nebraska, is averaging career bests in scoring (8.6), rebounds (3.4), assists (6.3), field goal percentage (.421), and 3-point accuracy (.394).

Mike Gesell netted his 1,000th career point with his first bucket of the game in the first half at Indiana on Feb. 11. Gesell finished with 17 points -- his highest point total since netting 22 vs. Nebraska on Jan. 5. He also was credited with his 500th career assist in Iowa's win over Minnesota this past Sunday in Iowa City.

Gesell was named Big Ten Player of the Week on Jan. 11 after posting his first career double-double (22 points and 10 assists) in a 77-66 victory over Nebraska (Jan. 5). He scored 19 of his 22 points and dished out seven of his 10 assists in the second half.

After netting a career-best 25 points (7-of-10 FG, 11-of-13 FT) to lift Iowa to an 83-70 win over No. 1 Michigan State, the senior had seven points, seven rebounds, and seven assists in Iowa's victory at No. 14 Purdue on Jan. 2. His efforts earned him national and Big Ten Player of the Week honors on Jan. Jan. 4, by the website *College Sports Madness*.

FLOCKING TO CHA

Iowa sold out 21 home games the last three seasons. The Hawkeyes ranked 20th in national attendance in 2015, averaging 14,101 fans. It is the second straight season and 21st time that Iowa has cracked the top 20 in the national attendance rankings.

Iowa averages 13,594 fans in 2015-16, which includes five sell-out crowds (Michigan State; Michigan; Purdue; Northwestern; Minnesota). Iowa's final two home games against Wisconsin and Indiana are nearing sellout status.

RETURNING STARTS

Iowa returned 134 of a possible 170 starting positions from the previous year (78.8 percent), the second-highest total during the Fran McCaffery era.

Iowa's starting five (Mike Gesell, Anthony Clemmons, Peter Jok, Jarrod Uthoff, Adam Woodbury) have a combined 19 years of college basketball experience.

Season	Ret. Starts From Previous Year	Final Record
2015-16	134 of 170 (78.82 percent)	TBD
2014-15	100 of 165 (60.6 percent)	22-12
2013-14	183 of 190 (96.3 percent)	20-13
2012-13	118 of 175 (67.4 percent)	25-13
2011-12	119 of 155 (76.8 percent)	18-17
2010-11	126 of 160 (78.75 percent)	11-20

PETER JOK NAMED BIG TEN PLAYER OF THE WEEK ON JAN. 18

Peter Jok collected his first Big Ten Player of the Week honor of his career on Jan. 18. Jok led Iowa to a pair of wins at No. 4 Michigan State and Michigan at home. Jok averaged 19.5 points, shooting at a 58 percent clip from the field (14-of-24), including a blistering 63.6 percent (7-of-11) from 3-point range. He also averaged 3.5 rebounds, 1.5 assists, and 1.5 steals per game.

The native of West Des Moines, Iowa, helped snap an 18-game losing skid at Michigan State (Jan. 14) -- Iowa's last win at the Breslin Center came in 1993. Jok netted 19 of his game-high 23 points in the first half against the Spartans. The 6-foot-6, 205-pound guard netted 14 of his 16 points in the second half and had four rebounds in an 82-71 win against Michigan in Iowa City.

Iowa has garnered four weekly honors from the Big Ten Conference this season, including capturing back-to-back Player of the Week laurels; senior Mike Gesell earned the honor last week. It marks the first time Hawkeye players earned consecutive Player of the Week accolades since Adam Haluska (Jan. 30) and Jeff Horner (Feb. 6) earned co-Player of the Week honors in 2006. It is the first time in school history that two Hawkeyes earned the weekly honor in consecutive weeks without sharing the award with another Big Ten student-athlete.

Only twice in school history has three different Hawkeyes earned Big Ten Player of the Week distinction in the same season, 2015-16 (Gesell, Jok, and Uthoff) and 2000-01 (Reggie Evans, Dean Oliver, and Luke Recker -- twice).

Hawkeyes Named Big Ten Player of the Week in 2015-16

Dec. 14	Jarrold Uthoff (co)
Dec. 21	Nicholas Baer (Freshman of the Week)
Jan. 11	Mike Gesell
Jan. 18	Peter Jok

FOUR STRAIGHT 20-WIN SEASONS

Iowa has won 20 games or more each of the last four seasons -- its longest streak in 15 years. It marks the first time since 1996-99 seasons that Iowa has posted four consecutive 20-win campaigns.

DOWN GOES #1

Iowa's victory over Michigan State on Dec. 29, marked the first time it has ever beaten a No. 1 team at home (0-2, 1993 vs. Indiana and 2005 vs. Illinois). It was Iowa's first win against a No. 1 ranked team since beating top-ranked Connecticut in New York City in 1999. Iowa became just the ninth unranked team in the last 20 seasons to beat an AP No. 1 by 13 or more points.

The state of Iowa is just the second state ever to have three teams beat the top-ranked team in the country. UNI toppled UNC on Nov. 21 and Iowa State downed Oklahoma on Jan. 18). Four teams from North Carolina beat No. 1 teams in 1997-98.

DIALING IT UP FROM LONG DISTANCE

Iowa averaged 5.6 3-pointers made per game a year ago. Through 24 games this season, the Hawkeyes are averaging 8.6 triples, which ranks fifth in the Big Ten and 48th nationally.

Iowa's Peter Jok ranks sixth in the league averaging 2.4 triples per game. The Hawkeyes are 10-1 this year when Jok sinks at least three triples in a game.

Iowa made 12 triples in four games this season (Coppin State, Marquette, Dayton, and UMKC). The last time the Hawkeyes made 12+ 3-pointers in a game four times in a season was in 2009-10 (five times). Additionally, eight of Iowa's top 11 treys made in a game during the McCaffery era have occurred the first 20 games this season. Iowa has made 10 or more triples 11 times this season.

Last year, Iowa shot 33.3 percent from behind the arc, which ranked 11th in the league. This season, the Hawkeyes are shooting at a 39.4 percent clip -- 18th best in the nation. Iowa's 3-point percentage (.394) is its best in a season since the 1997-98 season (40.1 percent).

EXPERIENCED BACKCOURT

Iowa has two senior point guards (Mike Gesell and Anthony Clemmons) and a junior shooting guard (Peter Jok) on this year's roster.

Gesell and Clemmons rank 22nd and 76th nationally, respectively, in assist-to-turnover ratio. Clemmons is third on the team in scoring (9.2), while Gesell is fourth (8.6).

Clemmons was named the team's Most Improved Player last spring after leading the team in 3-point accuracy (.373) and posting single-season bests in rebounding, steals, scoring, and free throw percentage in 2014-15. Clemmons is averaging 9.5 points and 3.4 assists over the last 13 games.

Gesell is a four-year starter, who has 1,020 points, 509 assists, and 146 steals. The Hawkeye senior is eight assists from tying B.J. Armstrong for fourth in Iowa career assists.

MUSCLE GAIN

Last season, freshman Dom Uhl was listed a 6-foot-8 and 195 pounds. After a year in the weight room, the sophomore forward checks in a 6-foot-9 and 215 pounds entering this season. Uhl earned the team's Newcomer Award last year.

Uhl is averaging 18 minutes, 6.9 points, and 3.8 rebounds per game this year. He has scored in double figures seven times this season. Uhl posted his first career double-double against UMKC (Dec. 5) with 14 points and a personal-high 10 boards. He had nine points, two rebounds, and a steal at No. 7 Maryland (Jan. 28).

Uhl is shooting 54 percent (14-of-26) from behind the arc in conference play.

He pulled down team bests in rebounds three times this season (Drake, Tennessee Tech, and Nebraska).

Iowa Signs 4 Prep Standouts

Jordan Bohannon, Tyler Cook, Ryan Kriener, and Cordell Pemsil have all signed a National Letter of Intent to attend the University of Iowa in 2016.

Bohannon is a 6-foot-11, 170-pound guard from Linn-Mar High School in Marion, Iowa. Bohannon led his high school team in team in scoring (17.7), assists (4.5), rebounds (4.5), and tied for steals while being named first team All-Metro and All-Conference, second team All-State, Metro Player of the Year. He was a four-year letterman on the basketball team and competed three years on varsity golf team. Bohannon averaged 16 points and six rebounds on the 2015 AAU National, State, and Elite 28 Premier League Champion Martin Brother's squad. He was AAU teammates with Kriener and Pemsil.

Cook is a three-year varsity starter and team captain the last two seasons for Chaminade College Prep in St. Louis. The 6-foot-9, 240-pound All-State honoree as a junior averaged 13 points and six rebounds. Cook was a Nike Global Challenge and Nike Skills Academy participant. He is ranked as the No. 51 player in the 2016 class according to ESPN.

Kriener (pronounced KREEN-ir) is a 6-foot-10, 240 pounds forward from Spirit Lake High School in Spirit Lake, Iowa. He was a 2015 all-conference and second-team all-state honoree. Kriener was a two-time all-region selection for the state tournament. He averaged 19.8 points, while shooting at a 71 percent (204-of-286) clip from the field, and 8.5 rebounds as a junior. Kriener averaged 18 points and 15 rebounds on the 2015 AAU National, State, and Elite 28 Premier League Champion Martin Brother's squad. He was AAU teammates with Bohannon and Pemsil.

Pemsil, a native of Dubuque, Iowa, averaged 15.2 points and 8.75 rebounds his first three seasons at Wahlert High School. He was a two-time first-team all-state and all-conference selection. Pemsil, a three-time team captain, led Wahlert to two straight state championships. He averaged 17.3 points per game as a junior before missing the final seven games due to injury. He was AAU teammates with Bohannon and Kriener. Pemsil also competed on the Wahlert golf and baseball teams for four and three years, respectively.

IOWA'S 2015-16 STATISTICAL COMPARISONS

	All Games	Big Ten	Home Games	Away Games	Iowa Wins	Iowa Losses
Record	20-5	11-2	13-0	7-5	20-0	0-5
Points	80.3	78.2	83.5	76.9	82.1	73.4
Opp. Pts	68.2	68.5	66.5	70.1	65.7	78.4
FG%	.462	.453	.467	.457	.469	.436
FG Def.	.407	.417	.386	.431	.392	.468
3-PT%	.394	.390	.396	.392	.406	.350
3-pt. Def.	.296	.293	.294	.299	.292	.312
FT%	.719	.708	.724	.710	.731	.649
REB	38.4	37.1	40.2	36.6	39.0	36.0
AST	16.4	14.2	17.4	15.3	16.9	14.4
TO	9.8	9.2	9.8	9.8	9.5	11.2
STL	6.8	6.8	7.2	6.4	7.4	4.8
BLK	5.5	5.2	6.0	5.0	6.0	3.6

Iowa in the Rankings

KenPom	5
Sagarin.....	8
BPI	9
RPI	10

Iowa Wins Over Top 50 RPI Teams

11/9	#34 Wichita St (W, 84-61)	Orlando
12/2	#44 Florida State (W, 78-75 - ot)	Iowa City
12/29	#18 Michigan St (W, 83-70)	Iowa City
1/2	#20 Purdue (70-63)	West Lafayette
1/14	#18 Michigan St (76-59)	East Lansing
1/24	#20 Purdue (83-71)	Iowa City

Iowa Career Assists

1.	612	Jeff Horner	2003-06
2.	575	Andre Woolridge	1995-97
3.	561	Dean Oliver	1998-01
4.	517	BJ Armstrong	1986-89
5.	509	Mike Gesell	2012-16

Iowa Career Blocked Shots

1.	365	Acie Earl	1990-93
2.	229	Greg Stokes	1982-85
3.	212	Erek Hansen	2004-06
4.	164	Jarrold Uthoff	2013-16

Iowa Single-Season Blocked Shots

1.	121	Acie Earl	1992
2.	106	Acie Earl	1991
3.	89	Erek Hansen	2006
4.	88	Acie Earl	1993
5.	83	Erek Hansen	2005
6.	79	Greg Stokes	1983
7.	74	Jarrold Uthoff	2016
8.	62	Greg Stokes	1985
9.	58	Greg Stokes	1984
10.	56	Jarrold Uthoff	2015

Iowa Career Scoring

22.	1,188	Dave Gunther	1957-59
	1,188	Bill Logan	1954-56
24.	1,181	Val Barnes	1991-93
25.	1,176	Sam Williams	1967-68
26.	1,172	John Johnson	1969-70
27.	1,168	Chad Calabria	1968-70
28.	1,145	Bob Hansen	1980-83
	1,145	Kevin Kunnert	1971-73
	1,145	Jarrold Uthoff	2013-16
31.	1,119	Melsahn Basabe	2011-04
32.	1,118	Chris Kingsbury	1994-96
	1,118	Michael Payne	1982-85
34.	1,112	Kenny Arnold	1979-82
35.	1,094	Charles Darling	1950-52
36.	1,091	Fred Brown	1970-71
37.	1,090	Ryan Bowen	1995-98
38.	1,072	Pierre Pierce	2002, 04-05
39.	1,060	Glen Worley	2001-04
40.	1,054	Reggie Evans	2001-02
	1,054	Carl Cain	1954-56
42.	1,039	Gerry Jones	1965-67
43.	1,037	Steve Carfino	1981-84
44.	1,025	George Peebles	1964-66
45.	1,020	Mike Gesell	2012-16

Iowa Coaching Victories

1.	269	Tom Davis	1986-99
2.	168	Lute Olson	1975-83
3.	152	Steve Alford	1999-2007
4.	139	Rollie Williams	1930-42, 51
5.	116	Fran McCaffery	2010-present

BAER BECOMES RELIABLE RESERVE

After forward Dale Jones suffered a season-ending knee injury on Dec. 1, Nicholas Baer has seen his minutes increase. The redshirt freshman walk-on has taken advantage of the opportunity.

Baer was named Big Ten Freshman of the Week (Dec. 21) after his performance against Drake (Dec. 19). He scored 13 points making five of his 10 field goal attempts, including going 3-of-5 from 3-point range. The native of Bettendorf, Iowa, also grabbed seven rebounds and blocked a personal-best six shots while playing a career-high 30 minutes in Iowa's 70-64 victory over Drake at the Hy-Vee Big Four Classic in Des Moines.

Baer's six blocks, four of which came in the first half against the Bulldogs, broke the Wells Fargo Arena record in a college basketball game. The six rejections in a game were also the most by an Iowa freshman since Melsahn Basabe denied six shots against Ohio State in 2011. Baer's six blocks helped Iowa establish a school record for total blocks in a game with 14, besting the previous mark of 13 set against Illinois on March 5, 2013.

Baer is averaging 15 minutes off the bench, averaging 4.7 points, shooting at a 43 percent clip from 3-point range (22-of-51) and 2.6 rebounds. Baer's 18 blocked shots on the season rank second best on the team. He has scored in double figures and grabbed five or more rebounds four times this season (UMKC, Drake, Tennessee Tech, and Michigan State).

UTHOFF FILLS IT UP DURING FIRST HALF AT IOWA STATE

Senior Jarrod Uthoff scored 30 first-half points at No. 2/4 Iowa State (Dec. 10), while also grabbing six rebounds, blocking two shots and collecting a steal. Uthoff made 11-of-13 shot attempts, including 5-of-6 from 3-point territory, while also going 3-of-4 from the charity stripe the first 20 minutes of action. He finished the contest with 32 points.

UTHOFF PRODUCING ON THE WING

Jarrold Uthoff has amassed 1,145 points. The senior had his 19-game double-digit scoring streak snapped on Jan. 28, scoring nine points at nationally-ranked Maryland. Uthoff has scored 20 or more 13 times this year, including eight of the last 12 games. Uthoff's 11 20-point games prior to the month of February are the most by a Hawkeye since Adam Haluska in 2006-07 (12).

Uthoff ranks second in the Big Ten in scoring (18.8) and first in blocks (3.0), and is second on the Hawkeyes in 3-pointers (50) and rebounding (6.7). His 3.0 blocks per game ranks sixth best in the nation.

Uthoff is the second Big Ten player since 1996-97 to have 150+ blocks and 120+ 3-pointers made (Minnesota's Michael Bauer, 1999-2004). He is also the second player nationally the last 20 years to average two blocks and two 3-pointers per game (Duke's Shane Battier in 2000-01).

Jarrold Uthoff 2015-16 Recognition

John Wooden Late Season Top 20 List // Oscar Robertson Trophy Top 20 // Lute Olson Award Watch List
Preseason All-Big Ten
Advocare All-Tournament Team
ESPN and NBC Midseason Second Team All-America
Dec. 14 - Big Ten co-Player of the Week
Jan. 18 and Jan. 25 -- *College Sports Madness* Big Ten Player of the Week

IOWA'S SENIOR CLASS

Iowa's senior class has totaled 87 victories in its four years (25 in 2013; 20 in 2014; 22 in 2015; and 20 so far in 2016). The 87 wins tie the 1983 class for third most by a senior class in school history; Iowa's 1989 class ranks first with 97 wins, followed by 95 in the class of 1988.

Iowa's senior class has won 58 home games the past four seasons, which includes winning all 13 home games already contests as seniors. Iowa's 2015 senior class registered a school-record 59 home wins during their four-year careers. Iowa has two remaining home games on its schedule (Feb. 24 vs. Wisconsin and March 1 vs. Indiana).

Iowa's senior class has won at least once at 12 Big Ten arenas. The only gyms in the conference this class has played in and not won a game are the XFINITY Center (Maryland) and the Kohl Center (Wisconsin).

This class has won at Penn State (three times), Ohio State (twice), Northwestern (twice), Illinois (twice), Purdue, Indiana, Michigan State, Nebraska, Minnesota, Rutgers, and Michigan.

Also, the 2016 Iowa senior class has beaten every Big Ten team at least once during their careers.

DISTRIBUTOR AND PROTECTOR

Point guard Mike Gesell has done an outstanding job directing the Hawkeye offense his entire Hawkeye career. Gesell owns two of Iowa's top four assist-to-turnover ratios since the 1996-97 season. His 3.05 ratio in 2013-14 ranks first, while his 2.21 ratio in 2014-15 ranks fourth. Dean Oliver's 2.75 ratio in 2000-01 is second, followed by Ryan Luehrsmann's 2.21 in 1997-98 ranking third.

The native of South Sioux City, Nebraska, ranks 18th in the country in assists (6.3) and 37th in assist-to-turnover ratio (3.1). Gesell collected a career-best 12 assists in Iowa's win over Coppin State and also in Iowa's last game against Minnesota on Sunday. He has been credited with nine or more assists nine times this season and 10 more four times. Gesell is the first Hawkeye with four 10-assist games in a season since B.J. Armstrong in 1988-89. He is on pace to surpass Andre Woolridge, who ranks second in career assists.

He poured in a game and career-best 25 points in lifting Iowa to an 83-70 win over No. 1 Michigan State and posted his first career double-double in Iowa's win over Nebraska (22 points and 10 assists).

HAWKEYE FAST BREAKS

- Iowa has won nine Big Ten games by double digits. It's the most by any Hawkeye team since the 1996-97 season.
- Iowa is 50-7 when scoring 80 points or more, the last six seasons. The Hawkeyes are 60-2 when holding opponents to fewer than 61 points, the last six years.
- Iowa has won 16 straight home games, dating back to last February. The Hawkeyes are 13-0 at home this year, averaging 83.5 points and a +16.9 average margin of victory in those games.
- Iowa has had a player score 20 points or more in 12 of its last 14 games, including three players (Jok, Uthoff, and Clemmons) total 20 or more points at Rutgers (Jan. 21). It marked the first time since 2000 (vs. Missouri) that Iowa had three players reach 20 points in a game: Luke Recker (23), Dean Oliver (22), and Reggie Evans (20). It is the first time three Hawkeyes poured in 20 points in a Big Ten game since 1989 (vs. Northwestern): Roy Marble (22), Ed Horton (21), and B.J. Armstrong (21).
- Iowa went 7-1 during the month of January, with the only loss coming by six points at No. 7 Maryland. The last time Iowa won seven games in the month of January was the 1986-87 season (7-2).
- Iowa posted a 6-1 record during the month of December, with the only loss coming by one point at No. 2/4 Iowa State on Dec. 10.
- Iowa has five wins versus AP Top 25 teams this season, which ties for second-most by the Hawkeyes over the last 20 seasons.
- Iowa swept Purdue for the first time since the 2003-04 campaign.
- Iowa swept both Purdue and Michigan State, boasting a +12.3 average margin of victory in the four games.
- Only four times over the last two decades has Iowa swept the regular season series with the opponent ranked in both games -- two of the four times have taken place this season (Michigan State and Purdue).
- The last time an Iowa team won a share of the Big Ten men's basketball title was 1979, while the last time Iowa won the league title outright was 1970.
- Eighteen of Iowa's 25 games played this season have been contested under two hours.
- Iowa ranks second in the Big Ten in second chance points scored per game (12.9).
- Iowa ranks second in the league, averaging 16.8 points off turnovers.
- Iowa earned its first win over a ranked Big Ten opponent (Purdue) while being ranked in the Top 10 since beating No. 16 Ohio State while ranked No. 8 on Feb 13, 1989.

- Iowa has become the first team since Duke and Kentucky in 1965 to beat the same top-5 opponent by 10 in same year (No. 1 and No. 4 Michigan State by 13 and 17 points, respectively).
- Iowa defeated top-15 teams in back-to-back games (No. 1 Michigan State and No. 14 Purdue) for the first time since Nov., 2004 (beat No. 12 Louisville and No. 15 Texas).
- Iowa beat two ranked Big Ten (No. 1 Michigan State and No. 14 Purdue) teams in the same week for the first time since 1987.
- Adam Woodbury has led Iowa in rebounding in eight of the last nine contests, including controlling a career-high 15 boards vs. Penn State and at Indiana the last two weeks.
- Iowa has posted road wins over a Big Ten ranked opponent each of the last three seasons.
- Iowa swept Michigan State for the first time since the 1992-93 season. The Hawkeyes' win in East Lansing on Jan. 14, was their first since 1993, snapping an 18-game losing streak at the Breslin Center. Iowa's 17-point win over Michigan State is its largest victory over the Spartans in East Lansing since a 75-57 win March 12, 1983.
- Iowa is only the second Big Ten team in the last 20 seasons to start 2-0 in conference play with both victories coming against ranked opponents (2009-10 Michigan State).
- Iowa's win over Purdue on Jan. 2 is its first in West Lafayette, Indiana, since Feb. 1, 2006. Its victory at No. 4 Michigan State on Jan. 14, is its first since Jan. 28, 1993.
- Iowa has won 38 of its last 39 nonleague home games, dating back to Nov., 2011. The lone loss came to Iowa State in 2014.
- Iowa won 21 regular season games last season, the most by a Hawkeye team since 2006 (22).
- Iowa's win over Florida State on Dec. 2, clinched the Big Ten/ACC Challenge for the Big Ten. The Hawkeyes have clinched the Challenge for the Big Ten each of the last two years.
- Iowa has competed in postseason play the last four years: NIT second round in 2012; NIT runner-up in 2013; NCAA first round in 2014; NCAA third round in 2015. The Hawkeyes tied for third place in the Big Ten last season -- its best finish in nine years.
- The Hawkeyes won seven true road games last season, including winning its final six regular-season Big Ten games for the first time since 1955. The seven total road wins were the most by a Hawkeye team since 1987.
- Iowa's 12 conference wins last season are the most by a Hawkeye team since 1997. Also, its third place finish was its best in nine seasons.
- Iowa's 83-52 effort over Davidson in the NCAA Second Round was the program's first tournament win since 2001. It also marked the largest margin of victory in an NCAA Tournament 7/10 match-up.
- Iowa has had a first-team All-Big Ten honoree in each of the last two seasons: Devyn Marble in 2014 and Aaron White in 2015.

BLOCK PARTY

Iowa's length has affected a number of opponent shot attempts this season. The Hawkeyes have blocked 138 shots this season (5.5), which ranks second in the conference and 17th nationally.

Uthoff has put together back-to-back 50+ block seasons, totaling 56 last season and 74 this year. He is the first Hawkeye since Erek Hansen in 2005 and 2006 to register more than 50 rejections in consecutive seasons.

Iowa ranks first in the nation in 23 blocked shots on 3-point attempts, with Jarrod Uthoff blocking 13 of the 23. Uthoff's 13 blocks on opponent 3-point attempts ranks him ahead of 340 Division I teams.

INCREASED WORK LOAD

The last couple seasons, Adam Woodbury split time at the center position with Gabriel Olaseni. With Olaseni having graduated, Woodbury's minutes have increased. The 7-foot-1 center averaged 21 minutes per game a year ago alongside Olaseni. In his career when playing 28 minutes or more, Woodbury averages 10.9 points and 7.5 rebounds per game. The senior has played over 28 minutes eight times this year.

Woodbury has totaled seven double-doubles this season, which ties five other players for the most in the league. Woodbury is the first Hawkeye to record a double-double in three straight games (Rutgers, Purdue, and Maryland) since Greg Brunner in 2005-06. He has led the team in rebounding the last eight games, including snagging a career-best 15 boards against Penn State and at Indiana last Thursday night.

Woodbury is averaging 11.1 rebounds per game over the last eight games. He is the second Hawkeye the past 20 years to grab 84 or more rebounds in a seven game span (Jan. 21-Feb. 11); Reggie Evans was the other Hawkeye to accomplish the feat in 2000-01 and 2001-02.

Woodbury grabbed 13 defensive rebounds against Penn State on Feb. 3 -- the most by a Hawkeye since Kurt Looby (Nov. 13, 2006 versus The Citadel).

FRESH START

Peter Jok started 2015 with a new number, changing from No. 3 last year to No. 14 this season.

Jok ranks second on the team in scoring (15.8 ppg) and second in free throw accuracy (.827, 62-of-75). He has scored 20 or more points eight times this season, including a career-best 29 points at Rutgers on Jan. 21. The 29-point outburst at Rutgers ties for seventh most by a Hawkeye during the Fran McCaffery era.

Iowa is 10-1 this season when Jok makes at least three triples in a game (Iowa State).

After averaging seven points per game a season ago, Jok has surged 8.8 points this year averaging 15.8 points per contest. The +8.8 improvement is tops among Big Ten players over the last two seasons.

The Hawkeye junior averaged 21 points in two games against Michigan State early in conference play. His 23 points at Michigan State (Jan. 14) and 16 against Michigan (Jan. 17) earned Jok Big Ten Player of the Week accolades.

Jok is one of four Hawkeyes since 2005-06 to average two or more 3-pointers and one steal per game in a season (Jeff Horner in 2006; Adam Haluska in 2007; Matt Gatens in 2012).

NOTING IOWA'S COMEBACK AGAINST PURDUE

- Iowa trailed by 19 points at Purdue with 2:21 remaining in the first half. The Hawkeyes trailed by 17 points at halftime, which is the largest halftime comeback between major-conference teams this season.
- The 19-point comeback is the third largest in school history and second biggest in a Big Ten contest. The Hawkeyes rallied from 23 points against Gardner-Webb in 2012 and 22 points at Illinois in 1987. Iowa won the Illinois game in overtime.
- Iowa is the fourth Division I team in the last 20 seasons to beat an AP Top 15 team after trailing by 17-or-more points at the half, and only the second team to accomplish the feat on the road.

WELCOME NEWCOMERS

Despite having four returning starters, plus another who has starting experience, Iowa welcomes 10 newcomers to its 2015-16 roster. The 10 newcomers includes two players who received red-shirts last season (Nicholas Baer and Brady Ellingson). Iowa's 10 newcomers ties for third most among Division I schools: Portland State and Tennessee State have 11, followed by Iowa, UTEP, and Nebraska with 10.

The Hawkeyes add five freshmen (Isaiah Moss, Andrew Fleming, Brandon Hutton, Ahmad Wagner, and Christian Williams), and three junior college transfers (Dale Jones, and Michael and Steven Soukup). Jones is out of action the remainder of this season due to suffering a knee injury at practice on Dec. 1.

UTHOFF, GESELL EARN ACADEMIC DISTINCTION

Mike Gesell and Jarrod Uthoff were named 2016 Academic All-District first team honorees for their combined performance athletically and in the classroom. The Hawkeye duo will advance to the Capital One Academic All-America Team ballot, where first-, second-, and third-team All-America honorees will be selected later this month.

It marks the second straight year that Gesell and Uthoff earned the academic all-district distinction.

Gesell, a native of South Sioux City, Nebraska, garnered a cumulative grade point average of 4.11 this past fall taking leisure studies graduate classes after earning a finance degree in May 2015. The team co-captain ranks 15th nationally in assists (6.3) and is 22nd in assist-to-turnover ratio (3.1). Gesell is averaging career bests in rebounds (3.4), assists (6.3), field goal percentage (.421), and 3-point accuracy (.394). Gesell scored career point No. 1,000 at Indiana on Feb. 11.

Uthoff, a native of Cedar Rapids, Iowa, posted a 4.00 cumulative grade point average last semester taking leisure studies graduate classes after earning his degree in economics in May 2015. Uthoff has scored in double figures in all but one game this season, including netting 20 points or more 12 times. The team co-captain leads the Big Ten in blocked shots (3.0) and is second in scoring (18.8). He became the third Hawkeye in school history to amass 1,000 points and 150 blocks in a career (Acie Earl and Greg Stokes). Uthoff is the second player nationally the last 20 years to average two blocks and two 3-pointers per game (Duke's Shane Battier in 2000-01).

Gesell was a third team Academic All-America his junior year.

STEADY IMPROVEMENT..

Since Fran McCaffery was named head coach at Iowa in 2010, he has guided the Hawkeyes to improvement each season.

Year	Record	Big Ten Finish	Postseason
2011	11-20	4-14 (10th)	N/A
2012	18-17	8-10 (T-7th)	NIT Second Round
2013	25-13	9-9 (6th)	NIT runners-up
2014	20-13	9-9 (6th)	NCAA First Round
2015	22-12	12-6 (T-3rd)	NCAA Third Round

IN MEMORY..

Iowa's all-time leading scorer, Roy Marble, passed away on Sept. 11, 2015, at the age of 48. Marble led the Hawkeyes to four straight NCAA Tournament appearances, including advancing to the Elite Eight in 1987 and Sweet 16 in 1988, and led the team in scoring three consecutive seasons.

In memory of Marble, RM23 is stitched on the upper right corner of Iowa's jerseys this season.

IOWA VS. RANKED TEAMS

Iowa is ranked No. 4 by the Associated Press and sixth in the *USA Today* Coaches Poll this week.

Iowa has played nine games against ranked opponents, posting a 5-4 record, which includes winning four of its last six contests (No. 1 Michigan State; No. 14 Purdue; No. 4 Michigan State; No. 22 Purdue).

Iowa became just the fifth team ever, and first team since Duke and Kentucky in 1965, to beat the same top-5 opponent by 10 in same season.

Below are Iowa's results versus nationally-ranked opponents this season:

At Home:	83-71 over 22nd-ranked Purdue, 1/24/16 83-70 over 1st-ranked Michigan State, 12/29/15
On the Road:	83-82 loss to 2nd-ranked Iowa State, 12/10/15 76-59 over 4th-ranked Michigan State, 1/14/16 70-63 over 14th-ranked Purdue, 1/2/16 74-68 loss to 7th-ranked Maryland, 1/28/16
Neutral Court:	68-62 loss to 17th-ranked Notre Dame, 11/27/15 84-61 over 20th-ranked Wichita State, 11/29/15

UTHOFF NAMED TO ADVOCARE INVITE ALL-TOURNAMENT TEAM

Iowa's Jarrod Uthoff was one of five players named to the 2015 Advocare Invitational All-Tournament Team. Uthoff joined Xavier's Trevon Bluiett and Jalen Reynolds, Scoochie Smith of Dayton, and Justin Robinson of Monmouth (MVP).

Uthoff averaged 20 points in three games (Dayton, Notre Dame, and Wichita State), reaching double figures in the first half in all three games. The Hawkeye senior also averaged 5.7 rebounds and 2.7 blocks, and shot at a 50 percent clip (23-of-46).

CLOSING OUT THE NONCONFERENCE SCHEDULE

Iowa finished its nonconference schedule with a record of 9-3. Fran McCaffery's last four Hawkeye teams, including this season, won at least nine nonleague games: 2016 (9); 2015 (9); 2014 (11); 2013 (11). Iowa's 2012 team won eight nonconference contests.

UTHOFF NAMED BIG TEN CO-PLAYER OF THE WEEK -- DEC. 14

Iowa's Jarrod Uthoff was named Big Ten Co-Player of the Week along with Maryland's Melo Trimble on Dec. 14. The honor is the second of Uthoff's career.

Uthoff shot 61 percent from the field (22-of-36), including a blistering 69 percent from 3-point range (9-of-13), and 86 percent from the free throw line (6-of-7) in two games, averaging nearly a double-double (29.5 points and nine rebounds).

The native of Cedar Rapids, Iowa, scored a career-high 27 points in a 90-56 win over Western Illinois, and then bested that performance with a personal-best 32 points at No. 2/4 Iowa State.

The Hawkeye senior scored 24 of his 27 points in the first half against the Leathernecks and 30 of his 32 in the first 20 minutes against the Cyclones. Uthoff's 32 points are the most by a Hawkeye since Matt Gatens had 33 against Wisconsin in 2012, and the most by a Big Ten player this season against a ranked opponent.

GESELL CANDIDATE FOR SENIOR CLASS AWARD

Senior Mike Gesell is one of 30 candidates for the Senior CLASS Award.

An acronym for Celebrating Loyalty and Achievement for Staying in School, the Senior CLASS Award focuses on the total student-athlete and encourages students to use their platform in athletics to make a positive impact as leaders in their communities. To be eligible for the award, student-athletes must be classified as an NCAA Division I senior and have notable achievements in four areas of excellence: community, classroom, character, and competition.

2 HAWKEYES SELECTED IN LAST 2 NBA DRAFTS

Roy Devyn Marble and Aaron White were selected in the second round of the NBA Draft each of the past two seasons -- Marble in 2014 by Orlando and White in 2015 by Washington.

The Hawkeyes are one of four Big Ten schools to have multiple players drafted by NBA teams the last two years:

Michigan - 3
Michigan State - 3
IOWA - 2
Wisconsin - 2

THREE TIMES THE CHARM

Iowa posted a 22-12 record last season, reaching the 20-win plateau for the third consecutive season. For the first time in 15 years, Iowa won 20 or more games in three consecutive seasons. The last time Iowa won at least 20 games four straight seasons was 1995-1999 -- Tom Davis' last five seasons as Iowa's head coach.

MCCAFFERY IN COACHES CHARITY CHALLENGE

Infiniti, ESPN, NABC and the NCAA have teamed up again to produce a one-of-a-kind charity competition -- the Infiniti Coaches' Charity Challenge.

For 10 weeks, 48 coaches compete in a round robin bracket tournament for the chance to win \$100,000 for charity. Iowa's Fran McCaffery is one of 48 collegiate coaches taking part in this challenge.

Fan participation will determine the ultimate winner over an eight-week period by registering and voting on a custom microsite on ESPN.com/Infiniti. The tournament is divided into four rounds. The coaches with the most votes will advance to the next round and earn more money for their charity. For the second straight year, McCaffery is one of 16 coaches who earned enough votes to advance to the third round of voting.

Visit ESPN.com/Infiniti each day and vote for McCaffery, using multiple email addresses, and his charity -- Holden Comprehensive Cancer Center.

HAWKEYEBASKETBALL.COM

Check out the Iowa basketball team's website, HawkeyeBasketball.com, devoted to everything on-and-off-the-court surrounding the program.

HawkeyeBasketball.com, allows fans a chance to go behind the scenes with the Hawkeye basketball program on and off the court. The site is complete with exclusive videos, photo galleries and content featuring the basketball program.

McCAFFERY'S HONORED WITH FIGHTING SPIRIT AWARD

The American Cancer Society honored Fran and Margaret McCaffery with the Fighting Spirit Award, Sept. 30, in Troy, New York, at the 10th Anniversary Coaches vs. Cancer Basket Ball. The McCaffery's were honored for bringing attention and their tremendous amount of fundraising for cancer research.

McCaffery was also honored with the Coaches vs. Cancer Champion Award during Final Four Weekend in Indianapolis last April.

The honor is awarded annually to a college coach who has been engaged vigorously in the Coaches vs. Cancer program's fundraising, education and promotional initiatives and has demonstrated leadership in the fight to save more lives from cancer.

The McCaffery's helped raise \$176,000 at October's cancer research fundraiser, which will benefit the Adolescent and Young Adult Program Fund in Johnson County. The McCaffery family committed \$22,000 this year and an additional \$10,000 per year for the duration of his contract at Iowa.

COACHING EXPERIENCE

Fran McCaffery has the most experienced coaching staff in the country. The Iowa men's basketball staff has 67 years of combined collegiate head coaching experience and more than 130 years of collegiate coaching under their belts -- the most experience of any Division I college basketball program in the country. Listed below are the number of years of head coaching experience on the Iowa staff.

Coach	Years
Fran McCaffery _____	19 years
Kirk Speraw's _____	20 years
Sherman Dillard _____	10 years
Andrew Francis _____	2 years
Billy Taylor _____	11 years
Al Seibert _____	5 years

IOWA HEADSHOTS AVAILABLE ONLINE

Up-to-date head shots of all Iowa players and coaches are available on the internet at pics.hawkeyesports.com.

ON THE HORIZON

Iowa will have a week between games, returning to action on Wednesday, Feb. 24, against Wisconsin. The Hawkeyes and Badgers will tipoff at 7:35 p.m. (CT) on Mediacom Court at Carver-Hawkeye Arena in the only regular season meeting. Tickets are still available for the Feb. 24 contest against Wisconsin.



IOWA HAWKEYE BASKETBALL

UPDATED IOWA PLAYER BIO

Nicholas Baer



51

RS-Fr., 6-7, 200, Forward
Bettendorf, Iowa
Bettendorf HS

- Non-scholarship athlete
- Scored in double figures four times; led or shared team lead in blocked shots four times
- Ranks second on the team in blocked shots per game (0.7)
- Surpassed 100 career points after scoring seven points against Northwestern (Jan. 31)
- Connected on 22 triples (22-of-51, .431) and is averaging 14.6 minutes per game off the bench
- Grabbed 5+ rebounds in six games
- Made both 3-point field goal attempts, and had a rebound, assist, and one steal in season opening win over Gardner-Webb
- Grabbed two rebounds and was credited with a block in win at Marquette
- Averaged 3.7 rebounds and 3.3 points in three games off the bench at the Advocare Invitational
- Blocked two shots vs. #17 Notre Dame
- Tallied eight points on 3-of-4 shooting from the field, including 2-of-3 from 3-point range, in win over #20 Wichita State
- Posted personal bests in scoring (14) and 3-pointers (4), while also grabbing five rebounds in victory over UMKC
- Named Big Ten Freshman of the Week (Dec. 21) after scoring 13 points (5-10 FG, 3-5 3-pt FG), grabbing a personal-best seven rebounds, and blocking a Wells Fargo Arena record six shots in win over Drake
- His six blocks against Drake are the most by a Hawkeye freshman since Melsahn Basabe denied six against Ohio State in 2011
- Netted a personal-best 19 points on 8-of-10 shooting from the field, including 3-of-4 from 3-point range, while also pulling down five rebounds and collecting two steals in win over Tennessee Tech
- Netted 11 points on 4-of-7 shooting from the field, including 1-of-3 from beyond the arc, while also blocking two shots in win over #1 Michigan State

2015-16 Game-by-Game

Opponent	Date	gs	min	Total		3-Pointers		Free throws		Rebounds				pf	a	t/o	blk	stl	pts	avg
				fg-aga	pct	3fg-aga	pct	ft-fta	pct	off	def	tot	avg							
GARDNER-WEBB	11/13/15	13	2-5	.400	2-2	1.000	0-0	.000	0	1	1	1.0	0	1	0	0	1	6	6.0	
COPPIN STATE	11/15/15	14	0-2	.000	0-2	.000	0-0	.000	0	2	2	1.5	1	1	1	1	0	0	3.0	
at Marquette	11/19/15	7	0-0	.000	0-0	.000	0-0	.000	1	1	2	1.7	2	0	0	1	0	0	2.0	
vs DAYTON	11/26/15	16	1-3	.333	0-0	.000	0-0	.000	4	2	6	2.8	2	1	1	0	0	2	2.0	
vs NOTRE DAME	11/27/15	8	0-1	.000	0-1	.000	0-0	.000	2	1	3	2.8	2	0	0	2	0	0	1.6	
vs WICHITA STATE	11/29/15	24	3-4	.750	2-3	.667	0-0	.000	1	1	2	2.7	2	0	1	0	1	8	2.7	
FLORIDA STATE	12/02/15	9	0-1	.000	0-1	.000	0-0	.000	0	1	1	2.4	2	0	0	0	2	0	2.3	
UMKC	12/05/15	15	5-8	.625	4-5	.800	0-0	.000	2	3	5	2.8	0	0	0	0	1	14	3.8	
WESTERN ILLINOIS	12/07/15	13	1-3	.333	0-2	.000	0-0	.000	0	5	5	3.0	0	1	1	0	0	2	3.6	
at Iowa State	12/10/15	7	1-4	.250	0-3	.000	0-0	.000	1	1	2	2.9	0	0	0	0	0	2	3.4	
vs Drake	12/19/15	30	5-10	.500	3-5	.600	0-0	.000	3	4	7	3.3	3	2	0	6	1	13	4.3	
TENNESSEE TECH	12/22/15	23	8-10	.800	3-4	.750	0-0	.000	0	5	5	3.4	2	0	0	1	2	19	5.5	
MICHIGAN STATE	12/29/15	21	4-7	.571	1-3	.333	2-2	1.000	2	3	5	3.5	2	1	0	2	1	11	5.9	
at Purdue	01/02/16	16	3-3	1.000	1-1	1.000	0-0	.000	2	2	4	3.6	0	0	2	2	0	7	6.0	
NEBRASKA	01/05/16	16	0-0	.000	0-0	.000	2-4	.500	1	2	3	3.5	2	1	1	1	1	2	5.7	
at Michigan State	01/14/16	17	1-3	.333	0-1	.000	1-2	.500	0	2	2	3.4	2	2	1	0	1	3	5.6	
MICHIGAN	01/17/16	20	2-5	.400	1-4	.250	2-2	1.000	0	1	1	3.3	1	1	0	0	1	7	5.6	
at RUTGERS	01/21/16	13	0-3	.000	0-3	.000	0-0	.000	2	0	2	3.2	1	1	0	0	1	0	5.3	
PURDUE	01/24/16	11	1-1	1.000	1-1	1.000	0-0	.000	1	0	1	3.1	2	0	1	1	1	3	5.2	
at Maryland	01/28/16	7	0-3	.000	0-3	.000	0-0	.000	0	0	0	3.0	2	0	0	1	0	0	5.0	
NORTHWESTERN	01/31/16	17	3-6	.500	1-1	1.000	0-0	.000	0	1	1	2.9	1	0	0	0	1	7	5.0	
PENN STATE	02/03/16	19	3-4	.750	2-3	.667	0-1	.000	0	1	1	2.8	0	1	2	0	1	8	5.2	
at Illinois	02/07/16	7	1-2	.500	1-2	.500	0-0	.000	0	1	1	2.7	1	0	0	0	0	3	5.1	
at Indiana	02/11/16	13	0-1	.000	0-1	.000	0-0	.000	1	0	1	2.6	3	0	0	0	1	0	4.9	
MINNESOTA	02/14/16	9	0-0	.000	0-0	.000	0-0	.000	3	0	3	2.6	3	1	0	0	0	0	4.7	
Totals		0	365	44-89	.494	22-51	.431	7-11	.636	26	40	66	2.6	36	14	11	18	17	117	4.7

Games played: 25
 Minutes/game: 14.6
 Points/game: 4.7
 FG Pct: 49.4
 3FG Pct: 43.1
 FT Pct: 63.6

Rebounds/game: 2.6
 Assists/game: 0.6
 Turnovers/game: 0.4
 Assist/turnover ratio: 1.3
 Steals/game: 0.7
 Blocks/game: 0.7

- Shot 1.000 from the field (3-3 FG, 1-1 3-pt FG), while grabbing four rebounds and rejecting two shots in road win over #14 Purdue
- In 16 minutes off the bench, collected three rebounds in addition to recording one blocked shot and one steal in victory over Nebraska
- Tallied three points, connecting on only shot attempt in home win over #22 Purdue; also collected one rebound, a block, and a steal
- Scored seven points on 3-of-6 shooting from the field, including one 3-painter against Northwestern; recorded one board and a steal
- Netted eight points and posted one rebound, an assist, and a steal in home win over Penn State

Personal Bests

Points: 19 vs. Tennessee Tech, 12/22/15
Rebounds: 7 vs. Drake, 12/19/15
FGM: 8 vs. Tennessee Tech, 12/22/15
FGA: 10, 2x, last vs. Tennessee Tech, 12/12/15
3-pt FG: 4 vs. UMKC, 12/5/15
3-pt FGA: 5, 2x, last vs. Drake, 12/19/15
FTM: 2 vs. Michigan State, 12/29/15
FTA: 4 vs. Nebraska, 1/5/16
Assists: 2, 2x, last vs. Michigan State, 1/14/16
Steals: 2, 2x, last vs. Tennessee Tech, 12/22/15
Blocks: 6 vs. Drake 12/19/15
Minutes: 30 vs. Drake, 12/19/15

CAREER STATISTICS

YEAR	G/GS	FG-A	PCT	3-PT	PCT	FT-A	PCT	RB	AVG	PF-FO	AS	TO	BK	ST	PTS	AVG
Fresh.	25/0	44-89	.494	22-51	.431	7-11	.636	66	2.6	36-0	14	11	18	17	117	4.7
TOTALS	25/0	44-89	.494	22-51	.431	7-11	.636	66	2.6	36-0	14	11	18	17	117	4.7



IOWA HAWKEYE BASKETBALL

UPDATED IOWA PLAYER BIO

Anthony Clemmons



5

Sr., 6-2, 200, Guard
Lansing, Mich.
Sexton HS

- Averaging 12 points and 3.5 assists over the last seven games
- Made two 3-pointers in two of the last three games
- Made at least one 3-pointer in 16 games this season
- Scored in double figures 14 times this season, including eight of the last 10 games, after reaching double figures a combined six times the last two years
- Credited with six or more assists six times; ranks 11th in the Big Ten in assists per game (3.6)
- Defensively, held Bryn Forbes of Michigan State to five total points in two games; Illinois' Kendrick Nunn to six points; Maryland's Melo Trimble to 11 points; Purdue's Raphael Davis to 10 total points in two contests
- Ranks 76th nationally in assist/turnover ratio (2.5)
- Tied a career high with six free throws made in season opening win over Gardner-Webb
- Had seven points and five assists in victory over Coppin State
- Posted a season high in assists (7), while scoring 11 and tallying three steals in win at Marquette
- Reached double figures in second consecutive contest, scoring 11, to go along with a team-high six assists against Dayton
- Collected 10 points, a season-high four rebounds, and a team-best four assists in overtime win over Florida State
- Tallied 13 points, missing only two shot attempts, while also recording six assists in victory over UMKC
- Registered nine points, six assists and had a team-best three steals in win over Western Illinois
- Netted 10 points in victory over Drake
- Scored 11 points, snagged five rebounds, and had two assists in win over Tennessee Tech
- Led the team with five assists in upset victory over #1 Michigan State
- Dropped eight points, while also recording a game and career-high four steals in road victory over #14 Purdue
- Equaled a season high with 13 points and dished out two assists in road win over #4 Michigan State
- Recorded six assists and scored five points in win against Michigan

2015-16 Game-by-Game

Opponent	Date	gs	min	Total		3-Pointers		Free throws		Rebounds				pts	avg						
				fg-fga	pct	3fg-fga	pct	ft-fa	pct	off	def	tot	avg								
GARDNER-WEBB	11/13/15	*	33	1-7	.143	0-3	.000	6-8	.750	0	2	2	2.0	2	2	3	0	0	8	8.0	
COPPIN STATE	11/15/15	*	13	3-7	.429	0-2	.000	1-2	.500	1	1	2	2.0	0	5	0	1	0	7	7.5	
at Marquette	11/19/15	*	28	5-10	.500	1-3	.333	0-0	.000	1	1	2	2.0	1	7	3	0	3	11	8.7	
vs DAYTON	11/26/15	*	34	5-9	.556	1-2	.500	0-0	.000	0	3	3	2.3	3	6	2	0	2	11	9.3	
vs NOTRE DAME	11/27/15	*	28	1-3	.333	1-2	.500	0-0	.000	1	2	3	2.4	4	1	2	0	1	3	8.0	
vs WICHITA STATE	11/29/15	*	21	2-6	.333	1-1	1.000	0-0	.000	0	1	1	2.2	1	3	1	0	1	5	7.5	
FLORIDA STATE	12/02/15	*	36	4-9	.444	0-2	.000	2-5	.400	1	3	4	2.4	1	4	3	0	1	10	7.9	
UMKC	12/05/15	*	26	5-7	.714	1-1	1.000	2-2	1.000	1	1	2	2.4	2	6	0	0	0	13	8.5	
WESTERN ILLINOIS	12/07/15	*	29	3-7	.429	1-2	.500	2-2	1.000	0	2	2	2.3	2	6	1	1	3	9	8.6	
at Iowa State	12/10/15	*	36	3-6	.500	1-4	.250	0-0	.000	0	4	4	2.5	0	4	2	1	1	7	8.4	
vs Drake	12/19/15	*	27	4-9	.444	1-5	.200	1-2	.500	0	2	2	2.5	0	1	0	1	0	10	8.5	
TENNESSEE TECH	12/22/15	*	26	4-9	.444	1-3	.333	2-2	1.000	1	4	5	2.7	0	2	2	0	0	11	8.8	
MICHIGAN STATE	12/29/15	*	28	1-3	.333	0-1	.000	0-3	.000	0	1	1	2.5	3	5	1	0	1	2	8.2	
at Purdue	01/02/16	*	30	3-9	.333	2-4	.500	0-0	.000	0	1	1	2.4	3	3	1	0	4	8	8.2	
NEBRASKA	01/05/16	*	17	0-3	.000	0-2	.000	0-0	.000	0	1	1	2.3	1	0	0	0	0	0	7.7	
at Michigan State	01/14/16	*	31	4-8	.500	2-4	.500	3-5	.600	0	3	3	2.4	2	2	3	0	0	13	8.0	
MICHIGAN	01/17/16	*	30	2-6	.333	1-4	.250	0-0	.000	0	1	1	2.3	2	6	2	1	1	5	7.8	
at RUTGERS	01/21/16	*	34	8-12	.667	2-6	.333	2-3	.667	0	3	3	2.3	2	5	0	0	1	20	8.5	
PURDUE	01/24/16	*	31	2-3	.667	0-1	.000	6-10	.600	0	3	3	2.4	1	6	1	0	2	10	8.6	
at Maryland	01/28/16	*	30	4-7	.571	2-4	.500	1-2	.500	1	3	4	2.5	3	4	0	1	0	11	8.7	
NORTHWESTERN	01/31/16	*	27	3-7	.429	0-1	.000	3-3	1.000	0	2	2	2.4	1	0	3	0	2	9	8.7	
PENN STATE	02/03/16	*	24	4-8	.500	0-3	.000	4-4	1.000	1	5	6	2.6	2	4	1	0	1	12	8.9	
at Illinois	02/07/16	*	37	4-10	.400	2-3	.667	0-2	.000	1	5	6	2.7	3	2	3	0	4	10	8.9	
at Indiana	02/11/16	*	34	5-13	.385	2-6	.333	0-0	.000	1	2	3	2.8	3	5	1	0	1	12	9.0	
MINNESOTA	02/14/16	*	37	5-8	.625	0-1	.000	2-3	.667	0	2	2	2.7	4	2	2	0	0	12	9.2	
Totals			25	727	85-186	.457	22-70	.314	37-58	.638	10	58	68	2.7	46	91	37	6	29	229	9.2

Games played: 25
 Minutes/game: 29.1
 Points/game: 9.2
 FG Pct: 45.7
 3FG Pct: 31.4
 FT Pct: 63.8

Rebounds/game: 2.7
 Assists/game: 3.6
 Turnovers/game: 1.5
 Assist/turnover ratio: 2.5
 Steals/game: 1.2
 Blocks/game: 0.2

- Dished out five assists and tallied a career-high 20 points on a career-high eight field goals in road win over Rutgers
- Tied a career high with six free throws made and set a personal best with 10 free throws attempted in home win over #22 Purdue; tallied 10 points and led the team with a game-high six assists
- Registered 11 points and a team-best four assists at #7 Maryland
- Went 3-of-3 from the charity stripe on his way to nine points in win over Northwestern; recorded two steals
- Grabbed a career-high six rebounds and led team with four assists on way to scoring 12 points in home win over Penn State
- Logged a career-high 37 minutes at Illinois, equalling career bests in rebounds (6) and steals (4), while scoring 10 points
- Attempted 13 field goals, including six 3-point field goals, both season bests, at #22 Indiana (12 points, 5 assists)
- Equaled a career high in minutes played (37) in win over Minnesota, scoring 12 points and posting two assists

Personal Bests

Points: 20 vs. Rutgers, 1/21/16
Rebounds: 6, 2x, last vs. Illinois, 2/7/16
FGM: 8 vs. Rutgers, 1/21/16
FGA: 13 vs. Indiana, 2/11/16
3-pt FG: 3, 2x, last vs. Gonzaga, 3/22/15
3-pt FGA: 6, 2x, last vs. Indiana, 2/11/16
FTM: 6, 3x, last vs. Purdue, 1/24/16
FTA: 10 vs. Purdue, 1/24/16
Assists: 9 vs. Coppin State, 12/22/12
Steals: 4, 2x, last vs. Illinois, 2/7/16
Blocks: 2 vs. Nebraska-Omaha, 11/10/13
Minutes: 37, 2x, last vs. Minnesota, 2/14/16

CAREER STATISTICS

YEAR	G/GS	FG-A	PCT	3-PT	PCT	FT-A	PCT	RB	AVG	PF-FO	AS	TO	BK	ST	PTS	AVG
Fresh.	38/13	55-146	.377	17-47	.362	38-52	.731	62	1.6	68-1	105	63	8	21	165	4.3
Soph.	32/0	24-47	.511	6-16	.375	24-39	.615	41	1.3	34-0	54	29	4	11	78	2.4
Junior	34/12	48-126	.381	22-59	.373	45-60	.750	66	1.9	53-0	64	38	1	24	163	4.8
Senior	25/25	85-186	.457	22-70	.314	37-58	.638	68	2.7	46-0	91	37	6	29	229	9.2
TOTALS	129/50	212-505	.420	67-192	.349	144-209	.689	237	1.8	201-1	314	167	19	85	635	4.9



IOWA HAWKEYE BASKETBALL

UPDATED IOWA PLAYER BIO

Brady Ellingson



24

RS-Fr., 6-4, 190, Guard
Sussex, Wis.
Sussex HS

- Competed in seven games before sitting out the remainder of the last season due to injury; received a medical redshirt
- Tallied eight points in Iowa's win over Purdue (Jan. 21), his highest scoring output in a game since netting nine vs. Dayton on Nov. 26
- Made at least one 3-pointer in nine games this season, including 3 against Dayton -- a career-best
- Played double-digit minutes in 13 of Iowa's 25 games off the bench this season
- Poured in a game and personal-high 20 points (7-8 FG, 1-2 3-pt FG, 5-6 FT) in 17 minutes of action in win over Coppin State
- Had three points, two rebounds, one assist, and one steal in victory at Marquette
- Tallied nine points on 3-of-5 shooting from 3-point territory against Dayton
- Finished with five points, making both field goal attempts, in win over #20 Wichita State
- Netted seven points in back-to-back victories over UMKC and Western Illinois
- Scored eight points on 3-of-5 shooting from the field while recording one rebound, an assist, and a steal in home win over #22 Purdue

2015-16 Game-by-Game

Opponent	Date	gs	min	Total		3-Pointers		Free throws		Rebounds				pf	a	t/o	blk	stl	pts	avg
				fg-fga	pct	3fg-fga	pct	ft-fa	pct	off	def	tot	avg							
GARDNER-WEBB	11/13/15	23	2-6	.333	0-4	.000	0-0	.000	0	1	1	1.0	3	0	1	0	1	4	4.0	
COPPIN STATE	11/15/15	17	7-8	.875	1-2	.500	5-6	.833	1	2	3	2.0	1	1	1	0	0	20	12.0	
at Marquette	11/19/15	14	1-2	.500	1-2	.500	0-0	.000	1	1	2	2.0	1	1	0	0	1	3	9.0	
vs DAYTON	11/26/15	12	3-5	.600	3-5	.600	0-0	.000	0	0	0	1.5	0	1	0	0	0	9	9.0	
vs NOTRE DAME	11/27/15	8	0-2	.000	0-2	.000	0-0	.000	0	2	2	1.6	1	0	0	0	0	0	7.2	
vs WICHITA STATE	11/29/15	11	2-2	1.000	1-1	1.000	0-0	.000	0	2	2	1.7	3	0	0	0	0	5	6.8	
FLORIDA STATE	12/02/15	7	0-2	.000	0-2	.000	0-0	.000	0	0	0	1.4	1	2	1	0	0	0	5.9	
UMKC	12/05/15	15	3-6	.500	1-4	.250	0-0	.000	0	0	0	1.3	2	1	1	0	0	7	6.0	
WESTERN ILLINOIS	12/07/15	17	2-4	.500	1-3	.333	2-3	.667	0	3	3	1.4	1	1	1	0	0	7	6.1	
at Iowa State	12/10/15	4	0-1	.000	0-1	.000	0-0	.000	0	0	0	1.3	0	2	0	0	0	0	5.5	
vs Drake	12/19/15	16	2-2	1.000	1-1	1.000	0-0	.000	0	1	1	1.3	2	0	0	0	1	5	5.5	
TENNESSEE TECH	12/22/15	11	1-4	.250	1-4	.250	0-0	.000	0	0	0	1.2	0	0	1	0	0	3	5.3	
MICHIGAN STATE	12/29/15	8	0-0	.000	0-0	.000	0-0	.000	0	1	1	1.2	0	0	1	0	0	0	4.8	
at Purdue	01/02/16	8	0-0	.000	0-0	.000	0-0	.000	0	0	0	1.1	1	0	1	0	0	0	4.5	
NEBRASKA	01/05/16	6	1-2	.500	0-1	.000	0-0	.000	0	0	0	1.0	1	0	0	0	0	2	4.3	
at Michigan State	01/14/16	10	0-1	.000	0-1	.000	0-0	.000	0	0	0	0.9	0	0	0	0	0	0	4.1	
MICHIGAN	01/17/16	2	0-0	.000	0-0	.000	0-0	.000	0	0	0	0.9	0	0	1	0	0	0	3.8	
at RUTGERS	01/21/16	2	0-0	.000	0-0	.000	0-0	.000	0	0	0	0.8	0	0	0	0	0	0	3.6	
PURDUE	01/24/16	11	3-5	.600	2-4	.500	0-0	.000	0	1	1	1.8	1	1	0	0	1	8	3.8	
at Maryland	01/28/16	7	0-1	.000	0-1	.000	0-0	.000	0	1	1	0.9	0	0	0	0	0	0	3.7	
NORTHWESTERN	01/31/16	15	1-3	.333	0-2	.000	0-1	.000	0	0	0	0.8	0	1	0	0	1	2	3.6	
PENN STATE	02/03/16	9	0-1	.000	0-1	.000	0-0	.000	0	1	1	0.8	3	1	0	0	0	0	3.4	
at Illinois	02/07/16	4	0-2	.000	0-2	.000	0-0	.000	0	0	0	0.8	0	0	0	0	0	0	3.3	
at Indiana	02/11/16	1	0-0	.000	0-0	.000	0-0	.000	0	0	0	0.8	0	0	1	0	0	0	3.1	
MINNESOTA	02/14/16	3	0-1	.000	0-1	.000	0-0	.000	0	0	0	0.7	0	0	0	0	0	0	3.0	
Totals		0	241	28-60	.467	12-44	.273	7-10	.700	2	16	18	0.7	21	12	10	0	5	75	3.0

Games played: 25
 Minutes/game: 9.6
 Points/game: 3.0
 FG Pct: 46.7
 3FG Pct: 27.3
 FT Pct: 70.0

Rebounds/game: 0.7
 Assists/game: 0.5
 Turnovers/game: 0.4
 Assist/turnover ratio: 1.2
 Steals/game: 0.2

Personal Bests

- Points:** 20 vs. Coppin State, 11/15/15
- Rebounds:** 3, 2x, last vs. Western Illinois, 12/7/15
- FGM:** 7 vs. Coppin State, 11/15/15
- FGA:** 8 vs. Coppin State, 11/15/15
- 3-pt FG:** 3 vs. Dayton, 11/26/15
- 3-pt FGA:** 5 vs. Dayton, 11/26/15
- FTM:** 5 vs. Coppin State, 11/15/15
- FTA:** 6 vs. Coppin State, 11/15/15
- Assists:** 2, 3x, last vs. Iowa State, 12/10/15
- Steals:** 1, 6x, last vs. Northwestern, 1/31/16
- Blocks:** - - -
- Minutes:** 23 vs. Gardner-Webb, 11/13/15

CAREER STATISTICS

YEAR	G/GS	FG-A	PCT	3-PT	PCT	FT-A	PCT	RB	AVG	PF-FO	AS	TO	BK	ST	PTS	AVG
Fresh.	7/0	4-8	.500	4-6	.667	1-2	.500	0	0.0	1-0	4	1	0	1	13	1.9
RS-Fresh.	25/0	28-60	.467	12-44	.273	7-10	.700	18	0.7	21-0	12	10	0	5	75	3.0
TOTALS	32/0	32-68	.471	16-50	.320	8-12	.667	18	0.6	22-0	16	11	0	6	88	2.8



IOWA HAWKEYE BASKETBALL

UPDATED IOWA PLAYER BIO

Andrew Fleming



2

**Fr., 6-5, 206, Guard
Nashville, Tenn.
Oak Hill Academy (Va.)**

- Played in 10 contests
- Tallied five points, six rebounds, and three assists in win over Coppin State
- Registered two points, two rebounds, and three assists in victory at Marquette
- Made only 3-point field goal attempt in win over #20 Wichita State
- Netted six points, bolstered by 4-of-4 shooting from the foul line, in victory over UMKC
- Scored five points and had two assists in win over Western Illinois
- Appeared in first Big Ten game of career in home win over Northwestern; registered one block
- Tallied one assist in home win over Penn State

Personal Bests

Points: 6 vs. UMKC, 12/5/15
Rebounds: 6 vs. Coppin State, 11/15/15
FGM: 2, 2x, last vs. Western Illinois, 12/7/15
FGA: 7 vs. Coppin State, 11/15/15
3-pt FG: 1, 3x, last vs. Western Illinois, 12/7/15
3-pt FGA: 5 vs. Coppin State, 11/15/15
FTM: 4 vs. UMKC, 12/5/15
FTA: 4, 2x, last vs. UMKC, 12/5/15
Assists: 4 vs. Coppin State, 11/15/15
Steals: - - -
Blocks: 1 vs. Northwestern, 1/31/16
Minutes: 22 vs. Coppin State, 11/15/15

2015-16 Game-by-Game

Opponent	Date	gs	min	Total		3-Pointers		Free throws		Rebounds			pf	a	t/o	blk	stl	pts	avg	
				fg-fga	pct	3fg-fga	pct	ft-fa	pct	off	def	tot								avg
GARDNER-WEBB	11/13/15	4	0-1	.000	0-0	.000	1-2	.500	0	1	1	1.0	1	0	1	0	0	1	1.0	
COPPIN STATE	11/15/15	22	2-7	.286	1-5	.200	0-4	.000	1	5	6	3.5	1	4	3	0	0	5	3.0	
at Marquette	11/19/15	8	1-2	.500	0-1	.000	0-0	.000	1	1	2	3.0	1	3	2	0	0	2	2.7	
vs DAYTON	11/26/15	1	0-0	.000	0-0	.000	0-0	.000	0	0	0	2.3	1	0	0	0	0	0	2.0	
vs NOTRE DAME	11/27/15	5	1-1	1.000	1-1	1.000	0-0	.000	0	0	0	1.8	0	0	0	0	0	3	2.2	
UMKC	12/05/15	10	1-3	.333	0-2	.000	4-4	1.000	0	0	0	1.5	1	1	0	0	0	6	2.8	
WESTERN ILLINOIS	12/07/15	14	2-5	.400	1-2	.500	0-0	.000	0	0	0	1.3	0	2	0	0	0	5	3.1	
TENNESSEE TECH	12/22/15	7	0-0	.000	0-0	.000	0-0	.000	0	0	0	1.1	1	0	2	0	0	0	2.8	
NORTHWESTERN	01/31/16	4	0-1	.000	0-1	.000	0-0	.000	0	0	0	1.0	0	0	0	1	0	0	2.4	
PENN STATE	02/03/16	4	0-1	.000	0-0	.000	0-0	.000	0	0	0	0.9	0	1	1	0	0	0	2.2	
Totals		0	79	7-21	.333	3-12	.250	5-10	.500	2	7	9	0.9	6	11	9	1	0	22	2.2

Games played: 10
 Minutes/game: 7.9
 Points/game: 2.2
 FG Pct: 33.3
 3FG Pct: 25.0
 FT Pct: 50.0

Rebounds/game: 0.9
 Assists/game: 1.1
 Turnovers/game: 0.9
 Assist/turnover ratio: 1.2
 Blocks/game: 0.1

CAREER STATISTICS

YEAR	G/GS	FG-A	PCT	3-PT	PCT	FT-A	PCT	RB	AVG	PF-FO	AS	TO	BK	ST	PTS	AVG
Fresh.	10/0	7-21	.333	3-12	.250	5-10	.500	9	0.9	6-0	11	9	1	0	22	2.2
TOTALS	10/0	7-21	.333	3-12	.250	5-10	.500	9	0.9	6-0	11	9	1	0	22	2.2



IOWA HAWKEYE BASKETBALL

UPDATED IOWA PLAYER BIO

Mike Gesell



10

Sr., 6-2, 190, Guard
South Sioux City, Neb.
South Sioux City HS

- 45th on Iowa's all-time scoring list with 1,020 points
- 2015 Academic All-America Third Team and Academic All-District First Team honoree in 2015 & 2016
- 2014 and 2015 Academic All-Big Ten selection
- One of 30 candidates for 2016 Senior CLASS Award
- First Hawkeye since B.J. Armstrong in 1988-89 to be credited with 10 or more assists in four games in a single-season
- Became the 45th Hawkeye in program history and second this season to amass 1,000 career points after scoring 17 points against Indiana (Feb. 11)
- Mike Gesell (1,020 points, 509 assists, 146 steals) is close to becoming the fourth Hawkeye in history to total 1,000 points, 500 assists, and 150 steals in a career (B.J. Armstrong, Dean Oliver, Jeff Horner)
- Earned college degree in three years
- Named National and Big Ten Player of the Week by website *College Sports Madness* (Jan. 4)
- Named Big Ten Player of the Week by the league office (Jan. 4)
- Scored in double figures nine times this season
- Led team in steals nine times and assists 16 times this season
- Ranks 18th nationally in assists (6.3) and is 22nd in assist-to-turnover ratio (2.8)
- Dished out 10+ assists four times this season, becoming first Hawkeye to do so since Jeff Horner (2005-06)
- Ranks third in the Big Ten in assists (6.3), 12th in steals (1.2), and second in assist/turnover ratio (2.8)
- Ranks fifth in Iowa career assists and third among active Big Ten players (509)
- Dished out 21 assists (7.0 apg) in three games at the Advocare Invitational
- Credited with a personal-best 12 assists to go along with five points, and four boards in win over Coppin State; the 12 assists tie for the fifth most in a single-game in school history
- Registered 11 points, four assists, and a game-best four steals in victory at Marquette
- Posted back-to-back 37-minute, 14-point, 9-assist games against ranked opponents (#17 Notre Dame and #20 Wichita State) in Orlando
- Netted double figures for the third straight game in overtime victory over Florida State (10 points)

2015-16 Game-by-Game

Opponent	Date	gs	min	Total		3-Pointers		Free throws		Rebounds				pf	a	t/o	blk	stl	pts	avg	
				fg-fga	pct	3fg-fga	pct	ft-fa	pct	off	def	tot	avg								
GARDNER-WEBB	11/13/15	*	28	1-3	.333	0-1	.000	0-0	.000	0	4	4	4.0	2	9	3	0	3	2	2.0	
COPPIN STATE	11/15/15	*	19	1-3	.333	1-2	.500	2-2	1.000	1	3	4	4.0	2	12	2	0	2	5	3.5	
at Marquette	11/19/15	*	28	5-11	.455	1-1	1.000	0-0	.000	0	3	3	3.7	1	4	0	0	4	11	6.0	
vs DAYTON	11/26/15	*	15	2-4	.500	1-1	1.000	2-3	.667	0	0	0	2.8	4	3	2	0	0	7	6.3	
vs NOTRE DAME	11/27/15	*	37	5-15	.333	0-3	.000	4-6	.667	2	1	3	2.8	1	9	1	0	1	14	7.8	
vs WICHITA STATE	11/29/15	*	37	4-7	.571	1-2	.500	5-6	.833	0	5	5	3.2	1	9	3	0	0	14	8.8	
FLORIDA STATE	12/02/15	*	40	4-8	.500	1-2	.500	1-2	.500	0	4	4	3.3	3	3	4	0	1	10	9.0	
UMKC	12/05/15	*	23	1-4	.250	0-1	.000	0-1	.000	0	3	3	3.3	3	6	1	0	3	2	8.1	
WESTERN ILLINOIS	12/07/15	*	22	1-3	.333	0-0	.000	0-1	.000	1	3	4	3.3	1	7	4	1	1	2	7.4	
at Iowa State	12/10/15	*	35	3-10	.300	1-2	.500	2-2	1.000	0	2	2	3.2	2	8	5	0	0	9	7.6	
vs Drake	12/19/15	*	34	7-8	.875	2-2	1.000	1-2	.500	0	3	3	3.2	0	4	0	1	0	17	8.5	
TENNESSEE TECH	12/22/15	*	27	1-3	.333	0-0	.000	0-0	.000	0	4	4	3.3	2	10	2	1	2	2	7.9	
MICHIGAN STATE	12/29/15	*	33	7-10	.700	0-0	.000	11-13	.846	0	3	3	3.2	3	3	1	0	2	25	9.2	
at Purdue	01/02/16	*	33	2-5	.400	1-2	.500	2-4	.500	1	6	7	3.5	4	7	1	1	1	7	9.1	
NEBRASKA	01/05/16	*	35	5-7	.714	1-1	1.000	11-13	.846	1	3	4	3.5	2	10	3	0	0	22	9.9	
at Michigan State	01/14/16	*	20	4-10	.400	0-1	.000	0-1	.000	0	3	3	3.5	2	6	1	0	0	8	9.8	
MICHIGAN	01/17/16	*	33	1-4	.250	0-2	.000	2-2	1.000	2	3	5	3.6	1	7	0	1	2	4	9.5	
at RUTGERS	01/21/16	*	33	0-5	.000	0-1	.000	0-1	.000	0	3	3	3.6	1	9	3	0	1	0	8.9	
PURDUE	01/24/16	*	32	1-7	.143	1-2	.500	3-7	.429	0	5	5	3.6	2	5	5	0	1	6	8.8	
at Maryland	01/28/16	*	33	6-10	.600	0-2	.000	0-1	.000	0	3	3	3.6	3	1	4	0	1	12	9.0	
NORTHWESTERN	01/31/16	*	25	1-6	.167	0-1	.000	2-2	1.000	1	3	4	3.6	1	4	2	0	1	4	8.7	
PENN STATE	02/03/16	*	25	0-5	.000	0-1	.000	2-2	1.000	0	2	2	3.5	0	2	1	0	2	2	8.4	
at Illinois	02/07/16	*	31	3-6	.500	0-0	.000	2-2	1.000	0	1	1	3.4	2	1	1	0	1	8	8.4	
at Indiana	02/11/16	*	32	6-9	.667	1-1	1.000	4-6	.667	2	1	3	3.4	3	6	2	0	1	17	8.8	
MINNESOTA	02/14/16	*	32	1-8	.125	1-2	.500	2-2	1.000	0	2	2	3.4	2	12	0	0	0	5	8.6	
Totals			25	742	72-171	.421	13-33	.394	58-81	.716	11	73	84	3.4	48	157	51	5	30	215	8.6

Games played: 25
 Minutes/game: 29.7
 Points/game: 8.6
 FG Pct: 42.1
 3FG Pct: 39.4
 FT Pct: 71.6

Rebounds/game: 3.4
 Assists/game: 6.3
 Turnovers/game: 2.0
 Assist/turnover ratio: 3.1
 Steals/game: 1.2
 Blocks/game: 0.2

- Led team with seven assists in win over Western Illinois
- Dished out a team-best eight assists to go along with nine points at #2 Iowa State
- Tallied a team-best 17 points (7-8 FG, 2-2 3-pt FG, 1-2 FT), including slamming home a crucial basket with 30 seconds left, while also dishing out a team-best four assists in victory over Drake
- Credited with a game-high 10 assists to go along with two steals, four rebounds and two points in win over Tennessee Tech
- Scored a career-high 25 points in victory over #1 Michigan State, shooting 7-of-10 from the floor, while converting a career-high 11-of-13 from the free throw line
- Dished out a game-high seven assists in addition to recording seven points and grabbing seven rebounds in road win over #14 Purdue
- Notched first career double-double (22 points & 10 assists), connecting on 11-of-13 free throws in win over Nebraska
- Posted a game-high six assists and added eight points in road victory over #4 Michigan State
- Scored four points and led team in assists (7) and steals (2) in home win over Michigan
- Dished out a team-high nine assists and recorded one steal in win over Rutgers

- Grabbed five boards and posted five assists while scoring six points in home victory over #22 Purdue
- Tallied 12 points at #7 Maryland
- Led the team with four assists vs. Northwestern
- Scored eight points and recorded one assist, rebound, and steal at Illinois
- Netted 17 points -- his highest point total since netting 22 vs. Nebraska on Jan. 5 -- and led the team with six assists at #22 Indiana
- Matched a personal best in assists (12) while recording zero turnovers and five points against Minnesota

Personal Bests

Points: 25 vs. Michigan State, 12/29/15
Rebounds: 7 vs. Purdue, 1/2/16
FGA: 7, 5x, last vs. Michigan State, 12/29/15
FGM: 15, 3x, last vs. Notre Dame, 11/27/15
3-pt FG: 4, 2x, last at Penn State, 2/15/14
3-pt FGA: 6, 3x, last vs. Penn, 11/22/13
FTM: 11, 2x, last vs. Nebraska, 1/5/16
FTA: 13, 2x, last vs. Nebraska, 1/5/16
Assists: 12, 2x, last vs. Minnesota, 2/14/16
Steals: 5 at Penn State, 2/28/15
Blocks: 1, 24x, last vs. Purdue, 1/2/16
Minutes: 42 at Wisconsin, 2/6/13

CAREER STATISTICS

YEAR	G/GS	FG-A	PCT	3-PT	PCT	FT-A	PCT	RB	AVG	PF-FO	AS	TO	BK	ST	PTS	AVG
Fresh.	34/30	106-263	.403	33-104	.317	50-63	.794	88	2.6	63-0	89	59	10	40	295	8.7
Soph.	33/33	90-240	.375	29-92	.315	49-73	.671	67	2.0	64-1	128	42	4	43	258	7.8
Junior	34/34	97-238	.408	16-60	.267	42-61	.689	66	1.9	58-0	135	61	5	33	252	7.4
Senior	25/25	72-171	.421	13-33	.394	58-81	.716	84	3.4	48-0	157	51	5	30	215	8.6
TOTALS	126/122	365-912	.400	91-289	.315	199-278	.716	305	2.4	233-2	509	213	24	146	1020	8.1



IOWA HAWKEYE BASKETBALL

UPDATED IOWA PLAYER BIO

Peter Jok



14

Jr., 6-6, 205, Guard
West Des Moines, Iowa
Valley HS

- Averaging 20 points the last five games
- Iowa is 10-1 this season when Jok makes at least three 3-pointers in a game
- Iowa's leading scorer in nine games this season, including four of the last six
- Ranks second on the team in scoring (15.8 ppg) and free throw accuracy (62-of-75, .827), and first in 3-pointers made (59)
- Averaging 8.8 more points per game this season compared to his sophomore campaign; second best points per game improvement in the Big Ten
- Named Big Ten Player of the Week by the league office (Jan. 18)
- Tallied 20+ points eight times this season, including a career-high 29 at Rutgers (Jan. 21); Iowa is 8-0 when he scores 20 or more points
- One-of-four Hawkeyes since 2005-06 to average 2+ 3-pointers and 1+ steal in a season (Horner, Haluska, Gatens)
- Ranks sixth in the Big Ten in 3-pointers made per game (2.5) and fourth in steals (1.5)
- Made multiple triples 18 times, including 10 of the last 11 games; has hit four or more three's seven times this season
- Registered double figures in scoring 19 times this season, including 10 straight games
- Led the team in steals in nine games this season
- Scored eight points before leaving game due to an ankle injury in season opening win over Gardner-Webb
- Did not play against Coppin State due to injury
- Tallied a game-high 20 points, bolstered by 4-of-6 shooting from 3-point range, in victory at Marquette
- Posted two 12-point, 6-rebound games at the Advocate Invitational (Dayton and Wichita State)
- Collected a career-high four steals and poured in a career-best 24 points, including sinking a go-ahead 3-pointer with 26 seconds left in overtime, to best Florida State
- Scored 16 of his 18 points in the second half to go along with four rebounds and a team-best two steals at #2 Iowa State
- Poured in 21 points, bolstered by sinking a career-high five 3-pointers, in win over Tennessee Tech

2015-16 Game-by-Game

Opponent	Date	gs	min	Total		3-Pointers		Free throws		Rebounds				pf	a	t/o	blk	stl	pts	avg	
				fg-fga	pct	3fg-3fga	pct	ft-fta	pct	off	def	tot	avg								
GARDNER-WEBB	11/13/15	*	10	2-5	.400	2-3	.667	2-2	1.000	1	0	1	1.0	2	0	0	0	1	8	8.0	
at Marquette	11/19/15	*	18	7-12	.583	4-6	.667	2-2	1.000	0	3	3	2.0	3	3	2	0	1	20	14.0	
vs DAYTON	11/26/15	*	27	5-12	.417	1-6	.167	1-3	.333	2	4	6	3.3	1	2	3	0	1	12	13.3	
vs NOTRE DAME	11/27/15	*	33	3-15	.200	2-9	.222	0-0	.000	1	3	4	3.5	2	3	1	0	0	8	12.0	
vs WICHITA STATE	11/29/15	*	19	3-9	.333	0-4	.000	6-6	1.000	2	4	6	4.0	3	0	1	0	0	12	12.0	
FLORIDA STATE	12/02/15	*	34	8-20	.400	3-9	.333	5-6	.833	0	2	2	3.7	3	2	2	0	4	24	14.0	
UMKC	12/05/15	*	15	3-8	.375	2-4	.500	2-2	1.000	0	0	0	3.1	2	0	0	0	1	10	13.4	
WESTERN ILLINOIS	12/07/15	*	15	4-7	.571	1-3	.333	0-0	.000	0	3	3	3.1	3	1	2	0	2	9	12.9	
at Iowa State	12/10/15	*	29	7-12	.583	4-7	.571	0-0	.000	0	4	4	3.2	2	2	2	0	2	18	13.4	
vs Drake	12/19/15	*	23	2-10	.200	0-4	.000	0-0	.000	0	2	2	3.1	2	2	0	0	0	4	12.5	
TENNESSEE TECH	12/22/15	*	21	7-16	.438	5-10	.500	2-2	1.000	1	0	1	2.9	1	2	0	0	1	21	13.3	
MICHIGAN STATE	12/29/15	*	29	5-12	.417	3-5	.600	6-8	.750	2	1	3	2.9	4	4	1	0	3	19	13.8	
at Purdue	01/02/16	*	32	5-13	.385	0-6	.000	1-2	.500	3	6	9	3.4	3	2	0	0	2	11	13.5	
NEBRASKA	01/05/16	*	31	3-12	.250	2-6	.333	0-0	.000	0	1	1	3.2	2	1	1	0	1	8	13.1	
at Michigan State	01/14/16	*	31	8-13	.615	3-5	.600	4-4	1.000	1	2	3	3.2	1	1	0	0	2	23	13.8	
MICHIGAN	01/17/16	*	28	6-11	.545	4-6	.667	0-0	.000	0	4	4	3.3	3	2	1	0	1	16	13.9	
at RUTGERS	01/21/16	*	35	10-19	.526	5-9	.556	4-5	.800	1	4	5	3.4	2	1	1	0	3	29	14.8	
PURDUE	01/24/16	*	30	6-12	.500	1-4	.250	0-1	.000	0	1	1	3.2	4	0	2	1	3	13	14.7	
at Maryland	01/28/16	*	31	5-12	.417	2-6	.333	2-2	1.000	1	2	3	3.2	4	1	1	0	0	14	14.7	
NORTHWESTERN	01/31/16	*	22	6-10	.600	4-7	.571	10-12	.833	0	5	5	3.3	1	1	0	0	1	26	15.3	
PENN STATE	02/03/16	*	27	5-9	.556	2-4	.500	0-0	.000	1	1	2	3.2	1	3	2	0	0	12	15.1	
at Illinois	02/07/16	*	31	7-18	.389	3-7	.429	6-6	1.000	2	3	5	3.3	1	2	2	0	2	23	15.5	
at Indiana	02/11/16	*	30	4-7	.571	2-3	.667	2-4	.500	2	2	4	3.3	3	0	3	0	2	12	15.3	
MINNESOTA	02/14/16	*	34	8-14	.571	4-8	.500	7-8	.875	0	1	1	3.3	2	1	2	0	2	27	15.8	
Totals			24	635	129-288	.448	59-141	.418	62-75	.827	20	58	78	3.3	55	36	29	1	35	379	15.8

Games played: 24
 Minutes/game: 26.5
 Points/game: 15.8
 FG Pct: 44.8
 3FG Pct: 41.8
 FT Pct: 82.7

Rebounds/game: 3.3
 Assists/game: 1.5
 Turnovers/game: 1.2
 Assist/turnover ratio: 1.2
 Steals/game: 1.5
 Blocks/game: 0.0

- Scored 19 points in victory over #1 Michigan State, adding three steals and matching a career high in assists with four
- Tallied 11 points, while leading the team with a game and career-high nine rebounds in road win over #14 Purdue
- Scored a game-high 23 points (8-13 FG, 3-5 3-pt FG) and posted two steals in road win over #4 Michigan State
- Connected on 4-of-6 triples, scoring 14 of his 16 points in the second half in a home victory against Michigan
- Led team with a career-high 29 points, while shooting 5-of-9 from behind the arc in road win at Rutgers; the 29 points ties for the seventh most by a Hawkeye during the Fran McCaffery era
- Shot 50 percent from the field (6-of-12), scoring 13 points while posting a team-high three steals in win over #22 Purdue
- Led team with 14 points at #7 Maryland
- Led team with 26 points while going a career-best 10-of-12 from the free throw line and 4-of-7 from downtown; scored 22 of Iowa's first 25 second-half points

- Scored 12 points and dished out three assists in home win over Penn State
- Led all scorers with 23 points (7-18 FG, 3-7 3-FG, 6-6 FT) and grabbed five rebounds in win at Illinois
- Scored a game-high 27 points, bolstered by four 3-pointers, in win over Minnesota

Personal Bests

Points: 29 vs. Rutgers, 1/21/16
Rebounds: 9, 2x, last vs. Purdue, 1/2/16
FGM: 10 vs. Rutgers, 1/21/16
FGA: 20 vs. Florida State, 12/2/15
3-pt FG: 5, 2x, last vs. Rutgers, 1/21/16
3-pt FGA: 10 vs. Tennessee Tech, 12/22/15
FTM: 10 vs. Northwestern, 1/31/16
FTA: 12 vs. Northwestern, 1/31/16
Assists: 4, 4x, last vs. Michigan State, 12/29/15
Steals: 4 vs. Florida State, 12/2/15
Blocks: 1, 8x, last vs. Purdue, 1/24/16
Minutes: 35 vs. Rutgers, 1/21/16

CAREER STATISTICS

YEAR	G/GS	FG-A	PCT	3-PT	PCT	FT-A	PCT	RB	AVG	PF-FO	AS	TO	BK	ST	PTS	AVG
Fresh.	27/0	38-95	.400	16-46	.348	27-34	.794	25	0.9	18-0	19	13	3	9	119	4.4
Soph.	34/21	83-232	.358	36-105	.343	37-41	.902	88	2.6	63-1	44	43	4	19	239	7.0
Junior	24/24	129-288	.448	59-141	.418	62-75	.827	78	3.3	55-0	36	29	1	35	379	15.8
TOTALS	85/45	250-615	.407	111-292	.380	126-150	.840	191	2.2	136-1	99	85	8	63	737	8.7



IOWA HAWKEYE BASKETBALL

UPDATED IOWA PLAYER BIO

Dale Jones



1

Jr., 6-7, 220, Forward
Waterloo, Iowa
Waterloo West HS
Tyler JC (Texas)

- Suffered a knee injury on Dec. 1 in practice and will miss the remainder of the season
- Shot at a 45 percent clip from 3-point range (9-of-20)
- Averaged eight points, making 6-of-14 from 3-point range, in Iowa's first three games
- Tallied a personal-best 16 points (6-9 FG, 4-6 3-pt FG), and had seven rebounds and two assists in win over Coppin State
- Registered five points and four rebounds in victory at Marquette
- Scored a combined nine points (three triples) in the three games played at the Advocare Invitational

Personal Bests

Points: 16 vs. Coppin State, 11/15/15
Rebounds: 7 vs. Coppin State, 11/15/15
FGM: 6 vs. Coppin State, 11/15/15
FGA: 9 vs. Coppin State, 11/15/15
3-pt FG: 4 vs. Coppin State, 11/15/15
3-pt FGA: 6 vs. Coppin State, 11/15/15
FTM: ---
FTA: ---
Assists: 2 vs. Coppin State, 11/15/15
Steals: 1 vs. Dayton, 11/26/15
Blocks: 1, 2x, last vs. Dayton, 11/26/15
Minutes: 22 vs. Coppin State, 11/15/15

2015-16 Game-by-Game

Opponent	Date	gs	min	Total		3-Pointers		Free throws		Rebounds				pf	a	t/o	blk	stl	pts	avg
				fg-fga	pct	3fg-fga	pct	ft-fa	pct	off	def	tot	avg							
GARDNER-WEBB	11/13/15	10	1-4	.250	1-4	.250	0-0	.000	0	4	4	4.0	3	0	0	0	0	3	3.0	
COPPIN STATE	11/15/15	22	6-9	.667	4-6	.667	0-0	.000	1	6	7	5.5	1	2	2	1	0	16	9.5	
at Marquette	11/19/15	16	2-7	.286	1-4	.250	0-0	.000	1	3	4	5.0	2	0	1	0	0	5	8.0	
vs DAYTON	11/26/15	15	2-6	.333	2-3	.667	0-0	.000	0	3	3	4.5	3	1	1	1	1	6	7.5	
vs NOTRE DAME	11/27/15	8	0-2	.000	0-1	.000	0-0	.000	0	0	0	3.6	1	0	0	0	0	0	6.0	
vs WICHITA STATE	11/29/15	7	1-2	.500	1-2	.500	0-0	.000	0	0	0	3.0	1	0	0	0	0	3	5.5	
Totals		0	78	12-30	.400	9-20	.450	0-0	.000	2	16	18	3.0	11	3	4	2	1	33	5.5

Games played: 6
 Minutes/game: 13.0
 Points/game: 5.5
 FG Pct: 40.0
 3FG Pct: 45.0

Rebounds/game: 3.0
 Assists/game: 0.5
 Turnovers/game: 0.7
 Assist/turnover ratio: 0.8
 Steals/game: 0.2
 Blocks/game: 0.3

CAREER STATISTICS

YEAR	G/GS	FG-A	PCT	3-PT	PCT	FT-A	PCT	RB	AVG	PF-FO	AS	TO	BK	ST	PTS	AVG
Junior	6/0	12-30	.400	9-20	.450	0-0	.000	18	3.0	11-0	3	4	2	1	33	5.5
TOTALS	6/0	12-30	.400	9-20	.450	0-0	.000	18	3.0	11-0	3	4	2	1	33	5.5



IOWA HAWKEYE BASKETBALL

UPDATED IOWA PLAYER BIO

Michael Soukup



3

2015-16 Game-by-Game

Opponent	Date	gs	min	Total		3-Pointers		Free throws		Rebounds				pf	a	t/o	blk	stl	pts	avg
				fg-fga	pct	3fg-fga	pct	ft-fa	pct	off	def	tot	avg							
COPPIN STATE	11/15/15	4	0-0	.000	0-0	.000	0-1	.000	0	1	1	1.0	0	1	0	0	0	0	0.0	
UMKC	12/05/15	2	1-1	1.000	1-1	1.000	0-0	.000	0	0	0	0.5	0	1	0	0	0	3	1.5	
WESTERN ILLINOIS	12/07/15	4	0-1	.000	0-1	.000	0-0	.000	0	0	0	0.3	0	0	0	0	0	1.0		
TENNESSEE TECH	12/22/15	3	0-2	.000	0-1	.000	0-0	.000	0	0	0	0.3	0	0	0	0	0	0.8		
PENN STATE	02/03/16	1	0-0	.000	0-0	.000	0-0	.000	0	0	0	0.2	0	0	0	0	0	0.6		
Totals		0	14	1-4	.250	1-3	.333	0-1	.000	0	1	1	0.2	0	2	0	0	3	0.6	

Games played: 5
 Minutes/game: 2.8
 Points/game: 0.6
 FG Pct: 25.0
 3FG Pct: 33.3
 FT Pct: 0.0

Rebounds/game: 0.2
 Assists/game: 0.4
 Assist/turnover ratio: 99.9

Jr., 6-4, 165, Guard
Danville, Iowa
Danville HS
Southeastern CC

- Non-scholarship athlete
- Identical twin, Steven, is a teammate
- Played in five games
- Had one rebound and an assist in four minutes of game action in win over Coppin State
- Made his only 3-point attempt and collected in an assist in victory over UMKC

Personal Bests

Points: 3 vs. UMKC, 12/5/15
Rebounds: 1 vs. Coppin State, 11/15/15
FGM: 1 vs. UMKC, 12/5/15
FGA: 2 vs. Tennessee Tech, 12/22/15
3-pt FG: 1 vs. UMKC, 12/5/15
3-pt FGA: 1, 3x, last vs. Tennessee Tech, 12/22/15
FTM: ---
FTA: 1 vs. Coppin State, 11/15/15
Assists: 1, 2x, last vs. UMKC, 12/5/15
Steals: ---
Blocks: ---
Minutes: 4, 2x, last vs. Western Illinois, 12/7/15

CAREER STATISTICS

YEAR	G/GS	FG-A	PCT	3-PT	PCT	FT-A	PCT	RB	AVG	PF-FO	AS	TO	BK	ST	PTS	AVG
Junior	5/0	1-4	.250	1-3	.333	0-1	.000	1	0.2	0-0	2	0	0	0	3	0.6
TOTALS	5/0	1-4	.250	1-3	.333	0-1	.000	1	0.2	0-0	2	0	0	0	3	0.6



IOWA HAWKEYE BASKETBALL

UPDATED IOWA PLAYER BIO

Steven Soukup



13

Jr., 6-4, 175, Guard
Danville, Iowa
Danville HS
Southeastern CC

- Non-scholarship athlete
- Identical twin, Michael, is a teammate
- Played in five games
- Had two rebounds and an assist in four minutes of game action in win over Coppin State
- Grabbed one rebound in victory over Western Illinois
- Recorded one rebound in first career Big Ten game against Penn State

Personal Bests

Points: ---
 Rebounds: 2 vs. Coppin State, 11/15/15
 FGM: ---
 FGA: 2 vs. Coppin State, 11/15/15
 3-pt FG: ---
 3-pt FGA: 1 vs. Western Illionois, 12/7/15
 FTM: ---
 FTA: ---
 Assists: 1 vs. Coppin State, 11/15/15
 Steals: ---
 Blocks: ---
 Minutes: 4, 2x, last vs. Western Illinois, 12/7/15

2015-16 Game-by-Game

Opponent	Date	gs	min	Total		3-Pointers		Free throws		Rebounds				pf	a	t/o	blk	stl	pts	avg
				fg-fga	pct	3fg-fga	pct	ft-fa	pct	off	def	tot	avg							
COPPIN STATE	11/15/15	4	0-2	.000	0-0	.000	0-0	.000	0	2	2	2.0	1	1	0	0	0	0	0	0.0
UMKC	12/05/15	2	0-0	.000	0-0	.000	0-0	.000	0	0	0	1.0	0	0	0	0	0	0	0	0.0
WESTERN ILLINOIS	12/07/15	4	0-1	.000	0-1	.000	0-0	.000	0	1	1	1.0	0	0	0	0	0	0	0	0.0
TENNESSEE TECH	12/22/15	2	0-1	.000	0-1	.000	0-0	.000	0	0	0	0.8	0	0	0	0	0	0	0	0.0
PENN STATE	02/03/16	1	0-0	.000	0-0	.000	0-0	.000	0	1	1	0.8	0	0	0	0	0	0	0	0.0
Totals		0	13	0-4	.000	0-2	.000	0-0	.000	0	4	4	0.8	1	1	0	0	0	0	0.0

Games played: 5
 Minutes/game: 2.6
 FG Pct: 0.0
 3FG Pct: 0.0

Rebounds/game: 0.8
 Assists/game: 0.2
 Assist/turnover ratio: 99.9

CAREER STATISTICS

YEAR	G/GS	FG-A	PCT	3-PT	PCT	FT-A	PCT	RB	AVG	PF-FO	AS	TO	BK	ST	PTS	AVG
Junior	5/0	0-4	.000	0-2	.000	0-0	.000	4	0.8	1-0	1	0	0	0	0	0.0
TOTALS	5/0	0-4	.000	0-2	.000	0-0	.000	4	0.8	1-0	1	0	0	0	0	0.0



IOWA HAWKEYE BASKETBALL

UPDATED IOWA PLAYER BIO

Dom Uhl



25

So., 6-9, 215, Forward
Frankfurt, Germany
Point Pleasant Beach (NJ)

- Shooting at a 44 percent clip (60-of-138) from the field and 48 percent from 3-point territory (23-of-48)
- Shooting 54 percent (14-of-26) from behind the arc during conference play
- Led team in rebounding four times this year
- Scored in double figures seven times this season
- Started first career game in win over Coppin State, pouring in a career-high 18 points (7-10 FG, 3-5 3-pt FG, 1-2 FT), and grabbing five rebounds
- Had six points, six rebounds, and career highs in assists (3) and blocks (2) in win season opening over Gardner-Webb
- Scored in double figures for the second straight game, netting 10 points (4-4 FG, 2-2 3-pt FG) in win at Marquette
- Registered six points and five rebounds in overtime win over Florida State
- Posted first career double-double, pulling down a personal-best 10 rebounds and scoring 14 points in victory over UMKC
- Tallied 15 points and blocked a game and career-high three shots in win over Western Illinois
- Grabbed six rebounds and scored two points off the bench at #2 Iowa State
- Had seven points and grabbed a game-best eight rebounds while playing a career-high 28 minutes in victory over Drake
- Led team in rebounding, snagging seven rebounds, while also scoring four points in win over Tennessee Tech
- Scored seven points and recorded three rebounds in 21 minutes of action off the bench in win over #1 Michigan State
- Recorded six critical points, shooting 2-of-3 from behind the arc in road victory over #14 Purdue
- Led the team with eight rebounds, while tallying 10 points on 2-of-3 shooting from beyond the arc in win over Nebraska

2015-16 Game-by-Game

Opponent	Date	gs	min	Total		3-Pointers		Free throws		Rebounds				pf	a	t/o	blk	stl	pts	avg
				fg-fga	pct	3fg-fga	pct	ft-fa	pct	off	def	tot	avg							
GARDNER-WEBB	11/13/15	19	3-6	.500	0-2	.000	0-1	.000	1	5	6	6.0	2	3	2	2	0	6	6.0	
COPPIN STATE	11/15/15	* 23	7-10	.700	3-5	.600	1-2	.500	0	5	5	5.5	0	1	0	0	0	18	12.0	
at Marquette	11/19/15	16	4-4	1.000	2-2	1.000	0-1	.000	0	1	1	4.0	2	2	1	0	3	10	11.3	
vs DAYTON	11/26/15	14	1-4	.250	0-0	.000	2-2	1.000	0	1	1	3.3	1	1	0	1	0	4	9.5	
vs NOTRE DAME	11/27/15	9	0-0	.000	0-0	.000	0-0	.000	0	1	1	2.8	0	0	1	0	0	0	7.6	
vs WICHITA STATE	11/29/15	9	0-0	.000	0-0	.000	0-0	.000	0	0	0	2.3	3	1	1	0	0	0	6.3	
FLORIDA STATE	12/02/15	19	2-4	.500	0-1	.000	2-2	1.000	2	3	5	2.7	0	0	0	0	0	6	6.3	
UMKC	12/05/15	22	6-10	.600	1-2	.500	1-2	.500	2	8	10	3.6	1	3	1	1	0	14	7.3	
WESTERN ILLINOIS	12/07/15	19	4-8	.500	2-4	.500	5-6	.833	1	3	4	3.7	1	0	0	3	1	15	8.1	
at Iowa State	12/10/15	17	0-3	.000	0-2	.000	2-2	1.000	3	3	6	3.9	4	0	1	0	0	2	7.5	
vs Drake	12/19/15	28	2-8	.250	1-2	.500	2-2	1.000	2	6	8	4.3	1	2	0	0	1	7	7.5	
TENNESSEE TECH	12/22/15	17	2-9	.222	0-2	.000	0-0	.000	4	3	7	4.5	0	1	1	1	1	4	7.2	
MICHIGAN STATE	12/29/15	21	2-5	.400	1-1	1.000	2-2	1.000	1	2	3	4.4	0	1	0	1	1	7	7.2	
at Purdue	01/02/16	15	2-5	.400	2-3	.667	0-0	.000	0	0	0	4.1	1	0	0	1	0	6	7.1	
NEBRASKA	01/05/16	24	3-6	.500	2-3	.667	2-4	.500	3	5	8	4.3	2	0	1	1	1	10	7.3	
at Michigan State	01/14/16	17	4-5	.800	2-2	1.000	0-0	.000	3	2	5	4.4	3	1	1	0	0	10	7.4	
MICHIGAN	01/17/16	20	4-6	.667	2-2	1.000	0-0	.000	1	1	2	4.2	0	0	0	0	1	10	7.6	
at RUTGERS	01/21/16	14	1-5	.200	0-3	.000	1-2	.500	1	2	3	4.2	1	1	2	0	0	3	7.3	
PURDUE	01/24/16	21	3-7	.429	2-3	.667	0-0	.000	1	4	5	4.2	2	2	1	0	0	8	7.4	
at Maryland	01/28/16	23	4-8	.500	1-4	.250	0-0	.000	1	1	2	4.1	2	0	2	0	1	9	7.5	
NORTHWESTERN	01/31/16	24	1-5	.200	0-1	.000	6-10	.600	1	0	1	4.0	1	2	2	0	1	8	7.5	
PENN STATE	02/03/16	20	3-8	.375	1-2	.500	1-4	.250	3	3	6	4.0	2	0	1	0	1	8	7.5	
at Illinois	02/07/16	15	1-4	.250	1-2	.500	0-0	.000	0	2	2	4.0	1	0	0	0	0	3	7.3	
at Indiana	02/11/16	12	0-2	.000	0-0	.000	0-2	.000	1	1	2	3.9	1	0	0	0	0	0	7.0	
MINNESOTA	02/14/16	10	1-6	.167	0-0	.000	2-4	.500	0	2	2	3.8	2	0	0	1	0	4	6.9	
Totals		1	448	60-138	.435	23-48	.479	29-48	.604	31	64	95	3.8	33	21	19	11	11	172	6.9

Games played: 25
 Minutes/game: 17.9
 Points/game: 6.9
 FG Pct: 43.5
 3FG Pct: 47.9
 FT Pct: 60.4

Rebounds/game: 3.8
 Assists/game: 0.8
 Turnovers/game: 0.8
 Assist/turnover ratio: 1.1
 Steals/game: 0.4
 Blocks/game: 0.4

- Tallied 10 points and grabbed five rebounds off the bench in victory at #4 Michigan State
- Scored 10 points on 4-of-6 shooting, including 2-of-2 from 3-point range in win over Michigan
- Went 2-of-3 from beyond the arc, tallying eight points while grabbing five boards in home win over #22 Purdue
- Had nine points and two boards at #7 Maryland
- Converted a career-best six free throws on a career-high 10 attempts against Northwestern; tallied eight points, two assists, one rebound, and a steal
- Tallied eight points and grabbed six boards in home win over Penn State
- Scored four points and grabbed two boards against Minnesota

Personal Bests

Points: 18 vs. Coppin State, 11/15/15
Rebounds: 10 vs. UMKC, 12/5/15
FGM: 7 vs. Coppin State, 11/15/15
FGA: 10, 2x, last vs. UMKC, 12/5/15
3-pt FG: 3 vs. Coppin State, 11/15/15
3-pt FGA: 5, 2x, last vs. Coppin State, 11/15/15
FTM: 6 vs. Northwestern, 1/31/16
FTA: 10 vs. Northwestern, 1/31/16
Assists: 3, 2x, last vs. UMKC, 12/5/15
Steals: 3 vs. Marquette, 11/19/15
Blocks: 3 vs. Western Illinois, 12/7/15
Minutes: 28 vs. Drake, 12/19/15

CAREER STATISTICS

YEAR	G/GS	FG-A	PCT	3-PT	PCT	FT-A	PCT	RB	AVG	PF-FO	AS	TO	BK	ST	PTS	AVG
Fresh.	33/0	26-72	.361	5-27	.185	11-21	.524	61	1.8	25-0	14	23	7	8	68	2.1
Soph.	25/1	60-138	.435	23-48	.479	29-48	.604	95	3.8	33-0	21	19	11	11	172	6.9
TOTALS	58/1	86-210	.410	28-75	.373	40-69	.580	156	2.7	58-0	35	42	18	19	240	4.1



IOWA HAWKEYE BASKETBALL

UPDATED IOWA PLAYER BIO

Okey Ukah



23

Sr., 6-7, 218, Forward
Iowa City, Iowa
West HS
Kirkwood CC

- Non-scholarship athlete
- Played in seven games this season
- Netted a personal-best six points, making all three field goal attempts, and had a steal in win over Coppin State
- Had a block and one rebound in victory over UMKC
- Registered two points, one rebound, and one steal in win over Western Illinois

Personal Bests

Points: 6 vs. Coppin State, 11/15/15
Rebounds: 3 vs. Rutgers, 2/19/15
FGM: 3 vs. Coppin State, 11/15/15
FGA: 3, 2x, last vs. Western Illinois, 12/7/15
3-pt FG: ---
3-pt FGA: ---
FTM: 1 vs. Md. Eastern Shore, 11/14/13
FTA: 2, 2x, last vs. Western Illinois, 12/7/15
Assists: 1 vs. Rutgers, 2/19/15
Steals: 1, 4x, last vs. Western Illinois, 12/7/15
Blocks: 1 vs. Md. Eastern Shore, 11/14/13
Minutes: 5, 4x, last vs. Western Illinois, 12/7/15

2015-16 Game-by-Game

Opponent	Date	gs	min	Total		3-Pointers		Free throws		Rebounds				pf	a	t/o	blk	stl	pts	avg
				fg-fga	pct	3fg-fga	pct	ft-fa	pct	off	def	tot	avg							
GARDNER-WEBB	11/13/15	0	0-0	0-0	.000	0-0	.000	0-0	.000	0	0	0	0.0	1	0	0	0	0	0	0.0
COPPIN STATE	11/15/15	4	3-3	1-0	1.000	0-0	.000	0-0	.000	0	0	0	0.0	2	0	0	0	1	6	3.0
at Marquette	11/19/15	2	0-0	0-0	.000	0-0	.000	0-0	.000	0	0	0	0.0	0	0	0	0	0	0	2.0
UMKC	12/05/15	4	0-1	0-0	.000	0-0	.000	0-0	.000	0	1	1	0.3	0	0	0	1	0	0	1.5
WESTERN ILLINOIS	12/07/15	5	1-3	0-0	.333	0-0	.000	0-2	.000	1	0	1	0.4	1	0	0	0	1	2	1.6
TENNESSEE TECH	12/22/15	3	0-0	0-0	.000	0-0	.000	0-0	.000	0	0	0	0.3	1	0	0	0	0	0	1.3
PENN STATE	02/03/16	2	0-0	0-0	.000	0-0	.000	0-0	.000	0	0	0	0.3	0	0	0	0	0	0	1.1
Totals		0	20	4-7	.571	0-0	.000	0-2	.000	1	1	2	0.3	5	0	0	1	2	8	1.1

Games played: 7
 Minutes/game: 2.9
 Points/game: 1.1
 FG Pct: 57.1
 FT Pct: 0.0

Rebounds/game: 0.3
 Steals/game: 0.3
 Blocks/game: 0.1

CAREER STATISTICS

YEAR	G/GS	FG-A	PCT	3-PT	PCT	FT-A	PCT	RB	AVG	PF-FO	AS	TO	BK	ST	PTS	AVG
Soph.	9/0	1-4	.250	0-0	.000	1-2	.500	6	0.7	0-0	0	1	1	0	3	0.3
Junior	10/0	1-2	.500	0-0	.000	0-0	.000	7	0.7	3-0	1	2	0	2	2	0.2
Senior	7/0	4-7	.571	0-0	.000	0-2	.000	2	0.3	5-0	0	0	1	2	8	1.1
TOTALS	26/0	6-13	.462	0-0	.000	1-4	.250	15	0.6	8-0	1	3	2	4	13	0.5



IOWA HAWKEYE BASKETBALL

UPDATED IOWA PLAYER BIO

Jarrold Uthoff



20

Sr., 6-9, 221, Forward
Cedar Rapids, Iowa
Jefferson HS
Wisconsin

- 2016 Academic All-District First Team honoree
- Tied with Kevin Kunnert and Bob Hansen for 28th on Iowa's all-time scoring list (1,145 points)
- Scored 20 or more points 13 times this season; averaging 22 ppg in Iowa's last three games
- Blocked 13 3-pointers this year, a total that ranks first individually and ahead of 340 Division I teams
- Seven career double-doubles, including three this year (at #4 Michigan State, at Illinois, vs. Minnesota)
- Became the third Hawkeye in program history to accumulate 1,000 points and 150 career blocks in win over Northwestern (Acie Earl, Greg Stokes)
- One of only two Big Ten players since 1996-97 with 150+ blocks and 115+ 3-pointers made in career (Minnesota's Michael Bauer '99-'04)
- Third player to record 20+ points, 15+ rebounds, and 5+ blocks in a Big Ten game in the last 20 seasons (24 pts, 15 reb, 6 blk vs. Minnesota)
- Named Big Ten Player of the Week by the website *College Sports Madness* (Jan. 18 and Jan. 25)
- Became the 44th Hawkeye in program history to amass 1,000 career points after scoring 20 points against Rutgers (Jan. 21)
- Named Big Ten Co-Player of the Week (Dec. 14) after averaging 29.5 points, 9.0 rebounds, and 2.5 blocks in games against Western Illinois and ISU
- Only player from a Power 5 conference with 470+ points, 165+ rebounds, and 70+ blocks
- Reached double figures 58 times, including all but one game this season
- Blocked five shots in six games this season, including a career-high six against #1 Michigan State (Dec. 29) and Minnesota (Feb. 14)
- Second in the Big Ten in scoring (18.8), first in blocks (2.8), and ninth in rebounding (6.7)
- Made at least two 3-pointers in 14 games; shooting .829 from the charity stripe (87-of-105), which leads the team
- Ranks sixth nationally in blocked shots (2.8) and is 53rd in scoring (18.8)
- Had a game-high 21 points, collected six rebounds, two blocks, and two steals vs. Gardner-Webb
- Had 13 points, blocked three shots, and snagged a team-best seven rebounds in win over Coppin State

2015-16 Game-by-Game

Opponent	Date	gs	min	Total		3-Pointers		Free throws		Rebounds				pf	a	t/o	blk	stl	pts	avg	
				fg-fga	pct	3fg-fga	pct	ft-fa	pct	off	def	tot	avg								
GARDNER-WEBB	11/13/15	*	26	6-12	.500	2-5	.400	7-7	1.000	3	3	6	6.0	3	0	2	2	2	21	21.0	
COPPIN STATE	11/15/15	*	18	6-10	.600	1-3	.333	0-0	.000	0	7	7	6.5	1	0	1	3	0	13	17.0	
at Marquette	11/19/15	*	25	6-11	.545	2-3	.667	1-2	.500	0	4	4	5.7	1	3	1	1	0	15	16.3	
vs DAYTON	11/26/15	*	31	6-15	.400	4-7	.571	2-3	.667	1	1	2	4.8	2	3	2	1	2	18	16.8	
vs NOTRE DAME	11/27/15	*	34	8-16	.500	2-5	.400	2-3	.667	2	6	8	5.4	1	0	0	2	1	20	17.4	
vs WICHITA STATE	11/29/15	*	37	9-15	.600	2-5	.400	2-2	1.000	1	6	7	5.7	1	1	1	5	2	22	18.2	
FLORIDA STATE	12/02/15	*	39	5-14	.357	1-4	.250	4-5	.800	3	5	8	6.0	1	3	0	4	0	15	17.7	
UMKC	12/05/15	*	21	5-12	.417	2-4	.500	1-2	.500	5	2	7	6.1	0	0	2	5	1	13	17.1	
WESTERN ILLINOIS	12/07/15	*	23	10-16	.625	4-5	.800	3-3	1.000	3	6	9	6.4	0	1	0	1	0	27	18.2	
at Iowa State	12/10/15	*	37	12-20	.600	5-8	.625	3-4	.750	3	6	9	6.7	3	1	1	4	1	32	19.6	
vs Drake	12/19/15	*	21	4-8	.500	0-2	.000	2-2	1.000	0	3	3	6.4	3	0	1	5	0	10	18.7	
TENNESSEE TECH	12/22/15	*	22	5-11	.455	1-5	.200	2-2	1.000	1	4	5	6.3	3	2	1	2	1	13	18.3	
MICHIGAN STATE	12/29/15	*	26	4-11	.364	1-3	.333	1-1	1.000	1	4	5	6.2	4	1	8	6	0	10	17.6	
at Purdue	01/02/16	*	38	7-16	.438	1-3	.333	10-14	.714	0	4	4	6.0	3	2	0	5	2	25	18.1	
NEBRASKA	01/05/16	*	36	9-16	.563	2-4	.500	5-6	.833	1	7	8	6.1	2	2	0	4	1	25	18.6	
at Michigan State	01/14/16	*	35	5-18	.278	3-8	.375	2-2	1.000	3	7	10	6.4	1	0	0	2	1	15	18.4	
MICHIGAN	01/17/16	*	28	9-20	.450	2-4	.500	3-3	1.000	1	3	4	6.2	3	1	0	1	1	23	18.6	
at RUTGERS	01/21/16	*	34	6-11	.545	4-6	.667	4-4	1.000	1	7	8	6.3	0	1	1	3	0	20	18.7	
PURDUE	01/24/16	*	34	7-13	.538	4-5	.800	4-4	1.000	0	3	3	6.2	2	3	0	1	0	22	18.9	
at Maryland	01/28/16	*	35	2-13	.154	0-3	.000	5-6	.833	2	8	10	6.4	2	2	1	0	0	9	18.4	
NORTHWESTERN	01/31/16	*	30	8-16	.500	2-5	.400	5-5	1.000	3	3	6	6.3	1	0	0	3	2	23	18.6	
PENN STATE	02/03/16	*	24	5-12	.417	1-3	.333	3-4	.750	0	3	3	6.2	1	0	0	5	0	14	18.4	
at Illinois	02/07/16	*	35	7-17	.412	1-4	.250	3-4	.750	4	8	12	6.4	1	2	0	2	0	18	18.4	
at Indiana	02/11/16	*	38	8-20	.400	2-7	.286	6-8	.750	2	3	5	6.4	0	1	0	1	1	24	18.6	
MINNESOTA	02/14/16	*	37	8-19	.421	1-7	.143	7-9	.778	2	13	15	6.7	3	0	3	6	0	24	18.8	
Totals			25	764	167-362	.461	50-118	.424	87-105	.829	42	126	168	6.7	42	29	25	74	18	471	18.8

Games played: 25
 Minutes/game: 30.6
 Points/game: 18.8
 FG Pct: 46.1
 3FG Pct: 42.4
 FT Pct: 82.9

Rebounds/game: 6.7
 Assists/game: 1.2
 Turnovers/game: 1.0
 Assist/turnover ratio: 1.2
 Steals/game: 0.7
 Blocks/game: 3.0

- Named to the five player Advocare Invitational All-Tournament Team after averaging 20 points, 5.7 rebounds, and 2.7 blocks in three games
- Tallied back-to-back 20-point scoring efforts against ranked opponents (Notre Dame and Wichita State)
- Rejected four shots, scored 15 points, and had eight boards in overtime win over Florida State
- Recorded 13 points, seven rebounds, and a game-high five blocks in victory over UMKC
- Poured in 27 points (10-of-16 FG, 4-of-5 3-pt FG, 3-3 FT) and snagged a game-high nine rebounds in win over Western Illinois
- Scored a personal-best 32 points, 30 in the first half, and collected nine rebounds and a game-best four blocks at #2 Iowa State
- Tallied 10 points and rejected five shots, in only 21 minutes of action, in victory over Drake
- Registered 13 points, five rebounds, and rejected a game-best two shots in win over Tennessee Tech
- Denied a career-high six shots, while recording 10 points and five boards in win over #1 Michigan State
- Led the team with 25 points -- scored 16 of Iowa's 20 first half points -- in road win over #14 Purdue, while also rejecting five shots & grabbing four boards
- Led team with 25 points for the second consecutive game, while grabbing a team-high eight boards and blocking four shots against Nebraska
- Registered fifth career double-double (15 points, 10 rebounds) in win at #4 Michigan State, becoming the fifth visiting player in the last 20 seasons to record 15+ points, 10+ rebounds, and 2+ blocks when playing the Spartans at the Breslin Center
- Tallied a team-best 23 points in home victory over Michigan
- One-of-three Hawkeyes to score 20+ points in road win over Rutgers (20 points, 8 rebounds, 3 blocks)
- Scored a game-high 22 points (4-of-5 shooting from 3-point range) in home win over #22 Purdue
- Equaled a season high with 10 rebounds, while also scoring nine points at #7 Maryland
- Netted 23 points and rejected three shots against Northwestern
- Blocked a game-high five shots and tallied 14 points in home win over Penn State
- Recorded second double-double of the season at Illinois, scoring 18 points and matching a career high in rebounds with 12
- Tallied a game-high 24 points, grabbed five boards, and blocked one shot against Indiana
- Scored 24 points, grabbed a career-high 15 boards, and match a career high in blocks with six on his way to recording third double-double of the year against Minnesota



IOWA HAWKEYE BASKETBALL

UPDATED IOWA PLAYER BIO

Personal Bests

Points: 32 vs. Iowa State, 12/10/15
Rebounds: 15 vs. Minnesota, 2/14/16
FGM: 12 vs. Iowa State, 12/10/15
FGA: 20, 3x, last vs. Indiana, 2/11/16
3-pt FG: 5, 2x, last vs. Iowa State, 12/10/15
3-pt FGA: 11 at Northwestern, 2/15/15
FTM: 10 vs. Purdue, 1/2/16
FTA: 14 vs. Purdue, 1/2/16
Assists: 5, 2x, last vs. Ohio State, 12/30/14
Steals: 4 vs. Rutgers, 2/19/15
Blocks: 6, 2x, last vs. Minnesota, 2/14/16
Minutes: 39 vs. Florida State, 12/2/15

WATCH LISTS / HONORS

Oscar Robertson Trophy Top 20
 John Wooden Late Season Top 20
 Lute Olson Award
 NBC/ESPN Midseason second team All-America

BIG CONFERENCE ONLY STATS

	Avg.	Rank
Blocked Shots	3.0	1st
Scoring	19.4	2nd
Free Throw Percentage	.829	7th
3-Pointers	1.8	14th
Rebounding	7.2	7th

BIG OVERALL STATS

	Avg.	Rank
Blocked Shots	3.0	1st
Scoring	18.8	2nd
Free Throw Percentage	.829	5th
Rebounding	6.7	9th
3-point FG%	.424	12th



CAREER STATISTICS

YEAR	G/GS	FG-A	PCT	3-PT	PCT	FT-A	PCT	RB	AVG	PF-FO	AS	TO	BK	ST	PTS	AVG
Soph.	33/0	84-168	.500	17-40	.425	67-82	.817	152	4.6	38-0	26	31	35	11	252	7.6
Junior	34/34	156-363	.430	54-145	.372	56-76	.737	218	6.4	52-0	59	35	56	38	422	12.4
Senior	25/25	167-362	.461	50-118	.424	87-105	.829	168	6.7	42-0	29	25	74	18	471	18.8
TOTALS	92/59	407-893	.456	121-303	.399	210-263	.798	538	5.8	132-0	114	91	165	67	1,145	12.4



IOWA HAWKEYE BASKETBALL

UPDATED IOWA PLAYER BIO

Ahmad Wagner



0

Fr., 6-7, 225, Forward
Yellow Springs, Ohio
Wayne HS

- Made 67.6 percent of his field goal attempts (23-of-34)
- Played double-digit minutes 13 times this season, including seven Big Ten games
- Shot 1.000 percent from the floor in five Big Ten games this season
- Hauled in five or more rebounds in five games this season
- Pulled down a team-best eight rebounds, and had six points and two blocks in only nine minutes of action in season opening win over Gardner-Webb
- Registered six points, four rebounds, two steals, and one assist in win over Coppin State
- Scored a personal-best nine points to go along with five rebounds, and three assists in victory over UMKC
- Grabbed six rebounds and tallied three points in win over Tennessee Tech
- Rejected two shots and pulled down one rebound in victory over #1 Michigan State
- Tallied two steals and one block in four minutes of action against #4 Michigan State
- Scored five points and grabbed three boards in win over Michigan
- Went 3-of-3 from the floor, scoring six points, while blocking one shot in win at Rutgers
- Grabbed two boards and rejected one shot in home win over #22 Purdue
- Tallied six points and grabbed four boards, while leading the team with a career-best three steals in win over Northwestern
- Scored eight points, bolstered by 4-of-5 shooting from the charity stripe, and grabbed five boards and rejected one shot in home win over Penn State
- Netted two points and hauled in seven rebounds against Minnesota

2015-16 Game-by-Game

Opponent	Date	gs	min	Total		3-Pointers		Free throws		Rebounds				pf	a	t/o	blk	stl	pts	avg
				fg-fga	pct	3fg-fga	pct	ft-fga	pct	off	def	tot	avg							
GARDNER-WEBB	11/13/15	9	3-4	.750	0-0	.000	0-1	.000	6	2	8	8.0	0	0	0	2	0	6	6.0	
COPPIN STATE	11/15/15	18	2-4	.500	0-0	.000	2-2	1.000	2	2	4	6.0	5	1	0	0	2	6	6.0	
at Marquette	11/19/15	11	1-1	1.000	0-0	.000	0-0	.000	1	1	2	4.7	2	0	2	0	0	2	4.7	
vs DAYTON	11/26/15	10	1-1	1.000	0-0	.000	0-2	.000	1	1	2	4.0	2	0	0	0	0	2	4.0	
vs NOTRE DAME	11/27/15	5	0-1	.000	0-0	.000	0-0	.000	0	1	1	3.4	3	0	0	1	0	0	3.2	
vs WICHITA STATE	11/29/15	2	0-0	.000	0-0	.000	0-0	.000	0	0	0	2.8	1	0	0	0	0	0	2.7	
FLORIDA STATE	12/02/15	8	1-1	1.000	0-0	.000	0-1	.000	0	2	2	2.7	2	0	1	0	0	2	2.6	
UMKC	12/05/15	17	2-3	.667	0-0	.000	5-6	.833	2	3	5	3.0	3	3	0	1	0	9	3.4	
WESTERN ILLINOIS	12/07/15	10	1-1	1.000	0-0	.000	0-0	.000	0	2	2	2.9	1	0	1	0	1	2	3.2	
vs Drake	12/19/15	9	0-0	.000	0-0	.000	0-0	.000	1	1	2	2.8	0	0	0	1	0	0	2.9	
TENNESSEE TECH	12/22/15	14	1-1	1.000	0-0	.000	1-3	.333	2	4	6	3.1	2	0	0	0	0	3	2.9	
MICHIGAN STATE	12/29/15	12	0-2	.000	0-0	.000	1-2	.500	0	1	1	2.9	0	0	0	2	0	1	2.8	
at Purdue	01/02/16	3	0-0	.000	0-0	.000	0-0	.000	0	0	0	2.7	0	0	1	0	0	2.5		
NEBRASKA	01/05/16	4	0-0	.000	0-0	.000	0-0	.000	0	1	1	2.6	0	0	0	0	0	2.4		
at Michigan State	01/14/16	4	0-1	.000	0-0	.000	0-0	.000	1	1	2	2.5	2	0	1	1	2	0	2.2	
MICHIGAN	01/17/16	11	2-2	1.000	0-0	.000	1-2	.500	0	3	3	2.6	2	0	0	0	0	5	2.4	
at RUTGERS	01/21/16	10	3-3	1.000	0-0	.000	0-0	.000	0	0	0	2.4	1	0	0	1	0	6	2.6	
PURDUE	01/24/16	7	0-0	.000	0-0	.000	0-0	.000	0	2	2	2.4	2	0	0	1	0	0	2.4	
at Maryland	01/28/16	8	1-3	.333	0-1	.000	0-1	.000	0	0	0	2.3	0	1	0	0	1	2	2.4	
NORTHWESTERN	01/31/16	15	2-2	1.000	0-0	.000	2-3	.667	2	2	4	2.4	2	1	0	0	3	6	2.6	
PENN STATE	02/03/16	18	2-2	1.000	0-0	.000	4-5	.800	1	4	5	2.5	5	0	1	1	0	8	2.9	
at Illinois	02/07/16	10	0-0	.000	0-0	.000	2-2	1.000	0	1	1	2.4	2	0	0	0	0	2	2.8	
at Indiana	02/11/16	5	0-1	.000	0-0	.000	0-0	.000	0	0	0	2.3	2	0	1	0	0	0	2.7	
MINNESOTA	02/14/16	16	1-1	1.000	0-0	.000	0-2	.000	4	3	7	2.5	1	0	0	0	0	2	2.7	
Totals		0	236	23-34	.676	0-1	.000	18-32	.563	23	37	60	2.5	40	6	8	11	9	64	2.7

Games played: 24
 Minutes/game: 9.8
 Points/game: 2.7
 FG Pct: 67.6
 3FG Pct: 0.0
 FT Pct: 56.3

Rebounds/game: 2.5
 Assists/game: 0.3
 Turnovers/game: 0.3
 Assist/turnover ratio: 0.8
 Steals/game: 0.4
 Blocks/game: 0.5

Personal Bests

- Points:** 9 vs. UMKC, 12/5/15
- Rebounds:** 8 vs. Gardner-Webb, 11/13/15
- FGM:** 3, 2x, last vs. Rutgers, 1/21/16
- FGA:** 4, 2x, last vs. Coppin State, 11/13/15
- 3-pt FG:** - - -
- 3-pt FGA:** 1 vs. Maryland, 1/28/16
- FTM:** 5 vs. UMKC, 12/5/15
- FTA:** 6 vs. UMKC, 12/5/15
- Assists:** 3 vs. UMKC, 12/5/15
- Steals:** 3 vs. Northwestern, 1/31/16
- Blocks:** 2, 2x, last vs. Michigan State, 12/29/15
- Minutes:** 18, 2x, last vs. Penn State, 2/3/16

CAREER STATISTICS

YEAR	G/GS	FG-A	PCT	3-PT	PCT	FT-A	PCT	RB	AVG	PF-FO	AS	TO	BK	ST	PTS	AVG
Fresh.	24/0	23-34	.676	0-1	.000	18-32	.563	60	2.5	40-2	6	8	11	9	64	2.7
TOTALS	24/0	23-34	.676	0-1	.000	18-32	.563	60	2.5	40-2	6	8	11	9	64	2.7



IOWA HAWKEYE BASKETBALL

UPDATED IOWA PLAYER BIO

Christian Williams



11

Fr., 6-6, 200, Guard
Decatur, Ill.
St. Theresa HS

- Played in 13 games, including four conference games
- Had three points in three minutes of action in season opening win over Gardner-Webb
- Tallied five points and two assists in victory over Coppin State
- Made both free throw attempts and collected a steal in win over Tennessee Tech
- Recorded one steal and one assist in four minutes of action in win at #4 Michigan State
- Collected two rebounds in home win over Northwestern
- Shot 2-of-2 from the floor in home win over Penn State, scoring four points and grabbing one rebound

Personal Bests

Points: 5 vs. Coppin State, 11/15/15
Rebounds: 3 vs. Gardner-Webb, 11/13/15
FGM: 2, 2x, last vs. Penn State, 2/3/16
FGA: 5 vs. Coppin State, 11/15/15
3-pt FG: 1 vs. Coppin State, 11/15/15
3-pt FGA: 1, 2x, last vs. UMKC, 12/5/15
FTM: 2 vs. Tennessee Tech, 12/22/15
FTA: 2 vs. Tennessee Tech, 12/22/15
Assists: 2 vs. Coppin State, 11/15/15
Steals: 1, 2x, last vs. Michigan State, 1/14/16
Blocks: - - -
Minutes: 14 vs. Coppin State, 11/15/15

2015-16 Game-by-Game

Opponent	Date	gs	min	Total		3-Pointers		Free throws		Rebounds				pf	a	t/o	blk	stl	pts	avg
				fg-fga	pct	3fg-fga	pct	ft-fa	pct	off	def	tot	avg							
GARDNER-WEBB	11/13/15	3	0-0	.000	0-0	.000	0-0	.000	1	2	3	3.0	0	0	1	0	0	0	0	0.0
COPPIN STATE	11/15/15	14	2-5	.400	1-1	1.000	0-1	.000	0	1	1	2.0	0	2	0	0	0	0	5	2.5
at Marquette	11/19/15	6	0-0	.000	0-0	.000	0-0	.000	0	1	1	1.7	0	0	0	0	0	0	0	1.7
vs DAYTON	11/26/15	2	0-1	.000	0-0	.000	0-0	.000	0	0	0	1.3	0	1	0	0	0	0	0	1.3
vs NOTRE DAME	11/27/15	1	0-1	.000	0-0	.000	0-0	.000	0	0	0	1.0	0	0	0	0	0	0	0	1.0
vs WICHITA STATE	11/29/15	0	0-0	.000	0-0	.000	0-0	.000	0	0	0	0.8	0	0	0	0	0	0	0	0.8
UMKC	12/05/15	6	0-2	.000	0-1	.000	0-0	.000	0	0	0	0.7	0	0	0	0	0	0	0	0.7
WESTERN ILLINOIS	12/07/15	7	0-1	.000	0-0	.000	0-0	.000	1	0	1	0.8	0	0	0	0	0	0	0	0.6
TENNESSEE TECH	12/22/15	6	0-0	.000	0-0	.000	2-2	1.000	0	0	0	0.7	2	0	0	0	1	2	0.8	
at Michigan State	01/14/16	4	0-0	.000	0-0	.000	0-0	.000	1	0	1	0.7	0	1	1	0	1	0	0.7	
at RUTGERS	01/21/16	3	0-2	.000	0-1	.000	0-0	.000	0	0	0	0.6	0	0	0	0	0	0	0.6	
NORTHWESTERN	01/31/16	7	0-1	.000	0-0	.000	0-0	.000	2	0	2	0.8	0	0	2	0	0	0	0.6	
PENN STATE	02/03/16	4	2-2	1.000	0-0	.000	0-0	.000	1	0	1	0.8	0	0	0	0	0	4	0.8	
Totals		0	63	4-15	.267	1-3	.333	2-3	.667	6	4	10	0.8	2	4	4	0	2	11	0.8

Games played: 13
 Minutes/game: 4.8
 Points/game: 0.8
 FG Pct: 26.7
 3FG Pct: 33.3
 FT Pct: 66.7

Rebounds/game: 0.8
 Assists/game: 0.3
 Turnovers/game: 0.3
 Assist/turnover ratio: 1.0
 Steals/game: 0.2

CAREER STATISTICS

YEAR	G/GS	FG-A	PCT	3-PT	PCT	FT-A	PCT	RB	AVG	PF-FO	AS	TO	BK	ST	PTS	AVG
Fresh.	13/0	4-15	.267	1-3	.333	2-3	.667	10	0.8	2-0	4	4	0	2	11	0.8
TOTALS	13/0	4-15	.267	1-3	.333	2-3	.667	10	0.8	2-0	4	4	0	2	11	0.8



IOWA HAWKEYE BASKETBALL

UPDATED IOWA PLAYER BIO

Adam Woodbury



34

Sr., 7-1, 250, Center
Sioux City, Iowa
East HS

- 2014 and 2015 Academic All-Big Ten honoree
- Started 129-of-130 games
- Double-doubles in five of the last eight games
- His 102 career assists are tied for third most nationally among active 7-footers
- Scored in double digits 13 times this year, including six of the last nine games
- Led Iowa in rebounding in eight of Iowa's last nine games, including grabbing a career-high 15 boards against Penn State and Indiana
- Grabbed 84 rebounds (12 rpg) in seven game stretch (Jan. 21-Feb. 11) to become second Hawkeye the past 20 years to grab 84+ rebounds in a seven game span (Reggie Evans in 2001 and 2002)
- Has grabbed 10+ rebounds in eight games this season, including six of the last eight
- Nine career double-doubles, including seven this year, which ties for first in the Big Ten this season
- Leads the team and is fifth in the Big Ten in rebounding (7.8)
- Shooting at a career percentage from the free throw line this season (.739, 51-of-69)
- His 683 career rebounds are third among active Big Ten players
- Scored 11 points and had six rebounds in 22 minutes in season opening win over Gardner-Webb
- Registered 10 points and a team-high seven rebounds in victory at Marquette
- Reached double figures in consecutive games against ranked opponents at the Advocare Invitational (14 vs. #17 Notre Dame and 15 vs. #20 Wichita State)
- Posted first double-double of the year vs. #17 Notre Dame, scoring 14 points on 7-of-9 shooting from the field, and corraling 10 rebounds
- Netted a season-high 15 points, bolstered by 7-of-10 shooting from the free throw line in win over #20 Wichita State
- Pulled down a team-best 10 rebounds and scored 11 points (3-5 FG, 5-5 FT) in overtime win over Florida State
- Tallied 10 points in win over Western Illinois
- Posted 12 points and five rebounds at #2 Iowa State
- Had seven points, six rebounds, two assists and a steal in win over Tennessee Tech

2015-16 Game-by-Game

Opponent	Date	gs	min	Total		3-Pointers		Free throws		Rebounds				pf	a	t/o	blk	stl	pts	avg	
				fg-fga	pct	3fg-fga	pct	ft-fga	pct	off	def	tot	avg								
GARDNER-WEBB	11/13/15	*	22	3-6	.500	0-0	.000	5-7	.714	2	4	6	6.0	0	0	1	0	0	11	11.0	
COPPIN STATE	11/15/15	*	8	1-2	.500	0-0	.000	0-0	.000	2	3	5	5.5	3	0	1	0	0	2	6.5	
at Marquette	11/19/15	*	21	4-6	.667	0-0	.000	2-2	1.000	1	6	7	6.0	1	2	0	0	2	10	7.7	
vs DAYTON	11/26/15	*	23	1-2	.500	0-0	.000	4-4	1.000	1	7	8	6.5	3	0	1	0	0	6	7.3	
vs NOTRE DAME	11/27/15	*	24	7-9	.778	0-0	.000	0-0	.000	4	6	10	7.2	4	0	1	1	1	14	8.6	
vs WICHITA STATE	11/29/15	*	33	4-7	.571	0-0	.000	7-10	.700	5	2	7	7.2	2	2	3	0	0	15	9.7	
FLORIDA STATE	12/02/15	*	33	3-5	.600	0-0	.000	5-5	1.000	5	5	10	7.6	4	1	1	0	1	11	9.9	
UMKC	12/05/15	*	22	2-7	.286	0-0	.000	0-0	.000	2	4	6	7.4	1	1	1	0	0	4	9.1	
WESTERN ILLINOIS	12/07/15	*	18	4-6	.667	0-0	.000	2-2	1.000	3	1	4	7.0	1	1	1	0	1	10	9.2	
at Iowa State	12/10/15	*	35	5-9	.556	0-0	.000	2-2	1.000	1	4	5	6.8	3	1	3	1	0	12	9.5	
vs Drake	12/19/15	*	12	2-5	.400	0-0	.000	0-0	.000	1	0	1	6.3	1	1	1	0	1	4	9.0	
TENNESSEE TECH	11/27/15	*	18	3-4	.750	0-0	.000	1-2	.500	2	4	6	6.3	1	2	0	0	1	7	8.8	
MICHIGAN STATE	12/29/15	*	22	4-6	.667	0-0	.000	0-0	.000	2	3	5	6.2	4	0	0	0	0	8	8.8	
at Purdue	01/02/16	*	25	3-7	.429	0-0	.000	0-0	.000	3	4	7	6.2	1	0	2	0	1	6	8.6	
NEBRASKA	01/05/16	*	31	2-7	.286	0-0	.000	4-5	.800	2	4	6	6.2	3	0	1	1	0	8	8.5	
at Michigan State	01/14/16	*	31	2-6	.333	0-0	.000	0-2	.000	4	4	8	6.3	3	2	1	1	0	4	8.3	
MICHIGAN	01/17/16	*	28	5-7	.714	0-0	.000	2-2	1.000	2	4	6	6.3	1	2	0	0	1	12	8.5	
at RUTGERS	01/21/16	*	22	3-5	.600	0-0	.000	6-6	1.000	4	7	11	6.6	3	1	2	1	2	12	8.7	
PURDUE	01/24/16	*	23	4-6	.667	0-0	.000	5-6	.833	2	8	10	6.7	4	0	1	0	1	13	8.9	
at Maryland	01/28/16	*	26	5-6	.833	0-0	.000	1-3	.333	3	7	10	6.9	5	0	3	0	1	11	9.0	
NORTHWESTERN	01/31/16	*	14	0-2	.000	0-0	.000	0-0	.000	1	8	9	7.0	3	1	1	0	0	0	8.6	
PENN STATE	02/03/16	*	22	1-2	.500	0-0	.000	3-6	.500	2	13	15	7.4	2	0	2	2	0	5	8.4	
at Illinois	02/07/16	*	30	5-6	.833	0-0	.000	0-0	.000	5	9	14	7.7	1	4	2	0	0	10	8.5	
at Indiana	02/11/16	*	35	6-10	.600	0-0	.000	1-3	.333	9	6	15	8.0	3	1	1	0	0	13	8.7	
MINNESOTA	02/14/16	*	22	0-0	.000	0-0	.000	1-2	.500	0	5	5	7.8	4	1	1	0	0	1	8.4	
Totals			25	600	79-138	.572	0-0	.000	51-69	.739	68	128	196	7.8	61	23	30	8	12	209	8.4

Games played: 25
 Minutes/game: 24.0
 Points/game: 8.4
 FG Pct: 57.2
 FT Pct: 73.9

Rebounds/game: 7.8
 Assists/game: 0.9
 Turnovers/game: 1.2
 Assist/turnover ratio: 0.8
 Steals/game: 0.5
 Blocks/game: 0.3

- Gathered five boards and scored eight points on 4-of-6 shooting from the field in victory over #1 Michigan State
- Notched six points and collected seven rebounds in road victory over #14 Purdue
- Grabbed six boards and tallied eight points, while shooting 4-of-5 from the charity stripe in win over Nebraska
- Collected eight rebounds and rejected one shot in road win over #4 Michigan State
- Tallied 12 points and grabbed a team-high six rebounds in win over Michigan
- Scored 12 points and matched a career high in rebounds (11) to record third double-double of the year in road win over Rutgers; shot 6-of-6 from the charity stripe
- Recorded second straight double-double (13 points, 10 rebounds) in home win over #22 Purdue
- Became the first Hawkeye since Greg Brunner in 2005-06 to record his third straight double-double of the season at #7 Maryland (11 points and 10 rebounds)
- Led team with a game-high nine rebounds against Northwestern
- Led team with career-high 15 boards -- his 13 defensive boards were the most by a Hawkeye since Kurt Looby (Nov. 13, 2006) -- and blocked two shots in home win over Penn State

- Recorded sixth double-double of the season at Illinois, scoring 10 points and grabbing a game-high 14 rebounds
- Posted second straight double-double, scoring 13 points and equaling a career high in boards with 15 at #22 Indiana; matched career high in minutes played (35)
- Grabbed five rebounds in win over Minnesota

Personal Bests

Points: 16, 2x, last vs. Maryland, 2/8/15
Rebounds: 15, 2x, last vs. Indiana, 2/11/16
FGM: 8 vs. Tennessee, 3/19/14
FGA: 11 vs. Tennessee, 3/19/14
FTM: 7, 3x, last vs. Wichita State, 11/29/15
FTA: 12 vs. Michigan State, 1/28/14
Assists: 6 at Michigan, 2/5/15
Steals: 3, 2x, last at Nebraska, 2/23/15
Blocks: 3, 3x, last vs. Penn State, 1/31/13
Minutes: 35, 2x, last vs. Indiana, 2/11/16

CAREER STATISTICS

YEAR	G/GS	FG-A	PCT	3-PT	PCT	FT-A	PCT	RB	AVG	PF-FO	AS	TO	BK	ST	PTS	AVG
Fresh.	38/38	81-166	.488	0-0	.000	26-51	.510	181	4.8	96-1	22	48	29	16	188	4.9
Soph.	33/33	70-136	.515	0-0	.000	49-69	.710	130	3.9	84-2	27	34	19	18	189	5.7
Junior	34/33	87-178	.489	0-0	.000	49-85	.576	176	5.2	92-3	30	47	13	19	223	6.6
Senior	25/25	79-138	.572	0-0	.000	51-69	.739	196	7.8	61-1	23	30	8	12	209	8.4
TOTALS	130/129	317-618	.513	0-0	.000	175-274	.639	683	5.3	333-7	102	159	69	65	809	6.2



IOWA HAWKEYE BASKETBALL

Game-by-Game Results

Overall: 20-5 Big Ten: 11-2 Home: 13-0 Away: 5-3 Neutral: 2-2

Date	Opponent	Result	Attend.	Top Scorer	Top Rebounder
Nov. 13	Gardner-Webb	W, 76-59	14,209	21, Jarrod Uthoff	8, Ahmad Wagner
Nov. 15	Coppin State	W, 103-68	12,350	20, Brady Ellingson	7, Jones/Uthoff
Nov. 19	at Marquette	W, 89-61	13,297	20, Peter Jok	7, Adam Woodbury
^ Nov. 26	vs. Dayton	L, 77-82	4,871	18, Jarrod Uthoff	8, Adam Woodbury
^ Nov. 27	vs. #17 Notre Dame	L, 62-68	4,508	20, Jarrod Uthoff	10, Adam Woodbury
^ Nov. 29	vs. #20 Wichita State	W, 84-61	2,031	22, Jarrod Uthoff	7, Uthoff/Woodbury
\$ Dec. 2	Florida State	W, 78-75 (OT)	11,247	24, Peter Jok	10, Adam Woodbury
Dec. 5	UMKC	W, 95-75	11,763	14, Nicholas Baer/Dom Uhl	10, Dom Uhl
Dec. 7	Western Illinois	W, 90-56	11,395	27, Jarrod Uthoff	9, Jarrod Uthoff
+ Dec. 10	at #2 Iowa State	L, 82-83	14,384	32, Jarrod Uthoff	9, Jarrod Uthoff
# Dec. 19	vs. Drake	W, 70-64	15,424	17, Mike Gesell	8, Dom Uhl
Dec. 22	Tennessee Tech	W, 85-63	14,432	21, Peter Jok	7, Dom Uhl
* Dec. 29	#1 Michigan State	W, 83-70	15,400	25, Mike Gesell	5, Baer/Uthoff/Woodbury
* Jan. 2	at #14 Purdue	W, 70-63	14,846	25, Jarrod Uthoff	9, Peter Jok
* Jan. 5	Nebraska	W, 77-66	11,736	25, Jarrod Uthoff	8, Uhl/Uthoff
* Jan. 14	at #4 Michigan State	W, 76-59	14,797	23, Peter Jok	10, Jarrod Uthoff
* Jan. 17	Michigan	W, 82-71	15,400	23, Jarrod Uthoff	6, Adam Woodbury
* Jan. 21	at Rutgers	W, 90-76	4,209	29, Peter Jok	11, Adam Woodbury
* Jan. 24	#22 Purdue	W, 83-71	15,400	22, Jarrod Uthoff	10, Adam Woodbury
* Jan. 28	at #7 Maryland	L, 68-74	17,950	14, Peter Jok	10, Uthoff/Woodbury
* Jan. 31	Northwestern	W, 85-71	15,400	26, Peter Jok	9, Adam Woodbury
* Feb. 3	Penn State	W, 73-49	12,596	14, Jarrod Uthoff	15, Adam Woodbury
* Feb. 7	at Illinois	W, 77-65	13,849	23, Peter Jok	14, Adam Woodbury
* Feb. 11	at #22 Indiana	L, 78-85	17,472	24, Jarrod Uthoff	15, Adam Woodbury
* Feb. 14	Minnesota	W, 75-71	15,400	27, Peter Jok	15, Jarrod Uthoff

^ - *Advocare Invitational -- Orlando, Florida*

\$ - *Big Ten/ACC Challenge*

+ - *Iowa Corn Cy-Hawk Series*

- *Hy-Vee Big Four Classic -- Des Moines, Iowa*

* - *Big Ten Conference Game*

% - *Big Ten Tournament -- Indianapolis*

Attendance Summary	Games	Totals	Average
Home	13	176,728	13,594
Away	8	110,804	13,851
Neutral	4	26,834	6,709
Totals	25	314,366	12,575



IOWA HAWKEYE BASKETBALL

Game-by-Game Statistics

Team	Score	FG-A	PCT	3-PT. FG	PCT	FT-A	PCT	REB	PF	AS	TO	BS	ST
at Iowa	76	24-59	.407	7-24	.292	21-28	.750	46	19	15	14	6	8
Gardner-Webb	59	19-60	.317	6-23	.261	15-21	.714	39	28	10	17	0	7
at Iowa	103	40-72	.556	12-28	.429	11-20	.550	51	18	31	11	6	5
Coppin State	68	24-74	.324	8-28	.286	12-22	.545	44	20	13	12	0	6
Iowa	89	36-66	.545	12-22	.545	5-7	.714	33	17	25	12	2	14
at Marquette	61	22-57	.386	7-30	.233	10-14	.714	32	14	14	19	2	6
Iowa	77	27-62	.435	12-24	.500	11-17	.647	33	22	19	12	3	6
vs. Dayton	82	27-55	.491	7-20	.350	21-27	.778	39	21	11	16	1	7
Iowa	62	25-66	.379	6-24	.250	6-9	.667	40	19	13	7	6	4
vs. #17 Notre Dame	68	25-55	.455	8-25	.320	10-15	.667	36	15	13	7	4	1
Iowa	84	28-52	.538	8-18	.444	20-24	.833	38	18	16	12	5	4
vs. #20 Wichita State	61	21-59	.356	6-22	.273	13-17	.765	30	17	11	11	1	6
at Iowa	78	27-64	.422	5-21	.238	19-26	.731	42	17	15	12	4	9
Florida State	75	29-76	.382	5-23	.217	12-15	.800	49	22	16	14	2	5
at Iowa	95	34-72	.472	12-25	.480	15-19	.789	42	15	22	6	8	6
UMKC	75	29-66	.439	7-18	.389	10-16	.625	38	18	12	12	3	5
at Iowa	90	33-66	.500	10-23	.435	14-19	.737	45	11	20	11	5	10
Western Illinois	56	23-66	.348	6-22	.273	4-7	.571	35	20	13	16	2	5
Iowa	82	31-65	.477	11-27	.407	9-10	.900	37	14	18	17	6	4
at #2 Iowa State	83	34-70	.486	9-30	.300	6-11	.545	36	11	17	13	3	10
Iowa	70	28-60	.467	8-21	.381	6-8	.750	31	12	12	3	14	4
vs. Drake	64	24-60	.400	11-26	.423	5-8	.625	39	12	14	11	3	0
at Iowa	85	32-70	.457	11-30	.367	10-13	.769	41	15	19	10	4	8
Tennessee Tech	63	22-57	.386	8-26	.308	11-16	.688	37	14	11	18	1	4
at Iowa	83	27-56	.482	6-13	.462	23-31	.742	35	20	15	12	11	8
#1 Michigan State	70	27-64	.422	3-13	.231	13-20	.650	41	27	11	16	5	7
Iowa	70	25-58	.431	7-19	.368	13-20	.650	37	16	14	9	9	10
at #14 Purdue	63	23-59	.390	8-25	.320	9-15	.600	38	18	17	14	5	4
at #19 Iowa	77	23-53	.434	7-17	.412	24-32	.750	37	15	14	7	7	4
Nebraska	66	25-58	.431	7-20	.350	9-16	.563	34	26	8	9	2	4
#16 Iowa	76	28-65	.431	10-22	.455	10-16	.625	39	16	15	9	4	7
at #4 Michigan State	59	23-55	.418	4-21	.190	9-13	.692	35	19	14	16	4	3
at #16 Iowa	82	31-61	.508	10-22	.455	10-11	.909	27	13	19	4	3	8
Michigan	71	25-54	.463	10-28	.357	11-14	.786	33	14	18	13	3	1
#9 Iowa	90	31-65	.477	11-29	.379	17-21	.810	38	11	19	8	6	7
at Rutgers	76	31-64	.484	4-17	.235	10-13	.769	33	18	17	11	4	4
at #9 Iowa	83	27-54	.500	11-20	.550	18-28	.643	33	20	17	12	4	9
#22 Purdue	71	27-64	.422	9-23	.391	8-15	.533	41	24	15	17	2	8
#3 Iowa	68	27-63	.429	5-24	.208	9-15	.600	35	21	9	11	2	4
at #7 Maryland	74	26-58	.448	6-25	.240	16-23	.696	38	18	16	10	6	7
at #3 Iowa	85	25-59	.424	7-19	.368	28-36	.778	40	11	10	10	4	12
Northwestern	71	26-62	.419	11-30	.367	8-14	.571	39	27	13	16	3	5
at #5 Iowa	73	25-54	.463	6-17	.353	17-26	.654	45	16	12	11	8	5
Penn State	49	21-69	.304	1-20	.050	6-12	.500	40	23	8	10	6	7
#5 Iowa	77	28-65	.431	8-20	.400	13-16	.813	43	12	11	9	2	7
at Illinois	65	26-66	.394	8-25	.320	5-6	.833	32	14	12	10	1	6
#4 Iowa	78	29-63	.460	7-18	.389	13-23	.565	35	18	13	9	1	6
at #22 Indiana	85	29-63	.460	9-25	.360	18-21	.857	39	18	14	11	3	7
at #4 Iowa	75	24-57	.421	6-19	.316	21-30	.700	38	21	17	8	7	2
Minnesota	71	25-65	.385	6-22	.273	15-20	.750	42	26	12	9	3	2



IOWA HAWKEYE BASKETBALL

The Last Time...

The Last Time a Player . . .

Had 30 or more points

Iowa -- 32, Jarrod Uthoff, at #2 Iowa State, 12/10/15

Opponent -- 30, Tre Demps, Northwestern, 1/31/16

Made at least 90% of his FGA (10 att.)

Iowa -- .900 (9-10), Aaron White vs. Md. Eastern Shore, 11/14/13

Opponent -- .900 (9-10), E.J. Singler, Oregon, 3/18/12

Made 100% of his FTA (10 att.)

Iowa -- 1.000 (10-10), Aaron White vs. North Carolina, 12/3/14

Opponent -- 1.000 (10-10), Morris Smith IV, UTSA, 11/15/09

Had 15 or more rebounds

Iowa -- 15, Jarrod Uthoff vs. Minnesota, 2/14/16

Opponent -- 15, Branden Dawson, 1/8/15

Had 10 or more assists

Iowa -- 12, Mike Gesell vs. Minnesota, 2/14/16

Opponent -- 10, Jerian Grant, Notre Dame, 12/3/13

Had 5 or more blocks

Iowa -- 6, Jarrod Uthoff vs. Minnesota, 2/14/16

Opponent -- 5, Alex Olah, Northwestern, 2/15/15

Had 5 or more steals

Iowa -- 5, Mike Gesell at Penn State, 2/28/15

Opponent -- 6, Geno Thorpe, Penn State, 3/12/15

The Last Time a Team . . .

Scored 100 or more points

Iowa -- 103 vs. Coppin State, 11/15/15

Opponent -- 108 by Oregon, 3/18/12

Scored 40 or fewer points

Iowa -- 40 at Wisconsin, 3/3/10

Opponent -- 39 by UNC Wilmington, 11/8/13

Won an overtime game

Iowa -- 78-75 (OT) vs. Florida State, 12/3/15

Opponent -- 66-61 (OT) by Northwestern, 2/15/15

Made at least 60% of its FGA (20 att.)

Iowa -- .643 (27-42) vs Maryland, 2/8/15

Opponent -- .615 (32-52) by Gonzaga, 3/22/15

Made at least 50% of its 3-pt. FGA (8 att.)

Iowa -- .550 (11-20) vs. Purdue, 1/24/16

Opponent -- .625 (10-16) by Gonzaga, 3/22/15

Made at least 90% of its FTA (10 att.)

Iowa -- .909 (10-11) vs. Michigan, 1/17/16

Opponents -- .939 (15-16) by Illinois, 2/25/15



IOWA HAWKEYE BASKETBALL

Season & Career Bests

Season Bests

Player	Points	3-Pointers	Rebounds	Assists	Blocks	Steals
Nicholas Baer	19, Tennessee Tech	4, UMKC	7, Drake	2, twice	6, Drake	2, twice
Anthony Clemmons	20, Rutgers	2, six times	6, twice	7, at Marquette	1, six times	4, twice
Brady Ellingson	20, Coppin State	3, Dayton	3, twice	2, twice	- - -	1, five times
Andrew Fleming	6, UMKC	1, three times	6, Coppin State	4, Coppin State	1, Northwestern	- - -
Mike Gesell	25, Michigan State	2, Drake	7, Purdue	12, twice	1, five times	4, at Marquette
Brandon Hutton	- - -	- - -	- - -	- - -	- - -	- - -
Peter Jok	29, Rutgers	5, twice	9, Purdue	4, Michigan State	1, Purdue	4, Florida State
Dale Jones	16, Coppin State	4, Coppin State	7, Coppin State	2, Coppin State	1, twice	1, Dayton
Isaiah Moss	- - -	- - -	- - -	- - -	- - -	- - -
Michael Soukup	3, UMKC	1, UMKC	1, Coppin State	1, twice	- - -	- - -
Steven Soukup	- - -	- - -	2, Coppin State	1, Coppin State	- - -	- - -
Dom Uhl	18, Coppin State	3, Coppin State	10, UMKC	3, twice	3, Western Illinois	3, at Marquette
Okey Ukah	6, Coppin State	- - -	1, twice	- - -	- - -	1, twice
Jarrod Uthoff	32, Iowa State	5, at Iowa State	15, Minnesota	3, four times	6, twice	2, five times
Ahmad Wagner	9, UMKC	- - -	8, Gardner-Webb	3, UMKC	2, twice	3, Northwestern
Christian Williams	5, Coppin State	1, Coppin State	3, Gardner-Webb	2, Coppin State	- - -	1, twice
Adam Woodbury	15, Wichita State	- - -	15, twice	4, Illinois	2, twice	2, at Marquette

Career Bests

Player	Points	3-Pointers	Rebounds	Assists	Blocks	Steals
Nicholas Baer	19, Tenn. Tech, '15	4, UMKC, '15	7, Drake, '15	2, twice	6, Drake, '15	2, twice
Anthony Clemmons	20, Rutgers, '16	3, twice	6, twice	9, Coppin St., '12	2, Omaha, '13	4, twice
Brady Ellingson	20, Coppin St., '15	3, Dayton, '15	3, twice	2, three times	- - -	1, six times
Andrew Fleming	6, UMKC, '15	1, three times	6, Coppin St., '15	4, Coppin St., '15	1, Northwestern, '16	- - -
Mike Gesell	25, Michigan State, '15	4, twice	7, Purdue, '16	12, twice	1, 24 times	5, Penn State, '15
Brandon Hutton	- - -	- - -	- - -	- - -	- - -	- - -
Peter Jok	29, Rutgers, '16	5, twice	9, twice	4, four times	1, seven times	4, Florida State, '15
Dale Jones	16, Coppin St., '15	4, Coppin St., '15	7, Coppin St., '15	2, Coppin St., '15	1, twice	1, Dayton, '15
Isaiah Moss	- - -	- - -	- - -	- - -	- - -	- - -
Michael Soukup	3, UMKC, '15	1, UMKC, '15	1, Coppin St., '15	1, twice	- - -	- - -
Steven Soukup	- - -	- - -	2, Coppin St., '15	1, Coppin St., '15	- - -	- - -
Dom Uhl	18, Coppin St., '15	3, Coppin St., '15	10, UMKC, '15	3, twice	3, Western Illinois, '15	3, Marquette, '15
Okey Ukah	6, Coppin St., '15	- - -	3, Rutgers	1, Rutgers, '15	1, UMES, '13	1, four times
Jarrod Uthoff	32, Iowa State, '15	5, twice	15, Minnesota	5, twice	6, twice	4, Rutgers, '15
Ahmad Wagner	9, UMKC, '15	- - -	8, GWU, '15	3, UMKC, '15	2, twice	3, Northwestern, '16
Christian Williams	5, Coppin St., '15	1, Coppin St., '15	3, GWU, '15	2, Coppin St., '15	- - -	1, twice
Adam Woodbury	16, twice	- - -	15, twice	6, Michigan, '15	3, three times	3, twice



IOWA HAWKEYE BASKETBALL

Season Highs And Lows/Specialty Statistics

CATEGORY	IOWA		OPPONENTS	
<u>Points</u>	High	103	Coppin State	85
	Low	62	Notre Dame	49
<u>FG Made</u>	High	40	Coppin State	34
	Low	23	Nebraska	19
<u>FG Att.</u>	High	72	2x, last vs. UMKC	76
	Low	52	Wichita State	54
<u>FG%</u>	High	.556	Coppin State	.491
	Low	.379	Notre Dame	.304
<u>3FG Made</u>	High	12	4x, last vs. UMKC	11
	Low	5	2x, last vs. Maryland	1
<u>3FG Att.</u>	High	30	Tennessee Tech	30
	Low	13	Michigan State	13
<u>3FG%</u>	High	.550	Purdue	.423
	Low	.208	Maryland	.050
<u>FTM</u>	High	28	Northwestern	21
	Low	5	Marquette	4
<u>FTA</u>	High	36	Northwestern	27
	Low	7	Marquette	6
<u>FT% (min. 10)</u>	High	.909	Michigan	.857
	Low	.550	Coppin State	.500
<u>Off. Reb.</u>	High	19	Indiana	19
	Low	5	Purdue	7
<u>Def. Reb.</u>	High	41	Coppin State	30
	Low	20	Michigan	16
<u>Total Reb.</u>	High	51	Coppin State	49
	Low	27	Michigan	30
<u>Assists</u>	High	31	Coppin State	19
	Low	9	Maryland	8
<u>Steals</u>	High	14	Marquette	10
	Low	2	Minnesota	0
<u>Blocks</u>	High	14	Drake	6
	Low	1	Indiana	0
<u>Turnovers</u>	High	17	Iowa State	19
	Low	3	Drake	7
<u>Fouls</u>	High	22	Dayton	28
	Low	11	3x, last vs. Northwestern	12

GAME-BY-GAME SPECIALTY STATS

Date	Opponent	Pts. Off		Pts. in		2nd	Bench
		TO's	Paint	Chance	Points		
IA-Opp.	IA-Opp.	IA-Opp.	IA-Opp.	IA-Opp.	IA-Opp.		
11/13	Gardner-Webb	21-11	28-16	12-14	26-21		
11/15	Coppin State	19-7	50-30	9-7	58-30		
11/19	at Marquette	22-11	42-28	9-7	22-16		
11/26	Dayton	15-16	14-34	20-12	23-13		
11/27	#17 Notre Dame	11-9	22-26	10-8	3-14		
11/29	#20 Wichita State	17-22	26-28	17-17	16-41		
12/2	Florida State	19-10	30-46	6-13	8-14		
12/5	UMKC	17-6	34-44	23-18	53-29		
12/7	Western Illinois	24-7	40-28	11-15	33-22		
12/10	at #2 Iowa State	19-32	28-42	11-20	4-19		
12/19	vs. Drake	18-0	38-22	12-9	25-11		
12/22	Tennessee Tech	17-11	34-20	19-6	31-24		
12/29	#1 Michigan State	21-16	30-44	15-18	3-4		
1/2	at #14 Purdue	22-7	24-24	11-12	13-39		
1/5	Nebraska	11-9	20-30	8-7	5-4		
1/14	at #4 Michigan St	17-3	22-38	10-7	13-16		
1/17	Michigan	16-6	34-24	8-12	22-18		
1/21	at Rutgers	14-11	38-46	17-12	9-26		
1/24	#22 Purdue	24-14	24-32	5-9	19-27		
1/28	at #7 Maryland	10-10	38-34	8-8	11-9		
1/31	Northwestern	24-15	28-28	22-13	23-34		
2/3	Penn State	8-5	32-36	14-13	28-14		
2/7	at Illinois	12-13	32-18	26-6	8-16		
2/11	at #22 Indiana	13-14	36-34	20-26	0-28		
2/14	Minnesota	10-7	28-26	0-13	6-27		
AVG.		16.8	30.9	12.9	18.5		

IOWA AND OPPONENT INDIVIDUAL HIGH PERFORMANCES

CATEGORY	IOWA	OPPONENTS
<u>Points</u>	32	Jarrold Uthoff vs. Iowa State 30
<u>Field Goals Made</u>	12 (12-20)	Jarrold Uthoff vs. Iowa State 11 (11-22)
<u>Field Goals Attempted</u>	20 (8-20)	3x, last by Jarrod Uthoff vs. Indiana 22 (11-22)
<u>Field Goal Percentage (min. 5 made)</u>	.875 (7-8)	2x, last by Mike Gesell vs. Drake .833 (5-6)
<u>3-Point Field Goals Made</u>	5 (5-9)	2x, last by Peter Jok vs. Rutgers 6 (6-15)
<u>3-Point Field Goals Attempted</u>	10 (5-10)	Peter Jok vs. Tennessee Tech 15 (6-15)
<u>3-Point Field Goals Pct. (min. 4 made)</u>	.800 (4-5)	3x, last by Jarrod Uthoff vs. Purdue .667 (4-6)
<u>Free Throws Made</u>	11 (11-13)	2x, last by Mike Gesell vs. Nebraska 8 (8-8)
<u>Free Throws Attempted</u>	14 (10-14)	Jarrold Uthoff vs. Purdue 8 (8-8)
<u>Free Throw Pct. (min. 7 made)</u>	1.000 (7-7)	Jarrold Uthoff vs. Gardner-Webb 1.000 (8-8)
<u>Offensive Rebounds</u>	9	Adam Woodbury vs. Indiana 8
<u>Defensive Rebounds</u>	13	2x, last by Jarrod Uthoff vs. Minnesota 8
<u>Total Rebounds</u>	15	3x, last by Jarrod Uthoff vs. Minnesota 12
<u>Assists</u>	12	2x, last by Mike Gesell vs. Minnesota 9
<u>Steals</u>	4	4x, last by Anthony Clemmons vs. Illinois 3
<u>Blocks</u>	6	3x, last by Jarrod Uthoff vs. Minnesota 3
<u>Turnovers</u>	8	Jarrold Uthoff vs. Michigan State 7



IOWA HAWKEYE BASKETBALL

2015-16 Iowa Record When...

When playing at home:	13-0	When leading at the half:	16-1	When wearing White:	13-1
When playing on the road:	5-3	When trailing at the half:	3-4	When wearing Black:	4-4
When playing on a neutral court:	2-2	When tied at the half:	1-0	When wearing Gold:	3-0
When Iowa scores 100 points or more:	1-0	Iowa field goal percentage at home:	372-800	.465	
When Iowa scores 90-99 points:	3-0	Iowa field goal percentage on road:	343-750	.457	
When Iowa scores 80-89 points:	7-1	Iowa 3-point percentage at home:	110-278	.396	
When Iowa scores 70-79 points:	9-2	Iowa 3-point percentage on road:	105-268	.392	
When Iowa scores under 70 points:	0-2	Iowa free throw percentage at home:	231-314	.736	
		Iowa free throw percentage on road:	132-186	.710	
When opponent scores 100 points or more:	0-0	On Sunday:	7-0		
When opponent scores 90-99 points:	0-0	On Monday:	1-0		
When opponent scores 80-89 points:	0-3	On Tuesday:	3-0		
When opponent scores 70-79 points:	8-1	On Wednesday:	2-0		
When opponent scores 60-69 points:	8-1	On Thursday:	3-4		
When opponent scores fewer than 60 points:	4-0	On Friday:	1-1		
When Iowa shoots at least 50% from the field:	6-0	On Saturday:	3-0		
When Iowa shoots less than 50% from the field:	14-5	On BTN:	10-0		
When opponent shoots at least 50% from the field:	0-0	On CBS:	0-0		
When opponent shoots less than 50% from the field:	20-5	On ESPN:	1-2		
When Iowa has higher FG% than opponent:	19-0	On ESPN2:	0-2		
When opponent has higher FG%:	1-4	On ESPNU:	3-0		
When FG% is equal:	0-1	On ESPN3:	5-1		
		On FS1:	1-0		
When Iowa outrebounds opponent:	13-3	On Mediacom:	0-0		
When opponent has more rebounds:	7-2	On NBC SN:	0-0		
When rebounds are equal:	0-0	BTN.com:	0-0		
When Iowa shoots at least 80% from the line:	4-1	Most Points, First Half: 53 vs. Western Illinois			
When Iowa shoots less than 80% from the line:	16-4	Fewest Points, First Half: 20 vs. Purdue			
When opponent shoots at least 80% from the line:	3-0	Most Points Allowed, First Half: 45, 2x, last vs. Indiana			
When opponent shoots less than 80% from the line:	18-4	Fewest Points Allowed, First Half: 21, 3x, last vs. Tennessee Tech			
When Iowa shoots more free throws than opponent:	15-1	Most Points, Second Half: 51 vs. Coppin State			
When opponent shoots more free throws:	4-4	Fewest Points, Second Half: 28 vs. Penn State			
When free throws attempts are equal:	1-0	Most Points Allowed, Second Half: 48 vs. Iowa State			
When Iowa has higher FT% than opponent:	15-1	Fewest Points Allowed, Second Half: 22 vs. Gardner-Webb			
When opponent has higher FT%:	4-3	Largest Halftime Advantage: 30 vs. Coppin State			
When FT% is equal:	1-1	Largest Halftime Deficit: 17 vs. Purdue			
When Iowa shoots at least 50% from 3-point range:	2-1				
When Iowa shoots less than 50% from 3-point range:	18-4				
When opponent shoots at least 50% from 3-point range:	0-0				
When opponent shoots less than 50% from 3-point range:	20-5				
When Iowa has a higher 3-point FG% than opponent:	19-3				
When opponent has a higher 3-point FG%:	1-2				
When 3-point FG% is equal:	0-0				
When Iowa has more assists than opponent:	15-2				
When opponent has more assists:	5-2				
When assists are equal:	0-1				
When Iowa has fewer turnovers than opponent:	18-2				
When opponent has fewer turnovers:	2-2				
When turnovers are equal:	0-1				
When Iowa has more steals than opponent:	15-1				
When opponent has more steals:	3-4				
When steals are equal:	2-0				



IOWA HAWKEYE BASKETBALL

Under McCaffery... Iowa Record When . . .

When playing at home:	80-23	When leading at the half:	99-27	When wearing White:	71-25
When playing on the road:	24-38	When trailing at the half:	14-51	When wearing Black:	29-50
When playing on a neutral court:	12-18	When tied at the half:	2-1	When wearing Gold:	15-4
When Iowa scores 100 points or more:	5-0	Iowa field goal percentage at home:	2726-5919	.461	
When Iowa scores 90-99 points:	12-1	Iowa field goal percentage on road:	2272-5336	.426	
When Iowa scores 80-89 points:	34-6	Iowa 3-point percentage at home:	606-1739	.348	
When Iowa scores 70-79 points:	43-21	Iowa 3-point percentage on road:	521-1556	.335	
When Iowa scores under 70 points:	22-52	Iowa free throw percentage at home:	1800-2479	.726	
		Iowa free throw percentage on road:	1317-1842	.715	
When opponent scores 100 points or more:	0-2	On Sunday:	19-15		
When opponent scores 90-99 points:	1-8	On Monday:	9-2		
When opponent scores 80-89 points:	0-17	On Tuesday:	17-12		
When opponent scores 70-79 points:	26-31	On Wednesday:	13-12		
When opponent scores 60-69 points:	36-20	On Thursday:	14-18		
When opponent scores fewer than 60 points:	53-2	On Friday:	12-9		
When Iowa shoots at least 50% from the field:	32-6	On Saturday:	30-11		
When Iowa shoots less than 50% from the field:	84-74	On BTN:	45-40		
When opponent shoots at least 50% from the field:	3-33	On CBS:	1-0		
When opponent shoots less than 50% from the field:	113-47	On ESPN:	8-11		
When Iowa has higher FG% than opponent:	102-15	On ESPN2:	8-10		
When opponent has higher FG%:	13-62	On ESPNU:	13-8		
When FG% is equal:	2-2	On FS1:	1-0		
When Iowa outrebounds opponent:	91-29	On Mediacom:	12-0		
When opponent has more rebounds:	23-49	On CBS SN:	1-1		
When rebounds are equal:	2-2	ON NBC SN:	2-1		
When Iowa shoots at least 80% from the line:	31-17	Most Points, First Half: 56 vs. Md. Eastern Shore, '13			
When Iowa shoots less than 80% from the line:	85-63	Fewest Points, First Half: 14 vs. Indiana, '13			
When opponent shoots at least 80% from the line:	21-17	Most Points Allowed, First Half: 55 vs. Michigan State, '12			
When opponent shoots less than 80% from the line:	96-63	Fewest Points Allowed, First Half: 12 vs. UNC Wilmington, '13			
When Iowa shoots more free throws than opponent:	96-30	Most Points, Second Half: 58 vs. SIU-Edwardsville, '10			
When opponent shoots more free throws:	14-47	Fewest Points, Second Half: 15 vs. Northern Iowa, '14			
When free throws attempts are equal:	6-3	Most Points Allowed, Second Half: 61 at Oregon, '12			
When Iowa has higher FT% than opponent:	80-34	Fewest Points Allowed, Second Half: 16 vs. UNI, '10			
When opponent has higher FT%:	34-44	Largest Halftime Advantage: 37 vs. Arkansas-Pine Bluff, '13			
When FT% is equal:	2-2	Largest Halftime Deficit: 22 at Michigan State, '12			
When Iowa shoots at least 50% from 3-point range:	14-6				
When Iowa shoots less than 50% from 3-point range:	101-75				
When opponent shoots at least 50% from 3-point range:	1-14				
When opponent shoots less than 50% from 3-point range:	115-66				
When Iowa has a higher 3-point FG% than opponent:	83-29				
When opponent has a higher 3-point FG%:	30-53				
When 3-point FG% is equal:	0-1				
When Iowa has more assists than opponent:	87-22				
When opponent has more assists:	24-53				
When assists are equal:	5-5				
When Iowa has fewer turnovers than opponent:	79-31				
When opponent has fewer turnovers:	31-41				
When turnovers are equal:	7-7				
When Iowa has more steals than opponent:	74-31				
When opponent has more steals:	34-42				
When steals are equal:	8-6				



IOWA HAWKEYE BASKETBALL

Iowa Superlatives Under McCaffery

TEAM

Most Points Scored

- 111 -- SIU Edwardsville (11/26/10)
- 109 -- Md. Eastern Shore (11/14/13)
- 105 -- Central Arkansas (12/19/11)
- 103 -- Coppin State (11/15/15)**
- 103 -- Abilene Christian (11/17/13)

Fewest Points Allowed

- 36 -- Howard (11/15/12)
- 39 -- UNC Wilmington (11/8/13)
- 39 -- Northern Iowa (12/7/10)
- 40 -- Louisiana Monroe (11/16/10)
- 41 -- Abilene Christian (11/17/13)

Field Goals Made

- 42 -- Central Arkansas (12/19/11)
- 40 -- Coppin State (11/15/15)**
- 38 -- Abilene Christian (11/17/13)
- 37 -- SIU Edwardsville (11/26/10)
- 37 -- Oregon (3/18/12)

Field Goals Attempted

- 79 -- Oregon (3/18/12)
- 76 -- Central Arkansas (12/19/11)
- 76 -- South Dakota (12/4/12)
- 74 -- Wisconsin (2/6/13)
- 72 -- UMKC (12/5/15)**
- 72 -- Coppin State (11/15/15)**

Field Goal Percentage (20 Made)

- .643 -- Maryland (2/8/15)
- .630 -- Indiana (1/29/12)
- .627 -- Michigan (2/5/15)
- .623 -- Abilene Christian (11/17/13)
- .617 -- Arkansas-Pine Bluff (12/22/13)

3-Point Field Goals Made

- 13 -- Northern Illinois (11/17/11)
- 12 -- UMKC (12/5/15)**
- 12 -- Dayton (11/26/15)**
- 12 -- Marquette (11/19/15)**
- 12 -- Coppin State (11/15/15)**
- 12 -- Northern Iowa (12/15/12)
- 11 -- Purdue (1/24/16)**
- 11 -- Rutgers (1/21/16)**
- 11 -- Tennessee Tech (12/22/15)**
- 11 -- Iowa State (12/10/15)**
- 11 -- Villanova (11/30/13)
- 11 -- SC State (12/19/12)

3-Point Field Goals Attempted

- 30 -- Tennessee Tech (12/22/15)**
- 30 -- Longwood (11/29/14)
- 29 -- Rutgers (1/21/16)**
- 28 -- Coppin State (11/15/15)**
- 28 -- Minnesota (2/13/11)

3-Point FG Percentage (10 Made)

- .619 (13-21) Northern Illinois (11/17/11)
- .588 (10-17) Arkansas-Pine Bluff (12/22/13)
- .588 (10-17) Michigan (2/1/14)
- .556 (10-18) SIUE (11/26/10)
- .556 (10-18) Wisconsin (2/23/12)

Free Throws Made

- 38 -- Nebraska-Omaha (11/10/13)
- 32 -- Md. Eastern Shore (11/14/13)**
- 31 -- Penn State (2/15/14)
- 31 -- Wichita State (11/21/12)
- 31 -- Penn State (1/31/13)
- 31 -- Nebraska (1/5/15)

Free Throws Attempted

- 49 -- Nebraska-Omaha (11/10/13)
- 43 -- UM Eastern Shore (11/14/13)
- 43 -- Michigan State (1/28/14)
- 40 -- Penn (11/22/13)
- 40 -- Penn State (2/15/14)

Free Throw Percentage (10 Made)

- 1.000 (15-15) Virginia (3/27/13)
- .929 (26-28) North Florida (12/22/14)
- .926 (25-27) Penn State (2/28/15)
- .923 (12-13) Iowa State (12/12/14)
- .917 (11-12) Michigan St (3/15/13)

Most Rebounds

- 57 -- Md. Eastern Shore (11/14/13)
- 56 -- UNC Wilmington (11/8/13)
- 56 -- Brown (12/3/11)
- 56 -- SC State (12/19/12)
- 54 -- Fairleigh Dickinson (12/9/13)
- 54 -- Coppin State (12/22/12)

Most Assists

- 32 -- Central Arkansas (12/19/11)
- 31 -- Coppin State (11/15/15)**
- 26 -- Northern Illinois (11/17/11)
- 25 -- Abilene Christian (11/17/13)
- 24 -- SIU Edwardsville (11/26/10)
- 24 -- Md. Eastern Shore (11/14/13)

Most Steals

- 19 -- SIU Edwardsville (11/26/10)
- 16 -- UMKC (12/6/14)
- 14 -- Marquette (11/19/15)**
- 14 -- Penn (11/22/13)
- 14 -- Idaho St (12/4/10)
- 14 -- Chicago St (11/11/11)
- 13 -- Rutgers (2/19/15)
- 13 -- IPFW (11/26/11)
- 13 -- UT-Pan American (11/9/12)

Most Blocked Shots

- 14 -- Drake (12/19/15)**
- 13 -- Illinois (3/5/13)
- 12 -- UNC Wilmington (11/8/13)
- 12 -- Northern Illinois (11/26/14)
- 11 -- Michigan State (12/29/15)**
- 10 -- Penn State (2/15/14)
- 10 -- UT-Pan American (11/9/12)

Fewest Turnovers

- 3 -- Drake (12/19/15)**
- 4 -- Michigan (1/17/16)**
- 4 -- Northwestern (2/15/15)
- 5 -- Davidson (3/20/15)
- 5 -- Abilene Christian (11/17/13)
- 5 -- Drake (12/7/13)
- 5 -- UTEP (11/29/13)
- 5 -- Purdue (3/2/14)
- 5 -- Boise St (12/22/11)
- 10.6 -- UMKC (12/5/15)**
- 6 -- Michigan (2/5/15)
- 6 -- Northwestern (3/7/15)
- 6 -- Penn State (2/15/14)
- 6 -- Tennessee (3/19/14)
- 6 -- Illinois (3/8/12)

INDIVIDUAL

Most Points:

- 33 -- Matt Gatens vs Wisconsin (2/23/12)
- 32 -- Jarrod Uthoff vs. Iowa State (12/10/15)**
- 31 -- Devyn Marble vs Oregon (3/18/12)
- 30 -- Matt Gatens vs Indiana (2/19/12)
- 30 -- Devyn Marble vs. UNI (12/15/12)
- 30 -- Devyn Marble vs. Xavier (11/28/13)
- 29 -- Peter Jok vs. Rutgers (1/21/16)**
- 29 -- Aaron White vs. Illinois (2/25/15)

Field Goals Made

- 12 -- Jarrod Uthoff vs. Iowa State (12/10/15)**
- 12 -- Matt Gatens vs Wisconsin (2/23/12)
- 11 -- Aaron White vs. Davidson (3/20/15)
- 11 -- Aaron White vs. Iowa State (12/13/13)
- 10 -- 9x, last by Peter Jok vs. Rutgers (1/21/16)**

Field Goals Attempted

- 24 -- Devyn Marble vs. Wisconsin (1/5/14)
- 23 -- Devyn Marble vs. Xavier (11/28/13)
- 23 -- Devyn Marble vs. Villanova (11/30/13)
- 21 -- Matt Gatens vs. Minnesota (1/16/11)
- 20 -- Jarrod Uthoff vs. Indiana (2/11/16)**
- 20 -- Peter Jok vs. Rutgers (1/21/16)**
- 20 -- Jarrod Uthoff vs. Michigan (1/17/16)**
- 20 -- Jarrod Uthoff vs. Iowa State (12/10/15)**
- 20 -- Peter Jok vs. Florida State (12/3/15)**

3-Point FG Made

- 7 -- Devyn Marble vs Oregon (3/18/12)
- 7 -- Matt Gatens vs Wisconsin (2/23/12)
- 7 -- Matt Gatens vs Indiana (2/19/12)
- 6 -- Devyn Marble vs. SCSU (12/19/12)
- 6 -- Devyn Marble vs. Michigan (2/8/14)
- 6 -- Josh Oglesby at Indiana (1/12/12)

3-Point Field Goals Attempted

- 11 -- Jarrod Uthoff vs. Northwestern (2/15/15)
- 11 -- Josh Oglesby at Wisconsin (2/6/13)
- 11 -- Matt Gatens vs Minnesota (2/13/11)
- 10 -- 9x, last by Peter Jok vs. Tenn. Tech (12/22/15)**

Free Throws Made

- 14 -- Roy Devyn Marble vs. UNI (12/15/12)
- 14 -- Aaron White vs. Texas (11/20/14)
- 13 -- Aaron White vs. Wisconsin (1/19/13)
- 12 -- Devyn Marble vs. Indiana (12/31/12)
- 12 -- Aaron White vs. Nebraska (1/5/15)
- 12 -- Gabriel Olaseni vs. Nebraska (1/5/15)

Most Rebounds:

- 17 -- Aaron White vs. Iowa State (12/13/13)
- 16 -- Gabriel Olaseni at Purdue (1/24/15)
- 15 -- Jarrod Uthoff vs. Minnesota (2/14/16)**
- 15 -- Adam Woodbury vs. Indiana (2/11/16)**
- 15 -- Adam Woodbury vs. Penn State (2/3/16)**
- 15 -- Aaron White vs. Omaha (11/10/13)
- 15 -- Jarryd Cole vs. UNI (12/7/10)
- 14 -- Adam Woodbury vs. Illinois (2/7/16)**
- 14 -- Aaron White at Penn State (2/28/15)
- 14 -- Melsahn Basabe vs Iowa St (12/10/10)

Most Assists

- 12 -- Mike Gesell vs. Minnesota (2/14/16)**
- 12 -- Mike Gesell vs. Coppin State (11/15/15)**
- 11 -- Devyn Marble vs. Wisconsin (2/22/14)
- 11 -- Bryce Cartwright vs Dayton (3/13/12)
- 10 -- Mike Gesell vs. Nebraska (1/5/16)**
- 10 -- Mike Gesell vs. Tenn. Tech (12/22/15)**
- 10 -- Bryce Cartwright at Oregon (3/18/12)
- 10 -- Bryce Cartwright vs Mich St (2/2/11)

Most Steals

- 7 -- Eric May vs SIUE (11/26/10)
- 6 -- Roy Devyn Marble vs. Penn (11/22/13)
- 6 -- Eric May at Wake Forest (11/30/10)
- 5 -- Jarryd Cole at Mich St (3/2/11)
- 5 -- Matt Gatens vs Idaho St (12/4/10)
- 5 -- Aaron White vs. North Florida (12/22/14)
- 5 -- Mike Gesell at Penn State (2/28/15)

Most Blocks

- 7 -- Melsahn Basabe vs. Iowa St (12/10/10)
- 7 -- Gabriel Olaseni vs. Illinois (3/5/13)
- 6 -- Jarrod Uthoff vs. Minnesota (2/14/16)**
- 6 -- Jarrod Uthoff vs. Michigan State (12/29/15)**
- 6 -- Nicholas Baer vs. Drake (12/19/15)**
- 6 -- Melsahn Basabe vs Ohio St (1/4/11)
- 5 -- 11x, last by Jarrod Uthoff vs. Penn State (2/3/16)

Game 1 - Iowa 76, Gardner-Webb 59

Official Basketball Box Score -- Game Totals -- Final Statistics
Gardner-Webb vs Iowa
11/13/15 8:30 p.m. at Carver-Hawkeye Arena - Iowa City, IA

Gardner-Webb 59 • 0-1

#	Player	Total		3-Ptr		Rebounds			PF	TP	A	TO	Blk	Stl	Min
		FG-FGA	FG-FGA	FT-FTA	FT-FTA	Off	Def	Tot							
20	Nelson, Tyrell	r	3-5	0-1	6-7	2	3	4	12	1	0	0	1	20	
21	Aholode, Herve	f	0-0	0-0	0-0	2	3	5	1	0	1	0	0	11	
04	McBride, Harold	g	3-10	1-5	3-4	0	1	1	2	10	2	3	0	28	
05	Poston, Dylan	g	2-10	2-6	1-2	0	4	4	2	7	1	3	0	22	
24	Ivey, Isaiah	g	3-9	1-3	2-2	2	7	9	3	9	1	2	0	34	
00	Robateau, Jamaal	g	3-11	1-4	0-0	0	2	2	0	7	1	2	0	25	
03	Rideau, Laquincy	g	2-7	0-2	1-2	1	1	2	4	5	2	1	0	17	
11	Eftanayi, David	g	2-5	1-2	0-0	1	2	3	1	5	1	1	0	17	
14	Miller, Brandon	g	1-3	0-0	2-4	2	1	3	5	4	0	0	0	13	
25	Laster, DJ	g	0-0	0-0	0-0	0	1	1	1	0	0	0	0	3	
31	Niangane, L'Hassane	g	0-0	0-0	0-0	1	1	2	5	0	0	2	0	10	
	Team					3	1	4							
	Totals		19-60	6-23	15-21	14	25	39	28	59	10	17	0	200	

FG % 1st Half: 14-33 42.4% 2nd half: 5-27 18.5% Game: 19-60 31.7%
3FG % 1st Half: 4-12 33.3% 2nd half: 2-11 18.2% Game: 6-23 26.1%
FT % 1st Half: 5-7 71.4% 2nd half: 10-14 71.4% Game: 15-21 71.4%

Iowa 76 • 1-0

#	Player	Total		3-Ptr		Rebounds			PF	TP	A	TO	Blk	Stl	Min
		FG-FGA	FG-FGA	FT-FTA	FT-FTA	Off	Def	Tot							
20	Uthoff, Jarrod	r	6-12	2-5	7-7	3	3	6	3	21	0	2	2	2	26
34	Woodbury, Adam	c	3-6	0-0	5-7	2	4	6	0	11	0	1	0	0	22
05	Clemmons, Anthony	g	1-7	0-3	6-8	0	2	2	2	8	2	3	0	0	33
10	Gesell, Mike	g	1-3	0-1	0-0	0	4	4	2	2	9	3	0	0	28
14	Jok, Peter	g	2-5	2-3	2-2	1	0	1	2	8	0	0	0	1	10
00	Wagner, Ahmad	g	3-4	0-0	0-1	6	2	8	0	6	0	0	2	0	9
01	Jones, Dale	g	1-4	1-4	0-0	0	4	4	3	3	0	0	0	0	10
02	Fleming, Andrew	g	0-1	0-0	1-2	0	1	1	1	1	0	1	0	0	4
11	Williams, Christian	g	0-0	0-0	0-0	1	2	3	0	0	0	1	0	0	3
23	Ukah, Okey	g	0-0	0-0	0-0	0	0	0	0	0	0	0	0	0	0+
24	Ellingson, Brady	g	2-6	0-4	0-0	0	1	1	3	4	0	1	0	1	23
25	Uhl, Dom	g	3-6	0-2	0-1	1	5	6	2	6	3	2	2	0	19
51	Baer, Nicholas	g	2-5	2-2	0-0	0	1	1	0	6	1	0	0	1	13
	Team					2	1	3							
	Totals		24-59	7-24	21-28	16	30	46	19	76	15	14	6	8	200

FG % 1st Half: 12-27 44.4% 2nd half: 12-32 37.5% Game: 24-59 40.7%
3FG % 1st Half: 2-9 22.2% 2nd half: 5-15 33.3% Game: 7-24 29.2%
FT % 1st Half: 15-18 83.3% 2nd half: 6-10 60.0% Game: 21-28 75.0%

Officials: Chris Beaver, Kelly Pfeifer, Paul Szelc
Technical fouls: Gardner-Webb-None. Iowa-None.
Attendance: 14209
Fouled Out - Gardner-Webb: Niangane (09:56), Miller (08:36)

Score by periods	1st	2nd	Total
Gardner-Webb	37	22	59
Iowa	41	35	76

Last FG - GWU 2nd-02:01, IOWA 2nd-00:45.
Largest lead - GWU by 3 1st-06:37, IOWA by 18 2nd-04:56.

Game 2 - Iowa 105, Coppin State 68

Official Basketball Box Score -- Game Totals -- Final Statistics
Coppin State vs Iowa
11/15/15 4:00 p.m. at Carver-Hawkeye Arena - Iowa City, IA

Coppin State 68 • 0-2

#	Player	Total		3-Ptr		Rebounds			PF	TP	A	TO	Blk	Stl	Min
		FG-FGA	FG-FGA	FT-FTA	FT-FTA	Off	Def	Tot							
12	Harris, Terry	r	5-14	2-4	4-8	4	7	11	1	16	0	2	0	2	30
54	Batts, Jerimyah	c	0-1	0-0	1-2	1	0	1	4	1	0	0	0	0	9
01	Seymore, Trevon	g	0-2	0-0	2-3	1	3	4	3	2	3	1	0	0	20
10	Kessee, Christian	g	6-17	3-8	0-0	1	4	5	3	15	1	0	0	1	30
22	Shivers, Keith	g	2-9	0-4	0-0	1	0	1	0	4	0	1	0	0	14
02	Fejokwu, Lawrence	g	0-1	0-0	0-0	1	0	1	0	1	0	0	0	0	5
00	Treadwell, Josh	g	6-13	1-4	1-2	1	8	9	1	14	3	3	0	0	25
05	Sylvester, James	g	2-5	0-1	2-5	2	2	4	2	6	4	3	0	0	26
21	Brownlee, Lucian	g	2-4	2-3	0-0	0	0	0	4	6	1	2	0	0	15
24	Hicks, Izais	g	0-0	0-0	0-0	0	1	1	1	0	0	0	0	0	3
32	Murinda, Mufaro	g	1-8	0-4	2-2	1	3	4	0	4	1	0	0	1	23
	Team					1	2	3							
	Totals		24-74	8-28	12-22	14	30	44	20	68	13	12	0	6	200

FG % 1st Half: 9-39 23.1% 2nd half: 15-35 42.9% Game: 24-74 32.4%
3FG % 1st Half: 2-16 12.5% 2nd half: 6-12 50.0% Game: 8-28 28.6%
FT % 1st Half: 2-7 28.6% 2nd half: 10-15 66.7% Game: 12-22 54.5%

Iowa 103 • 2-0

#	Player	Total		3-Ptr		Rebounds			PF	TP	A	TO	Blk	Stl	Min
		FG-FGA	FG-FGA	FT-FTA	FT-FTA	Off	Def	Tot							
20	Uthoff, Jarrod	r	6-10	1-3	0-0	0	7	7	1	13	0	1	3	0	18
25	Uhl, Dom	f	7-10	3-5	1-2	0	5	5	0	18	1	0	0	0	23
34	Woodbury, Adam	c	1-2	0-0	0-0	2	3	5	3	2	0	1	0	0	8
05	Clemmons, Anthony	g	3-7	0-2	1-2	1	1	2	0	7	5	0	1	0	13
10	Gesell, Mike	g	1-3	1-2	2-2	1	3	4	2	5	12	2	0	2	19
00	Wagner, Ahmad	g	2-4	0-0	2-2	2	2	4	2	6	1	0	0	2	18
01	Jones, Dale	g	6-9	4-6	0-0	1	6	7	1	16	2	2	1	0	22
02	Fleming, Andrew	g	2-7	1-5	0-4	1	5	6	1	5	4	3	0	0	22
03	Soukup, Michael	g	0-0	0-0	0-1	0	1	1	0	0	1	0	0	0	4
11	Williams, Christian	g	2-5	1-1	0-1	0	1	1	0	5	2	0	0	0	14
13	Soukup, Steven	g	0-2	0-0	0-0	0	2	2	1	0	1	0	0	0	4
23	Ukah, Okey	g	3-3	0-0	0-0	0	0	0	2	6	0	0	0	1	4
24	Ellingson, Brady	g	7-8	1-2	5-6	1	2	3	1	20	1	1	0	0	17
51	Baer, Nicholas	g	0-2	0-2	0-0	0	2	2	1	0	1	1	1	0	14
	Team					1	1	2							
	Totals		40-72	12-28	11-20	10	41	51	18	103	31	11	6	5	200

FG % 1st Half: 21-33 63.6% 2nd half: 19-39 48.7% Game: 40-72 55.6%
3FG % 1st Half: 6-13 46.2% 2nd half: 6-15 40.0% Game: 12-28 42.9%
FT % 1st Half: 4-11 36.4% 2nd half: 7-9 77.8% Game: 11-20 55.0%

Officials: Lamont Simpson, Mark Whitehead, Lewis Garrison
Technical fouls: Coppin State-None. Iowa-None.
Attendance: 12350
Fouled Out - Iowa: Wagner (04:57)

Score by periods	1st	2nd	Total
Coppin State	22	46	68
Iowa	52	51	103

Last FG - CSU 2nd-02:28, IOWA 2nd-00:41.
Largest lead - CSU None, IOWA by 39 2nd-02:47.
CSU led for 00:00. IOWA led for 39:43. Game was tied for 00:17.

Game 3 - Iowa 89, Marquette 61

Official Basketball Box Score -- Game Totals -- Final Statistics
Iowa vs Marquette
11/19/15 8:15 p.m. at BMO Harris Bradley Center

Iowa 89 • 3-0

#	Player	Total		3-Ptr		Rebounds			PF	TP	A	TO	Blk	Stl	Min
		FG-FGA	FG-FGA	FT-FTA	FT-FTA	Off	Def	Tot							
20	Uthoff, Jarrod	r	6-11	2-3	1-2	0	4	4	1	15	3	1	1	0	25
34	Woodbury, Adam	c	4-6	0-0	2-2	1	6	7	1	10	2	0	0	2	21
05	Clemmons, Anthony	g	5-10	1-3	0-0	1	1	2	1	11	7	3	0	3	28
10	Gesell, Mike	g	5-11	1-1	0-0	0	3	3	1	11	4	0	0	4	28
14	Jok, Peter	g	7-12	4-6	2-2	0	3	3	3	20	3	2	0	1	18
00	Wagner, Ahmad	g	1-1	0-0	0-0	1	1	2	2	2	0	2	0	0	11
01	Jones, Dale	g	2-7	1-4	0-0	1	3	4	2	5	0	1	0	0	16
02	Fleming, Andrew	g	1-2	0-1	0-0	0	1	1	1	2	3	2	0	0	8
11	Williams, Christian	g	0-0	0-0	0-0	0	1	1	0	0	0	0	0	0	6
23	Ukah, Okey	g	0-0	0-0	0-0	0	0	0	0	0	0	0	0	0	2
24	Ellingson, Brady	g	1-2	1-2	0-0	1	1	2	1	3	1	0	0	1	14
25	Uhl, Dom	g	4-4	2-2	0-1	0	1	1	2	10	2	1	0	3	16
51	Baer, Nicholas	g	0-0	0-0	0-0	1	1	2	2	0	0	1	0	1	7
	Team					0	0	0							
	Totals		36-66	12-22	5-7	7	26	33	17	89	25	12	2	14	200

FG % 1st Half: 19-37 51.4% 2nd half: 17-29 58.6% Game: 36-66 54.5%
3FG % 1st Half: 7-14 50.0% 2nd half: 5-8 62.5% Game: 12-22 54.5%
FT % 1st Half: 3-4 75.0% 2nd half: 2-3 66.7% Game: 5-7 71.4%

Marquette 61 • 1-2

#	Player	Total		3-Ptr		Rebounds			PF	TP	A	TO	Blk	Stl	Min
		FG-FGA	FG-FGA	FT-FTA	FT-FTA	Off	Def	Tot							
13	ELLENSON, Henry	r	1-8	0-4	1-2	2	6	8	1	3	3	3	0	0	31
40	FISCHER, Luke	c	4-4	0-0	0-0	1	1	2	5	8	1	1	0	0	16
01	WILSON, Duane	g	3-11	2-9	3-4	0	3	3	0	11	3	2	0	1	30
23	JOHNSON, Jajuan	g	5-10	0-1	1-2	0	2	2	1	11	1	1	1	1	28
25	CHEATHAM, Haanif	g	4-5	2-2	2-2	0	4	4	1	12	3	7	0	1	24
02	ANIM, Sacar	g	1-2	1-2	0-0	0	0	0	1	3	0	0</			

Game 5 - #17 Notre Dame 68, Iowa 62

Official Basketball Box Score -- Game Totals -- Final Statistics
NOTRE DAME vs Iowa
 11/27/15 7 p.m. at HP Field House (Lake Buena Vista, Fla.)

NOTRE DAME 68 • 4-1

#	Player	Total		3-Ptr		Rebounds			PF	TP	A	TO	Blk	Stl	Min
		FG-FGA	FT-FTA	FG-FGA	FT-FTA	Off	Def	Tot							
03	V.J. Beachem	r	6-13	4-9	0-1	1	4	5	0	16	1	1	0	0	36
30	Zach Augustine	r	2-6	0-0	0-1	3	8	11	4	4	2	2	2	0	26
35	Bonzie Colson	r	4-7	0-0	3-4	2	6	8	2	11	0	0	1	0	23
11	Demetrius Jackson	g	5-10	0-3	2-3	0	4	4	4	12	3	0	0	0	30
32	Steve Vasturia	g	4-11	1-7	2-2	2	2	4	3	13	3	3	0	0	38
04	Austin Torres	g	0-0	0-0	0-0	0	0	0	0	1	0	1	0	5	
04	Matt Ryan	g	3-5	2-4	3-4	0	2	2	2	11	1	1	0	1	26
05	Matt Farrell	g	1-3	1-2	0-0	0	1	1	0	3	2	0	0	0	16
Team						0	1	1							
Totals			25-55	8-25	10-15	8	28	36	15	68	13	7	4	1	200

FG % 1st Half: 14-30 46.7% 2nd half: 11-25 44.0% Game: 25-55 45.5%
 3FG % 1st Half: 6-15 40.0% 2nd half: 2-10 20.0% Game: 8-25 32.0%
 FT % 1st Half: 5-7 71.4% 2nd half: 5-8 62.5% Game: 10-15 66.7%

Iowa 62 • 3-2

#	Player	Total		3-Ptr		Rebounds			PF	TP	A	TO	Blk	Stl	Min
		FG-FGA	FT-FTA	FG-FGA	FT-FTA	Off	Def	Tot							
20	Uthoff, Jarrod	r	8-16	2-5	2-3	2	6	8	1	20	0	0	2	1	34
34	Woodbury, Adam	c	7-9	0-0	0-0	4	6	10	4	14	0	1	1	1	24
05	Clemmons, Anthony	g	1-3	1-2	0-0	1	2	3	4	3	1	2	0	1	28
10	Gesell, Mike	g	5-15	0-3	4-6	2	1	3	1	14	9	1	0	1	37
14	Jok, Peter	g	3-15	2-9	0-0	1	3	4	2	8	3	1	0	0	33
00	Wagner, Ahmad	g	0-1	0-0	0-0	0	1	1	3	0	0	0	0	1	5
01	Jones, Dale	g	0-2	0-1	0-0	0	0	0	1	0	0	0	0	0	8
02	Fleming, Andrew	g	1-1	1-1	0-0	0	0	0	0	3	0	0	0	0	5
11	Williams, Christian	g	0-1	0-0	0-0	0	0	0	0	0	0	0	0	0	1
24	Ellingson, Brady	g	0-2	0-2	0-0	0	2	2	1	0	0	0	0	0	8
25	Uhl, Dom	g	0-0	0-0	0-0	0	1	1	0	0	0	1	0	0	9
51	Baer, Nicholas	g	0-1	0-1	0-0	2	1	3	2	0	0	2	0	0	8
Team						3	2	5							
Totals			25-66	6-24	6-9	15	25	40	19	62	13	7	6	4	200

FG % 1st Half: 11-33 33.3% 2nd half: 14-33 42.4% Game: 25-66 37.9%
 3FG % 1st Half: 4-16 25.0% 2nd half: 2-8 25.0% Game: 6-24 25.0%
 FT % 1st Half: 1-3 33.3% 2nd half: 5-6 83.3% Game: 6-9 66.7%

Officials: Tim Nestor, Lamont Simpson, John Hughes
 Technical fouls: NOTRE DAME-None. Iowa-None.
 Attendance: 4508
 AdvoCare Invitational Game Seven

Score by periods	1st	2nd	Total
NOTRE DAME	39	29	68
Iowa	27	35	62

Points	In	Off	2nd	Fast	Bench
ND	Paint	T/O	Chance	Break	
IOWA	26	9	8	0	14
	22	11	10	0	3

Last FG - ND 2nd-01:27, IOWA 2nd-00:11.
 Largest lead - ND by 17 1st-02:20, IOWA by 7 1st-17:51.
 ND led for 29:36. IOWA led for 09:25. Game was tied for 00:31.

Game 6 - Iowa 84, #20 Wichita State 61

Official Basketball Box Score -- Game Totals -- Final Statistics
WICHITA STATE vs Iowa
 11/29/15 10 a.m. at HP Field House (Lake Buena Vista, Fla.)

WICHITA STATE 61 • 2-4

#	Player	Total		3-Ptr		Rebounds			PF	TP	A	TO	Blk	Stl	Min
		FG-FGA	FT-FTA	FG-FGA	FT-FTA	Off	Def	Tot							
00	KELLY, Rashard	r	0-4	0-0	0-0	2	1	3	0	0	0	1	0	0	11
32	McDUFFIE, Markis	r	3-10	1-4	2-2	1	0	1	1	9	2	1	0	1	26
21	WAMUKOTA, Bush	c	1-1	0-0	0-0	1	1	2	5	2	0	0	0	0	9
03	WESSEL, Evan	g	1-4	0-3	0-0	0	1	1	1	2	0	0	0	0	23
31	BAKER, Ron	g	2-9	1-4	2-2	0	3	3	1	7	4	4	0	0	36
01	BROWN, Zach	g	3-5	1-3	3-6	2	0	2	3	10	3	1	1	2	22
10	TAYLOR II, Ty	g	2-8	2-4	0-0	0	3	3	2	6	0	1	0	0	12
14	SIMON, John Robert	g	0-2	0-1	0-0	1	0	1	0	0	1	0	0	1	11
20	NURGER, Rauno	g	0-2	0-1	0-0	0	1	1	0	0	0	1	0	0	9
24	MORRIS, Shaquille	g	4-7	0-0	3-3	3	0	3	3	11	1	0	0	2	24
25	HAMILTON, Eric	g	5-7	1-2	3-3	2	3	5	0	14	1	1	0	0	17
Team						2	3	5							
Totals			21-59	6-22	13-17	14	16	30	17	61	11	11	1	6	200

FG % 1st Half: 8-25 32.0% 2nd half: 13-34 38.2% Game: 21-59 35.6%
 3FG % 1st Half: 3-9 33.3% 2nd half: 3-13 23.1% Game: 6-22 27.3%
 FT % 1st Half: 2-3 66.7% 2nd half: 11-14 78.6% Game: 13-17 76.5%

Iowa 84 • 4-2

#	Player	Total		3-Ptr		Rebounds			PF	TP	A	TO	Blk	Stl	Min
		FG-FGA	FT-FTA	FG-FGA	FT-FTA	Off	Def	Tot							
20	Uthoff, Jarrod	r	9-15	2-5	2-2	1	6	7	1	22	1	1	5	2	37
34	Woodbury, Adam	c	4-7	0-0	7-10	5	2	7	2	15	2	3	0	0	33
05	Clemmons, Anthony	g	2-6	1-1	0-0	0	1	1	1	5	3	1	0	1	21
10	Gesell, Mike	g	4-7	1-2	5-6	0	5	5	1	14	9	3	0	0	37
14	Jok, Peter	g	3-9	0-4	6-6	2	4	6	3	12	0	1	0	0	19
00	Wagner, Ahmad	g	0-0	0-0	0-0	0	0	0	1	0	0	0	0	0	2
01	Jones, Dale	g	1-2	1-2	0-0	0	0	0	1	3	0	0	0	0	7
11	Williams, Christian	g	0-0	0-0	0-0	0	0	0	0	0	0	0	0	0	0+
24	Ellingson, Brady	g	2-2	1-1	0-0	0	2	2	3	5	0	0	0	0	11
25	Uhl, Dom	g	0-0	0-0	0-0	0	0	0	3	0	1	1	0	0	9
51	Baer, Nicholas	g	3-4	2-3	0-0	1	1	2	2	8	0	1	0	1	24
Team						2	6	8							
Totals			28-52	8-18	20-24	11	27	38	18	84	16	12	5	4	200

FG % 1st Half: 14-27 51.9% 2nd half: 14-25 56.0% Game: 28-52 53.8%
 3FG % 1st Half: 5-12 41.7% 2nd half: 3-6 50.0% Game: 8-18 44.4%
 FT % 1st Half: 7-9 77.8% 2nd half: 13-15 86.7% Game: 20-24 83.3%

Officials: Rick Crawford, Jose Carrion, Jeff Pon
 Technical fouls: WICHITA STATE-TEAM. Iowa-None.
 Attendance:
 AdvoCare Invitational Game 9

Score by periods	1st	2nd	Total
WICHITA STATE	21	40	61
Iowa	40	44	84

Points	In	Off	2nd	Fast	Bench
WSU	Paint	T/O	Chance	Break	
IOWA	28	22	17	2	41
	16	17	17	2	16

Last FG - WSU 2nd-00:15, IOWA 2nd-01:24.
 Largest lead - WSU None, IOWA by 31 2nd-13:07.
 WSU led for 00:00. IOWA led for 39:40. Game was tied for 00:20.

Game 7 - Iowa 78, Florida State 75 (OT)

Official Basketball Box Score -- Game Totals -- Final Statistics
Florida State vs Iowa
 12/02/15 8:20 p.m. at Carver-Hawkeye Arena - Iowa City, IA

Florida State 75 • 4-2

#	Player	Total		3-Ptr		Rebounds			PF	TP	A	TO	Blk	Stl	Min
		FG-FGA	FT-FTA	FG-FGA	FT-FTA	Off	Def	Tot							
15	Bojanovsky, Boris	c	3-5	0-0	5-6	6	5	11	2	11	3	0	1	0	31
04	Bacon, Dwayne	g	5-16	0-4	1-1	3	1	4	2	11	2	2	0	1	31
25	Beasley, Malik	g	8-17	2-6	2-2	2	6	8	4	20	5	0	1	0	29
02	Rathan-Mayes, Xavier	g	6-15	2-8	1-2	0	4	4	2	15	5	5	0	1	33
32	Brandon, Montay	g	1-3	0-0	2-2	2	6	8	4	4	0	2	0	0	32
00	Cofer, Phil	g	1-2	0-0	0-0	0	2	2	0	2	0	1	0	1	11
01	Bookert, Devon	g	2-7	1-5	0-0	0	1	1	3	5	6	1	0	2	27
03	Bell, Benji	g	0-1	0-0	0-0	0	0	0	0	0	0	1	0	0	5
14	Mann, Terance	g	1-4	0-0	1-2	3	2	5	2	3	0	0	1	0	15
21	Koumadje, Chris	g	0-0	0-0	0-0	0	0	0	1	0	0	0	0	0	1
23	Smith, Jarquez	g	2-6	0-0	0-0	1	3	4	2	4	0	1	0	0	10
Team						2	0	2							
Totals			29-76	5-23	12-15	19	30	49	22	75	16	14	2	5	225

FG % 1st Half: 14-39 35.9% 2nd half: 10-27 37.0% OT: 5-10 50.0% Game: 29-76 38.2%
 3FG % 1st Half: 1-10 10.0% 2nd half: 3-9 33.3% OT: 1-4 25.0% Game: 5-23 21.7%
 FT % 1st Half: 3-3 100.0% 2nd half: 8-10 80.0% OT: 1-2 50.0% Game: 12-15 80.0%

Iowa 78 • 5-2

#	Player	Total		3-Ptr		Rebounds			PF	TP	A	TO	
---	--------	-------	--	-------	--	----------	--	--	----	----	---	----	--

Game 9 - Iowa 90, Western Illinois 56

Official Basketball Box Score -- Game Totals -- Final Statistics
Western Illinois vs Iowa
12/07/15 6 p.m. at Carver-Hawkeye Arena - Iowa City, IA

Western Illinois 56 • 6-2

#	Player	Total			3-Ptr			Rebounds			PF	TP	A	TO	Bk	Stl	Min
		FG-FGA	FG-FGA	FT-FTA	FG-FGA	FG-FGA	FT-FTA	Off	Def	Tot							
32	Tate Stensgaard	f	5-7	0-0	1-3	4	1	5	4	11	0	2	0	0	0	22	
52	Brandon Gilbeck	c	0-4	0-0	0-0	0	5	5	0	1	2	1	0	0	21		
01	Jabari Sandifer	g	2-5	0-1	2-2	0	2	2	6	8	1	0	3	26			
14	J.C. Fuller	g	2-11	1-7	0-0	1	1	2	1	5	1	5	0	23			
31	Garret Covington	g	4-14	3-8	1-2	0	3	3	0	12	0	2	0	34			
10	Jamie Batish	g	1-4	1-4	0-0	0	3	3	0	3	0	0	0	15			
11	De'Angelo Bruster	g	0-1	0-0	0-0	1	0	1	0	0	1	2	0	7			
15	Dalan Ancrum	g	3-4	0-0	0-0	2	0	2	0	6	0	0	0	10			
22	Jalen Morgan	g	2-5	0-0	0-0	1	1	2	3	4	0	0	0	14			
24	James Claar	g	1-2	0-0	0-0	1	1	2	0	2	0	1	0	5			
30	Mike Mikusak	g	2-6	1-2	0-0	1	4	5	1	5	2	0	0	16			
33	Jalen Chapman	g	1-3	0-0	0-0	0	2	2	4	2	0	1	1	5			
44	Jordan Hughes	g	0-0	0-0	0-0	0	1	1	0	0	0	0	0	2			
Team						0			0								
Totals			23-66	6-22	4-7	11	24	35	20	56	13	16	2	5	200		

FG % 1st Half: 13-33 39.4% 2nd half: 10-33 30.3% Game: 23-66 34.8%
3FG % 1st Half: 3-9 33.3% 2nd half: 3-13 23.1% Game: 6-22 27.3%
FT % 1st Half: 3-4 75.0% 2nd half: 1-3 33.3% Game: 4-7 57.1%

Iowa 90 • 7-2

#	Player	Total			3-Ptr			Rebounds			PF	TP	A	TO	Bk	Stl	Min
		FG-FGA	FG-FGA	FT-FTA	FG-FGA	FG-FGA	FT-FTA	Off	Def	Tot							
20	Uthoff, Jarrod	f	10-16	4-5	3-3	3	6	9	0	27	1	0	1	0	23		
34	Woodbury, Adam	c	4-6	0-0	2-2	3	1	4	1	10	1	1	0	1	18		
05	Clemmons, Anthony	g	3-7	1-2	2-2	0	2	2	2	9	6	1	1	3	29		
10	Gesell, Mike	g	1-3	0-0	0-1	1	3	4	1	2	7	4	1	1	22		
14	Jok, Peter	g	4-7	1-3	0-0	0	3	3	3	9	1	2	0	2	15		
00	Wagner, Ahmad	g	1-1	0-0	0-0	0	2	2	1	2	0	1	0	1	10		
02	Fleming, Andrew	g	2-5	1-2	0-0	0	0	0	0	5	2	0	0	0	14		
03	Soukup, Michael	g	0-1	0-1	0-0	0	0	0	0	0	0	0	0	0	4		
11	Williams, Christian	g	0-1	0-0	0-0	1	0	1	0	0	0	0	0	0	7		
13	Soukup, Steven	g	0-1	0-1	0-0	0	1	1	0	0	0	0	0	0	4		
23	Ukah, Okey	g	1-3	0-0	0-2	1	0	1	1	2	2	0	0	1	5		
24	Ellingson, Brady	g	2-4	1-3	2-3	0	3	3	1	7	1	1	0	0	17		
25	Uhl, Dom	g	4-8	2-4	5-6	1	3	4	1	15	0	0	3	1	19		
51	Baer, Nicholas	g	1-3	0-2	0-0	0	5	5	0	2	1	1	0	0	13		
Team						2			4								
Totals			33-66	10-23	14-19	12	33	45	11	90	20	11	6	10	200		

FG % 1st Half: 21-36 58.3% 2nd half: 12-30 40.0% Game: 33-66 50.0%
3FG % 1st Half: 6-13 46.2% 2nd half: 4-10 40.0% Game: 10-23 43.5%
FT % 1st Half: 5-8 62.5% 2nd half: 9-11 81.8% Game: 14-19 73.7%

Officials: Ray Perone, Brian Dorsey, Rob Riley
Technical fouls: Western Illinois-None. Iowa-None.
Attendance: 11395
Fouled Out - Western Illinois: Gilbeck (04:34)

Score by periods	1st	2nd	Total
Western Illinois	32	24	56
Iowa	53	37	90

Last FG - WIU 2nd-00:52, IOWA 2nd-02:20.
Largest lead - WIU None, IOWA by 39 2nd-04:08.
WIU led for 00:00. IOWA led for 39:53. Game was tied for 00:07.

Points	In	Off	2nd	Fast	Bench
WIU	28	7	15	2	22
IOWA	40	24	11	10	33

Score tied - 0 times.
Lead changed - 0 times.

Game 11 - Iowa 70, Drake 64

Official Basketball Box Score -- Game Totals -- Final Statistics
Drake vs Iowa
12-19-15 3:31 p.m. at Wells Fargo Arena - Des Moines, Iowa

Drake 64 • 4-7

#	Player	Total			3-Ptr			Rebounds			PF	TP	A	TO	Bk	Stl	Min
		FG-FGA	FG-FGA	FT-FTA	FG-FGA	FG-FGA	FT-FTA	Off	Def	Tot							
03	Woodward, Graham	*	1-9	1-5	0-0	1	3	4	1	3	1	2	0	0	28		
11	Enevoold, Jacob	*	1-2	0-0	0-0	3	1	4	0	2	0	0	1	0	15		
12	Timmer, Reed	*	11-21	3-8	0-1	2	4	6	1	25	5	0	0	0	36		
23	Arongunde, Ore	*	3-5	2-3	1-1	0	3	3	2	9	0	0	0	0	30		
31	Abrahamson, Kale	*	4-11	3-6	3-4	2	5	7	3	14	2	0	0	0	29		
00	Rivers, C.J.	g	0-1	0-0	0-0	0	1	1	1	0	2	0	0	0	9		
01	Madison, Karl	g	0-1	0-0	0-0	0	0	0	1	0	0	3	0	0	4		
02	Wampler, Billy	g	2-5	1-2	0-0	0	1	1	1	5	2	2	1	0	13		
22	Schlatter, Casey	g	1-2	1-1	0-0	1	2	3	1	3	0	0	0	0	13		
35	McGlynn, Nick	g	0-2	0-0	1-2	0	2	2	1	1	1	0	0	0	12		
44	Olejniczak, Dominik	g	1-1	0-0	0-0	0	1	1	0	2	1	0	1	0	11		
Team						6			7								
Totals			24-60	11-26	5-8	15	24	39	12	64	14	11	3	0	200		

FG % 1st Half: 11-30 36.7% 2nd half: 13-30 43.3% Game: 24-60 40.0%
3FG % 1st Half: 6-14 42.9% 2nd half: 5-12 41.7% Game: 11-26 42.3%
FT % 1st Half: 2-3 66.7% 2nd half: 3-5 60.0% Game: 5-8 62.5%

Iowa 70 • 8-3

#	Player	Total			3-Ptr			Rebounds			PF	TP	A	TO	Bk	Stl	Min
		FG-FGA	FG-FGA	FT-FTA	FG-FGA	FG-FGA	FT-FTA	Off	Def	Tot							
05	Clemmons, Anthony	*	4-9	1-5	1-2	0	2	2	0	10	1	0	1	0	27		
10	Gesell, Mike	*	7-8	2-2	1-2	0	3	3	0	17	4	0	1	0	34		
14	Jok, Peter	*	2-10	0-4	0-0	0	2	2	2	4	2	0	0	0	23		
20	Uthoff, Jarrod	*	4-8	0-2	2-2	0	3	3	3	10	0	1	5	0	21		
34	Woodbury, Adam	*	2-5	0-0	0-0	1	0	1	4	1	1	0	1	0	12		
00	Wagner, Ahmad	g	0-0	0-0	0-0	1	1	2	0	0	0	0	1	0	9		
02	Fleming, Andrew	g	0-0	0-0	0-0	0	0	0	0	0	0	0	0	0	7		
03	Soukup, Michael	g	0-2	0-1	0-0	0	0	0	0	0	0	0	0	0	3		
11	Williams, Christian	g	0-0	0-0	2-2	0	0	0	2	2	0	0	0	1	6		
13	Soukup, Steven	g	0-1	0-1	0-0	0	0	0	0	0	0	0	0	0	2		
23	Ukah, Okey	g	0-0	0-0	0-0	0	0	0	1	0	0	0	0	0	3		
24	Ellingson, Brady	g	2-2	1-1	0-0	0	1	1	2	5	0	0	0	1	16		
25	Uhl, Dom	g	2-8	1-2	2-2	2	6	8	1	7	2	0	0	1	28		
51	Baer, Nicholas	g	5-10	3-5	0-0	3	4	7	3	13	2	0	6	1	30		
Team						2			0								
Totals			28-60	8-21	6-8	9	22	31	12	70	12	3	14	4	200		

FG % 1st Half: 11-28 39.3% 2nd half: 17-32 53.1% Game: 28-60 46.7%
3FG % 1st Half: 3-11 27.3% 2nd half: 5-10 50.0% Game: 8-21 38.1%
FT % 1st Half: 5-6 83.3% 2nd half: 1-2 50.0% Game: 6-8 75.0%

Officials: Kelly Pfeiffer, Bobby Daw, Toby Martinez
Technical fouls: Drake-None. Iowa-None.
Attendance: 15424
Hy-Vee Big Four Classic
Fouled Out: none

Score by periods	1st	2nd	Total
Drake	30	34	64
Iowa	30	40	70

Last FG - DU 2nd-01:37, IOWA 2nd-00:30.
Largest lead - DU by 6 1st-18:18, IOWA by 11 2nd-08:51.

Score tied - 6 times.
Lead changed - 7 times.

Game 10 - #2 Iowa State 83, Iowa 82

Official Basketball Box Score -- Game Totals -- Final Statistics
Iowa vs Iowa State
12-10-15 6:31 p.m. at Hilton Coliseum - Ames, Iowa

Iowa 82 • 7-3

#	Player	Total			3-Ptr			Rebounds			PF	TP	A	TO	Bk	Stl	Min
		FG-FGA	FG-FGA	FT-FTA	FG-FGA	FG-FGA	FT-FTA	Off	Def	Tot							
05	Clemmons, Anthony	*	3-6	1-4	0-0	0	4	4	0	7	4	2	1	1	36		
10	Gesell, Mike	*	3-10	1-2	2-2	0	2	2	2	9	8	5	0	0	35		
14	Jok, Peter	*	7-12	4-7	0-0	0	4	4	2	18	2	2	0	0	29		
20	Uthoff, Jarrod	*	12-20	5-8	3-4	3	6	9	3	32	1	4	1	37			
34	Woodbury, Adam	*	5-9	0-0	2-2	1	4	5	3	12	1	3	1	0	35		
24	Ellingson, Brady	g	0-1	0-1	0-0	0	0	0	0	0	2	0	0	0	4		
25	Uhl, Dom	g	0-3	0-2	2-2	3	3	6	4	2	0	1	0	0	17		
51	Baer, Nicholas	g	1-4	0-3	0-0	1	1	2	0	2	0	0	0	0	7		
Team						3			2								
Totals			31-65	11-27	9-10	11	26	37	14	82	18	17	6	4			

Game 13 - Iowa 83, #1 Michigan State 70

Official Basketball Box Score -- Game Totals -- Final Statistics
Michigan State vs Iowa
12/29/15 8:05 p.m. at Carver-Hawkeye Arena - Iowa City, IA

Michigan State 70 • 13-1, 0-1

#	Player	Total			3-Ptr			Rebounds			PF	TP	A	TO	Blk	Stl	Min
		FG	FGA	FT	FTA	Off	Def	Tot									
10	Costello, Matt	f	6-8	0-0	5-6	3	4	7	2	17	2	2	1	0	0	23	
15	Clark Jr., Marvin	f	3-7	1-3	0-1	3	3	6	0	7	1	1	0	3	14		
05	Forbes, Bryn	g	1-5	0-3	1-2	0	3	3	4	3	1	2	0	1	28		
11	Nairn Jr., Lourawls	g	2-6	0-0	0-1	0	1	1	4	4	3	3	0	0	24		
14	Harris, Eron	g	7-15	1-2	6-7	4	1	5	5	21	0	1	0	1	22		
00	Ahrens, Kyle		0-1	0-1	0-0	0	0	0	2	0	1	0	0	0	2		
02	Bess, Javon		1-6	0-0	0-0	3	0	3	0	2	0	1	0	0	11		
03	Ellis III, Alvin		1-6	1-4	0-0	0	1	1	4	3	1	2	0	0	17		
20	McQuaid, Matt		0-1	0-0	0-1	1	0	1	0	1	2	0	2	16			
23	Davis, Deyonta		3-4	0-0	0-0	1	1	2	0	6	0	0	3	0	11		
25	Goins, Kenny		3-3	0-0	0-0	1	4	5	1	6	0	0	1	0	13		
30	Van Dyk, Matt		0-1	0-0	0-0	0	0	0	2	0	0	0	0	0	2		
34	Schilling, Gavin		0-1	0-0	1-2	1	2	3	1	1	0	1	0	0	11		
41	Wollenman, Colby		0-0	0-0	0-1	0	1	1	1	0	1	0	0	0	6		
Team						2	1	3									
Totals			27-64	3-13	13-20	19	22	41	27	70	11	16	5	7	200		

FG % 1st Half: 10-26 38.5% 2nd half: 17-38 44.7% Game: 27-64 42.2%
3FG % 1st Half: 0-5 0.0% 2nd half: 3-8 37.5% Game: 3-13 23.1%
FT % 1st Half: 3-5 60.0% 2nd half: 10-15 66.7% Game: 13-20 65.0%

Iowa 83 • 10-3, 1-0

#	Player	Total			3-Ptr			Rebounds			PF	TP	A	TO	Blk	Stl	Min
		FG	FGA	FT	FTA	Off	Def	Tot									
14	Jok, Peter	f	5-12	3-5	6-8	2	1	3	4	19	4	1	0	3	29		
20	Uthoff, Jarrod	f	4-11	1-3	1-1	1	4	5	4	10	1	8	6	0	26		
34	Woodbury, Adam	c	4-6	0-0	0-0	2	3	5	4	8	0	0	0	0	22		
05	Clemmons, Anthony	g	1-3	0-1	0-3	0	1	1	3	2	5	1	0	1	28		
10	Gesell, Mike	g	7-10	0-0	11-13	0	3	3	3	25	3	1	0	2	33		
00	Wagner, Ahmad		0-2	0-0	1-2	0	1	1	0	1	0	0	2	0	12		
24	Ellingson, Brady		0-0	0-0	0-0	0	1	1	0	0	0	1	0	0	8		
25	Uhl, Dom		2-5	1-1	2-2	1	2	3	0	7	1	0	1	1	21		
51	Baer, Nicholas		4-7	1-3	2-2	2	3	5	2	11	1	0	2	1	21		
Team						4	4	8									
Totals			27-56	6-13	23-31	12	23	35	20	83	15	12	11	8	200		

FG % 1st Half: 13-34 38.2% 2nd half: 14-22 63.6% Game: 27-56 48.2%
3FG % 1st Half: 4-9 44.4% 2nd half: 2-4 50.0% Game: 6-13 46.2%
FT % 1st Half: 7-12 58.3% 2nd half: 16-19 84.2% Game: 23-31 74.2%

Officials: Gene Steratore, D.J. Carstensen, Larry Scrotto
Technical fouls: Michigan State-None. Iowa-None.
Attendance: 15400
Fouled Out - Michigan State: Harris (00:37)

Score by periods	1st	2nd	Total
Michigan State	23	47	70
Iowa	37	46	83

Last FG - MSU 2nd-00:56, IOWA 2nd-03:18.
Largest lead - MSU None, IOWA by 19 2nd-10:59.
MSU led for 00:00. IOWA led for 39:16. Game was tied for 00:44.

In Off 2nd Fast
Points Paint T/O Chance Break Bench
MSU 44 16 18 4 18
IOWA 30 21 15 3 19

Score tied - 0 times.
Lead changed - 0 times.

Game 14 - Iowa 70, #14 Purdue 63

Official Basketball Box Score -- Game Totals -- Final Statistics
Iowa vs Purdue
01/02/16 6:00 PM at West Lafayette, Ind. | Mackey Arena

Iowa 70 • 11-3, 2-0

#	Player	Total			3-Ptr			Rebounds			PF	TP	A	TO	Blk	Stl	Min
		FG	FGA	FT	FTA	Off	Def	Tot									
20	Uthoff, Jarrod	f	7-16	1-3	10-14	0	4	4	3	25	2	0	5	2	38		
34	Woodbury, Adam	c	3-7	0-0	0-0	3	4	7	1	6	0	2	0	1	25		
05	Clemmons, Anthony	g	3-9	2-4	0-0	0	1	1	3	8	3	1	0	4	30		
10	Gesell, Mike	g	2-5	1-2	2-4	1	6	7	4	7	7	1	1	1	33		
14	Jok, Peter	g	5-13	0-6	1-2	3	6	9	3	11	2	0	0	2	32		
00	Wagner, Ahmad		0-0	0-0	0-0	0	0	0	0	0	0	1	0	0	3		
24	Ellingson, Brady		0-0	0-0	0-0	0	0	0	0	1	0	0	1	0	8		
25	Uhl, Dom		2-5	2-3	0-0	0	0	0	1	6	0	0	1	0	15		
51	Baer, Nicholas		3-3	1-1	0-0	2	2	4	0	7	0	2	2	0	16		
Team						2	3	5									
Totals			25-58	7-19	13-20	11	26	37	16	70	14	9	9	10	200		

FG % 1st Half: 7-30 23.3% 2nd half: 18-28 64.3% Game: 25-58 43.1%
3FG % 1st Half: 1-10 10.0% 2nd half: 6-9 66.7% Game: 7-19 36.8%
FT % 1st Half: 5-7 71.4% 2nd half: 8-13 61.5% Game: 13-20 65.0%

Purdue 63 • 13-2, 1-1

#	Player	Total			3-Ptr			Rebounds			PF	TP	A	TO	Blk	Stl	Min
		FG	FGA	FT	FTA	Off	Def	Tot									
12	Edwards, Vince	f	2-3	1-1	2-2	1	4	5	3	7	3	1	1	0	20		
50	Swanigan, Caleb	f	3-10	0-0	2-2	3	2	5	2	6	2	3	0	0	22		
44	Haas, Isaac	c	3-4	0-0	0-0	3	3	6	1	6	0	1	1	0	15		
03	Thompson, P.J.	g	0-4	0-2	1-2	1	3	4	0	1	3	2	0	0	23		
35	Davis, Rapheal	g	1-7	1-5	1-2	1	0	1	2	4	0	4	1	1	28		
01	Hill, Johnny		1-6	0-1	2-2	2	0	2	3	4	2	0	0	0	17		
14	Cline, Ryan		1-2	1-2	0-0	0	0	0	1	3	1	0	0	0	7		
20	Hammons, A.J.		5-6	0-0	1-2	1	6	7	4	11	2	1	1	0	25		
21	Stephens, Kendall		4-9	2-6	2-3	0	0	0	0	12	1	0	0	1	13		
31	Mathias, Dakota		3-8	3-8	0-0	0	5	5	2	9	3	2	1	2	30		
Team						1	2	3									
Totals			23-59	8-25	9-15	13	25	38	18	63	17	14	5	4	200		

FG % 1st Half: 15-33 45.5% 2nd half: 8-26 30.8% Game: 23-59 39.0%
3FG % 1st Half: 7-14 50.0% 2nd half: 1-11 9.1% Game: 8-25 32.0%
FT % 1st Half: 0-0 0.0% 2nd half: 9-15 60.0% Game: 9-15 60.0%

Officials: Bo Boroski, Paul Szele, Earl Walton
Technical fouls: Iowa-None. Purdue-None.
Attendance: 14846

Score by periods	1st	2nd	Total
Iowa	20	50	70
Purdue	37	26	63

In Off 2nd Fast
Points Paint T/O Chance Break Bench
IOWA 24 22 11 6 13
PURDUE 24 7 12 0 39

Score tied - 2 times.
Lead changed - 4 times.

Last FG - IOWA 2nd-01:11, PURDUE 2nd-02:09.
Largest lead - IOWA by 8 2nd-00:21, PURDUE by 19 1st-02:21.
IOWA led for 14:10. PURDUE led for 23:12. Game was tied for 02:25.

Game 16 - Iowa 76, #4 Michigan State 59

Official Basketball Box Score -- Game Totals -- Final Statistics
Iowa vs Michigan State
1/14/16 7:01 pm at East Lansing, Mich. // Breslin Center

Iowa 76 • 13-3, 4-0 B1G

#	Player	Total			3-Ptr			Rebounds			PF	TP	A	TO	Blk	Stl	Min
		FG	FGA	FT	FTA	Off	Def	Tot									
20	Uthoff, Jarrod	f	5-18	3-8	2-2	3	7	10	1	15	0	0	2	1	35		
34	Woodbury, Adam	c	2-6	0-0	0-2	4	4	8	3	4	2	1	1	0	31		
05	Clemmons, Anthony	g	4-8	2-4	3-5	0	3	3	2	13	2	3	0	0	31		
10	Gesell, Mike	g	4-10	0-1	0-1	0	3	3	2	8	6	1	0	0	20		
14	Jok, Peter	g	8-13	3-5	4-4	1	2	3	1	23	1	0	0	2	31		
00	Wagner, Ahmad		0-1	0-0	0-0	1	1	2	2	0	0	1	1	2	4		
11	Williams, Christian		0-0	0-0	0-0	1	0	1	0	0	1	1	0	1	4		
24	Ellingson, Brady		0-1	0-1	0-0	0	0	0	0	0	0	0	0	0	10		
25	Uhl, Dom		4-5	2-2	0-0	3	2	5	3	10	1	1	0	0	17		
51	Baer, Nicholas		1-3	0-1	1-2	0	2	2	2	3	2	1	0	1	17		
Team						0	2	2									
Totals			28-65	10-22	10-16	13	26	39	16	76	15	9	4	7	200		

FG % 1st Half: 17-33 51.5% 2nd half: 11-32 34.4% Game: 28-65 43.1%
3FG % 1st Half: 9-15 60.0% 2nd half: 1-7 14.3% Game: 10-22 45.5%
FT % 1st Half: 4-4 100.0% 2nd half: 6-12 50.0% Game: 10-16 62.5%

Michigan State 59 • 16-2, 3-2 B1G

#	Player	Total			3-Ptr			Rebounds			PF	TP	A	TO	Blk	Stl	Min
		FG	FGA	FT	FTA	Off	Def	Tot									
10	Costello, Matt	f	7-9	0-0	1	1	8	9	2	15	1	3	2	1	30		
34	Schilling, Gavin	f	2-3	0-0	0-0	1	2	3	4	0	3	0	1	1	12		
05	Forbes, Bryn	g	0-5	0-4	2-2	1	2	3	3	2	1	2					

Game 17 - Iowa 82, Michigan 71

Official Basketball Box Score -- Game Totals -- Final Statistics

Michigan vs Iowa

01/17/16 3:35 p.m. at Carver-Hawkeye Arena - Iowa City, IA

Michigan 71 • 13-5, 3-2

#	Player	Total		3-Ptr		Rebounds			PF	TP	A	TO	Blk	Stl	Min
		FG-FGA	FT-FTA	FG-FGA	FT-FTA	Off	Def	Tot							
21	Irvine, Zak	r	3-8	1-2	4-5	1	7	8	1	11	5	3	0	0	30
22	Robinson, Duncan	r	3-9	2-8	3-3	0	2	2	4	11	2	2	0	0	34
34	Donnal, Mark	r	4-7	0-0	0-0	4	4	8	2	8	2	0	0	0	28
10	Walton Jr., Derrick	g	5-14	3-11	3-4	1	3	4	2	16	6	1	0	0	36
12	Abdur-Rahkman, M-A	g	3-5	1-1	0-0	1	2	3	0	7	4	3	2	0	33
05	Wilson, D.J.	g	1-3	0-1	0-0	1	0	1	0	2	0	0	0	0	6
11	Dakich, Andrew	g	0-0	0-0	0-0	0	0	0	1	0	0	0	0	0	3
13	Wagner, Moritz	g	2-2	0-0	0-0	0	1	1	2	4	0	0	0	0	10
24	Dawkins, Aubrey	g	4-6	3-5	1-2	0	2	2	1	12	1	1	1	1	18
32	Doyle, Ricky	g	0-0	0-0	0-0	0	0	0	1	0	0	0	0	0	2
	Team					2	2	4							
	Totals		25-54	10-28	11-14	10	23	33	14	71	18	13	3	1	200

FG % 1st Half: 13-26 50.0% 2nd half: 12-28 42.9% Game: 25-54 46.3%
 3FG % 1st Half: 2-9 22.2% 2nd half: 8-19 42.1% Game: 10-28 35.7%
 FT % 1st Half: 5-8 62.5% 2nd half: 6-6 100.0% Game: 11-14 78.6%

Iowa 82 • 14-3, 5-0

#	Player	Total		3-Ptr		Rebounds			PF	TP	A	TO	Blk	Stl	Min
		FG-FGA	FT-FTA	FG-FGA	FT-FTA	Off	Def	Tot							
20	Uthoff, Jarrod	r	9-20	2-4	3-3	1	3	4	3	23	1	0	1	1	28
34	Woodbury, Adam	c	5-7	0-0	2-2	0	4	6	1	12	2	0	0	1	28
05	Clemmons, Anthony	g	2-6	1-4	0-0	0	1	1	2	5	6	2	1	1	30
10	Gesell, Mike	g	1-4	0-2	2-2	2	3	5	1	4	7	0	1	2	33
14	Jok, Peter	g	6-11	4-6	0-0	0	4	4	3	16	2	1	0	1	28
00	Wagner, Ahmad	g	2-2	0-0	1-2	0	3	3	2	5	0	0	0	0	11
24	Ellingson, Brady	g	0-0	0-0	0-0	0	0	0	0	0	0	0	0	0	2
25	Uhl, Dom	g	4-6	2-2	0-0	1	1	2	0	10	0	0	0	1	20
51	Baer, Nicholas	g	2-5	1-4	2-2	0	1	1	1	7	1	0	0	1	20
	Team					1	0	1							
	Totals		31-61	10-22	10-11	7	20	27	13	82	19	4	3	8	200

FG % 1st Half: 16-34 47.1% 2nd half: 15-27 55.6% Game: 31-61 50.8%
 3FG % 1st Half: 3-11 27.3% 2nd half: 7-11 63.6% Game: 10-22 45.5%
 FT % 1st Half: 3-3 100.0% 2nd half: 7-8 87.5% Game: 10-11 90.9%

Officials: Mike Eades, Larry Scrotto, Pat Driscoll

Technical fouls: Michigan-None. Iowa-None.

Attendance: 15400

Score by periods	1st	2nd	Total
Michigan	33	38	71
Iowa	38	44	82

Last FG - MICH 2nd-02:56, IOWA 2nd-01:04.
 Largest lead - MICH by 2 2nd-15:24, IOWA by 12 1st-11:23.
 MICH led for 02:20. IOWA led for 35:56. Game was tied for 01:44.

Points	In	Off	2nd	Fast	Bench
MICH	24	6	12	0	18
IOWA	34	16	8	2	22

Score tied - 1 time.
 Lead changed - 6 times.

Game 18 - Iowa 90, Rutgers 76

Official Basketball Box Score -- Game Totals -- Final Statistics

Iowa vs Rutgers

01/21/16 7 p.m. at Piscataway, N.J. (The RAC)

Iowa 90 • 15-3, 6-0

#	Player	Total		3-Ptr		Rebounds			PF	TP	A	TO	Blk	Stl	Min
		FG-FGA	FT-FTA	FG-FGA	FT-FTA	Off	Def	Tot							
20	Uthoff, Jarrod	r	6-11	4-6	4-4	1	7	8	0	20	1	1	3	0	34
34	Woodbury, Adam	c	3-5	0-0	6-6	4	7	11	3	12	1	1	2	1	22
05	Clemmons, Anthony	g	8-12	2-6	2-3	0	3	3	2	20	5	0	0	1	34
10	Gesell, Mike	g	0-5	0-1	0-1	0	3	3	1	0	9	3	0	1	33
14	Jok, Peter	g	10-19	5-9	4-5	1	4	5	2	29	1	1	0	3	35
00	Wagner, Ahmad	g	3-3	0-0	0-0	0	0	0	1	6	0	0	1	0	10
11	Williams, Christian	g	0-2	0-1	0-0	0	0	0	0	0	0	0	0	0	3
24	Ellingson, Brady	g	0-0	0-0	0-0	0	0	0	0	0	0	0	0	0	2
25	Uhl, Dom	g	1-5	0-3	1-2	1	2	3	1	3	1	2	0	0	14
51	Baer, Nicholas	g	0-3	0-3	0-0	2	0	2	1	0	1	0	0	1	13
	Team					3	0	3							
	Totals		31-65	11-29	17-21	12	26	38	11	90	19	8	6	7	200

FG % 1st Half: 16-33 48.5% 2nd half: 15-32 46.9% Game: 31-65 47.7%
 3FG % 1st Half: 5-15 33.3% 2nd half: 6-14 42.9% Game: 11-29 37.9%
 FT % 1st Half: 8-10 80.0% 2nd half: 9-11 81.8% Game: 17-21 81.0%

RUTGERS 76 • 6-14, 0-7

#	Player	Total		3-Ptr		Rebounds			PF	TP	A	TO	Blk	Stl	Min
		FG-FGA	FT-FTA	FG-FGA	FT-FTA	Off	Def	Tot							
01	Foreman, D.J.	r	3-6	0-0	2-3	4	5	9	4	8	0	0	1	0	29
35	Lewis, Greg	r	3-7	0-0	1-2	2	2	4	1	7	0	0	1	0	24
02	Daniels, Bishop	g	3-4	0-1	0-0	1	5	6	2	6	3	5	0	0	21
03	Sanders, Corey	g	4-16	0-6	4-4	0	4	4	3	12	9	3	0	2	37
05	Williams, Mike	g	7-15	3-8	0-1	0	4	4	2	17	1	1	0	1	29
04	Laurent, Jonathan	g	6-10	0-0	2-2	1	2	3	4	14	1	0	1	1	29
10	Goode, Justin	g	1-1	0-0	0-0	0	0	0	1	2	0	0	0	0	4
31	Grier, Omari	g	4-5	1-2	1-1	0	2	2	1	10	3	0	1	0	27
	Team					1	0	1							
	Totals		31-64	4-17	10-13	9	24	33	18	76	17	11	4	4	200

FG % 1st Half: 16-34 47.1% 2nd half: 15-30 50.0% Game: 31-64 48.4%
 3FG % 1st Half: 0-6 0.0% 2nd half: 4-11 36.4% Game: 4-17 23.5%
 FT % 1st Half: 5-6 83.3% 2nd half: 5-7 71.4% Game: 10-13 76.9%

Officials: D.J. Carstensen, Donnie Eppley, John Gaffney

Technical fouls: Iowa-Jok, Peter. RUTGERS-None.

Attendance: 4209

Score by periods	1st	2nd	Total
Iowa	45	45	90
RUTGERS	37	39	76

Last FG - IOWA 2nd-00:32, RU 2nd-01:20.
 Largest lead - IOWA by 19 2nd-07:23, RU by 1 1st-04:26.
 IOWA led for 42:26. RU led for 00:33. Game was tied for 01:51.

Points	In	Off	2nd	Fast	Bench
IOWA	38	14	17	9	9
RU	46	11	12	17	26

Score tied - 4 times.
 Lead changed - 2 times.

Game 19 - Iowa 83, #22 Purdue 71

Official Basketball Box Score -- Game Totals -- Final Statistics

Purdue vs Iowa

01/24/16 12:05 p.m. at Carver-Hawkeye Arena - Iowa City, IA

Purdue 71 • 17-4, 5-3

#	Player	Total		3-Ptr		Rebounds			PF	TP	A	TO	Blk	Stl	Min
		FG-FGA	FT-FTA	FG-FGA	FT-FTA	Off	Def	Tot							
22	Edwards, Vince	r	8-14	2-2	1-1	1	7	8	3	19	2	2	0	3	33
50	Swanigan, Caleb	r	2-9	0-2	1-1	1	7	8	4	5	2	1	1	0	25
20	Hammons, A.J.	c	3-7	0-0	4-6	3	3	6	2	10	0	3	1	0	25
01	Hill, Johnny	g	2-2	0-0	0-0	1	1	2	1	4	2	3	0	1	14
35	Davis, Rapheal	g	2-7	1-2	1-3	2	2	4	4	6	3	4	0	2	31
03	Thompson, P.J.	g	6-10	4-7	0-0	2	1	3	4	16	3	1	0	0	27
14	Cline, Ryan	g	2-9	2-7	0-0	0	3	3	2	6	1	0	0	1	20
31	Mathias, Dakota	g	2-5	0-0	0-0	0	0	0	2	4	2	2	0	1	17
44	Haas, Isaac	g	0-1	0-3	1-4	1	1	2	2	1	0	1	0	0	8
	Team					3	2	5							
	Totals		27-64	9-23	8-15	14	27	41	24	71	15	17	2	8	200

FG % 1st Half: 13-28 46.4% 2nd half: 14-36 38.9% Game: 27-64 42.2%
 3FG % 1st Half: 6-11 54.5% 2nd half: 3-12 25.0% Game: 9-23 39.1%
 FT % 1st Half: 3-4 75.0% 2nd half: 5-11 45.5% Game: 8-15 53.3%

Iowa 83 • 16-3, 7-0

#	Player	Total		3-Ptr		Rebounds			PF	TP	A	TO	Blk	Stl	Min
		FG-FGA	FT-FTA	FG-FGA	FT-FTA	Off	Def	Tot							
20	Uthoff, Jarrod	r	7-13	4-5	4-4	0	3	3	2	22	3	0	1	0	34
34	Woodbury, Adam	c	4-6	0-0	5-6	2	8	10	4	13	0	1	0	1	23
05	Clemmons, Anthony	g	2-3	0-1	6-10	0	3	3	1	10	6	1	0	2	31
10	Gesell, Mike	g	1-7												

Game 21 - Iowa 85, Northwestern 71

Official Basketball Box Score -- Game Totals -- Final Statistics
Northwestern vs Iowa
01/31/16 2:05 p.m. at Carver-Hawkeye Arena - Iowa City, IA

Northwestern 71 • 15-8, 3-7

#	Player	Total		3-Ptr		Rebounds			PF	TP	A	TO	Blk	Stl	Min
		FG	FGA	FG	FGA	FT	FTA	Off							
34	Lumpkin, Sanjay	1	0-1	0-0	0-0	1	4	5	3	0	1	2	1	0	16
35	Falzon, Aaron	1	0-8	0-5	0-0	2	4	6	2	0	1	2	0	0	19
22	Olah, Alex	c	0-2	0-0	3-6	2	2	4	2	3	0	0	0	0	11
14	Demps, Tre	g	11-22	6-15	2-3	0	3	3	2	30	4	3	0	3	36
30	McIntosh, Bryant	g	2-6	0-1	0-0	0	2	2	2	4	6	1	0	0	36
01	van Zegeren, Joey	g	0-1	0-0	0-2	1	2	3	2	0	0	1	0	1	5
05	Pardon, Dererk	g	3-4	0-0	0-0	1	5	6	3	6	0	1	1	0	22
20	Lindsey, Scottie	g	5-9	3-4	2-2	0	0	0	4	15	0	2	0	1	26
23	Ash, Jordan	g	1-2	0-1	0-0	0	0	0	1	2	1	1	0	0	6
32	Taphorn, Nathan	g	1-3	1-3	0-0	1	1	2	1	3	0	2	0	0	11
44	Skelly, Gavin	g	3-4	1-1	1-1	3	2	5	5	8	0	0	1	0	12
Team						2	1	3			1				
Totals			26-62	11-30	8-14	13	26	39	27	71	13	16	3	5	200

FG % 1st Half: 9-31 29.0% 2nd half: 17-31 54.8% Game: 26-62 41.9%
3FG % 1st Half: 5-17 29.4% 2nd half: 6-13 46.2% Game: 11-30 36.7%
FT % 1st Half: 3-6 50.0% 2nd half: 5-8 62.5% Game: 8-14 57.1%

Iowa 85 • 17-4, 8-1

#	Player	Total		3-Ptr		Rebounds			PF	TP	A	TO	Blk	Stl	Min
		FG	FGA	FG	FGA	FT	FTA	Off							
20	Uthoff, Jarrod	f	8-16	2-5	5-5	3	3	6	1	23	0	0	3	2	30
34	Woodbury, Adam	c	0-2	0-0	0-0	1	8	9	3	0	1	1	0	0	14
05	Clemmons, Anthony	g	3-7	0-1	3-3	0	2	2	1	9	0	3	0	2	27
10	Gesell, Mike	g	1-6	0-1	2-2	1	3	4	1	4	4	2	0	1	25
14	Jok, Peter	g	6-10	4-7	10-12	0	5	5	1	26	1	0	0	1	22
00	Wagner, Ahmad	g	2-2	0-0	2-3	2	2	4	2	6	1	0	0	3	15
02	Fleming, Andrew	g	0-1	0-1	0-0	0	0	0	0	0	0	0	1	0	4
11	Williams, Christian	g	0-1	0-0	0-0	2	0	2	0	0	0	2	0	0	7
24	Ellingson, Brady	g	1-3	0-2	0-1	0	0	0	0	2	1	0	0	1	15
25	Uhl, Dom	g	1-5	0-1	6-10	1	0	1	1	8	2	2	0	1	24
51	Baer, Nicholas	g	3-6	1-1	0-0	0	1	1	1	7	0	0	0	1	17
Team						3	3	6							
Totals			25-59	7-19	28-36	13	27	40	11	85	10	10	4	12	200

FG % 1st Half: 14-32 43.8% 2nd half: 11-27 40.7% Game: 25-59 42.4%
3FG % 1st Half: 4-12 33.3% 2nd half: 3-7 42.9% Game: 7-19 36.8%
FT % 1st Half: 10-11 90.9% 2nd half: 18-25 72.0% Game: 28-36 77.8%

Officials: Brian Dorsey, John Gaffney, Earl Walton
Technical fouls: Northwestern-Lindsey, Scottie. Iowa-None.
Attendance: 15400
Fouled Out - Northwestern: Skelly (00:59)

Score by periods	1st	2nd	Total
Northwestern	26	45	71
Iowa	42	43	85

Last FG - NU 2nd-00:47, IOWA 2nd-00:20.
Largest lead - NU by 4 1st-11:58, IOWA by 29 2nd-06:56.
NU led for 04:12. IOWA led for 32:18. Game was tied for 03:11.

In	Off	2nd	Fast	Bench
Points	Paint	T/O	Chance	Break
NU	28	15	13	6
IOWA	28	24	22	4

Score tied - 5 times.
Lead changed - 4 times.

Game 22 - Iowa 73, Penn State 49

Official Basketball Box Score -- Game Totals -- Final Statistics
Penn State vs Iowa
02/03/16 6 p.m. at Carver-Hawkeye Arena - Iowa City, IA

Penn State 49 • 11-12, 2-8

#	Player	Total		3-Ptr		Rebounds			PF	TP	A	TO	Blk	Stl	Min
		FG	FGA	FG	FGA	FT	FTA	Off							
00	Banks, Payton	f	1-7	0-4	0-1	1	5	6	1	2	2	2	0	3	28
10	Taylor, Brandon	f	7-20	0-2	1-2	6	5	11	4	15	0	2	1	0	27
44	Moore, Julian	f	3-6	0-0	2-2	2	0	2	4	8	0	1	2	0	23
03	Foster, Devin	g	1-6	0-2	0-0	0	2	2	4	2	2	0	0	0	22
33	Garner, Shep	g	4-12	0-5	0-0	0	5	5	3	8	2	3	1	2	38
01	Zemgulis, Davis	g	2-6	1-3	1-1	0	1	1	1	6	0	0	0	1	26
05	Jack, Donovan	g	2-3	0-0	0-0	1	0	1	1	4	0	2	0	0	7
21	Washington, Isaiah	g	0-6	0-4	1-4	2	0	2	2	1	1	0	0	1	14
32	Dickerson, Jordan	g	1-3	0-0	1-2	2	3	5	3	3	1	0	2	0	15
Team						3	2	5							
Totals			21-69	1-20	6-12	17	23	40	23	49	8	10	6	7	200

FG % 1st Half: 11-37 29.7% 2nd half: 10-32 31.3% Game: 21-69 30.4%
3FG % 1st Half: 1-8 12.5% 2nd half: 0-12 0.0% Game: 1-20 5.0%
FT % 1st Half: 3-3 100.0 2nd half: 3-9 33.3% Game: 6-12 50.0%

Iowa 73 • 18-4, 9-1

#	Player	Total		3-Ptr		Rebounds			PF	TP	A	TO	Blk	Stl	Min
		FG	FGA	FG	FGA	FT	FTA	Off							
20	Uthoff, Jarrod	f	5-12	1-3	3-4	0	3	3	1	14	0	0	5	0	24
34	Woodbury, Adam	c	1-2	0-0	3-6	2	13	15	2	5	0	2	2	0	22
05	Clemmons, Anthony	g	4-8	0-3	4-4	1	5	6	2	12	4	1	0	1	24
10	Gesell, Mike	g	0-5	0-1	2-2	0	2	2	0	2	2	1	0	2	25
14	Jok, Peter	g	5-9	2-4	0-0	1	1	2	1	12	3	2	0	0	27
00	Wagner, Ahmad	g	2-2	0-0	4-5	1	4	5	5	8	0	1	1	0	18
02	Fleming, Andrew	g	0-1	0-0	0-0	0	0	0	0	0	1	1	0	0	4
11	Williams, Christian	g	0-0	0-0	0-0	0	0	0	0	0	0	0	0	0	1
03	Soukup, Steven	g	0-0	0-0	0-0	0	1	1	0	0	0	0	0	0	1
13	Ukah, Okey	g	0-0	0-0	0-0	0	0	0	0	0	0	0	0	0	2
24	Ellingson, Brady	g	0-1	0-1	0-0	0	1	1	3	0	1	0	0	0	9
25	Uhl, Dom	g	3-8	1-2	1-4	3	3	6	2	8	0	1	0	1	20
51	Baer, Nicholas	g	3-4	2-3	0-1	0	1	1	0	8	1	2	0	1	19
Team						2	0	2							
Totals			25-54	6-17	17-26	11	34	45	16	73	12	11	8	5	200

FG % 1st Half: 15-28 53.6% 2nd half: 10-26 38.5% Game: 25-54 46.3%
3FG % 1st Half: 4-11 36.4% 2nd half: 2-6 33.3% Game: 6-17 35.3%
FT % 1st Half: 11-16 68.8% 2nd half: 6-10 60.0% Game: 17-26 65.4%

Officials: Gene Steratore, Bo Boroski, Lewis Garrison
Technical fouls: Penn State-None. Iowa-None.
Attendance: 12596
Fouled Out - Iowa: Wagner (02:25)

Score by periods	1st	2nd	Total
Penn State	26	23	49
Iowa	45	28	73

Last FG - PSU 2nd-00:27, IOWA 2nd-00:43.
Largest lead - PSU None, IOWA by 28 2nd-08:04.
PSU led for 00:00. IOWA led for 38:49. Game was tied for 01:11.

In	Off	2nd	Fast	Bench
Points	Paint	T/O	Chance	Break
PSU	36	5	13	0
IOWA	32	8	14	28

Score tied - 1 time.
Lead changed - 0 times.

Game 23 - Iowa 77, Illinois 65

Official Basketball Box Score -- Game Totals -- Final Statistics
Iowa vs Illinois
02/07/16 12 p.m. at State Farm Center; Champaign, Ill.

Iowa 77 • 19-4, 10-1

#	Player	Total		3-Ptr		Rebounds			PF	TP	A	TO	Blk	Stl	Min
		FG	FGA	FG	FGA	FT	FTA	Off							
20	Uthoff, Jarrod	f	7-17	1-4	3-4	4	8	12	1	18	2	0	2	0	35
34	Woodbury, Adam	c	5-6	0-0	0-0	5	9	14	1	10	4	2	0	0	30
05	Clemmons, Anthony	g	4-10	2-3	0-2	1	5	6	3	10	2	3	0	4	37
10	Gesell, Mike	g	3-6	0-0	2-2	0	1	1	2	8	1	1	0	1	31
14	Jok, Peter	g	7-18	3-7	6-6	2	3	5	1	23	2	2	0	2	31
00	Wagner, Ahmad	g	0-0	0-0	2-2	0	1	1	2	2	0	0	0	0	10
24	Ellingson, Brady	g	0-2	0-2	0-0	0	0	0	0	0	0	0	0	0	4
25	Uhl, Dom	g	1-4	1-2	0-0	0	2	2	1	3	0	0	0	0	15
51	Baer, Nicholas	g	1-2	1-2	0-0	0	1	1	1	3	0	0	0	0	7
Team						0	1	1			1				
Totals			28-65	8-20	13-16	12	31	43	12	77	11	9	2	7	200

FG % 1st Half: 13-32 40.6% 2nd half: 15-33 45.5% Game: 28-65 43.1%
3FG % 1st Half: 4-11 36.4% 2nd half: 4-9 44.4% Game: 8-20 40.0%
FT % 1st Half: 8-8 100.0 2nd half: 5-8 62.5% Game: 13-16 81.3%

Illinois 65 • 11-13, 3-8

#	Player	Total	
---	--------	-------	--

Game 25 - Iowa 75, Minnesota 71

Official Basketball Box Score -- Game Totals -- Final Statistics
Minnesota vs Iowa
02/14/16 6:35 p.m. at Carver-Hawkeye Arena - Iowa City, IA

Minnesota 71 • 6-19, 0-13

#	Player	Total			3-Ptr			Rebounds			PF	TP	A	TO	Blk	Stl	Min
		FG	FGA	FT	FTA	FG	FGA	FT	FTA	Off							
03	Murphy, Jordan	f	4-9	0-0	3-4	3	3	6	4	11	0	2	0	0	0	27	
23	Buggs, Charles	f	1-2	0-1	0-0	0	3	3	5	2	0	2	0	0	10		
21	Konate, Bakary	c	2-3	0-0	1-3	2	7	9	4	5	0	1	1	0	30		
01	McBrayer, Dupree	g	3-7	2-2	4-6	1	1	2	1	12	1	0	1	1	31		
02	Mason, Nate	g	7-15	0-4	0-0	0	3	3	2	14	6	1	0	1	34		
04	Dorsey, Kevin	g	3-7	1-2	2-2	1	2	3	1	9	2	1	1	0	19		
11	Morris, Carlos	g	0-1	0-0	0-0	0	0	0	2	0	0	0	0	0	4		
24	King, Joey	g	2-12	1-8	5-5	4	2	6	2	10	1	0	0	0	23		
32	Gilbert, Ahmad	g	3-9	2-5	0-0	2	2	4	4	8	2	1	0	0	21		
41	Diedhiou, Gaston	g	0-0	0-0	0-0	0	0	0	1	0	0	0	0	0	1		
Team						1	5	6			1						
Totals			25-65	6-22	15-20	14	28	42	26	71	12	9	3	2	200		

FG % 1st Half: 9-31 29.0% 2nd half: 16-34 47.1% Game: 25-65 38.5% Deadball
 3FG % 1st Half: 3-12 25.0% 2nd half: 3-10 30.0% Game: 6-22 27.3% Rebounds
 FT % 1st Half: 7-10 70.0% 2nd half: 8-10 80.0% Game: 15-20 75.0% 3

Iowa 75 • 20-5, 11-2

#	Player	Total			3-Ptr			Rebounds			PF	TP	A	TO	Blk	Stl	Min
		FG	FGA	FT	FTA	FG	FGA	FT	FTA	Off							
20	Uthoff, Jarrod	f	8-19	1-7	7-9	2	13	15	3	24	0	3	6	0	37		
34	Woodbury, Adam	c	0-0	0-0	1-2	0	5	5	4	1	1	1	0	0	22		
05	Clemmons, Anthony	g	5-8	0-1	2-3	0	2	2	4	12	2	2	0	0	37		
10	Gesell, Mike	g	1-8	1-2	2-2	0	2	2	2	5	12	0	0	0	32		
14	Jok, Peter	g	8-14	4-8	7-8	0	1	1	2	27	1	2	0	2	34		
00	Wagner, Ahmad	g	1-1	0-0	0-2	4	3	7	1	2	0	0	0	0	16		
24	Ellingson, Brady	g	0-1	0-1	0-0	0	0	0	0	0	0	0	0	0	3		
25	Uhl, Dom	g	1-6	0-0	2-4	0	2	2	2	4	0	0	1	0	10		
51	Baer, Nicholas	g	0-0	0-0	0-0	3	0	3	3	0	1	0	0	0	9		
Team						1	0	1									
Totals			24-57	6-19	21-30	10	28	38	21	75	17	8	7	2	200		

FG % 1st Half: 12-30 40.0% 2nd half: 12-27 44.4% Game: 24-57 42.1% Deadball
 3FG % 1st Half: 4-11 36.4% 2nd half: 2-8 25.0% Game: 6-19 31.6% Rebounds
 FT % 1st Half: 6-6 100.0 2nd half: 15-24 62.5% Game: 21-30 70.0% 4

Officials: Terry Wymer, Bill Ek, Tim Clougherty
 Technical fouls: Minnesota-None. Iowa-None.
 Attendance: 15400
 Fouled Out - Minnesota: Buggs (00:01)

Score by periods	1st	2nd	Total
Minnesota	28	43	71
Iowa	34	41	75

Points	In	Off	2nd	Fast	Bench
MINN	26	7	13	0	27
IOWA	28	10	0	9	6

Last FG - MINN 2nd-00:02, IOWA 2nd-01:17.
 Largest lead - MINN by 4 1st-05:01, IOWA by 10 2nd-15:07.
 MINN led for 05:45. IOWA led for 29:33. Game was tied for 04:42.

Score tied - 6 times.
 Lead changed - 4 times.

2015-16 IOWA HAWKEYE RADIO/TV ROSTER




#0
AHMAD WAGNER
F, 6-5, 225, Fr.



#1
DALE JONES
F, 6-7, 220, Jr.



#2
ANDREW FLEMING
G, 6-5, 206, Fr.



#3
MICHAEL SOUKUP
G, 6-4, 165, Jr.



#4
ISAIAH MOSS
G, 6-5, 200, Fr.




#5
ANTHONY CLEMMONS
G, 6-2, 200, Sr.



#10
MIKE GESELL
G, 6-2, 190, Sr.



#11
CHRISTIAN WILLIAMS
G, 6-6, 200, Fr.



#13
STEVEN SOUKUP
G, 6-4, 175, Jr.



#14
PETER JOK
G, 6-6, 205, Jr.



#20
JARROD UTHOFF
F, 6-9, 221, Sr.



#23
OKEY UKAH
F, 6-7, 218, Sr.



#24
BRADY ELLINGSON
G, 6-4, 190, RS-Fr.




#25
DOM UHL
F, 6-9, 215, So.



#30
BRANDON HUTTON
F, 6-5, 218, Fr.



#34
ADAM WOODBURY
C, 7-1, 250, Sr.



#51
NICHOLAS BAER
F, 6-7, 200, RS-Fr.



FRAN MCCAFFERY
Head Coach



IOWA HAWKEYE BASKETBALL
Iowa Combined Team Statistics (as of Feb 14, 2016)
Conference games

RECORD:	OVERALL	HOME	AWAY	NEUTRAL
ALL GAMES	11-2	7-0	4-2	0-0
CONFERENCE	11-2	7-0	4-2	0-0
NON-CONFERENCE	0-0	0-0	0-0	0-0

##	Player	gp-gs	min	avg	Total		3-Point		F-Throw		Rebounds				pf	dq	a	to	blk	stl	pts	avg
					fg-fga	fg%	3fg-fga	3fg%	ft-fa	ft%	off	def	tot	avg								
20	Uthoff, Jarrod	13-13	430	33.1	85-202	.421	24-62	.387	58-70	.829	20	73	93	7.2	23	0	15	13	39	8	252	19.4
14	Jok, Peter	13-13	391	30.1	78-162	.481	35-76	.461	42-52	.808	13	33	46	3.5	31	0	19	16	1	22	233	17.9
05	Clemmons, Anthony	13-13	390	30.0	45-97	.464	13-40	.325	21-35	.600	4	32	36	2.8	30	0	44	18	2	17	124	9.5
10	Gesell, Mike	13-13	397	30.5	37-92	.402	5-16	.313	41-56	.732	7	38	45	3.5	26	0	73	24	2	13	120	9.2
34	Woodbury, Adam	13-13	331	25.5	40-70	.571	0-0	.000	23-35	.657	39	82	121	9.3	37	1	12	16	6	5	103	7.9
25	Uhl, Dom	13-0	236	18.2	29-72	.403	14-26	.538	14-28	.500	16	25	41	3.2	18	0	7	10	4	6	86	6.6
51	Baer, Nicholas	13-0	186	14.3	18-38	.474	8-23	.348	7-11	.636	12	13	25	1.9	20	0	8	7	7	9	51	3.9
00	Wagner, Ahmad	13-0	123	9.5	11-17	.647	0-1	.000	10-17	.588	8	18	26	2.0	19	1	2	4	6	6	32	2.5
11	Williams, Christian	4-0	18	4.5	2-5	.400	0-1	.000	0-0	.000	4	0	4	1.0	0	0	1	3	0	1	4	1.0
24	Ellingson, Brady	13-0	86	6.6	5-16	.313	2-13	.154	0-1	.000	0	4	4	0.3	6	0	3	4	0	2	12	0.9
03	Soukup, Michael	1-0	1	1.0	0-0	.000	0-0	.000	0-0	.000	0	0	0	0.0	0	0	0	0	0	0	0	0.0
13	Soukup, Steven	1-0	1	1.0	0-0	.000	0-0	.000	0-0	.000	0	1	1	1.0	0	0	0	0	0	0	0	0.0
23	Ukah, Okey	1-0	2	2.0	0-0	.000	0-0	.000	0-0	.000	0	0	0	0.0	0	0	0	0	0	0	0	0.0
02	Fleming, Andrew	2-0	8	4.0	0-2	.000	0-1	.000	0-0	.000	0	0	0	0.0	0	0	1	1	1	0	0	0.0
Team											24	16	40				3					
Total.....		13	2600		350-773	.453	101-259	.390	216-305	.708	147	335	482	37.1	210	2	185	119	68	89	1017	78.2
Opponents.....		13	2600		334-801	.417	86-294	.293	137-202	.678	164	321	485	37.3	272	5	175	162	47	65	891	68.5

TEAM STATISTICS	IOWA	OPP	Date	Opponent	Score	Att.
SCORING	1017	891	* 12/29/15	MICHIGAN STATE	w 83-70	15400
Points per game	78.2	68.5	* 01/02/16	at Purdue	w 70-63	14846
Scoring margin	+9.7	-	* 01/05/16	NEBRASKA	w 77-66	11736
FIELD GOALS-ATT	350-773	334-801	* 01/14/16	at Michigan State	w 76-59	14797
Field goal pct	.453	.417	* 01/17/16	MICHIGAN	w 82-71	15400
3 POINT FG-ATT	101-259	86-294	* 01/21/16	at RUTGERS	w 90-76	4209
3-point FG pct	.390	.293	* 01/24/16	PURDUE	w 83-71	15400
3-pt FG made per game	7.8	6.6	* 01/28/16	at Maryland	L 68-74	17950
FREE THROWS-ATT	216-305	137-202	* 01/31/16	NORTHWESTERN	w 85-71	15400
Free throw pct	.708	.678	* 02/03/16	PENN STATE	w 73-49	12596
F-Throws made per game	16.6	10.5	* 02/07/16	at Illinois	w 77-65	13849
REBOUNDS	482	485	* 02/11/16	at Indiana	L 78-85	17472
Rebounds per game	37.1	37.3	* 02/14/16	MINNESOTA	w 75-71	15400
Rebounding margin	-0.2	-				
ASSISTS	185	175				
Assists per game	14.2	13.5				
TURNOVERS	119	162				
Turnovers per game	9.2	12.5				
Turnover margin	+3.3	-				
Assist/turnover ratio	1.6	1.1				
STEALS	89	65				
Steals per game	6.8	5.0				
BLOCKS	68	47				
Blocks per game	5.2	3.6				
ATTENDANCE	101332	83123				
Home games-Avg/Game	7-14476	6-13854				
Neutral site-Avg/Game	-	0-0				

^ = Advocare Invitational - Orlando, Florida
= Hy-Vee Big Four Classic - Des Moines, Iowa
* = Conference game

Score by Periods	1st	2nd	Totals
Iowa	483	534	1017
Opponents	407	484	891

IOWA HAWKEYE BASKETBALL
Iowa Combined Team Statistics (as of Feb 14, 2016)
All games

RECORD:	OVERALL	HOME	AWAY	NEUTRAL
ALL GAMES	20-5	13-0	5-3	2-2
CONFERENCE	11-2	7-0	4-2	0-0
NON-CONFERENCE	9-3	6-0	1-1	2-2

##	Player	gp-gs	min	Total		3-Point		F-Throw		Rebounds				pf	dq	a	to	blk	stl	pts	avg	
				avg	fg-fga	fg%	3fg-fga	3fg%	ft-fa	ft%	off	def	tot									avg
20	Uthoff, Jarrod	25-25	764	30.6	167-362	.461	50-118	.424	87-105	.829	42	126	168	6.7	42	0	29	25	74	18	471	18.8
14	Jok, Peter	24-24	635	26.5	129-288	.448	59-141	.418	62-75	.827	20	58	78	3.3	55	0	36	29	1	35	379	15.8
05	Clemmons, Anthony	25-25	727	29.1	85-186	.457	22-70	.314	37-58	.638	10	58	68	2.7	46	0	91	37	6	29	229	9.2
10	Gesell, Mike	25-25	742	29.7	72-171	.421	13-33	.394	58-81	.716	11	73	84	3.4	48	0	157	51	5	30	215	8.6
34	Woodbury, Adam	25-25	600	24.0	79-138	.572	0-0	.000	51-69	.739	68	128	196	7.8	61	1	23	30	8	12	209	8.4
25	Uhl, Dom	25-1	448	17.9	60-138	.435	23-48	.479	29-48	.604	31	64	95	3.8	33	0	21	19	11	11	172	6.9
01	Jones, Dale	6-0	78	13.0	12-30	.400	9-20	.450	0-0	.000	2	16	18	3.0	11	0	3	4	2	1	33	5.5
51	Baer, Nicholas	25-0	365	14.6	44-89	.494	22-51	.431	7-11	.636	26	40	66	2.6	36	0	14	11	18	17	117	4.7
24	Ellingson, Brady	25-0	241	9.6	28-60	.467	12-44	.273	7-10	.700	2	16	18	0.7	21	0	12	10	0	5	75	3.0
00	Wagner, Ahmad	24-0	236	9.8	23-34	.676	0-1	.000	18-32	.563	23	37	60	2.5	40	2	6	8	11	9	64	2.7
02	Fleming, Andrew	10-0	79	7.9	7-21	.333	3-12	.250	5-10	.500	2	7	9	0.9	6	0	11	9	1	0	22	2.2
23	Ukah, Okey	7-0	20	2.9	4-7	.571	0-0	.000	0-2	.000	1	1	2	0.3	5	0	0	0	1	2	8	1.1
11	Williams, Christian	13-0	63	4.8	4-15	.267	1-3	.333	2-3	.667	6	4	10	0.8	2	0	4	4	0	2	11	0.8
03	Soukup, Michael	5-0	14	2.8	1-4	.250	1-3	.333	0-1	.000	0	1	1	0.2	0	0	2	0	0	0	3	0.6
13	Soukup, Steven	5-0	13	2.6	0-4	.000	0-2	.000	0-0	.000	0	4	4	0.8	1	0	1	0	0	0	0	0.0
Team											44	40	84				9					
Total.....		25	5025		715-1547	.462	215-546	.394	363-505	.719	288	673	961	38.4	407	3	410	246	138	171	2008	80.3
Opponents.....		25	5025		633-1556	.407	174-587	.296	266-391	.680	315	624	939	37.6	484	10	330	328	69	127	1706	68.2

TEAM STATISTICS	IOWA	OPP	Date	Opponent	Score	Att.
SCORING	2008	1706	11/13/15	GARDNER-WEBB	w 76-59	14209
Points per game	80.3	68.2	11/15/15	COPPIN STATE	w 103-68	12350
Scoring margin	+12.1	-	11/19/15	at Marquette	w 89-61	13297
FIELD GOALS-ATT	715-1547	633-1556	^ 11/26/15	vs DAYTON	L 77-82	4871
Field goal pct	.462	.407	^ 11/27/15	vs NOTRE DAME	L 62-68	4508
3 POINT FG-ATT	215-546	174-587	^ 11/29/15	vs WICHITA STATE	w 84-61	2031
3-point FG pct	.394	.296	12/02/15	FLORIDA STATE	Wot 78-75	11247
3-pt FG made per game	8.6	7.0	12/05/15	UMKC	w 95-75	11763
FREE THROWS-ATT	363-505	266-391	12/07/15	WESTERN ILLINOIS	w 90-56	11395
Free throw pct	.719	.680	12/10/15	at Iowa State	L 82-83	14384
F-Throws made per game	14.5	10.6	# 12/19/15	vs Drake	w 70-64	15424
REBOUNDS	961	939	12/22/15	TENNESSEE TECH	w 85-63	14432
Rebounds per game	38.4	37.6	* 12/29/15	MICHIGAN STATE	w 83-70	15400
Rebounding margin	+0.9	-	* 01/02/16	at Purdue	w 70-63	14846
ASSISTS	410	330	* 01/05/16	NEBRASKA	w 77-66	11736
Assists per game	16.4	13.2	* 01/14/16	at Michigan State	w 76-59	14797
TURNOVERS	246	328	* 01/17/16	MICHIGAN	w 82-71	15400
Turnovers per game	9.8	13.1	* 01/21/16	at RUTGERS	w 90-76	4209
Turnover margin	+3.3	-	* 01/24/16	PURDUE	w 83-71	15400
Assist/turnover ratio	1.7	1.0	* 01/28/16	at Maryland	L 68-74	17950
STEALS	171	127	* 01/31/16	NORTHWESTERN	w 85-71	15400
Steals per game	6.8	5.1	* 02/03/16	PENN STATE	w 73-49	12596
BLOCKS	138	69	* 02/07/16	at Illinois	w 77-65	13849
Blocks per game	5.5	2.8	* 02/11/16	at Indiana	L 78-85	17472
ATTENDANCE	176728	137638	* 02/14/16	MINNESOTA	w 75-71	15400
Home games-Avg/Game	13-13594	8-13850				
Neutral site-Avg/Game	-	4-6708				

^ = Advocare Invitational - Orlando, Florida
= Hy-Vee Big Four Classic - Des Moines, Iowa
* = Conference game

Score by Periods	1st	2nd	OT	Totals
Iowa	981	1012	15	2008
Opponents	773	921	12	1706