



2022 PENN STATE BASEBALL

PENN STATE VS. BUCKNELL, WEST VIRGINIA | APRIL 26-27, 2022 | UNIVERSITY PARK, PA./MORGANTOWN, W. VA.

2022 SCHEDULE

Date Opponent Time/Result

FEBRUARY

18	vs. Monmouth (Cary, N.C.)	L, 1-10
19	vs. LIU (DH) (Cary, N.C.)	W, 14-3/L, 8-11
20	vs. Northeastern (Cary, N.C.)	L, 1-8
25	vs. Maine (Cary, N.C.)	W, 4-3
26	vs. Maine (DH) (Cary, N.C.)	L, 3-5/W, 9-3

MARCH

4	at #5 Virginia (ACCNX)	L, 1-10
5	at #5 Virginia (ACCNX)	L, 4-10
6	at #5 Virginia (ACCNX)	L, 1-13
8	at VMI (ESPN+)	L, 4-11
11	vs. UMass (Cary, N.C.)	W, 10-6
12	vs. UMass (Cary, N.C.)	L, 4-11
13	vs. UMass (Cary, N.C.)	W, 1-0
15-16	NIAGARA (B1G+)	Canceled
18	MILWAUKEE (B1G+)	W, 6-4
19	MILWAUKEE (B1G+)	W, 4-3
20	MILWAUKEE (B1G+)	L, 0-12
22	YOUNGSTOWN STATE (B1G+)	L, 1-2
25	RUTGERS* (B1G+)	L, 4-6
25	RUTGERS* (B1G+)	W, 8-6
26	RUTGERS* (B1G+)	L, 6-20
29	PITT (B1G+)	PPD
30	ST. BONAVENTURE (B1G+)	W, 3-2 (10)

APRIL

1	at #23 Maryland* (B1G+)	L, 4-8
2	at #23 Maryland* (B1G+)	W, 6-4 (10)
3	at #23 Maryland* (B1G+)	L, 2-7
6	BUCKNELL (B1G+)	W, 7-6
9	at Northwestern* (B1G+)	L, 4-5
9	at Northwestern* (B1G+)	W, 4-1
10	at Northwestern* (B1G+)	L, 2-5 (10)
12	WEST VIRGINIA (B1G+)	L, 4-8
14	PURDUE* (B1G+)	W, 12-7
15	PURDUE* (B1G+)	L, 5-11
16	PURDUE* (B1G+)	W, 7-5
20	MOUNT ST. MARY'S (B1G+)	W, 11-6
22	at Minnesota* (B1G+)	L, 3-7
23	at Minnesota* (B1G+)	W, 5-1
24	at Minnesota* (B1G+)	W, 6-5
26	BUCKNELL (B1G+)	6 P.M.
27	at West Virginia (ESPN+)	6:30 p.m.
29	OMAHA (B1G+)	6 P.M.
30	OMAHA (B1G+)	6 P.M.

MAY

1	OMAHA (B1G+)	1 P.M.
6	MICHIGAN STATE* (B1G+)	6 P.M.
7	MICHIGAN STATE* (B1G+)	1 P.M.
8	MICHIGAN STATE* (B1G+)	1 P.M.
10	at Georgetown (Bowie Baysox Stadium)	6 p.m.
13	at Ohio State* (B1G+)	6:05 p.m.
14	at Ohio State* (B1G+)	3:05 p.m.
15	at Ohio State* (BTN)	1:05 p.m.
17	at Pitt (PNC Park)	6 p.m.
19	ILLINOIS* (B1G+)	6 P.M.
20	ILLINOIS* (B1G+)	6 P.M.
21	ILLINOIS* (B1G+, Senior Day)	1 P.M.
25-29	Big Ten Tournament (Omaha, Neb.)	TBA

STRATEGIC COMMUNICATIONS

Primary Contact.....Paul Marboe
 Office Phone.....814-865-1757
 Cell Phone814-777-7604
 Emailprms5118@psu.edu

PENN STATE NITTANY LIONS
(17-20, 7-8 BIG TEN)



vs.

BUCKNELL/WEST VIRGINIA
(17-21, 13-9 PATRIOT)/(24-14, 7-5 BIG 12)



GOPSUSPORTS.COM | @PENNSTATEBASE | MEDLAR FIELD AT LUBRANO PARK/
MONONGALIA COUNTY BALLPARK
BIG+/ESPN+ | RADIO: ESPN Radio 103.7/1450 (Brian Tripp)

LEADING OFF

- Penn State battles two non-conference opponents in mid-week contests.
- The Nittany Lions meet Bucknell for the second time this season after a 7-6 win on April 6.
- Penn State travels to West Virginia for a second game in that series. PSU fell 8-4 in the first game on April 12.
- The Nittany Lions are coming off a series win at Minnesota. Penn State has won back-to-back Big Ten series.
- Penn State dropped the first game of the series, but bounced back to win 5-1 on Saturday and 6-5 on Sunday.
- Billy Gerlott homered in both wins, including a pinch-hit, go-ahead, three-run homer in Sunday's game.
- Travis Luensmann helped the Nittany Lions to a win on Saturday with six shutout innings.
- In five appearances against Big Ten teams, Luensmann is 2-0 with a 1.21 ERA.
- Luensmann has not allowed an earned run in his last 16.2 innings.

PROJECTED STARTERS



Tommy Molsky
RHP | Fr. | 6-1 | 160
Dillsburg, Pa.
11 Appearances/8 Starts
0-5, 6.00 ERA, 33K/16BB

TBA

LINEUP (MOST STARTS BY POSITION)

No.	Name	Pos.	B/T	Ht./Wt.	Yr.	AVG	HR	RBI
14	Matt Wood	C	L/R	5-10/190	Jr.	.412	6	33
3	Cole Bartels	1B	R/R	6-3/195	Gr.	.287	2	15
2	Kyle Hannon	2B	L/R	5-10/194	So.	.279	0	8
1	Jay Harry	SS	L/R	6-0/195	So.	.311	4	17
7	C.J. Pittaro	3B	L/R	6-1/195	So.	.250	0	10
13	Tayven Kelley	LF	R/R	6-3/200	Jr.	.190	0	14
22	Johnny Piacentino	CF	R/R	5-11/185	Jr.	.250	2	12
35	Billy Gerlott	RF	R/R	6-1/195	So.	.218	3	17
41	Josh Spiegel	DH	R/R	6-3/206	R-Jr.	.295	5	24

PAGE 2 | PENN STATE VS. BUCKNELL, AT WEST VIRGINIA

No.	Name	Pos.	B/T	Yr.	Ht.	Wt.	Hometown/High School/Last School
1	Jay Harry	IF	L/R	So.	6-0	195	Metuchen, N.J./Metuchen
2	Kyle Hannon	IF/OF	L/R	So.	5-10	194	Harrisburg, Pa. / Red Land
3	Cole Bartels	OF/IF	R/R	Gr.	6-3	195	Belmont, Mass. / Belmont
4	Tyson Cooper	C/IF	S/R	R-So.	5-9	200	State College, Pa. / State College Area
5	Carson Ertter	OF	L/L	Jr.	5-10	175	Ebensburg, Pa. / Bishop Carroll Catholic
6	Joe Nastasi	RHP	R/R	So.	6-0	217	State College, Pa. / State College
7	C.J. Pittaro	IF	L/R	So.	6-1	195	Hamilton, N.J. / Steinert / Vanderbilt
8	Patrick DeMarco	RHP	R/R	Fr.	6-1	200	Los Angeles, Calif. / Marantha
9	Connor Throneberry	IF/RHP	R/R	Fr.	6-6	230	St. Louis, Mo. / Marquette Senior
11	Chad Rogers	RHP	R/R	So.	6-5	220	Mentor, Ohio/Mentor
12	Kellan Tulio	LHP	L/L	Jr.	6-2	215	Emmaus, Pa. / Emmaus / Louisville
13	Tayven Kelley	OF	R/R	Jr.	6-3	200	Boiling Springs, Pa. / Boiling Springs
14	Matt Wood	C	L/R	Jr.	5-10	190	Gibsonia, Pa. / Pine Richland
15	Brenden Franks	IF/RHP	R/R	Jr.	6-3	205	State College, Pa. / State College
17	Seneca Gregory	RHP	R/R	Fr.	6-4	225	Stafford, Va. / Mountain View
18	Mason Mellott	RHP	R/R	Gr.	6-0	205	State College, Pa. / State College Area
19	Derek Cease	RHP/IF	R/R	Fr.	5-8	150	Plymouth, Pa. / Greater Nanticoke Area
20	Blaise Sciafani	RHP	R/R	Sr.	6-6	200	Souderton, Pa. / Souderton / UMass Lowell
21	Steven Miller	RHP	R/R	Sr.	6-1	190	Pittsburgh, Pa. / North Hills
22	Johnny Piacentino	OF	R/R	Jr.	5-11	185	Cherry Hill, N.J. / Bishop Eustace Prep
23	Jake Cooper	IF	R/R	Fr.	5-9	195	State College, Pa. / State College Area
24	Jaden Henline	RHP	L/R	So.	6-2	195	New Cumberland, Pa. / Red Land
25	Chase Renner	RHP	R/R	Fr.	6-4	190	Alburtis, Pa. / Brandywine Heights
27	Tommy Molsky	RHP	R/R	Fr.	6-1	160	Dillsburg, Pa. / Northern York County
28	Hutch Gagnon	LHP	L/L	Sr.	6-3	220	Downingtown, Pa. / Downingtown East
29	Carson Kohls	RHP	R/R	So.	6-0	195	Sacramento, Calif. / El Camino
30	Anthony Steele	1B/LHP/OF/L	L/L	Fr.	6-4	225	Shelton, Conn. / Shelton
31	Ryan Partridge	LHP	R/L	Jr.	6-3	215	Wexford, Pa. / North Allegheny
33	Travis Luensmann	RHP	R/R	So.	6-6	234	Altoona, Pa. / Bellewood-Antis / South Carolina
34	Richie Paltridge	LHP/1B/OF/L	L/L	So.	6-3	194	Montgomery, N.Y. / John S. Burke Catholic
35	Billy Gerlott	OF/IF	R/R	So.	6-1	195	Auburn, Pa. / Blue Mountain
36	Tyler Shingledecker	LHP	R/L	Sr.	6-3	185	Huntersville, N.C. / Hough
37	Jordan Morales	LHP	R/L	Jr.	5-9	175	Souderton, Pa. / Souderton / LaSalle
40	Ben Kailher	IF	R/R	Jr.	5-8	160	Rumford, R.I. / Providence Country Day
41	Josh Spiegel	C/1B	R/R	R-Jr.	6-3	206	Jennette, Pa. / Penn Trafford / Oklahoma State
44	Devin Fletcher	RHP	R/R	Fr.	6-8	215	Bethlehem, Pa. / Liberty
46	Noah Burke	OF	L/R	Fr.	6-0	192	Pittsburgh, Pa. / Canon McMillan
49	Ben DeMell	RHP/IF	L/R	Fr.	6-5	205	Concord, Ohio / Gilmour Academy

ALPHABETICAL ROSTER

3	Cole Bartels
46	Noah Burke
19	Derek Cease
23	Jake Cooper
4	Tyson Cooper
8	Patrick DeMarco
49	Ben DeMell
5	Carson Ertter
44	Devin Fletcher
15	Brenden Franks
28	Hutch Gagnon
35	Billy Gerlott
17	Seneca Gregory
2	Kyle Hannon
1	Jay Harry
24	Jaden Henline
40	Ben Kailher
29	Carson Kohls
33	Travis Luensmann
18	Mason Mellott
21	Steven Miller
27	Tommy Molsky
37	Jordan Morales
6	Joe Nastasi
34	Richie Paltridge
31	Ryan Partridge
22	Johnny Piacentino
7	C.J. Pittaro
25	Chase Renner
11	Chad Rogers
20	Blaise Sciafani
36	Tyler Shingledecker
41	Josh Spiegel
30	Anthony Steele
9	Connor Throneberry
12	Kellan Tulio
14	Matt Wood

PRONUNCIATION GUIDE

19	Derek Cease	See-ce
40	Ben Kailher	Kal-er
33	Travis Luensmann	Lunns-min
18	Mason Mellott	MEL-lot
22	Johnny Piacentino	Pea-ess-en-tee-no
7	C.J. Pittaro	Pi-TAR-o
41	Josh Spiegel	Spee-gol
12	Kellan Tulio	TOO-lee-oh

ROSTER BREAKDOWN BY STATE

California - 2	New York - 1
Connecticut - 1	North Carolina - 1
Georgia - 1	Ohio - 2
Massachusetts - 1	Pennsylvania - 25
Missouri - 1	Rhode Island - 1
New Jersey - 3	Virginia - 1

ROSTER BREAKDOWN BY ELIGIBILITY

Freshmen - 12
Sophomores - 11
Juniors - 10
Seniors/Graduates - 6

ROSTER BREAKDOWN BY POSITION

Catchers - 3	Left-Handed Pitchers - 8
Infielders - 14	Right-Handed Pitchers - 17
Outfielders - 9	

PENN STATE QUICK FACTS

GENERAL INFORMATION

Location University Park, Pa.
 Founded 1855
 Enrollment 47,559
 Colors Blue and White
 Conference Big Ten
 Nickname Nittany Lions
 President Eric J. Barron
 Director of Athletics Sandy Barbour

TEAM INFORMATION

2021 Record 18-24
 2021 Big Ten Record/Finish 18-24/9th
 Postseason None
 All-Time Record (Years) 2,096-1,542-21 (133)
 All-Time Big Ten Record (Years) 329-423 (30)
 NCAA Tournament Appearances 19
 NCAA Tournament Record 25-24
 NCAA Super Regional Appearances 1
 College World Series Appearances 5
 (1952, 1957, 1959, 1963, 1973)
 Best CWS Finish Second (1957)
 Last NCAA Tournament Appearance 2000

BASEBALL STAFF

Head Coach Rob Cooper
 PSU Record (Years) 164-236 (8)
 Career Record (Years) 450-466 (16)
 Assistant Coaches Josh Newman
(Pitching)
 Sean Moore (Hitting)
 Volunteer Asst. Coach Dallas Burke
(Hitting/Catchers)
 Dir. of Operations/Player Development...
 Jake Stone
 Athletic Trainer Rebecca Barta

STADIUM INFORMATION

Home Stadium ... Medlar Field at Lubrano Park
 First Season 2007
 Capacity 5,406
 Press Box Phone (814) 441-9145

MEDIA RELATIONS INFORMATION

Baseball Contact Paul Marboe
 Cell Phone (814) 777-7604
 Email prm5118@psu.edu
 Website GoPSUsports.com
 Twitter @PennStateBASE
 Instagram @PennStateBASE
 Facebook Page facebook.com/
 pennstatebaseball

Wood Leading Big Ten In Batting Average

- Through 36 games played, junior Matt Wood is batting .412 with 11 doubles, three triples, six homers, 33 RBI and 31 runs.
- He leads the Big Ten in batting average (.412), good for 15th in the country.
- Wood also sits second in the Big Ten in hits per game (1.50), third in triples (3), third in OPS (1.153), third in slugging percentage (.679) and eighth in on-base percentage (.474).
- Wood leads the Nittany Lions in batting average, hits (54), runs (31), triples, homers, RBI, walks (17), slugging percentage, on-base percentage and steals (4).
- Among Division I catchers, Wood is third in batting average, fourth in triples, eighth in slugging percentage and OPS and 13th in on-base percentage.
- The lefty batter has been impressive facing righty (.420) and lefty (.395) pitchers.
- Wood is batting .519 with runners in scoring position.
- In Big Ten play, Wood is hitting .473 with 26 hits in 15 games. He has five doubles, two triples, two homers and 16 RBI.
- Wood paces PSU with 19 multi-hit games and eight multi-RBI games this season and is riding a current 19-game hit streak.
- During the 19-game hit streak, Wood has 12 multi-hit performances. He is batting .466 (34-of-73) with seven doubles, two triples and two homers.

Pennsylvania Influence In Pitching Staff

- In 32 of 34 games this season, Penn State's starting pitcher has been a Pennsylvania native.
- Sophomore Travis Luensmann (Altoona) has made eight starts, and 10 appearances, with 55 strikeouts in 46.2 innings. Luensmann struck out eight in six innings against Maine (2/25). He ranks ninth in the Big Ten in strikeouts per nine innings (10.61).
- In Big Ten games, Luensmann has a 1.21 ERA in five appearances (three starts), sitting second in the conference.
- Freshman Tommy Molsky has made eight starts, and 11 appearances, tallying 33 strikeouts. Molsky tied a career high with six strikeouts against UMass (3/12).
- Graduate student Mason Mellott has made four starts and 14 appearances.
- Mellott, graduating in August 2021 with a bachelor's degree in Kinesiology, is tied third all-time at Penn State with 15 saves and ranks third with 81 appearances. Mellott is on the NCWBA Stopper of the Year Watch List.
- He threw four shutout innings to earn the win at Minnesota (4/24).
- Junior Kellan Tulio has made eight starts and 10 appearances. with 33 strikeouts and a 3.90 ERA. He threw five innings, allowing no earned runs, and struck out a career-high seven at Northwestern (4/9).
- Jaden Henline made the start in game one the last four weekends. At Maryland, he went five innings and at Northwestern (4/9), struck out six.
- Henline has struck out 40 batters in 36.1 innings and sits third in the Big Ten with three saves. In 12 appearances (four starts), Henline has thrown two or more innings in nine outings.
- Senior Pittsburgh native Steven Miller made his first career start at Northwestern (4/9), throwing three shutout innings and striking out three.
- In the bullpen, senior Tyler Shingledecker has made 14 appearances with a team-high four wins. The lefty has held opponents without an earned run in nine of his 14 outings. He has 36 strikeouts and only seven walks.
- Over his last four appearances, Shingledecker has allowed just earned two runs and struck out 18 batters in 11.2 innings.
- Junior Souderton native Jordan Morales leads PSU with 17 appearances.
- Carson Kohls has been another effective member out of the bullpen in 11 appearances (one start), including two scoreless outings where he went three or more innings.
- Penn State is challenged with replacing a 2021 rotation that featured three MLB draft selections in Conor Larkin (9th round, Toronto Blue Jays), Kyle Virbitsky (17th round, Oakland A's) and Bailey Dees (18th round, New York Yankees).
- The Nittany Lions were one of only four Division I schools to have all three members of their starting rotation selected. Penn State has eight pitchers who have been drafted since 2016.

Luensmann Against The Big Ten

- Travis Luensmann has been strong in five appearances (three starts) against Big Ten opponents this year.
- In 22.1 innings, Luensmann has allowed five runs (three earned) and 15 hits (no extra-base hits), while striking out 23 batters.
- The sophomore is 2-0 with a save and a 1.21 ERA in those five appearances. His 1.21 ERA ranks second in the Big Ten in conference games.
- He has not allowed an earned run in 16.2 innings, including each of his last three outings (4IP at Northwestern, 6IP vs. Purdue, 6IP at Minnesota).
- Over his last three outings, he's given up two runs (both unearned) and 10 hits in 16 innings.
- He struck out six batters in each outing vs. Northwestern (4/9) and Purdue (4/16).

Nittany Lions Finding Power In Big Ten Play

- In 15 Big Ten games, Penn State has collected 44 extra-base hits, including 21 doubles, nine triples and 14 homers.
- Matt Wood leads the Nittany Lions with nine extra-base hits, including five doubles, two triples and two homers, to go with 16 RBI.
- Jay Harry and Josh Spiegel lead the Nittany Lions with eight extra-base hits. Harry has three doubles, two triples and three homers, while Spiegel has four doubles, a triple and three homers. Spiegel has 13 RBI in conference play, while Harry has scored 12 runs.
- Billy Gerlott has two doubles, a triple and three homers during that span.
- On the season, Wood leads PSU with three triples and six homers to go with 11 doubles, while Spiegel paces PSU with 12 doubles.
- Spiegel also has five homers, while Harry has four.

THE OPPOSITION

Scouting Bucknell, West Virginia

- Bucknell is led by Scott Heather, in his 10th season. Heather has guided the Bison to 188 wins.
- The Bison are 17-21 overall after winning one of three games against Lehigh this past weekend.
- Grant Voytovich is hitting .322 and leads Bucknell with 33 RBI. Bucknell has a team ERA of 5.98.
- West Virginia is led by head coach Randy Mazey in his 10th season. Under Mazey, the Mountaineers are 287-222.
- The Mountaineers are 24-14 overall and won one of three games in their series vs. No. 8 Texas Tech.
- West Virginia continues to be one of the country's most dangerous teams on the bases, ranking second in the country in stolen bases (130) and steals per game (3.42). Victor Scott III sits second in the nation with 30 saves, while Austin Davis is ninth with 25.
- Davis (.348) leads four WVU players batting above .300.

Against The Bison, Mountaineers

- The Nittany Lions hold a 131-30-1 lead in the all-time series against Bucknell.
- Penn State has won nine straight games in the series and 30 of the last 31 matchups.
- The Nittany Lions lead the all-time series, 71-43, against West Virginia.
- In matchups earlier this season, Penn State earned a 7-6 win over Bucknell, but fell 8-4 against West Virginia.
- Bucknell and West Virginia are two of five opponents Penn State has played more than 100 times: Michigan (49-51), Ohio State (39-71) and Pitt (88-46-1).

BY THE NUMBERS

	Penn State	Buck/WVU
Batting Average	.265	.278/.262
Slugging Percentage	.384	.384/.399
On-Base Percentage	.341	.373/.371
Runs Scored	179	231/251
Hits	332	357/325
Doubles	56	70/70
Triples	12	12/7
Home Runs	23	14/29
Stolen Bases-Attempts	23-37	30-36/130-161
ERA	5.41	5.98/4.45
Strikeouts	359	221/340
Opponent Batting Average	.272	.278/.246
Fielding Percentage	.958	.977/.973
Errors	59	30/38

INSIDE THE SERIES

Overall:	Penn State Leads, 131-30-1
Last Meeting:	W, 7-6; April 6, 2022
Current Streak:	W, 9
At Home:	81-14-1
At Bucknell:	48-16
Neutral Site:	2-0
Overall:	Penn State Leads, 71-43
Last Meeting:	L, 4-8; April 12, 2022
Current Streak:	L, 3
At Home:	38-18
At West Virginia:	21-18
Neutral Site:	1-4
N/A:	11-3

STARTING LINEUPS

OPPONENT	C	1B	2B	3B	SS	LF	CF	RF	DH	SP
vs. Monmouth (2/18)	Wood	Spiegel	Hannon	Pittaro	Harry	Bartels	Piacentino	Kelley	Gerlott	Luensmann
vs. LIU (2/19, 1)	Wood	Spiegel	Hannon	Pittaro	Harry	Bartels	Gerlott	Kelley	Piacentino	Tulio
vs. LIU (2/19, 2)	Spiegel	Bartels	Hannon	Pittaro	Harry	Gerlott	Piacentino	Kelley	Wood	Mellott
vs. Northeastern (2/20)	Wood	Spiegel	Hannon	Pittaro	Harry	Bartels	Gerlott	Kelley	Steele	Molsky
vs. Maine (2/25)	Wood	Spiegel	Hannon	Pittaro	Harry	Bartels	Gerlott	Kelley	Steele	Luensmann
vs. Maine (2/26, 1)	Wood	Spiegel	Hannon	J. Cooper	Harry	Bartels	Gerlott	Kelley	Steele	Tulio
vs. Maine (2/26, 2)	Spiegel	Steele	Hannon	J. Cooper	Harry	Bartels	Gerlott	Kelley	Wood	Molsky
at Virginia (3/4)	Wood	Spiegel	Hannon	J. Cooper	Harry	Bartels	Gerlott	Kelley	Steele	Luensmann
at Virginia (3/5)	Wood	Spiegel	Hannon	J. Cooper	Harry	Bartels	Gerlott	Kelley	Steele	Tulio
at Virginia (3/6)	Wood	Spiegel	Cease	Hannon	Harry	Bartels	Gerlott	Kelley	Steele	Molsky
at VMI (3/8)	Spiegel	Steele	Cease	Hannon	Harry	Bartels	Gerlott	Kelley	Wood	Mellott
vs. UMass (3/11)	Wood	Spiegel	Hannon	Pittaro	Harry	Bartels	Piacentino	Gerlott	Steele	Luensmann
vs. UMass (3/12)	Wood	Steele	Hannon	Pittaro	Harry	Bartels	Gerlott	Kelley	Spiegel	Molsky
vs. UMass (3/13)	Wood	Spiegel	Kailher	Hannon	Harry	Bartels	Gerlott	Kelley	T. Cooper	Mellott
Milwaukee (3/18)	Wood	Bartels	Kailher	Hannon	Harry	Kelley	Piacentino	Gerlott	Spiegel	Luensmann
Milwaukee (3/19)	Wood	Bartels	Kailher	Hannon	Harry	Kelley	Piacentino	Gerlott	Spiegel	Molsky
Milwaukee (3/20)	Wood	Spiegel	Kailher	Hannon	Harry	Bartels	Gerlott	Kelley	Steele	Mellott
Youngstown State (3/22)	Spiegel	Bartels	T. Cooper	Kailher	Harry	Kelley	Piacentino	Gerlott	Steele	Tulio
Rutgers (3/25, 1)	Wood	Bartels	Cease	Kailher	Harry	Kelley	Piacentino	Gerlott	Spiegel	Luensmann
Rutgers (3/25, 2)	Spiegel	Bartels	Kailher	Pittaro	Harry	Kelley	Piacentino	Gerlott	Wood	Molsky
Rutgers (3/26)	Wood	Bartels	Kailher	Pittaro	Harry	Kelley	Piacentino	Gerlott	Spiegel	Renner
St. Bonaventure (3/30)	T. Cooper	Bartels	Kailher	Pittaro	Harry	Kelley	Piacentino	Gerlott	Wood	Tulio
at Maryland (4/1)	Wood	Spiegel	Cease	Kailher	Harry	Bartels	Piacentino	Gerlott	Pittaro	Henline
at Maryland (4/2)	Wood	Spiegel	T. Cooper	Kailher	Harry	Bartels	Piacentino	Gerlott	Steele	Tulio
at Maryland (4/3)	Wood	Bartels	Kailher	Pittaro	Harry	Kelley	Piacentino	Gerlott	Steele	Molsky
Bucknell (4/6)	T. Cooper	Spiegel	Cease	Pittaro	Harry	Bartels	Kelley	Gerlott	Wood	Steele
at Northwestern (4/9, 1)	Wood	Bartels	Cease	Pittaro	Harry	Kelley	Piacentino	Gerlott	Spiegel	Henline
at Northwestern (4/9, 2)	Wood	Spiegel	T. Cooper	Pittaro	Harry	Bartels	Piacentino	Gerlott	Steele	Tulio
at Northwestern (4/10)	Wood	Spiegel	T. Cooper	Pittaro	Harry	Bartels	Piacentino	Gerlott	Steele	Miller
West Virginia (4/12)	Spiegel	Steele	Cease	Pittaro	Harry	Bartels	Kelley	Gerlott	Wood	Molsky
Purdue (4/14)	Wood	Spiegel	Cease	Pittaro	Harry	Bartels	Piacentino	Kelley	Steele	Henline
Purdue (4/15)	Wood	Bartels	Cease	Pittaro	Harry	Kelley	Piacentino	Gerlott	Spiegel	Tulio
Purdue (4/16)	Wood	Bartels	T. Cooper	Pittaro	Harry	Kelley	Piacentino	Gerlott	Spiegel	Luensmann
Mount St. Mary's (4/20)	T. Cooper	Spiegel	Kailher	Pittaro	Harry	Bartels	Piacentino	Kelley	Wood	Kohls
at Minnesota (4/22)	Wood	Spiegel	Kailher	Pittaro	Harry	Bartels	Piacentino	Gerlott	Steele	Henline
at Minnesota (4/23)	Wood	Spiegel	Cease	Kailher	Harry	Bartels	Piacentino	Gerlott	Steele	Luensmann
at Minnesota (4/24)	Wood	Spiegel	Cease	Kailher	Harry	Bartels	Piacentino	Kelley	Steele	Miller

BATTING ORDER

OPPONENT	1	2	3	4	5	6	7	8	9
vs. Monmouth (2/18)	Bartels	Wood	Piacentino	Spiegel	Harry	Kelley	Hannon	Gerlott	Pittaro
vs. LIU (2/19, 1)	Bartels	Wood	Piacentino	Spiegel	Harry	Kelley	Hanon	Gerlott	Pittaro
vs. LIU (2/19, 2)	Bartels	Wood	Piacentino	Spiegel	Harry	Kelley	Hannon	Gerlott	Pittaro
vs. Northeastern (2/20)	Bartels	Wood	Spiegel	Harry	Kelley	Hannon	Gerlott	Steele	Pittaro
vs. Maine (2/25)	Harry	Bartels	Wood	Spiegel	Hannon	Kelley	Steele	Gerlott	Pittaro
vs. Maine (2/26, 1)	Harry	Wood	Bartels	Spiegel	Steele	Gerlott	Kelley	Hannon	J. Cooper
vs. Maine (2/26, 2)	Harry	Bartels	Wood	Spiegel	Hannon	Kelley	Steele	Gerlott	J. Cooper
at Virginia (3/4)	Harry	Bartels	Wood	Spiegel	Hannon	Gerlott	Kelley	Steele	J. Cooper
at Virginia (3/5)	Harry	Bartels	Wood	Spiegel	Hannon	Gerlott	Kelley	Steele	J. Cooper
at Virginia (3/6)	Harry	Bartels	Wood	Gerlott	Hannon	Kelley	Steele	Spiegel	Cease
at VMI (3/8)	Harry	Bartels	Wood	Gerlott	Hannon	Kelley	Steele	Spiegel	Cease
vs. UMass (3/11)	Hannon	Bartels	Wood	Gerlott	Harry	Piacentino	Steele	Spiegel	Pittaro
vs. UMass (3/12)	Hannon	Bartels	Wood	Gerlott	Harry	Spiegel	Steele	Kelley	Pittaro
vs. UMass (3/13)	Bartels	Wood	Gerlott	Spiegel	Hannon	Harry	Kelley	T. Cooper	Kailher
Milwaukee (3/18)	Harry	Wood	Piacentino	Spiegel	Hannon	Bartels	Gerlott	Kelley	Kailher
Milwaukee (3/19)	Harry	Wood	Piacentino	Bartels	Gerlott	Hannon	Spiegel	Kelley	Kailher
Milwaukee (3/20)	Bartels	Harry	Wood	Steele	Gerlott	Hannon	Spiegel	Kelley	Kailher
Youngstown State (3/22)	Bartels	Piacentino	Spiegel	Steele	Gerlott	Harry	Kelley	T. Cooper	Kailher
Rutgers (3/25, 1)	Gerlott	Piacentino	Wood	Spiegel	Bartels	Harry	Kelley	Kailher	Cease
Rutgers (3/25, 2)	Gerlott	Piacentino	Wood	Spiegel	Bartels	Harry	Kelley	Kailher	Pittaro
Rutgers (3/26)	Gerlott	Piacentino	Wood	Spiegel	Bartels	Harry	Kelley	Kailher	Pittaro
St. Bonaventure (3/30)	Gerlott	Piacentino	Wood	Bartels	Harry	Kelley	Kailher	Pittaro	T. Cooper
at Maryland (4/1)	Gerlott	Piacentino	Wood	Harry	Spiegel	Bartels	Pittaro	Kailher	Cease
at Maryland (4/2)	Bartels	Piacentino	Wood	Spiegel	Harry	Gerlott	Kailher	Steele	T. Cooper
at Maryland (4/3)	Kailher	Piacentino	Wood	Harry	Bartels	Steele	Gerlott	Kelley	Pittaro
Bucknell (4/6)	Bartels	Wood	Harry	Spiegel	Gerlott	Pittaro	Kelley	T. Cooper	Cease
at Northwestern (4/9, 1)	Bartels	Wood	Spiegel	Piacentino	Harry	Gerlott	Pittaro	Kelley	Cease
at Northwestern (4/9, 2)	Bartels	Wood	Piacentino	Spiegel	Harry	Pittaro	Gerlott	Steele	T. Cooper
at Northwestern (4/10)	Harry	Piacentino	Wood	Bartels	Steele	Spiegel	Pittaro	Gerlott	T. Cooper
West Virginia (4/12)	Harry	Wood	Bartels	Spiegel	Pittaro	Steele	Gerlott	Kelley	Cease
Purdue (4/14)	Bartels	Harry	Wood	Piacentino	Pittaro	Steele	Spiegel	Kelley	Cease
Purdue (4/15)	Bartels	Wood	Spiegel	Piacentino	Harry	Pittaro	Kelley	Gerlott	Cease
Purdue (4/16)	Bartels	Wood	Spiegel	Piacentino	Harry	Pittaro	Kelley	Gerlott	T. Cooper
Mount St. Mary's (4/20)	Bartels	Harry	Wood	Spiegel	Piacentino	Pittaro	Kelley	Kailher	T. Cooper
at Minnesota (4/22)	Bartels	Harry	Wood	Spiegel	Steele	Piacentino	Gerlott	Kailher	Pittaro
at Minnesota (4/23)	Bartels	Harry	Wood	Spiegel	Steele	Piacentino	Kailher	Gerlott	Cease
at Minnesota (4/24)	Bartels	Harry	Wood	Spiegel	Steele	Piacentino	Kailher	Kelley	Cease

NATIONAL POLLS

AWARDS/HONORS

D1Baseball (4/25)

Rank	Team	Record	Prev.
1.	Tennessee	37-3	1
2.	Oregon State	31-8	2
3.	Miami	31-9	5
4.	Southern Miss	32-8	6
5.	Arkansas	31-9	4
6.	Stanford	24-12	7
7.	Virginia Tech	28-9	8
8.	Oklahoma State	27-13	3
9.	Texas Tech	29-14	9
10.	Texas	30-13	10
11.	Virginia	31-10	11
12.	Gonzaga	26-11	12
13.	UCLA	27-12	13
14.	Georgia	28-12	14
15.	UConn	32-8	15
16.	Louisville	27-12	16
17.	Texas State	32-9	17
18.	Notre Dame	26-8	18
19.	Auburn	29-12	19
20.	TCU	27-13	21
21.	Texas A&M	25-14	NR
22.	LSU	27-12	22
23.	Maryland	32-8	24
24.	Georgia Southern	27-12	25
25.	Wofford	30-10	NR

Kyle Hannon

Big Ten Player of the Week (3/9)

Travis Luensmann

Big Ten Player To Watch

Mason Mellott

NCBWA Stopper Of The Year Watch List

Johnny Piacentino

Big Ten Player To Watch

Matt Wood

Buster Posey Award Watch List
Big Ten Player of the Week (3/2)
Big Ten Player To Watch

Baseball America (4/25)

Rank	Team	Record	Prev.
1.	Tennessee	37-3	1
2.	Oregon State	31-8	3
3.	Miami	31-9	5
4.	Stanford	24-12	6
5.	Virginia	31-10	8
6.	Southern Miss	32-8	7
7.	TCU	27-13	15
8.	Oklahoma State	27-13	2
9.	Virginia Tech	28-9	11
10.	Arkansas	31-9	4
11.	Gonzaga	26-11	12
12.	Louisville	27-12	13
13.	Notre Dame	26-8	14
14.	UCLA	27-12	16
15.	Texas Tech	29-14	17
16.	Georgia	28-12	18
17.	Georgia Southern	27-12	19
18.	Texas	30-13	20
19.	Texas State	32-9	21
20.	Maryland	32-8	22
21.	Auburn	29-12	23
22.	Wofford	30-10	24
23.	Texas A&M	25-14	NR
24.	Florida State	24-15	9
25.	Oregon	26-13	10

NCBWA (4/18)

Rank	Team	Record	Prev.
1.	Tennessee	37-3	1
2.	Oregon State	31-8	2
3.	Miami	31-9	5
4.	Southern Miss	32-8	6
5.	Stanford	24-12	8
6.	Arkansas	31-9	3
7.	Texas	30-13	7
8.	Oklahoma State	27-13	4
9.	Virginia Tech	28-9	16
10.	Virginia	31-10	11
11.	Texas Tech	29-14	9
12.	UCLA	27-12	15
13.	UConn	32-8	13
14.	Gonzaga	26-11	10
15.	Georgia	28-12	12
16.	Notre Dame	26-8	14
17.	Louisville	27-12	17
18.	TCU	27-13	21
19.	Auburn	29-12	25
20.	Texas State	32-9	18
21.	Maryland	32-8	19
22.	Vanderbilt	28-11	20
23.	LSU	27-12	23
24.	Georgia Southern	27-12	29
25.	Oregon	26-13	22
26.	Texas A&M	25-14	NR
27.	Arizona	28-13	27
28.	Wofford	30-10	NR
29.	UCSB	27-9	NR
30.	Florida State	24-15	26

MULTI-HIT/RBI GAMES/STREAKS

Multiple Hit Games	2	3	4	5+	Total
14 Wood, Matt	14	5	-	-	19
41 Spiegel, Josh	13	-	1	-	14
1 Harry, Jay	12	2	-	-	14
3 Bartels, Cole	8	2	-	-	10
35 Gerlott, Billy	5	1	-	-	6
22 Piacentino, Johnny	3	2	-	-	5
2 Hannon, Kyle	3	1	-	-	4
13 Kelley, Tayven	4	-	-	-	4
30 Steele, Anthony	2	1	-	-	3
7 Pittaro, C.J.	3	-	-	-	3
40 Kailher, Ben	2	-	-	-	2
4 Cooper, Tyson	1	-	-	-	1
19 Cease, Derek	1	-	-	-	1
TEAM	71	14	1	0	86

Multiple RBI Games	2	3	4	5+	Total
14 Wood, Matt	5	2	1	-	8
41 Spiegel, Josh	2	2	1	-	5
13 Kelley, Tayven	3	1	-	-	4
22 Piacentino, Johnny	3	-	-	-	3
35 Gerlott, Billy	2	1	-	-	3
3 Bartels, Cole	2	-	1	-	3
7 Pittaro, C.J.	1	2	-	-	3
1 Harry, Jay	2	1	-	-	3
2 Hannon, Kyle	2	-	-	-	2
30 Steele, Anthony	-	1	-	-	1
TEAM	22	10	3	0	35

Hitting Streaks	Longest	Current
14 Wood, Matt	19	19
3 Bartels, Cole	16	1
1 Harry, Jay	14	2
35 Gerlott, Billy	7	2
41 Spiegel, Josh	7	2
7 Pittaro, C.J.	7	-
2 Hannon, Kyle	6	-
30 Steele, Anthony	6	-
13 Kelley, Tayven	4	-
19 Cease, Derek	4	-
22 Piacentino, Johnny	4	-
40 Kailher, Ben	3	-
4 Cooper, Tyson	2	-
9 Throneberry, Conno	1	1

Reached Base Streaks	Longest	Current
14 Wood, Matt	19	19
35 Gerlott, Billy	18	2
3 Bartels, Cole	17	1
1 Harry, Jay	14	2
41 Spiegel, Josh	11	2
19 Cease, Derek	8	-
22 Piacentino, Johnny	7	4
30 Steele, Anthony	7	3
7 Pittaro, C.J.	7	3
2 Hannon, Kyle	7	-
40 Kailher, Ben	6	4
4 Cooper, Tyson	5	-
13 Kelley, Tayven	4	2
46 Burke, Noah	1	1
9 Throneberry, Conno	1	1
15 Franks, Brendan	1	-

BIG TEN STANDINGS
(Through 4/24)

	Big Ten		Overall	
	W-L	Pct.	W-L	Pct.
Rutgers	12-3	.800	32-9	.780
Maryland	9-3	.750	32-8	.800
Illinois	11-4	.733	20-17	.541
Iowa	8-4	.667	23-13	.590
Michigan	8-4	.667	22-16	.579
Northwestern	6-6	.500	18-17	.514
Penn State	7-8	.467	17-20	.459
Nebraska	5-7	.417	15-23	.395
Purdue	4-6	.400	22-13	.629
Indiana	4-8	.333	16-23	.410
Michigan State	3-9	.250	16-21	.432
Ohio State	3-10	.231	13-23	.361
Minnesota	2-10	.167	11-26	.297



This Week Around the BIG

April 25-28

Illinois:

at Bradley

Indiana:

vs. Butler, at Illinois State

Iowa:

vs. Western Illinois

Maryland:

vs. Navy

Michigan:

No games

Michigan State:

vs. Notre Dame, Purdue Fort Wayne

Minnesota:

vs. South Dakota State, St. Thomas

Nebraska:

vs. Kansas State, Omaha

Northwestern:

vs. Milwaukee

Ohio State:

No games

Penn State:

vs. Bucknell, At West Virginia

Purdue:

vs. Valparaiso

Rutgers:

vs. Hofstra

NITTANY LIONS IN PROS

Level	Years at PSU	2022 Team	Organization
TRIPLE-A			
Jim Haley, 3B	2014-16	Durham	Tampa Bay Rays
Eric Mock, P	2016-19	Columbus	Cleveland Guardians
DOUBLE-A			
Dante Biasi, P	2017-18	NW Arkansas	Kansas City Royals
Justin Hagenman, P	2016-18	Tulsa	Los Angeles Dodgers
HIGH-A			
SINGLE-A			
Conor Larkin, P	2018-21	Dunedin	Toronto Blue Jays
Kyle Virbitsky, P	2018-21	Stockton	Oakland A's
Unassigned			
Bailey Dees, P	2018-21	N/A	New York Yankees
Justin Williams, 3B	2019-21	N/A	Houston Astros

*As of 4/8/22

THE LAST TIME...

A Penn State Team

Won 10 or more consecutive games.....April 14-30, 2000
 Scored 10 or more runs in a game.....11, vs. Mount St. Mary’s; April 20, 2022
 Scored 20 or more runs in a game27, Michigan State; May 1, 2021
 Had a 10+ run inning.....10 (1st), Michigan State; May 1, 2021
 Did not strikeout.....vs. Niagara; March 18, 2016
 Turned a triple play.....8th inning, Michigan State; May 16, 2014
 Shut out an opponent.....vs. UMass (1-0); March 13, 2022
 Shut out consecutive opponents.....vs. Monmouth (1-0); February 15, 2019/vs. Monmouth (7-0), February 16, 2019
 Was shut out at home.....Milwaukee (12-0); March 20, 2022
 Was shut out on the roadat Illinois (9-0); May 21, 2021
 Was shut out in consecutive games.....at Delaware (5-0); March 18, 2017/Delaware (8-0); March 19, 2017
 Swept a three-game series at homeMichigan State; April 30-May 2, 2021
 Swept a three-game series on the road.....at Northwestern; April 15-17, 2016
 Swept a three-game conference series at home.....Michigan State; April 30-May 2, 2021
 Swept a three-game conference series on the road.....at Northwestern; April 15-17, 2016
 Beat a ranked opponent.....at #23 Maryland (6-4, 10 inn); April 2, 2022
 Beat a ranked opponent on the road.....at #23 Maryland (6-4, 10 inn); April 2, 2022
 Beat a Top-5 ranked opponent.....at #1 North Carolina (3-2); March 3, 2007
 Won a series against a ranked opponent.....at #16 Michigan (four games); April 12-13, 2007
 Won a series against a ranked opponent on the road.....at #16 Michigan (four games); April 12-13, 2007
 Played an extra-inning game.....at Northwestern (L, 2-5, 10); April 10, 2022
 Played a 12+ inning gameIowa (W, 5-4, 12); May 20, 2016
 Played a 15+ inning gameIllinois (L, 4-2, 15); April 25, 2015

A Penn State Player

Hit two home runs in a game.....Jay Harry (2), vs. Rutgers; March 25, 2022
 Hit three home runs in a game.....Johnny Piacentino (3), vs. Northwestern; March 7, 2021
 Led off game with a home run.....Gavin Homer, at Rutgers; April 4, 2021
 Hit a grand slam.....Justin Williams, Rutgers, May 17, 2021
 Hit back-to-back homers.....Gavin Homer/Jordan Bowersox (7th), UCF; March 10, 2019
 Hit a walk-off home run.....Curtis Robison, Wagner; February 23, 2020
 Hit a pinch-hit home run.....Billy Gerlott, at Minnesota; April 24, 2022
 Hit an inside-the-park home run.....Kris Kremer, Pittsburgh; April 10, 2019
 Had five or more RBI in a game.....Curtis Robison (5), at Illinois; May 23, 2021
 Had seven or more RBI in a game.....Aaron Novak (8), at Charleston Southern; March 8, 2015
 Had four hits in a game.....Josh Spiegel (4), Purdue; April 16, 2022
 Had five hits in a game.....Johnny Piacentino (5), Michigan State; May 1, 2021
 Had two hits in an inning.....Cole Bartels, Purdue (3rd); April 14, 2022
 Stole three or more bases.....Greg Guers, Bucknell; April 19, 2016
 Had a 10-game hit streak.....Matt Wood (19); March 25-April 24, 2022*
 Had a 20-game hit streak.....Mike DeRenzo (23); 2002

Had 10 or more strikeouts.....Kyle Virbitsky (12), vs. Minnesota; May 29, 2021
 Pitched a complete game.....Dante Biasi (7IP), Xavier; May 11, 2018
 Pitched a nine-inning complete game.....Greg Welsh, Michigan State; May 17, 2013
 Pitched a combined nine-inning shutout....Mason Mellott/Tyler Shingledecker/Jaden Henline, vs. UMass; March 13, 2022
 Pitched an individual nine-inning shutout.....Greg Welsh, Michigan State; May 17, 2013
 Pitched a no-hitter.....Steven Hill, at Iowa; April 21, 2012

*Active Streak

HITTING CAREER HIGHS



#3 COLE BARTELS

Career Bests			
Hits	3	2x, last vs. Mount St. Mary's	4/20/22
Runs	2	9x, last vs. Purdue	4/16/22
Doubles	2	vs. Mount St. Mary's	4/20/22
Triples	1	vs. Rutgers	5/17/21
Home Runs	1	3x, last vs. West Virginia	4/10/22
RBI	4	vs. Mount St. Mary's	4/20/22
Walks	2	5x, last vs. Purdue	4/15/22
Stolen Bases	2	vs. Michigan State	5/2/21



#46 NOAH BURKE

Career Bests			
Hits	n/a		
Runs	n/a		
Doubles	n/a		
Triples	n/a		
Home Runs	n/a		
RBI	n/a		
Walks	1	vs. Rutgers	3/26/22
Stolen Bases	n/a		



#19 DEREK CEASE

Career Bests			
Hits	2	vs. Bucknell	4/6/22
Runs	2	vs. Bucknell	4/6/22
Doubles	1	at VMI	3/8/22
Triples	n/a		
Home Runs	n/a		
RBI	1	at Minnesota	4/23/22
Walks	1	5x, last vs. Mount St. Mary's	4/20/22
Stolen Bases	1	vs. Bucknell	4/6/22




#23 JAKE COOPER

Career Bests			
Hits	n/a		
Runs	n/a		
Doubles	n/a		
Triples	n/a		
Home Runs	n/a		
RBI	n/a		
Walks	n/a		
Stolen Bases	n/a		



#4 TYSON COOPER

Career Bests			
Hits	2	vs. Bucknell	4/6/22
Runs	2	vs. Mount St. Mary's	4/20/22
Doubles	1	vs. Michigan State	5/2/21
Triples	n/a		
Home Runs	n/a		
RBI	1	2x, last vs. Michigan State	5/2/21
Walks	3	vs. Michigan	3/27/21
Stolen Bases	1	at Rutgers	4/4/21



#5 CARSON ERTTER

Career Bests			
Hits	n/a		
Runs	n/a		
Doubles	n/a		
Triples	n/a		
Home Runs	n/a		
RBI	1	vs. Michigan State	5/1/21
Walks	1	vs. Michigan State	5/1/21
Stolen Bases	n/a		

HITTING CAREER HIGHS



#15 BRENDEN FRANKS

Career Bests

Hits	1	2x, last vs. Princeton	2/29/20
Runs	1	2x, last vs. Michigan State	5/1/21
Doubles	n/a		
Triples	n/a		
Home Runs	n/a		
RBI	n/a		
Walks	1	vs. LIU	2/19/22
Stolen Bases	n/a		



#35 BILLY GERLOTT

Career Bests

Hits	3	vs. Purdue	4/15/22
Runs	2	2x, last vs. Purdue	4/15/22
Doubles	1	7x, last vs. Purdue	4/15/22
Triples	1	vs. Rutgers	3/25/22
Home Runs	1	3x, last at Minnesota	4/24/22
RBI	3	2x, last at Minnesota	4/24/22
Walks	2	vs. UMass	3/11/22
Stolen Bases	1	3x, last vs. Purdue	4/16/22



#2 KYLE HANNON

Career Bests

Hits	3	at Virginia	3/5/22
Runs	2	vs. Northwestern	3/7/21
Doubles	1	6x, last at Virginia	3/6/22
Triples	1	2x, last vs. Milwaukee	3/19/22
Home Runs	n/a		
RBI	2	2x, last vs. LIU	2/19/22
Walks	2	vs. Northeastern	2/20/22
Stolen Bases	1	2x, last at Virginia	3/6/22



#1 JAY HARRY

Career Bests

Hits	3	3x, last at Northwestern	4/9/22
Runs	3	vs. Michigan state	5/1/21
Doubles	2	vs. Northwestern	3/7/21
Triples	1	2x, last at Minnesota	4/24/22
Home Runs	2	vs. Rutgers	3/25/22
RBI	6	vs. Michigan State	5/1/21
Walks	2	vs. Mount St. Mary's	4/20/22
Stolen Bases	1	4x, last vs. Mount St. Mary's	4/20/22



#40 BEN KAILHER

Career Bests

Hits	2	3x, last at Minnesota	4/23/22
Runs	2	vs. Mount St. Mary's	4/20/22
Doubles	1	vs. Princeton	2/28/20
Triples	1	vs. Fairleigh Dickinson	3/8/20
Home Runs	n/a		
RBI	2	vs. Princeton	2/28/20
Walks	2	3x, last vs. Mount St. Mary's	4/20/22
Stolen Bases	2	vs. Mount St. Mary's	4/20/22



#13 TAYVEN KELLEY

Career Bests

Hits	2	9x, last vs. Purdue	4/14/22
Runs	1	12x, last at Minnesota	4/24/22
Doubles	1	12x, last vs. Purdue	4/14/22
Triples	1	3x, last vs. Purdue	4/14/22
Home Runs	1	at Ohio State	4/25/21
RBI	3	vs. Purdue	4/14/22
Walks	2	vs. Michigan State	4/30/21
Stolen Bases	1	at Maryland	4/3/22

HITTING CAREER HIGHS



#34 RICHIE PALTRIDGE

Career Bests

Hits	n/a
Runs	n/a
Doubles	n/a
Triples	n/a
Home Runs	n/a
RBI	n/a
Walks	n/a
Stolen Bases	n/a



#22 JOHNNY PIACENTINO

Career Bests

Hits	5	vs. Michigan State	5/1/21
Runs	4	2x, last vs. Michigan State	5/1/21
Doubles	3	vs. Michigan State	5/1/21
Triples	1	2x, last at Maryland	4/1/22
Home Runs	3	vs. Northwestern	3/7/21
RBI	5	2x, last vs. Michigan State	5/1/21
Walks	2	6x, last vs. Rutgers	3/25/22
Stolen Bases	2	vs. Princeton	2/29/20



#7 C.J. PITTARO

Career Bests*

Hits	2	3x, last at Northwestern	4/9/22
Runs	2	2x, last vs. Rutgers	3/25/22
Doubles	1	3x, last at Northwestern	4/9/22
Triples	n/a		
Home Runs	n/a		
RBI	3	2x, last vs. Rutgers	3/26/22
Walks	2	2x, last vs. Purdue	4/14/22
Stolen Bases	1	vs. Bucknell	4/6/22

*At Vanderbilt (2021)



#41 JOSH SPIEGEL

Career Bests

Hits	4	vs. Purdue	4/16/22
Runs	2	9x, last vs. Purdue	4/14/22
Doubles	2	3x, last at Minnesota	4/23/22
Triples	1	2x, last vs. Rutgers	3/25/22
Home Runs	2	vs. Northwestern	3/5/21
RBI	4	vs. Purdue	4/16/22
Walks	3	vs. Minnesota	5/29/21
Stolen Bases	1	at Illinois	5/23/21



#30 ANTHONY STEELE

Career Bests

Hits	3	vs. Maine	2/25/22
Runs	1	5x, last vs. Purdue	4/14/22
Doubles	1	vs. West Virginia	4/10/22
Triples	1	vs. Maine	2/26/22
Home Runs	1	at VMI	3/8/22
RBI	2	vs. Maine	2/26/22
Walks	2	at Minnesota	4/23/22
Stolen Bases	1	vs. Maine	2/25/22



#9 CONNOR THRONEBERRY

Career Bests

Hits	1	vs. UMass	3/12/22
Runs	1	vs. UMass	3/12/22
Doubles	n/a		
Triples	n/a		
Home Runs	n/a		
RBI	n/a		
Walks	n/a		
Stolen Bases	n/a		

HITTING CAREER HIGHS/PITCHING CAREER BESTS



#14 MATT WOOD

Career Bests

Hits	3	10x, last at Minnesota	4/23/22
Runs	4	vs. LIU	2/19/22
Doubles	2	vs. Nebraska	4/16/21
Triples	1	4x, last at Minnesota	4/22/22
Home Runs	3	vs. LIU	2/19/22
RBI	4	vs. LIU	2/19/22
Walks	3	vs. LIU	2/19/22
Stolen Bases	1	6x, last at Minnesota	4/23/22



#19 DEREK CEASE

Career Bests

IP	1.0	vs. Monmouth	2/18/22
Longest Start	n/a		
Longest Relief	1.0	vs. Monmouth	2/18/22
Hits	1	vs. Monmouth	2/18/22
Runs	1	vs. Monmouth	2/18/22
Earned Runs	0	vs. Monmouth	2/18/22
Walks	3	vs. Monmouth	2/18/22
Strikeouts	1	vs. Monmouth	2/18/22



#8 PATRICK DEMARCO

Career Bests

IP	0.1	at VMI	3/8/22
Longest Start	n/a		
Longest Relief	0.1	at VMI	3/8/22
Hits	2	at VMI	3/8/22
Runs	3	at VMI	3/8/22
Earned Runs	3	at VMI	3/8/22
Walks	2	at VMI	3/8/22
Strikeouts	n/a		



#49 BEN DEMELL

Career Bests

IP	1.2	vs. LIU	2/19/22
Longest Start	n/a		
Longest Relief	1.2	vs. LIU	2/19/22
Hits	1	vs. LIU	2/19/22
Runs	0	vs. LIU	2/19/22
Earned Runs	0	vs. LIU	2/19/22
Walks	3	vs. LIU	2/19/22
Strikeouts	2	vs. LIU	2/19/22



#44 DEVIN FLETCHER

Career Bests

IP	n/a
Longest Start	n/a
Longest Relief	n/a
Hits	n/a
Runs	n/a
Earned Runs	n/a
Walks	n/a
Strikeouts	n/a



#28 HUTCH GAGNON

Career Bests

IP	5.0	vs. Princeton	2/29/20
Longest Start	5.0	vs. Princeton	2/29/20
Longest Relief	3.0	2x, last vs. Wagner	2/23/20
Hits	0	8x, last at Purdue	5/27/21
Runs	0	17x, last at Iowa	5/7/21
Earned Runs	0	18x, last vs. Rutgers	5/16/21
Walks	0	16x, last at Illinois	5/22/21
Strikeouts	6	vs. Princeton	2/29/20

PITCHING CAREER BESTS



#17 SENECA GREGORY

Career Bests


IP	2.1	vs. UMass	3/12/22
Longest Start	n/a		
Longest Relief	2.1	vs. UMass	3/12/22
Hits	0	at VMI	3/8/22
Runs	0	3x, last vs. St. Bonaventure	3/30/22
Earned Runs	0	3x, last vs. St. Bonaventure	3/30/22
Walks	0	3x, last vs. St. Bonaventure	3/30/22
Strikeouts	4	vs. UMass	3/12/22



#24 JADEN HENLINE

Career Bests

IP	5.0	at Maryland	4/1/22
Longest Start	5.0	at Maryland	4/1/22
Longest Relief	4.0	2x, last vs. Rutgers	3/25/22
Hits	0	4x, last vs. UMass	3/13/22
Runs	0	8x, last vs. Youngstown State	3/22/22
Earned Runs	0	9x, last vs. Rutgers	3/25/22
Walks	0	11x, last vs. Purdue	4/14/22
Strikeouts	6	2x, last at Northwestern	4/9/22



#29 CARSON KOHLS

Career Bests

IP	3.2	vs. West Virginia	4/12/22
Longest Start	n/a		
Longest Relief	3.2	vs. West Virginia	4/12/22
Hits	0	3x, last vs. Monmouth	2/18/22
Runs	0	5x, last vs. West Virginia	4/12/22
Earned Runs	0	7x, last vs. West Virginia	4/12/22
Walks	0	6x, last vs. Bucknell	4/6/22
Strikeouts	5	vs. Bucknell	4/6/22



#33 TRAVIS LUENSMANN

Career Bests*

IP	6.0	3x, last at Minnesota	4/23/22
Longest Start	6.0	3x, last at Minnesota	4/23/22
Longest Relief	3.0	at Maryland	4/2/22
Hits	0	2x, last at Winthrop	3/2/21
Runs	0	4x, last at Minnesota	4/23/22
Earned Runs	0	6x, last at Minnesota	4/23/22
Walks	0	5x, last at Northwestern	4/9/22
Strikeouts	8	vs. Maine	2/25/22

*At South Carolina (2021)



#18 MASON MELLOTT

Career Bests

IP	5.0	vs. UMass	3/13/22
Longest Start	5.0	vs. UMass	3/13/22
Longest Relief	4.2	2x, last vs. Duke	3/2/19
Hits	0	13x, last vs. Purdue	4/16/22
Runs	0	32x, last at Minnesota	4/24/22
Earned Runs	0	45x, last at Minnesota	4/24/22
Walks	0	37x, last at Minnesota	4/24/22
Strikeouts	5	6x, last at Ohio State	4/25/21



#21 STEVEN MILLER

Career Bests

IP	4.1	at Maryland	4/2/22
Longest Start	n/a		
Longest Relief	4.1	at Maryland	4/2/22
Hits	0	7x, last vs. Youngstown State	3/22/22
Runs	0	18x, last at Northwestern	4/10/22
Earned Runs	0	20x, last at Northwestern	4/10/22
Walks	0	16x, last at Minnesota	4/24/22
Strikeouts	6	vs. Milwaukee	3/19/22

PITCHING CAREER BESTS



#27 TOMMY MOLSKY

Career Bests

IP	6.0	vs. Northeastern	2/20/22
Longest Start	6.0	vs. Northeastern	2/20/22
Longest Relief	n/a		
Hits	0	2x, last vs. St. Bonaventure	3/30/22
Runs	0	2x, last vs. Mount St. Mary's	4/20/22
Earned Runs	0	3x, last vs. Mount St. Mary's	4/20/22
Walks	0	4x, last vs. West Virginia	4/12/22
Strikeouts	6	2x, last vs. UMass	3/12/22



#37 JORDAN MORALES

Career Bests*

IP	7.0	vs. St. Bonaventure	4/24/21
Longest Start	7.0	vs. St. Bonaventure	4/24/21
Longest Relief	3.0	2x, last at Penn	4/3/21
Hits	0	9x, last vs. Bucknell	4/6/22
Runs	0	18x, last vs. Bucknell	4/6/22
Earned Runs	0	20x, last at Northwestern	4/10/22
Walks	0	22x, last vs. Purdue	4/16/22
Strikeouts	9	vs. Saint Joseph's	5/8/21


*At LaSalle (2020-21)



#6 JOE NASTASI

Career Bests

IP	n/a
Longest Start	n/a
Longest Relief	n/a
Hits	n/a
Runs	n/a
Earned Runs	n/a
Walks	n/a
Strikeouts	n/a



#31 RYAN PARTRIDGE

Career Bests

IP	2.2	vs. Milwaukee	3/20/22
Longest Start	n/a		
Longest Relief	2.2	vs. Milwaukee	3/20/22
Hits	0	9x, last vs. Purdue	4/15/22
Runs	0	14x, last vs. Purdue	4/15/22
Earned Runs	0	15x, last vs. Purdue	4/15/22
Walks	0	11x, last vs. West Virginia	4/12/22
Strikeouts	3	vs. West Virginia	4/12/22



#25 CHASE RENNER

Career Bests

IP	2.0	3x, last vs. Bucknell	4/6/22
Longest Start	1.0	vs. Rutgers	3/25/22
Longest Relief	2.0	3x, last vs. Bucknell	4/6/22
Hits	0	4x, last vs. West Virginia	4/10/22
Runs	0	6x, last at Minnesota	4/22/22
Earned Runs	0	6x, last at Minnesota	4/22/22
Walks	0	4x, last at Minnesota	4/22/22
Strikeouts	4	vs. Bucknell	4/6/22



#11 CHAD ROGERS

Career Bests

IP	3.0	vs. Northwestern	3/7/21
Longest Start	n/a		
Longest Relief	3.0	vs. Northwestern	3/7/21
Hits	0	at Ohio State	4/24/21
Runs	0	2x, last at VMI	3/8/22
Earned Runs	0	2x, last at VMI	3/8/22
Walks	1	4x, last vs. Rutgers	3/26/22
Strikeouts	1	5x, last vs. Rutgers	3/26/22

PITCHING CAREER BESTS



#20 BLAISE SCLAFANI

Career Bests

IP	3.0*	vs. Northeastern	4/30/19
Longest Start	n/a		
Longest Relief	3.0*	vs. Northeastern	4/30/19
Hits	0	7x, last vs. Rutgers	3/26/22
Runs	0*	10x, last vs. Rutgers	3/26/22
Earned Runs	0	12x, last vs. Rutgers	3/26/22
Walks	0	9x, last vs. Rutgers	3/26/22
Strikeouts	3*	3x, last vs. Canisius	2/15/20

*At UMass Lowell (2020-21)



#36 TYLER SHINGLEDECKER

Career Bests

IP	4.1	2x, last vs. Youngstown State	4/9/19
Longest Start	4.1	vs. Youngstown State	4/9/19
Longest Relief	4.1	vs. Binghamton	3/26/19
Hits	0	21x, last vs. UMass	3/13/22
Runs	0	24x, last vs. Purdue	4/14/22
Earned Runs	0	31x, last at Minnesota	4/23/22
Walks	0	18x, last vs. Youngstown State	3/22/22
Strikeouts	9	vs. Northwestern	3/5/21



#30 ANTHONY STEELE

Career Bests

IP	1.0	2x, last vs. Milwaukee	3/20/22
Longest Start	0.2	vs. Bucknell	4/6/22
Longest Relief	1.0	2x, last vs. Milwaukee	3/20/22
Hits	0	vs. Youngstown State	3/22/22
Runs	0	3x, last vs. Youngstown State	3/22/22
Earned Runs	0	3x, last vs. Youngstown State	3/22/22
Walks	0	2x, last vs. Youngstown State	3/22/22
Strikeouts	2	2x, last vs. Youngstown State	3/22/22



#12 KELLAN TULIO

Career Bests*

IP	6.0	vs. Maine	2/26/22
Longest Start	6.0	vs. Maine	2/26/22
Longest Relief	2.1	at Minnesota	4/24/22
Hits	0	8x, last vs. St. Bonaventure	3/30/22
Runs	0	8x, last vs. St. Bonaventure	3/30/22
Earned Runs	0	8x, last vs. St. Bonaventure	3/30/22
Walks	0	5x, last vs. St. Bonaventure	3/30/22
Strikeouts	7	at Northwestern	4/9/22

*At Louisville (2020-21)

CAREER STATS

#3 COLE BARTELS IF/OF R/R GR. 6-3/195 BELMONT, MASS.

Year	Avg	GP-GS	AB	R	H	2B	3B	HR	RBI	TB	SLG%	BB	HBP	SO	GDP	OB%	SF	SH	SB-ATT	PO	A	E	FLD%
2018	.000	17-3	0	0	0	0	0	0	0	0	.000	0	0	0	0	.000	0	0	0-0	0	1	0	1.000
2019	.000	7-3	0	0	0	0	0	0	0	0	.000	0	0	0	0	.000	0	0	0-0	1	1	1	.667
2020	.273	8-7	22	8	6	2	0	0	3	8	.364	7	1	4	0	.452	1	0	1-1	53	1	0	1.000
2021	.245	35-26	98	13	24	4	1	1	13	33	.337	13	1	21	4	.333	2	1	3-3	141	11	2	.987
2022	.287	37-37	143	22	41	7	0	2	15	54	.378	16	4	14	1	.370	2	0	3-4	150	7	2	.987
TOTAL	.270	104-76	263	43	71	13	1	3	31	95	.361	36	6	39	5	.365	5	1	7-8	345	23	5	.987

#46 NOAH BURKE OF L/R FR. 6-0/192 PITTSBURGH, PA.

Year	Avg	GP-GS	AB	R	H	2B	3B	HR	RBI	TB	SLG%	BB	HBP	SO	GDP	OB%	SF	SH	SB-ATT	PO	A	E	FLD%
2022	.000	5-0	4	0	0	0	0	0	0	0	.000	1	1	3	0	.333	0	0	0-0	0	0	0	.000
TOTAL	.000	5-0	4	0	0	0	0	0	0	0	.000	1	1	3	0	.333	0	0	0-0	0	0	0	.000

#19 DEREK CEASE IF/P R/R FR. 5-8/150 PLYMOUTH, PA.

Year	Avg	GP-GS	AB	R	H	2B	3B	HR	RBI	TB	SLG%	BB	HBP	SO	GDP	OB%	SF	SH	SB-ATT	PO	A	E	FLD%
2022	.163	25-11	43	7	7	1	0	0	1	8	.186	5	0	11	1	.250	0	0	1-1	22	44	5	.930
TOTAL	.163	25-11	43	7	7	1	0	0	1	8	.186	5	0	11	1	.250	0	0	1-1	22	44	5	.930

Year	ERA	W-L	APP	GS	CG	SHO	SV	IP	H	R	ER	BB	SO	2B	3B	HR	BF	BAA	WP	HBP	BK	SFA	SHA
2022	0.00	0-0	1	0	0	0/0	0	1.0	1	1	0	3	1	0	0	0	7	.250	0	0	0	0	0
TOTAL	0.00	0-0	1	0	0	0/0	0	1.0	1	1	0	3	1	0	0	0	7	.250	0	0	0	0	0

#23 JAKE COOPER IF R/R FR. 5-9/195 STATE COLLEGE, PA.

Year	Avg	GP-GS	AB	R	H	2B	3B	HR	RBI	TB	SLG%	BB	HBP	SO	GDP	OB%	SF	SH	SB-ATT	PO	A	E	FLD%
2022	.000	8-4	14	0	0	0	0	0	0	0	.000	0	0	6	0	.000	0	1	0-0	1	10	1	.917
TOTAL	.000	8-4	14	0	0	0	0	0	0	0	.000	0	0	6	0	.000	0	1	0-0	1	10	1	.917

#4 TYSON COOPER C/IF S/R R-SO. 5-9/200 STATE COLLEGE, PA.

Year	Avg	GP-GS	AB	R	H	2B	3B	HR	RBI	TB	SLG%	BB	HBP	SO	GDP	OB%	SF	SH	SB-ATT	PO	A	E	FLD%
2021	.111	11-3	18	2	2	1	0	0	2	3	.167	6	0	8	0	.333	0	0	1-1	16	1	0	1.000
2022	.138	14-9	29	3	4	0	0	0	0	4	.138	5	0	5	0	.265	0	2	0-2	43	10	2	.964
TOTAL	.128	25-12	47	5	6	1	0	0	2	6	.149	11	0	13	0	.293	0	2	1-3	59	11	2	.972

#8 PATRICK DEMARCO RHP R/R FR. 6-1/200 LOS ANGELES, CALIF.

Year	ERA	W-L	APP	GS	CG	SHO	SV	IP	H	R	ER	BB	SO	2B	3B	HR	BF	BAA	WP	HBP	BK	SFA	SHA
2022	81.00	0-0	1	0	0	0/0	0	0.1	2	3	3	2	0	0	0	0	5	1.000	1	0	0	0	0
TOTAL	81.00	0-0	1	0	0	0/0	0	0.1	2	3	3	2	0	0	0	0	5	1.000	1	0	0	0	0

#49 BEN DEMELL IF/P L/R FR. 6-5/205 CONCORD, OHIO

Year	Avg	GP-GS	AB	R	H	2B	3B	HR	RBI	TB	SLG%	BB	HBP	SO	GDP	OB%	SF	SH	SB-ATT	PO	A	E	FLD%
2022	-	-	-	-	-	-	-	-	-	-	-	-	-	-	-	-	-	-	-	-	-	-	-
TOTAL	-	-	-	-	-	-	-	-	-	-	-	-	-	-	-	-	-	-	-	-	-	-	-

Year	ERA	W-L	APP	GS	CG	SHO	SV	IP	H	R	ER	BB	SO	2B	3B	HR	BF	BAA	WP	HBP	BK	SFA	SHA
2022	0.00	0-0	1	0	0	0/0	0	1.2	0	0	0	0	0	0	0	0	0	.000	0	0	0	0	0
TOTAL	0.00	0-0	1	0	0	0/0	0	1.2	0	0	0	0	0	0	0	0	0	.000	0	0	0	0	0

#5 CARSON ERTTER OF L/L JR. 5-10/175 EBENSBURG, PA.

Year	Avg	GP-GS	AB	R	H	2B	3B	HR	RBI	TB	SLG%	BB	HBP	SO	GDP	OB%	SF	SH	SB-ATT	PO	A	E	FLD%
2020	.000	3-0	2	0	0	0	0	0	0	0	.000	0	1	0	0	.333	0	0	0-0	1	0	0	1.000
2021	.000	1-0	1	0	0	0	0	0	1	0	.000	1	0	0	0	.500	0	0	0-0	0	0	0	.000
2022	-	-	-	-	-	-	-	-	-	-	-	-	-	-	-	-	-	-	-	-	-	-	-
TOTAL	.000	4-0	3	0	0	0	0	0	1	0	.000	1	1	0	0	.400	0	0	0-0	1	0	0	1.000

CAREER STATS

#44 DEVIN FLETCHER RHP R/R FR. 6-8/215 BETHLEHEM, PA.

Year	ERA	W-L	APP	GS	CG	SHO	SV	IP	H	R	ER	BB	SO	2B	3B	HR	BF	BAA	WP	HBP	BK	SFA	SHA
2022	-	-	-	-	-	-	-	-	-	-	-	-	-	-	-	-	-	-	-	-	-	-	-
TOTAL	-	-	-	-	-	-	-	-	-	-	-	-	-	-	-	-	-	-	-	-	-	-	-

#15 BRENDEN FRANKS IF/P R/R JR. 6-3/205 STATE COLLEGE, PA.

Year	Avg	GP-GS	AB	R	H	2B	3B	HR	RBI	TB	SLG%	BB	HBP	SO	GDP	OB%	SF	SH	SB-ATT	PO	A	E	FLD%
2020	.667	4-0	3	1	2	0	0	0	0	2	.667	0	0	1	0	.667	0	0	0-0	2	0	0	1.000
2021	.000	4-0	3	1	0	0	0	0	0	0	.000	0	1	2	0	.250	0	0	0-0	4	0	0	1.000
2022	.000	8-0	4	0	0	0	0	0	0	0	.000	1	0	1	1	.200	0	0	0-0	0	0	0	1.000
TOTAL	.200	16-0	10	2	2	0	0	0	0	2	.200	1	1	4	1	.333	0	0	0-0	6	0	0	1.000
2020	-	-	-	-	-	-	-	-	-	-	-	-	-	-	-	-	-	-	-	-	-	-	-
2021	-	-	-	-	-	-	-	-	-	-	-	-	-	-	-	-	-	-	-	-	-	-	-
2022	-	-	-	-	-	-	-	-	-	-	-	-	-	-	-	-	-	-	-	-	-	-	-
TOTAL	-	-	-	-	-	-	-	-	-	-	-	-	-	-	-	-	-	-	-	-	-	-	-

#28 HUTCH GAGNON LHP L/L SR. 6-3/220 DOWNINGTOWN, PA.

Year	ERA	W-L	App	GS	CG	SHO	SV	IP	H	R	ER	BB	SO	2B	3B	HR	BF	B/Avg	WP	HBP	BK	SFA	SHA
2019	5.59	0-1	18	0	0	0/0	0	19.1	21	12	12	11	21	4	1	2	93	.273	3	3	0	0	2
2020	3.21	1-0	4	2	0	0/0	0	14.0	15	5	5	6	17	4	1	0	62	.268	0	0	0	0	0
2021	6.75	0-1	11	0	0	0/0	0	12.0	18	10	9	4	13	3	1	1	64	.327	2	3	0	1	1
2022	-	-	-	-	-	-	-	-	-	-	-	-	-	-	-	-	-	-	-	-	-	-	-
TOTAL	5.16	1-2	33	2	0	0/0	0	45.1	54	27	26	21	51	11	3	3	219	.287	5	6	0	1	3

#35 BILLY GERLOTT OF/IF R/R SO. 6-1/195 AUBURN, PA.

Year	Avg	GP-GS	AB	R	H	2B	3B	HR	RBI	TB	SLG%	BB	HBP	SO	GDP	OB%	SF	SH	SB-ATT	PO	A	E	FLD%
2021	-	-	-	-	-	-	-	-	-	-	-	-	-	-	-	-	-	-	-	-	-	-	-
2022	.218	37-34	124	15	27	7	1	3	17	45	.363	10	5	37	2	.300	1	0	3-5	46	2	0	1.000
TOTAL	.218	37-34	124	15	27	7	1	3	17	45	.363	10	5	37	2	.300	1	0	3-5	46	2	0	1.000

#17 SENECA GREGORY RHP R/R FR. 6-4/225 STAFFORD, VA.

Year	ERA	W-L	APP	GS	CG	SHO	SV	IP	H	R	ER	BB	SO	2B	3B	HR	BF	BAA	WP	HBP	BK	SFA	SHA
2022	10.80	0-0	6	0	0	0/0	0	6.2	10	9	8	4	7	2	0	0	36	.345	1	2	0	0	1
TOTAL	10.80	0-0	6	0	0	0/0	0	6.2	10	9	8	4	7	2	0	0	36	.345	1	2	0	0	1

#2 KYLE HANNON IF/OF L/R SO. 5-10/194 HARRISBURG, PA.

Year	Avg	GP-GS	AB	R	H	2B	3B	HR	RBI	TB	SLG%	BB	HBP	SO	GDP	OB%	SF	SH	SB-ATT	PO	A	E	FLD%
2021	.133	12-9	30	3	4	1	1	0	1	7	.233	2	0	12	0	.188	0	1	0-0	15	0	0	1.000
2022	.279	19-17	61	8	17	5	1	0	8	24	.393	6	2	14	3	.362	0	0	2-2	22	37	7	.894
TOTAL	.231	31-26	91	11	21	6	2	0	9	31	.341	8	2	26	3	.307	0	1	2-2	37	37	7	.914

#1 JAY HARRY IF L/R SO. 6-0/195 METUCHEN, N.J.

Year	Avg	GP-GS	AB	R	H	2B	3B	HR	RBI	TB	SLG%	BB	HBP	SO	GDP	OB%	SF	SH	SB-ATT	PO	A	E	FLD%
2021	.268	42-42	142	22	38	10	0	1	18	51	.359	12	4	25	2	.335	3	0	1-1	58	101	11	.935
2022	.311	37-37	148	25	46	6	2	4	17	68	.459	9	4	19	0	.364	1	0	3-6	41	104	5	.967
TOTAL	.290	79-79	290	47	84	16	2	5	35	119	.410	21	8	44	2	.350	4	0	4-7	99	205	16	.950

CAREER STATS

#24 JADEN HENLINE RHP L/R SO. 6-2/195 NEW CUMBERLAND, PA.

Year	ERA	W-L	App	GS	CG	SHO	SV	IP	H	R	ER	BB	SO	2B	3B	HR	BF	B/Avg	WP	HBP	BK	SFA	SHA
2021	3.72	0-0	9	3	0	0/0	0	19.1	17	8	8	8	22	2	0	2	86	.230	1	3	0	0	1
2022	5.20	0-2	12	4	0	0/1	3	36.1	41	27	11	12	40	11	2	3	159	.287	5	2	0	1	1
TOTAL	4.69	0-2	21	7	0	0/1	3	55.2	58	35	29	20	62	13	2	5	245	.267	6	5	0	1	2

#40 BEN KAILHER IF R/R JR. 5-8/160 RUMFORD, R.I.

Year	Avg	GP-GS	AB	R	H	2B	3B	HR	RBI	TB	SLG%	BB	HBP	SO	GDP	OB%	SF	SH	SB-ATT	PO	A	E	FLD%
2020	.222	9-6	18	4	4	1	2	0	4	9	.500	2	2	6	2	.333	2	0	2-2	3	9	2	.857
2021	.143	11-0	7	3	1	0	0	0	0	1	.143	0	0	2	0	.143	0	0	1-1	0	2	0	1.000
2022	.241	22-16	54	8	13	0	0	0	2	13	.241	12	2	12	0	.397	0	0	3-4	19	42	4	.938
TOTAL	.228	42-22	79	15	18	1	2	0	6	23	.291	14	4	20	2	.364	2	0	6-7	22	53	6	.926

#13 TAYVEN KELLEY OF R/R JR. 6-3/200 BOILING SPRINGS, PA.

Year	Avg	GP-GS	AB	R	H	2B	3B	HR	RBI	TB	SLG%	BB	HBP	SO	GDP	OB%	SF	SH	SB-ATT	PO	A	E	FLD%
2020	.188	9-4	16	4	3	2	0	0	1	5	.313	3	1	8	0	.350	0	0	0-0	10	0	0	1.000
2021	.238	28-27	101	8	24	8	2	1	9	39	.386	10	1	37	2	.313	0	3	0-2	53	1	4	.931
2022	.190	33-30	116	10	22	2	1	0	14	26	.224	4	1	46	4	.223	0	0	1-2	59	1	4	.935
TOTAL	.210	70-61	233	22	49	12	3	1	24	70	.300	17	3	91	6	.273	0	3	1-4	122	2	8	.938

#29 CARSON KOHLS RHP R/R SO. 6-0/195 SACRAMENTO, CALIF.

Year	ERA	W-L	App	GS	CG	SHO	SV	IP	H	R	ER	BB	SO	2B	3B	HR	BF	B/Avg	WP	HBP	BK	SFA	SHA
2021	3.18	0-0	5	0	0	0/0	0	5.2	7	3	2	2	4	1	1	27	.304	1	2	0	0	0	0
2022	5.14	1-0	11	1	0	0/0	1	21.0	21	13	12	13	20	1	2	0	94	.280	3	4	0	0	2
TOTAL	4.73	1-0	16	1	0	0/0	0	26.2	28	16	14	15	24	2	3	1	121	.286	4	6	0	0	2

#33 TRAVIS LUENSMANN RHP R/R SO. 6-6/234 ALTOONA, PA.

Year	ERA	W-L	App	GS	CG	SHO	SV	IP	H	R	ER	BB	SO	2B	3B	HR	BF	B/Avg	WP	HBP	BK	SFA	SHA
2021*	15.43	0-1	4	0	0	0/0	0	2.1	4	6	4	1	2	2	0	0	12	.333	0	0	1	0	0
2022	3.86	2-2	10	8	0	0/0	1	46.2	45	27	20	22	55	1	3	3	210	.253	3	4	0	3	3
TOTAL	4.41	2-3	14	8	0	0/0	1	49.0	49	33	24	23	57	3	3	3	222	.259	3	4	1	3	3

*At South Carolina

#18 MASON MELLOTT RHP R/R GR. 6-0/205 STATE COLLEGE, PA.

Year	ERA	W-L	APP	GS	CG	SHO	SV	IP	H	R	ER	BB	SO	2B	3B	HR	BF	BAA	WP	HBP	BK	SFA	SHA
2018	3.18	0-1	24	0	0	0/0	4	34.0	38	16	12	14	28	4	1	0	155	.295	4	5	2	3	4
2019	2.43	6-3	21	0	0	0/2	5	63.0	59	25	17	14	52	10	2	1	270	.244	3	6	0	1	6
2020	2.25	2-1	5	0	0	0/0	0	8.0	8	3	2	1	6	1	1	0	35	.258	0	0	0	0	3
2021	4.60	2-3	17	0	0	0/0	4	31.1	32	20	16	18	33	2	1	1	149	.264	4	8	1	0	2
2022	5.10	2-4	14	4	0	0/1	2	30.0	29	19	17	13	26	4	2	2	137	.252	3	3	0	1	5
TOTAL	3.46	12-11	81	4	0	0/3	15	162.1	166	83	64	60	145	21	7	4	746	.260	14	22	3	5	20

#21 STEVEN MILLER RHP R/R SR. 6-1/190 PITTSBURGH, PA.

Year	ERA	W-L	App	GS	CG	SHO	SV	IP	H	R	ER	BB	SO	2B	3B	HR	BF	B/Avg	WP	HBP	BK	SFA	SHA
2019	3.86	0-0	3	0	0	0/0	0	2.1	4	1	1	1	1	3	0	0	12	.364	1	0	0	0	0
2020	2.70	0-0	3	0	0	0/1	0	3.1	2	1	1	1	6	1	0	0	13	.167	0	0	0	0	0
2021	3.29	0-1	12	0	0	0/2	2	13.2	12	8	5	7	17	2	0	0	58	.245	2	2	0	0	0
2022	5.00	2-2	13	2	0	0/0	1	27.0	33	16	15	8	26	5	1	1	121	.300	2	2	0	1	0
TOTAL	4.27	2-3	31	2	0	0/3	3	46.1	51	26	22	17	50	11	1	1	204	.280	5	4	0	1	0

CAREER STATS

#27 TOMMY MOLSKY RHP R/R FR. 6-1/160 DILLSBURG, PA.

Year	ERA	W-L	APP	GS	CG	SHO	SV	IP	H	R	ER	BB	SO	2B	3B	HR	BF	BAA	WP	HBP	BK	SFA	SHA
2022	6.00	0-5	11	8	0	0/0	1	36.0	38	36	24	16	33	7	1	3	174	.260	6	8	0	2	2
TOTAL	6.00	0-5	11	8	0	0/0	1	36.0	38	36	24	16	33	7	1	3	174	.260	6	8	0	2	2

#37 JORDAN MORALES LHP R/L JR. 5-9/175 SOUDERTON, PA.

Year	ERA	W-L	App	GS	CG	SHO	SV	IP	H	R	ER	BB	SO	2B	3B	HR	BF	B/Avg	WP	HBP	BK	SFA	SHA
2020*	2.16	0-2	5	0	0	0/1	2	8.1	5	4	2	3	14	1	0	1	37	.167	3	1	1	1	2
2021*	6.11	2-6	16	7	1	0/0	2	45.2	60	35	31	23	49	10	2	4	226	.313	2	8	2	3	0
2022	5.40	2-0	17	0	0	0/0	0	23.1	30	19	14	8	34	5	1	2	110	.306	4	1	3	0	3
TOTAL	5.47	4-8	38	7	1	0/1	4	77.1	95	58	47	34	97	16	3	7	374	.296	9	10	6	4	5

*At LaSalle

#6 JOE NASTASI RHP R/R SO. 6-0/217 STATE COLLEGE, PA.

Year	ERA	W-L	App	GS	CG	SHO	SV	IP	H	R	ER	BB	SO	2B	3B	HR	BF	B/Avg	WP	HBP	BK	SFA	SHA
2021	-	-	-	-	-	-	-	-	-	-	-	-	-	-	-	-	-	-	-	-	-	-	-
2022	-	-	-	-	-	-	-	-	-	-	-	-	-	-	-	-	-	-	-	-	-	-	-
TOTAL	-	-	-	-	-	-	-	-	-	-	-	-	-	-	-	-	-	-	-	-	-	-	-

#34 RICHIE PALTRIDGE LHP/1B/OF L/L SO. 6-3/194 MONTGOMERY, N.Y.

Year	Avg	GP-GS	AB	R	H	2B	3B	HR	RBI	TB	SLG%	BB	HBP	SO	GDP	OB%	SF	SH	SB-ATT	PO	A	E	FLD%
2021	-	-	-	-	-	-	-	-	-	-	-	-	-	-	-	-	-	-	-	-	-	-	-
2022	.000	1-0	1	0	0	0	0	0	0	0	.000	0	0	1	0	.000	0	0	0-0	1	0	0	1.000
TOTAL	.000	1-0	1	0	0	0	0	0	0	0	.000	0	0	1	0	.000	0	0	0-0	1	0	0	1.000

Year	ERA	W-L	APP	GS	CG	SHO	SV	IP	H	R	ER	BB	SO	2B	3B	HR	BF	BAA	WP	HBP	BK	SFA	SHA
2021	-	-	-	-	-	-	-	-	-	-	-	-	-	-	-	-	-	-	-	-	-	-	-
2022	-	-	-	-	-	-	-	-	-	-	-	-	-	-	-	-	-	-	-	-	-	-	-
TOTAL	-	-	-	-	-	-	-	-	-	-	-	-	-	-	-	-	-	-	-	-	-	-	-

#31 RYAN PARTRIDGE LHP R/L JR. 6-3/215 WEXFORD, PA.

Year	ERA	W-L	App	GS	CG	SHO	SV	IP	H	R	ER	BB	SO	2B	3B	HR	BF	B/Avg	WP	HBP	BK	SFA	SHA
2020	0.00	0-0	2	0	0	0/0	0	2.0	1	0	0	0	2	0	0	0	6	.167	0	0	0	0	0
2021	0.00	0-0	5	0	0	0/0	0	2.2	4	2	0	3	4	1	0	0	16	.333	0	0	0	1	0
2022	6.46	0-0	14	0	0	0/0	0	15.1	14	11	11	10	15	4	1	0	73	.250	2	4	0	2	1
TOTAL	4.95	0-0	21	0	0	0/0	0	20.0	19	13	11	13	21	5	1	0	95	.257	2	4	0	3	1

#22 JOHNNY PIACENTINO OF R/R JR. 5-11/185 CHERRY HILL, N.J.

Year	Avg	GP-GS	AB	R	H	2B	3B	HR	RBI	TB	SLG%	BB	HBP	SO	GDP	OB%	SF	SH	SB-ATT	PO	A	E	FLD%
2020	.400	13-10	35	11	14	4	0	2	11	24	.686	10	0	4	0	.511	2	0	4-4	27	0	0	1.000
2021	.284	42-42	162	30	46	15	0	8	32	85	.525	17	0	40	4	.350	1	1	0-2	83	0	3	.965
2022	.250	24-24	92	12	23	1	2	2	12	34	.370	8	0	26	3	.301	3	1	1-1	34	0	1	.971
TOTAL	.287	79-76	289	53	83	20	2	12	55	143	.495	35	0	70	7	.358	6	2	5-7	144	0	4	.973

#7 C.J. PITTARO IF L/R SO. 6-1/195 HAMILTON, N.J.

Year	Avg	GP-GS	AB	R	H	2B	3B	HR	RBI	TB	SLG%	BB	HBP	SO	GDP	OB%	SF	SH	SB-ATT	PO	A	E	FLD%
2021*	.333	5-0	3	0	1	0	0	0	3	1	.333	0	0	0	0	.333	0	0	0-0	0	1	0	1.000
2022	.250	27-22	76	14	19	3	0	0	10	22	.289	10	1	20	1	.345	0	0	1-2	15	32	5	.904
TOTAL	.253	32-22	79	14	20	3	0	0	13	23	.291	10	1	20	1	.344	0	0	1-2	15	33	5	.906

*At Vanderbilt

CAREER STATS

#25 CHASE RENNER RHP R/R FR. 6-4/190 ALBURTIS, PA.

Year	ERA	W-L	APP	GS	CG	SHO	SV	IP	H	R	ER	BB	SO	2B	3B	HR	BF	BAA	WP	HBP	BK	SFA	SHA
2022	4.50	2-1	9	1	0	0/0	1	12.0	9	6	6	10	15	3	0	0	55	.214	3	1	0	0	2
TOTAL	4.50	2-1	9	1	0	0/0	1	112.0	9	6	6	10	15	3	0	0	55	.214	3	1	0	0	2

#11 CHAD ROGERS RHP R/R SO. 6-5/220 MENTOR, OHIO

Year	ERA	W-L	App	GS	CG	SHO	SV	IP	H	R	ER	BB	SO	2B	3B	HR	BF	B/Avg	WP	HBP	BK	SFA	SHA
2021	13.50	1-0	3	0	0	0/0	0	4.0	8	6	6	7	1	2	0	0	25	.471	0	0	1	1	0
2022	13.50	0-0	5	0	0	0/0	0	6.2	14	10	10	7	4	1	1	0	41	.452	2	1	0	2	0
TOTAL	13.50	1-0	8	0	0	0/0	0	10.2	22	16	16	14	5	3	1	0	66	.458	2	1	1	3	0

#20 BLAISE SCLAFANI RHP R/R SR. 6-6/200 SOUDERTON, PA.

Year	ERA	W-L	App	GS	CG	SHO	SV	IP	H	R	ER	BB	SO	2B	3B	HR	BF	B/Avg	WP	HBP	BK	SFA	SHA
2019*	4.42	1-0	12	0	0	0/0	0	18.1	12	11	9	19	14	2	0	1	60	.200	2	6	0	3	0
2020*	4.76	0-0	4	0	0	0/0	0	5.2	5	4	3	2	5	0	0	0	20	.250	3	2	0	0	0
2021	18.00	0-0	2	0	0	0/0	0	1.0	2	2	2	4	1	0	0	0	10	.500	2	1	0	1	0
2022	0.00	0-0	4	0	0	0/0	0	1.1	2	1	0	3	1	0	0	1	9	.400	0	1	0	0	0
TOTAL	4.78	1-0	22	0	0	0/0	0	26.1	21	18	14	28	21	2	0	0	99	.368	7	10	0	4	0

*At UMass Lowell

#36 TYLER SHINGLEDECKER LHP R/L SR. 6-3/185 HUNTERSVILLE, N.C.

Year	ERA	W-L	App	GS	CG	SHO	SV	IP	H	R	ER	BB	SO	2B	3B	HR	BF	B/Avg	WP	HBP	BK	SFA	SHA
2019	4.43	1-1	19	2	0	0/1	1	40.2	31	27	20	27	44	8	1	3	185	.207	4	6	0	1	1
2020	0.64	0-0	5	0	0	0/0	0	14.0	3	1	1	2	20	1	0	0	49	.067	1	1	0	0	1
2021	6.00	2-2	16	1	0	0/1	1	27.0	20	21	18	16	38	3	3	2	123	.196	3	4	0	1	0
2022	3.00	4-2	14	0	0	0/1	1	27.0	27	12	9	7	36	4	1	2	116	.252	3	1	0	0	1
TOTAL	3.98	7-5	54	3	0	0/3	3	108.2	81	61	48	52	138	16	5	7	473	.200	11	12	0	2	3

#41 JOSH SPIEGEL C/1B R/R R-JR. 6-3/206 JEANNETTE, PA.

Year	Avg	GP-GS	AB	R	H	2B	3B	HR	RBI	TB	SLG%	BB	HBP	SO	GDP	OB%	SF	SH	SB-ATT	PO	A	E	FLD%	
2019*																								
2020*	.500	3-0	4	0	2	0	0	0	1	2	.500	0	0	1	0	.500	0	0	0-0	7	0	0	1.000	
2021	.261	38-38	134	19	35	10	1	4	22	59	.440	10	2	43	3	.320	1	2	1-1	134	12	4	.973	
2022	.295	37-35	132	18	39	12	1	5	24	68	.515	13	1	42	3	.358	2	0	0-0	222	7	8	.966	
TOTAL	.281	78-73	270	37	76	22	2	9	47	128	.478	23	3	86	6	.341	3	2	1-1	363	19	12	.970	

#30 ANTHONY STEELE LHP/1B/OF L/L FR. 6-4/225 SHELTON, CONN.

Year	ERA	W-L	APP	GS	CG	SHO	SV	IP	H	R	ER	BB	SO	2B	3B	HR	BF	BAA	WP	HBP	BK	SFA	SHA
2022	18.69	0-0	6	1	0	0/0	0	4.1	9	10	9	7	8	0	1	0	34	.391	2	4	0	0	0
TOTAL	18.69	0-0	6	1	0	0/0	0	4.1	9	10	9	7	8	0	1	0	34	.391	2	4	0	0	0

Year	Avg	GP-GS	AB	R	H	2B	3B	HR	RBI	TB	SLG%	BB	HBP	SO	GDP	OB%	SF	SH	SB-ATT	PO	A	E	FLD%
2022	.250	27-22	76	5	19	1	1	1	7	25	.329	8	1	20	1	.329	0	0	1-1	31	0	2	.939
TOTAL	.250	27-22	76	5	19	1	1	1	7	25	.329	8	1	20	1	.329	0	0	1-1	31	0	2	.939

CAREER STATS

#9 CONNOR THRONEBERRY RHP/IF R/R FR. 6-6/230 ST. LOUIS, MO.

Year	ERA	W-L	APP	GS	CG	SHO	SV	IP	H	R	ER	BB	SO	2B	3B	HR	BF	BAA	WP	HBP	BK	SFA	SHA
2022	-	-	-	-	-	-	-	-	-	-	-	-	-	-	-	-	-	-	-	-	-	-	-
TOTAL	-	-	-	-	-	-	-	-	-	-	-	-	-	-	-	-	-	-	-	-	-	-	-

Year	Avg	GP-GS	AB	R	H	2B	3B	HR	RBI	TB	SLG%	BB	HBP	SO	GDP	OB%	SF	SH	SB-ATT	PO	A	E	FLD%
2022	.333	3-0	3	1	1	0	0	0	0	1	.333	0	0	2	0	.333	0	0	0-0	3	0	0	1.000
TOTAL	.333	3-0	3	1	1	0	0	0	0	1	.333	0	0	2	0	.333	0	0	0-0	3	0	0	1.000

#12 KELLAN TULIO LHP L/L JR. 6-2/215 EMMAUS, PA.

Year	ERA	W-L	App	GS	CG	SHO	SV	IP	H	R	ER	BB	SO	2B	3B	HR	BF	B/Avg	WP	HBP	BK	SFA	SHA
2020*	6.75	0-0	4	0	0	0/0	0	2.2	4	2	2	2	2	0	0	0	13	.364	0	0	1	0	0
2021*	15.43	0-0	4	0	0	0/0	0	2.1	3	4	4	3	1	0	0	0	14	.300	1	1	0	0	0
2022	3.90	2-2	10	8	0	0/0	1	27.2	22	18	12	18	33	5	0	1	127	.216	3	4	0	1	2
TOTAL	4.96	2-2	18	8	0	0/0	1	32.2	29	24	18	23	36	5	0	1	154	.236	4	5	0	1	2

*At Louisville

#14 MATT WOOD C L/R JR. 5-10/190 GIBSONIA, PA.

Year	Avg	GP-GS	AB	R	H	2B	3B	HR	RBI	TB	SLG%	BB	HBP	SO	GDP	OB%	SF	SH	SB-ATT	PO	A	E	FLD%
2020	.314	14-13	51	4	16	1	0	0	5	17	.333	7	1	12	2	.407	0	0	1-1	78	4	2	.976
2021	.295	39-39	139	22	41	10	1	4	21	65	.468	19	3	25	3	.384	3	1	1-5	218	14	4	.983
2022	.412	36-36	131	31	54	11	3	6	33	88	.679	17	3	15	4	.474	5	3	4-6	263	20	7	.976
TOTAL	.346	89-88	321	57	111	22	4	10	59	170	.533	43	7	52	9	.425	8	4	6-12	559	38	13	.979

HEAD COACH ROB COOPER



16

ROB COOPER
MIAMI (FLA.), 1994
OVERALL: 450-466 (17TH YR)
PSU: 164-236 (9TH YR)

Head Coach

The 2022 baseball season is Rob Cooper's ninth as head coach of the Nittany Lion baseball program. Cooper was selected as the 14th head baseball coach in Penn State history on August 9, 2013. Not shy about stating his ultimate goal of returning Penn State to Omaha in June, the Lions have made significant strides under his leadership.

Under his tutelage, 11 players have been drafted and 12 total have signed with MLB teams in the last four seasons with a full draft. However, his strong belief in the first part of the term "student-athlete" is perhaps the top reason he has proven to be an excellent fit at Penn State. Even with state-of-the-art facilities, the chance to take on elite competition and a program history that includes five trips to the College World Series, Cooper cites the value of a Penn State degree as one of the top reasons to play baseball at Penn State.

The Nittany Lions finished the 2021 season with an 18-24 record, playing against exclusively Big Ten opponents. The wins included a 3-2 victory over No. 18 Michigan on March 26 and a series sweep over Michigan State in which Penn State out-scored the Spartans, 39-13. The Nittany Lions also won two series against Rutgers. Penn State scored 10 or more runs in six games, Penn State's most against Big Ten opponents since 2008 (8) and the most in a season since 2016.

Penn State led the Big Ten in doubles (93) and doubles per game (2.21), ranking 10th in the country in doubles per game. The Nittany Lions sat third in the conference in batting average (.269). Penn State hit 34 home runs, its most since 2012, and had five players with four or more homers.

Sophomore Matt Wood collected Second Team All-Big Ten honors, batting .295 with four homers and 21 RBI. Wood became the fifth All-Big Ten selection under Cooper. Senior Gavin Homer led the Nittany Lions with a .310 batting average, a .429 on-base percentage and tied with Johnny Piacentino for the team-lead in runs (30). Junior Justin Williams hit .302 and paced Penn State with 48 hits. Piacentino led the squad with eight homers and 32 RBI to go with a team-best .525 slugging percentage.

Senior Kyle Virbitsky paced the Penn State rotation with a 4.17 ERA, five wins, 77.2 innings pitched and 88 strikeouts. Virbitsky ranked seventh in the Big Ten in strikeouts and third in strikeout-to-walk ratio (4.40). His 88 strikeouts are tied for the 10th-most in a season at Penn State. Senior Conor Larkin earned three wins and 69 strikeouts in 63.2 innings and fellow senior Bailey Dees was responsible for four wins and 53 strikeouts in 66 innings.

The Nittany Lions continued their success in the classroom with a program-record 19 players earning Academic All-Big Ten accolades.

Penn State had four players drafted from the 2021 squad. Larkin was selected in the ninth round (272nd overall) by the Toronto Blue Jays. Williams was a 17th round selection (508th overall) by the Houston Astros and Kyle Virbitsky followed, being selected 518th overall by the Oakland A's. Bailey Dees was drafted in the 18th round (543rd overall) by the New York Yankees. All three members of the starting rotation were drafted, making Penn State one of only four schools to accomplish that in 2021.

It marked the third time in program history that Penn State had four or more players selected in a single year and the second time that Penn State had three pitchers selected in a draft. The Nittany Lions have had eight pitchers drafted since 2016. The four selections were double of any other Pennsylvania school and three of the draftees are Pennsylvania natives.

Penn State was off to a 10-5 start in 2020 before the COVID-19 pandemic canceled the remainder of the season. Penn State was among the conference leaders offensively, ranking second in on-base percentage (.394), slugging (.422), triples (7), doubles (30), third in batting average (.289) and walks (77), and fourth in scoring (6.7 runs/game) and runs (100). On the mound, Penn State ranked sixth in the NCAA with a 1.01 WHIP and also eighth with a 2.16 team ERA. The Nittany Lions also ranked 15th with 6.33 hits allowed per nine innings and 18th with a 3.63 strikeout-to-walk ratio.

Penn State baseball's trip to Cuba prior to the 2016 season is perhaps the best example of Cooper's commitment to the first part of the "student-athlete" term. The Nittany Lions attended academic lectures and toured Havana, becoming the first NCAA Division I team to compete against a Cuban National Series team, the first U.S. team at any level to defeat a Cuban National Series team, the first U.S. baseball team to play in Cuba since restoration of diplomatic ties with Cuba, the second NCAA team to play in Cuba since restoration of diplomatic ties (Coastal Carolina men's basketball, August 2015) and the fifth NCAA Division I baseball team to compete in post-revolutionary Cuba. The harmony between academics and athletics was on full display, as multiple Penn State professors and a group of journalism students also joined the travel party.

The rare, once-in-a-lifetime experience helped bring a young Penn State team together, and the Lions went on to earn their first winning record (overall and in conference) since 2012. The starting lineup included at least three freshmen in all but six games and five to six freshmen in 19 games, and took on nine eventual NCAA tournament teams, including a three-game series at home against College World Series participant TCU. The Lions' 28 wins were a 10-win improvement over the previous season, and its 12 Big Ten wins doubled the 2015 total. Haley and Anderson were the first drafted out of Penn State since 2012, and Anderson and senior outfielder Greg Guers became the program's first All-Big Ten picks also since 2012. Pitcher Justin Hagenman became Penn State's first Louisville Slugger Freshman All-American since 1997.

Shortly after Cooper accepted the PSU head coaching position in 2014, the California native traveled to Taichung, Taiwan to serve as the head coach of USA Baseball's 18U National Team at the IBAF U18 World Cup. Cooper steered Team USA to an 8-1 record in World Cup play, including seven consecutive victories to win the gold medal.

Not long after the triumph in Taiwan, Cooper received one of the highest honors bestowed in the profession, as he was announced as the Rod Dedeaux USA Baseball Coach of the Year. With the honor, Cooper became just the 16th individual in the award's history to receive the accolade, joining the likes of Scott Brosius, Davey Johnson and Tommy Lasorda.

Cooper was also a member of the coaching staff for the 2007 and 2009 USA College National teams. The 2007 team earned a silver medal at the Pan Am Games in Rio de Janeiro, Brazil. Fourteen of the 20 players on the 2007 team reached the Major Leagues, including 2013 All-Star Pedro Alvarez. Fourteen of the 22 members of the 2009 team also reached the Major Leagues, including three-time All-Star Gerrit Cole.

Cooper brought an accomplished resume to Penn State that included three NCAA Tournament appearances as a head coach at Wright State and five more at various stops as an assistant coach, including two trips to the College World Series with Miami (Florida). Cooper was twice named the Horizon League Coach of the Year and guided Wright State to three league tournament championships and two regular-season championships after the team suffered six losing seasons in the seven years before his arrival.

Cooper began his coaching career at national power Miami, spending two seasons (1994-95) as a student/graduate assistant on the Hurricanes' staff. While at Miami, Cooper helped the Hurricanes to College World Series berths in 1994 and 1995. Cooper spent the 1996 season as an assistant and team academic coordinator at Wake Forest, then moved on to Tulane for the next two seasons, serving as the Green Wave's hitting coach. In 1997, the Green Wave won the Conference USA regular-season crown, and in 1998, they advanced to the NCAA Tournament. Cooper left Tulane following the 1998 season and returned to Sacramento City College, where he starred in the early 1990's before lettering at Miami in 1993.

Along with his college coaching experience, Cooper also was an associate scout for the Los Angeles Dodgers from 1990-92 and has been selected to four coaching stints with USA Baseball in 2000, 2007, 2009 and 2013.

Cooper earned his bachelor's degree in psychology from Miami in 1994 and a master's in sports sciences/administration from Miami in 1996. He is married to his wife, Maureen, and has two sons, Jake and Tyson, who are both current members of the Penn State baseball team.

OVERALL STATS

The Automated ScoreBook
 Overall Statistics for Penn State (as of Apr 24, 2022)
 (All games Sorted by Batting avg)

Record: 17-20 Home: 8-6 Away: 4-9 Neutral: 5-5 Conference: 7-8

Player	avg	gp-gs	ab	r	h	2b	3b	hr	rbi	tb	slg%	bb	hp	so	gdp	ob%	sf	sh	sb-att	po	a	e	fld%
14 Wood, Matt	.412	36-36	131	31	54	11	3	6	33	89	.679	17	3	15	4	.474	5	3	4-6	263	20	7	.976
1 Harry, Jay	.311	37-37	148	25	46	6	2	4	17	68	.459	9	4	19	0	.364	1	0	3-6	41	104	5	.967
41 Spiegel, Josh	.295	37-35	132	18	39	12	1	5	24	68	.515	13	1	42	3	.358	2	0	0-0	222	7	8	.966
3 Bartels, Cole	.287	37-37	143	22	41	7	0	2	15	54	.378	16	4	14	1	.370	2	0	3-4	150	7	2	.987
2 Hannon, Kyle	.279	19-17	61	8	17	5	1	0	8	24	.393	6	2	14	3	.362	0	0	2-2	22	37	7	.894
22 Piacentino, Johnny	.250	24-24	92	12	23	1	2	2	12	34	.370	8	0	26	3	.301	3	1	1-1	34	0	1	.971
7 Pittaro, C.J.	.250	27-22	76	14	19	3	0	0	10	22	.289	10	1	20	1	.345	0	0	1-2	15	32	5	.904
30 Steele, Anthony	.250	25-21	76	5	19	1	1	1	7	25	.329	8	1	20	1	.329	0	0	1-1	31	0	2	.939
35 Gerlott, Billy	.218	37-34	124	15	27	7	1	3	17	45	.363	10	5	37	2	.300	1	0	3-5	46	2	0	1.000
13 Kelley, Tayven	.190	33-30	116	10	22	2	1	0	14	26	.224	4	1	46	4	.223	0	0	1-2	59	1	4	.938
9 Throneberry, Connor	.333	3-0	3	1	1	0	0	0	0	1	.333	0	0	2	0	.333	0	0	0-0	3	0	0	1.000
40 Kailher, Ben	.241	22-16	54	8	13	0	0	0	2	13	.241	12	2	12	0	.397	0	0	3-5	19	42	4	.938
19 Cease, Derek	.163	24-11	43	7	7	1	0	0	1	8	.186	5	0	11	1	.250	0	0	1-1	22	44	5	.930
4 Cooper, Tyson	.138	14-9	29	3	4	0	0	0	0	4	.138	5	0	5	0	.265	0	2	0-2	43	10	2	.964
23 Cooper, Jake	.000	8-4	14	0	0	0	0	0	0	0	.000	0	0	6	0	.000	0	1	0-0	1	10	1	.917
15 Franks, Brendan	.000	8-0	4	0	0	0	0	0	0	0	.000	1	0	1	1	.200	0	0	0-0	0	0	0	.000
46 Burke, Noah	.000	5-0	4	0	0	0	0	0	0	0	.000	1	1	3	0	.333	0	0	0-0	0	0	0	.000
34 Paltridge, Richie	.000	1-0	1	0	0	0	0	0	0	0	.000	0	0	1	0	.000	0	0	0-0	1	0	0	1.000
Totals	.265	37	1251	179	332	56	12	23	160	481	.384	125	25	294	24	.341	14	7	23-37	984	362	59	.958
Opponents	.272	37	1286	245	350	55	16	18	208	491	.382	172	44	359	26	.374	13	23	47-55	972	370	34	.975

LOB - Team (271), Opp (309). DPs turned - Team (29), Opp (25). IBB - Team (1), Wood, M. 1, Opp (2). Picked off - Kelley, T. 1, Pittaro, CJ 1, Cease, D. 1, Hannon, K. 1.

(All games Sorted by Earned run avg)

Player	era	w-l	app	gs	cg	sho	sv	ip	h	r	er	bb	so	2b	3b	hr	b/avg	wp	hp	bks	sfa	sha
33 Luensmann, Travis	3.86	2-2	10	8	0	0/0	1	46.2	45	27	20	22	55	1	3	3	.253	3	4	0	3	3
49 DeMell, Ben	0.00	0-0	1	0	0	0/0	0	1.2	1	0	0	3	2	0	0	0	.167	0	1	0	0	0
20 Sclafani, Blaise	0.00	0-0	4	0	0	0/0	0	1.1	2	1	0	3	1	0	0	1	.400	0	1	0	0	0
19 Cease, Derek	0.00	0-0	1	0	0	0/0	0	1.0	1	1	0	3	1	0	0	0	.250	0	0	0	0	0
36 Shingledecker, Tyler	3.00	4-2	14	0	0	0/1	1	27.0	27	12	9	7	36	4	1	2	.252	3	1	0	0	1
12 Tulio, Kellan	3.90	2-2	10	8	0	0/0	1	27.2	22	18	12	18	33	5	0	1	.216	3	4	0	1	2
25 Renner, Chase	4.50	2-1	9	1	0	0/0	1	12.0	9	6	6	10	15	3	0	0	.214	3	1	0	0	2
21 Miller, Steven	5.00	2-2	13	2	0	0/0	1	27.0	33	16	15	8	26	5	1	1	.300	2	2	0	1	0
18 Mellott, Mason	5.10	2-4	14	4	0	0/1	2	30.0	29	19	17	13	26	4	2	2	.252	3	3	0	1	5
29 Kohls, Carson	5.14	1-0	11	1	0	0/0	0	21.0	21	13	12	13	20	1	2	0	.280	3	4	0	0	2
24 Henline, Jaden	5.20	0-2	12	4	0	0/1	3	36.1	41	27	21	12	40	11	2	3	.287	5	2	0	1	1
37 Morales, Jordan	5.40	2-0	17	0	0	0/0	0	23.1	30	19	14	8	34	5	1	2	.306	4	1	3	0	3
27 Molsky, Tommy	6.00	0-5	11	8	0	0/0	1	36.0	38	36	24	16	33	7	1	3	.260	6	8	0	2	2
31 Partridge, Ryan	6.46	0-0	14	0	0	0/0	0	15.1	14	11	11	10	15	4	1	0	.250	2	4	0	2	1
17 Gregory, Seneca	10.80	0-0	6	0	0	0/0	0	6.2	10	9	8	4	7	2	0	0	.345	1	2	0	0	1
11 Rogers, Chad	13.50	0-0	5	0	0	0/0	0	6.2	14	10	10	7	4	1	1	0	.452	2	1	0	2	0
10 Folds, Tanner	14.73	0-0	6	0	0	0/0	0	3.2	2	7	6	6	3	1	0	0	.154	1	1	0	0	0
30 Steele, Anthony	18.69	0-0	6	1	0	0/0	0	4.1	9	10	9	7	8	0	1	0	.391	2	4	0	0	0
8 DeMarco, Patrick	81.00	0-0	1	0	0	0/0	0	0.1	2	3	3	2	0	1	0	0	.667	1	0	0	0	0
Totals	5.41	17-20	37	37	0	1/1	11	328.0	350	245	197	172	359	55	16	18	.272	44	44	3	13	23
Opponents	4.44	20-17	37	37	0	1/1	7	324.0	332	179	160	125	294	56	12	23	.265	27	25	10	14	7

PB - Team (9), Wood, M. 5, Cooper, T. 2, Spiegel, J. 2, Opp (7). Pickoffs - Team (4), Kohls, C. 2, Mellott, M. 1, Miller, S. 1, Opp (3). SBA/ATT - Wood, M. (37-44), Luensmann, T (7-9), Spiegel, J. (9-9), Tulio, K. (6-6), Molsky, T. (5-5), Miller, S. (5-5), Mellott, M. (5-5), Kohls, C. (4-5), Henline, J. (2-4), Steele, A. (3-3), Shingledeck (3-3), Rogers, C. (2-2), Cooper,

CONFERENCE STATS

The Automated ScoreBook
 Conference statistics for Penn State (as of Apr 24, 2022)
 (Conference games only Sorted by Batting avg)

Record: 7-8 Home: 3-3 Away: 4-5 Conference: 7-8

Player	avg	gp-gs	ab	r	h	2b	3b	hr	rbi	tb	slg%	bb	hp	so	gdp	ob%	sf	sh	sb-att	po	a	e	fld%
14 Wood, Matt	.473	15-15	55	9	26	5	2	2	16	41	.745	4	1	6	0	.477	5	2	2-3	135	13	1	.993
1 Harry, Jay	.317	15-15	60	12	19	3	2	3	6	35	.583	2	2	10	0	.354	1	0	0-2	21	39	1	.984
7 Pittaro, C.J.	.308	12-11	39	8	12	2	0	0	4	14	.359	5	0	9	1	.386	0	0	0-0	7	16	3	.885
41 Spiegel, Josh	.250	15-14	56	7	14	4	1	3	13	29	.518	3	1	18	0	.295	1	0	0-0	66	1	0	1.000
40 Kailher, Ben	.250	10-9	32	3	8	0	0	0	2	8	.250	5	0	8	0	.351	0	0	1-2	12	23	3	.921
3 Bartels, Cole	.241	15-15	58	10	14	3	0	1	3	20	.345	6	2	5	1	.328	1	0	1-1	76	4	2	.976
22 Piacentino, Johnny	.241	15-15	58	9	14	0	2	2	8	24	.414	5	0	18	2	.292	2	0	0-0	25	0	1	.962
13 Kelley, Tayven	.222	12-9	36	5	8	2	1	0	6	12	.333	2	0	18	0	.263	0	0	1-1	14	0	1	.933
30 Steele, Anthony	.200	11-8	30	1	6	0	0	0	3	6	.200	4	0	8	1	.294	0	0	0-0	0	0	0	.000
35 Gerlott, Billy	.160	15-13	50	9	8	2	1	3	8	21	.420	3	1	13	1	.218	1	0	2-2	19	1	0	1.000
19 Cease, Derek	.130	12-7	23	4	3	0	0	0	1	3	.130	3	0	8	1	.231	0	0	0-0	11	26	5	.881
4 Cooper, Tyson	.154	7-4	13	1	2	0	0	0	0	2	.154	2	0	3	0	.267	0	0	0-0	6	6	2	.857
2 Hannon, Kyle	.000	1-0	2	0	0	0	0	0	0	0	.000	0	0	2	0	.000	0	0	0-0	0	0	0	.000
15 Franks, Brendan	.000	3-0	1	0	0	0	0	0	0	0	.000	0	0	0	1	.000	0	0	0-0	0	0	0	.000
23 Cooper, Jake	.000	1-0	1	0	0	0	0	0	0	0	.000	0	0	0	0	.000	0	0	0-0	0	0	0	.000
46 Burke, Noah	.000	1-0	0	0	0	0	0	0	0	0	.000	1	0	0	0	1.000	0	0	0-0	0	0	0	.000
Totals	.261	15	514	78	134	21	9	14	70	215	.418	45	7	126	8	.322	11	2	7-11	399	152	22	.962
Opponents	.298	15	531	98	158	30	4	10	82	226	.426	63	20	142	10	.389	6	11	24-31	402	155	12	.979

LOB - Team (99), Opp (134). DPs turned - Team (11), Opp (8). IBB - Team (0), Opp (2).

(Conference games only Sorted by Earned run avg)

Player	era	w-l	app	gs	cg	sho	sv	ip	h	r	er	bb	so	2b	3b	hr	b/avg	wp	hp	bks	sfa	sha
33 Luensmann, Travis	1.21	2-0	5	3	0	0/0	1	22.1	16	5	3	9	23	0	0	0	.205	2	3	0	2	1
18 Mellott, Mason	5.28	1-2	7	0	0	0/0	1	15.1	17	9	9	6	13	1	1	2	.274	3	1	0	0	3
21 Miller, Steven	6.46	2-1	7	2	0	0/0	0	15.1	23	11	11	5	12	4	0	1	.354	2	1	0	1	0
24 Henline, Jaden	6.53	0-1	5	4	0	0/0	0	20.2	26	17	15	9	19	10	1	2	.321	3	2	0	1	1
20 Sclafani, Blaise	0.00	0-0	1	0	0	0/0	0	0.1	0	0	0	0	1	0	0	0	.000	0	0	0	0	0
36 Shingledecker, Tyler	3.46	1-1	5	0	0	0/0	1	13.0	14	6	5	6	21	3	1	1	.259	3	1	0	0	0
12 Tulio, Kellan	4.05	1-1	5	3	0	0/0	1	13.1	13	12	6	11	20	3	0	1	.250	2	3	0	1	1
31 Partridge, Ryan	4.50	0-0	4	0	0	0/0	0	4.0	3	2	2	1	4	1	0	0	.200	0	1	0	0	0
29 Kohls, Carson	5.40	0-0	2	0	0	0/0	0	5.0	3	3	3	4	3	0	0	0	.188	0	1	0	0	1
37 Morales, Jordan	5.59	0-0	7	0	0	0/0	0	9.2	14	8	6	3	13	3	0	2	.333	4	0	3	0	2
25 Renner, Chase	6.75	0-1	3	1	0	0/0	0	4.0	7	3	3	0	3	2	0	0	.412	1	1	0	0	1
27 Molsky, Tommy	10.12	0-1	3	2	0	0/0	0	8.0	10	10	9	5	7	2	0	1	.323	4	4	0	1	1
17 Gregory, Seneca	36.00	0-0	1	0	0	0/0	0	1.0	5	4	4	1	1	0	0	0	.714	1	0	0	0	0
30 Steele, Anthony	40.50	0-0	1	0	0	0/0	0	0.2	2	3	3	2	1	0	0	0	.500	0	2	0	0	0
11 Rogers, Chad	99.00	0-0	1	0	0	0/0	0	0.1	5	5	5	1	1	1	1	0	.833	2	0	0	0	0
Totals	5.68	7-8	15	15	0	0/0	4	133.0	158	98	84	63	142	30	4	10	.298	27	20	3	6	11
Opponents	4.70	8-7	15	15	0	0/0	1	134.0	134	78	70	45	126	21	9	14	.261	12	7	4	11	2

PB - Team (2), Wood, M. 2, Opp (5). SBA/ATT - Wood, M. (23-30), Luensmann, T (5-7), Mellott, M. (5-5), Miller, S. (5-5), Henline, J. (2-4), Tulio, K. (4-4), Shingledeck (2-2), Spiegel, J. (1-1), Morales, J. (0-1), Gregory, S. (0-1), Molsky, T. (1-1), Renner, C. (0-1).

RADIO/TV ROSTER



1 Jay Harry
IF, So.



2 Kyle Hannon
IF/OF, So.



3 Cole Bartels
OF/IF, Gr.



4 Tyson Cooper
C/IF, R-So.



5 Carson Ertter
OF, Jr.



6 Joe Nastasi
RHP, So.



7 C.J. Pittaro
IF, So.



8 Patrick DeMarco
RHP, Fr.



9 Connor Throneberry
IF/RHP, Fr.



11 Chad Rogers
RHP, So.



12 Kellan Tulio
LHP, Jr.



13 Tayven Kelley
OF, Jr.



14 Matt Wood
C, Jr.



15 Brenden Franks
IF/RHP, Jr.



17 Seneca Gregory
RHP, Fr.



18 Mason Mellott
RHP, Gr.



19 Derek Cease
IF/RHP, Fr.



20 Blaise Sclafani
RHP, Sr.



21 Steven Miller
RHP, Sr.



22 Johnny Piacentino
OF, Jr.



23 Jake Cooper
IF, Fr.



24 Jaden Henline
RHP, So.



25 Chase Renner
RHP, Fr.



27 Tommy Molsky
RHP, Fr.



28 Hutch Gagnon
LHP, Sr.



29 Carson Kohls
RHP, So.



30 Anthony Steele
LHP/1B/OF, Fr.



31 Ryan Partridge
LHP, Jr.



33 Travis Luensmann
RHP, So.



34 Richie Paltridge
OF/IF, Gr.



35 Billy Gerlott
OF/IF, So.



36 Tyler Shingledecker
LHP, Sr.



37 Jordan Morales
LHP, Jr.



40 Ben Kailher
IF, Jr.



41 Josh Spiegel
C/1B, R-Jr.



44 Devin Fletcher
RHP, Fr.



46 Noah Burke
OF, Fr.



49 Ben DeMell
RHP/IF, Fr.