

NCAA Gymnastics Score Sheet

Teams: Home *Univ. of Nebraska

Visitor Ohio State Univ.

Date Mar 28, 2014

Place University of Nebraska

Attendance

601

Name		D	1	2	3	4	nd	AVE	Name		D	1	2	3	4	nd	AVE
FLOOR	1 Travis Gollott	507	5.70	8.60	8.70			14.350	1 Jeff Treleaven	623	6.00	9.00	8.90				14.950
	2 Josh Ungar	521	5.30	9.40	9.40			14.700	2 Jake Martin	609	6.10	9.30	9.20				15.350
	3 Wyatt Aycock	503	5.50	8.90	8.90			14.400	3 Sean Melton	612	6.00	8.80	8.90				14.850
	4 Andrew House	509	5.70	9.10	9.00			14.750	4 Jake Dastrup	603	6.20	7.90	8.10				14.200
	5 Grant Perdue	515	6.00	9.10	9.30			15.200	5 Danny Steiner	620	5.90	9.10	8.90				14.900

Floor Score: 73.400 Running Score: 73.400 Floor Score: 74.250 Running Score: 74.250

Pommel	1 Andrew House	509	4.90	8.80	8.70			13.650	1 Misha Koudinov	608	5.90	8.00	7.80				13.800
	2 C.J. Schaaf	517	5.10	8.30	8.10			13.300	2 Jake Martin	609	6.20	8.00	8.00				14.200
	3 Wyatt Aycock	503	5.50	8.70	8.70			14.200	3 Sean Melton	612	6.00	8.80	8.60				14.700
	4 Ethan Lottman	514	5.60	9.00	9.10			14.650	4 Jake Dastrup	603	6.00	8.20	8.40				14.300
	5 Eric Schryver	518	6.00	8.20	8.00			14.100	5 Michael Newburger	614	6.20	8.90	9.00				15.150

Pommel Score: 69.900 Running Score: 143.300 Pommel Score: 72.150 Running Score: 146.400

Rings	1 Grant Perdue	515	4.90	9.20	9.40			14.200	1 Alex Nork	615	5.70	9.20	8.90				14.750
	2 Zach Hedval	508	5.20	8.80	8.90			14.050	2 Jake Martin	609	5.50	8.70	8.70				14.200
	3 Austin Epperson	506	5.50	9.20	9.30			14.750	3 Sean Melton	612	5.70	9.20	9.20				14.900
	4 Donovan Arndt	502	5.60	9.30	9.10			14.800	4 Will Jeffrey	605	6.20	7.50	7.30				13.600
	5 Robbie Kocks	513	6.10	9.10	9.10			15.200	5 Drew Moling	613	6.30	8.50	8.60				14.850

Rings Score: 73.000 Running Score: 216.300 Rings Score: 72.300 Running Score: 218.700

Vault	1 Sam Chamberlain	505	5.20	9.40	9.40			14.600	1 Logan Melander	611	5.20	9.40	9.50				14.650
	2 Josh Ungar	521	5.20	9.20	9.30			14.450	2 Jake Dastrup	603	5.60	9.00	8.80				14.500
	3 Wyatt Aycock	503	5.20	9.50	9.60			14.750	3 Jeff Treleaven	623	5.60	9.20	9.20				14.800
	4 C.J. Schaaf	517	5.20	9.50	9.50			14.700	4 Jake Martin	609	5.60	9.50	9.40				15.050
	5 Grant Perdue	515	5.60	9.20	9.10			14.750	5 Sean Melton	612	5.60	9.20	9.10				14.750

Vault Score: 73.250 Running Score: 289.550 Vault Score: 73.750 Running Score: 292.450

P Bars	1 Louis Klein	511	5.30	9.40	9.40			14.700	1 Danny Steiner	620	5.80	8.60	8.80				14.500
	2 Austin Epperson	506	5.10	9.20	9.20			14.300	2 Misha Koudinov	608	6.10	8.60	8.50				14.650
	3 Eric Schryver	518	5.30	9.30	9.30			14.600	3 Jake Martin	609	5.80	8.50	8.70				14.400
	4 Wyatt Aycock	503	5.60	7.70	7.80			13.350	4 Sean Melton	612	6.30	9.20	9.10				15.450
	5 Sam Chamberlain	505	5.50	9.20	9.30			14.750	5 Jake Dastrup	603	5.90	9.10	9.10				15.000

P. Bar Score: 71.700 Running Score: 361.250 P. Bar Score: 74.000 Running Score: 366.450

H Bars	1 Antonio Castro	504	4.00	6.70	6.80			10.750	1 Alex Johnson	606	6.00	9.20	8.90				15.050
	2 Louis Klein	511	5.70	8.40	8.20			14.000	2 Alex Nork	615	6.10	8.20	8.50				14.450
	3 Josh Ungar	521	5.60	7.60	7.30			13.050	3 Misha Koudinov	608	5.90	8.70	8.60				14.550
	4 Austin Epperson	506	5.50	9.20	9.00			14.600	4 Jake Martin	609	6.40	9.10	9.00				15.450
	5 Eric Schryver	518	5.50	9.10	8.90			14.500	5 Sean Melton	612	6.10	9.10	8.90				15.100

H. Bar Score: 66.900 Running Score: 428.150 H. Bar Score: 74.600 Running Score: 441.050

Final Team Score: 428.150

Final Team Score: 441.050

All-Arounders

FX	Aycock					
	14.400					
PH						
	14.200					
SR						
	14.700					
VT						
	14.750					
PB						
	13.350					
HB						
	12.950					
AA						
	84.350					

All-Arounders

	Martin	Melton				
	15.350	14.850				
	14.200	14.700				
	14.200	14.900				
	15.050	14.750				
	14.400	15.450				
	15.450	15.100				
	88.650	89.750				

Judge's Signatures * FX Juha Tanskanen * PH Ron Hill * SR Tom Dunn * VT Bob Whitney * PB Larry Byerly * HB Butch Zurich

* Head Judge FX Don Osborn, Aaron Fortuna PH Jeremy Bourdette, CJ John SR Tom Varner, Bear Danley VT Dave Contreras, Russ You PB Chris Adams, Mike Hoskov HB Jonathan Conrad, Clay Stro

Coach's Signature _____ Coach's Signature _____

NCAA Gymnastics Score Sheet

Teams: Home Penn State Univ.

Visitor Univ. of Illinois

Date Mar 28, 2014

Place University of Nebraska

Attendance

601

		D					nd							D					nd						
Name			1	2	3	4	AVE					Name			1	2	3	4	AVE						
FLOOR	1	Craig Hernandez	710	5.70	8.90	9.00						14.650	1	Joey Peters	111	5.50	8.40	8.60						14.000	
	2	Wasef Burbar	702	5.70	8.60	8.50						14.250	2	Fred Hartville	106	5.40	9.20	9.20							14.600
	3	Matthew Felleman	708	5.80	9.00	9.10						14.850	3	Alex Varga	118	5.90	8.90	9.10							14.900
	4	Alexis Torres	718	5.90	8.80	9.00						14.800	4	C.J. Maestas	107	6.50	9.00	9.00							15.500
	5	Trevor Howard	711	6.80	8.40	8.30						15.150	5	Chandler Eggleston	103	6.30	9.00	9.00							15.300

Floor Score: 73.700 Running Score: 73.700 Floor Score: 74.300 Running Score: 74.300

POMMEL	1	Leroy Clarke, Jr.	704	5.70	8.20	8.40						14.000	1	Logan Bradley	102	5.70	8.40	8.40						14.100	
	2	Néstor Rodríguez	716	5.90	8.30	8.30						14.200	2	Cole Smith	114	5.50	8.10	8.00							13.550
	3	Adrian Evans	707	5.90	8.30	8.50						14.300	3	Jacob Tilsley	116	5.80	8.80	8.90							14.650
	4	Preston Gall	709	5.60	8.20	8.30						13.850	4	Matt Foster	104	6.20	8.40	8.20							14.500
	5	Craig Hernandez	710	6.30	8.80	8.80						15.100	5	Chad Mason	109	5.90	9.00	9.10							14.950

Pommel Score: 71.450 Running Score: 145.150 Pommel Score: 71.750 Running Score: 146.050

RINGS	1	Craig Hernandez	710	5.50	8.80	8.70						14.250	1	Joey Peters	111	6.10	9.20	9.00						15.200	
	2	Leroy Clarke, Jr.	704	5.70	8.90	8.90						14.600	2	Cameron Rogers	112	5.30	9.30	9.20							14.550
	3	Néstor Rodríguez	716	6.20	8.70	8.70						14.900	3	Andrew Margolis	108	5.50	9.50	9.40							14.950
	4	Alexis Torres	718	6.60	7.90	8.00						14.550	4	Mike Wilner	119	6.20	8.50	8.70							14.800
	5	Trevor Howard	711	6.40	9.40	9.20						15.700	5	C.J. Maestas	107	6.90	9.10	8.90							15.900

Rings Score: 74.000 Running Score: 219.150 Rings Score: 75.400 Running Score: 221.450

VAULT	1	Alexis Torres	718	5.20	9.50	9.40						14.650	1	Alex Varga	118	5.20	9.20	9.30						14.450	
	2	Matthew Felleman	708	5.60	9.40	9.30						14.950	2	Cameron Rogers	112	4.00	9.30	9.30							13.300
	3	Néstor Rodríguez	716	5.60	9.40	9.50						15.050	3	C.J. Maestas	107	5.20	9.40	9.50							14.650
	4	Trevor Howard	711	5.60	9.60	9.50						15.150	4	Fred Hartville	106	5.60	9.10	9.00							14.650
	5	Tristan Duverglas	706	6.00	9.30	9.30						15.300	5	Chandler Eggleston	103	5.60	9.30	9.20							14.850

Vault Score: 75.100 Running Score: 294.250 Vault Score: 71.900 Running Score: 293.350

P.BAR	1	Leroy Clarke, Jr.	704	5.80	9.00	8.80						14.700	1	Cameron Rogers	112	5.00	8.30	8.10						13.200	
	2	Wasef Burbar	702	5.60	9.00	8.90						14.550	2	Joey Peters	111	5.40	7.70	8.00							13.250
	3	Preston Gall	709	5.70	8.60	8.50						14.250	3	Max Mayr	110	5.60	8.80	8.70							14.350
	4	Néstor Rodríguez	716	6.00	9.30	9.30						15.300	4	C.J. Maestas	107	5.70	8.40	8.40							14.100
	5	Trevor Howard	711	6.10	9.10	8.90						15.100	5	Jordan Valdez	117	5.80	9.50	9.50							15.300

P. Bar Score: 73.900 Running Score: 368.150 P. Bar Score: 70.200 Running Score: 363.550

H.BAR	1	Matthew Felleman	708	6.20	8.50	8.60						14.750	1	Joey Peters	111	4.90	8.50	8.30						13.300	
	2	Wasef Burbar	702	6.40	8.70	8.40						14.950	2	Max Mayr	110	5.30	9.10	9.00							14.350
	3	Néstor Rodríguez	716	6.00	6.70	6.50						12.600	3	Chandler Eggleston	103	5.40	9.40	9.20							14.700
	4	Trevor Howard	711	5.70	8.60	8.60						14.300	4	C.J. Maestas	107	5.70	8.80	8.50							14.350
	5	Alexis Torres	718	5.50	7.70	7.80						13.250	5	Jordan Valdez	117	6.00	9.20	9.00							15.100

H. Bar Score: 69.850 Running Score: 438.000 H. Bar Score: 71.800 Running Score: 435.350

Final Team Score: 438.000

Final Team Score: 435.350

All-Arounders

All-Arounders

	Howard	Torres											Maestas									
FX	15.150	14.800											15.500									
PH	11.800	13.700											13.450									
SR	15.700	14.550											15.900									
VT	15.150	14.650											14.650									
PB	15.100	14.700											14.100									
HB	14.300	13.250											14.350									
AA	87.200	85.650											87.950									

Judge's Signatures * FX * PH * SR * VT * PB * HB

Juha Tanskanen
Ron Hill
Tom Dunn
Bob Whitney
Larry Byerly
Butch Zurich

* Head Judge

FX
PH
SR
VT
PB
HB

Don Osborn, Aaron Fortuna
Jeremy Bourdette, CJ John
Tom Varner, Bear Danley
Dave Contreras, Russ You
Chris Adams, Mike Hoskov
Jonathan Conrad, Clay Stro

Coach's Signature _____ Coach's Signature _____

NCAA Gymnastics Score Sheet

Teams: Home Univ. of Iowa Visitor Univ. of Michigan

Date Mar 28, 2014 Place University of Nebraska Attendance 601

Name		D	1	2	3	4	nd	AVE	Name		D	1	2	3	4	nd	AVE
F L O O R	1 Lance Alberhasky 201	5.50	8.00	7.80				13.400	1 Anthony Stefanelli 321	6.20	8.60	8.40					14.700
	2 Jack Boyle 204	5.60	8.70	8.80				14.350	2 Jordan Gaarenstroom 309	5.80	8.90	8.90					14.700
	3 Cyrus Dobre-Mofid 206	5.50	9.10	9.10				14.600	3 Tristian Perez-Rivera 318	6.10	8.70	8.90					14.900
	4 Matt Loochtan 210	6.00	8.20	8.00				14.100	4 Syque Caesar 303	5.80	8.90	9.00					14.750
	5 Matt McGrath 211	6.00	9.10	9.00				15.050	5 Sam Mikulak 315	6.50	9.30	9.10					15.700

Floor Score: **71.500** Running Score: **71.500** Floor Score: **74.750** Running Score: **74.750**

P O M M E L	1 Mitchell Landau 209	4.50	7.50	7.20				11.850	1 Nolan Novak 316	6.10	8.70	8.70					14.800
	2 David Spanier 215	4.50	8.80	8.60				13.200	2 Matt Freeman 308	6.10	8.90	8.90					15.000
	3 Del Vecchio Orozco 213	5.20	8.80	8.90				14.050	3 Nick Hunter 312	5.80	8.90	8.90					14.700
	4 Emmanuel Monroy 212	5.30	7.50	7.60				12.850	4 Dylan James 313	5.70	7.50	7.70					13.300
	5 Doug Sullivan 217	5.80	8.90	9.10				14.800	5 Sam Mikulak 315	6.00	9.30	9.30					15.300

Pommel Score: **66.750** Running Score: **138.250** Pommel Score: **73.100** Running Score: **147.850**

R I N G S	1 Lance Alberhasky 201	5.50	8.90	9.00				14.450	1 Colin Mahar 314	6.00	9.40	9.20					15.300
	2 Andrew Botto 203	5.70	8.90	9.30				14.800	2 Matt Freeman 308	5.90	9.00	9.20					15.000
	3 Jack Boyle 204	6.20	8.80	8.50				14.850	3 Jordan Gaarenstroom 309	6.20	8.80	8.80					15.000
	4 Matt Loochtan 210	6.00	9.20	9.10				15.150	4 Alex Bubnov 302	6.10	9.50	9.30					15.500
	5 Matt McGrath 211	6.30	8.80	8.60				15.000	5 Sam Mikulak 315	6.10	9.20	9.30					15.350

Rings Score: **74.250** Running Score: **212.500** Rings Score: **76.150** Running Score: **224.000**

V A U L T	1 William Albert 202	5.20	9.60	9.60				14.800	1 Syque Caesar 303	5.30	9.80	9.90					15.150
	2 Andrew Botto 203	5.20	9.40	9.50				14.650	2 Paul Rizkalla Jr. 319	5.60	9.60	9.50					15.150
	3 Cyrus Dobre-Mofid 206	5.20	8.40	8.20				13.500	3 Tristian Perez-Rivera 318	5.70	9.60	9.60					15.300
	4 Matt Loochtan 210	5.20	9.60	9.60				14.800	4 Konner Ackerman 301	5.60	9.40	9.30					14.950
	5 Matt McGrath 211	5.60	9.20	9.20				14.800	5 Sam Mikulak 315	5.60	9.60	9.70					15.250

Vault Score: **72.550** Running Score: **285.050** Vault Score: **75.800** Running Score: **299.800**

P B A R	1 Matt Loochtan 210	5.30	8.80	8.70				14.050	1 Jordan Gaarenstroom 309	5.80	9.10	9.10					14.900
	2 Mitchell Landau 209	5.20	9.00	9.20				14.300	2 Stacey Ervin 306	5.80	8.30	8.30					14.100
	3 Lance Alberhasky 201	5.80	8.80	9.00				14.700	3 Nick Hunter 312	6.20	8.60	8.70					14.850
	4 Cyrus Dobre-Mofid 206	5.60	8.70	8.50				14.200	4 Syque Caesar 303	6.30	9.20	9.00					15.400
	5 Jack Boyle 204	6.30	8.30	8.40				14.650	5 Sam Mikulak 315	6.60	9.50	9.50					16.100

P. Bar Score: **71.900** Running Score: **356.950** P. Bar Score: **75.350** Running Score: **375.150**

H B A R	1 Lance Alberhasky 201	5.30	7.60	7.70				12.950	1 Matt Freeman 308	5.50	8.50	8.30					13.900
	2 Cyrus Dobre-Mofid 206	5.30	6.60	6.60				11.900	2 Konner Ackerman 301	5.40	8.70	8.90					14.200
	3 Cory Paterson 214	5.60	9.00	8.80				14.500	3 Nick Hunter 312	5.60	8.30	8.60					14.050
	4 Mitchell Landau 209	5.70	9.10	9.10				14.800	4 Syque Caesar 303	6.10	8.80	8.80					14.900
	5 Jack Boyle 204	6.20	8.50	8.10				14.500	5 Sam Mikulak 315	6.80	9.20	9.20					16.000

H. Bar Score: **68.650** Running Score: **425.600** H. Bar Score: **73.050** Running Score: **448.200**

Final Team Score: 425.600

Final Team Score: 448.200

All-Arounders

All-Arounders

FX	Boyle								Mikulak								
PH	14.350								15.700								
SR	13.150								15.300								
VT	14.850								15.350								
PB	14.100								15.250								
HB	14.650								16.100								
AA	14.500								16.000								
	85.600								93.700								

Judge's Signatures *FX Juha Tanskanen *PH Ron Hill *SR Tom Dunn *VT Bob Whitney *PB Larry Byerly *HB Butch Zurich

* Head Judge Don Osborn, Aaron Fortuna Jeremy Bourdette, CJ John Tom Varner, Bear Danley Dave Contreras, Russ You Chris Adams, Mike Hoskov Jonathan Conrad, Clay Stro

Coach's Signature _____ Coach's Signature _____

NCAA Gymnastics Score Sheet

Teams: Home Univ. of Minnesota Visitor University of Nebraska

Date Mar 28, 2014 Place University of Nebraska Attendance 601

		Name	D	1	2	3	4	nd	AVE	Name	D	1	2	3	4	nd	AVE
F L O O R	1	Zach Liebler	410	5.90	8.00	7.80			13.800								
	2	Zack Chase	404	5.70	9.10	9.30			14.900								
	3	Adam Kern	409	6.10	8.10	8.20			14.250								
	4	Sean Bauer	401	6.00	8.10	8.20			14.150								
	5	Justin Morinishi	414	5.90	8.40	8.60			14.400								

Floor Score: **71.500** Running Score: **71.500** Floor Score: **0.000** Running Score: **0.000**

P O M M E L	1	John Scallon	416	5.00	9.10	9.00			14.050								
	2	Steffen Beck	402	5.90	8.10	8.20			14.050								
	3	Paul Montague, Jr.	413	5.70	7.00	6.70			12.550								
	4	Adam Kern	409	5.10	8.30	8.10			13.300								
	5	Ellis Mannon	411	6.30	8.80	8.60			15.000								

Pommel Score: **68.950** Running Score: **140.450** Pommel Score: **0.000** Running Score: **0.000**

R I N G S	1	Sean Bauer	401	5.40	8.80	9.10			14.350								
	2	Zack Chase	404	6.10	8.60	8.50			14.650								
	3	Paul Montague, Jr.	413	5.50	9.50	9.30			14.900								
	4	Jack Metcalf	412	6.00	9.30	9.10			15.200								
	5	Steve Jaciuk	408	5.50	8.90	9.00			14.450								

Rings Score: **73.550** Running Score: **214.000** Rings Score: **0.000** Running Score: **0.000**

V A U L T	1	Sean Bauer	401	5.20	9.40	9.40			14.600								
	2	Matt Frey	407	5.60	8.80	8.70			14.350								
	3	Adam Kern	409	5.60	8.70	8.60			14.250								
	4	Ellis Mannon	411	5.20	9.60	9.60			14.800								
	5	Zack Chase	404	5.60	9.70	9.60			15.250								

Vault Score: **73.250** Running Score: **287.250** Vault Score: **0.000** Running Score: **0.000**

P B A R S	1	Nathan Fortunato	406	5.20	8.60	8.40			13.700								
	2	Paul Montague, Jr.	413	5.70	8.90	9.10			14.700								
	3	Matt Frey	407	5.70	9.00	8.90			14.650								
	4	Ellis Mannon	411	5.80	8.70	8.80			14.550								
	5	Steve Jaciuk	408	6.00	9.30	9.40			15.350								

P. Bar Score: **72.950** Running Score: **360.200** P. Bar Score: **0.000** Running Score: **0.000**

H B A R	1	Spencer Smith	417	4.90	7.70	7.60			12.550								
	2	Sam Wright	419	5.40	9.00	9.00			14.400								
	3	Paul Montague, Jr.	413	5.20	8.30	8.10			13.400								
	4	Ellis Mannon	411	5.30	8.60	8.60			13.900								
	5	Steve Jaciuk	408	5.60	9.10	9.10			14.700								

H. Bar Score: **68.950** Running Score: **429.150** H. Bar Score: **0.000** Running Score: **0.000**

Final Team Score: **429.150**

Final Team Score: **0.000**

All-Arounders

All-Arounders

	Mannon																
FX	12.950																
PH	15.000																
SR	14.500																
VT	14.800																
PB	14.550																
HB	13.900																
AA	85.700																

Judge's Signatures * FX Juha Tanskanen * PH Ron Hill * SR Tom Dunn * VT Bob Whitney * PB Larry Byerly * HB Butch Zurich

* Head Judge Don Osborn, Aaron Fortuna Jeremy Bourdette, CJ John Tom Varner, Bear Danley Dave Contreras, Russ You Chris Adams, Mike Hoskov Jonathan Conrad, Clay Stro

Coach's Signature _____ Coach's Signature _____







2014 Big Ten Championships

Team Results

Mar 28, 2014

Page: 1
Printed: 3/28/2014 8:38 PM

Men / SR
Session: 1

Rank	Gym	Team	Score						
1	Michigan	X	448.200	74.750 1	73.100 1	76.150 1	75.800 1	75.350 1	73.050 2
2	Ohio State	X	441.050	74.250 3	72.150 2	72.300 7	73.750 3	74.000 2	74.600 1
3	Penn State	X	438.000	73.700 4	71.450 4	74.000 4	75.100 2	73.900 3	69.850 4
4	Illinois	X	435.350	74.300 2	71.750 3	75.400 2	71.900 7	70.200 7	71.800 3
5	Minnesota	X	429.150	71.500 6T	68.950 6	73.550 5	73.250 4T	72.950 4	68.950 5
6	Nebraska	X	428.150	73.400 5	69.900 5	73.000 6	73.250 4T	71.700 6	66.900 7
7	Iowa	X	425.600	71.500 6T	66.750 7	74.250 3	72.550 6	71.900 5	68.650 6

2014 Big Ten Championships







Event Results - AA

Mar 28, 2014

Page: 1
Printed: 3/28/2014 8:39 PM

Men / SR

Session: 1

Rank	Num	Name	Gym							AA
1	315	Sam Mikulak	Michigan	15.700	15.300	15.350	15.250	16.100	16.000	93.700
2	612	Sean Melton	Ohio State	14.850	14.700	14.900	14.750	15.450	15.100	89.750
3	609	Jake Martin	Ohio State	15.350	14.200	14.200	15.050	14.400	15.450	88.650
4	107	C.J. Maestas	Illinois	15.500	13.450	15.900	14.650	14.100	14.350	87.950
5	711	Trevor Howard	Penn State	15.150	11.800	15.700	15.150	15.100	14.300	87.200
6	411	Ellis Mannon	Minnesota	12.950	15.000	14.500	14.800	14.550	13.900	85.700
7	718	Alexis Torres	Penn State	14.800	13.700	14.550	14.650	14.700	13.250	85.650
8	204	Jack Boyle	Iowa	14.350	13.150	14.850	14.100	14.650	14.500	85.600
9	503	Wyatt Aycock	Nebraska	14.400	14.200	14.700	14.750	13.350	12.950	84.350

2014 Big Ten Championships

Event Results - Floor

Mar 28, 2014

Page: 1
Printed: 3/28/2014 8:39 PM

Men / SR
Session: 1



Rank	Num	Name	Gym	Diff	Exec	ND	Score	Out
1	315	Sam Mikulak	Michigan	6.500	9.200	..	15.700	0.000
2	107	C.J. Maestas	Illinois	6.500	9.000	..	15.500	0.200
3	609	Jake Martin	Ohio State	6.100	9.250	..	15.350	0.350
4	103	Chandler Eggleston	Illinois	6.300	9.000	..	15.300	0.400
5	515	Grant Perdue	Nebraska	6.000	9.200	..	15.200	0.500
6	711	Trevor Howard	Penn State	6.800	8.350	..	15.150	0.550
7	211	Matt McGrath	Iowa	6.000	9.050	..	15.050	0.650
8	623	Jeff Treleaven	Ohio State	6.000	8.950	..	14.950	0.750
9T	404	Zack Chase	Minnesota	5.700	9.200	..	14.900	0.800
9*	620	Danny Steiner	Ohio State	5.900	9.000	..	14.900	0.800
9*	118	Alex Varga	Illinois	5.900	9.000	..	14.900	0.800
9T	318	Tristian Perez-Rivera	Michigan	6.100	8.800	..	14.900	0.800
13T	708	Matthew Felleman	Penn State	5.800	9.050	..	14.850	0.850
13T	612	Sean Melton	Ohio State	6.000	8.850	..	14.850	0.850
15	718	Alexis Torres	Penn State	5.900	8.900	..	14.800	0.900
16T	509	Andrew House	Nebraska	5.700	9.050	..	14.750	0.950
16T	303	Syque Caesar	Michigan	5.800	8.950	..	14.750	0.950
18T	521	Josh Ungar	Nebraska	5.300	9.400	..	14.700	1.000
18T	309	Jordan Gaarenstroom	Michigan	5.800	8.900	..	14.700	1.000
18T	321	Anthony Stefanelli	Michigan	6.200	8.500	..	14.700	1.000
21	710	Craig Hernandez	Penn State	5.700	8.950	..	14.650	1.050
22T	106	Fred Hartville	Illinois	5.400	9.200	..	14.600	1.100
22T	206	Cyrus Dobre-Mofid	Iowa	5.500	9.100	..	14.600	1.100
24T	503	Wyatt Aycok	Nebraska	5.500	8.900	..	14.400	1.300
24T	414	Justin Morinishi	Minnesota	5.900	8.500	..	14.400	1.300
26T	204	Jack Boyle	Iowa	5.600	8.750	..	14.350	1.350
26T	507	Travis Gollott	Nebraska	5.700	8.650	..	14.350	1.350
28T	702	Wasef Burbar	Penn State	5.700	8.550	..	14.250	1.450
28T	409	Adam Kern	Minnesota	6.100	8.150	..	14.250	1.450
30	603	Jake Dastrup	Ohio State	6.200	8.000	..	14.200	1.500
31	401	Sean Bauer	Minnesota	6.000	8.150	..	14.150	1.550
32	210	Matt Loochtan	Iowa	6.000	8.100	..	14.100	1.600
33	111	Joey Peters	Illinois	5.500	8.500	..	14.000	1.700
34	410	Zach Liebler	Minnesota	5.900	7.900	..	13.800	1.900
35	201	Lance Alberhasky	Iowa	5.500	7.900	..	13.400	2.300
36	411	Ellis Mannon	Minnesota	5.400	7.550	..	12.950	2.750

2014 Big Ten Championships

Event Results - Pommel

Mar 28, 2014

Page: 1
Printed: 3/28/2014 8:39 PM

Men / SR
Session: 1



Rank	Num	Name	Gym	Diff	Exec	ND	Score	Out
1	315	Sam Mikulak	Michigan	6.000	9.300	..	15.300	0.000
2	614	Michael Newburger	Ohio State	6.200	8.950	..	15.150	0.150
3	710	Craig Hernandez	Penn State	6.300	8.800	..	15.100	0.200
4T	308	Matt Freeman	Michigan	6.100	8.900	..	15.000	0.300
4T	411	Ellis Mannon	Minnesota	6.300	8.700	..	15.000	0.300
6	109	Chad Mason	Illinois	5.900	9.050	..	14.950	0.350
7T	217	Doug Sullivan	Iowa	5.800	9.000	..	14.800	0.500
7T	316	Nolan Novak	Michigan	6.100	8.700	..	14.800	0.500
9T	312	Nick Hunter	Michigan	5.800	8.900	..	14.700	0.600
9T	612	Sean Melton	Ohio State	6.000	8.700	..	14.700	0.600
11T	514	Ethan Lottman	Nebraska	5.600	9.050	..	14.650	0.650
11T	116	Jacob Tilsley	Illinois	5.800	8.850	..	14.650	0.650
13	104	Matt Foster	Illinois	6.200	8.300	..	14.500	0.800
14T	707	Adrian Evans	Penn State	5.900	8.400	..	14.300	1.000
14T	603	Jake Dastrup	Ohio State	6.000	8.300	..	14.300	1.000
16T	503	Wyatt Aycok	Nebraska	5.500	8.700	..	14.200	1.100
16T	716	Néstor Rodríguez	Penn State	5.900	8.300	..	14.200	1.100
16T	609	Jake Martin	Ohio State	6.200	8.000	..	14.200	1.100
19T	102	Logan Bradley	Illinois	5.700	8.400	..	14.100	1.200
19T	518	Eric Schryver	Nebraska	6.000	8.100	..	14.100	1.200
21T	416	John Scallon	Minnesota	5.000	9.050	..	14.050	1.250
21T	213	Del Vecchio Orozco	Iowa	5.200	8.850	..	14.050	1.250
21T	402	Steffen Beck	Minnesota	5.900	8.150	..	14.050	1.250
24	704	Leroy Clarke, Jr.	Penn State	5.700	8.300	..	14.000	1.300
25	709	Preston Gall	Penn State	5.600	8.250	..	13.850	1.450
26	608	Misha Koudinov	Ohio State	5.900	7.900	..	13.800	1.500
27	718	Alexis Torres	Penn State	5.800	7.900	..	13.700	1.600
28	509	Andrew House	Nebraska	4.900	8.750	..	13.650	1.650
29	114	Cole Smith	Illinois	5.500	8.050	..	13.550	1.750
30	107	C.J. Maestas	Illinois	5.400	8.050	..	13.450	1.850
31*	517	C.J. Schaaf	Nebraska	5.100	8.200	..	13.300	2.000
31*	409	Adam Kern	Minnesota	5.100	8.200	..	13.300	2.000
31T	313	Dylan James	Michigan	5.700	7.600	..	13.300	2.000
34	215	David Spanier	Iowa	4.500	8.700	..	13.200	2.100
35	204	Jack Boyle	Iowa	5.300	7.850	..	13.150	2.150
36	212	Emmanuel Monroy	Iowa	5.300	7.550	..	12.850	2.450
37	413	Paul Montague, Jr.	Minnesota	5.700	6.850	..	12.550	2.750
38	209	Mitchell Landau	Iowa	4.500	7.350	..	11.850	3.450
39	711	Trevor Howard	Penn State	5.200	6.600	..	11.800	3.500

2014 Big Ten Championships

Event Results - Rings

Mar 28, 2014

Page: 1
Printed: 3/28/2014 8:39 PM

Men / SR
Session: 1



Rank	Num	Name	Gym	Diff	Exec	ND	Score	Out
1	107	C.J. Maestas	Illinois	6.900	9.000	..	15.900	0.000
2	711	Trevor Howard	Penn State	6.400	9.300	..	15.700	0.200
3	302	Alex Bubnov	Michigan	6.100	9.400	..	15.500	0.400
4	315	Sam Mikulak	Michigan	6.100	9.250	..	15.350	0.550
5	314	Colin Mahar	Michigan	6.000	9.300	..	15.300	0.600
6T	412	Jack Metcalf	Minnesota	6.000	9.200	..	15.200	0.700
6T	111	Joey Peters	Illinois	6.100	9.100	..	15.200	0.700
6T	513	Robbie Kocks	Nebraska	6.100	9.100	..	15.200	0.700
9	210	Matt Loochtan	Iowa	6.000	9.150	..	15.150	0.750
10T	308	Matt Freeman	Michigan	5.900	9.100	..	15.000	0.900
10T	309	Jordan Gaarenstroom	Michigan	6.200	8.800	..	15.000	0.900
10T	211	Matt McGrath	Iowa	6.300	8.700	..	15.000	0.900
13	108	Andrew Margolis	Illinois	5.500	9.450	..	14.950	0.950
14T	413	Paul Montague, Jr.	Minnesota	5.500	9.400	..	14.900	1.000
14T	612	Sean Melton	Ohio State	5.700	9.200	..	14.900	1.000
14T	716	Néstor Rodríguez	Penn State	6.200	8.700	..	14.900	1.000
17T	204	Jack Boyle	Iowa	6.200	8.650	..	14.850	1.050
17T	613	Drew Moling	Ohio State	6.300	8.550	..	14.850	1.050
19T	502	Donovan Arndt	Nebraska	5.600	9.200	..	14.800	1.100
19T	203	Andrew Botto	Iowa	5.700	9.100	..	14.800	1.100
19T	119	Mike Wilner	Illinois	6.200	8.600	..	14.800	1.100
22T	506	Austin Epperson	Nebraska	5.500	9.250	..	14.750	1.150
22T	615	Alex Nork	Ohio State	5.700	9.050	..	14.750	1.150
24	503	Wyatt Aycok	Nebraska	5.400	9.300	..	14.700	1.200
25	404	Zack Chase	Minnesota	6.100	8.550	..	14.650	1.250
26	704	Leroy Clarke, Jr.	Penn State	5.700	8.900	..	14.600	1.300
27T	112	Cameron Rogers	Illinois	5.300	9.250	..	14.550	1.350
27T	718	Alexis Torres	Penn State	6.600	7.950	..	14.550	1.350
29	411	Ellis Mannon	Minnesota	5.000	9.500	..	14.500	1.400
30*	408	Steve Jaciuk	Minnesota	5.500	8.950	..	14.450	1.450
30*	201	Lance Alberhasky	Iowa	5.500	8.950	..	14.450	1.450
32	401	Sean Bauer	Minnesota	5.400	8.950	..	14.350	1.550
33	710	Craig Hernandez	Penn State	5.500	8.750	..	14.250	1.650
34T	515	Grant Perdue	Nebraska	4.900	9.300	..	14.200	1.700
34T	609	Jake Martin	Ohio State	5.500	8.700	..	14.200	1.700
36	508	Zach Hedval	Nebraska	5.200	8.850	..	14.050	1.850
37	605	Will Jeffreys	Ohio State	6.200	7.400	..	13.600	2.300

2014 Big Ten Championships

Event Results - Vault

Mar 28, 2014

Page: 1
Printed: 3/28/2014 8:39 PM

Men / SR
Session: 1



Rank	Num	Name	Gym	Diff	Exec	ND	Score	Out
1T	318	Tristian Perez-Rivera	Michigan	5.700	9.600	..	15.300	0.000
1T	706	Tristan Duverglas	Penn State	6.000	9.300	..	15.300	0.000
3*	404	Zack Chase	Minnesota	5.600	9.650	..	15.250	0.050
3*	315	Sam Mikulak	Michigan	5.600	9.650	..	15.250	0.050
5T	303	Syque Caesar	Michigan	5.300	9.850	..	15.150	0.150
5*	711	Trevor Howard	Penn State	5.600	9.550	..	15.150	0.150
5*	319	Paul Rizkalla Jr.	Michigan	5.600	9.550	..	15.150	0.150
8*	716	Néstor Rodríguez	Penn State	5.600	9.450	..	15.050	0.250
8*	609	Jake Martin	Ohio State	5.600	9.450	..	15.050	0.250
10*	708	Matthew Felleman	Penn State	5.600	9.350	..	14.950	0.350
10*	301	Konner Ackerman	Michigan	5.600	9.350	..	14.950	0.350
12	103	Chandler Eggleston	Illinois	5.600	9.250	..	14.850	0.450
13*	411	Ellis Mannon	Minnesota	5.200	9.600	..	14.800	0.500
13*	210	Matt Loochtan	Iowa	5.200	9.600	..	14.800	0.500
13*	202	William Albert	Iowa	5.200	9.600	..	14.800	0.500
13*	623	Jeff Treleaven	Ohio State	5.600	9.200	..	14.800	0.500
13*	211	Matt McGrath	Iowa	5.600	9.200	..	14.800	0.500
18T	503	Wyatt Aycock	Nebraska	5.200	9.550	..	14.750	0.550
18*	612	Sean Melton	Ohio State	5.600	9.150	..	14.750	0.550
18*	515	Grant Perdue	Nebraska	5.600	9.150	..	14.750	0.550
21	517	C.J. Schaaf	Nebraska	5.200	9.500	..	14.700	0.600
22*	611	Logan Melander	Ohio State	5.200	9.450	..	14.650	0.650
22*	718	Alexis Torres	Penn State	5.200	9.450	..	14.650	0.650
22*	203	Andrew Botto	Iowa	5.200	9.450	..	14.650	0.650
22*	107	C.J. Maestas	Illinois	5.200	9.450	..	14.650	0.650
22T	106	Fred Hartville	Illinois	5.600	9.050	..	14.650	0.650
27*	505	Sam Chamberlain	Nebraska	5.200	9.400	..	14.600	0.700
27*	401	Sean Bauer	Minnesota	5.200	9.400	..	14.600	0.700
29	603	Jake Dastrup	Ohio State	5.600	8.900	..	14.500	0.800
30*	521	Josh Ungar	Nebraska	5.200	9.250	..	14.450	0.850
30*	118	Alex Varga	Illinois	5.200	9.250	..	14.450	0.850
32	407	Matt Frey	Minnesota	5.600	8.750	..	14.350	0.950
33	409	Adam Kern	Minnesota	5.600	8.650	..	14.250	1.050
34	204	Jack Boyle	Iowa	4.800	9.300	..	14.100	1.200
35	206	Cyrus Dobre-Mofid	Iowa	5.200	8.300	..	13.500	1.800
36	112	Cameron Rogers	Illinois	4.000	9.300	..	13.300	2.000

2014 Big Ten Championships

Event Results - P Bars

Mar 28, 2014

Page: 1
Printed: 3/28/2014 8:39 PM

Men / SR
Session: 1



Rank	Num	Name	Gym	Diff	Exec	ND	Score	Out
1	315	Sam Mikulak	Michigan	6.600	9.500	..	16.100	0.000
2	612	Sean Melton	Ohio State	6.300	9.150	..	15.450	0.650
3	303	Syque Caesar	Michigan	6.300	9.100	..	15.400	0.700
4	408	Steve Jaciuk	Minnesota	6.000	9.350	..	15.350	0.750
5T	117	Jordan Valdez	Illinois	5.800	9.500	..	15.300	0.800
5T	716	Néstor Rodríguez	Penn State	6.000	9.300	..	15.300	0.800
7	711	Trevor Howard	Penn State	6.100	9.000	..	15.100	1.000
8	603	Jake Dastrup	Ohio State	5.900	9.100	..	15.000	1.100
9	309	Jordan Gaarenstroom	Michigan	5.800	9.100	..	14.900	1.200
10	312	Nick Hunter	Michigan	6.200	8.650	..	14.850	1.250
11	505	Sam Chamberlain	Nebraska	5.500	9.250	..	14.750	1.350
12T	511	Louis Klein	Nebraska	5.300	9.400	..	14.700	1.400
12*	718	Alexis Torres	Penn State	5.700	9.000	..	14.700	1.400
12*	413	Paul Montague, Jr.	Minnesota	5.700	9.000	..	14.700	1.400
12*	201	Lance Alberhasky	Iowa	5.800	8.900	..	14.700	1.400
12*	704	Leroy Clarke, Jr.	Penn State	5.800	8.900	..	14.700	1.400
17T	407	Matt Frey	Minnesota	5.700	8.950	..	14.650	1.450
17T	608	Misha Koudinov	Ohio State	6.100	8.550	..	14.650	1.450
17T	204	Jack Boyle	Iowa	6.300	8.350	..	14.650	1.450
20	518	Eric Schryver	Nebraska	5.300	9.300	..	14.600	1.500
21T	702	Wasef Burbar	Penn State	5.600	8.950	..	14.550	1.550
21T	411	Ellis Mannon	Minnesota	5.800	8.750	..	14.550	1.550
23	620	Danny Steiner	Ohio State	5.800	8.700	..	14.500	1.600
24	609	Jake Martin	Ohio State	5.800	8.600	..	14.400	1.700
25	110	Max Mayr	Illinois	5.600	8.750	..	14.350	1.750
26T	506	Austin Epperson	Nebraska	5.100	9.200	..	14.300	1.800
26T	209	Mitchell Landau	Iowa	5.200	9.100	..	14.300	1.800
28	709	Preston Gall	Penn State	5.700	8.550	..	14.250	1.850
29	206	Cyrus Dobre-Mofid	Iowa	5.600	8.600	..	14.200	1.900
30T	107	C.J. Maestas	Illinois	5.700	8.400	..	14.100	2.000
30T	306	Stacey Ervin	Michigan	5.800	8.300	..	14.100	2.000
32	210	Matt Loochtan	Iowa	5.300	8.750	..	14.050	2.050
33	406	Nathan Fortunato	Minnesota	5.200	8.500	..	13.700	2.400
34	503	Wyatt Aycock	Nebraska	5.600	7.750	..	13.350	2.750
35	111	Joey Peters	Illinois	5.400	7.850	..	13.250	2.850
36	112	Cameron Rogers	Illinois	5.000	8.200	..	13.200	2.900

2014 Big Ten Championships

Event Results - H Bar

Mar 28, 2014

Page: 1
Printed: 3/28/2014 8:39 PM

Men / SR
Session: 1



Rank	Num	Name	Gym	Diff	Exec	ND	Score	Out
1	315	Sam Mikulak	Michigan	6.800	9.200	..	16.000	0.000
2	609	Jake Martin	Ohio State	6.400	9.050	..	15.450	0.550
3T	117	Jordan Valdez	Illinois	6.000	9.100	..	15.100	0.900
3T	612	Sean Melton	Ohio State	6.100	9.000	..	15.100	0.900
5	606	Alex Johnson	Ohio State	6.000	9.050	..	15.050	0.950
6	702	Wasef Burbar	Penn State	6.400	8.550	..	14.950	1.050
7	303	Syque Caesar	Michigan	6.100	8.800	..	14.900	1.100
8	209	Mitchell Landau	Iowa	5.700	9.100	..	14.800	1.200
9	708	Matthew Felleman	Penn State	6.200	8.550	..	14.750	1.250
10T	103	Chandler Eggleston	Illinois	5.400	9.300	..	14.700	1.300
10T	408	Steve Jaciuk	Minnesota	5.600	9.100	..	14.700	1.300
12	506	Austin Epperson	Nebraska	5.500	9.100	..	14.600	1.400
13	608	Misha Koudinov	Ohio State	5.900	8.650	..	14.550	1.450
14T	518	Eric Schryver	Nebraska	5.500	9.000	..	14.500	1.500
14T	214	Cory Paterson	Iowa	5.600	8.900	..	14.500	1.500
14T	204	Jack Boyle	Iowa	6.200	8.300	..	14.500	1.500
17	615	Alex Nork	Ohio State	6.100	8.350	..	14.450	1.550
18	419	Sam Wright	Minnesota	5.400	9.000	..	14.400	1.600
19T	110	Max Mayr	Illinois	5.300	9.050	..	14.350	1.650
19T	107	C.J. Maestas	Illinois	5.700	8.650	..	14.350	1.650
21	711	Trevor Howard	Penn State	5.700	8.600	..	14.300	1.700
22	301	Konner Ackerman	Michigan	5.400	8.800	..	14.200	1.800
23	312	Nick Hunter	Michigan	5.600	8.450	..	14.050	1.950
24	511	Louis Klein	Nebraska	5.700	8.300	..	14.000	2.000
25T	411	Ellis Mannon	Minnesota	5.300	8.600	..	13.900	2.100
25T	308	Matt Freeman	Michigan	5.500	8.400	..	13.900	2.100
27	413	Paul Montague, Jr.	Minnesota	5.200	8.200	..	13.400	2.600
28	111	Joey Peters	Illinois	4.900	8.400	..	13.300	2.700
29	718	Alexis Torres	Penn State	5.500	7.750	..	13.250	2.750
30	521	Josh Ungar	Nebraska	5.600	7.450	..	13.050	2.950
31T	503	Wyatt Aycok	Nebraska	4.100	8.850	..	12.950	3.050
31T	201	Lance Alberhasky	Iowa	5.300	7.650	..	12.950	3.050
33	716	Néstor Rodríguez	Penn State	6.000	6.600	..	12.600	3.400
34	417	Spencer Smith	Minnesota	4.900	7.650	..	12.550	3.450
35	206	Cyrus Dobre-Mofid	Iowa	5.300	6.600	..	11.900	4.100
36	504	Antonio Castro	Nebraska	4.000	6.750	..	10.750	5.250