

MINNESOTA

BASKETBALL



GAME 15

MINNESOTA (6-8, 0-2) at PENN STATE (9-6, 0-2)

Tuesday, January 5 – 7:00 p.m ET/6:00 p.m. CT
University Park, Pa. (Bryce Jordan Center)

2015-16 SCHEDULE

Date	Opponent	TV	Time/Result
Nov. 1	Minnesota Crookston (Exhibition)	BTN Plus	W, 74-57
Nov. 6	Southwest Minnesota State (Exhibition)	BTN Plus	W, 81-64
Nov. 13	UMKC	BTN Plus	W, 76-58
Nov. 15	LOUISIANA-MONROE	BTN	W, 67-56

PUERTO RICO TIP-OFF (Coliseo Roberto Clemente, San Juan)

Nov. 19	Temple	ESPNU	L, 70-75
Nov. 20	Missouri State	ESPNU	W, 74-69
Nov. 22	Texas Tech	ESPNU	L, 68-81

Nov. 27	OMAHA	ESPN3	W, 93-90
Nov. 30	CLEMSON	ESPN2	W, 89-83
Dec. 5	SOUTH DAKOTA	BTN Plus	L, 81-85 (2OT)
Dec. 8	SOUTH DAKOTA STATE	ESPN3	L, 70-84
Dec. 12	vs. Oklahoma State (at Sioux Falls, S.D.)	BTN	L, 60-62
Dec. 16	CHICAGO STATE	ESPN3	W, 70-52
Dec. 23	MILWAUKEE	ESPN3	L, 65-74
Dec. 30	at Ohio State	BTN	L, 63-78
Jan. 2	MICHIGAN STATE	ESPN2	L, 61-69
Jan. 5	at Penn State	BTN	6:00 p.m.
Jan. 9	NORTHWESTERN	BTN	1:30 p.m.
Jan. 12	at Nebraska	BTN	8:00 p.m.
Jan. 16	INDIANA	BTN	11:30 a.m.
Jan. 20	at Michigan	BTN	7:30 p.m.
Jan. 23	ILLINOIS	BTN	TBD
Jan. 27	PURDUE	BTN	8:00 p.m.
Jan. 30	at Indiana	BTN	1:15 p.m.
Feb. 4	at Northwestern	BTN	8:00 p.m.
Feb. 10	MICHIGAN	BTN	8:00 p.m.
Feb. 14	at Iowa	BTN	6:30 p.m.
Feb. 18	MARYLAND	BTN	7:00 p.m.
Feb. 23	RUTGERS	BTN	6:00 p.m.
Feb. 28	at Illinois	TBD	TBD
Mar. 2	WISCONSIN	BTN	8:00 p.m.
Mar. 5	at Rutgers	BTN	12:00 p.m.
Mar. 9-13	Big Ten Tournament (Bankers Life Fieldhouse, Indianapolis)		

all times central • schedule subject to change

MINNESOTA ATHLETIC COMMUNICATIONS

244 Bierman Field Athletic Building, Minneapolis, MN 55447

DAN REISIG, Associate Director, Athletic Communications

Work: 612-625-4389 • Cell: 612-419-6142 • Email: dbrisig@umn.edu
GOPHERSPORTS.com



GAME INFORMATION

Date: Tuesday, January 5, 2016
Time: 7:00 p.m. ET/6:00 p.m. CT
Location: University Park, Pa.
Arena: Bryce Jordan Center (15,261)
TV: BTN – Cory Provus (Play-by-Play); Jon Crispin (Analyst)
Radio: Learfield/1500 ESPN Twin Cities – Mike Grimm (Play-by-Play); Spencer Tollackson (Analyst)
Satellite Radio: Sirius 81/XM 81

SERIES INFORMATION

Series: 33rd Meeting (24-8)
Series (Away): 15th Meeting (9-5)
Current Streak: L-2
Richard Pitino vs. Penn State: 3-2
Minnesota vs. Big Ten: 733-788
Richard Pitino vs. Big Ten: 16-26
** - excludes vacated games*

GAME DAY TID-BITS

- The University of Minnesota men's basketball team travels to Happy Valley on Tuesday to take on Penn State in their only meeting of the regular season.
- Minnesota is seeking its first conference victory of the season after falling 69-61 to then-No. 1 Michigan State on Saturday afternoon at Williams Arena.
- Penn State is also 0-2 in the Big Ten Conference, following a pair of road losses at Maryland and Michigan.
- Minnesota head coach Richard Pitino is seeking his 50th win at the helm of Golden Gopher Basketball.
- Forward Jordan Murphy was recognized by the Big Ten Conference as its Freshman of the Week on Dec. 7 after he posted two double-doubles (24pts/10rbs vs. Clemson, 19pts/17rbs vs. South Dakota).
- Murphy's 18 rebounds against Chicago State set a new Gophers freshman single-game record, and is the most since Trevor Mbakwe had 18 against North Dakota State on Dec. 11, 2012.
- Murphy has tallied double-doubles in the last three games and in five of the last six Gophers' contests. He is the first Minnesota player with three-straight double-doubles since Kris Humphries in December 2003. Over the past three games, Murphy is averaging 13.0 points and 13.3 rebounds.
- Senior Joey King was named the Big Ten Co-Player of the Week on Nov. 17 after his performances at home in the opening weekend of the season.
- The University of Minnesota men's basketball team will welcome three new members starting in 2016, as guard Amir Coffey (Hopkins, Minn./Hopkins HS), forward Eric Curry (Little Rock, Ark./Southwest Christian Academy) and guard/forward Michael Hurt (Rochester, Minn./John Marshall HS) signed their National Letters of Intent on Nov. 11. The trio represents the highest-rated signing class in Pitino's tenure, as the group is ranked 17th nationally by 247Sports and 20th in the nation by Scout.com. Both publications have listed the Gophers recruiting class as the third-highest ranked in the Big Ten.

MINNESOTA TEAM INFORMATION (STARTERS BASED ON PREVIOUS GAME)

	PROBABLE STARTERS	PPG	RPG	APG	MPG	FG%	OTHER
G	2 Nate Mason	12.6	2.6	4.1	32.1	.367	0.9 spg
G	11 Carlos Morris	11.6	4.6	1.6	29.4	.396	0.9 spg
F	24 Joey King	12.8	3.6	2.0	31.4	.445	0.6 spg
F	3 Jordan Murphy	11.0	8.6	0.6	24.0	.500	1.1 bpg/spg
C	21 Bakary Konaté	4.4	4.5	0.3	20.1	.500	1.5 bpg

	RESERVES	PPG	RPG	APG	MPG	FG%	OTHER
G	1 Dupree McBryer	3.6	1.5	1.8	17.6	.193	0.6 spg
G	4 Kevin Dorsey	7.4	2.5	1.3	18.9	.351	0.7 spg
G	10 Darin Haugh	0.0	0.0	0.0	1.0	—	—
G	15 Stephon Sharp	0.8	0.2	0.5	3.8	.500	1 blk vs CSU
F	23 Charles Buggs	8.0	4.2	0.9	25.2	.500	0.6 bpg/spg
G	25 Mike Lukashewich	—	—	—	—	—	—
G	32 Ahmad Gilbert	2.2	0.6	0.3	5.4	.421	8 pts at OSU
F	41 Gaston Diedhiou	0.7	0.8	0.0	6.0	.286	0.2 spg

MINNESOTA GOLDEN GOPHERS



2015-16 Record: 6-8
Big Ten Record: 0-2

AP Head Coach: Richard Pitino (Providence, '05)
Career Record: 67-50 (4th season)
Record at Minnesota: 49-36 (3rd season)

STATISTICAL LEADERS

Points: Joey King (12.8)
Rebounds: Jordan Murphy (8.6)
Assists: Nate Mason (4.1)
Blocks: Bakary Konaté (1.5)
Steals: Jordan Murphy (1.1)

PENN STATE NITTANY LIONS



2015-16 Record: 9-6
Big Ten Record: 0-2

AP Head Coach: Patrick Chambers (Philadelphia U., '94)
Career Record: 107-109 (7th season)
Record at PSU: 65-81 (5th season)

STATISTICAL LEADERS

Points: Brandon Taylor (16.2)
Rebounds: Brandon Taylor (6.4)
Assists: Shep Garner (2.7)
Blocks: Josh Reaves (1.1)
Steals: Garner/Reaves (1.3)

GOPHERS VS. PENN STATE FACTS

LAST GOPHER WIN Mar. 13, 2014 (Minnesota 81, Penn State 63)
 LAST PSU WIN Mar. 8, 2015 (PSU 79, Minnesota 76)

COACHES

RICHARD PITINO VS. PSU 3-2
 PATRICK CHAMBERS VS. MINNESOTA 2-5

STREAKS

CURRENT STREAK Penn State, W-2
 WINS OVERALL 8 (March 6, 2004-Jan. 11, 2009)
 LOSSES OVERALL 2 (four times - last: current)
 HOME WINS 8 (twice - last: Jan. 30, 2002-Dec. 29, 2009)
 HOME LOSSES 1 (three times - last: March 8, 2015)
 AWAY WINS 3 (March 2, 2005-Jan. 12, 2008)
 AWAY LOSSES 4 (Jan. 15, 1994-Jan. 10, 1998)*

*Includes vacated games

MISC.

MOST GOPHERS' POINTS - WIN 95 (Minnesota 95, PSU 67 - Feb. 3, 1993)
 FEWEST GOPHERS' POINTS - WIN 62 (Minnesota 62, PSU 60 - March 2, 1996)*
 MOST GOPHERS' POINTS - LOSS 76 (PSU 79, Minnesota 76 - March 8, 2015)
 FEWEST GOPHERS' POINTS - LOSS 58 (PSU 63, Minnesota 58 - Jan. 28, 2015)
 MOST PSU POINTS - WIN 82 (PSU 82, Minnesota 62 - Feb. 14, 2001)
 FEWEST PSU POINTS - WIN 66 (twice - last: PSU 66, Minnesota 63 - March 6, 2011)
 MOST PSU POINTS - LOSS 77 (Minnesota 82, PSU 77 - Feb. 18, 1998)*
 FEWEST PSU POINTS - LOSS 41 (Minnesota 67, PSU 41 - March 6, 1993)
 LARGEST GOPHER WIN MARGIN 29 (Minnesota 73, PSU 44 - March 2, 2013)
 LARGEST PSU WIN MARGIN 20 (PSU 82, Minnesota 62 - Feb. 14, 2001)
 OVERTIME GAMES N/A

GOPHERS VS. PENN STATE (ALL-TIME)

Overall: 24-8

Home: 12-3 • Away: 9-5 • Neutral: 3-0

1975	12/26	H	W	86-70
1993	2/3	H	W	95-67
1993	3/6	A	W	67-41
1994	1/15	A	L	67-78
1994	2/16	H	W	94-66
1995	1/4	H	W	69-67
1995	3/11	A	L	60-69
1996	1/11	A	L	61-76
1996	3/2	H	W	62-60
1997	2/5	H	W	85-70
1998	1/10	A	L	68-75
1998	2/18	H	W	82-77
1998	3/26	N	W	79-72
1999	1/9	H	W	75-60
1999	2/17	A	W	69-63
2000	1/26	A	L	72-80
2001	2/14	H	L	62-82
2002	1/30	H	W	94-70
2002	2/23	A	W	68-64
2002	3/7	N	W	84-60
2003	1/29	A	W	76-75
2003	2/22	H	W	77-62
2004	1/17	A	L	72-75
2004	3/6	H	W	78-62
2005	1/8	H	W	83-62
2005	3/2	A	W	73-69
2006	2/8	A	W	77-66
2007	1/27	H	W	65-60
2008	1/12	A	W	76-73
2008	2/24	H	W	75-68
2009	1/11	H	W	79-59
2009	2/14	A	L	63-68
2009	12/29	H	W	75-70
2010	2/6	A	W	66-64
2010	3/11	N	W	76-55
2011	2/17	A	L	63-66
2011	3/6	H	L	63-66
2012	1/15	A	W	80-66
2013	3/2	H	W	73-44
2014	1/8	A	W	68-65
2014	3/9	H	W	81-63
2014	3/13	N	W	63-56
2015	1/28	A	L	58-63
2015	3/8	H	L	76-79

*Bolded games later vacated

PROTECTING THE BALL

- Minnesota did an outstanding job limiting turnovers against then-No. 1 Michigan State on Jan. 2.
- The Gophers committed just four turnovers, compared to 11 for the Spartans.
- It was the first game for Minnesota with five or fewer turnovers in nearly 12 years, dating back to four against Indiana on Jan. 24, 2004.
- Minnesota is fourth in the Big Ten in turnover margin at +2.2.
- Nationally, the Gophers rank 16th among D-1 teams with 10.4 turnovers per game.

NORTHWESTERN GAME TIME ANNOUNCED

- The Big Ten Conference has announced that Saturday's home game vs. Northwestern will be a 1:30 p.m. tip from Williams Arena.
- Big Ten Network will have the live telecast of the action.

ON BIG OPENERS

- The Gophers opened Big Ten play at Ohio State.
- Minnesota has dropped its last three BIG openers against Michigan and at Purdue and OSU, after winning at home vs. Michigan State two seasons ago.
- The Gophers are 11-19 in Big Ten openers since the 1980-81 season (excluding vacated season).

KING RANKS NATIONALLY AT THE LINE

- Senior Joey King ranks among the top free throw shooters in the nation, as of December 31.
- King, who is 44-of-48 from the charity stripe this season (.917), is eighth among NCAA Division I players in that category and first in the Big Ten.
- The Eagan, Minn., native is a career 82.9 percent free throw shooter, including a 83.6 percent mark as a Gopher, which ranks highest in school history, ahead of Andre Hollins' career mark of 82.8 percent.

JOEY-1000

- Senior Joey King is approaching the 1,000 career point mark.
- King has amassed 984 points during his four-year career at both Drake and Minnesota. He scored 222 points his freshman season with the Bulldogs before transferring to the U.
- Coming to his home state, the Eagan product has averaged 9.1 points per game as a Gopher, including a career- and team-high 12.8 points per game this season.
- King has totaled 762 points in the Maroon and Gold.

CAREER HIGHS VS. THE PANTHERS

- Bakary Konate grabbed a career-high 11 rebounds for the Gophers to go along with three points. It was the third double-digit rebounding total this season for the 6-foot-11 center, who had 10 boards against both Omaha and South Dakota State.
- Carlos Morris made a career-high 10 field goals in 18 attempts, as he tied his career high with 24 points. He also scored 24 points against UNC Wilmington on Dec. 27, 2014.

MURPHY'S LAW

- Freshman Jordan Murphy came off the bench to spark the Gophers in the first half against Clemson in the Big Ten/ACC Challenge on Nov. 30.
- He wound up turning in the first 20-point game by a Minnesota freshman since Andre Hollins had five such performances during 2011-12.
- He finished the contest with game-highs of 24 points and 10 rebounds for his first career double-double. It was Murphy's second straight double-figure game coming off the bench. He had 14 points and six rebounds versus Omaha.
- Murphy's double-double is the first by a Gopher freshman since Kris Humpries did it 16 times in 2003-04.

DOUBLE-DOUBLE²

- In addition to Jordan Murphy's second-straight point-rebound double-double of 19 points and 17 rebounds, Joey King recorded his first career double-double as a Gopher, finishing the game with 17 points and 10 rebounds.
- It marks the first time two Minnesota players had a double-double in the same game since Austin Hollins (20 points, 14 rebounds) and Elliott Eliason (10 points, 12 rebounds) accomplished the feat on Dec. 10, 2013.

EARNING THEIR STRIPES

- Against ULM on a day when the Gophers weren't having much success from the field (37.9 percent field goals, 3-22 3FG), Minnesota fared very well at the free throw line.
- The Gophers made 20-of-22 (.909) attempts at the charity stripe, including a perfect 10-of-10 in the second half.
- Joey King established new career-highs for both free throws made and attempted, going 9-of-10 at the line, while Kevin Dorsey (4-4), Carlos Morris (2-2), Charles Buggs (2-2), Jordan Murphy (2-2) and Nate Mason (1-1) all had perfect days at the line.

SENIOR NOTES

- The Gophers have two seniors on their roster in guard Carlos Morris and junior Joey King, both of whom did not begin their collegiate careers at the U.
- Morris transferred to Minnesota in 2014 after two years at Chipola Junior College in Florida, while King is in his third year with the Gophers after spending his freshman season at Drake.
- Minnesota is one of a handful of teams in the nation that do not have a fourth- or fifth-year senior who has spent their entire career exclusively at that school.

MINNESOTA MADE

- The 2015-16 Gophers roster features five players who hail from the North Star State.
- Senior Joey King (Eagan), redshirt junior Darin Haugh (Prior Lake) and freshman Stephon Sharp (Bloomington) will all take the court this year, while junior transfer Reggie Lynch (Edina) and freshman Jarvis Johnson (Minneapolis) will not play.
- The five Minnesotans represent the highest number of in-state players on a Gopher roster since 2013, while two more Minnesota natives in Amir Coffey (Hopkins) and Michael Hurt (Rochester) signed their NLI's to join the team next season.

RECORDS AND MARKS IN 2014-15

- Last season, the Gophers reached a number of milestones and records, both offensively and on defense.
- Minnesota set a new school single-season record with 313 steals, passing the previous mark of 297 set in 2007-08.
- The Gophers averaged 74.2 points per game, the highest since the 2001-02 season and the second straight season under head coach Richard Pitino that the Gophers have averaged more than 71 points per game.
- From beyond the arc, the Maroon and Gold shot 38.1 percent, the third-best total in school history.
- The Gophers saw three players average 11 or more points per game for the second straight year after not doing so since 2006-07.

GOPHERS ON TV

- Every regular season Minnesota game will be able to be watched live this season.
- The Gophers will be featured at least nine times on the ESPN family of networks this season, including three games during the Puerto Rico Tip-Off and home games against Clemson (ESPN2), Michigan State (ESPN2), and ESPN3 broadcasts against Omaha, South Dakota State, Chicago State and Milwaukee.
- Big Ten Network will televise at least 18 Minnesota games, starting with the Nov. 15 contest vs. Louisiana Monroe.

MEDIA CREDENTIALS

Requests for working media credentials (newspaper, radio, TV, photo) for Minnesota home games must be made on-line at gophersports.com/media. Requests for credentials should be made as early as possible due to severe seat limitations in the press areas at Williams Arena. Please contact the Athletic Communications office for more information regarding the on-line credentialing system. Delivery of credentials will be handled according to individual situations, but in most cases will not be mailed. Credentials can be picked up starting two and a half hours before game time at the Williams Arena media will call gate at the west end of the south lobby of the building.

MEDIA CREDENTIAL CRITERIA

- Due to severe space limitations for media seating in Williams Arena, media requesting credentials for Golden Gopher basketball will have to meet certain criteria to gain access to press seating. The criteria will also determine where media will be located during games either in press row courtside or in the upper press row (Row 1 of balcony on north side). Order of priority:
- The originating television entity of the game will be seated courtside at center court.
 - Flagship radio for both teams will be seated in the upper level press row. Any non-originating radio stations doing game updates will be seated in the upper press row. Student radio stations will be subject to space restrictions and will only be granted credentials if space allows.
 - Any national publication will be granted a minimum of one credential for working press and one photography credential if needed courtside.
 - The Associated Press and the primary daily newspapers of the Minneapolis/St. Paul market that provide daily coverage for Golden Gopher basketball will be granted three seats courtside. (1-photo, 2-working press). Any other requested credentials will be seated in the upper press row.
 - Any visiting team's primary newspapers from its largest media market that provide daily coverage of the visiting team will be granted one credential courtside if space allows. The location of other credentialed media of the visiting team will be determined by circulation size or the visiting SID.
 - Minneapolis/St. Paul local television stations with network affiliation will be granted a shooting position (located near the slash camera position) and one seat in the radio deck.
 - Any local television stations from visiting markets will be seated on the radio deck.
 - Daily student newspapers will be placed on the radio deck with the exception of the Minnesota Daily. The Minnesota Daily will have one credential in the courtside press row. Any additional credentialed seats will be located in the radio deck.
 - Any weekly, basketball specific, or school specific publications with the exception of the Minnesota Spokesman-Recorder will be seated on the radio deck and issue of credentials will be determined by space restrictions and the media relations office. The Minnesota Spokesman-Recorder will have one credential in the courtside press row.
 - If there is no space available on either press row, media can request credentials and have access during the game to the media work room located on the second level of the east addition and postgame interview areas.

PHOTO AND FILM CREDENTIALS

All photo and game film credentials should be requested as early as possible because of severe space limitations. Photographers and film crews may work only in the designated areas. Photographers are not allowed on the court during play, but can photograph pregame and postgame activities, if they have requested such access from the media relations staff. Failure to comply will result in expulsion from the arena.

WEEKLY PRACTICE ACCESS/INTERVIEW AVAILABILITY

Coach Pitino and select Golden Gopher players will be made available for interviews the day before each game prior to the start of that day's practice. Interviews, in most cases, will be conducted in the Williams Arena Media Room. This is subject to change at the coaches discretion. It is strongly recommended that at least 24 hours notice be given to Dan Reisig in the Athletic Communications Office to ensure that your request can be considered.



RICHARD PITINO

HEAD COACH | THIRD SEASON

Richard Pitino AT A GLANCE

Born Sept. 16, 1982
 Hometown Boston, Mass.
 High School St. Sebastian's School (Needham, Mass.)
 College Providence, 2005 (B.S. History)
 Family Wife, Jill; Daughter, Ava; Son, Jack

Collegiate Coaching Experience

2005-06	Assistant Coach	Northeastern
2006-07	Assistant Coach	Duquesne
2007-09	Assistant Coach	Louisville
2009-11	Assistant Coach	Florida
2011-12	Associate Head Coach	Louisville
2012-13	Head Coach	Florida International
2013-	Head Coach	Minnesota

Coaching Record

2012-13	Florida International	18-14
---------	-----------------------	-------

- Led FIU to first winning season since 1999-2000
- Guided Panthers to 18 wins, its highest total since 1997-98
- Led FIU to its first appearance in the Sun Belt Conference Tournament championship game.
- FIU finished with 11 conference wins on the season, the most by a Panther team since joining the Sun Belt Conference.

2013-	Minnesota	49-36
-------	-----------	-------

- Set a school record for victories and steals in a single season
- Guided Gophers to 2014 NIT Championship

Pitino's 43 wins is the **second-highest total** of all current Big Ten head coaches in their first two years at their respective school.

His **.606 winning percentage** in that time frame ties for third in that category.

Richard Pitino is in his third season as the 17th head coach of the University of Minnesota's Golden Gopher men's basketball team.

Last year, the Gophers set a new school single-season record with 313 steals, passing the previous mark of 297 set in 2007-08. The team averaged 74.2 points per game, the highest since the 2001-02 season and the second straight season under head coach Richard Pitino that the Gophers have averaged more than 71 points per game. Two of his players garnered All-Big Ten honorable mentions in guard Andre Hollins (coaches & media) and Maurice Walker (media). In February, the Gophers defeated then-#25 and eventual Final Four team Michigan State in East Lansing for the first time since 1997 (later vacated) – the team's first road win over a top-25 team since 2012.

In year one, Pitino led the Gophers to their second National Invitation Tournament championship in program history, posting a school-record 25 wins in the process. Among those victories were three top-25 wins at home in Williams Arena, knocking off #9/8 Wisconsin, #11/9 Ohio State, and #20/19 Iowa. Those were part of the 20 home wins that the Gophers amassed during the season. Pitino's first Gopher team finished with eight Big Ten victories, seventh in the conference, along with an opening-round win in the Big Ten Tournament. The 2014-15 squad featured two All-Big Ten honorable mention players in junior guards Andre Hollins and DeAndre Mathieu, the latter one of four newcomers that arrived on campus with Pitino.

"We are excited to welcome Coach Pitino to the University of Minnesota," said University President Eric Kaler at the time of his hiring. "Pitino brings the energy, skill, passion and commitment we need to lead our program and develop our student-athletes, both on and off the court."

Pitino came to Gold Country after spending one season at the helm of the Florida International University (FIU) basketball program. Prior to his arrival in South Florida, FIU had not had a winning season since 1999-2000 and in the three seasons before his hiring posted a combined record of 26-65.

In just one season, Pitino led the program to 18 wins, the fourth-most in program history, and its first appearance in the Sun Belt Conference Tournament championship game. FIU finished with 11 conference wins on the season, the most by a Panther team since joining the Sun Belt Conference.

Prior to leading FIU, Pitino served as the Associate Head Coach for one season and an assistant for two other seasons under his father, Rick, at Louisville. In three years overall with the Cardinals, he helped the program to a combined 88-25 record, a pair of NCAA Elite Eight berths (2008 and 2009) and one NCAA Final Four appearance (2012). His efforts also helped the Cards land two of top 15 recruiting classes in his three years (2007-08 and 2008-09).

Pitino also spent time as an assistant for two seasons under Billy Donovan at Florida. In his time with the Gators, the club was a combined 50-20 with back-to-back NCAA Tournament appearances, including reaching the 2011 NCAA Southeast Regional finals before falling to NCAA runner-up Butler.

Pitino has also spent time as an assistant at Duquesne (2006-07) and Northeastern (2005-06).

MINNESOTA WHEN...

	2015-16	2014-15
Home	5-4	13-5
Away	0-1	3-8
Neutral	1-3	2-2
Nonconference (includes post-season games)	6-6	12-3
Big Ten Conference	0-2	6-12
Big Ten Tournament	0-0	1-1
Leading at half	4-1	16-4
Trailing at half	2-7	2-9
Tied at half	0-0	0-2
Leading with 5:00 left	6-0	17-3
Trailing with 5:00 left	0-7	0-10
Tied with 5:00 left	0-1	1-2
Overtime	0-1	1-1
Shooting 50% or better from the field	1-0	10-0
Shooting less than 50% from the field	5-8	8-15
Opp. shoot 50% or better from the field	1-2	1-5
Opp. shoot less than 50% from the field	5-6	17-10
Make more 3s than opponent	3-2	9-8
Opponent makes more 3s	1-3	5-7
3s are equal	2-3	4-0
More FT attempts than opponent	5-5	13-3
Opponent had more FT attempts	1-3	4-11
FT attempts are equal	0-0	1-1
Out-rebound opponent	2-1	7-4
Out-rebounded by opponent	4-6	11-10
Rebounds are equal	0-1	0-1
Fewer turnovers than opponent	5-5	16-6
More turnovers than opponent	1-3	2-6
Turnovers are equal	0-0	0-3
Bench outscores opponent's bench	2-4	11-8
Opponent's bench outscores MN bench	4-4	6-5
Bench points are equal	0-0	1-2
Score 70 points or more	5-3	13-5
Score fewer than 70 points	1-5	5-10
Hold opponent to less than 70 points	4-2	13-4
Opponent scores 70 points or more	2-6	5-11
Score 80 points or more	2-1	11-0
Games decided by 1-5 points	2-3	3-8
Games decided by 6-10 points	1-2	4-3
Games decided by 11-15 points	1-3	2-3
Games decided by more than 15 points	2-0	9-1
November	5-2	4-2
December	1-5	7-1
January	0-1	3-6
February	0-0	3-3
March	0-0	1-3
On CBS, TruTV, TNT, TBS	0-0	—
On ESPN, ESPN2, ESPNU	2-3	3-7
On Big Ten Network	1-2	9-8
Other/Internet	3-3	6-0
Non-Televised	0-0	—
vs. ranked opponents	0-1	1-6
vs. unranked opponents	6-7	17-9
Miscellaneous Stats		
Current streak	L-3	L-1
Homecourt streak	L-2	L-2
Neutral streak	L-2	L-1
Road streak	L-1	W-1
Wearing White	4-3	11-3
Wearing Gold	1-3	3-2
Wearing Maroon	1-2	4-8
Day Games	3-4	6-5
Night Games	3-4	12-10
Weekday Games	5-4	12-10
Weekend Games	1-4	6-5

2015-16 STARTING LINEUPS

Games	G	G	G/F	F	F/C	Record
1-2	Mason	Morris	Buggs	King	Diedhiou	2-0
3-6	Mason	Morris	Buggs	King	Konaté	2-2
7	Mason	Morris	McBrayer	King	Konaté	1-0
8-9	Mason	Morris	Buggs	King	Konaté	0-2
10-11	Mason	Morris	McBrayer	King	Konaté	1-1
12-14	Mason	Morris	Murphy	King	Konaté	0-3

2015-16 MISCELLANEOUS STATISTICS

ATTENDANCE	G	TOTAL	AVERAGE	STARTS	SEASON (CAREER)
Home	9	94,371	10,486	Joey King	14 (59)
Away	1	13,701	13,701	Carlos Morris	14 (37)
Neutral	4	8,157	2,039	Nate Mason	14 (20)
Total	14	116,229	8,302	Bakary Konaté	11 (11)
				Charles Buggs	8 (15)
				Jordan Murphy	3 (3)
				Dupree McBrayer	3 (3)
				Gaston Diedhiou	2 (2)
DUNK -O- METER	SEASON (CAREER)		SEASON (CAREER)		
Jordan Murphy	20 (20)		Charles Buggs		
Charles Buggs	6 (14)		Jordan Murphy		
Bakary Konaté	5 (11)		Dupree McBrayer		
Joey King	(7)		Gaston Diedhiou		
Carlos Morris	(2)		SEASON (CAREER)		
DOUBLE-DOUBLES	SEASON (CAREER)		GAMES MISSED (INJURY/ILLNESS/OTHER) SEASON (CAREER)		
Jordan Murphy	5 (5)		Darin Haugh		
Joey King	1 (2)		Kevin Dorsey		
Bakary Konaté	1 (1)		Charles Buggs		
			Joey King		
DOUBLE-FIGURE SCORING	SEASON (CAREER)		FOULED OUT SEASON (CAREER)		
Nate Mason	11 (27)		Jordan Murphy		
Joey King	9 (41)		Joey King		
Carlos Morris	8 (25)		Bakary Konaté		
Jordan Murphy	8 (8)		Nate Mason		
Charles Buggs	4 (6)		Carlos Morris		
Kevin Dorsey	4 (4)				
Bakary Konaté	2 (2)				
Dupree McBrayer	1 (1)				
20-POINT GAMES	SEASON (CAREER)				
Joey King	2 (5)				
Carlos Morris	1 (4)				
Nate Mason	1 (1)				
Jordan Murphy	1 (1)				
DOUBLE-FIGURE ASSISTS	SEASON (CAREER)				
DOUBLE-FIGURE REBOUNDS	SEASON (CAREER)				
Jordan Murphy	5 (5)				
Bakary Konaté	3 (3)				
Joey King	1 (3)				
Charles Buggs	1 (1)				
Largest Victory	18	twice; last vs. Chicago State (12/16/15)			
Largest Defeat	15	at Ohio State (12/30/15)			
Largest Halftime Lead	13	vs. Missouri State (11/20/15)			
Largest Halftime Deficit	6	three times; last vs. South Dakota (12/5/15)			
Most Points In First Half	44	vs. Missouri State (11/20/15)			
Most Points In Second Half	53	vs. Clemson (11/30/15)			
Most Points Allowed In First Half	42	twice; last vs. Clemson (11/30/15)			
Most Points Allowed In Second Half	48	vs. Omaha (11/27/15)			
Best Field Goal Pct. In A Half	56.2	2nd half vs. Omaha (11/27/15)			
Largest Lead	23	vs. Chicago State (12/16/15)			
Largest Lead On Road	2	at Ohio State (12/30/15)			
Largest Lead - Neutral Site	18	vs. Missouri State (11/20/15)			
Largest Blown Lead - Loss	9	vs. Oklahoma State (12/12/15)			
Largest Deficit	19	at Ohio State (12/30/15)			
Largest Deficit At Home	12	vs. Milwaukee (12/23/15)			

THE LAST TIME...

RANKED IN A.P. TOP 25 Feb. 4, 2013 (No. 18)
RANKED IN USA TODAY TOP 25 Feb. 4, 2013 (No. 18)
DEFEATED AN A.P. NO. 1 TEAM Feb. 27, 2013 (Minnesota 77, No. 1 Indiana 73)
DEFEATED AN A.P. TOP 5 TEAM Feb. 27, 2013 (Minnesota 77, No. 1 Indiana 73)
DEFEATED AN A.P. TOP 10 TEAM Jan. 22, 2014 (Minnesota 81, No. 9 Wisconsin 68)
DEFEATED AN A.P. TOP 25 TEAM Feb. 25, 2014 (Minnesota 95, No. 20 Iowa 89)
DEFEATED A HIGHER RANKED TEAM ON THE ROAD *(when ranked)*

Feb. 12, 1994 (#23 Minnesota 109, #21 Wisconsin 78 in Madison, Wis.)
DEFEATED A RANKED TEAM ON THE ROAD *(when unranked)*
Feb. 26, 2015 (Minnesota 96, #25 Michigan State 90 in East Lansing, Mich.)
DEFEATED A HIGHER RANKED TEAM AT NEUTRAL SITE *(when ranked)*
Nov. 26, 2009 (#16 Minnesota 82, #10 Butler 73 in Anaheim, Calif.)
DEFEATED A RANKED TEAM AT NEUTRAL SITE *(when unranked)*

Mar. 22, 2013 (Minnesota 83, No. 24 UCLA 63 - NCAA)
SCORED 100 POINTS IN A GAME Dec. 27, 2014 (Minnesota 108, UNCW 82)
ALLOWED 100 POINTS IN A GAME Feb. 20, 1988 (Iowa 107, Minnesota 86)
HELD OPPONENT TO LESS THAN 50 POINTS - WIN
Jan. 31, 2015 (Minnesota 60, Nebraska 42)
HELD OPPONENT TO LESS THAN 50 POINTS - LOSS

Jan. 26, 2013 (Wisconsin 45, Minnesota 44)
HELD OPPONENT TO LESS THAN 40 POINTS Nov. 9, 2012 (Minnesota 72, American 36)
HELD OPPONENT UNDER 20 POINTS IN A HALF Feb. 12, 2015 (Iowa - 19 in 1st half)
HELD OPPONENT UNDER 15 POINTS IN A HALF Mar. 2, 2013 (Penn State - 12 in 1st half)
DEFEATED A TEAM BY 30 POINTS Dec. 19, 2014 (Minnesota 92, Seattle 57)
DEFEATED A TEAM BY 40 POINTS Nov. 20, 2014 (Minnesota 109, Franklin Pierce 57)
SHOT 70 PERCENT FROM THE FIELD Feb. 11, 1984 (.714, vs. Indiana - 30 of 42)
SHOT 60 PERCENT FROM THE FIELD Dec. 8, 2014 (.600 vs. North Dakota - 36 of 60)

MADE 10 THREE-POINTERS IN A GAME Nov. 27, 2015 (11 of 20 vs. Omaha)
HAD 50 REBOUNDS IN A GAME Dec. 5, 2015 (50 vs. South Dakota)
HAD 30 ASSISTS IN A GAME Dec. 2, 1991 (30 vs. Youngstown State)
HAD 25 ASSISTS IN A GAME Dec. 27, 2014 (25 vs. UNCW)
HAD 15 STEALS IN A GAME Feb. 7, 2015 (17 vs. Purdue)
HAD 10 STEALS IN A GAME Mar. 11, 2015 (10 vs. Rutgers - BTT)
BLOCKED 10 SHOTS IN A GAME Nov. 21, 2013 (12 vs. Wofford)
COMMITTED FEWER THAN 5 TURNOVERS Jan. 2, 2016 (4 vs. Michigan State)
FORCED 30 TURNOVERS Dec. 28, 2007 (30 vs. Nicholls State)
FORCED 25 TURNOVERS Dec. 8, 2014 (25 vs. North Dakota)
HAD SIX PLAYERS SCORE IN DOUBLE FIGURES Dec. 8, 2014 vs. North Dakota
(Maurice Walker-22, DeAndre Mathieu-15, Carlos Morris-14,
Joey King-12, Nate Mason-11, Andre Hollins-10)

TWO PLAYERS WITH DOUBLE-DOUBLES IN THE SAME GAME
**Dec. 5, 2015 (Jordan Murphy - 19 points, 17 rebounds;
Joey King - 17 points, 10 rebounds vs. South Dakota)**

WON A GAME WITH THE LAST SHOT
Feb. 6, 2010 (Lawrence Westbrook jumper as time expired at Penn State)

OVERTIME

PLAYED AN OVERTIME GAME Dec. 5, 2015 (South Dakota 85, Minnesota 81 2OT)
PLAYED A DOUBLE OVERTIME GAME Dec. 5, 2015 (South Dakota 85, Minnesota 81 2OT)
PLAYED A TRIPLE OVERTIME GAME Feb. 5, 2014 (Purdue 77, Minnesota 74 3OT)
WON AN OVERTIME GAME Feb. 26, 2015 (Minnesota 96, Michigan State 90 OT)
LOST AN OVERTIME GAME Dec. 5, 2015 (South Dakota 85, Minnesota 81 2OT)

MINNESOTA INDIVIDUAL RECORDS

TRIPLE-DOUBLE Mychal Thompson (34 pts, 12 reb, 12 blocks vs. Ohio State), 1/26/1976
DOUBLE-DOUBLE (PTS-AST) DeAndre Mathieu (13 pts., 11 ast., vs. UNCW), 12/27/2014
DOUBLE-DOUBLE (PTS-RBS)

Jordan Murphy (16 pts., 10 rbs., vs. Milwaukee), 12/23/2015
40 OR MORE POINTS IN A GAME Andre Hollins (41 vs. Memphis), 11/23/2012
35 POINTS IN A GAME Andre Hollins (41 vs. Memphis), 11/23/2012
30 POINTS IN A GAME Andre Hollins (31 vs. Rutgers), 1/17/2015
25 POINTS IN A GAME Maurice Walker (26 vs. Penn State), 3/8/2015
25 POINTS IN A HALF Vincent Grier (25 in 2nd half vs. Wisconsin), 1/26/2005
20 POINTS IN A HALF Joe Coleman (24 in 2nd half at Illinois), 1/09/2013
20 REBOUNDS IN A GAME Richard Coffey (20 vs. Grambling State), 12/30/1987
15 REBOUNDS IN A GAME Jordan Murphy (18 vs. Chicago State), 12/16/2015
15 ASSISTS IN A GAME Arriel McDonald (16 vs. Wisconsin), 1/12/1994
10 ASSISTS IN A GAME DeAndre Mathieu (11 vs. UNCW), 12/27/2014
FIVE THREE-POINTERS IN A GAME Joey King (6 vs. Missouri State), 11/20/2015
15 FREE THROWS MADE IN A GAME Trevor Mbakwe (16 vs. Fairfield), 11/17/2011
10 FREE THROWS MADE IN A GAME Nate Mason (11 vs. Temple), 11/19/2015
FIVE STEALS IN A GAME Carlos Morris (5 vs. Purdue), 2/7/2015
FIVE BLOCKS IN A GAME Maurice Walker (5 vs. UMBC), 11/22/2014
10 BLOCKS IN A GAME Joel Przybilla (10 at Fresno State), 12/4/1998
20 POINTS AND 10 ASSISTS IN A GAME
Lawrence McKenzie (22 points, 10 assists vs. Ohio State), 2/18/2007


20 POINTS AND 10 REBOUNDS IN A GAME
Jordan Murphy (24 pts., 10 rbs., vs. Clemson), 11/30/2015
CONSECUTIVE 30-POINT GAMES
Vincent Grier (32 vs. Wisconsin; 32 vs. Northwestern), 2/5-9/2005

CONSECUTIVE 20-POINT GAMES
Joey King (22 vs. UMKC; 20 vs. ULM), 11/13-15/2015
THREE STRAIGHT 20-POINT GAMES
Andre Hollins (31 vs. Rutgers; 21 at Nebraska; 28 vs. Illinois), 1/17-24/2015
FOUR STRAIGHT 20-POINT GAMES
Rodney Williams (20 vs. Michigan - BTT; 21 at La Salle - NIT; 21 at Miami - NIT; 24 at Middle Tennessee State - NIT), 3/9-21/2012

SIX STRAIGHT DOUBLE FIGURE REBOUND GAMES
Trevor Mbakwe (12 vs. Michigan State; 11 vs. Northwestern; 11 at Illinois; 10 at Indiana; 10 vs. Michigan; 16 at Northwestern), 12/31-1/23/2013
SEVEN STRAIGHT DOUBLE FIGURE REBOUND GAMES
Trevor Mbakwe (12 vs. Michigan State; 11 vs. Northwestern; 11 at Illinois; 10 at Indiana; 10 vs. Michigan; 16 at Northwestern; 10 at Wisconsin), 12/31-1/27/2013

OPPONENT INDIVIDUAL RECORDS

DOUBLE-DOUBLE
40 OR MORE POINTS IN A GAME **Matt Costello, Michigan (17 pts, 15 rbs), 1/2/2016**
30 POINTS IN A GAME Dennis Scott, Georgia Tech (40), 3/25/1990
D.J. Newbill, Penn State (31), 3/8/2015
25 POINTS IN A GAME
20 REBOUNDS IN A GAME **Jake Bittle, South Dakota State (25), 12/8/2015**
Greg Brunner, Iowa (23), 1/18/2006
15 REBOUNDS IN A GAME
15 ASSISTS IN A GAME **Matt Costello, Michigan (15), 1/2/2016**
B.J. Armstrong, Iowa (15), 2/18/1989
10 ASSISTS IN A GAME
Jaquan Lyle, Ohio State (13), 12/30/2015
FIVE THREE-POINTERS IN A GAME
10 FREE THROWS MADE IN A GAME **Jordan Roper, Clemson (25), 11/30/2015**
FIVE STEALS IN A GAME Rapheal Davis, Purdue (10), 12/31/2014
Harrison/Pointer, St. John's (6/5), 11/26/2014
FIVE BLOCKS IN A GAME
J.J. Panoske, Milwaukee (5), 12/23/2015
20 POINTS AND 10 REBOUNDS IN A GAME
A.J. Hammons, Purdue (20 pts., 14 rbs.), 2/5/2014



charles
BUGGS

23

FORWARD
redshirt
junior

height: 6-9
weight: 230

Arlington, Texas

Previous School
Hargrave Military
Academy

High School
Martin

F

STATS ▼

2015-16 | JUNIOR SEASON:

Scored nine points, four rebounds, two blocks and two assists in season opener vs. UMKC (11/13) • posted eight points and a career-high six rebounds with one block and a steal vs. ULM (11/15) • pulled down a career-high 10 rebounds and added nine rebounds, one block, a steal and an assist vs. Temple (11/19) • posted eight points, two rebounds, one assist and a steal vs. Missouri State (11/20) • scored 10 points with a rebound vs. Texas Tech (11/22) • scored eight points, eight rebounds three assists and two steals vs. Omaha (11/27) • poured in career-high 15 points along with four rebounds, two assists and a steal vs. Clemson (11/30) • scored 12 points, six rebounds and a block vs. South Dakota (12/5) • scored team-high 14 points with six rebounds, one block and a steal vs. Chicago State (12/16).

2014-15 | SOPHOMORE SEASON:

Scored two points, one rebound and an assist against Louisville (11/14) • posted four points, three rebounds, an assist and a steal vs. Western Kentucky (11/18) • scored eight points, four rebounds, two blocks and two assists against Franklin Pierce (11/20) • scored six points and three rebounds vs. UMBC (11/22) • scored three points, one steal and a rebound at St. John's (11/26) • was 3-for-3 from behind the arc for nine points and added a rebound vs. Georgia (11/28) • grabbed two rebounds at Wake Forest (12/2) • scored two points with a rebound against North Dakota (12/8) • contributed seven points, four rebounds, one assist and one steal vs. Southern (12/10). • recorded four points, three assists and two rebounds in career-high 24 minutes vs. Seattle (12/19) • scored 13 points, two rebounds and two assists vs. UNCW (12/27) • scored five points with two rebounds and a block at Maryland (1/3) • made first career start and pulled down three rebounds vs. Iowa (1/13) • recorded two points and two rebounds vs. Rutgers (1/17) • scored three rebounds and two points against Illinois (1/24) • scored six points, five rebounds and a block at Penn State (1/28) • sank a 3-pointer and grabbed a rebound against Purdue (2/7) • scored seven points, four rebounds and two steals at Iowa (2/12) • recorded six points and five rebounds at Indiana (2/15) • scored seven points, three rebounds and an assist against Northwestern (2/18) • was perfect from the field, scoring six points with three rebounds and a steal at Wisconsin (2/21) • scored five points, two rebounds and two assists in win over Rutgers (3/11 - BTT).

2013-14 | FRESHMAN SEASON:

Played two minutes in his collegiate debut against Lehigh (11/8) • scored his first collegiate points against Montana (11/12) • picked up his first career blocks (2) in nine minutes off the bench against Wofford (11/21) • played two minutes and recorded an assist in win over Indiana (2/8) • scored career-high 13 points, including 3-for-3 from beyond the arc, and added three rebounds and a steal in win over Iowa (2/25) • scored three points and added three rebounds at Michigan (3/1) • pulled down a career-high four rebounds with an assist vs. Florida State (4/1 - NIT).

2012-13:

Redshirted.

HIGH SCHOOL:

Attended Hargrave Military Academy (Chatham, Va.) during the 2011-12 school year • previously graduated from Martin High School (Arlington, Texas) with a 3.7 GPA • Hargrave finished the 2011-12 season as the national runner-up with a 38-1 record • Buggs scored 15 points in the championship game • averaged 11.4 points in 15 games as a senior at Martin • averaged 18.9 points and 6.3 rebounds as a member of the Triumph White AAU team in summer 2011 • National Spanish Honor Society member • Principal's Award recipient.

PERSONAL:

Born April 3, 1993 • son of David and Terri Buggs • has one brother, Clayton • plans to major in sport management.

CAREER HIGHS

Minutes

35 - twice; last vs. Clemson (11/30/15)

Points

15 vs. Clemson (11/30/15)

FG Attempts

9 vs. Clemson (11/30/15)

FG Made

5 - four times; last vs. Chicago State (12/16/15)

FT Attempts

9 at Maryland (1/3/15)

FT Made

5 at Maryland (1/3/15)

3-Point FG Attempts

6 vs. Clemson (11/30/15)

3-Point FG Made

3 - four times; last vs. Clemson (11/30/15)

Rebounds

10 vs. Temple (11/19/15)

Assists

3 - twice; last vs. Omaha (11/27/15)

Steals

2 - twice; last vs. Omaha (11/27/15)

Blocks

2 - three times, last vs. UMKC (11/13/15)

2015-16 GAME-BY-GAME

Opponent (Date)	Start	Min	Fg-Fa	3g-3a	Ft-Fta	O-D/T	PF	A	TO	Blk	Stl	Pts	
UMKC (11/13)	Y	25	3-5	1-3	2-2	2-2/4	2	2	1	2	0	9	
ULM (11/15)	Y	32	3-7	0-3	2-2	0-6/6	1	0	4	1	1	8	
Temple (11/19)	Y	31	4-6	1-1	0-0	2-8/10	0	1	0	1	1	9	
Missouri State (11/20)	Y	25	2-5	1-1	3-3	0-2/2	3	1	1	0	1	8	
Texas Tech (11/22)	Y	23	4-6	2-3	0-0	1-0/1	2	0	0	0	0	10	
Omaha (11/27)	Y	35	3-5	1-2	1-3	4-4/8	2	3	0	1	2	8	
Clemson (11/30)	N	35	5-9	3-6	2-2	1-3/4	3	2	1	0	1	15	
South Dakota (12/5)	Y	29	4-8	2-5	2-2	1-5/6	1	0	1	1	0	12	
South Dakota St. (12/8)	Y	8	1-3	1-2	0-0	0-1/1	0	0	0	0	0	3	
Oklahoma State (12/12)	DNP (Coach's Decision)												
Chicago State (12/16)	N	18	5-8	2-4	2-3	2-4/6	2	0	0	1	1	14	
Milwaukee (12/23)	N	23	0-3	0-2	0-0	1-0/1	1	2	2	0	0	0	
Ohio State (12/30)	N	17	0-3	0-2	0-0	0-1/1	3	0	1	0	0	0	
Michigan State (1/2)	DNP (Coach's Decision)												
Totals		12-8	302	34-68	14-34	14-17	14	36/50	20	11	7	7	96


Season	Gp	Gs	Min	Avg	3-POINT			REBOUNDS			Asst	TO	Blk	ST	Pf/Dq	Pts	Avg		
					Fg-Fga	Pct	Ft-Fta	Pct	O-D/Tot	Avg									
2013-14	16	0	107	6.7	11-16	.688	5-7	.714	0-0	.000	5-13/18	1.1	4	5	3	2	15/0	27	1.7
2014-15	33	7	436	13.2	45-103	.437	16-50	.320	14-28	.500	25-41/66	2.0	17	9	6	9	46/0	120	3.6
2015-16	12	8	302	25.2	34-68	.500	14-34	.412	14-17	.824	14-36/50	4.2	11	11	7	7	20/0	96	8.0
Career	61	15	845	13.9	90-187	.481	35-91	.385	28-45	.622	44-90/134	2.2	32	25	16	18	81/0	243	4.0

2014-15 GAME-BY-GAME

Opponent (Date)	Start	Min	Fg-Fa	3g-3a	Ft-Fta	O-D/T	PF	A	TO	Blk	Stl	Pts	
Louisville (11/14)	N	6	0-0	0-0	2-2	0-1/1	0	1	2	0	0	2	
Western Ky. (11/18)	N	9	1-5	1-2	1-2	2-1/3	1	1	0	0	1	4	
Franklin Pierce (11/20)	N	16	3-4	1-1	1-3	1-3/4	2	2	0	2	0	8	
UMBC (11/22)	N	13	3-6	0-2	0-0	1-2/3	2	0	0	0	0	6	
St. John's (11/26)	N	12	1-4	0-2	1-3	1-0/1	1	0	0	0	1	3	
Georgia (11/28)	N	9	3-4	3-3	0-0	0-1/1	2	0	0	0	0	9	
Wake Forest (12/2)	N	8	0-4	0-2	0-0	1-1/2	3	0	0	0	0	0	
Western Carolina (12/5)	N	9	0-0	0-0	1-2	0-0/0	0	1	0	0	0	1	
North Dakota (12/8)	N	10	1-2	0-1	0-0	0-1/1	1	0	0	0	0	2	
Southern (12/10)	N	18	3-6	1-3	0-1	2-2/4	1	1	0	0	1	7	
Seattle (12/19)	N	24	1-4	0-3	2-2	1-1/2	2	3	2	0	0	4	
Furman (12/22)	N	4	0-0	0-0	0-0	1-2/3	0	1	1	0	0	0	
UNCW (12/27)	N	16	5-6	3-3	0-0	0-2/2	4	2	0	0	0	13	
Purdue (12/31)	N	3	0-1	0-1	0-0	0-0/0	0	0	0	0	0	0	
Maryland (1/3)	N	16	0-1	0-1	5-9	2-0/2	2	0	0	1	0	5	
Ohio State (1/6)	N	6	1-2	0-1	0-0	0-1/1	2	0	0	0	0	2	
Michigan (1/10)	N	9	1-2	1-1	0-0	1-1/2	0	0	0	0	0	3	
Iowa (1/13)	Y	18	0-1	0-1	0-0	0-3/3	3	0	0	0	0	0	
Rutgers (1/17)	N	13	1-3	0-1	0-2	0-2/2	1	0	0	0	0	2	
Nebraska (1/20)	N	5	0-0	0-0	0-0	0-0/0	0	0	0	0	1	0	
Illinois (1/24)	N	10	1-5	0-2	0-0	2-1/3	3	0	0	0	0	2	
Penn State (1/28)	N	21	3-5	0-1	0-0	2-3/5	1	1	0	1	0	6	
Nebraska (1/31)	N	6	0-1	0-0	0-0	0-0/0	1	0	0	0	0	0	
Purdue (2/7)	N	7	1-1	1-1	0-1	1-0/1	0	0	0	0	0	3	
Iowa (2/12)	Y	26	3-5	1-2	0-0	2-2/4	3	0	1	0	2	7	
Indiana (2/15)	Y	24	2-4	1-3	1-2	2-3/5	3	0	1	0	0	6	
Northwestern (2/18)	Y	24	3-5	1-2	0-0	1-2/3	2	1	0	0	0	7	
Wisconsin (2/21)	Y	31	3-3	0-0	0-0	0-3/3	3	0	2	0	1	6	
Michigan State (2/26)	Y	15	1-5	0-3	0-0	0-1/1	1	1	0	0	0	2	
Wisconsin (3/5)	Y	11	1-4	0-2	0-0	0-0/0	1	0	0	0	1	2	
Penn State (3/8)	N	15	1-1	1-1	0-0	0-1/1	0	0	0	2	0	3	
Rutgers (3/11 - BTT)	N	12	2-6	1-3	0-0	1-1/2	0	2	0	0	0	5	
Ohio State (3/12 - BTT)	N	10	0-3	0-2	0-0	1-0/1	1	0	0	0	1	0	
Totals		33-7	436	45-103	16-50	14-28	25-41/66	46	17	9	6	9	120

2013-14 GAME-BY-GAME

Opponent (Date)	Start	Min	Fg-Fa	3g-3a	Ft-Fta	O-D/T	PF	A	TO	Blk	Stl	Pts	
Lehigh (11/8)	N	2	0-0	0-0	0-0	0-0/0	1	0	0	0	0	0	
Montana (11/12)	N	4	1-1	1-1	0-0	0-1/1	0	0	0	0	1	3	
Richmond (11/16)						DNP - Coach's Decision							
Coastal Carolina (11/19)						DNP - Coach's Decision							
Wofford (11/21)	N	9	0-1	0-0	0-0	0-1/1	1	1	1	2	0	0	
Syracuse (11/25)						DNP - Coach's Decision							
Arkansas (11/26)						DNP - Coach's Decision							
Chaminade (11/27)						DNP - Coach's Decision							
Florida State (12/3)	N	4	1-1	0-0	0-0	0-0/0	0	0	0	0	0	2	
New Orleans (12/7)						DNP - Coach's Decision							
South Dakota St. (12/10)						DNP - Coach's Decision							
Omaha (12/20)						DNP - Coach's Decision							
Texas A&M-C.C. (12/28)						DNP - Injury							
Michigan (1/2)						DNP - Injury							
Purdue (1/5)						DNP - Coach's Decision							
Penn State (1/8)						DNP - Coach's Decision							
Michigan State (1/11)						DNP - Coach's Decision							
Ohio State (1/16)						DNP - Coach's Decision							
Iowa (1/19)						DNP - Coach's Decision							
Wisconsin (1/22)						DNP - Coach's Decision							
Nebraska (1/26)						DNP - Coach's Decision							
Northwestern (2/1)						DNP - Coach's Decision							
Purdue (2/5)						DNP - Coach's Decision							
Indiana (2/8)	N	2	0-0	0-0	0-0	0-0/0	0	1	0	0	0	0	
Wisconsin (2/13)	N	0+	0-0	0-0	0-0	0-0/0	0	0	0	0	0	0	
Northwestern (2/16)						DNP - Coach's Decision							
Illinois (2/19)						DNP - Coach's Decision							
Ohio State (2/22)						DNP - Coach's Decision							
Iowa (2/25)	N	19	5-6	3-3	0-0	1-2/3	1	0	0	0	1	13	
Michigan (3/1)	N	16	1-1	1-1	0-0	1-2/3	2	0	2	0	0	3	
Penn State (3/9)	N	7	0-0	0-0	0-0	0-2/2	3	0	0	0	0	0	
Penn State (3/13)	N	3	0-0	0-0	0-0	0-1/1	1	0	1	1	0	0	
Wisconsin (3/14)	N	9	1-1	0-0	0-0	1-0/1	2	0	0	0	0	2	
High Point (3/18)	N	8	2-3	0-1	0-0	0-1/1	1	1	0	0	0	4	
Saint Mary's (3/23)	N	5	0-0	0-0	0-0	0-0/0	1	0	0	0	0	0	
Southern Miss (3/25)	N	7	0-0	0-0	0-0	0-1/1	0	0	0	0	0	0	
Florida State (4/1)	N	11	0-2	0-1	0-0	2-2/4	2	1	1	0	0	0	
SMU (4/3)	N	1	0-0	0-0	0-0	0-0/0	0	0	0	0	0	0	
Totals		16-0	107	11-16	5-7	0-0	5-13/18	15	4	5	3	2	27



kevin
DORSEY

4

GUARD
freshman

height: 6-0
weight: 175

Waldorf, Md.

High School
Clinton Christian

G

STATS ▼

2015-16 | FRESHMAN SEASON:

Made collegiate debut vs. UMKC, posting seven points, six assists, four rebounds and a steal (11/13) • reached double-figures with 11 points and added six rebounds, two assists and a steal vs. ULM (11/15) • Scored nine points, three assists, three blocks and two rebounds in win over Missouri State (11/20) • scored eight points and two rebounds vs. Texas Tech (11/22) • contributed six points, three rebounds, one assist and a steal vs. Clemson (11/30) • poured in 15 points, five rebounds, one assist and a steal vs. South Dakota (12/5) • scored 16 points, three steals and three rebounds with two assists vs. SDSU (12/8) • scored six points, all from the free-throw line, and added a rebound vs. Oklahoma State (12/12) • scored a basket before leaving with a heel injury in the first half vs. Chicago State (12/16) • returned to action at Ohio State, scoring four points and three rebounds (12/30) • scored 11 points, one rebound, one steal and an assist vs. Michigan State (1/2).

HIGH SCHOOL:

Was rated a four-star and top-100 national recruit by both ESPN, 247Sports and Rivals.com • twice earned Washington Post All-Met honors • earned first team All-Met status his senior season at Clinton Christian after averaging 22.6 points per game and leading the team to a Capital Beltway Athletic Association league title • named a Washington Post All-Met third team selection after he helped lead Paul VI to WCAC, VISAA Division I and Alhambra Invitational titles in 2014.

PERSONAL:

Parents are Andrea Collier and Kevin Dorsey, Sr. • lists winning the 2013 Bass Pro Shops Tournament of Champions as his career highlight • major is undecided.

CAREER HIGHS

Minutes

34 vs. South Dakota (12/5/15)

Points

16 vs. South Dakota State (12/8/15)

FG Attempts

12 vs. South Dakota State (12/8/15)

FG Made

5 vs. South Dakota State (12/8/15)

FT Attempts

8 vs. South Dakota (12/5/15)

FT Made

6 - twice; last vs. Oklahoma State (12/12/15)

3-Point FG Attempts

4 - twice; last vs. Michigan State (1/2/16)

3-Point FG Made

2 vs. South Dakota State (12/8/15)

Rebounds

6 vs. ULM (11/15/15)

Assists

6 vs. UMKC (11/13/15)

Steals

3 vs. South Dakota State (12/8/15)

Blocks

3 vs. Missouri State (11/20/15)

2015-16 GAME-BY-GAME

Opponent (Date)	Start	Min	Fg-Fa	3g-3a	Ft-Fta	O-D/T	PF	A	TO	Blk	Stl	Pts	
UMKC (11/13)	N	26	3-9	0-3	1-2	0-4/4	2	6	7	0	1	7	
ULM (11/15)	N	20	3-6	1-3	4-4	0-6/6	2	2	1	0	1	11	
Temple (11/19)	N	11	0-5	0-2	1-2	0-1/1	1	0	0	0	1	1	
Missouri State (11/20)	N	23	2-8	1-4	4-6	0-2/2	3	3	3	3	0	9	
Texas Tech (11/22)	N	17	3-7	0-3	2-2	1-1/2	1	0	3	0	0	8	
Omaha (11/27)	N	11	0-5	0-0	0-0	0-2/2	3	1	0	0	0	0	
Clemson (11/30)	N	19	1-2	0-0	4-6	0-3/3	2	1	0	0	1	6	
South Dakota (12/5)	N	34	4-6	1-2	6-8	1-4/5	2	1	4	0	1	15	
South Dakota St (12/8)	N	24	5-12	2-4	4-5	0-3/3	0	2	0	0	3	16	
Oklahoma State (12/12)	N	20	0-5	0-2	6-6	0-1/1	2	0	1	0	0	6	
Chicago State (12/16)	N	3	1-1	0-0	0-0	0-0/0	0	0	0	0	0	2	
Milwaukee (12/23)													
Ohio State (12/30)	N	13	1-2	0-1	2-2	0-3/3	1	0	1	0	0	4	
Michigan State (1/2)	N	25	4-9	1-4	2-3	0-1/1	4	1	0	0	1	11	
Totals		13-0	246	27-77	6-28	36-47	2-31/33	23	17	20	3	9	96

Season	Gp	Gs	Min	Avg	3-POINT					REBOUNDS					Asst	TO	Blk	ST	Pfr/Dq	Pts	Avg
					Fg-Fga	Pct	Fg-Fga	Pct.	Ft-Fta	Pct.	O-D/Tot	Avg	O-D/Tot	Avg							
2015-16	13	0	246	18.9	27-77	.351	6-28	.214	36-47	.766	2-31/33	2.5	17	20	3	9	23/0	96	7.4		
Career	13	0	246	18.9	27-77	.351	6-28	.214	36-47	.766	2-31/33	2.5	17	20	3	9	23/0	96	7.4		



**gaston
DIEDHIU**

41

FORWARD
sophomore

height: 6-10
weight: 240

Dakar, Senegal

High School
Canarias
Academy

F

STATS ▼

2015-16 | SOPHOMORE SEASON:

Made first collegiate start in season opener vs. UMKC, grabbing one rebound and one steal (11/13) • recorded two points, two rebounds and a steal in win over Missouri State (11/20) • scored two points, two rebounds and a block vs. Omaha (11/27) • scored on his only field goal attempt vs. Clemson (11/30) • posted two points and a rebound at Ohio State (12/30).

2014-15 | FRESHMAN SEASON:

Joined the team on December 18 • made collegiate debut at Nebraska, playing five minutes (1/20) • grabbed a rebound against Purdue (2/7) • pulled down an offensive rebound in win at Iowa (2/12) • scored first career basket in seven minutes of action against Northwestern (2/18) • scored two points and two rebounds in win at Michigan State (2/26) • scored two points with two rebounds against Rutgers (3/11 - BTT) • posted two points and two rebounds against Ohio State (3/12 - BTT).

HIGH SCHOOL:

Played at the Canarias Basketball Academy in Spain under head coach Rob Orellana • prior to that, competed in Andorra along with more than three years in Torrejón, Spain.

PERSONAL:

Parents are Henriette Diatta and the late Jean Pierre Diedhiou • has four siblings: a twin brother Jean Pascal, and sisters Khady Anna, Marie Emilie, and brother Joe Philips • played soccer before started playing basketball at the age of 14 • enjoys hanging out with friends and dancing • major is undecided but plans to major in business.

CAREER HIGHS

Minutes 11 vs. Texas Tech (11/22/15)	3-Point FG Attempts 1 - four times; last vs. Ohio State (3/12/15 - BTT)
Points 2 - eight times; last vs. Ohio State (12/30/15)	3-Point FG Made —
FG Attempts 4 vs. Missouri State (11/20/15)	Rebounds 2 - five times; last vs. Omaha (11/27/15)
FG Made 1 - eight times; last at Ohio State (12/30/15)	Assists —
FT Attempts 1 at Michigan State (2/26/15)	Steals 1 - twice; last vs. Missouri State (11/20/15)
FT Made —	Blocks 1 vs. Omaha (11/27/15)


2015-16 GAME-BY-GAME

Opponent (Date)	Start	Min	Fg-Fa	3g-3a	Ft-Fta	O-D/T	PF	A	TO	Blk	Stl	Pts	
UMKC (11/13)	Y	9	0-0	0-0	0-0	0-1/1	0	0	0	0	1	0	
ULM (11/15)	Y	10	0-2	0-0	0-0	0-0/0	1	0	1	0	0	0	
Temple (11/19)	N	5	0-1	0-0	0-0	1-1/2	1	0	0	0	0	0	
Missouri State (11/20)	N	6	1-4	0-0	0-0	2-0/2	0	0	0	0	1	2	
Texas Tech (11/22)	N	11	0-1	0-0	0-0	0-1/1	3	0	0	0	0	0	
Omaha (11/27)	N	2	1-2	0-0	0-0	2-0/2	0	0	0	1	0	2	
Clemson (11/30)	N	3	1-1	0-0	0-0	0-0/0	1	0	0	0	0	2	
South Dakota (12/5)	N	2	0-1	0-0	0-0	0-0/0	1	0	0	0	0	0	
South Dakota St. (12/8)			DNP (Coach's Decision)										
Oklahoma State (12/12)	N	4	0-0	0-0	0-0	0-0/0	1	0	0	0	0	0	
Chicago State (12/16)	N	3	0-0	0-0	0-0	0-0/0	0	0	1	0	0	0	
Milwaukee (12/23)			DNP (Coach's Decision)										
Ohio State (12/30)	N	7	1-2	0-0	0-0	0-1/1	3	0	0	0	0	2	
Michigan State (1/2)	N	10	0-0	0-0	0-0	1-0/1	2	0	0	0	0	0	
Totals		12-2	72	4-14	0-0	0-0	6-4/10	13	0	2	1	2	8

2014-15 GAME-BY-GAME

Opponent (Date)	Start	Min	Fg-Fa	3g-3a	Ft-Fta	O-D/T	PF	A	TO	Blk	Stl	Pts
Seattle (12/19)			DNP (Coach's Decision)									
Furman (12/22)			DNP (Coach's Decision)									
UNCW (12/27)			DNP (Coach's Decision)									
Purdue (12/31)			DNP (Coach's Decision)									
Maryland (1/3)			DNP (Coach's Decision)									
Ohio State (1/6)			DNP (Coach's Decision)									
Michigan (1/10)			DNP (Coach's Decision)									
Iowa (1/13)			DNP (Coach's Decision)									
Rutgers (1/17)			DNP (Coach's Decision)									
Nebraska (1/20)	N	5	0-0	0-0	0-0	0-0/0	1	0	0	0	0	0
Illinois (1/24)	N	1	0-0	0-0	0-0	0-0/0	0	0	0	0	0	0
Penn State (1/28)			DNP (Coach's Decision)									
Nebraska (1/31)	N	1	0-0	0-0	0-0	0-0/0	0	0	0	0	0	0
Purdue (2/7)	N	4	0-0	0-0	0-0	0-1/1	0	0	0	0	0	0
Iowa (2/12)	N	6	0-0	0-0	0-0	1-0/1	0	0	0	0	0	0
Indiana (2/15)	N	2	0-0	0-0	0-0	0-0/0	0	0	1	0	0	0
Northwestern (2/18)	N	7	1-2	0-0	0-0	0-0/0	1	0	0	0	0	2
Wisconsin (2/21)	N	10	0-1	0-1	0-0	0-0/0	4	0	2	0	0	0
Michigan State (2/26)	N	9	1-2	0-1	0-1	0-2/2	0	0	0	0	0	2
Wisconsin (3/5)	N	7	0-0	0-0	0-0	0-1/1	1	0	0	0	0	0
Penn State (3/8)	N	4	0-1	0-1	0-0	0-0/0	0	0	1	0	0	0
Rutgers (3/11 - BTT)	N	5	1-1	0-0	0-0	1-1/2	1	0	1	0	0	2
Ohio State (3/12 - BTT)	N	7	1-2	0-1	0-0	2-0/2	1	0	0	0	0	2
Totals		13-0	68	4-9	0-4	0-1	4-5/9	9	0	5	0	8

Season	Gp	Gs	Min	Avg	3-POINT			REBOUNDS					Asst	TO	Blk	ST	Pf/Dq	Pts	Avg
					Fg-Fga	Pct	Ft-Fta	Pct	O-D/Tot	Avg									
2014-15	13	0	68	5.2	4-9	.444	0-4	.000	0-1	.000	4-5/9	0.7	0	5	0	0	9/0	8	0.6
2015-16	12	2	72	6.0	4-14	.286	0-0	.000	0-0	.000	6-4/10	0.8	0	2	1	2	13/0	8	0.7
Career	25	2	140	5.6	8-23	.348	0-4	.000	0-1	.000	10-9/19	0.8	0	7	1	2	22/0	16	0.6



ahmad
GILBERT

32

GUARD
freshman

height: 6-6
weight: 210

Philadelphia, Pa.

High School
Constitution

G

STATS ▼

2015-16 | FRESHMAN SEASON:

Made collegiate debut against ULM, dishing two assists in seven minutes of action (11/15) • scored five points in win over Missouri State (11/20) • grabbed a rebound against South Dakota (12/5) • swatted one block against SDSU (12/8) • scored five points with a rebound vs. Oklahoma State (12/12) • scored a basket and an assist vs. Chicago State (12/16) • contributed eight points, two rebounds and a steal at Ohio State (12/30).

HIGH SCHOOL:

Named an All-Southeastern Pennsylvania first team selection by the Philadelphia Inquirer • helped lead the Generals to their third state championship in his four-year career • averaged 17.6 points, 11 rebounds, 2.5 steals and 2.1 blocks per game during his senior season • picked up Pennsylvania Sports Writers Class A Player of the Year honors in 2014 and 2015.

PERSONAL:

Full name is Ahmad Gilbert, Jr. • parents are Tanya and Ahmad Gilbert Sr. • nickname is "JR" • has one brother, Leon • enjoys rapping and playing video games • major is undecided.

CAREER HIGHS

Minutes
11 at Ohio State (12/30/15)

Points
8 at Ohio State (12/30/15)

FG Attempts
6 at Ohio State (12/30/15)

FG Made
3 at Ohio State (12/30/15)

FT Attempts
—

FT Made
—

3-Point FG Attempts
4 at Ohio State (12/30/15)

3-Point FG Made
2 at Ohio State (12/30/15)

Rebounds
2 at Ohio State (12/30/15)

Assists
2 vs. ULM (11/15/15)

Steals
1 at Ohio State (12/30/15)

Blocks
1 vs. South Dakota State (12/8/15)

2015-16 GAME-BY-GAME

Opponent (Date)	Start	Min	Fg-Fa	3g-3a	Ft-Fta	O-D/T	PF	A	TO	Blk	Stl	Pts
UMKC (11/13)			DNP (Coach's Decision)									
ULM (11/15)	N	7	0-2	0-2	0-0	0-0/0	1	2	0	0	0	0
Temple (11/19)			DNP (Coach's Decision)									
Missouri State (11/20)	N	8	2-3	1-2	0-0	0-0/0	2	0	0	0	0	5
Texas Tech (11/22)			DNP (Coach's Decision)									
Omaha (11/27)	N	4	0-1	0-1	0-0	0-0/0	0	0	0	0	0	0
Clemson (11/30)			DNP (Coach's Decision)									
South Dakota (12/5)	N	4	0-1	0-1	0-0	0-1/1	1	0	0	0	0	0
South Dakota St. (12/8)	N	4	0-0	0-0	0-0	0-0/0	0	0	0	1	0	0
Oklahoma State (12/12)	N	2	2-2	1-1	0-1	0-1/1	0	0	0	0	0	5
Chicago State (12/16)	N	6	1-4	0-2	0-0	0-0/0	0	1	0	0	0	2
Milwaukee (12/23)			DNP (Coach's Decision)									
Ohio State (12/30)	N	11	3-6	2-4	0-0	1-1/2	2	0	0	0	1	8
Michigan State (1/2)	N	3	0-0	0-0	0-0	0-1/1	0	0	0	0	0	0
Totals		9-0	49	8-19	4-13	0-1	1-4/5	6	3	0	1	20

Season	Gp	Gs	Min	Avg	3-POINT				REBOUNDS				Asst	TO	Blk	ST	Pf/Dq	Pts	Avg
					Fg-Fga	Pct	Fg-Fga	Pct.	Ft-Fta	Pct.	O-D/Tot	Avg							
2015-16	9	0	49	5.4	8-19	.421	4-13	.308	0-1	.000	1-4/5	0.6	3	0	1	1	6/0	20	2.2
Career	9	0	49	5.4	8-19	.421	4-13	.308	0-1	.000	1-4/5	0.6	3	0	1	1	6/0	20	2.2



**darin
HAUGH**

10

GUARD
redshirt junior

height: 5-11
weight: 170

Prior Lake, Minn.

Previous School
Bethany Lutheran

High School
Eastview

G

STATS ▼

2015-16 | JUNIOR SEASON:

Made Gopher debut against Chicago State (12/16).

2014-15

Sat out the season due to NCAA transfer rules.

2013-14 | SOPHOMORE SEASON (BETHANY LUTHERAN):

Saw action in four games, all in a starting role • averaged 10.8 points and 2.5 rebounds in 34.2 minutes per game • also totaled 18 assists (4.5 apg) and 10 steals (2.5 spg).

2012-13 | FRESHMAN SEASON (UW-PLATTEVILLE):

Appeared in four games • totaled nine points, three rebounds, three assists and one steal while averaging 13.3 minutes per game.

HIGH SCHOOL:

Earned all-conference, all-state and academic all-state as a senior ... helped his team to three conference championships and led Eastview to a 28-2 record and a sectional championship in his final prep season ... recorded 98 steals and ranked second best three-pointer percentage all-time in Minnesota as a senior.

PERSONAL:

Son of Dan and Lori Haugh ... major is undeclared.


CAREER HIGHS

Minutes	3-Point FG Made
1 vs. Chicago State (12/16/15)	—
Points	Rebounds
—	—
FG Attempts	Assists
—	—
FG Made	Steals
—	—
FT Attempts	Blocks
—	—
FT Made	—
—	—
3-Point FG Attempts	—
—	—

2015-16 GAME-BY-GAME

Opponent (Date)	Start	Min	Fg-Fa	3g-3a	Ft-Fta	O-D/T	PF	A	TO	Blk	Stl	Pts
UMKC (11/13)			DNP (Injury)									
ULM (11/15)			DNP (Injury)									
Temple (11/19)			DNP (Injury)									
Missouri State (11/20)			DNP (Injury)									
Texas Tech (11/22)			DNP (Injury)									
Omaha (11/27)			DNP (Injury)									
Clemson (11/30)			DNP (Coach's Decision)									
South Dakota (12/5)			DNP (Coach's Decision)									
South Dakota St. (12/8)			DNP (Coach's Decision)									
Oklahoma State (12/12)			DNP (Coach's Decision)									
Chicago State (12/16)	N	1	0-0	0-0	0-0	0-0/0	0	0	0	0	0	0
Milwaukee (12/23)			DNP (Coach's Decision)									
Ohio State (12/30)			DNP (Coach's Decision)									
Michigan State (1/2)			DNP (Coach's Decision)									
Totals		1-0	1	0-0	0-0	0-0	0-0/0	0	0	0	0	0

Season	Gp	Gs	Min	Avg	3-POINT				REBOUNDS				Asst	TO	Blk	ST	Pf/Dq	Pts	Avg
					Fg-Fga	Pct	Fg-Fga	Pct.	Ft-Fta	Pct.	O-D/Tot	Avg							
2014-15					sat out due to NCAA transfer rules														
2015-16	1	0	1	1.0	0-0	.000	0-0	.000	0-0	.000	0-0/0	0.0	0	0	0	0	0/0	0	0.0
Career	1	0	1	1.0	0-0	.000	0-0	.000	0-0	.000	0-0/0	0.0	0	0	0	0	0/0	0	0.0



joey
KING

24

FORWARD
senior

height: 6-9
weight: 240

Eagan, Minn.

Previous School
Drake

High School
Eastview

F

STATS ▼

MILESTONES:

- Big Ten Co-Player of the Week (11/16/15)
- Scored his 900th career point vs. Omaha (11/27/15)
- Collected his 300th career rebound vs. ULM (11/15/15)

2015-16 | SENIOR SEASON:

Led the team with a new career high 22 points, including six 3-pointers, and added four rebounds, one steal and an assist vs. UMKC (11/13) • scored game highs of 20 points and eight rebounds along with one assist against ULM (11/15) • recorded 10 points, and a rebound vs. Temple (11/19) • scored 18 points, including six 3-pointers, with four rebounds and three assists vs. Missouri State (11/20) • scored 15 points, five rebounds and a steal vs. Texas Tech (11/22) • led the team with 18 points and added three assists, one steal and a rebound vs. Omaha (11/27) • scored 17 points, two steals, two rebounds, an assist and a block vs. Clemson (11/30) • posted second career double-double, scoring 17 points and 10 rebounds with career-high seven assists, two blocks and a steal vs. South Dakota (12/5) • recorded six points, three rebounds, one block, one assist and a steal vs. Oklahoma State (12/12) • scored seven points, four assists, two rebounds, one block and a steal vs. Chicago State (12/16) • scored 10 points with one block, one steal and a rebound vs. Milwaukee (12/23) • contributed seven points, six rebounds and four assists at Ohio State (12/30) • posted seven points, four rebounds and three assists vs. Michigan State (1/2).

2014-15 | JUNIOR SEASON:

Recorded four rebounds and two points against Louisville (11/14) • scored 10 points, four rebounds and three assists vs. Western Kentucky (11/18) • posted 11 points, one steal and an assist vs. Franklin Pierce (11/20) • recorded five rebounds, four points, three steals and two assists vs. UMKC (11/22) • posted nine rebounds, eight points, two blocks and two assists at St. John's (11/26) • scored team-high 15 points, two rebounds, two assists, a block and a steal vs. Georgia (11/28) • scored 14 points, four rebounds and two assists at Wake Forest (12/2) • recorded 13 points, five rebounds, four assists and two steals vs. WCU (12/5) • posted 12 points, two rebounds, one block and an assist vs. North Dakota (12/8) • scored six points, four rebounds, three assists, one block and a steal vs. Southern (12/10) • contributed five points, four rebounds and an assist vs. Seattle (12/19) • led the team with 19 points and added three rebounds, one steal and an assist vs. Furman (12/22) • scored nine points, one block and one rebound vs. UNCW (12/27) • scored 13 points, three assists, two blocks and a rebound at Purdue (12/31) • scored five points, four assists, four rebounds and a steal vs. Ohio State (1/6) • scored six points and a rebound at Michigan (1/10) • scored 11 points, two rebounds and a block vs. Iowa (1/13) • posted nine points, three assists and one rebound vs. Rutgers (1/17) • scored 11 points, two rebounds and an assist at Nebraska (1/20) • recorded seven rebounds, three assists and three points vs. Illinois (1/24) • scored seven points, one assist and a rebound at Penn State (1/28) • posted nine points, three rebounds, one steal and an assist vs. Nebraska (1/31) • scored 11 points, three rebounds and two steals in win over Purdue (2/7) • posted 12 points at Indiana (2/15) • scored 12 points, five rebounds, one steal and an assist vs. Northwestern (2/18) • scored 17 points with five rebounds, two assists and a block in win at Michigan State (2/26) • posted seven points, five rebounds, one block and a steal vs. Wisconsin (3/5) • scored 19 points, four assists, three rebounds and a block vs. Penn State (3/8) • led all scorers with 20 points, including six 3-pointers, and added four rebounds, two steals and two assists vs. Rutgers (3/11 - BTT) • scored 10 points, one rebound and an assist vs. Ohio State (3/12 - BTT).

2013-14 | SOPHOMORE SEASON:

Led the team with 20 points in his Gopher debut against Lehigh (11/8) • missed the game against Wofford (11/21) due to a fracture on the right side of his jaw. Underwent minor surgery on Nov. 20 • scored nine points and grabbed five rebounds in 25 minutes off the bench against Syracuse (11/25) • scored 10 points and grabbed three rebounds in 27 minutes off the bench against New Orleans (12/7) • contributed four points and three rebounds against Omaha (12/20) • scored five points with a rebound and one steal against Michigan (1/2) • scored four points, two rebounds, one block and an assist against Purdue (1/5) • scored six points, two rebounds and two assists at Michigan State (1/11) • chipped in seven points, three rebounds and one steal at Iowa (1/19) • scored seven points, one steal, one rebound and an assist vs. Wisconsin (1/22)

CAREER HIGHS

Minutes 47 at Purdue (2/5/14)	3-Point FG Attempts 9 - three times; last vs. UMKC (11/13/15)
Points 22 vs. UMKC (11/13/15)	3-Point FG Made 6 - three times; last vs. Missouri State (11/20/15)
FG Attempts 15 vs. Missouri State (1/5/13)	Rebounds 11 at Illinois State (1/12/13)
FG Made 8 - twice; last vs. Furman (12/22/14)	Assists 7 vs. South Dakota (12/5/15)
FT Attempts 10 - twice; last vs. South Dakota (12/5/15)	Steals 3 vs. UMBC (11/22/14)
FT Made 9 - twice; last vs. South Dakota (12/5/15)	Blocks 2 - four times; last vs. South Dakota (12/5/15)

2015-16 GAME-BY-GAME

Opponent (Date)	Start	Min	Fg-Fa	3g-3a	Ft-Fta	O-D/T	PF	A	TO	Blk	Stl	Pts	
UMKC (11/13)	Y	28	7-10	6-9	2-2	0-4/4	1	1	0	0	1	22	
ULM (11/15)	Y	27	5-10	1-4	9-10	3-5/8	3	1	1	0	0	20	
Temple (11/19)	Y	28	3-9	2-7	2-3	1-0/1	3	0	2	0	0	10	
Missouri State (11/20)	Y	33	6-8	6-7	0-0	0-4/4	4	3	0	0	0	18	
Texas Tech (11/22)	Y	37	5-12	1-5	4-4	2-3/5	3	0	1	0	1	15	
Omaha (11/27)	Y	26	5-7	4-4	4-4	0-1/1	3	3	3	0	1	18	
Clemson (11/30)	Y	35	6-8	2-3	3-3	1-1/2	3	1	1	1	2	17	
South Dakota (12/5)	Y	43	4-11	0-3	9-10	4-6/10	4	7	1	2	1	17	
South Dakota St. (12/8)	Y	27	2-6	1-2	0-0	0-0/0	3	0	1	0	0	5	
Oklahoma State (12/12)	Y	30	2-7	1-5	1-1	1-2/3	3	1	2	1	1	6	
Chicago State (12/16)	Y	26	2-8	1-7	2-2	0-2/2	1	4	0	1	1	7	
Milwaukee (12/23)	Y	32	4-9	2-5	0-1	0-1/1	4	0	1	1	1	10	
Ohio State (12/30)	Y	38	1-8	1-3	4-4	1-5/6	2	4	0	0	0	7	
Michigan State (1/2)	Y	29	1-6	1-4	4-4	2-2/4	5	3	1	0	0	7	
Totals		14-14	439	53-119	29-68	44-48	15-36/51	43	28	14	6	9	179

• scored 14 points, nine rebounds, three assists and a block in 47 minutes of action at Purdue (2/5) • made first start as Gopher against Indiana, scoring four points and two rebounds (2/8) • scored seven points, four rebounds and a block at Northwestern (2/16) • recorded five points, four assists, one block and a rebound vs. Illinois (2/19) • scored nine points and grabbed two rebounds at Ohio State (2/22) • contributed nine points, five rebounds, one steal and an assist vs. Penn State (3/9) • scored 14 points with two rebounds and an assist vs. Wisconsin (3/14 - BTT) • scored 14 points, seven rebounds and three assists vs. High Point (3/18 - NIT) • led the team with 18 points and added two steals and a rebound vs. Saint Mary's (3/23 - NIT) • scored 15 points with three rebounds, two assists, one block and a steal vs. Southern Miss (3/25 - NIT) • contributed eight points and three rebounds in win over SMU (4/3 - NIT).

HIGH SCHOOL:

Averaged 23.9 points and six rebounds as a senior in 2011-12 • scored in double figures in 26 of 29 games to lead Eastview to a 28-2 record and a berth in the Minnesota state AAAA basketball tournament • averaged 17.6 points per game as a junior in leading the Lightning to a 22-5 record and a South Suburban Conference title • scored in double figures in 24 of 27 that year, including a season-best 36 points against Eagan • a three-year letterwinner in basketball • two-time member of the All-State Team • three-time All-South Suburban Conference honoree.

PERSONAL:

Born Sept. 24, 1993 • son of Julie King • has a younger brother, Erik • communications major.

Season	Gp	Gs	Min	Avg	3-POINT			REBOUNDS			Asst	TO	Blk	ST	Pf/Dq	Pts	Avg		
					Fg-Fga	Pct	Pct.	Ft-Fta	Pct.	O-D/Tot								Avg	
2012-13	33	2	608	18.4	74-173	.428	33-95	.347	41-51	.804	27-67/94	2.9	30	44	12	10	85/3	222	6.9
2013-14	37	15	828	22.4	89-184	.484	26-71	.366	60-76	.789	32-68/100	2.7	28	34	10	15	101/7	264	7.1
2014-15	33	33	961	29.1	110-237	.464	55-134	.410	44-53	.830	30-69/99	3.0	50	48	13	17	80/2	319	9.7
2015-16	14	14	439	31.4	53-119	.445	29-68	.426	44-48	.917	15-36/51	3.6	28	14	6	9	43/2	179	12.8
Career	117	64	2836	24.2	326-713	.457	143-368	.389	189-228	.829	104-240/344	2.9	136	140	41	51	309/14	984	8.4

2014-15 GAME-BY-GAME


Opponent (Date)	Start	Min	Fg-Fa	3g-3a	Ft-Fta	O-D/T	PF	A	TO	Blk	Stl	Pts	
Louisville (11/14)	Y	25	0-4	0-4	2-2	1-3/4	4	0	1	0	0	2	
Western Ky. (11/18)	Y	25	4-10	2-5	0-0	1-3/4	2	3	1	0	0	10	
Franklin Pierce (11/20)	Y	11	5-7	1-3	0-0	0-0/0	0	1	0	0	1	11	
UMBC (11/22)	Y	25	2-6	0-4	0-0	3-2/5	2	2	1	0	3	4	
St. John's (11/26)	Y	34	3-12	2-7	0-0	2-7/9	4	2	2	2	0	8	
Georgia (11/28)	Y	31	4-11	3-7	4-7	1-1/2	4	2	1	1	1	15	
Wake Forest (12/2)	Y	25	5-9	4-6	0-0	1-3/4	4	2	4	0	0	14	
Western Carolina (12/5)	Y	32	4-8	1-1	4-4	2-3/5	1	4	1	0	2	13	
North Dakota (12/8)	Y	27	4-7	1-2	3-3	0-2/2	3	1	2	1	0	12	
Southern (12/10)	Y	26	3-8	0-1	0-1	0-4/4	2	3	1	1	1	6	
Seattle (12/19)	Y	23	2-5	1-3	0-0	2-2/4	5	1	1	0	0	5	
Furman (12/22)	Y	32	8-11	2-4	1-2	1-2/3	0	1	2	0	1	19	
UNCW (12/27)	Y	28	3-5	1-1	2-2	1-0/1	1	0	2	1	0	9	
Purdue (12/31)	Y	37	4-6	3-4	2-2	0-1/1	4	3	3	2	0	13	
Maryland (1/3)	Y	23	1-5	1-3	0-0	0-1/1	5	1	0	0	0	3	
Ohio State (1/6)	Y	39	2-4	1-2	0-0	0-4/4	2	4	0	0	1	5	
Michigan (1/10)	Y	31	2-7	2-7	0-0	1-0/1	2	0	4	0	0	6	
Iowa (1/13)	Y	24	4-11	3-8	0-0	2-0/2	3	0	0	1	0	11	
Rutgers (1/17)	Y	28	3-6	1-4	2-2	1-0/1	3	3	2	0	0	9	
Nebraska (1/20)	Y	34	4-6	2-4	1-3	0-2/2	1	1	1	0	0	11	
Illinois (1/24)	Y	32	1-7	0-4	1-1	1-6/7	3	3	2	0	0	3	
Penn State (1/28)	Y	19	2-6	1-3	2-2	1-0/1	4	1	2	0	0	7	
Nebraska (1/31)	Y	33	3-8	1-5	2-2	1-2/3	1	1	2	0	1	9	
Purdue (2/7)	Y	36	4-7	3-5	0-0	0-3/3	0	0	1	0	2	11	
Iowa (2/12)	Y	29	2-6	0-3	0-0	0-2/2	4	1	1	1	0	4	
Indiana (2/15)	Y	31	5-10	2-5	0-0	0-0/0	1	0	0	0	0	12	
Northwestern (2/18)	Y	28	4-8	3-6	1-2	2-3/5	2	1	3	0	1	12	
Wisconsin (2/21)	Y	21	1-3	0-0	0-0	1-0/1	4	0	4	0	0	2	
Michigan State (2/26)	Y	37	4-6	1-2	8-8	2-3/5	3	2	1	1	0	17	
Wisconsin (3/5)	Y	33	2-4	1-2	2-2	2-3/5	2	0	0	1	1	7	
Penn State (3/8)	Y	36	5-9	4-7	5-6	0-3/3	1	4	0	1	0	19	
Rutgers (3/11 - BTT)	Y	35	7-11	6-9	0-0	1-3/4	1	2	1	0	2	20	
Ohio State (3/12 - BTT)	Y	30	3-4	2-3	2-2	0-1/1	2	1	2	0	0	10	
Totals		33-33	961	110-237	55-134	44-53	30-69/99	80	50	48	13	17	319

2012-13 GAME-BY-GAME (AT DRAKE)

Opponent (Date)	Start	Min	Fg-Fa	3g-3a	Ft-Fta	O-D/T	PF	A	TO	Blk	Stl	Pts	
William Jewell (11/9)	N	23	3-8	3-8	3-4	1-0/1	4	1	0	0	0	12	
Detroit (11/17)	N	16	2-4	0-2	4-4	0-2/2	4	0	3	1	0	8	
California (11/22)	N	14	1-4	0-3	0-0	0-0/0	4	0	2	0	0	2	
Rice (11/23)	N	7	1-1	1-1	0-0	0-0/0	1	0	1	0	0	3	
Xavier (11/25)	N	29	7-11	5-7	2-2	1-1/2	3	0	0	1	0	21	
Nevada (11/20)	N	5	0-1	0-1	0-0	0-1/1	4	1	1	0	0	0	
Saint Mary's (12/5)	N	20	1-4	0-1	0-0	0-1/1	1	1	2	0	0	2	
IPFW (12/8)	N	9	1-2	1-1	0-0	1-2/3	3	0	0	0	0	3	
Iowa State (12/15)	N	15	2-3	2-3	0-0	0-0/0	5	0	0	0	0	6	
North Carolina Cent (12/19)	N	27	1-6	1-3	2-2	4-6/10	2	3	2	0	1	5	
Eastern Illinois (12/22)	Y	24	0-4	0-3	2-2	0-3/3	2	2	2	1	1	2	
Bradley (12/29)	N	14	2-6	0-4	0-0	1-3/4	4	1	2	1	0	4	
Wichita State (1/2)	N	23	7-10	0-2	1-3	3-3/6	0	0	1	1	0	15	
Missouri State (1/5)	N	29	8-15	3-7	2-2	3-4/7	1	3	2	1	0	21	
Creighton (1/8)	N	32	5-10	5-9	2-2	0-2/2	3	1	1	0	0	17	
Illinois State (1/12)	N	31	3-9	1-2	4-4	4-7/11	2	4	2	0	0	11	
Evansville (1/16)	N	16	3-4	1-2	0-0	0-1/1	2	0	2	0	1	7	
Northern Iowa (1/20)	N	23	0-5	0-2	0-0	0-4/4	3	0	1	0	1	0	
Creighton (1/23)	N	3	0-1	0-1	0-0	0-0/0	0	0	2	0	0	0	
Missouri State (1/27)	N	8	1-2	0-0	0-0	1-0/1	1	1	0	0	0	2	
Southern Illinois (1/20)	N	13	4-4	1-1	1-2	0-2/2	5	0	4	1	1	10	
Indiana State (2/2)	N	26	5-11	2-4	0-2	3-2/5	4	0	0	0	1	12	
Illinois State (2/6)	N	24	3-7	2-3	3-4	0-3/3	2	1	1	0	0	11	
Evansville (2/10)	N	23	2-4	2-3	0-0	0-6/6	5	1	4	2	0	6	
Wichita State (2/13)	N	17	2-8	2-5	0-0	2-0/2	4	0	1	0	1	6	
Northern Iowa (2/16)	N	24	1-4	1-4	0-0	0-2/2	0	3	2	0	0	3	
Bradley (2/20)	N	14	0-2	0-2	2-2	0-0/0	1	1	1	0	0	2	
Green Bay (2/23)	Y	29	2-6	0-3	3-4	1-2/3	3	0	1	0	2	7	
Indiana State (2/27)	N	21	0-4	0-3	1-2	1-4/5	2	3	1	0	0	1	
Southern Illinois (3/2)	N	10	1-2	0-1	4-4	0-1/1	4	1	0	2	1	6	
Bradley (3/7)	N	24	5-7	0-2	5-6	1-5/6	2	0	1	1	0	15	
Creighton (3/8)	N	15	1-4	0-2	0-0	0-0/0	4	2	2	0	0	2	
Totals		32/2	608	74-173	33-95	41-51	27-67/94	85	30	44	12	10	222

2013-14 GAME-BY-GAME

Opponent (Date)	Start	Min	Fg-Fa	3g-3a	Ft-Fta	O-D/T	PF	A	TO	Blk	Stl	Pts	
Lehigh (11/8)	N	27	6-10	2-6	6-8	1-0/1	0	0	1	0	1	20	
Montana (11/12)	N	15	3-7	0-1	3-4	1-1/2	5	1	1	1	0	9	
Richmond (11/16)	N	26	5-8	0-2	0-2	4-3/7	3	0	0	0	0	10	
Coastal Carolina (11/19)	N	13	1-3	0-1	0-1	0-1/1	2	0	0	0	0	2	
Wofford (11/21)						DNP - Injury							
Syracuse (11/25)	N	25	4-9	1-1	0-0	3-2/5	5	0	2	0	1	9	
Arkansas (11/26)	N	21	3-9	1-4	0-0	0-1/1	3	1	1	0	0	7	
Chaminade (11/27)	N	18	2-8	0-3	5-6	0-2/2	0	0	0	1	1	9	
Florida State (12/3)	N	15	1-3	1-1	5-6	1-3/4	4	0	0	0	0	8	
New Orleans (12/7)	N	27	3-7	2-4	2-2	1-2/3	4	0	3	1	1	10	
South Dakota St. (12/10)	N	20	1-2	0-0	0-0	1-0/1	1	1	0	0	0	2	
Omaha (12/20)	N	13	1-3	0-1	2-2	0-3/3	1	0	2	0	0	4	
Texas A&M-C.C. (12/28)	N	10	0-2	0-2	0-0	0-1/1	4	0	0	0	0	0	
Michigan (1/2)	N	14	2-2	1-1	0-0	0-1/1	4	0	1	0	1	5	
Purdue (1/5)	N	13	0-1	0-1	4-4	1-1/2	1	1	1	1	0	4	
Penn State (1/8)	N	15	2-5	0-2	0-0	2-0/2	5	0	1	0	0	4	
Michigan State (1/11)	N	18	2-3	2-3	0-0	0-2/2	2	2	0	0	0	6	
Ohio State (1/16)	N	11	0-2	0-1	0-0	1-0/1	1	0	1	1	0	0	
Iowa (1/19)	N	19	2-5	0-0	3-4	2-1/3	4	0	2	0	1	7	
Wisconsin (1/22)	N	22	3-4	1-1	0-0	0-1/1	2	1	1	0	1	7	
Nebraska (1/26)	N	16	1-4	0-1	2-3	1-5/6	2	1	0	0	1	4	
Northwestern (2/1)	N	14	1-2	0-0	0-0	0-1/1	0	2	0	0	1	2	
Purdue (2/5)	N	47	6-8	2-4	0-0	2-7/9	5	3	0	1	0	14	
Indiana (2/8)	Y	19	2-4	0-2	0-0	0-2/2	2	0	1	0	0	4	
Wisconsin (2/13)	Y	23	2-3	0-1	1-2	0-1/1	5	1	2	1	0	5	
Northwestern (2/16)	Y	34	2-3	1-1	2-4	1-3/4	2	0	2	1	0	7	
Illinois (2/19)	Y	27	1-4	1-2	2-2	1-0/1	2	4	1	1	0	5	
Ohio State (2/22)	Y	33	4-11	1-5	0-0	1-1/2	3	0	3	0	0	9	
Iowa (2/25)	Y	27	2-5	0-1	2-2	2-1/3	4	1	1	0	1	6	
Michigan (3/1)	Y	24	0-3	0-1	0-0	1-2/3	1	0	0	0	0	0	
Penn State (3/9)	Y	33	2-4	0-2	5-5	2-3/5	3	1	0	0	1	9	
Penn State (3/13)	Y	17	2-2	0-0	0-0	0-2/2	2	2	1	0	0	4	
Wisconsin (3/14)	Y	31	4-6	3-3	3-4	0-2/2	5	1	1	0	0	14	
High Point (3/18)	Y	31	4-6	2-2	4-4	3-4/7	3	3	1	0	0	14	
Saint Mary's (3/23)	Y	35	5-8	2-4	6-7	0-1/1	2	0	1	0	2	18	
Southern Miss (3/25)	Y	32	7-13	1-4	0-0	0-3/3	1	2	1	1	1	15	
Florida State (4/1)	Y	7	1-1	1-1	0-0	0-2/2	5	0	1	0	1	3	
SMU (4/3)	Y	35	2-4	1-2	3-4	0-3/3	3	0	1	0	0	8	
Totals		37-15	828	89-184	26-71	60-76	32-68/100	101	28	34	10	15	264



**bakary
KONATÉ**

21

CENTER
sophomore

height: 6-11
weight: 235

Bamako, Mali

High School
Sunrise Christian
Academy

C

STATS ▼

2015-16 | SOPHOMORE SEASON:

Swatted three blocks and added two points, two rebounds and a steal vs. UMKC (11/13) • scored six points with two rebounds and a block vs. ULM (11/15) • posted nine points, three rebounds and two blocks vs. Temple (11/19) • recorded eight points, five rebounds and an assist vs. Missouri State (11/20) • grabbed three rebounds and scored a basket vs. Texas Tech (11/22) • posted first career double-double with 14 points and 10 rebounds, adding three blocks and two assists vs. Omaha (11/27) • registered career-high four blocks and added four points and two rebounds vs. South Dakota (12/5) • tallied 10 rebounds, four points, three blocks and a steal vs. SDSU (12/8) • grabbed career high 11 rebounds and added three points, one steal, one block and an assist vs. Milwaukee (12/23) • scored six points, six rebounds, two blocks and a steal vs. Michigan State (1/2)

2014-15 | FRESHMAN SEASON:

Made collegiate debut against Louisville, scoring two points and a rebound (11/14) • Recorded two rebounds and a block vs. Western Kentucky (11/18) • scored six points, four steals, three rebounds and one block vs. Franklin Pierce (11/20) • contributed two points, a rebound, one steal and a block vs. North Dakota (12/8) • scored six points, six rebounds, and one steal vs. Southern (12/10) • posted season highs of nine points, eight rebounds, two assists and two blocks against Seattle (12/19) • scored four points, three rebounds, one block and an assist vs. Furman (12/22) • recorded two rebounds, one block and a steal vs. UNCW (12/27) • scored two points, one rebound and an assist vs. Rutgers (1/17) • posted seven rebounds, two points and one block at Nebraska (1/20) • recorded three points, two rebounds and a steal vs. Illinois (1/24) • grabbed four rebounds and scored two points at Wisconsin (2/21) • posted four rebounds, two points, two assists, one block and a steal in win at Michigan State (2/26) • scored seven points, four rebounds, one block and a steal vs. Wisconsin (3/5) • scored four points with two rebounds vs. Rutgers (3/11 - BTT).

HIGH SCHOOL:

A graduate of IES La Vega de San Jose in Grand Canary Island, Spain • spent one year at Sunrise Basketball Academy but did not compete in any games • was a four-year high school starter, averaging nine rebounds, 7.5 points and one block per game • played in the Adidas Nations Basketball Tournament in Chicago as part of Team Mali • competed internationally at 15 years old for Club Baloncesto Gran Canaria in Spain • named MVP of the U-16 Spanish Clubs Championships at the 2009 Nike International Junior Tournament in Berlin.

PERSONAL:

Son of Seydou and Oumou Konaté • born Dec. 15, 1993 • is one of 14 siblings • has three brothers who played college basketball in the United States: Ibrahim (Boston University), Lassana (LeMoynne-Owen) and Fousseini (LeMoynne-Owen) • hobbies include watching movies and dancing • plans to major in business management.

CAREER HIGHS

Minutes

29 vs. South Dakota State (12/8/15)

Points

14 vs. Omaha (11/27/15)

FG Attempts

8 vs. Omaha (11/27/15)

FG Made

5 vs. Omaha (11/27/15)

FT Attempts

8 vs. Southern (12/10/14)

FT Made

6 vs. Southern (12/10/14)

3-Point FG Attempts

1 vs. ULM (11/15/15)

3-Point FG Made

—

Rebounds

11 vs. Milwaukee (12/23/15)

Assists

2 - three times; last vs. Omaha (11/27/15)

Steals

4 vs. Franklin Pierce (11/20/14)

Blocks

4 vs. South Dakota (12/5/15)


2015-16 GAME-BY-GAME

Opponent (Date)	Start	Min	Fg-Fa	3g-3a	Ft-Fta	O-D/T	PF	A	TO	Blk	Stl	Pts	
UMKC (11/13)	N	6	1-1	0-0	0-1	1-1/2	1	0	0	3	1	2	
ULM (11/15)	N	20	3-5	0-1	0-1	1-1/2	2	0	1	1	0	6	
Temple (11/19)	Y	22	3-5	0-0	3-3	1-2/3	4	0	0	2	0	9	
Missouri State (11/20)	Y	24	3-4	0-0	2-4	1-4/5	4	1	1	0	0	8	
Texas Tech (11/22)	Y	14	1-2	0-0	0-0	3-0/3	4	0	3	0	0	2	
Omaha (11/27)	Y	25	5-8	0-0	4-4	3-7/10	1	2	0	3	0	14	
Clemson (11/30)	Y	17	0-3	0-0	0-0	0-0/0	0	0	0	0	0	0	
South Dakota (12/5)	Y	21	1-1	0-0	2-2	1-1/2	2	0	2	4	0	4	
South Dakota St. (12/8)	Y	29	1-5	0-0	2-4	2-8/10	0	0	0	3	1	4	
Oklahoma State (12/12)	Y	21	1-1	0-0	0-2	3-3/6	5	0	2	1	0	2	
Chicago State (12/16)	Y	20	0-2	0-0	2-4	1-1/2	4	0	3	1	0	2	
Milwaukee (12/23)	Y	27	1-4	0-0	1-2	2-9/11	0	1	3	1	1	3	
Ohio State (12/30)	Y	15	0-1	0-0	0-0	0-1/1	3	0	1	0	0	0	
Michigan State (1/2)	Y	21	3-4	0-0	0-0	3-3/6	4	0	2	2	1	6	
Totals		14-12	282	23-46	0-1	16-27	22-241/63	34	4	18	21	4	62

2014-15 GAME-BY-GAME

Opponent (Date)	Start	Min	Fg-Fa	3g-3a	Ft-Fta	O-D/T	PF	A	TO	Blk	Stl	Pts
Louisville (11/14)	N	6	1-2	0-0	0-0	0-1/1	2	0	1	0	0	2
Western Ky. (11/18)	N	6	0-0	0-0	0-3	0-2/2	0	0	1	1	0	0
Franklin Pierce (11/20)	N	22	2-3	0-0	2-2	2-1/3	4	0	0	1	4	6
UMBC (11/22)	N	2	0-1	0-0	0-0	0-0/0	1	0	0	0	0	0
St. John's (11/26)			DNP (Coach's Decision)									
Georgia (11/28)	N	1	0-0	0-0	0-0	0-0/0	0	0	0	0	0	0
Wake Forest (12/2)	N	2	0-0	0-0	0-0	0-0/0	0	0	0	0	0	0
Western Carolina (12/5)			DNP (Coach's Decision)									
North Dakota (12/8)	N	9	1-1	0-0	0-0	0-1/1	4	0	3	1	1	2
Southern (12/10)	N	23	0-3	0-0	6-8	4-2/6	4	0	2	0	1	6
Seattle (12/19)	N	16	3-4	0-0	3-6	3-5/8	2	2	1	2	0	9
Furman (12/22)	N	8	1-2	0-0	2-5	3-0/3	0	1	0	1	0	4
UNCW (12/27)	N	10	0-1	0-0	0-0	0-2/2	1	0	1	1	1	0
Purdue (12/31)	N	4	0-0	0-0	0-0	0-1/1	2	0	1	0	0	0
Maryland (1/3)			DNP (Coach's Decision)									
Ohio State (1/6)			DNP (Coach's Decision)									
Michigan (1/10)			DNP (Coach's Decision)									
Iowa (1/13)			DNP (Coach's Decision)									
Rutgers (1/17)	N	17	1-1	0-0	0-2	0-1/1	3	1	0	0	0	2
Nebraska (1/20)	N	13	0-2	0-0	2-2	2-5/7	2	0	2	1	0	2
Illinois (1/24)	N	10	1-1	0-0	1-2	0-2/2	3	0	1	0	1	3
Penn State (1/28)	N	2	0-0	0-0	1-2	0-0/0	1	0	0	0	0	1
Nebraska (1/31)	N	1	0-0	0-0	0-0	0-0/0	0	0	0	0	0	0
Purdue (2/7)	N	1	0-0	0-0	0-0	0-0/0	0	0	0	0	0	0
Iowa (2/12)			DNP (Coach's Decision)									
Indiana (2/15)	N	1	0-0	0-0	0-0	0-0/0	1	0	0	0	0	0
Northwestern (2/18)			DNP (Coach's Decision)									
Wisconsin (2/21)	N	8	1-4	0-0	0-0	0-4/4	1	0	0	0	0	2
Michigan State (2/26)	N	14	1-2	0-0	0-0	2-2/4	1	2	0	1	1	2
Wisconsin (3/5)	N	17	3-3	0-0	1-2	1-3/4	1	0	1	1	1	7
Penn State (3/8)	N	5	1-1	0-0	0-0	0-0/0	0	0	1	0	0	2
Rutgers (3/11 - BTT)	N	9	2-3	0-0	0-0	1-1/2	4	0	0	0	0	4
Ohio State (3/12 - BTT)	N	15	1-1	0-0	0-0	0-1/1	2	0	1	0	0	2
Totals		25-0	222	19-35	0-0	18-34	18-34/52	39	6	16	10	56

Season	Gp	Gs	Min	Avg	3-POINT				REBOUNDS				Asst	TO	Blk	ST	Pf/Dq	Pts	Avg
					Fg-Fga	Pct	Fg-Fga	Pct	Ft-Fta	Pct	O-D/Tot	Avg							
2014-15	25	0	222	8.9	19-35	.543	0-0	.000	18-34	.529	18-34/52	2.1	6	16	10	10	39/0	56	2.2
2015-16	14	12	282	20.1	23-46	.500	0-1	.000	16-27	.593	22-41/63	4.5	4	18	21	4	34/1	62	4.4
Career	39	12	504	12.9	42-81	.519	0-1	.000	34-61	.557	40-75/115	2.9	10	34	31	14	73/1	118	3.0



**mike
LUKASHEWICH**

25

GUARD
sophomore

height: 6-3
weight: 190

Appleton, Wis.

High School
Appleton North

G

STATS ▼

2015-16 | SOPHOMORE SEASON:

2014-15 | FRESHMAN SEASON:

Joined the team on December 18 • made debut vs. Seattle, blocking a shot in four minutes of play (12/19).

HIGH SCHOOL:

2014 graduate of Appleton North • Named a Fox Valley Association All-Conference player in his junior and senior seasons • Holds the school record for career points scored • Letterwinner in volleyball and track in addition to basketball • Lists his most memorable sports thrill as his volleyball team's 34-0 state championship team • Graduated with high honors.

PERSONAL:

Full name is Michael Lukashewich (pronounced Luke-ah-SEV-itch) • Son of Terri and John Lukashewich • Has one younger sister, Kate • Born October 27, 1995 • Hobbies include playing piano, wake surfing and skiing • Plans to major in sports management/law.

CAREER HIGHS

Minutes	3-Point FG Made
4 - twice; last vs. UNCW (12/27/14)	—
Points	Rebounds
—	—
FG Attempts	Assists
—	—
FG Made	Steals
—	—
FT Attempts	Blocks
—	1 vs. Seattle (12/19/14)
FT Made	—
—	—
3-Point FG Attempts	—
—	—


2015-16 GAME-BY-GAME

Opponent (Date)	Start	Min	Fg-Fa	3g-3a	Ft-Fta	O-D/T	PF	A	TO	Blk	Stl	Pts
UMKC (11/13)			DNP	(Coach's Decision)								
ULM (11/15)			DNP	(Coach's Decision)								
Temple (11/19)			DNP	(Coach's Decision)								
Missouri State (11/20)			DNP	(Coach's Decision)								
Texas Tech (11/22)			DNP	(Coach's Decision)								
Omaha (11/27)			DNP	(Coach's Decision)								
Clemson (11/30)			DNP	(Coach's Decision)								
South Dakota (12/5)			DNP	(Coach's Decision)								
South Dakota St. (12/8)			DNP	(Coach's Decision)								
Oklahoma State (12/12)			DNP	(Coach's Decision)								
Chicago State (12/16)			DNP	(Coach's Decision)								
Milwaukee (12/23)			DNP	(Coach's Decision)								
Ohio State (12/30)			DNP	(Coach's Decision)								
Michigan State (1/3)			DNP	(Coach's Decision)								
Totals												

2014-15 GAME-BY-GAME

Opponent (Date)	Start	Min	Fg-Fa	3g-3a	Ft-Fta	O-D/T	PF	A	TO	Blk	Stl	Pts	
Seattle (12/19)	N	4	0-0	0-0	0-0	0-0/0	0	0	0	1	0	0	
Furman (12/22)			DNP	(Coach's Decision)									
UNCW (12/27)	N	4	0-0	0-0	0-0	0-0/0	0	0	1	0	0	0	
Purdue (12/31)			DNP	(Coach's Decision)									
Maryland (1/3)			DNP	(Coach's Decision)									
Ohio State (1/6)			DNP	(Coach's Decision)									
Michigan (1/10)			DNP	(Coach's Decision)									
Iowa (1/13)			DNP	(Coach's Decision)									
Rutgers (1/17)			DNP	(Coach's Decision)									
Nebraska (1/20)			DNP	(Coach's Decision)									
Illinois (1/24)			DNP	(Coach's Decision)									
Penn State (1/28)			DNP	(Coach's Decision)									
Nebraska (1/31)	N	1	0-0	0-0	0-0	0-0/0	0	0	0	0	0	0	
Purdue (2/7)			DNP	(Coach's Decision)									
Iowa (2/12)			DNP	(Coach's Decision)									
Indiana (2/15)			DNP	(Coach's Decision)									
Northwestern (2/18)			DNP	(Coach's Decision)									
Wisconsin (2/21)			DNP	(Coach's Decision)									
Michigan State (2/26)			DNP	(Coach's Decision)									
Wisconsin (3/5)			DNP	(Coach's Decision)									
Penn State (3/8)			DNP	(Coach's Decision)									
Rutgers (3/11 - BTT)			DNP	(Coach's Decision)									
Ohio State (3/12 - BTT)			DNP	(Coach's Decision)									
Totals		3-0	9	0-0	0-0	0-0	0-0/0	0	0	1	1	0	0

Season	Gp	Gs	Min	Avg	3-POINT				REBOUNDS				Asst	TO	Blk	ST	Pf/Dq	Pts	Avg
					Fg-Fga	Pct	Fg-Fga	Pct.	Ft-Fta	Pct.	O-D/Tot	Avg							
2014-15	3	0	9	3.0	0-0	.000	0-0	.000	0-0	.000	0-0/0	0.0	0	1	1	0	0/0	0	0.0
2015-16																			
Career	3	0	9	3.0	0-0	.000	0-0	.000	0-0	.000	0-0/0	0.0	0	1	1	0	0/0	0	0.0



nate
MASON

2

GUARD
sophomore

height: 6-2
weight: 185

Decatur, Ga.

High School
Arlington Country
Day

G

STATS ▼

MILESTONES:

- Big Ten Freshman of the Week (12/22/14)
- Scored his 400th career point vs. Clemson (11/30/15)

2015-16 | SOPHOMORE SEASON:

Scored 11 points, seven assists, three rebounds, two steals and a block in win vs. UMKC (11/13) • scored 12 points, four rebounds, four assists and a steal against ULM (11/15) • poured in career-high 20 points with five assists and two rebounds vs. Temple (11/19) • scored nine points, four assists and three rebounds vs. Missouri State (11/20) • posted six points and a steal vs. Texas Tech (11/22) • contributed 16 points, eight assists, three rebounds and one steal vs. Omaha (11/27) • scored 17 points, eight assists and two rebounds in win over Clemson (11/30) • contributed 11 points, three rebounds and two steals in career-high 42 minutes vs. South Dakota (12/5) • scored 18 points, five assists, two steals and two rebounds vs. SDSU (12/8) • scored team-high 14 points with three assists and two steals vs. Oklahoma State (12/12) • contributed 10 points, seven assists, two rebounds and two steals vs. Chicago State (12/16) • scored 10 points, five rebounds and an assist at Ohio State (12/30) • led team with 16 points and added six rebounds and three assists vs. Michigan State (1/2).

2014-15 | FRESHMAN SEASON:

Scored 10 points, five rebounds and two assists in collegiate debut vs. Louisville (11/14) • contributed 10 points, five rebounds, one block, one steal and one assist vs. Western Kentucky (11/18) • posted 15 points, five assists, four rebounds and two steals vs. Franklin Pierce (11/20) • scored eight points, five rebounds, four assists and a steal vs. UMKC (11/22) • scored team-high 15 points, with four rebounds, two assists and two steals at St. John's (11/26) • scored six points with five rebounds, four assists and two steals at Wake Forest (12/2) • contributed 11 points, five assists, two rebounds and two steals vs. WCU (12/5) • registered 11 points, eight assists, six steals and four rebounds vs. North Dakota (12/8) • scored three points, three rebounds, and two assists vs. Southern (12/10) • posted 15 points, six steals, three rebounds and an assist vs. Seattle (12/19) • scored 14 points and four steals vs. Furman (12/22) • scored career-high 18 points with five steals, two rebounds and two assists vs. UNCW (12/27) • contributed 12 points, three rebounds, two assists and a steal at Purdue (12/31) • scored seven points, two assists, one steal and one rebound vs. Ohio State (1/6) • scored eight points, five rebounds, three assists and a steal at Michigan (1/10) • scored 17 points with four rebounds, four assists and three steals in first career start vs. Iowa (1/13) • scored nine points, five steals, five assists and two rebounds with a block vs. Rutgers (1/17) • contributed three points, three steals, two rebounds and an assist at Nebraska (1/20) • scored 10 points, six assists and three rebounds vs. Illinois (1/24) • recorded five points, two steals, one rebound and an assist at Penn State (1/28) • posted eight points, one steal and an assist vs. Nebraska (1/31) • scored seven points, two assists, one steal and a rebound vs. Purdue (2/7) • posted 12 points, two assists, a steal and a rebound in win at Iowa (2/12) • led team with 15 points and added four rebounds vs. Northwestern (2/18) • scored 11 points, tied for team high, with five assists and three rebounds at Wisconsin (2/21) • posted nine points, five assists, two steals, one block and a rebound at Michigan State (2/26) • scored team-high 15 points with three assists and three rebounds vs. Wisconsin (3/5) • scored seven points, four assists, three rebounds and a steal vs. Penn State (3/8) • scored 15 points with three steals, two assists and a rebound vs. Rutgers (3/11 - BTT) • recorded nine points, four rebounds, three assists and a steal vs. Ohio State (3/12 - BTT).

PERSONAL:

Son of Tonya and Nate Mason • born Jul. 25, 1995 • has one younger sister, Taylor • most memorable sports thrill is hitting a half-court, game-winning shot • major is undecided.

CAREER HIGHS

Minutes	3-Point FG Attempts
42 vs. South Dakota (12/5/15)	7 vs. Michigan State (1/2/16)
Points	3-Point FG Made
20 vs. Temple (11/19/15)	4 vs. Furman (12/22/14)
FG Attempts	Rebounds
17 - twice; last vs. Michigan State (1/2/16)	6 vs. Michigan State (1/2/16)
FG Made	Assists
7 - twice; last vs. Iowa (1/13/15)	8 - three times; last vs. Clemson (11/30/15)
FT Attempts	Steals
12 vs. Temple (11/19/15)	6 - twice; last vs. Seattle (12/19/14)
FT Made	Blocks
11 vs. Temple (11/19/15)	1 - three times; last vs. UMKC (11/13/15)

2015-16 GAME-BY-GAME

Opponent (Date)	Start	Min	Fg-Fga	3g-3a	Ft-Fta	O-D/T	PF	A	TO	Blk	Stl	Pts	
UMKC (11/13)	Y	36	4-12	2-6	1-1	0-3/3	2	7	1	1	2	11	
ULM (11/15)	Y	33	5-10	1-4	1-1	0-4/4	2	4	1	0	1	12	
Temple (11/19)	Y	34	4-11	1-4	11-12	1-1/2	5	5	1	0	0	20	
Missouri State (11/20)	Y	34	3-10	3-6	0-0	1-2/3	1	4	2	0	0	9	
Texas Tech (11/22)	Y	23	2-9	0-4	2-2	0-0/0	4	0	2	0	1	6	
Omaha (11/27)	Y	36	6-12	2-5	2-6	1-2/3	1	8	2	0	1	16	
Clemson (11/30)	Y	27	4-7	1-3	8-10	0-2/2	2	8	2	0	0	17	
South Dakota (12/5)	Y	42	4-17	2-6	1-2	0-3/3	2	0	4	0	2	11	
South Dakota St. (12/8)	Y	32	5-11	3-5	5-5	0-2/2	3	5	1	0	2	18	
Oklahoma State (12/12)	Y	34	6-11	0-4	2-2	0-0/0	1	3	1	0	2	14	
Chicago State (12/16)	Y	33	3-7	2-4	2-2	0-2/2	0	7	2	0	2	10	
Milwaukee (12/23)	Y	25	3-10	0-4	0-0	0-2/2	4	2	1	0	0	6	
Ohio State (12/30)	Y	28	4-14	0-3	2-2	2-3/5	0	1	1	0	0	10	
Michigan State (1/2)	Y	33	5-17	3-7	3-4	2-4/6	2	3	0	0	0	16	
Totals		14-14	450	58-158	20-65	40-49	7-30/7	29	57	21	1	13	176

2014-15 GAME-BY-GAME

Opponent (Date)	Start	Min	Fg-Fga	3g-3a	Ft-Fta	O-D/T	PF	A	TO	Blk	Stl	Pts	
Louisville (11/14)	N	20	2-5	0-2	6-10	1-4/5	4	2	2	0	0	10	
Western Ky. (11/18)	N	20	4-5	2-2	0-1	0-5/5	0	1	1	1	1	10	
Franklin Pierce (11/20)	N	23	6-12	3-3	0-0	1-3/4	3	5	1	0	2	15	
UMBC (11/22)	N	18	3-8	2-6	0-0	0-5/5	2	4	1	0	1	8	
St. John's (11/26)	N	26	4-7	2-2	5-5	1-3/4	3	2	1	0	2	15	
Georgia (11/28)	N	21	1-7	1-4	0-0	0-3/3	4	3	0	0	1	3	
Wake Forest (12/2)	N	27	2-9	0-3	2-2	0-5/5	1	4	0	0	2	6	
Western Carolina (12/5)	N	29	4-6	3-5	0-0	0-2/2	0	5	3	0	2	11	
North Dakota (12/8)	N	27	4-9	1-3	2-4	0-4/4	3	8	1	0	6	11	
Southern (12/10)	N	21	1-5	0-0	1-3	0-3/3	1	2	0	0	0	3	
Seattle (12/19)	N	25	6-11	2-5	1-2	0-3/3	2	1	2	0	6	15	
Furman (12/22)	N	22	5-7	4-5	0-0	0-0/0	2	0	0	0	4	14	
UNCW (12/27)	N	25	7-13	2-3	2-3	0-2/2	0	2	1	0	5	18	
Purdue (12/31)	N	26	4-9	2-5	2-4	0-3/3	2	2	0	0	1	12	
Maryland (1/3)	N	22	1-7	0-2	0-0	2-3/5	2	1	1	0	1	2	
Ohio State (1/6)	N	32	2-7	0-3	3-5	0-1/1	2	2	1	0	1	7	
Michigan (1/10)	N	21	3-5	1-2	1-3	2-3/5	4	3	1	0	1	8	
Iowa (1/13)	Y	33	7-12	1-3	2-3	2-2/4	0	4	0	0	3	17	
Rutgers (1/17)	Y	35	3-10	2-6	1-2	1-1/2	3	5	1	1	5	9	
Nebraska (1/20)	Y	29	1-5	1-1	0-0	0-2/2	2	1	2	0	3	3	
Illinois (1/24)	N	28	1-7	1-4	7-8	1-2/3	0	6	2	0	0	10	
Penn State (1/28)	N	18	2-8	1-3	0-0	0-1/1	2	1	1	0	2	5	
Nebraska (1/31)	N	25	2-6	1-3	3-4	0-0/0	2	1	1	0	1	8	
Purdue (2/7)	N	26	3-10	0-1	1-2	0-1/1	3	2	0	0	1	7	
Iowa (2/12)	N	26	4-10	1-3	3-7	0-1/1	0	2	0	0	1	12	
Indiana (2/15)	N	28	1-6	1-2	0-0	1-1/2	1	1	2	0	0	3	
Northwestern (2/18)	N	24	5-10	2-4	3-3	1-3/4	1	0	3	0	0	15	
Wisconsin (2/21)	Y	26	5-11	1-3	0-0	1-2/3	1	5	1	0	0	11	
Michigan State (2/26)	Y	32	3-10	1-5	2-4	0-1/1	2	5	1	1	2	9	
Wisconsin (3/5)	Y	32	6-12	3-5	0-0	0-3/3	1	3	2	0	0	15	
Penn State (3/8)	N	32	3-10	0-3	1-1	1-2/3	2	4	2	0	1	7	
Rutgers (3/11 - BTT)	Y	32	6-9	0-3	3-5	0-1/1	1	2	1	0	3	15	
Ohio State (3/12 - BTT)	Y	31	4-13	1-4	0-2	2-2/4	2	3	1	0	1	9	
Totals		33-8	862	115-281	42-108	51-83	17-77/94	58	92	36	3	59	323

Season	Gp	Gs	Min	Avg	3-POINT			REBOUNDS			Asst	TO	Blk	ST	PF/Dq	Pts	Avg		
					Fg-Fga	Pct	Ft-Fta	Pct	O-D/Tot	Avg									
2014-15	33	8	862	26.1	115-281	.409	42-108	.389	51-83	.614	17-77/94	2.8	92	36	3	59	58/0	323	9.8
2015-16	14	14	450	32.1	58-158	.367	20-65	.308	40-49	.816	7-30/37	2.6	57	21	1	13	29/1	176	12.6
Career	47	22	1312	27.9	173-439	.394	62-173	.358	91-132	.689	24-107/131	2.8	149	57	4	72	87/1	499	10.6



dupree
McBRAYER

1

GUARD
freshman

height: 6-4
weight: 175

Queens, N.Y.

High School
Sunrise Christian
Academy

G

STATS ▼

2015-16 | FRESHMAN SEASON:

Made collegiate debut vs. UMKC, scoring three points, three rebounds and two assists (11/13) • scored two points with two assists, one rebound and a block vs. Temple (11/19) • tallied two assists vs. Missouri State (11/20) • registered six points, three rebounds, two assists and a steal vs. Texas Tech (11/22) • scored four points and four assists with two steals vs. Omaha (11/27) • started and grabbed five rebounds with two points, two assists and a steal vs. Clemson (11/30) • scored 13 points, three rebounds, two steals and an assist vs. SDSU (12/8) • scored eight points, two rebounds, one assist and a steal vs. Oklahoma State (12/12) • posted four points, two steals, one block, one assist and a rebound vs. Chicago State (12/16) • scored six points, four assists and a rebound vs. Milwaukee (12/23) • contributed three points, two rebounds and two assists at Ohio State (12/30).

HIGH SCHOOL:

Spent one season at Sunrise Christian Academy prep school • as a member of the New Heights AAU team, contributed 13.5 points and a team-high 3.5 assists and 0.9 steals per game • during final high school season, helped the Patrick School repeat as Union County Tournament champion and averaged 10.5 points per game for the Celtics.

PERSONAL:

Parents are Tayra McFarlane and Maurice McBrayer • has two brothers, Malik and Antoine • lists scoring 51 points in an all-star game during prep career as his basketball highlight • hobbies include playing video games, shopping and playing soccer • major is undecided.

CAREER HIGHS

Minutes

28 - twice; last vs. Oklahoma State (12/12/15)

Points

13 vs. South Dakota State (12/8/15)

FG Attempts

7 - twice; last vs. South Dakota State (12/8/15)

FG Made

2 - twice; last vs. South Dakota State (12/8/15)

FT Attempts

10 vs. South Dakota State (12/8/15)

FT Made

9 vs. South Dakota State (12/8/15)

3-Point FG Attempts

4 vs. Chicago State (12/16/15)

3-Point FG Made

1 - twice; last vs. Chicago State (12/16/15)

Rebounds

5 vs. Clemson (11/30/15)

Assists

4 - twice; last vs. Milwaukee (12/23/15)

Steals

2 - three times; last vs. Chicago State (12/16/15)


Blocks

1 vs. Chicago State (12/16/15)

2015-16 GAME-BY-GAME

Opponent (Date)	Start	Min	Fg-Fa	3g-3a	Ft-Fta	O-D/T	PF	A	TO	Blk	Stl	Pts	
UMKC (11/13)	N	20	0-7	0-2	3-4	0-3/3	2	2	1	0	0	3	
ULM (11/15)	N	7	0-2	0-1	0-0	0-0/0	2	0	1	0	0	0	
Temple (11/19)	N	16	0-1	0-1	2-4	0-1/1	3	2	1	1	0	2	
Missouri State (11/20)	N	5	0-2	0-0	0-0	0-0/0	1	2	0	0	0	0	
Texas Tech (11/22)	N	19	2-5	0-2	2-3	0-3/3	3	2	1	0	1	6	
Omaha (11/27)	N	20	1-4	1-2	1-4	0-0/0	0	4	0	0	2	4	
Clemson (11/30)	Y	18	0-4	0-2	2-2	1-4/5	1	2	1	0	1	2	
South Dakota (12/5)	N	12	0-2	0-2	0-0	0-0/0	1	0	0	0	0	0	
South Dakota St. (12/8)	N	28	2-7	0-2	9-10	1-2/3	3	1	1	0	2	13	
Oklahoma State (12/12)	Y	28	1-5	0-3	6-8	0-2/2	2	1	1	0	1	8	
Chicago State (12/16)	Y	21	1-4	1-4	1-2	0-1/1	1	1	1	1	2	4	
Milwaukee (12/23)	N	19	3-7	0-1	0-1	0-1/1	3	4	1	0	0	6	
Ohio State (12/30)	N	18	1-4	0-2	1-3	0-2/2	1	2	0	0	0	3	
Michigan State (1/2)	N	16	0-3	0-1	0-0	0-0/0	1	2	0	0	0	0	
Totals		14-3	247	11-57	2-25	27-41	2-19/21	24	25	9	2	9	51

Season	Gp	Gs	Min	Avg	3-POINT				REBOUNDS				Asst	TO	Blk	ST	Pf/Dq	Pts	Avg
					Fg-Fga	Pct	Ft-Fta	Pct	O-D/Tot	Avg	ST	Pf/Dq							
2015-16	14	3	247	17.6	11-57	.193	2-25	.080	27-41	.659	2-19/21	1.6	25	9	2	9	24/0	51	3.6
Career	14	3	247	17.6	11-57	.193	2-25	.080	27-41	.659	2-19/21	1.6	25	9	2	9	24/0	51	3.6



carlos MORRIS

11

GUARD senior

height: 6-5 weight: 185

Apalachicola, Fla.

Last School Chipola College

High School Arlington Country Day

G

STATS ▼

MILESTONES

Scored his 500th career point vs. Milwaukee (12/23/15)

2015-16 | SENIOR SEASON:

Scored 13 points, five rebounds and two assists vs. UMKC (11/13) • posted five rebounds, four points, one block and an assist vs. ULM (11/15) • recorded 16 points, five rebounds, a block and a steal vs. Temple (11/19) • scored 12 points, seven rebounds, one steal and an assist vs. Missouri State (11/20) • scored 15 points, five rebounds, four assists and three steals vs. Texas Tech (11/22) • contributed 17 points, six rebounds and two blocks vs. Omaha (11/27) • scored six points, four rebounds, three assists and a block vs. Clemson (11/30) • scored nine rebounds, eight points and a steal vs. Oklahoma State (12/12) • scored game-high 14 points with four rebounds vs. Chicago State (12/16) • led all-players with 24 points and added three assists and two rebounds vs. Milwaukee (12/23) • scored a team-high 18 points with six rebounds, three steals and an assist at Ohio State (12/30).

2014-15 | JUNIOR SEASON:

Made Gopher debut, starting and scoring nine points, one steal, one assist and a rebound vs. Louisville (11/14) • scored nine points, four rebounds, two blocks, two assists and a steal vs. Western Kentucky (11/18) • scored game-high 16 points with four steals, three assists and three rebounds vs. Franklin Pierce (11/20) • scored nine points, nine rebounds, three steals and an assist vs. UMBC (11/22) • recorded 11 points, three rebounds, three assists and one steal at St. John's (11/26) • scored eight points, three steals, two rebounds and an assist vs. Georgia (11/28) • posted 15 points, eight steals (one shy of school record), three rebounds and an assist at Wake Forest (12/2) • scored 16 points, four assists, three steals and two rebounds vs. Western Carolina (12/5) • posted 14 points, six rebounds, five assists and a steal vs. North Dakota (12/8) • scored 11 points, five assists, three rebounds, one block and a steal vs. Southern (12/10) • led all scorers with 19 points and added three rebounds, two steals and two assists vs. Seattle (12/19) • scored eight points, six rebounds, four assists and a steal vs. Furman (12/22) • poured in career-high 24 points with two rebounds and an assist vs. UNCW (12/27) • scored 10 points, five assists, five rebounds and a steal at Purdue (12/31) • recorded 18 points with six rebounds and two steals at Maryland (1/3) • scored six points, four steals, three rebounds, and three assists vs. Ohio State (1/6) • scored 16 points, four rebounds and two steals at Michigan (1/10) • led the team with 20 points and added five rebounds, three assists, and a steal vs. Iowa (1/13) • scored 12 points, four assists, three rebounds, two steals and a block vs. Rutgers (1/17) • scored five points, four rebounds, two assists, two steals and a block at Nebraska (1/20) • recorded 16 points and two rebounds vs. Illinois (1/24) • posted four points, four rebounds, three assists, two steals and a block at Penn State (1/28) • scored eight points, five steals, three rebounds and three assists vs. Purdue (2/7) • scored team-high 11 points with two rebounds at Wisconsin (2/21) • scored team-high 20 points including game-tying 3-pointer which forced overtime, along with four rebounds and a steal in win at Michigan State (2/26) • scored 11 points, four rebounds, three assists and a steal vs. Wisconsin (3/5) • scored 16 points including 8-8 from the free throw line and added three rebounds, one steal and an assist vs. Rutgers (3/11 - BTT) • scored 12 points, three assists and two steals vs. Ohio State (3/12 - BTT).

2013-14 | SOPHOMORE SEASON (CHIPOLA COLLEGE):

Started 29 of 30 games • averaged 14.7 points and 5.2 rebounds per game during the season, while shooting 43.8 percent from the field • dished 69 assists (2.3 apg) while recording 37 steals and 10 blocks • Scored a season-high 29 points in Feb. 5 win at Northwest Florida State College, one of seven 20+ point scoring games.

2012-13 | FRESHMAN SEASON (CHIPOLA COLLEGE):

Appeared in 29 games, all but one as a starter • All-Panhandle Conference first team selection after he led the team in scoring (13.3 ppg) and was second in steals (40), third in assists (60) and fifth in rebounds (117) • scored season-high 24 points twice and recorded six 20+ point and 21 double-digit scoring games.

PERSONAL:

Son of Keturah Washington and Carlos Morris • born Nov. 17, 1992 • has four siblings • nickname is "Squirrel" • major is undecided.

CAREER HIGHS

Minutes

36 vs. Texas Tech (11/22/15)

Points

24 - twice; last vs. Milwaukee (12/23/15)

FG Attempts

21 at Maryland (1/3/15)

FG Made

10 vs. Milwaukee (12/23/15)

FT Attempts

8 vs. Rutgers (3/11/15 - BTT)

FT Made

8 vs. Rutgers (3/11/15 - BTT)

3-Point FG Attempts

10 at Maryland (1/3/15)

3-Point FG Made

4 at Michigan State (2/26/15)

Rebounds

9 - twice; last vs. Oklahoma State (12/12/15)

Assists

5 - three times; last at Purdue (12/31/14)

Steals

8 at Wake Forest (12/2/14)

Blocks

2 vs. Omaha (11/27/15)

2015-16 GAME-BY-GAME

Table with columns: Opponent (Date), Start, Min, Fg-Fga, 3g-3a, Ft-Fta, O-D/T, PF, A, TO, Blk, Stl, Pts. Rows include UMKC, ULM, Temple, Missouri State, Texas Tech, Omaha, Clemson, South Dakota, South Dakota St., Oklahoma State, Chicago State, Milwaukee, Ohio State, Michigan State, and Totals.

2014-15 GAME-BY-GAME

Table with columns: Opponent (Date), Start, Min, Fg-Fga, 3g-3a, Ft-Fta, O-D/T, PF, A, TO, Blk, Stl, Pts. Rows include Louisville, Western Ky., Franklin Pierce, UMBC, St. John's, Georgia, Wake Forest, Western Carolina, North Dakota, Southern, Seattle, Furman, UNCW, Purdue, Maryland, Ohio State, Nebraska, Michigan, Iowa, Rutgers, Illinois, Penn State, Nebraska, Purdue, Iowa, Indiana, Northwestern, Wisconsin, Michigan State, Wisconsin, Penn State, Rutgers, Ohio State, and Totals.

Summary statistics table with columns: Season, Gp, Gs, Min, Avg, Fg-Fga, Pct, Fg-Fga, Pct, Ft-Fta, Pct, O-D/Tot, Avg, Asst, TO, Blk, ST, Pf/Dq, Pts, Avg. Rows include 2014-15, 2015-16, and Career.



jordan
MURPHY

3

FORWARD
freshman

height: 6-6
weight: 230

San Antonio, Texas

High School
Brennan

F

STATS ▼

MILESTONES

- Big Ten Freshman of the Week (12/7)
- Became first freshman to record a double-double (vs. Clemson, 11/30/15) since Kris Humphries in 2003-04
- His 24 points total vs. the Tigers is the highest by a freshman since Andre Hollins (24 vs. MTSU, 3/21/12)

2015-16 | FRESHMAN SEASON:

Posted nine points, five rebounds and one block in collegiate debut vs. UMKC (11/13) • scored six points, five rebounds, two assists, one block and a steal against ULM (11/15) • totaled six rebounds, three points and a block vs. Temple (11/19) • swatted three blocks and added three points and three rebounds vs. Missouri State (11/20) • scored eight rebounds, six points and an assist vs. Texas Tech (11/22) • scored 14 points with six rebounds, two steals and a block vs. Omaha (11/27) • posted first career double-double with team-high 24 points and 10 rebounds, adding two blocks and two steals with an assist vs. Clemson (11/30) • tallied double-double with 19 points and 17 rebounds, adding three assists and two steals vs. South Dakota (12/5) • scored six points, six rebounds and a steal vs. SDSU (12/8) • recorded 12 rebounds and 11 points for third double-double, adding one block and a steal vs. Oklahoma State (12/12) • posted fourth double-double with career-high 18 rebounds and 12 points, adding two blocks and two steals vs. Chicago State (12/16) • contributed 16 points and 10 rebounds for fifth double-double, adding two steals, two blocks and an assist vs. Milwaukee (12/23) • scored 11 points, five rebounds and one steal at Ohio State (12/30) • posted 14 points, nine rebounds and one steal vs. Michigan State (1/2).

HIGH SCHOOL:

Averaged 23.6 points, 10.5 rebounds, 3.1 assists and 1.9 steals per game in his senior season • was the San Antonio Express-News 2015 Player of the Year • named the District 27-6A Most Valuable Player, a McDonald's All-American finalist, and was a Class 6A All-State selection by the Texas Association of Basketball Coaches.

PERSONAL:

Parents are Celia and Bernard Murphy • has two sisters, Geminise and Jovvi Johnson • lists scoring 44 points in a game as his career thrill • enjoys scary movies and cooking • major is undecided.

CAREER HIGHS

Minutes

37 vs. Milwaukee (12/23/15)

Points

24 vs. Clemson (11/30/15)

FG Attempts

18 vs. Michigan State (1/2/16)

FG Made

9 vs. Clemson (11/30/15)

FT Attempts

12 vs. Chicago State (12/16/15)

FT Made

7 vs. South Dakota (12/5/15)

3-Point FG Attempts

2 - three times; last vs. Michigan State (1/2/16)

3-Point FG Made

1 - four times; last vs. Milwaukee (12/23/15)

Rebounds

18 vs. Chicago State (12/16/15)

Assists

3 vs. South Dakota (12/5/15)

Steals

2 - five times; last vs. Milwaukee (12/23/15)

Blocks

3 vs. Missouri State (11/20/15)

2015-16 GAME-BY-GAME

Opponent (Date)	Start	Min	Fg-Fa	3g-3a	Ft-Fta	O-D/T	PF	A	TO	Blk	Stl	Pts
UMKC (11/13)	N	20	2-3	1-1	4-6	1-4/5	2	0	1	1	0	9
ULM (11/15)	N	23	2-6	0-1	2-2	2-3/5	2	2	1	1	1	6
Temple (11/19)	N	21	0-1	0-1	3-4	1-5/6	4	0	3	1	0	3
Missouri State (11/20)	N	12	1-1	0-0	1-2	1-2/3	4	0	2	3	0	3
Texas Tech (11/22)	N	19	2-3	0-1	2-2	2-6/8	3	1	0	1	0	6
Omaha (11/27)	N	16	4-7	0-0	6-9	0-6/6	4	0	1	1	2	14
Clemson (11/30)	N	25	9-16	1-1	5-7	8-2/10	1	1	0	2	2	24
South Dakota (12/5)	N	30	6-11	0-0	7-11	6-11/17	5	3	2	0	2	19
South Dakota St. (12/8)	N	24	3-6	0-1	0-1	4-2/6	3	0	2	0	1	6
Oklahoma State (12/12)	N	25	4-9	1-2	2-4	4-8/12	5	0	1	1	1	11
Chicago State (12/16)	N	31	3-7	0-1	6-12	7-11/18	1	0	1	2	2	12
Milwaukee (12/23)	Y	37	7-13	1-2	1-4	3-7/10	3	1	1	2	2	16
Ohio State (12/30)	Y	22	4-7	0-0	3-6	3-2/5	4	0	2	0	1	11
Michigan State (1/2)	Y	31	7-18	0-2	0-4	4-5/9	2	0	0	0	1	14
Totals		14-3	336	54-108	4-13	42-74	46-74/120	43	8	17	15	154

Season	Gp	Gs	Min	Avg	3-POINT				REBOUNDS				Asst	TO	Blk	ST	Pfr/Dq	Pts	Avg
					Fg-Fga	Pct	Fg-Fga	Pct.	Ft-Fta	Pct.	O-D/Tot	Avg							
2015-16	14	3	336	24.0	54-108	.500	4-13	.308	42-74	.568	46-74/120	8.6	8	17	15	15	43/2	154	11.0
Career	14	3	336	24.0	54-108	.500	4-13	.308	42-74	.568	46-74/120	8.6	8	17	15	15	43/2	154	11.0



stephon
SHARP

15

GUARD
freshman

height: 6-3
weight: 195

Bloomington, Minn.

High School
Hopkins

G

STATS ▼

2015-16 | FRESHMAN SEASON:

Made collegiate debut against ULM (11/15) • scored three points, two assists, one block and a rebound against Chicago State (12/16).

HIGH SCHOOL:

Was a three-time letterwinner for the Royals • averaged more than 15 points, six rebounds and two assists per game during his senior season • as a junior, scored 10 points and three rebounds per game • was a member of the state runner-up and Lake Conference and section championship teams • team finished as the top-ranked Class 4A school in the state of Minnesota • National Honor Society member.

PERSONAL:

Parents are Rebecca and Darryl Sharp • has a younger sister, Saige • uncle, Duer Sharp played football at Wisconsin and is the commissioner of the Southwestern Athletic Conference (SWAC) • played AAU basketball with current Gophers running back Jeff Jones from 2009-11 • lists playing in 2012 and 2014 state championships as biggest sports thrill • plans to major in sports management.

CAREER HIGHS

Minutes

10 vs. Chicago State (12/16/15)

Points

3 vs. Chicago State (12/16/15)

FG Attempts

2 vs. Chicago State (12/16/15)

FG Made

1 vs. Chicago State (12/16/15)

FT Attempts

1 vs. Chicago State (12/16/15)

FT Made

1 vs. Chicago State (12/16/15)

3-Point FG Attempts

—

3-Point FG Made

—

Rebounds

1 vs. Chicago State (12/16/15)

Assists

2 vs. Chicago State (12/16/15)

Steals

—

Blocks

1 vs. Chicago State (12/16/15)

2015-16 GAME-BY-GAME

Opponent (Date)	Start	Min	Fg-Fa	3g-3a	Ft-Fta	O-D/T	PF	A	TO	Blk	Stl	Pts	
UMKC (11/13)			DNP (Coach's Decision)										
ULM (11/15)	N	0+	0-0	0-0	0-0	0-0/0	1	0	0	0	0	0	
Temple (11/19)			DNP (Coach's Decision)										
Missouri State (11/20)			DNP (Coach's Decision)										
Texas Tech (11/20)			DNP (Coach's Decision)										
Omaha (11/27)			DNP (Coach's Decision)										
Clemson (11/30)			DNP (Coach's Decision)										
South Dakota (12/5)			DNP (Coach's Decision)										
South Dakota St. (12/8)			DNP (Coach's Decision)										
Oklahoma State (12/12)	N	3	0-0	0-0	0-0	0-0/0	1	0	0	0	0	0	
Chicago State (12/16)	N	10	1-2	0-0	1-1	0-1/1	0	2	0	1	0	3	
Milwaukee (12/23)	N	2	0-0	0-0	0-0	0-0/0	0	0	0	0	0	0	
Ohio State (12/30)			DNP (Coach's Decision)										
Michigan State (1/2)			DNP (Coach's Decision)										
Totals		4-0	15	1-2	0-0	1-1	0-1/1	2	2	0	1	0	3

Season	Gp	Gs	Min	Avg	3-POINT				REBOUNDS				Asst	TO	Blk	ST	Pf/Dq	Pts	Avg
					Fg-Fga	Pct	Fg-Fga	Pct.	Ft-Fta	Pct.	O-D/Tot	Avg							
2015-16	4	0	15	3.8	1-2	.500	0-0	.000	1-1	1.000	0-1/1	0.3	2	0	1	0	2/0	3	0.8
Career	4	0	15	3.8	1-2	.500	0-0	.000	1-1	1.000	0-1/1	0.3	2	0	1	0	2/0	3	0.8

GAME 1: MINNESOTA 76, UMKC 58 NOVEMBER 13, 2015 — WILLIAMS ARENA

UMKC 0-1

No	Name	Total FG FGA	3-Pt FG FGA	FT FTA	Rebounds OF DF TOT	PF	TP	A	TO	BLK	S	MIN
12	Harrison, Martez	1 7	1 3	2 2	0 1 1	1	5	6	7	0	2	30
21	Smith, Thaddeus	0 1	0 0	0 0	0 1 1	1	0	0	2	0	2	12
22	Shayok, Shayok	1 6	1 1	0 3	2 3 5	3	3	0	1	0	1	23
23	Austin, Darius	2 9	0 1	0 0	1 7 8	1	4	1	2	0	0	24
42	Knight, Noah	1 2	0 1	0 0	2 1 3	4	2	1	0	0	2	14
03	Steward, Kyle	1 9	1 3	2 2	3 3 6	0	5	0	1	0	0	20
54	Tillman, Damell	0 2	0 0	0 0	2 2 4	2	0	0	0	0	0	4
04	Boyd, LaVell	9 12	7 10	0 0	0 0 0	4	25	2	1	1	0	28
25	Newbill, Broderick	3 10	1 3	0 0	1 2 3	0	7	0	1	0	1	18
01	King, Dashawn	1 1	0 0	1 2	0 1 1	1	3	3	0	0	1	10
30	Leek, Aler	1 2	1 1	1 2	1 1 2	2	4	0	0	0	0	10
11	Leach, Grant	0 1	0 1	0 0	0 2 2	1	0	0	0	0	1	7
Team												
Totals		20 62	12 24	6 11	16 26 42	20	58	13	17	1	10	200
Total FG% 1st Half: 11-29 (37.9)		2nd: 9-33 (27.3)		OT: 0-0 (0.0)		Game: 20-62 (32.3)		Deadball				
3 PT FG% 1st Half: 8-15 (53.3)		2nd: 4-9 (44.4)		OT: 0-0 (0.0)		Game: 12-24 (50.0)		Rebounds				
FT% 1st Half: 0-0 (0.0)		2nd: 6-11 (54.5)		OT: 0-0 (0.0)		Game: 6-11 (54.5)		2				

Minnesota 1-0

No	Name	Total FG FGA	3-Pt FG FGA	FT FTA	Rebounds OF DF TOT	PF	TP	A	TO	BLK	S	MIN
23	Buggs, Charles	3 5	1 3	2 2	2 2 4	2	9	2	1	2	0	25
24	King, Joey	7 10	6 9	2 2	0 4 4	1	22	1	0	0	1	28
41	Diedhiou, Gaston	0 0	0 0	0 0	0 1 1	0	0	0	0	0	1	9
11	Morris, Carlos	5 8	2 4	1 2	2 3 5	0	13	2	2	0	0	30
02	Mason, Nate	4 12	2 6	1 1	0 3 3	2	11	7	1	1	2	36
21	Konate, Bakary	1 1	0 0	1 1	1 1 2	1	2	0	0	3	1	6
01	McBrayer, Dupree	0 7	0 2	3 4	0 3 3	2	3	2	1	0	0	20
03	Murphy, Jordan	2 3	1 1	4 6	1 4 5	2	9	0	1	1	0	20
04	Dorsey, Kevin	3 9	0 3	1 2	0 4 4	2	7	6	7	0	1	26
Team												
Totals		25 55	12 28	14 20	8 29 37	12	76	20	13	7	6	200
Total FG% 1st Half: 12-31 (38.7)		2nd: 13-24 (54.2)		OT: 0-0 (0.0)		Game: 25-55 (45.5)		Deadball				
3 PT FG% 1st Half: 4-15 (26.7)		2nd: 8-13 (61.5)		OT: 0-0 (0.0)		Game: 12-28 (42.9)		Rebounds				
FT% 1st Half: 4-6 (66.7)		2nd: 10-14 (71.4)		OT: 0-0 (0.0)		Game: 14-20 (70.0)		2				

Officials: D.J. Carstensen, Ray Perone, Brooks Wells
Technical: UMKC-None Minnesota-None
Attendance: 9744

Scoring By Periods	1	2	Total
UMKC	30	28	58
Minnesota	32	44	76

VS Basketball-Licensed to: University of Minnesota

GAME 2: MINNESOTA 67, ULM 56 NOVEMBER 15, 2015 — WILLIAMS ARENA

Louisiana-Monroe 1-1

No	Name	Total FG FGA	3-Pt FG FGA	FT FTA	Rebounds OF DF TOT	PF	TP	A	TO	BLK	S	MIN
01	Munnings, Travis	5 10	0 1	2 4	3 6 9	3	12	0	4	1	0	32
05	Samuel, Jamaal	5 15	1 4	0 1	0 3 3	3	11	1	1	0	0	28
12	Deng, Majok	6 12	1 3	3 4	2 4 6	4	16	0	2	1	0	31
32	Roberson, Justin	2 11	0 3	2 3	2 6 8	4	6	2	2	0	4	33
11	Coppola, Nick	1 6	1 2	0 0	1 5 6	3	3	3	2	0	1	32
02	Harvey, DeMondre	1 1	0 0	2 2	1 1 3	2	4	0	3	0	1	18
14	Cooper, Prince	1 3	0 0	0 0	1 1 2	1	2	1	2	0	0	8
04	Foster, Mack	0 1	0 0	0 0	1 0 1	1	0	1	0	0	0	9
03	Washington, Marcus	0 1	0 1	2 2	0 1 1	1	2	0	0	0	0	6
25	Martin, Wade	0 2	0 2	0 0	0 0 0	0	0	0	0	0	0	2
Team												
Totals		21 62	3 16	11 16	14 29 43	22	56	7	17	2	6	200
Total FG% 1st Half: 8-31 (25.8)		2nd: 13-31 (41.9)		Game: 21-62 (33.9)		Deadball						
3 PT FG% 1st Half: 2-9 (22.2)		2nd: 1-7 (14.3)		Game: 3-16 (18.8)		Rebounds						
FT% 1st Half: 7-10 (70.0)		2nd: 4-6 (66.7)		Game: 11-16 (68.8)		0						

Minnesota 2-0

No	Name	Total FG FGA	3-Pt FG FGA	FT FTA	Rebounds OF DF TOT	PF	TP	A	TO	BLK	S	MIN
23	Buggs, Charles	3 7	0 3	2 2	0 6 6	1	8	0	4	1	1	32
24	King, Joey	5 10	1 4	9 10	3 5 8	3	20	1	1	0	0	27
41	Diedhiou, Gaston	0 2	0 0	0 0	0 0 0	1	0	0	1	0	0	10
11	Morris, Carlos	1 8	0 3	2 2	0 5 5	2	4	1	1	0	0	21
02	Mason, Nate	5 10	1 4	1 1	0 4 4	2	12	4	1	0	1	33
32	Gilbert, Ahmad	0 2	0 2	0 0	0 0 0	1	0	2	0	0	0	7
21	Konate, Bakary	3 5	0 1	0 1	1 1 2	2	6	0	1	1	0	20
04	Dorsey, Kevin	3 6	1 3	4 4	0 6 6	2	11	2	1	0	1	20
03	Murphy, Jordan	2 6	0 1	2 2	2 3 5	2	6	2	1	1	1	23
01	McBrayer, Dupree	0 2	0 1	0 0	0 0 0	2	0	0	1	0	0	7
15	Sharp, Stephon	0 0	0 0	0 0	0 0 0	1	0	0	0	0	0	0+
Team												
Totals		22 58	3 22	20 22	9 32 41	19	67	12	12	4	4	200
Total FG% 1st Half: 13-29 (44.8)		2nd: 9-29 (31.0)		Game: 22-58 (37.9)		Deadball						
3 PT FG% 1st Half: 2-9 (22.2)		2nd: 1-11 (9.1)		Game: 3-22 (13.6)		Rebounds						
FT% 1st Half: 10-12 (83.3)		2nd: 10-10 (100.0)		Game: 20-22 (90.9)		0						

Officials: Larry Sciroto, Steve McJunkins, Rob Kueneman
Technical: Louisiana-Monroe-None Minnesota-None
Attendance: 9915

Scoring By Periods	1	2	Total
Louisiana-Monroe	25	31	56
Minnesota	38	29	67

VS Basketball-Licensed to: University of Minnesota

GAME 3: TEMPLE 75, MINNESOTA 70 NOVEMBER 19, 2015 — SAN JUAN, P.R. (ROBERTO CLEMENTE COLISEUM)

Temple 75 • 1-1

#	Player	Total FG-FGA	3-Ptr FG-FGA	FT-FTA	Rebounds Off Def Tot	PF	TP	A	TO	Blk	Stl	Min
15	BOND, Jaylen	8-13	1-1	2-5	3 5 8	2	19	2	2	0	0	32
23	WATSON, Devontae	0-1	0-0	0-0	0 1 1	1	0	0	0	0	0	9
01	BROWN, Josh	0-4	0-2	4-6	1 4 5	4	4	6	0	1	1	25
25	DECOSEY, Quentin	4-6	2-3	2-2	0 2 2	2	12	3	5	0	0	23
34	COLEMAN, Devin	4-12	3-8	4-4	2 4 6	3	15	1	0	0	1	32
00	ENECHIONYIA, Obi	4-10	3-5	3-4	2 3 5	4	14	0	1	0	0	27
03	ALSTON, JR., Levan S	0-4	0-2	0-0	0 1 1	4	0	4	0	0	0	22
04	DINGLE, Daniel	0-4	0-1	0-0	1 0 1	2	0	2	0	0	0	12
10	WILLIAMS, Mark	1-1	0-0	0-0	0 0 0	2	2	0	0	0	0	2
11	LOWE, Trey	2-6	1-1	4-5	2 2 4	2	9	0	1	0	1	16
Team												
Totals		23-61	10-23	19-26	13 24 37	26	75	18	10	1	3	200
FG % 1st Half: 10-33 30.3%		2nd half: 13-28 46.4%		Game: 23-61 37.7%		Deadball						
3FG % 1st Half: 5-11 45.5%		2nd half: 5-12 41.7%		Game: 10-23 43.5%		Rebounds						
FT % 1st Half: 6-9 66.7%		2nd half: 13-17 76.5%		Game: 19-26 73.1%		5						

Minnesota 70 • 2-1

#	Player	Total FG-FGA	3-Ptr FG-FGA	FT-FTA	Rebounds Off Def Tot	PF	TP	A	TO	Blk	Stl	Min
23	Buggs, Charles	4-6	1-1	0-0	2 8 10	0	9	1	0	1	1	31
24	King, Joey	3-9	2-7	2-3	1 0 1	3	10	0	2	0	0	28
21	Konate, Bakary	3-5	0-0	3-3	1 2 3	4	9	0	2	0	0	22
02	Mason, Nate	4-11	1-4	11-12	1 1 2	5	20	5	1	0	0	34
11	Morris, Carlos	5-11	2-2	4-4	0 5 5	0	16	0	3	1	1	32
01	McBrayer, Dupree	0-1	0-1	2-4	0 1 1	3	2	2	1	1	0	16
03	Murphy, Jordan	0-1	0-1	3-4	1 5 6	4	3	0	3	1	0	21
04	Dorsey, Kevin	0-5	0-2	1-2	0 1 1	1	1	0	0	0	1	11
41	Diedhiou, Gaston	0-1	0-0	0-0	1 1 2	1	0	0	0	0	0	5
Team												
Totals		19-50	6-18	26-32	9 27 36	21	70	8	11	6	3	200
FG % 1st Half: 8-26 30.8%		2nd half: 11-24 45.8%		Game: 19-50 38.0%		Deadball						
3FG % 1st Half: 4-11 36.4%		2nd half: 2-7 28.6%		Game: 6-18 33.3%		Rebounds						
FT % 1st Half: 6-7 85.7%		2nd half: 20-25 80.0%		Game: 26-32 81.3%		4						

Officials: Patrick Adams, Chris Beaver, Lee Cassell
Technical fouls: Temple-None. Minnesota-None.
Attendance: 1601

Score by periods	1st	2nd	Total
Temple	31	44	75
Minnesota	26	44	70

Minnesota 74 • 3-1

#	Player	Total FG-FGA	3-Ptr FG-FGA	FT-FTA	Rebounds Off Def Tot	PF	TP	A	TO	Blk	Stl	Min
23	Buggs, Charles	2-5	1-1	3-3	0 2 2	3	8	1	1	0	1	25
24	King, Joey	6-8	6-7	0-0	0 4 4	5	18	3	0	0	0	33
21	Konate, Bakary	3-4	0-0	2-4	1 4 5	4	8	1	1	0	0	24
02	Mason, Nate	3-10	3-6	0-0	1 2 3	1	9	4	2	0	0	34
11	Morris, Carlos	5-11	1-3	1-4	2 5 7	0	12	1	3	0	1	30
01	McBrayer, Dupree	0-2	0-0	0-0	0 0 0	1	0	2	0	0	0	5
03	Murphy, Jordan	1-1	0-0	1-2	1 2 3	4	3	0	2	3	0	12
04	Dorsey, Kevin	2-8	1-4	4-6	0 2 2	3	9	3	3	3	0	23
32	Gilbert, Ahmad	2-3	1-2	0-0	0 0 0	2	5	0	0	0	0	8
41	Diedhiou, Gaston	1-4	0-0	0-0	2 0 2	0	2	0	0	0	1	6
Team												
Totals		25-56	13-23	11-19	8 26 34	23	74	15	12	6	3	200
FG % 1st Half: 16-29 55.2%		2nd half: 9-27 33.3%		Game: 25-56 44.6%		Deadball						
3FG % 1st Half: 7-9 77.8%		2nd half: 6-14 42.9%		Game: 13-23 56.5%		Rebounds						
FT % 1st Half: 5-10 50.0%		2nd half: 6-9 66.7%		Game: 11-19 57.9%		4						

Missouri State 69 • 0-3

#	Player	Total FG-FGA	3-Ptr FG-FGA	FT-FTA	Rebounds Off Def Tot	PF	TP	A	TO	Blk	Stl	Min
05	Obediah Church	3-4	0-0	9-14	5 4 9	1	15	1	0	2	0	36
23	Jordan Martin	2-3	0-0	0-0	3 0							

GAME 5: TEXAS TECH 81, MINNESOTA 68

NOVEMBER 22, 2015 — SAN JUAN, P.R. (ROBERTO CLEMENTE COLISEUM)

Minnesota 68 • 3-2

##	Player	Total			3-Ptr			Rebounds			PF	TP	A	TO	Blk	Stl	Min
		FG	FGA	FT	FTA	Off	Def	Tot									
23	Buggs, Charles	f	4-6	2-3	0-0	1	0	1	2	10	0	0	0	0	0	23	
24	King, Joey	f	5-12	1-5	4-4	2	3	5	3	15	0	1	0	1	37		
21	Konate, Bakary	c	1-2	0-0	0-0	3	0	3	4	2	0	3	0	0	14		
02	Mason, Nate	g	2-9	0-4	2-2	0	0	0	4	6	0	2	0	1	23		
11	Morris, Carlos	g	5-12	1-2	4-6	0	5	3	15	4	4	0	3	3	19		
01	McBrayer, Dupree	g	2-5	0-2	2-3	0	3	3	3	6	2	1	0	1	36		
03	Murphy, Jordan	g	2-3	0-1	2-2	2	6	8	3	6	1	0	1	0	19		
04	Dorsey, Kevin	g	3-7	0-3	2-2	1	1	2	1	8	0	3	0	0	17		
41	Diedhiou, Gaston	g	0-1	0-0	0-0	0	1	1	3	0	0	0	0	0	11		
Team						2	1	3									
Totals			24-57	4-20	16-19	11	20	31	26	68	7	14	1	6	199		

FG % 1st Half: 10-28 35.7% 2nd half: 14-29 48.3% Game: 24-57 42.1%
 3FG % 1st Half: 2-13 15.4% 2nd half: 2-7 28.6% Game: 4-20 20.0%
 FT % 1st Half: 6-9 66.7% 2nd half: 10-10 100.0% Game: 16-19 84.2%

Omaha 3-3

No Name		Total			3-Pt			Rebounds			PF	TP	A	TO	Blk	S	MIN
		FG	FGA	FT	FTA	Off	Def	TOT									
21	Zach Jackson	g	1	2	0	1	0	0	1	1	2	2	2	0	0	1	9
15	Tre/Shawn Thurman	f	7	16	0	4	2	2	2	8	10	1	16	1	4	1	31
43	Jake White (2:01)	f	9	15	3	3	2	2	2	1	3	5	23	1	1	0	18
24	Tre-Dion Hollins	g	4	8	0	2	5	8	1	6	7	1	13	9	1	1	4
03	Devin Patterson	g	2	4	1	3	0	0	0	1	1	4	5	2	2	0	27
00	JT Gibson	g	5	11	1	6	0	0	2	3	5	2	11	2	1	0	27
02	Randy Reed	g	4	10	1	1	2	3	2	1	3	4	11	0	2	0	19
32	Raniel Meyer	g	2	5	0	0	0	0	2	1	3	1	4	0	0	1	12
05	Tim Smallwood	g	2	4	1	3	0	0	2	2	4	4	5	2	0	1	13
04	Kyler Erickson	g	0	0	0	0	0	0	0	1	1	0	0	3	0	0	9
Team						0	4	4									
Totals			36	75	7	23	11	15	14	29	43	24	90	20	11	3	8

Total FG% 1st Half: 18-32 (56.2) 2nd: 18-43 (41.9) OT: 0-0 (0.0) Game: 36-75 (48.0) Deadball Rebounds 1
 3 PT FG% 1st Half: 3-11 (27.3) 2nd: 4-12 (33.3) OT: 0-0 (0.0) Game: 7-23 (30.4)
 FT% 1st Half: 3-5 (60.0) 2nd: 8-10 (80.0) OT: 0-0 (0.0) Game: 11-15 (73.3)

Texas Tech 81 • 3-1

##	Player	Total			3-Ptr			Rebounds			PF	TP	A	TO	Blk	Stl	Min
		FG	FGA	FT	FTA	Off	Def	Tot									
11	Smith, Zach	f	6-10	0-0	3-7	2	4	6	1	15	1	2	0	1	37		
32	Odiame, Norense	c	2-5	0-0	1-2	1	3	4	3	5	0	0	1	0	15		
00	Williams, Devaughtah	g	7-13	1-3	6-6	2	5	7	1	21	3	3	0	1	37		
12	Evans, Keenan	g	2-7	0-1	8-10	0	3	3	3	12	5	1	1	1	37		
20	Gotcher, Toddrick	g	4-10	3-4	0-0	1	3	4	3	11	2	0	0	0	25		
01	Manderson, Isaiah	g	0-0	0-0	0-0	0	0	0	1	0	0	1	0	0	3		
02	Thomas, Devon	g	1-2	1-2	2-2	0	0	0	1	5	1	1	0	0	12		
03	Williamson, C.J.	g	0-1	0-1	0-0	0	0	0	1	0	0	2	0	0	3		
05	Gray, Justin	g	1-1	0-0	0-0	0	1	1	2	2	0	0	0	0	3		
15	Ross, Aaron	g	4-6	1-1	1-2	4	5	9	3	10	1	1	0	0	25		
22	Jackson, Jordan	g	0-1	0-1	0-0	0	0	0	0	0	1	0	0	0	3		
Team						0	1	1									
Totals			27-56	6-13	21-29	10	25	35	19	81	14	12	2	3	200		

FG % 1st Half: 12-27 44.4% 2nd half: 15-29 51.7% Game: 27-56 48.2%
 3FG % 1st Half: 2-8 25.0% 2nd half: 4-5 80.0% Game: 6-13 46.2%
 FT % 1st Half: 8-13 61.5% 2nd half: 13-16 81.3% Game: 21-29 72.4%

Officials: Antonio Petty, Ronald Groover, Bert Smith
 Technical fouls: Minnesota-None. Texas Tech-None.
 Attendance: 1492
 Game 10 of the Ninth Annual Puerto Rico Tip-Off Tournament

Score by periods	1st	2nd	Total
Minnesota	28	40	68
Texas Tech	34	47	81

Last FG - MINN 2nd-00:07, TTU 2nd-00:18.
 Largest lead - MINN None, TTU by 15 2nd-00:53.

Minnesota 4-2

No Name		Total			3-Pt			Rebounds			PF	TP	A	TO	Blk	S	MIN
		FG	FGA	FT	FTA	Off	Def	TOT									
24	King, Joey	f	5	7	4	4	4	4	0	1	1	3	18	3	3	0	1
23	Buggs, Charles	f	3	5	1	2	1	3	4	4	8	2	8	3	0	1	2
21	Konate, Bakary	c	5	8	0	0	4	4	3	7	10	1	14	2	0	3	
11	Morris, Carlos	g	7	14	3	6	0	0	1	5	6	1	17	0	3	2	
02	Mason, Nate	g	6	12	2	5	2	6	1	2	3	1	16	8	2	0	
01	McBrayer, Dupree	g	1	4	1	2	1	4	0	0	0	0	4	4	0	2	
03	Murphy, Jordan	g	4	7	0	0	6	9	0	6	6	4	14	0	1		
04	Dorsey, Kevin	g	0	5	0	0	0	0	0	2	2	3	0	1	0		
32	Gilbert, Ahmad	g	0	1	0	1	0	0	0	0	0	0	0	0	0		
41	Diedhiou, Gaston	g	1	2	0	0	0	0	2	0	2	0	2	0	1		
Team						0	0	0									
Totals			32	65	11	20	18	30	11	27	38	15	93	21	9	8	

Total FG% 1st Half: 14-33 (42.4) 2nd: 18-32 (56.2) OT: 0-0 (0.0) Game: 32-65 (49.2) Deadball Rebounds 5
 3 PT FG% 1st Half: 5-10 (60.0) 2nd: 6-10 (60.0) OT: 0-0 (0.0) Game: 11-20 (55.0)
 FT% 1st Half: 8-12 (66.7) 2nd: 10-18 (55.6) OT: 0-0 (0.0) Game: 18-30 (60.0)

Officials: Glenn Mayborg, Earl Watson, Evon Burroughs
 Technicals: Omaha -None Minnesota -None
 Attendance: 9,976

Scoring By Periods	1	2	Total
Omaha	42	48	90
Minnesota	41	52	93

Other Stats
 Biggest Lead (first time - number of times) MINN 7 (P-2:01 - 1) UNO 8 (P-1:17:38 - 4)
 Shots In The Paint: 18/35 = 56 Pts 25/43 = 50 Pts
 Points Off Turnovers 12 14
 Points Off Offensive Rebounds 15 19
 Fast Break Points 2 23
 1st Shot of Bonus FT 3/5 1/1
 Longest FG Drought (Period-Times) 3:55 (P-2:12:00-8:05) 4:56 (P-1:10:16-5:20)
 Bench Points 20 31
 Number Of Ties 8
 Number Of Lead Changes 11

GAME 7: MINNESOTA 89, CLEMSON 83

NOVEMBER 30, 2015 — WILLIAMS ARENA

Clemson 4-2

No Name		Total			3-Pt			Rebounds			PF	TP	A	TO	Blk	S	MIN
		FG	FGA	FT	FTA	Off	Def	TOT									
05	Blossomgame, Jaron	g	9	14	3	4	3	5	1	5	6	3	24	2	1	1	0
35	Nnoko, Landry (0:33)	g	3	4	0	0	1	2	1	2	3	5	7	3	2	2	0
15	Grantham, Donte	g	2	7	2	4	0	0	1	2	3	2	6	2	2	0	0
20	Roper, Jordan	g	7	11	5	9	6	6	1	1	2	3	25	5	2	0	2
12	Holmes, Avry	g	3	9	3	6	0	0	2	2	4	9	6	1	0	1	
50	Djite, Sidy	g	2	2	0	0	1	2	1	3	4	3	5	0	1		
10	DeVoe, Gabe	g	2	5	0	3	0	0	3	3	2	4	2	2	0		
33	Smith, Josh	g	0	1	0	1	0	0	0	0	0	2	0	0	0		
11	Hudson, Ty	g	0	0	0	0	0	0	0	0	0	0	0	0			
03	Davis, Lyles	g	0	0	0	0	0	0	0	0	0	1	0	0			
44	McGillan, Riley	g	1	1	1	1	0	0	0	0	0	0	3	0			
Team						2	0	2									
Totals			29	54	14	28	11	15	7	18	25	24	83	21	11	4	

Total FG% 1st Half: 17-31 (54.8) 2nd: 12-23 (52.2) Game: 29-54 (53.7) Deadball Rebounds 2
 3 PT FG% 1st Half: 7-14 (50.0) 2nd: 7-14 (50.0) Game: 14-28 (50.0)
 FT% 1st Half: 1-1 (100.0) 2nd: 10-14 (71.4) Game: 11-15 (73.3)

Minnesota 5-2

No Name		Total			3-Pt			Rebounds			PF	TP	A	TO	Blk	S	MIN
		FG	FGA	FT	FTA	Off	Def	TOT									
24	King, Joey	f	6	8	2	3	3	3	1	1	2	3	17	1	1	2	
21	Konate, Bakary	c	0	3	0	0	0	0	0	0	0	0	0	0	0		
11	Morris, Carlos	g	3	5	0	2	0	0	0	4	4	0	6	3	1		
01	McBrayer, Dupree	g	0	4	0	2	2	2	1	4	5	1	2	2	1		
02	Mason, Nate	g	4	7	1	3	8	10	0	2	2	2	17	8	2		
23	Buggs, Charles	g	5	9	3	6	2	2	1	3	4	3	15				

GAME 9: SOUTH DAKOTA STATE 84, MINNESOTA 70 DECEMBER 8, 2015 — WILLIAMS ARENA

GAME 10: OKLAHOMA STATE 62, MINNESOTA 60 DECEMBER 12, 2015 — SIOUX FALLS, S.D. (SANFORD PENTAGON)

South Dakota State 8-1

No Name	Total FG FGA	3-Pt FG FGA	FT FTA	Rebounds OF DF TOT	PF TP	A TO BLK S	MIN
23 Tellinghuisen, Reed	4 6	4 5	2 2	1 10 11	2 14	0 1 1 0 0	32
42 Theisen, Ian	1 4	0 1	1 2	2 1 3	4 3	2 2 1 0 2	24
12 Moffitt, Keaton	3 4	0 0	0 0	0 2 2	2 6	5 2 0 2 3	32
04 Bittle, Jake	10 14	3 4	2 2	1 2 3	2 25	5 1 0 0 3	31
00 Parks, Deondre	6 19	3 8	6 6	0 6 6	4 21	1 3 0 1 1	33
24 Daum, Mike	2 5	0 0	2 2	2 4 6	3 6	0 2 2 0 1	16
25 Severyn, Lane	2 2	1 1	0 0	1 1 2	0 5	0 0 1 0 1	12
02 King, Tevin	2 7	0 0	0 0	0 2 2	4 4	3 0 0 1 2	20
Team				3 2 5	0 0		
Totals	30 61	11 19	13 14	10 30 40	21 84	16 11 5 4 200	
Total FG% 1st Half: 18-35 (51.4)	2nd: 12-26 (46.2)		Game: 30-61 (49.2)		Deadball Rebounds: 0		
3 PT FG% 1st Half: 8-12 (66.7)	2nd: 3-7 (42.9)		Game: 11-19 (57.9)		Rebounds: 0		
FT% 1st Half: 1-1 (100.0)	2nd: 12-13 (92.3)		Game: 13-14 (92.9)				

Minnesota 5-4

No Name	Total FG FGA	3-Pt FG FGA	FT FTA	Rebounds OF DF TOT	PF TP	A TO BLK S	MIN
23 Buggs, Charles	f 1 3	1 2	0 0	0 1 1	0 3	0 0 0 0 0	8
24 King, Joey	f 2 6	1 2	0 0	0 0 0	3 5	0 1 0 0 2	27
21 Konate, Bakary	c 1 5	0 0	2 4	2 8 10	0 4	0 0 3 1 0	29
11 Morris, Carlos	g 2 7	1 1	0 0	0 3 3	2 5	2 3 1 0 2	24
02 Mason, Nate	g 5 11	3 5	5 5	0 2 2	3 18	5 1 0 2 3	32
03 Murphy, Jordan	g 3 6	0 1	0 1	4 2 6	3 6	0 2 0 1 1	24
01 McBrayer, Dupree	g 2 7	0 2	9 10	1 2 3	3 13	1 1 0 2 3	28
04 Dorsey, Kevin	g 5 12	2 4	4 5	0 3 3	0 16	2 0 0 3 2	24
32 Gilbert, Ahmad	g 0 0	0 0	0 0	0 0 0	0 0	0 0 1 0 4	4
Team				3 1 4	0 1		
Totals	21 57	8 17	20 25	10 22 32	14 70	10 9 5 9 200	
Total FG% 1st Half: 6-26 (23.1)	2nd: 15-31 (48.4)		Game: 21-57 (36.8)		Deadball Rebounds: 1		
3 PT FG% 1st Half: 3-7 (42.9)	2nd: 5-10 (50.0)		Game: 8-17 (47.1)		Rebounds: 1		
FT% 1st Half: 7-8 (87.5)	2nd: 13-17 (76.5)		Game: 20-25 (80.0)				

Officials: D.J. Carstensen, Steve McClunkins, Tim Clougherty
Technical: South Dakota State -None Minnesota-Bench
Attendance: 10,378

Scoring By Periods	1	2	Total
South Dakota State	45	39	84
Minnesota	22	48	70

Other Stats	MINN	SDSU	Number Of Ties	1
Biggest Lead (first time - number of times)	0	24 (P-2 18:29-4)	Number Of Lead Changes	0
Shots In The Paint	8/24 = 16 Pts	15/26 = 30 Pts		
Points Off Turnovers	11	13		
Points Off Offensive Rebounds	9	12		
Fast Break Points	10	12		
1st Shot of Bonus FT	0/2	2/2		
Longest FG Drought (Period-Times)	6:41 (P-1 12:18-6:37)	3:03 (P-2 7:57-4:54)		
Bench Points	35	15		

VS Basketball-Licensed to: University of Minnesota

Oklahoma State 62 • 6-3

# Player	Total FG-FGA	3-Pt FG-FGA	FT-FTA	Rebounds Off Def Tot	PF TP	A TO BLK Stl	Min
01 Evans, Jawun	* 2-9	0-1	4-4	0 3 3	4 8	8 1 0 1	27
22 Newberry, Jeff	* 1-4	0-1	0-0	1 2 3	1 2	0 2 0 0	11
23 Hammonds, Leyton	* 3-10	0-1	0-0	4 3 7	4 6	1 0 0 0	23
30 Carroll, Jeffrey	* 2-4	2-4	6-8	0 4 4	2 12	0 0 0 1	38
41 Solomon, Mitchell	* 3-5	0-0	1-2	3 3 6	3 7	1 2 0 0	21
02 Griffin, Tyree	1-2	0-0	0-1	0 1 1	1 2	1 0 0 0	13
04 Burton, Joe	3-5	2-3	1-2	1 2 3	3 9	1 1 0 0	16
05 Shine, Tavarius	2-8	0-4	2-2	1 6 7	1 6	1 3 0 1	31
31 Olivier, Chris	3-6	0-0	4-5	1 1 2	2 10	0 1 0 0	14
32 Allen, Anthony	0-0	0-0	0-0	0 1 1	0 0	0 2 1 0	6
Team				0 3 3			
Totals	20-53	4-14	18-24	11 29 40	21 62	13 12 1 3 200	
FG % 1st Half: 10-26 38.5%	2nd half: 10-27 37.0%		Game: 20-53 37.7%		Deadball Rebounds: 3.1		
3FG % 1st Half: 1-5 20.0%	2nd half: 3-9 33.3%		Game: 4-14 28.6%				
FT % 1st Half: 7-10 70.0%	2nd half: 11-14 78.6%		Game: 18-24 75.0%				

Minnesota 60 • 5-5

# Player	Total FG-FGA	3-Pt FG-FGA	FT-FTA	Rebounds Off Def Tot	PF TP	A TO BLK Stl	Min
01 McBrayer, Dupree	* 1-5	0-3	6-8	0 0 2	2 8	1 1 0 1	28
02 Mason, Nate	* 6-11	0-4	2-2	0 0 0	1 14	3 1 0 2	34
11 Morris, Carlos	* 3-15	1-5	1-3	3 6 9	2 8	0 2 0 1	31
21 Konate, Bakary	* 1-1	0-0	0-2	3 3 6	5 2	0 2 1 0	23
24 King, Joey	* 2-7	1-5	1-1	1 2 3	3 6	1 2 1 1	30
03 Murphy, Jordan	4-9	1-2	2-4	4 8 12	5 11	0 1 1 1	25
04 Dorsey, Kevin	0-5	0-2	6-6	0 1 1	2 6	0 1 0 0	20
15 Sharp, Stephon	0-0	0-0	0-0	0 0 0	1 0	0 0 0 0	3
32 Gilbert, Ahmad	2-2	1-1	0-1	0 1 1	0 5	0 0 0 0	2
41 Diedhiou, Gaston	0-0	0-0	0-0	0 0 0	1 0	0 0 0 0	4
Team				1 2 3			
Totals	19-55	4-22	18-27	12 25 37	22 60	5 10 3 6 200	
FG % 1st Half: 10-30 33.3%	2nd half: 9-25 36.0%		Game: 19-55 34.5%		Deadball Rebounds: 3		
3FG % 1st Half: 3-11 27.3%	2nd half: 1-11 9.1%		Game: 4-22 18.2%				
FT % 1st Half: 7-13 53.8%	2nd half: 11-14 78.6%		Game: 18-27 66.7%				

Officials: Toby Martinez, Terry OGelsby, Mark Whitehead
Technical fouls: Oklahoma State-None, Minnesota-None
Attendance: 3250

Score by periods	1st	2nd	Total
Oklahoma State	28	34	62
Minnesota	30	30	60

Points	In Paint	Off T/O	2nd Chance	Fast Break	Bench
OSU	22	9	9	0	27
MINN	24	10	15	6	22

Last FG - OSU 2nd-01:32, MINN 2nd-00:02.
Largest lead - OSU by 9 2nd-10:36, MINN by 9 1st-04:42.
OSU led for 18:52. MINN led for 19:22. Game was tied for 01:46.

Score tied - 5 times.
Lead changed - 13 times.

GAME 11: MINNESOTA 70, CHICAGO STATE 52 DECEMBER 16, 2015 — WILLIAMS ARENA

GAME 12: MILWAUKEE 74, MINNESOTA 65 DECEMBER 23, 2015 — WILLIAMS ARENA

Chicago State 3-9

No Name	Total FG FGA	3-Pt FG FGA	FT FTA	Rebounds OF DF TOT	PF TP	A TO BLK S	MIN
15 Palmer, Trayvon	g 1 6	0 1	0 0	2 6 8	3 2	1 3 2 0	25
35 Friend, Devon	f 2 8	0 0	0 0	2 4 6	1 4	0 0 2 0	28
02 Owens V, Clemmye	g 5 14	2 7	0 0	1 7 8	3 12	4 1 0 0	37
14 Dixon, Delundre	g 0 0	0 0	0 0	0 0 0	0 0	0 0 0 0	4
21 Batson, Joshua	g 0 4	0 0	0 0	0 1 1	2 0	1 0 0 0	13
10 Sims, Jr, Fred	g 3 4	1 2	0 0	0 1 1	2 7	1 1 0 0	17
05 Eaves, Anthony	g 1 4	0 1	0 0	0 0 0	1 2	2 1 0 1	10
33 Madril-Andrews, J.	g 0 1	0 0	0 0	1 1 2	2 0	0 1 0 0	2
44 Davis, Quon	g 1 1	0 0	0 0	0 0 0	2 2	0 0 0 0	10
32 Byrd, Montana	g 3 6	0 3	3 3	0 2 2	1 9	0 0 0 1	15
01 Woods, Kieran	g 0 3	0 0	0 0	2 0 2	3 0	1 3 0 0	10
03 Cole, Elliott	g 2 5	2 4	0 0	0 2 2	1 6	1 1 0 0	12
00 Adekoya, Jawad	g 2 5	2 4	2 3	0 1 1	2 8	1 0 0 0	17
Team				5 2 7	0 2		
Totals	20 61	7 22	5 6	13 27 40	23 52	12 14 4 3 200	
Total FG% 1st Half: 11-31 (35.5)	2nd: 9-30 (30.0)		Game: 20-61 (32.8)		Deadball Rebounds: 1		
3 PT FG% 1st Half: 2-9 (22.2)	2nd: 5-13 (38.5)		Game: 7-22 (31.8)		Rebounds: 1		
FT% 1st Half: 0-0 (0.0)	2nd: 5-6 (83.3)		Game: 5-6 (83.3)				

Minnesota 6-5

No Name	Total FG FGA	3-Pt FG FGA	FT FTA	Rebounds OF DF TOT	PF TP	A TO BLK S	MIN
02 Mason, Nate	g 3 7	2 4	2 2	0 2 2	0 10	7 2 0 2	33
24 King, Joey	f 2 8	1 7	2 2	0 2 2	1 7	4 0 1 1	26
21 Konate, Bakary	c 0 2	0 0	2 4	1 1 2	4 2	0 3 1 0	20
11 Morris, Carlos	g 4 11	2 4	4 5	0 4 4	1 14	0 0 0 0	28
01 McBrayer, Dupree	g 1 4	1 4	1 2	0 1 1	1 4	1 1 1 2	21
03 Murphy, Jordan	g 3 7	0 1	6 12	7 11 18	1 12	0 1 2 2	33
04 Dorsey, Kevin	g 1 0	0 0	0 0	0 0 0	0 2	0 0 0 0	3
23 Buggs, Charles	g 5 8	2 4	2 3	2 4 6	2 14	0 0 1 1	18
41 Diedhiou, Gaston	g 0 0	0 0	0 0	0 0 0	0 0	1 0 0 0	3
15 Sharp, Stephon	g 1 2	0 0	1 1	0 1 1	0 3	2 0 1 0	10
32 Gilbert, Ahmad	g 1 4	0 2	0 0	0 0 0	0 2	1 0 0 0	6
10 Haugh, Darin	g 0 0	0 0	0 0	0 0 0	0 0	0 0 0 0	1
Team				5 2 7	0 0		
Totals	21 54	8 26	20 32	15 28 43	10 70	15 8 7 8 200	
Total FG% 1st Half: 10-27 (37.0)	2nd: 11-27 (40.7)		Game: 21-54 (38.9)		Deadball Rebounds: 3		
3 PT FG% 1st Half: 5-15 (33.3)	2nd: 3-11 (27.3)		Game: 8-26 (30.8)		Rebounds: 3		
FT% 1st Half: 7-11 (63.6)	2nd: 13-21 (61.9)		Game: 20-32 (62.5)				

Officials: Gene Stratero, Larry Scrotto, Courtney Green
Technical: Chicago State -None Minnesota -None
Attendance: 10,175

Scoring By Periods	1	2	Total
Chicago State	24	28	52
Minnesota	32	33	65

Milwaukee 9-4

No Name	Total FG FGA	3-Pt FG FGA	FT FTA	Rebounds OF DF TOT	PF TP	A TO BLK S	MIN
23 Panoske, J.J.	g 5 7	2 3	0 0	1 7 8	2 12	1 4 5 0	28
31 Tiby, Matt	g 5 7	0 1	0 0	0 6 6	4 10	1 3 0 0	21
34 Arians, Austin	g 4 11	2 5	0 0	0 0 0	2 10	1 0 0 0	34
02 Springs, Akeem	g 6 11	1 3	2 4	1 6 7	3 15	1 3 0 0	34
01 Johnson, Jordan	g 7 15	0 2	5 6	2 7 9	1 19	10 2 0 0	39
05 Wichmann, Cody	g 0 1	0 1	0 0	0 1 1	3 4	1 0 0 0	16
11 Mcloud, JayQuan	g 3 7	0 2	2 2	1 2 3	1 8	2 1 0 2	22
03 Stull, Brock	g 0 0	0 0	0 0	1 0 1	0 0	0 0 0 0	4
50 Prael, Brett	g 0 0	0 0	0 0	0 0 0	2 0	0 1 0 0	2
Team				2 1 3	0 0		
Totals	30 59	5 17	9 12	9 32 41	16 74	16 14 5 2 200	
Total FG% 1st Half: 15-33 (45.5)	2nd: 15-26 (57.7)		Game: 30-59 (50.8)		Deadball Rebounds: 1		
3 PT FG% 1st Half: 5-14 (35.7)	2nd: 0-3 (0.0)		Game: 5-17 (29.4)		Rebounds: 1		
FT% 1st Half: 2-2 (100.0)	2nd: 7-10 (70.0)		Game: 9-12 (75.0)				

Minnesota 6-6

No Name	Total FG FGA	3-Pt FG FGA	FT FTA	Rebounds OF DF TOT	PF TP	A TO BLK S	MIN
24 King, Joey	f 4 9	2 5	0 1	0 1 1	1 4	10 1 1 1	32
03 Murphy, Jordan	f 7 13	1 2	1 4	3 7 10	3 16	1 1 2 2	37
21 Konate, Bakary	c 1 4	0 0	1 2	2 9 11	0 3	1 3 1 1	27
11 Morris, Carlos	g 10 18	2 3	2 3	1 9 11	2 14	3 2 0 0	35
02 Mason, Nate	g 3 10	0 4	0 0	0 2 2	4 6	2 1 0 0	25
01 McBrayer, Dupree	g 3 7	0 1	0 1	0 1 1	3 6	4 1 0 0	

GAME 13: OHIO STATE 78, MINNESOTA 63

DECEMBER 30, 2015 — COLUMBUS, OHIO (VALUE CITY ARENA)

GAME 14: #1/1 MICHIGAN STATE 69, MINNESOTA 61

JANUARY 2, 2016 — WILLIAMS ARENA

Minnesota 63 • 6-7, 0-1 B1G

##	Player	Total			3-Ptr			Rebounds			PF	TP	A	TO	Blk	Stl	Min
		FG	FGA	FT	FTA	Off	Def	Tot									
03	Murphy, Jordan	f	4-7	0-0	3-6	3	2	5	4	11	0	2	0	0	1	22	
24	King, Joey	f	1-8	1-3	4-4	1	5	6	2	7	4	0	0	0	0	38	
21	Konate, Bakary	c	0-1	0-0	0-0	0	1	1	3	0	0	1	0	0	0	15	
02	Mason, Nate	g	4-14	0-3	2-2	2	3	5	0	10	1	1	0	0	28		
11	Morris, Carlos	g	6-11	3-3	3-6	1	5	6	3	18	1	2	0	3	31		
01	McBrayer, Dupree	f	1-4	0-2	1-3	0	2	2	1	3	2	0	0	0	0	18	
04	Dorsey, Kevin	f	1-2	0-1	2-2	0	3	3	1	4	0	1	0	0	0	13	
23	Buggs, Charles	f	0-3	0-2	0-0	0	1	1	3	0	0	1	0	0	0	17	
32	Gilbert, Ahmad	f	3-6	2-4	0-0	1	1	2	2	8	0	0	0	1	11		
41	Diedhiou, Gaston	f	1-2	0-0	0-0	0	1	1	3	2	0	0	0	0	0	7	
Team						2	1	3									
Totals			21-58	6-18	15-23	10	25	35	22	63	8	9	0	5	200		

FG % 1st Half: 10-26 38.5% 2nd half: 11-32 34.4% Game: 21-58 36.2% Deadball Rebounds 2
 3FG % 1st Half: 4-9 44.4% 2nd half: 2-9 22.2% Game: 6-18 33.3%
 FT % 1st Half: 10-15 66.7% 2nd half: 5-8 62.5% Game: 15-23 65.2%

Ohio State 78 • 9-5, 1-0 B1G

##	Player	Total			3-Ptr			Rebounds			PF	TP	A	TO	Blk	Stl	Min
		FG	FGA	FT	FTA	Off	Def	Tot									
01	Tate, Jae'Sean	f	4-6	0-1	2-3	0	3	3	3	10	2	2	0	0	0	21	
02	Loving, Marc	f	6-11	3-5	5-6	2	4	6	2	20	2	4	0	0	0	34	
33	Bates-Diop, Keita	f	5-10	1-3	2-3	2	4	6	1	13	1	0	0	1	34		
32	Thompson, Trevor	c	2-7	0-0	2-2	3	3	6	4	6	1	1	3	0	0	15	
13	Lyle, JaQuan	g	1-5	0-3	2-2	0	3	3	2	4	13	1	0	0	0	24	
00	Mitchell, Mickey	c	1-1	0-0	1-3	0	4	4	0	3	0	1	0	0	0	8	
04	Giddens, Daniel	f	4-7	0-0	1-3	1	3	4	4	9	0	1	1	0	0	18	
10	Bell, David	f	2-2	0-0	0-0	0	2	2	1	4	0	0	0	0	0	7	
12	Harris, A.J.	f	1-3	0-1	0-0	1	0	1	1	2	4	2	0	0	0	16	
15	Williams, Kam	f	3-5	1-2	0-0	0	5	5	0	7	1	0	0	1	23		
Team						1	2	3									
Totals			29-57	5-15	15-22	10	33	43	18	78	24	12	4	2	200		

FG % 1st Half: 13-32 40.6% 2nd half: 16-25 64.0% Game: 29-57 50.9% Deadball Rebounds 0
 3FG % 1st Half: 3-10 30.0% 2nd half: 2-5 40.0% Game: 5-15 33.3%
 FT % 1st Half: 8-14 57.1% 2nd half: 7-8 87.5% Game: 15-22 68.2%

Officials: Terry Wymer, Terry Oglesby, Ray Perone
 Technical fouls: Minnesota-None. Ohio State-None.
 Attendance: 13701

Score by periods	1st	2nd	Total
Minnesota	34	29	63
Ohio State	37	41	78

Last FG - MINN 2nd-00:18, OSU 2nd-01:24.
 Largest lead - MINN by 2 2nd-18:58, OSU by 19 2nd-06:00.
 MINN led for 00:57, OSU led for 36:15. Game was tied for 02:48.

Points	In	Off	2nd	Fast	Bench
MINN	26	11	7	2	17
OSU	42	15	7	9	25

Score tied - 2 times.
 Lead changed - 2 times.

Michigan State 69, 1-1

No	Name	Total			3-Pt			Rebounds			PF	TP	A	TO	Blk	S	MIN	
		FG	FGA	FT	FTA	OF	DF	TOT										
10	Costello, Matt	f	5	11	0	0	7	9	6	9	15	4	17	1	2	2	0	29
34	Schilling, Gavin	f	3	4	0	0	2	2	2	3	5	3	8	0	0	0	0	17
14	Harris, Eron	g	3	7	0	2	4	4	1	4	5	3	10	1	2	0	0	23
05	Forbes, Bryn	g	7	17	4	9	2	2	0	6	6	2	20	3	1	0	0	33
11	Naim Jr., Lourawls	g	2	4	0	0	0	0	0	4	4	2	4	7	1	1	0	30
25	Goins, Kenny	g	0	0	0	0	0	0	0	2	2	3	0	1	1	1	0	16
20	McQuaid, Matt	g	0	2	0	2	0	0	0	0	0	0	0	2	0	0	0	30
23	Davis, Deyonta	g	4	4	0	0	2	3	0	4	4	2	10	1	1	3	0	17
03	Ellis III, Alvin	g	0	0	0	0	0	0	0	0	0	1	0	0	1	0	0	1
02	Bess, Javon	g	0	0	0	0	0	0	0	0	0	1	0	0	1	0	0	3
00	Ahrens, Kyle	g	0	0	0	0	0	0	0	0	0	0	0	0	0	0	0	1
Team												1	1	2				
Totals			24	49	4	13	17	20	10	33	43	21	69	16	11	7	0	200

Total FG% 1st Half: 12-25 (48.0) 2nd: 12-24 (50.0) Game: 24-49 (49.0) Deadball Rebounds 1
 3 PT FG% 1st Half: 1-7 (14.3) 2nd: 3-6 (50.0) Game: 4-13 (30.8)
 FT% 1st Half: 7-8 (87.5) 2nd: 10-12 (83.3) Game: 17-20 (85.0)

Minnesota 68, 0-2

No	Name	Total			3-Pt			Rebounds			PF	TP	A	TO	Blk	S	MIN	
		FG	FGA	FT	FTA	OF	DF	TOT										
24	King, Joey (0:15)	f	1	6	1	4	4	4	2	2	4	5	7	3	1	0	0	29
03	Murphy, Jordan	f	7	18	0	2	0	4	4	5	9	2	14	0	0	0	1	31
21	Konate, Bakary	c	3	4	0	0	0	0	3	3	6	4	6	0	2	2	1	21
11	Morris, Carlos	g	2	8	0	2	3	4	0	1	1	1	7	2	0	0	2	32
02	Mason, Nate	g	5	17	3	7	3	4	2	4	6	2	16	3	0	0	0	33
01	McBrayer, Dupree	g	0	3	0	1	0	0	0	0	0	1	0	2	0	0	0	16
04	Dorsey, Kevin	f	4	9	1	4	2	3	0	1	1	4	11	1	0	0	1	25
41	Diedhiou, Gaston	g	0	0	0	0	0	0	1	0	1	2	0	0	0	0	0	10
32	Gilbert, Ahmad	g	0	0	0	0	0	0	0	1	1	0	0	0	0	0	0	3
Team									4	0	4	0						
Totals			22	65	5	20	12	19	16	17	33	21	61	11	4	2	5	200

Total FG% 1st Half: 12-34 (35.3) 2nd: 10-31 (32.3) Game: 22-65 (33.8) Deadball Rebounds 1
 3 PT FG% 1st Half: 2-10 (20.0) 2nd: 3-10 (30.0) Game: 5-20 (25.0)
 FT% 1st Half: 3-6 (50.0) 2nd: 9-13 (69.2) Game: 12-19 (63.2)

Officials: John Higgins, Bill Ek, Chris Beaver
 Technicals: Michigan State -None Minnesota -None
 Attendance: 12,836

Scoring By Periods	1	2	Total
Michigan State	32	37	69
Minnesota	29	32	61

Other Stats	MINN	MSU
Biggest Lead (first time - number of times)	2 (P-1 11:48 - 1)	10 (P-2 10:37 - 2)
Shots In The Paint	10/30 = 20 Pts	12/22 = 24 Pts
Points Off Turnovers	14	6
Points Off Offensive Rebounds	12	7
Fast Break Points	2	4
1st Shot of Bonus FT	1/2	4/4
Longest FG Drought (Period-Times)	7:54 (P-2 15:43-7:49)	2:56 (P-2 9:37-6:41)S
Bench Points	11	10

2:56 (P-2 9:37-6:41)S Basketball-Licensed to: University of Minnesota

Minnesota Basketball

2015-16 Game by Game Summary as of Sat, Jan 02, 2016

* Conference Games

Opponent	Date	Total		3 Pt		FT-FTA	Pct	Rebounds			PF	DQ	A	TO	BLK	STL	Pts By Period	
		FG-FGA	Pct	FG-FGA	Pct			Off	Def	Tot								
at Minnesota UMKC	Nov 13	25-55	0.455	12-28	0.429	14-20	0.700	8	29	37	12	0	20	13	7	6	76	32-44
		20-62	0.323	12-24	0.500	6-11	0.545	16	26	42	20	-	13	17	1	10	58	30-28
at Minnesota La.-Monroe	Nov 15	22-58	0.379	3-22	0.136	20-22	0.909	9	32	41	19	0	12	12	4	4	67	38-29
		21-62	0.339	3-16	0.188	11-16	0.688	14	29	43	22	-	7	17	2	6	56	25-31
Minnesota Temple	Nov 19	19-50	0.380	6-18	0.333	26-32	0.812	9	27	36	21	1	8	11	6	3	70	26-44
		23-61	0.377	10-23	0.435	19-26	0.731	13	24	37	26	1	18	10	1	3	75	31-44
Minnesota Missouri State	Nov 20	25-56	0.446	13-23	0.565	11-19	0.579	8	26	34	23	1	15	12	6	3	74	44-30
		19-54	0.352	5-18	0.278	26-37	0.703	13	27	40	20	1	13	11	4	5	69	31-38
Minnesota Texas Tech	Nov 22	24-57	0.421	4-20	0.200	16-19	0.842	11	20	31	26	0	7	14	1	6	68	28-40
		27-56	0.482	6-13	0.462	21-29	0.724	10	25	35	19	1	14	12	2	3	81	34-47
at Minnesota Neb.-Omaha	Nov 27	32-65	0.492	11-20	0.550	18-30	0.600	11	27	38	15	0	21	9	8	8	93	41-52
		36-75	0.480	7-23	0.304	11-15	0.733	14	29	43	24	-	20	11	3	8	90	42-48
at Minnesota Clemson	Nov 30	29-55	0.527	7-17	0.412	24-30	0.800	11	20	31	13	0	18	6	4	7	89	36-53
		29-54	0.537	14-28	0.500	11-15	0.733	7	18	25	24	-	21	11	4	4	83	42-41
at Minnesota South Dakota	Dec 05	24-68	0.353	6-24	0.250	27-35	0.771	18	32	50	21	1	14	17	7	7	81	29-30-22
		33-71	0.465	6-19	0.316	13-19	0.684	9	32	41	28	1	22	13	3	6	85	35-24-26
at Minnesota South Dakota State	Dec 08	21-57	0.368	8-17	0.471	20-25	0.800	10	22	32	15	0	10	9	5	9	70	22-48
		30-61	0.492	11-19	0.579	13-14	0.929	10	30	40	21	-	16	11	5	4	84	45-39
Minnesota Oklahoma State	Dec 12	19-55	0.345	4-22	0.182	18-27	0.667	12	25	37	22	2	5	10	3	6	60	30-30
		20-53	0.377	4-14	0.286	18-24	0.750	11	29	40	21	1	13	12	1	3	62	28-34
at Minnesota Chicago State	Dec 16	21-54	0.389	8-26	0.308	20-32	0.625	15	28	43	10	0	15	8	7	8	70	32-38
		20-61	0.328	7-22	0.318	5-6	0.833	13	27	40	23	-	12	14	4	3	52	24-28
at Minnesota Milwaukee	Dec 23	28-64	0.438	5-17	0.294	4-11	0.364	9	22	31	16	0	13	11	4	4	65	32-33
		30-59	0.508	5-17	0.294	9-12	0.750	9	32	41	16	-	16	14	5	2	74	37-37
Minnesota at Ohio State*	Dec 30	21-58	0.362	6-18	0.333	15-23	0.652	10	25	35	22	0	8	9	0	5	63	34-29
		29-57	0.509	5-15	0.333	15-22	0.682	10	33	43	18	-	24	12	4	2	78	37-41
at Minnesota Michigan State*	Jan 02	22-65	0.338	5-20	0.250	12-19	0.632	16	17	33	21	1	11	4	2	5	61	29-32
		24-49	0.490	4-13	0.308	17-20	0.850	10	33	43	21	-	16	11	7	0	69	32-37

Minnesota Basketball
2015-16 Team Highs & Lows as of Sat, Jan 02, 2016
All Games

Minnesota

Statistic	Highs	Date	Opponent	Statistic	Lows	Date	Opponent
Points	93	Nov 27	Neb.-Omaha	Points	60	Dec 12	vs Oklahoma State
FG Made	32	Nov 27	Neb.-Omaha	FG Made	19	Nov 19	vs Temple
FG Attempt	68	Dec 05	South Dakota			Dec 12	vs Oklahoma State
FG %	0.527	Nov 30	Clemson (29-55)	FG Attempt	50	Nov 19	vs Temple
3FG Made	13	Nov 20	vs Missouri State	FG %	0.338	Jan 02	Michigan State (22-65)
3FG Att.	28	Nov 13	UMKC	3FG Made	3	Nov 15	La.-Monroe
3FG %	0.565	Nov 20	vs Missouri State (13-23)	3FG Att.	17	Nov 30	Clemson
FT Made	27	Dec 05	South Dakota			Dec 08	South Dakota State (3 times total)
FT Attempt	35	Dec 05	South Dakota	3FG %	0.136	Nov 15	La.-Monroe (3-22)
FT %	0.909	Nov 15	La.-Monroe (20-22)	FT Made	4	Dec 23	Milwaukee
Off. Reb.	18	Dec 05	South Dakota	FT Attempt	11	Dec 23	Milwaukee
Def. Reb.	32	Nov 15	La.-Monroe	FT %	0.364	Dec 23	Milwaukee (4-11)
		Dec 05	South Dakota	Off. Reb.	8	Nov 13	UMKC
Tot. Reb.	50	Dec 05	South Dakota			Nov 20	vs Missouri State
Assist	21	Nov 27	Neb.-Omaha	Def. Reb.	17	Jan 02	Michigan State
Turnover	17	Dec 05	South Dakota	Tot. Reb.	31	Nov 22	vs Texas Tech
Block	8	Nov 27	Neb.-Omaha			Nov 30	Clemson (3 times total)
Steal	9	Dec 08	South Dakota State	Assist	5	Dec 12	vs Oklahoma State
Foul	26	Nov 22	vs Texas Tech	Turnover	4	Jan 02	Michigan State
Foul Out	2	Dec 12	vs Oklahoma State	Block	0	Dec 30	at Ohio State
				Steal	3	Nov 19	vs Temple
						Nov 20	vs Missouri State
				Foul	10	Dec 16	Chicago State
				Foul Out	0	Nov 13	UMKC
						Nov 15	La.-Monroe (9 times total)

Opponents

Statistic	Highs	Date	Opponent	Statistic	Lows	Date	Opponent
Points	90	Nov 27	Neb.-Omaha	Points	52	Dec 16	Chicago State
FG Made	36	Nov 27	Neb.-Omaha	FG Made	19	Nov 20	vs Missouri State
FG Attempt	75	Nov 27	Neb.-Omaha	FG Attempt	49	Jan 02	Michigan State
FG %	0.537	Nov 30	Clemson (29-54)	FG %	0.323	Nov 13	UMKC (20-62)
3FG Made	14	Nov 30	Clemson	3FG Made	3	Nov 15	La.-Monroe
3FG Att.	28	Nov 30	Clemson	3FG Att.	13	Nov 22	vs Texas Tech
3FG %	0.579	Dec 08	South Dakota State (11-19)			Jan 02	Michigan State
FT Made	26	Nov 20	vs Missouri State	3FG %	0.188	Nov 15	La.-Monroe (3-16)
FT Attempt	37	Nov 20	vs Missouri State	FT Made	5	Dec 16	Chicago State
FT %	0.929	Dec 08	South Dakota State (13-14)	FT Attempt	6	Dec 16	Chicago State
Off. Reb.	16	Nov 13	UMKC	FT %	0.545	Nov 13	UMKC (6-11)
Def. Reb.	33	Dec 30	at Ohio State	Off. Reb.	7	Nov 30	Clemson
		Jan 02	Michigan State	Def. Reb.	18	Nov 30	Clemson
Tot. Reb.	43	Nov 15	La.-Monroe	Tot. Reb.	25	Nov 30	Clemson
		Nov 27	Neb.-Omaha	Assist	7	Nov 15	La.-Monroe
		Dec 30	at Ohio State (4 times total)	Turnover	10	Nov 19	vs Temple
Assist	24	Dec 30	at Ohio State	Block	1	Nov 13	UMKC
Turnover	17	Nov 13	UMKC			Nov 19	vs Temple (3 times total)
		Nov 15	La.-Monroe	Steal	0	Jan 02	Michigan State
Block	7	Jan 02	Michigan State	Foul	16	Dec 23	Milwaukee
Steal	10	Nov 13	UMKC	Foul Out	-		
Foul	28	Dec 05	South Dakota				
Foul Out	1	Nov 19	vs Temple				
		Nov 20	vs Missouri State				
		Nov 22	vs Texas Tech (5 times total)				

Minnesota Basketball
2015-16 Individual Highs as of Sat, Jan 02, 2016
All Games

Minnesota

Statistic		Player	Date	Opponent
Points	24	Murphy, Jordan	Nov 30	Clemson (9-16,1-1,5-7)
	24	Morris, Carlos	Dec 23	Milwaukee (10-18,2-3,2-3)
	22	King, Joey	Nov 13	UMKC (7-10,6-9,2-2)
FG Made	10	Morris, Carlos	Dec 23	Milwaukee (10-18)
	9	Murphy, Jordan	Nov 30	Clemson (9-16)
	7	King, Joey	Nov 13	UMKC (7-10) (& 3 others)
FG Attempt	18	Morris, Carlos	Dec 23	Milwaukee (10-18)
	18	Murphy, Jordan	Jan 02	Michigan State (7-18)
	17	Mason, Nate	Dec 05	South Dakota (4-17) (& 1 other)
FG % (min 5 FG)	0.750	King, Joey	Nov 20	vs Missouri State (6-8)
	0.750	King, Joey	Nov 30	Clemson (6-8)
	0.714	King, Joey	Nov 27	Neb.-Omaha (5-7)
3FG Made	6	King, Joey	Nov 13	UMKC (6-9)
	6	King, Joey	Nov 20	vs Missouri State (6-7)
	4	King, Joey	Nov 27	Neb.-Omaha (4-4)
3FG Att.	9	King, Joey	Nov 13	UMKC (6-9)
	7	King, Joey	Nov 19	vs Temple (2-7)
	7	King, Joey	Nov 20	vs Missouri State (6-7) (& 2 others)
3FG % (min 3 FG)	1.000	King, Joey	Nov 27	Neb.-Omaha (4-4)
	1.000	Morris, Carlos	Dec 30	at Ohio State (3-3)
	0.857	King, Joey	Nov 20	vs Missouri State (6-7)
FT Made	11	Mason, Nate	Nov 19	vs Temple (11-12)
	9	King, Joey	Nov 15	La.-Monroe (9-10)
	9	King, Joey	Dec 05	South Dakota (9-10) (& 1 other)
FT Attempt	12	Mason, Nate	Nov 19	vs Temple (11-12)
	12	Murphy, Jordan	Dec 16	Chicago State (6-12)
	11	Murphy, Jordan	Dec 05	South Dakota (7-11)
FT % (min 3 FT)	1.000	Dorsey, Kevin	Dec 12	vs Oklahoma State (6-6)
	1.000	Mason, Nate	Dec 08	South Dakota State (5-5)
	1.000	Dorsey, Kevin	Nov 15	La.-Monroe (4-4) (& 9 others)
Off. Reb.	8	Murphy, Jordan	Nov 30	Clemson
	7	Murphy, Jordan	Dec 16	Chicago State
	6	Murphy, Jordan	Dec 05	South Dakota
Def. Reb.	11	Murphy, Jordan	Dec 05	South Dakota
	11	Murphy, Jordan	Dec 16	Chicago State
	9	Konate, Bakary	Dec 23	Milwaukee
Tot. Reb.	18	Murphy, Jordan	Dec 16	Chicago State (7+11)
	17	Murphy, Jordan	Dec 05	South Dakota (6+11)
	12	Murphy, Jordan	Dec 12	vs Oklahoma State (4+8)
Assist	8	Mason, Nate	Nov 27	Neb.-Omaha
	8	Mason, Nate	Nov 30	Clemson
	7	Mason, Nate	Nov 13	UMKC (& 2 others)
Turnover	7	Dorsey, Kevin	Nov 13	UMKC
	4	Buggs, Charles	Nov 15	La.-Monroe
	4	Morris, Carlos	Nov 22	vs Texas Tech (& 2 others)
Block	4	Konate, Bakary	Dec 05	South Dakota
	3	Konate, Bakary	Nov 13	UMKC
	3	Murphy, Jordan	Nov 20	vs Missouri State (& 3 others)
Steal	3	Morris, Carlos	Nov 22	vs Texas Tech
	3	Dorsey, Kevin	Dec 08	South Dakota State
	3	Morris, Carlos	Dec 30	at Ohio State
Minutes	43	King, Joey	Dec 05	South Dakota
	42	Mason, Nate	Dec 05	South Dakota
	38	King, Joey	Dec 30	at Ohio State

Minnesota Basketball
2015-16 Individual Highs as of Sat, Jan 02, 2016
All Games

Minnesota

Statistic		Player	Date	Opponent
Points	24	Murphy, Jordan	Nov 30	Clemson (9-16,1-1,5-7)
	24	Morris, Carlos	Dec 23	Milwaukee (10-18,2-3,2-3)
	22	King, Joey	Nov 13	UMKC (7-10,6-9,2-2)
FG Made	10	Morris, Carlos	Dec 23	Milwaukee (10-18)
	9	Murphy, Jordan	Nov 30	Clemson (9-16)
	7	King, Joey	Nov 13	UMKC (7-10) (& 3 others)
FG Attempt	18	Morris, Carlos	Dec 23	Milwaukee (10-18)
	18	Murphy, Jordan	Jan 02	Michigan State (7-18)
	17	Mason, Nate	Dec 05	South Dakota (4-17) (& 1 other)
FG % (min 5 FG)	0.750	King, Joey	Nov 20	vs Missouri State (6-8)
	0.750	King, Joey	Nov 30	Clemson (6-8)
	0.714	King, Joey	Nov 27	Neb.-Omaha (5-7)
3FG Made	6	King, Joey	Nov 13	UMKC (6-9)
	6	King, Joey	Nov 20	vs Missouri State (6-7)
	4	King, Joey	Nov 27	Neb.-Omaha (4-4)
3FG Att.	9	King, Joey	Nov 13	UMKC (6-9)
	7	King, Joey	Nov 19	vs Temple (2-7)
	7	King, Joey	Nov 20	vs Missouri State (6-7) (& 2 others)
3FG % (min 3 FG)	1.000	King, Joey	Nov 27	Neb.-Omaha (4-4)
	1.000	Morris, Carlos	Dec 30	at Ohio State (3-3)
	0.857	King, Joey	Nov 20	vs Missouri State (6-7)
FT Made	11	Mason, Nate	Nov 19	vs Temple (11-12)
	9	King, Joey	Nov 15	La.-Monroe (9-10)
	9	King, Joey	Dec 05	South Dakota (9-10) (& 1 other)
FT Attempt	12	Mason, Nate	Nov 19	vs Temple (11-12)
	12	Murphy, Jordan	Dec 16	Chicago State (6-12)
	11	Murphy, Jordan	Dec 05	South Dakota (7-11)
FT % (min 3 FT)	1.000	Dorsey, Kevin	Dec 12	vs Oklahoma State (6-6)
	1.000	Mason, Nate	Dec 08	South Dakota State (5-5)
	1.000	Dorsey, Kevin	Nov 15	La.-Monroe (4-4) (& 9 others)
Off. Reb.	8	Murphy, Jordan	Nov 30	Clemson
	7	Murphy, Jordan	Dec 16	Chicago State
	6	Murphy, Jordan	Dec 05	South Dakota
Def. Reb	11	Murphy, Jordan	Dec 05	South Dakota
	11	Murphy, Jordan	Dec 16	Chicago State
	9	Konate, Bakary	Dec 23	Milwaukee
Tot. Reb.	18	Murphy, Jordan	Dec 16	Chicago State (7+11)
	17	Murphy, Jordan	Dec 05	South Dakota (6+11)
	12	Murphy, Jordan	Dec 12	vs Oklahoma State (4+8)
Assist	8	Mason, Nate	Nov 27	Neb.-Omaha
	8	Mason, Nate	Nov 30	Clemson
	7	Mason, Nate	Nov 13	UMKC (& 2 others)
Turnover	7	Dorsey, Kevin	Nov 13	UMKC
	4	Buggs, Charles	Nov 15	La.-Monroe
	4	Morris, Carlos	Nov 22	vs Texas Tech (& 2 others)
Block	4	Konate, Bakary	Dec 05	South Dakota
	3	Konate, Bakary	Nov 13	UMKC
	3	Murphy, Jordan	Nov 20	vs Missouri State (& 3 others)
Steal	3	Morris, Carlos	Nov 22	vs Texas Tech
	3	Dorsey, Kevin	Dec 08	South Dakota State
	3	Morris, Carlos	Dec 30	at Ohio State
Minutes	43	King, Joey	Dec 05	South Dakota
	42	Mason, Nate	Dec 05	South Dakota
	38	King, Joey	Dec 30	at Ohio State

Minnesota Basketball

2015-16 Team Leaders as of Sat, Jan 02, 2016

All Games

Includes 14 Games Played

Points (by total)	#	GP	Avg	Starts	#	Games Played	#	Minutes Played	#	GP	Avg
24 King, Joey	179	14	12.8	24 King, Joey	14	24 King, Joey	14	02 Mason, Nate	450	14	32.1
02 Mason, Nate	176	14	12.6	02 Mason, Nate	14	02 Mason, Nate	14	24 King, Joey	439	14	31.4
11 Morris, Carlos	162	14	11.6	11 Morris, Carlos	14	11 Morris, Carlos	14	11 Morris, Carlos	411	14	29.4
03 Murphy, Jordan	154	14	11.0	21 Konate, Bakary	12	21 Konate, Bakary	14	03 Murphy, Jordan	336	14	24.0
23 Buggs, Charles	96	12	8.0	23 Buggs, Charles	8	01 McBrayer, Dupree	14	23 Buggs, Charles	302	12	25.2
04 Dorsey, Kevin	96	13	7.4	01 McBrayer, Dupree	3	03 Murphy, Jordan	14	21 Konate, Bakary	282	14	20.1
21 Konate, Bakary	62	14	4.4	03 Murphy, Jordan	3	04 Dorsey, Kevin	13	01 McBrayer, Dupree	247	14	17.6
01 McBrayer, Dupree	51	14	3.6	41 Diedhiou, Gaston	2	23 Buggs, Charles	12	04 Dorsey, Kevin	246	13	18.9
32 Gilbert, Ahmad	20	9	2.2	04 Dorsey, Kevin	0	41 Diedhiou, Gaston	12	41 Diedhiou, Gaston	72	12	6.0
41 Diedhiou, Gaston	8	12	0.7	15 Sharp, Stephon	0	32 Gilbert, Ahmad	9	32 Gilbert, Ahmad	49	9	5.4
15 Sharp, Stephon	3	4	0.8	32 Gilbert, Ahmad	0	15 Sharp, Stephon	4	15 Sharp, Stephon	15	4	3.8
10 Haugh, Darin	0	1	0.0	10 Haugh, Darin	0	10 Haugh, Darin	1	10 Haugh, Darin	1	1	1.0

Field Goals				Field Goals				Field Goals			
Percentage	Made	Att	Pct	Made	#	GP	Avg	Attempt	#	GP	Avg
23 Buggs, Charles	34	68	0.500	11 Morris, Carlos	59	14	4.2	02 Mason, Nate	158	14	11.3
21 Konate, Bakary	23	46	0.500	02 Mason, Nate	58	14	4.1	11 Morris, Carlos	149	14	10.6
03 Murphy, Jordan	54	108	0.500	03 Murphy, Jordan	54	14	3.9	24 King, Joey	119	14	8.5
15 Sharp, Stephon	1	2	0.500	24 King, Joey	53	14	3.8	03 Murphy, Jordan	108	14	7.7
24 King, Joey	53	119	0.445	32 Buggs, Charles	34	12	2.8	04 Dorsey, Kevin	77	13	5.9
32 Gilbert, Ahmad	8	19	0.421	04 Dorsey, Kevin	27	13	2.1	23 Buggs, Charles	68	12	5.7
11 Morris, Carlos	59	149	0.396	21 Konate, Bakary	23	14	1.6	01 McBrayer, Dupree	57	14	4.1
02 Mason, Nate	58	158	0.367	01 McBrayer, Dupree	11	14	0.8	21 Konate, Bakary	46	14	3.3
04 Dorsey, Kevin	27	77	0.351	04 Dorsey, Kevin	8	9	0.9	32 Gilbert, Ahmad	19	9	2.1
41 Diedhiou, Gaston	4	14	0.286	41 Diedhiou, Gaston	4	12	0.3	41 Diedhiou, Gaston	14	12	1.2
01 McBrayer, Dupree	11	57	0.193	15 Sharp, Stephon	1	4	0.2	15 Sharp, Stephon	2	4	0.5
10 Haugh, Darin	0	0	0.000	10 Haugh, Darin	0	1	0.0	10 Haugh, Darin	0	1	0.0

3 Pt. Field Goals				3 Pt. Field Goals				3 Pt. Field Goals			
Percentage	Made	Att	Pct	Made	#	GP	Avg	Attempt	#	GP	Avg
24 King, Joey	29	68	0.426	24 King, Joey	29	14	2.1	24 King, Joey	68	14	4.9
11 Morris, Carlos	19	45	0.422	02 Mason, Nate	20	14	1.4	02 Mason, Nate	65	14	4.6
23 Buggs, Charles	14	34	0.412	11 Morris, Carlos	19	14	1.4	11 Morris, Carlos	45	14	3.2
02 Mason, Nate	20	65	0.308	23 Buggs, Charles	14	12	1.2	23 Buggs, Charles	34	12	2.8
03 Murphy, Jordan	4	13	0.308	04 Dorsey, Kevin	6	13	0.5	04 Dorsey, Kevin	28	13	2.2
32 Gilbert, Ahmad	4	13	0.308	03 Murphy, Jordan	4	14	0.3	01 McBrayer, Dupree	25	14	1.8
04 Dorsey, Kevin	6	28	0.214	32 Gilbert, Ahmad	4	9	0.4	03 Murphy, Jordan	13	14	0.9
01 McBrayer, Dupree	2	25	0.080	01 McBrayer, Dupree	2	14	0.1	32 Gilbert, Ahmad	13	9	1.4
21 Konate, Bakary	0	1	0.000	21 Konate, Bakary	0	14	0.0	21 Konate, Bakary	1	14	0.1
41 Diedhiou, Gaston	0	0	0.000	41 Diedhiou, Gaston	0	12	0.0	41 Diedhiou, Gaston	0	12	0.0
15 Sharp, Stephon	0	0	0.000	15 Sharp, Stephon	0	4	0.0	15 Sharp, Stephon	0	4	0.0
10 Haugh, Darin	0	0	0.000	10 Haugh, Darin	0	1	0.0	10 Haugh, Darin	0	1	0.0

Free Throws				Free Throws				Free Throws			
Percentage	Made	Att	Pct	Made	#	GP	Avg	Attempt	#	GP	Avg
15 Sharp, Stephon	1	1	1.000	24 King, Joey	44	14	3.1	03 Murphy, Jordan	74	14	5.3
24 King, Joey	44	48	0.917	03 Murphy, Jordan	42	14	3.0	02 Mason, Nate	49	14	3.5
23 Buggs, Charles	14	17	0.824	02 Mason, Nate	40	14	2.9	24 King, Joey	48	14	3.4
02 Mason, Nate	40	49	0.816	04 Dorsey, Kevin	36	13	2.8	04 Dorsey, Kevin	47	13	3.6
04 Dorsey, Kevin	36	47	0.766	01 McBrayer, Dupree	27	14	1.9	01 McBrayer, Dupree	41	14	2.9
01 McBrayer, Dupree	27	41	0.659	11 Morris, Carlos	25	14	1.8	11 Morris, Carlos	39	14	2.8
11 Morris, Carlos	25	39	0.641	21 Konate, Bakary	16	14	1.1	21 Konate, Bakary	27	14	1.9
21 Konate, Bakary	16	27	0.593	23 Buggs, Charles	14	12	1.2	23 Buggs, Charles	17	12	1.4
03 Murphy, Jordan	42	74	0.568	15 Sharp, Stephon	1	4	0.2	15 Sharp, Stephon	1	4	0.2
32 Gilbert, Ahmad	0	1	0.000	41 Diedhiou, Gaston	0	12	0.0	32 Gilbert, Ahmad	1	9	0.1
41 Diedhiou, Gaston	0	0	0.000	32 Gilbert, Ahmad	0	9	0.0	41 Diedhiou, Gaston	0	12	0.0
10 Haugh, Darin	0	0	0.000	10 Haugh, Darin	0	1	0.0	10 Haugh, Darin	0	1	0.0

Minnesota Basketball

2015-16 Team Leaders as of Sat, Jan 02, 2016

All Games

Includes 14 Games Played

Points (by total)	#	GP	Avg	Starts	#	Games Played	#	Minutes Played	#	GP	Avg
24 King, Joey	179	14	12.8	24 King, Joey	14	24 King, Joey	14	02 Mason, Nate	450	14	32.1
02 Mason, Nate	176	14	12.6	02 Mason, Nate	14	02 Mason, Nate	14	24 King, Joey	439	14	31.4
11 Morris, Carlos	162	14	11.6	11 Morris, Carlos	14	11 Morris, Carlos	14	11 Morris, Carlos	411	14	29.4
03 Murphy, Jordan	154	14	11.0	21 Konate, Bakary	12	21 Konate, Bakary	14	03 Murphy, Jordan	336	14	24.0
23 Buggs, Charles	96	12	8.0	23 Buggs, Charles	8	01 McBrayer, Dupree	14	23 Buggs, Charles	302	12	25.2
04 Dorsey, Kevin	96	13	7.4	01 McBrayer, Dupree	3	03 Murphy, Jordan	14	21 Konate, Bakary	282	14	20.1
21 Konate, Bakary	62	14	4.4	03 Murphy, Jordan	3	04 Dorsey, Kevin	13	01 McBrayer, Dupree	247	14	17.6
01 McBrayer, Dupree	51	14	3.6	41 Diedhiou, Gaston	2	23 Buggs, Charles	12	04 Dorsey, Kevin	246	13	18.9
32 Gilbert, Ahmad	20	9	2.2	04 Dorsey, Kevin	0	41 Diedhiou, Gaston	12	41 Diedhiou, Gaston	72	12	6.0
41 Diedhiou, Gaston	8	12	0.7	15 Sharp, Stephon	0	32 Gilbert, Ahmad	9	32 Gilbert, Ahmad	49	9	5.4
15 Sharp, Stephon	3	4	0.8	32 Gilbert, Ahmad	0	15 Sharp, Stephon	4	15 Sharp, Stephon	15	4	3.8
10 Haugh, Darin	0	1	0.0	10 Haugh, Darin	0	10 Haugh, Darin	1	10 Haugh, Darin	1	1	1.0

Field Goals				Field Goals				Field Goals			
Percentage	Made	Att	Pct	Made	#	GP	Avg	Attempt	#	GP	Avg
23 Buggs, Charles	34	68	0.500	11 Morris, Carlos	59	14	4.2	02 Mason, Nate	158	14	11.3
21 Konate, Bakary	23	46	0.500	02 Mason, Nate	58	14	4.1	11 Morris, Carlos	149	14	10.6
03 Murphy, Jordan	54	108	0.500	03 Murphy, Jordan	54	14	3.9	24 King, Joey	119	14	8.5
15 Sharp, Stephon	1	2	0.500	24 King, Joey	53	14	3.8	03 Murphy, Jordan	108	14	7.7
24 King, Joey	53	119	0.445	23 Buggs, Charles	34	12	2.8	04 Dorsey, Kevin	77	13	5.9
32 Gilbert, Ahmad	8	19	0.421	04 Dorsey, Kevin	27	13	2.1	23 Buggs, Charles	68	12	5.7
11 Morris, Carlos	59	149	0.396	21 Konate, Bakary	23	14	1.6	01 McBrayer, Dupree	57	14	4.1
02 Mason, Nate	58	158	0.367	01 McBrayer, Dupree	11	14	0.8	21 Konate, Bakary	46	14	3.3
04 Dorsey, Kevin	27	77	0.351	32 Gilbert, Ahmad	8	9	0.9	32 Gilbert, Ahmad	19	9	2.1
41 Diedhiou, Gaston	4	14	0.286	41 Diedhiou, Gaston	4	12	0.3	41 Diedhiou, Gaston	14	12	1.2
01 McBrayer, Dupree	11	57	0.193	15 Sharp, Stephon	1	4	0.2	15 Sharp, Stephon	2	4	0.5
10 Haugh, Darin	0	0	0.000	10 Haugh, Darin	0	1	0.0	10 Haugh, Darin	0	1	0.0

3 Pt. Field Goals				3 Pt. Field Goals				3 Pt. Field Goals			
Percentage	Made	Att	Pct	Made	#	GP	Avg	Attempt	#	GP	Avg
24 King, Joey	29	68	0.426	24 King, Joey	29	14	2.1	24 King, Joey	68	14	4.9
11 Morris, Carlos	19	45	0.422	02 Mason, Nate	20	14	1.4	02 Mason, Nate	65	14	4.6
23 Buggs, Charles	14	34	0.412	11 Morris, Carlos	19	14	1.4	11 Morris, Carlos	45	14	3.2
02 Mason, Nate	20	65	0.308	23 Buggs, Charles	14	12	1.2	23 Buggs, Charles	34	12	2.8
03 Murphy, Jordan	4	13	0.308	04 Dorsey, Kevin	6	13	0.5	04 Dorsey, Kevin	28	13	2.2
32 Gilbert, Ahmad	4	13	0.308	03 Murphy, Jordan	4	14	0.3	01 McBrayer, Dupree	25	14	1.8
04 Dorsey, Kevin	6	28	0.214	32 Gilbert, Ahmad	4	9	0.4	03 Murphy, Jordan	13	14	0.9
01 McBrayer, Dupree	2	25	0.080	21 Konate, Bakary	2	14	0.1	32 Gilbert, Ahmad	13	9	1.4
21 Konate, Bakary	0	1	0.000	41 Diedhiou, Gaston	0	14	0.0	21 Konate, Bakary	1	14	0.1
41 Diedhiou, Gaston	0	0	0.000	15 Sharp, Stephon	0	4	0.0	41 Diedhiou, Gaston	0	12	0.0
15 Sharp, Stephon	0	0	0.000	10 Haugh, Darin	0	1	0.0	15 Sharp, Stephon	0	4	0.0
10 Haugh, Darin	0	0	0.000					10 Haugh, Darin	0	1	0.0

Free Throws				Free Throws				Free Throws			
Percentage	Made	Att	Pct	Made	#	GP	Avg	Attempt	#	GP	Avg
15 Sharp, Stephon	1	1	1.000	24 King, Joey	44	14	3.1	03 Murphy, Jordan	74	14	5.3
24 King, Joey	44	48	0.917	03 Murphy, Jordan	42	14	3.0	02 Mason, Nate	49	14	3.5
23 Buggs, Charles	14	17	0.824	02 Mason, Nate	40	14	2.9	24 King, Joey	48	14	3.4
02 Mason, Nate	40	49	0.816	04 Dorsey, Kevin	36	13	2.8	04 Dorsey, Kevin	47	13	3.6
04 Dorsey, Kevin	36	47	0.766	01 McBrayer, Dupree	27	14	1.9	01 McBrayer, Dupree	41	14	2.9
01 McBrayer, Dupree	27	41	0.659	11 Morris, Carlos	25	14	1.8	11 Morris, Carlos	39	14	2.8
11 Morris, Carlos	25	39	0.641	21 Konate, Bakary	16	14	1.1	21 Konate, Bakary	27	14	1.9
21 Konate, Bakary	16	27	0.593	23 Buggs, Charles	14	12	1.2	23 Buggs, Charles	17	12	1.4
03 Murphy, Jordan	42	74	0.568	15 Sharp, Stephon	1	4	0.2	15 Sharp, Stephon	1	4	0.2
32 Gilbert, Ahmad	0	1	0.000	41 Diedhiou, Gaston	0	12	0.0	32 Gilbert, Ahmad	1	9	0.1
41 Diedhiou, Gaston	0	0	0.000	32 Gilbert, Ahmad	0	9	0.0	41 Diedhiou, Gaston	0	12	0.0
10 Haugh, Darin	0	0	0.000	10 Haugh, Darin	0	1	0.0	10 Haugh, Darin	0	1	0.0

Minnesota Basketball

2015-16 Team Totals as of Sat, Jan 02, 2016

Conference Games

Record **Home** **Away** **Neutral**
0-2 **0-1** **0-1** **0-0**

Name	GP-GS	Min	Avg	Total		3 Pt		FT-FTA		Rebounds				PF DQ		A	TO	BLK	STL	Pts	Avg
				FG-FGA	Pct	FG-FGA	Pct	Pct	Pct	Off	Def	Tot	Avg								
02 Mason, Nate	2-2	61	30.5	9-31	0.290	3-10	0.300	5-6	0.833	4	7	11	5.5	2	0	4	1	0	0	26	13.0
11 Morris, Carlos	2-2	63	31.5	8-19	0.421	3-5	0.600	6-10	0.600	1	6	7	3.5	4	0	3	2	0	5	25	12.5
03 Murphy, Jordan	2-2	53	26.5	11-25	0.440	0-2	0.000	3-10	0.300	7	7	14	7.0	6	0	0	2	0	2	25	12.5
04 Dorsey, Kevin	2-0	38	19.0	5-11	0.455	1-5	0.200	4-5	0.800	0	4	4	2.0	5	0	1	1	0	1	15	7.5
24 King, Joey	2-2	67	33.5	2-14	0.143	2-7	0.286	8-8	1.000	3	7	10	5.0	7	1	7	1	0	0	14	7.0
32 Gilbert, Ahmad	2-0	14	7.0	3-6	0.500	2-4	0.500	0-0	-	1	2	3	1.5	2	0	0	0	0	1	8	4.0
21 Konate, Bakary	2-2	36	18.0	3-5	0.600	0-0	-	0-0	-	3	4	7	3.5	7	0	0	3	2	1	6	3.0
01 McBrayer, Dupree	2-0	34	17.0	1-7	0.143	0-3	0.000	1-3	0.333	0	2	2	1.0	2	0	4	0	0	0	3	1.5
41 Diedhiou, Gaston	2-0	17	8.5	1-2	0.500	0-0	-	0-0	-	1	1	2	1.0	5	0	0	0	0	0	2	1.0
23 Buggs, Charles	1-0	17	17.0	0-3	0.000	0-2	0.000	0-0	-	0	1	1	1.0	3	0	0	1	0	0	0	0.0
TM TEAM				0-0	-	0-0	-			6	1	7	3.5				2			0	0.0
	GP-GS	Min	Avg	FG-FGA	Pct	FG-FGA	Pct	FT-FTA	Pct	Off	Def	Tot	Avg	PF	DQ	A	TO	BLK	STL	Pts	Avg
MINN Total	2			43-123	0.350	11-38	0.289	27-42	0.643	26	42	68	34.0	43	1	19	13	2	10	124	62.0
Opponents	2			53-106	0.500	9-28	0.321	32-42	0.762	20	66	86	43.0	39	-	40	23	11	2	147	73.5
MINN Average				21.5-61.5		5.5-19.0		13.5-21.0		13.0	21.0	34.0		21.5		9.5	6.5	1.0	5.0	62.0	
Opp. Average				26.5-53.0		4.5-14.0		16.0-21.0		10.0	33.0	43.0		19.5		20.0	11.5	5.5	1.0	73.5	

Date	Opponent	Score	Record	Attendance	Location
Dec 30	at Ohio State*	L 63-78	0-1; 0-1	13,701	Columbus, Ohio (Value City Arena)
Jan 02	Michigan State*	L 61-69	0-2; 0-2	12,836	Minneapolis, Minn. (Williams Arena)

* indicates conference games



Minnesota Basketball

2015-16 Team Totals as of Sat, Jan 02, 2016

All Games

Record
6-8

Home
5-4

Away
0-1

Neutral
1-3

Name	GP-GS	Min	Avg	Total		3 Pt		FT-FTA	Pct	Rebounds				PF	DQ	A	TO	BLK	STL	Pts	Avg
				FG-FGA	Pct	FG-FGA	Pct			Off	Def	Tot	Avg								
24 King, Joey	14-14	439	31.4	53-119	0.445	29-68	0.426	44-48	0.917	15	36	51	3.6	43	2	28	14	6	9	179	12.8
02 Mason, Nate	14-14	450	32.1	58-158	0.367	20-65	0.308	40-49	0.816	7	30	37	2.6	29	1	57	21	1	13	176	12.6
11 Morris, Carlos	14-14	411	29.4	59-149	0.396	19-45	0.422	25-39	0.641	11	53	64	4.6	18	0	22	28	6	12	162	11.6
03 Murphy, Jordan	14-3	336	24.0	54-108	0.500	4-13	0.308	42-74	0.568	46	74	120	8.6	43	2	8	17	15	15	154	11.0
23 Buggs, Charles	12-8	302	25.2	34-68	0.500	14-34	0.412	14-17	0.824	14	36	50	4.2	20	0	11	11	7	7	96	8.0
04 Dorsey, Kevin	13-0	246	18.9	27-77	0.351	6-28	0.214	36-47	0.766	2	31	33	2.5	23	0	17	20	3	9	96	7.4
21 Konate, Bakary	14-12	282	20.1	23-46	0.500	0-1	0.000	16-27	0.593	22	41	63	4.5	34	1	4	18	21	4	62	4.4
01 McBrayer, Dupree	14-3	247	17.6	11-57	0.193	2-25	0.080	27-41	0.659	2	19	21	1.5	24	0	25	9	2	9	51	3.6
32 Gilbert, Ahmad	9-0	49	5.4	8-19	0.421	4-13	0.308	0-1	0.000	1	4	5	0.6	6	0	3	0	1	1	20	2.2
15 Sharp, Stephon	4-0	15	3.8	1-2	0.500	0-0	-	1-1	1.000	0	1	1	0.2	2	0	2	0	1	0	3	0.8
41 Diedhiou, Gaston	12-2	72	6.0	4-14	0.286	0-0	-	0-0	-	6	4	10	0.8	13	0	0	2	1	2	8	0.7
10 Haugh, Darin	1-0	1	1.0	0-0	-	0-0	-	0-0	-	0	0	0	0.0	0	0	0	0	0	0	0	0.0
TM TEAM				0-0	-	0-0	-			31	23	54	3.9			5				0	0.0
	GP-GS	Min	Avg	FG-FGA	Pct	FG-FGA	Pct	FT-FTA	Pct	Off	Def	Tot	Avg	PF	DQ	A	TO	BLK	STL	Pts	Avg
MINN Total	14			332-817	0.406	98-292	0.336	245-344	0.712	157	352	509	36.4	256	6	177	145	64	81	1007	71.9
Opponents	14			361-835	0.432	99-264	0.375	195-266	0.733	159	394	553	39.5	303	-	225	176	46	59	1016	72.6
MINN Average				23.7-58.4		7.0-20.9		17.5-24.6		11.2	25.1	36.4		18.3		12.6	10.4	4.6	5.8	71.9	
Opp. Average				25.8-59.6		7.1-18.9		13.9-19.0		11.4	28.1	39.5		21.6		16.1	12.6	3.3	4.2	72.6	

Date	Opponent	Score	Record	Attendance	Location
Nov 13	UMKC	W 76-58	1-0	9,744	Minneapolis, Minn. (Williams Arena)
Nov 15	La.-Monroe	W 67-56	2-0	9,915	Minneapolis, Minn. (Williams Arena)
Nov 19	vs Temple	L 70-75	2-1	1,601	San Juan, PR (Roberto Clemente Coliseum)
Nov 20	vs Missouri State	W 74-69	3-1	1,814	Coliseo Roberto Clemente (San Juan, PR) Game 5 of the Ninth Annual Puerto Rico Tip-Off
Nov 22	vs Texas Tech	L 68-81	3-2	1,492	Coliseo Roberto Clemente (San Juan, PR) Game 10 of the Ninth Annual Puerto Rico Tip-Off Toumame
Nov 27	Neb.-Omaha	W 93-90	4-2	9,976	Minneapolis, Minn. (Williams Arena)
Nov 30	Clemson	W 89-83	5-2	10,229	Minneapolis, Minn. (Williams Arena)
Dec 05	South Dakota	L 81-85 (OT)	5-3	10,754	Minneapolis, Minn. (Williams Arena)
Dec 08	South Dakota State	L 70-84	5-4	10,378	Minneapolis, Minn. (Williams Arena)
Dec 12	vs Oklahoma State	L 60-62	5-5	3,250	Sanford Pentagon Sioux Falls, SD
Dec 16	Chicago State	W 70-52	6-5	10,175	Minneapolis, Minn. (Williams Arena)
Dec 23	Milwaukee	L 65-74	6-6	10,364	Minneapolis, Minn. (Williams Arena)
Dec 30	at Ohio State*	L 63-78	6-7; 0-1	13,701	Columbus, Ohio (Value City Arena)
Jan 02	Michigan State*	L 61-69	6-8; 0-2	12,836	Minneapolis, Minn. (Williams Arena)

* indicates conference games