

# #CLIMBWITHUS

PENN STATE, MEN'S BASKETBALL

GAME **21**

## NORTHWESTERN

January 20, 2018 | 2 p.m. ET  
Rosemont, Ill.  
Allstate Arena (17,500)

### SCHEDULE / RESULTS

Date	Opponent	TV	Time/Result
------	----------	----	-------------

#### NOVEMBER

10 Fri.	CAMPBELL (BTN+)		W, 86-75
12 Sun.	FAIRLEIGH DICKINSON (BTN+)	W	81-57

#### LEGENDS CLASSIC

#### UNIVERSITY PARK REGIONAL

15 Wed.	MONTANA (BTN)		W, 70-57
---------	---------------	--	----------

#### LEGENDS CLASSIC

#### BARCLAYS CENTER - BROOKLYN, N.Y.

20 Mon.	vs. Pittsburgh (ESPN3)		W, 85-54
21 Tues.	vs. #16/#19 Texas A&M (ESPN2)		L, 87-98

#### LEGENDS CLASSIC

#### UNIVERSITY PARK REGIONAL

24 Fri.	ORAL ROBERTS (BTN+)		W, 86-48
---------	---------------------	--	----------

#### B1G/ACC CHALLENGE

29 Wed.	at N.C. State (ESPNU)		L, 78-85
---------	-----------------------	--	----------

#### DECEMBER

2 Sat.	at Iowa * (BTN)		W, 77-73
4 Mon.	WISCONSIN * (ESPN2)		L, 63-64
9 Sat.	GEORGE WASHINGTON (BTN)	W	74-54
17 Sun.	at George Mason (Stadium)		W, 72-54
19 Tues.	BINGHAMTON (BTN+)		W, 80-65
22 Fri.	RIDER (BTN)		L, 70-71
30 Sat.	COPPIN STATE (BTN+)		W, 88-43

#### JANUARY

2 Tues.	at Maryland * (BTN)		L, 69-75
5 Fri.	NORTHWESTERN * (FS1)		W, 78-63
9 Tues.	at Indiana * (BTN)		L, 70-74
12 Fri.	NEBRASKA * (BTN)		W, 76-74 ot
15 Mon.	MINNESOTA * (BTN)		L, 84-95 ot
20 Sat.	at Northwestern * (BTN)		2 p.m.
25 Thur.	at Ohio State * (BTN)		8 p.m.
27 Sat.	RUTGERS * (BTN)		4 p.m.
31 Wed.	at Michigan State * (BTN)		6:30 p.m.

#### FEBRUARY

3 Sat.	IOWA * (BTN)		6 or 8 p.m.
7 Wed.	MARYLAND * (BTN)		6:30 p.m.
11 Sun.	at Illinois * (BTN)		7 p.m.
15 Thur.	OHIO STATE * (BTN)		8 p.m.
18 Sun.	at Purdue * (BTN)		8 p.m.
21 Wed.	MICHIGAN * (BTN)		7 p.m.
25 Sun.	at Nebraska * (BTN)		5:15 p.m.

#### BIG TEN TOURNAMENT

Wed.-Sun.	Madison Square Garden	BTN/CBS
Feb. 28-March 4	(New York, N.Y.)	

All Times Eastern | HOME GAMES in BOLD CAPS |

\* - Big Ten game

Associated Press rankings listed above.

## GAMEDAY MATCHUP

### NORTHWESTERN WILDCATS

RECORD: 11-9, 2-5 Big Ten

Coach: Chris Collins (5th year at Northwestern)

2017-18 Leading Scorer

#20 Scottie Lindsey, Sr., G/F - 14.0 ppg

2017-18 Leading Rebounder:

#5 Dererk Pardon, Jr., C - 7.2 rpg

2017-18 Assists Leader:

#30 Bryant McIntosh, Sr., G - 5.7 apg

### PENN STATE NITTANY LIONS

RECORD: 13-7, 3-4 Big Ten

Coach: Patrick Chambers (7th year at Penn State)

Starters Returning/Lost: 5/0

2017-18 Leading Scorer:

#10 Tony Carr, So., G - 19.6 ppg

2017-18 Leading Rebounder:

#24 Mike Watkins, RSo. F - 10.0 rpg

2017-18 Assists Leader:

#10 Tony Carr, So., G - 4.8 apg

## LAST GAME STARTERS

#	NAME	POS.	ELG.	PTS	REB	STAT	NOTES
11	Lamar Stevens	F	So.	15.7	6.8	2nd ppg/rpg	20.6 ppg in 5 Jan gms, 10 consec gms 10+ pts
24	Mike Watkins	F	R-So.	13.6	10.0	5-consec dbl-dbls	Last 5 gms: 17.0 pts/14.4 reb, 79.1 FG% (34-43)
5	Jamari Wheeler	G	Fr.	3.2	2.5	39 steals	"Instant defense," B1G steals leader
10	Tony Carr	G	So.	19.6	4.8	ppg 2nd in B1G	Scored 25 pts after half in Minn OT game
33	Shep Garner	G	Sr.	9.9	2.0	270 career 3s	Moved to No. 11 on PS all-time pts list w/1,380

## STAT COMPARISON

PS	STAT	NU
77.7	Scoring Average	72.9
67.2	Opponent Scoring Average	67.3
46.5	Field-Goal Percentage	43.0
41.2	Opponent Field-Goal Percentage	43.9
7.1	3-Pointers Per Game	8.6
37.5	3-Point Field Goal Percentage	35.7
34.8	Opponent 3-Point Field Goal %	36.2
69.4	Free Throw Percentage	75.5
37.9	Rebounds Per Game	34.0
33.6	Opponent Rebounds Per Game	33.0
14.7	Assists Per Game	15.1
13.0	Turnovers Per Game	12.1
8.5	Steals Per Game	5.5
6.0	Blocks Per Game	4.9

## SERIES RECORD

Saturday's game is the first "second" meeting on the Nittany Lions' Big Ten schedule. Penn State and Northwestern played on Friday, January 5 at the Bryce Jordan Center resulting in a 78-63 Penn State victory.

Penn State has never played a game at Allstate Arena. Coach Chambers was on the Villanova staff during the 2005-06 (W, 61-51) and 2007-08 (L, 76-84) seasons when the Wildcats played DePaul in Rosemont.

**Overall series:** Penn State leads 30-18  
**at Northwestern:** Penn State leads 13-10  
**at neutral sites:** Northwestern leads 2-1  
**Big Ten games:** Penn State leads 30-17

The list of series meetings in the last 10 seasons is on page 3 of these notes. The full list of all games in the series is on [page 187 of the Penn State media guide](#).

## NITTANY LIONS' RECORD

2017-18	Overall	H	A	N	OT
Overall	13-7	10-3	2-3	1-1	1-1
January	2-3	2-1	0-2	0-0	1-1
December	5-2	3-2	2-0	0-0	0-0
November	6-2	5-0	0-1	1-1	0-0

#### STREAKS:

**Overall**  
L1 Last Win: 1-12 vs. Nebraska (76-74 ot)  
Last Loss: 1-15 vs. Minnesota (95-84 ot)

**Home**  
L1 Last Win: 1-12 vs. Nebraska (76-74 ot)  
Last Loss: 1-15 vs. Minnesota (95-84 ot)

**Away**  
L2 Last Win: 12-17-17 at George Mason (72-54)  
Last Loss: 1-9 at Indiana (70-74)

**Neutral**  
L1 Last Win: 11-20-17 vs. Pittsburgh (85-54)  
Last Loss: 11-21-17 vs. #16 Texas A&M (87-98)

**B1G**  
L1 Last Win: 1-12 vs. Nebraska (76-74 ot)  
Last Loss: 1-15 vs. Minnesota (95-84 ot)

## DETAILS

#### WATCH: BTN & BTN2Go

Wayne Randazzo (pxp) & Stephen Bardo (analyst)

**LISTEN:** Steve Jones (pxp) & Dick Jerardi (analyst)

**Online** at [GoPSUsports.com/lionvision](http://GoPSUsports.com/lionvision)

#### OPENING TIP

Penn State did not commit a turnover in the first half vs. Minnesota and had its first of the game at the 14:14 mark of the second period. It was the lowest total since the Nittany Lions had three total vs. Purdue in the 2015 Big Ten Tournament (3/13/2015).

## 2017-18 ROSTER & TEAM INFORMATION

#	NAME	POS.	ELG.	HT.	WT.	HOMETOWN	HIGH SCHOOL / LAST SCHOOL
1	Deivis Zemgulis	F	Jr.	6-6	220	Kaunas, Lithuania	St. Mary Ryken (Md.)
3	Satchel Pierce	F	Jr.	7-0	255	Baberton, Ohio	The Kiski School (Pa.)/Virginia Tech
4	Nazeer Bostick	G	So.	6-4	203	Philadelphia, Pa.	Roman Catholic
5	Jamari Wheeler	G	Fr.	6-1	170	Live Oak, Fla.	Rock School
10	Tony Carr	G	So.	6-5	204	Philadelphia, Pa.	Roman Catholic
11	Lamar Stevens	F	So.	6-8	226	North Wales, Pa.	Roman Catholic
20	Taylor Nussbaum	G	Fr.	6-2	175	South Salem, N.Y.	Cheshire Academy (Conn.)
21	John Harrar	F	Fr.	6-9	243	Wallingford, Pa.	Strath Haven
22	Grant Hazle	F	So.	6-5	192	Kingwood, Texas	Westbury Christian School
23	Josh Reaves	G	Jr.	6-4	210	Fairfax, Va.	Oak Hill Academy (Va.)
24	Mike Watkins	F	R-So.	6-9	254	Philadelphia, Pa.	Phelps School
33	Shep Garner	G	Sr.	6-2	196	Chester, Pa.	Roman Catholic
35	Trent Buttrick	F	Fr.	6-8	234	Bloomsburg, Pa.	Community School of Naples (Fla.)
44	Julian Moore	F	Gr.	6-10	248	Philadelphia, Pa.	Germantown Academy

### ► COACHING STAFF

Head Coach: Patrick Chambers (Philadelphia '94)  
 Associate Head Coach: Keith Urgo (Fairfield '02)  
 Assistant Coach: Dwayne Anderson (Villanova '09)  
 Assistant Coach: Jim Ferry (Keene State '90)  
 Director of Basketball Operations: Ross Condon (Villanova '07)  
 Director of Player Development: David Caporaletti (Philadelphia '93)  
 Director of On-Campus Recruiting: Nicholas Colella (Penn State '13)  
 Athletic Trainer: Jonathan Salazer (Penn State '93)  
 Strength Coach: Greg Miskinis (Penn State '08)

### ► PRONUNCIATIONS

BUTTRICK BUTT-rick  
 HARRAR Final R is silent, HERR-ah  
 Deivis ZEMGULIS Davis Zem-Goo-Liss  
 Kaunas CO-nuss

### ► THE UNIVERSITY

Name	The Pennsylvania State University
Location	University Park, Pa. 16802
Founded	1855
Enrollment	41,359 undergraduate, 47,261 (UP overall)
Nickname	Nittany Lions
Colors	Blue & White
Conference	Big Ten Conference
Division	NCAA Division I
Home Court (capacity):	Bryce Jordan Center (15,261)
President	Dr. Eric J. Barron
Athletic Director	Sandy Barbour
Deputy Athletic Director/COO	Phil Esten
Sport Administrator	Lynn Holleran
Ticket Office Phone	1-800-NITTANY

### ► BASKETBALL HISTORY

First Year of Basketball:	1897
No. of Seasons	121 (122nd)
All-Time Record	1,449 - 1,162
Record In BJC	221-136 (22nd Season)
NCAA Tourney Years (Record)	9 (9-11); Last: 2011
NIT Years (Record)	10 (22-9); Last: 2009 Champs
CBI Years (Record)	1 (1-1); Last: 2014

### ► COACHING STAFF

Head Coach	Patrick Chambers
Alma Mater	Philadelphia Univ. '94
Overall Record (yrs)	142-144 (9th)
Record at Penn State (yrs)	100-116 (7th)
Basketball Office	814-865-5494
Contact	814-863-3163 (SID)

Associate Head Coach Keith Urgo (Fairfield '02)  
 Assistant Coach Dwayne Anderson (Villanova '09)  
 Assistant Coach Jim Ferry (Keene State '90)  
 Director of Operations Ross Condon (Villanova '07)  
 Director of Player Development David Caporaletti (Philadelphia '93)  
 Director of On-Campus Recruiting Nicholas Colella  
 Athletic Trainer Jon Salazer  
 Strength & Conditioning Coach Greg Miskinis

### ► 2017-18 TEAM

Letterwinners Returning/Lost	9 / 4
Starters Returning/Lost	5 / 0
Newcomers	5*

\*includes Satchel Pierce who sat out 2016-17 to comply with NCAA transfer rules

2016-17	15-18 (H: 9-7; A: 3-7; N: 3-4)
2017 Big Ten Finish	6-12, t-12th
2017 Big Ten Tournament	1-1, Second Round W, Nebraska, 76-67 (ot) L, Michigan State, 51-78

Associate Director Strategic Communications/ MBB Contact:	Rose Pietrzak Carter
E-Mail	rose@psu.edu
Office / Cell	814-863-3163 / 814-441-8438
Twitter:	@PennStateMBB & @GoPSURose

Assistant Director Strategic Communications/ MBB Secondary Contact	Jocelyn VerVelde
E-Mail	jocelyn@psu.edu
Cell	814-876-2710

Strategic Communications Office	814-865-1757
Bryce Jordan Center Press Row	814-863-3294
Website	GoPSUsports.com

## THE 2017-18 NITTANY LIONS:

### ► BY STATE/COUNTRY

PENNSYLVANIA (8)

Nazeer Bostick

Trent Buttrick

Tony Carr

Shep Garner

John Harrar

Julian Moore

Lamar Stevens

Mike Watkins

FLORIDA (1)

Jamari Wheeler

NEW YORK (1)

Taylor Nussbaum

OHIO (1)

Satchel Pierce

TEXAS (1)

Grant Hazle

VIRGINIA (1)

Josh Reaves

LITHUANIA (1)

Davis Zemgulis

### ► BY ELIGIBILITY

GRADUATE (1)

Julian Moore

SENIORS (1)

Shep Garner

JUNIORS (3)

Satchel Pierce

Josh Reaves

Davis Zemgulis

SOPHOMORES (5)

Nazeer Bostick

Tony Carr

Grant Hazle

Lamar Stevens

Mike Watkins

FRESHMEN (4)

Trent Buttrick

John Harrar

Taylor Nussbaum

Jamari Wheeler

### ► BY HEIGHT

Satchel Pierce 7-0

Julian Moore 6-10

John Harrar 6-9

Mike Watkins 6-9

Trent Buttrick 6-8

Lamar Stevens 6-8

Davis Zemgulis 6-6

Tony Carr 6-5

Grant Hazle 6-5

Josh Reaves 6-4

Nazeer Bostick 6-4

Shep Garner 6-2

Taylor Nussbaum

6-2

Jamari Wheeler 6-1

### ► BY MAJOR

Nazeer Bostick: Undergraduate Studies

Trent Buttrick: Undergraduate Studies

Tony Carr: Recreation, Park,

& Tourism Management

Shep Garner: English

John Harrar: Undergraduate Studies

Grant Hazle: Biology

Julian Moore (graduate): Information

Systems Technology

Taylor Nussbaum: Undergraduate Studies

Satchel Pierce: International Politics

Josh Reaves: Criminology

Lamar Stevens: Business Management

Mike Watkins: Criminology

Jamari Wheeler: Undergraduate Studies

Davis Zemgulis: Food Science

## QUICK HITS

- Watkins' current streak of five-consecutive double-doubles are all against Big Ten opponents. Jarrett Stephens (1999-00) and John Amaechi (1994-95) each had seven straight double-doubles in their final seasons as Nittany Lions.

Amaechi's last five double-doubles in his streak of seven were against Big Ten foes.

- Mike Watkins needs just five more made baskets to meet the minimum for the NCAA Division 1 active career leaders list for field goal percentage. Watkins is 235-369 for 63.7 percent, which would rank fourth.

- The back-to-back overtime games vs. Nebraska and Minnesota were the first for Penn State since the 2000-01 season when it defeated Illinois (1/31/01) and lost to Indiana (2/3/01).

## SERIES VS. NORTHWESTERN

**Overall series:** Penn State leads 30-18  
**at Northwestern:** Penn State leads 13-10  
**at neutral sites:** Northwestern leads 2-1  
**Big Ten games:** Penn State leads 30-17

Meetings in the last 10 seasons:

Date	Location	PS Pts	N Pts	Result
1/2/2008	A	79	68	W
12/31/2008	H	61	57	W
2/17/2010	H	81	70	W
2/28/2010	A	79	60	W
2/13/2011	H	65	41	W
2/24/2011	A	66	52	W
1/1/2012	A	56	68	L
2/25/2012	H	66	67	L
1/10/2013	H	54	70	L
3/7/2013	A	66	59	W
3/6/2014	A	59	32	W
2/21/2015	A	39	60	L
1/16/2016	A	71	62	W
3/3/2016	H	61	71	L
12/27/2016	H	77	87	L
1/5/2018	H	78	63	W

## B1G OPPONENTS

	All B1G Games	B10 Tourney	Overall
Illinois	13-28	0-3	16-28
Indiana	11-36	2-2	11-38
Iowa	15-27	1-1	16-29
Maryland	1-4	--	9-13
Michigan	11-33	2-1	12-34
Michigan St.	8-33	2-1	8-37
Minnesota	14-32	0-3	14-33
Nebraska	7-6	2-0	9-7
<b>Northwestern</b>	<b>30-17</b>	<b>1-2</b>	<b>30-18</b>
Ohio State	13-34	1-4	15-37
Purdue	11-34	0-2	12-35
Rutgers	3-2	--	40-31
Wisconsin	10-36	1-1	10-36
<b>TOTAL</b>	<b>147-322</b>	<b>12-20</b>	<b>202-377</b>

## FIRST THINGS FIRST

Penn State became the first Big Ten team to record a win in the 2017-18 season with a late afternoon tipoff time vs. Campbell.

With the Big Ten season-opening win at Iowa, Penn State had its first 1-0 start in conference play since the 2010-11 season.

## 20-POINT TANDEM

Sophomores Tony Carr and Lamar Stevens had teamed up for four games with each having 20-plus point efforts with two in 2016-17 and two so far in 2017-18

Against Nebraska, Stevens and Mike Watkins added their names and Carr and Watkins paired for another entry on the list of now six Penn State games with two 20-point scorers on the current roster.

Date	Opp	Pts.	Nittany Lions
1/15/18	Minnesota (ot)	33	Tony Carr 20 Mike Watkins
1/12/18	Nebraska (ot)	26	Lamar Stevens 20 Mike Watkins
1/9/18	at Indiana	28	Tony Carr 20 Lamar Stevens
11/21/17	vs. Texas A&M	31	Tony Carr 25 Lamar Stevens
2/1/17	at Indiana (3ot)	26	Lamar Stevens 24 Tony Carr
11/13/16	Duquesne	24	Lamar Stevens 20 Tony Carr

When Carr and Stevens recorded their 20-plus points in November 2016, it marked the first time since March 15, 1989 that two Penn State freshmen posted 20 or more points in the same game (Freddie Barnes-24 & Monroe Brown-32 vs. Murray State in the opening round of the NIT).

## SEVEN OPPONENTS UNDER 60

Coppin State became the seventh team in 2017-18 to be held to fewer than 60 points by the defensive-minded Nittany Lions.

On two occasions this season, Penn State kept back-to-back opponents from scoring more than 60 points as it allowed George Washington and George Mason only 54 points each. In November, the Nittany Lions held Fairleigh Dickinson and Montana to 57 points. Coppin State (43) and Oral Roberts (48) were both kept below 50 points.

Penn State is 10-1 in 2017-18 and was 11-0 in 2016-17 when keeping its opponents below 70 points. All six Big Ten wins in 2016-17 came when opponents were kept at or below 70 with two teams held under 60 points.

In the most recent national rankings through games of January 17, the Nittany Lions are ranked 68th in scoring defense, allowing an average of 67.2 points per game.

**MEN'S BASKETBALL**

**100%**  
NCAA GRADUATION SUCCESS RATE

5TH CONSECUTIVE YEAR

#CLIMBWITHUS

## MBB LEADS BIG TEN; POSTS FIFTH-STRAIGHT YEAR WITH 100% GSR

Penn State student-athletes continue to graduate well above their peers nationwide, delivering a record-tying academic performance, according to data announced by the National Collegiate Athletic Association (NCAA).

The NCAA's annual graduation rates study of institutions across the nation revealed Penn State student-athletes at the University Park campus earned a Graduation Success Rate (GSR) of 90 percent to tie the school's all-time record, previously set in the 2010 NCAA report. Nittany Lion students posted a 90 percent graduation rate compared to the 86 percent average for all Division I institutions for students entering from 2007-08 through the 2010-11 academic year.

The NCAA data revealed student-athletes from nine Penn State squads, including men's basketball, earned a Graduation Success Rate of 100 percent, an increase of two from last year's seven teams and up four from the 2015 total of five squads.

The men's basketball team had a perfect 100 percent GSR score for the fifth consecutive year and its graduation figure was 22 points higher than the Division I average (100 to 78 percent).



Image: JoonasSuotamo instagram



## CHEWBACCA... THE NITTANY LION

When Nittany Lion basketball student-athlete Joonas Suotamo included in his profile information that his dream job would be “any part of the movie industry,” he probably would have not believed he’d be playing one of the most recognizable roles of all time. When looking to cast for Chewbacca, Disney contacted the Finnish basketball team and found the perfect fit in Suotamo. The former forward is in two franchise movies, including the current No. 1 movie in the world, “Star Wars: The Last Jedi,” which opened in December 2017, and “Solo: A Star Wars Story” opening May of 2018.

Check out this USA Today article to learn five things about Joonas Suotamo: [gopsu.info/USAToday5ThingsAboutJoonas](http://gopsu.info/USAToday5ThingsAboutJoonas). The 2008 Penn State film studies graduate was also featured in this Pittsburgh Post-Gazette article [gopsu.info/PPG\\_walkingcarpet](http://gopsu.info/PPG_walkingcarpet).

## AND UNDER 40

The Nittany Lions were 9-1 in 2016-17 when holding opponents under 40 percent shooting from the field. The lone loss was to then-No. 14 Purdue, which shot 39.7 percent Feb. 21 in the BJC.

With a 9-0 mark so far in 2017-18 when Penn State holds an opponent under 40 percent from the field, the Nittany Lions are 64-18 under head coach Patrick Chambers.

## MARGINS OF EXCELLENCE

In the Patrick Chambers era, steady progress has been made in increasing the Nittany Lions’ scoring and rebounding averages. In the most recent NCAA statistical rankings, Penn State is ranked 53rd for scoring margin of +10.5. Its highest ranking was last month when the Nittany Lions were 35th with a +14.2 scoring margin.

On the rebounding side, the Nittany Lions dropped to 71st with a +4.3 margin.

## ON THE BOARDS

Penn State had moved up to 56th in the national rankings in rebound margin with a +5.1 advantage over its opponents this season, but dropped to +4.3 in the most recent rankings. In 13 games in which the Nittany Lions have out rebounded their opponents, they are 11-2.

The current rebound margin of +4.3 still ranks as Penn State’s highest since the 1995-96 season when the Nittany Lions were +6.1.

Season	# Gms + Reb	PS Reb Avg.	Opp Reb Avg.	Mar
2017-18	13	37.9	33.6	+4.3
2016-17	10	35.4	38.8	-3.4
2015-16	13	34.7	36.0	-1.3
2014-15	18	35.3	35.8	-0.5
2013-14	16	35.2	34.5	+0.7
2012-13	16	34.9	33.5	+1.4
2011-12	19	33.9	32.0	+1.9

## PLAYER ACCOMPLISHMENTS

Scoring 10+	14-15	15-16	16-17	17-18	Car
Shep Garner	15	23	21	9	68
Tony Carr			26*	17	43
Lamar Stevens			21	17	38
Mike Watkins			16	15	31
Josh Reaves		6	6	10	22
Julian Moore	1	3	1		5
Satchel Pierce			--	1	3
Nazeer Bostick			--	3	3
Jamari Wheeler				1	1
Deivis Zemgulis		1	--		1

Rebounds 10+	14-15	15-16	16-17	17-18	Car
Mike Watkins			9	10	19
Tony Carr			2		2
Lamar Stevens			--	2	2
Josh Reaves		1	--	1	2
Julian Moore	--	1	--		1

DOUBLE-DOUBLES	16-17	17-18	Car
Mike Watkins	8*	9	17
Tony Carr	2		2
Lamar Stevens	--	2	2
Josh Reaves		1	1

Points 20+	14-15	15-16	16-17	17-18	Car
Shep Garner		11	5	1	17
Tony Carr			7	7	14
Lamar Stevens			5	7	12
Mike Watkins			1	3	4
Josh Reaves			2		2

Points 30+	14-15	15-16	16-17	17-18	Car
Tony Carr			--	3	3
Lamar Stevens			--	1	1
Shep Garner		1	--		1

## LED TEAM IN

SCORING	14-15	15-16	16-17	17-18	Car
Shep Garner	1	11	7	2	21
Tony Carr			8	9	17
Lamar Stevens			8	6	14
Mike Watkins			4	2	6
Josh Reaves			3		3
Jamari Wheeler			--	1	1
Nazeer Bostick			--	1	1
Julian Moore		1			1
Satchel Pierce			--		1 <sup>VT</sup>

REBOUNDING	14-15	15-16	16-17	17-18	Car
Mike Watkins			21	11	32
Lamar Stevens			7	4	11
Tony Carr			7	2	9
Shep Garner	2	4	2		8
Julian Moore		5	2		7
Josh Reaves		2	2	2	6
Jamari Wheeler			--	2	2
Deivis Zemgulis		1	--		1

ASSISTS	14-15	15-16	16-17	17-18	Car
Shep Garner	12	22	6	2	42
Tony Carr			23	12	35
Josh Reaves		9	6	5	20
Lamar Stevens			2	1	3
Jamari Wheeler			--	3	3
Julian Moore		2	--		2
Mike Watkins			1		1

BLOCKS	14-15	15-16	16-17	17-18	Car
Mike Watkins			27	18	45
Julian Moore	3	5	5	1	16
Josh Reaves		6	5		11
Lamar Stevens			5	4	8
Tony Carr			1		1
Nazeer Bostick			1		1

STEALS	14-15	15-16	16-17	17-18	Car
Josh Reaves		10	18	8	36
Shep Garner	8	15	8	2	33
Lamar Stevens			7	2	9
Tony Carr			4	3	7
Jamari Wheeler			--	8	8
Mike Watkins			5	2	7
Nazeer Bostick			2	2	4
Julian Moore		2			2

\*Penn State freshman record

## POINTS RISING

Just one of the indicators of Penn State's increase in its offensive output was the setting of the program's record for points scored in the Big Ten (1,262) and finish in the top 10 for total points (2,367) in 2016-17.

In comparing the season's figures after 20 games, the current 77.7 points per game average is the highest at this point in the season and a 14.4-point difference from Chambers' first season in 2011-12.

Season	Record	FG%	Scoring	
			19-game Avg.	Final Avg.
<b>2017-18*</b>	<b>13-7</b>	<b>46.5</b>	<b>77.7</b>	
2016-17	11-9	40.9	71.8	71.7
2015-16	11-9	41.7	66.1	65.8
2014-15	13-7	43.9	70.3	66.9
2013-14	10-10	44.6	75.2	70.9
2012-13	8-12	38.9	61.0	61.6
2011-12	10-10	38.9	63.3	61.8

\*includes two Big Ten games

## THREES HIGHER

The Nittany Lions had their highest three-point field goal total in the Patrick Chambers' era with 14 against Coppin State, one shy of the program-record 15 (Hartford, 2008; Purdue 2001).

When Penn State had 12 three-pointers at Iowa (12/2/17), it was the highest total for the Nittany Lions in a Big Ten game since connecting on 14 vs. Northwestern in the BJC during the 2004-05 season. It also matched the high mark for threes in a conference road game, previously recorded at Northwestern on February 8, 1998.

Since the 2011-12 season, Penn State has had 32 games with nine or more three-point field goals and since 2015-16 has registered 13 games with 10 or more three-point field goals.

Here's a look at the Nittany Lions' highest single-game totals since 2011-12:

1.	14	vs. Coppin State	12/30/17.
2.	13	vs. St. John's	12/18/16
3.	12	at Iowa *	12/2/17.
4.	11	Indiana (3ot) *	2/1/17.
	11	Colgate	11/23/16
	11	Nebraska *	2/25/16
	11	Youngstown State	11/23/11.
8.	10	12x, last vs. Binghamton	12/19/17.
20.	9	13x, last at Maryland *	1/2/18.

\*Big Ten game

## STAYING ON TOP

Mike Watkins not only set the Penn State freshman mark for rebounds, he also claimed the top spot for career field goal percentage at 59.0 percent following his rookie campaign. With an accuracy of 70.4 from the field so far this season, Watkins has moved to a 63.7 field goal percentage for his career.

The minimum requirement for the NCAA active career leader list in this category is 240 made field goals.

## PENN STATE CAREER FG PERCENTAGE

	PCT	FGM	FGA	
1.	63.7	235	369	Mike Watkins, 2016-present
2.	58.3	539	924	Jarrett Stephens, 1996-00
3.	54.6	301	551	Andrew Jones, 2008-11
4.	54.2	162	299	Sasa Borovnjak, 2009-13
5.	53.9	489	907	Ed Fogell, 1986-90

## PENN STATE CAREER 20-PLUS POINT GAMES

### Shep Garner (17)

30 at Boston College, 12/2/2015  
 26 vs. Columbia, 11/17/2017  
 26 vs. Colorado, 12/22/2015  
 25 vs. Albany, 11/11/2016  
 25 vs. Ohio State, 3/10/2016  
 24 vs. Rutgers, 2/4/2017  
 22 vs. Illinois, 3/6/2016  
 22 at Michigan State, 2/28/2016  
 22 vs. Nebraska, 2/25/2016  
 22 vs. Michigan (MSG), 1/30/2016  
 22 at George Washington, 12/8/2015  
 21 vs. St. John's, 12/18/2016  
 20 vs. Minnesota, 1/5/2016  
 20 vs. Cincinnati, 11/20/2016  
 20 vs. Ohio State, 2/28/2017  
 20 at Rutgers, 2/20/2016

### Tony Carr (14)

33 vs. Minnesota (ot), 1/15/2018 ##  
 33 vs. Campbell, 11/10/2017  
 31 vs. Texas A&M, 11/21/2017 \*\*  
 29 at N.C. State, 11/29/2017  
 28 at Indiana, 1/9/2018 \*\*  
 24 vs. Indiana, 1/18/2017 >>  
 23 at Indiana (3ot), 2/1/2017  
 21 vs. Coppin State, 12/30/2017  
 21 vs. Purdue, 2/21/2017  
 21 vs. Ohio State, 2/28/2017  
 20 vs. Fairleigh Dickinson, 11/12/2017  
 20 at Minnesota, 2/25/2017  
 20 vs. Duke, 11/19/2016  
 20 vs. Duquesne, 11/13/2016 >>

### Lamar Stevens (12)

30 vs. Northwestern, 1/5/2018  
 26 vs. Nebraska, 1/12/2018  
 26 at Indiana (3ot), 2/1/2017 >>  
 25 vs. Montana, 11/15/2017  
 25 vs. Texas A&M, 11/21/2017 \*\*  
 25 vs. Maryland, 2/7/2017  
 24 vs. Duquesne, 11/13/2016 >>  
 23 at George Mason, 12/17/17  
 22 at Iowa, 12/2/2017  
 21 at Illinois, 2/11/2017  
 20 at Indiana, 1/9/2018 \*\*  
 20 vs. Morgan State, 12/21/2016

### Mike Watkins (4)

22 vs. Wisconsin, 12/4/2017  
 20 vs. Minnesota (ot), 1/15/2018 ##  
 20 vs. Nebraska, 1/12/2018 ^^  
 20 at George Washington, 11/26/2016

### Josh Reaves (2)

25 at Iowa, 3/5/2017  
 22 vs. Northwestern, 12/27/2016

## Carr & Watkins scored 20+ points in same game, 2017-18  
 ^^ Stevens & Watkins scored 20+ points in same game, 2017-18  
 \*\* Carr & Stevens scored 20+ points in same game, 2017-18  
 >> Carr & Stevens scored 20+ points in same game 2016-17

## PENN STATE CAREER 30-PLUS POINT GAMES

### Tony Carr (3)

33 vs. Minnesota (ot), 1/15/2018  
 33 vs. Campbell, 11/10/2017  
 31 vs. Texas A&M, 11/21/2017

### Shep Garner (1)

30 at Boston College, 12/2/2015

### Lamar Stevens (1)

30 vs. Northwestern, 1/5/2018



## NEW FACES, THE SEQUEL

Coach Patrick Chambers and the Penn State Men's Basketball program welcomed new Nittany Lions Myles Dread and Rasir Bolton to the family on November 8 when the pair signed their National Letters of Intent to enroll at Penn State and play for the Nittany Lions. The full press release is available here: [gopsu.info/MBBDreadBolton](http://gopsu.info/MBBDreadBolton).



## NITTANY LIONS RECORD WHEN

At home	10-3
On road	2-3
Neutral	1-1
vs. Top-25 teams	0-1
Leading at the half	13-2
Trailing at the half	0-5
Lead w/ 5:00 to play	13-2
Trail w/ 5:00 to play	0-5
In overtime(s)	1-1
Wearing white (at home)	9-2
Wearing white (as visiting team)	0-1
Wearing gray	0-1
Wearing blue	3-3
Wearing pink and black	1-0
Game decided by 1-5 pts	2-3
Game decided by 6-10 pts	0-2
Game decided 11-15 pts	5-2
Game decided by 16+ pts	6-0
PSU scores < 60 points	--
PSU scores 60-69 pts	0-2
PSU scores 70-79 pts	7-3
PSU scores 80-89 pts	6-2
PSU scores 90+ pts	--
PSU scores 100+ pts	--
Opp. scores < 60 pts	7-0
Opp. scores 60-69 pts	3-1
Opp. scores 70-79 pts	3-3
Opp. scores 80-89 pts	0-1
Opp. scores 90-99 pts	0-2
Opp. scores 100+ pts	--
1 PSU player scores 10+	--
2 PSU players score 10+	1-1
3 PSU players score 10+	4-4
4 PSU players score 10+	3-1
5 PSU players score 10+	4-1
6 PSU players score 10+	1-0
PSU outrebounds opp.	11-2
Opp. outrebounds PSU	2-4
Rebounds are equal	0-1
PSU has more turnovers	2-5
Opp. has more turnovers	9-2
Turnovers are equal	1-0
FG% over 40%	11-6
FG% less than 40%	1-1
Opp. FG% over 40%	4-7
Opp. FG% less than 40%	8-0
PSU outshoots opp.	9-1
Opp. outshoots PSU	2-5
In November	6-2
In December	5-2
In January	2-3
In February	--
In March	--
On Sunday	2-0
On Monday	1-2
On Tuesday	1-3
On Wednesday	1-1
On Thursday	--
On Friday	4-1
On Saturday	3-0



### THE "CLIMB" CONQUERED

Coach Patrick Chambers led more than 20 members of the "Legion of Blue" student section, the Nittany Lion mascot, media and staff members to the top of Mount Nittany in September.

Tied into the Nittany Lions' social media hashtag #ClimbWithUs, the hike covered 1.2 miles round trip and reached an elevation of 1,900 feet. The top of Mount Nittany offers views of the Bryce Jordan Center, Beaver Stadium, the University Park campus and State College.

### TAKING ANOTHER TOP SPOT

Watkins' season field goal percentage of 70.4 (107-152) would also give him the top spot on the Nittany Lions' season percentage chart.

Watkins leads the Big Ten in this category and is second in the nation to Udoka Azubuike (you-DOE-kuh az-uh-BOO-kee) of Kansas (78.1). In the first five January games, Watkins has gone 34-43 from the field for a 79.0 field goal percentage.

#### PENN STATE SEASON FG PERCENTAGE

	PCT	FGM	FGA	
1.	70.4	107	152	Mike Watkins, 2018
2.	64.0	165	258	Jarrett Stephens, 1998
3.	62.6	67	107	Eric Carr, 1992
4.	60.8	191	314	Ed Fogel, 1990
5.	60.3	70	116	Brandon Hassell, 2007
6.	60.1	131	218	Frank Brickowski, 1981
7.	59.0	128	217	Mike Watkins, 2017

### BLOCK PARTY

Redshirt sophomore Mike Watkins has 57 of the Nittany Lions' 119 blocked shots on the year, a total that has Penn State ranked sixth nationally for total blocked shots and 14th for blocked shots per game (6.0).

His 2017-18 numbers place him eighth nationally with 57 total blocks and ninth with 3.06 per game.

### SWAT-KINS

With his second of four blocks against Rider, Mike Watkins moved into the No. 3 spot on Penn State's career blocked shots list. The Philadelphia, Pa., native, who contributed 90 blocked shots to Penn State's record team total of 182 in 2016-17, now has 147 for his career. Among the NCAA Division I active career

leaders, he is third with 2.83 per game and his 147 total ranks 21st.

#### CAREER BLOCKED SHOTS

	BLK	BPG	
1.	428	3.8	Calvin Booth, 1995-99
2.	191	2.3	John Amaechi, 1993-95
3.	147	2.83	Mike Watkins, 2017-present

### CENTENNIAL GAMES

On a team dominated with youth, two Nittany Lions have eclipsed the century mark for games played. Graduate student Julian Moore reached the 100-game milestone at the end of the 2016-17 season and now has played in 122 games which is 21st on the NCAA Division I active career leaders list. Senior Shep Garner played in his 100th game as a Nittany Lion in the season opener vs. Campbell and is now at 119 (No. 48 on the NCAA D-1 active career list).

### GARNER NOW 11TH IN SCORING

Shep Garner is now 11th on Penn State's all-time scoring list after adding 11 points to his total vs. Minnesota. The senior from Chester, Pa., currently has 1,380 career points and has moved up 10 spots this season after finishing his junior season at No. 21.

	PTS	FGM	3FG	FTM	
1.	2,213	722	317	452	Talor Battle, 2008-11
2.	2,138	738		662	Jesse Arnelle, 1952-55
3.	1,986	615	308	448	Joe Crispin, 1998-01
10.	1,459	532	172	224	Tom Hovasse, 1986-89
11.	1,380	449	267	204	S. Garner, 2014-present
12.	1,372	539	6	288	Jarrett Stephens, 1996-00

## FOR THREEEEEEEE.....

Garner is also moving up the Nittany Lions' rankings for career three-point field goals made. Garner connected on 82 treys in 2016-17, which placed him 10th on the single-season list. With 54 this season for 270 in his career, Garner has a hold on the No. 4 spot. He also ranks fourth for Penn State in all-time attempts with 746. With his 270 career made three-pointers, Garner ranks seventh on the NCAA Division I active career leader list.

### CAREER 3-POINT FIELD GOALS

	3FG	3FGA	PCT	
1.	332	829	40.0	Pete Lisicky, 1994-98
2.	317	930	34.1	Talor Battle, 2008-11
3.	308	885	34.8	Joe Crispin, 1998-2001
4.	<b>270</b>	<b>746</b>	<b>36.2</b>	<b>Shep Garner, 2014-present</b>
5.	221	579	38.2	Danny Morrissey, 2005-09

## MINUTE BY MINUTE

An injury at the end of 2016-17 sidelined sophomore guard Nazeer Bostick for the remainder of the season, just as his minutes on the floor were increasing. Bostick has been first off the bench in seven games and has five threes this season, the most recent at Indiana where he had his Big Ten career best for minutes (25) and tied his then-conference best for points.

The Philadelphia, Pa., native had his first career start against Columbia (11/17) and played a career-high 35 minutes, producing 10 points and a career-best eight rebounds. Against Pittsburgh, he had 10 points with four assists and four steals with no turnovers. He shared the team scoring lead with Jamari Wheeler with 14 points against Oral Roberts (11-24).

Bostick now has three starts and has consecutive games recording his Big Ten career best in points with seven vs. Nebraska (two in overtime period) and eight vs. Minnesota.

On the "Penn State Coaches Show," Coach Patrick Chambers commented "I think Naz had a really good game last game (Minnesota)."

## KING WHEELER

Freshman Jamari Wheeler has provided a spark for the Nittany Lions, averaging 19.9 minutes per game this season and earning back-to-back starts against Nebraska and Minnesota. His team-leading 39 steals top the Big Ten and are good for a national ranking of 25th and his 1.95 steals per game for 53rd.

The Live Oak, Fla., native tied his career-best with seven rebounds vs. Coppin State and had a career-best and team season-high six steals at George Mason. In Big Ten play, he has had two games with four points and had a league career-best with five rebounds vs. Nebraska.

Wheeler has led the Nittany Lions in steals eight times this year with team-leading totals in assists and rebounds three times.

## CARR'S FRESHMAN 26

Tony Carr scored in double figures 26 times during his freshman season -- another Penn State rookie record to his credit. In addition to his 139 assists in 2016-17, he topped Jesse Arnelle (23) for most games with 10 or more points in a freshman season.

## CARR'S FRESHMAN 28

When Carr was asked during media day if he had gained 28 pounds in the offseason, the Philadelphia, Pa., native was quick to quip that he gained 28 pounds of *muscle* to his frame, now weighing in, literally, at 204 for his sophomore season.

## REAVES, PRINCE OF THIEVES

Junior Josh Reaves currently ranks in the NCAA top 30 individually for total steals (29th-38) and top 20 for steals per game (18th-2.38). His defensive contributions have helped Penn State to a No. 9 national ranking in total steals and No. 20 spot in steals per game.

## NCAA / Big Ten Statistical Rankings top 80 // games through 1-16-2018

TEAM	NCAA Rank	BT Rank
Total Blocks	119	6
Total Steals	170	9
Blocked Shots Per Game	6.0	14
Steals Per Game	8.5	20
Total Rebounds	758	24
Scoring Defense	67.2	68
Scoring Margin	10.5	53
Total Assists	293	61
Field Goal Pct. Defense	41.2	70
3-Pt. FG Pct.	37.5	79
Rebound Margin	4.3	71

INDIVIDUAL	NCAA	BT
<b>Field Goal Percentage</b>		
Mike Watkins	70.4	2
<b>Total Blocks</b>		
Mike Watkins	57	8
<b>Assist to Turnover Ratio</b>		
Josh Reaves	3.47	9
<b>Blocked Shots Per Game</b>		
Mike Watkins	3.00	10
<b>Defensive Rebounds Per Game</b>		
Mike Watkins	7.84	11
<b>Total Rebounds</b>		
Mike Watkins	190	15
<b>Double Doubles</b>		
Mike Watkins	9	17
<b>Steals Per Game</b>		
Josh Reaves	2.38	18
Jamari Wheeler	1.95	53
<b>Rebounds Per Game</b>		
Mike Watkins	10.0	19
<b>Total Steals</b>		
Jamari Wheeler	39	25
Josh Reaves	38	29
<b>3-pt. FG Made</b>		
Shep Garner	54	45
<b>Points Per Game</b>		
Tony Carr	19.6	53
<b>Total Field Goals Made</b>		
Lamar Stevens	120	60
Josh Reaves	117	75
<b>Total Assists</b>		
Tony Carr	86	77



## BASKETBALL IN THE BAHAMAS

Penn State traveled to the Bahamas for its foreign tour trip during the summer of 2017. While the Nittany Lions went 2-0 on their trip, including a double-overtime thriller in the first contest, they also got to experience some of the activities and culture of the islands. Coach Chambers, staff members and several players conducted a clinic on a nearby island on one of the first days after arrival.

NCAA champion, Olympian and Penn State alumnus Mike Sands, who now serves as the president of the Bahamas Association of Athletic Associations, was on hand for in the Nittany Lions' first win and visited with members of the coaching staff after the game.

An afternoon of snorkeling off the coast was scheduled as a break from practices and games and the team also met a group of elaborately costumed Junkanoo musicians playing traditional rhythms with trumpets, drums and percussion instruments.



He has 134 career steals to date and needs two more to enter Penn State's career top-10 list. The No. 10 spot is currently held by Jarrett Stephens (1996-2000) with 136. His 134 total ranks him 46th on the NCAA list of active career leaders. His 1.89 career per game average places him 17th on the NCAA list of active career leaders.

Reaves had 60 steals in 2016-17, a total just on the outside of Penn State's single-season chart at 11th, quite an accomplishment since Reaves missed six games to start the season.

## DOUBLING UP, AGAIN

Josh Reaves (10 pts, 13 rebounds) and Lamar Stevens (10 pts, 11 reb) recorded the latest instance of two Nittany Lions with double-doubles in the same game vs. Rider (12/22). Stevens and Watkins teamed up for the feat at George Mason (12/17). Penn State now has had 33 instances of two players recording double-doubles in the same game.

The double-double statistics date back to the 1976-77 season and in that time period, only one known game with three players with double-doubles has occurred. Carvin Jefferson (16 pts, 10 reb), Steve Kuhn (14 pts, 11 reb) and Chris Ericksen (14 pts, 19 reb) all had double-doubles vs. Memphis State (12/17/1976).

## NIITTANY LION RETURNS

Penn State men's basketball coach Patrick Chambers announced in December 2017 that alumnus and four-year Nittany Lion letterman, Jarrett Stephens '00, will be working with the program as a consultant.

Stephens, who played from 1996-2000, will assist student-athletes in student development areas, which include life skills development, the transition from high school to college, life after college, and community engagement.

Stephens completed his Penn State career at No. 5 on the Nittany Lions' all-time scoring list with 1,372 career points and was eighth with 703 career rebounds. He held the top spot in career field goal percentage at 58.3 for 17 years until current redshirt sophomore forward Mike Watkins claimed the No. 1 spot following the 2016-17 season.

Penn State's first-ever consensus first-team All-Big Ten selection, Stephens was an All-Big Ten Tournament and All-NIT Finals pick as well as a USWBA All-Region choice. Following his collegiate career, Stephens played professionally for nearly a decade with teams in Europe and South America.

## SCORE BY THE NUMBERS

Five of the six top scorers from a year ago return for Penn State in 2017-18, accounting for 77 percent of the team's total points last season. The 2016-17 freshmen trio of Tony Carr (13.2 ppg), Lamar Stevens (12.7 ppg) and Mike Watkins (7.7 ppg) contributed nearly half of the points.

## RETURNING FIREPOWER

Penn State is one of 16 teams in the nation that returned 70 percent or more of its scoring, rebounding and assists from 2016-17.

Team	2016-17 Percentages		
	Pts	Reb	Assts
Bradley	96.8	95.8	98.4
Colgate	93	93.5	90.1
Cornell			
Hawai'i	71	75	77
Idaho	84.8	74.6	81.5
Iowa	73.7	82	77
Minnesota	87.1	91.8	90.9
Navy	82	73	87
No. Kentucky	77	84	84
Oakland	82	82	82
<b>Penn State</b>	<b>80.8</b>	<b>87.8</b>	<b>81.8</b>
Saint Joseph's	89	82	88
Seton Hall	90.5	89.8	72
SFA	75	84.1	70.7
USC	97.9	96.6	99.3
Wichita State	91.2	91.2	83.5

## REGISTRATION FOR ALUMNI WEEKEND NOW OPEN

### Long-time Equipment Manager Mitch Stover to Serve as Honorary Captain for Iowa Game



The Penn State men's basketball program will celebrate alumni weekend Friday-Saturday, February 2-4, 2018. Mitch Stover, who has served as the equipment manager for the Nittany Lion basketball program for 23 years, has been selected as the honorary captain for the Penn State-Iowa game on February 3. All former Penn State men's basketball student-athletes and their families are invited back to campus for this fun-filled weekend.

"I have been blessed and honored to have worked with this team and in this athletics department," said Stover, who is planning on retiring at the end of this season. "It has been a privilege to have been a part of this incredible University for more than 36 years."

In addition to the game, a full slate of events is scheduled for the weekend with a Friday evening social, Saturday pre-game event in

the Bryce Jordan Center, alumni pickup game, the Lady Lions game vs. Michigan State on Feb. 4, and other activities. Tipoff for the Iowa game will be announced closer to the date of the contest, but will be either 6 p.m. or 8 p.m. Final event times will be determined once game time is set.

"Having our alumni back on campus is always a great experience," said Coach Patrick Chambers. "This year is even more special in that we all have the opportunity to honor and thank Mitch Stover for his 20-plus years of selfless service to this program."

For additional information, weekend registration information and to receive codes for the guaranteed hotel rate at the Nittany Lion Inn or The Penn Stater, please contact Wendy Miller at wem4@psu.edu or 814-865-5494.



**PHILLY SIX NOW SEVEN**

With the addition of freshman John Harrar from Wallingford, seven Nittany Lions on the 2017-18 roster hail from the Philadelphia area. Nazeer Bostick, Tony Carr, Shep Garner and Lamar Stevens represent Roman Catholic High School. Mike Watkins is from The Phelps School and Julian Moore is from Germantown Academy.

**B1G WINS**

Penn State won a combined 13 Big Ten games in back-to-back seasons for just the seventh time in 25 years of Big Ten play. The Nittany Lions have had at least six league wins in consecutive years just three times previously. (93-95, 94-96 and 07-09).

Penn State's January 1, 2017 win over Rutgers marked its earliest Big Ten win since the 2010-2011 season prior to the December 2, 2017 win at Iowa in 2017-18.

**THE WINS**

Penn State has had 15 or more wins in each of the last four years. The Nittany Lions had not previously reached at least 15 wins in four-consecutive seasons since joining the Big Ten Conference. The Lions also have at least eight regular-season, nonconference wins in each of Chambers' seven seasons with 10 in 2017-18.

**THE HEARTBREAKERS**

The one-point loss to Ohio State at the BJC was Penn State's seventh Big Ten game in 2016-17 that was decided in overtime or by one possession. Five of last season's conference losses were decided by five points or less: at Michigan (-3, 69-72); Indiana (-3, 75-78); Rutgers (-2, 68-70); Purdue (-4, 70-74 ot) and Ohio State (-1, 70-71).

**TOPS IN TURNOVERS**

Penn State led the Big Ten in forced turnovers in 2016-17. PSU opponents averaged 14.8 turnovers on the season and 14.5 in Big Ten play. Opponents had the same or more turnovers in all but four games.

**ROOKIE MAJORITY**

Penn State's 2016-17 season-opening lineup featured three players with freshman eligibility: Tony Carr, Lamar Stevens and Mike Watkins. It is the first time in program history three rookies have started in the season opener, and the first time at least three freshmen have started in any game since the final three games of the 2007-08 season.

The 2016-17 season opener was the third consecutive featuring at least one true freshman in the starting lineup with Josh Reaves starting last season and Shep Garner in 2014-15.

Chambers' starting five at Indiana included four players with sophomore eligibility and one senior. The next game, the Nittany Lion starting five featured three sophomores, a freshman and a senior.

**RANKED FOES TESTED IN BJC**

Penn State won four-consecutive games against ranked teams in the Bryce Jordan Center: No. 21 Maryland (2/7/2017), No. 24 Minnesota (1/14/2017), No. 4 Iowa (2/17/16) and No. 22 Indiana (2/6/2016).

Seven of Chambers' eight wins over ranked teams have come in front of a home crowd at the BJC.

**SHARE THE LOVE**

Seven players led the team in scoring at least once in 2016-17 and six players combined for 24 outings with 20 or more points. According to research conducted by Memphis, Penn State, UMass and Memphis were the only schools with six players to tally at least 20 points in a game in 2016-17.

**THE PENN STATE COACHES SHOW PRESENTED BY PEPSI**

"The Penn State Coaches Show Featuring Patrick Chambers Presented by Pepsi" began this week with the program broadcast live on 40-plus affiliates and on LionVision on GoPSUsports.com. Fans are welcome to attend in person or listen live on LionVision on GoPSUsports.com.

**The one-hour program at Primanti Brothers usually takes place every Thursday, but for the week of the game at Ohio State, the show will take place at 6:05 p.m. on Monday, January 22.**

Steve Jones, the radio play-by-play voice of the Nittany Lion basketball and football teams, is host of "The Penn State Coaches Show Presented by Pepsi" and will be joined by Roger Corey, who also hosts the Penn State Sports Network's football pre-game Tailgate Show. Jeff Tarman is the producer of the show.

"The Penn State Coaches Show Featuring Patrick Chambers Presented by Pepsi" can be heard live on stations throughout Pennsylvania as well as New York City. Games and all programs are available live and as encore broadcasts for free online on LionVision and on the GoPSUsports mobile app.

The Penn State Sports Network is syndicated by Penn State Sports Properties, a property of Learfield Sports.

- Catch the encore presentations here:  
 Nov. 30 -- [gopsu.info/MBBCoachesShow1130](http://gopsu.info/MBBCoachesShow1130)  
 Dec. 7 -- [gopsu.info/MBBCoachesShow127](http://gopsu.info/MBBCoachesShow127)  
 Dec. 14 -- [gopsu.info/MBBCoachesShow1214](http://gopsu.info/MBBCoachesShow1214)  
 Dec. 21 -- [gopsu.info/MBBCoachesShow1221](http://gopsu.info/MBBCoachesShow1221)  
 Jan. 4 -- [gopsu.info/MBBCoachesShow14](http://gopsu.info/MBBCoachesShow14)  
 Jan. 11 -- [gopsu.info/MBBCoachesShow1118](http://gopsu.info/MBBCoachesShow1118)  
 Jan. 18 -- [gopsu.info/MBBCoachesShow11818](http://gopsu.info/MBBCoachesShow11818)

More than 40 radio stations in Pennsylvania and New York will carry Nittany Lion Basketball games during the 2017-18 season. Radio announcer Steve Jones, in his 36th year with Penn State, will handle the play-by-play with USBWA Hall of Famer Dick Jerardi of the Philadelphia Daily News serving as analyst. Broadcasts begin 30 minutes prior to tip-off with the "Penn State Bookstore Pre-game Show." Broadcasts conclude with the PA Propane Association Postgame Show post-game show featuring coach and player interviews, game statistics and scores from around the nation.

Broadcasts are also available on SiriusXM with channels for each game announced in game notes. A station carrying a partial schedule is denoted with an asterisk (\*).

City/Market	Station	Signal
Allentown/Bethlehem/		
Easton*	WAEB	790-AM
Altoona	WVAM	1430-AM
Apollo	WAVL	910-AM
Avoca	WILK	103.1-FM
Bedford	WAYC	1600-AM
Bradford	WAGL	103.9-FM
Bradford	WAGL	99.1-FM
Clarion	WCCR	92.7-FM
Clearfield	WCPA	900-AM
Corry	WWCB	1370-AM
Coudersport	WAGL	103.9-FM
Coudersport	WAGL	99.1-FM
Erie	WPSE	1450-AM
Erie	WPSE	107.1-FM
Greensburg	WAVL	98.7-FM
Harrisburg	Sports Radio	96.5-FM
Harrisburg	Sports Radio	95.3-FM
Harrisburg	Sports Radio	1400-AM
Harrisburg	Sports Radio	93.5-FM (HD)
Hazleton	WKZN	1300-AM
Kane	WAGL	103.9-FM
Kane	WAGL	99.1-FM
Lansdale	WNPV	1440-AM
Lebanon	WLBR	1270-AM
Lewistown	WLIU	670-AM
Lewistown	WLIU	92.9-FM
New York Metro*	WVNJ	1160-AM
Oil City	WKQW	96.3-FM
Oil City	WKQW	1120-AM
Philadelphia	WNTD	990-AM
Philadelphia		
(if conflicts on WNTD)	WFIL	560-AM
Pottsville	WPPA	1360-AM
Reading	WIOV	1240-AM
Reading	WIOV	98.5-FM
Scranton	WBZU	910-AM
Smethport	WAGL	103.9-FM
Smethport	WAGL	99.1-FM
State College	WQWK	1450-AM
Sunbury	WKOK	1070-AM
Towanda	WTTC	1550-AM
Troy	WTZN	1310-AM
Tyrone	WTRN	1340-AM
Tyrone	WTRN	100.7-FM
Wilkes-Barre	WILK	980-AM
Williamsport	WRAK	1400-AM
York / Red Lion	WGLD	1440-AM

# 2017-18 GAME-BY-GAME COMPARISONS

Team	Result	FG-A	Pct.	3FG-A	Pct.	FT-A	Pct.	O	D	Tot	PF-DQ	A	TO	B	S	1H	2H	OT	F	Mar	
Campbell		25-62	.403	6-23	.261	19-23	.826	11	26	37	27	8	18	8	5	28	47	--	75		
Penn State	W 86-75	24-65	.369	5-19	.263	33-41	.805	15	29	44	+7	24	11	14	4	8	36	50	--	86	+11
Fairleigh Dickinson		20-47	.426	5-10	.500	12-18	.667	4	22	26	21	11	31	3	8	29	28	--	57		
Penn State	W 81-57	30-67	.448	4-16	.250	17-22	.773	18	24	42	+16	18	17	23	5	18	45	36	--	81	+24
Montana		22-56	.393	6-21	.286	7-15	.467	10	24	34	22	9	15	5	9	29	28	--	57		
Penn State	W 70-57	25-50	.500	6-12	.500	14-24	.583	4	28	32	-2	15	12	15	9	3	24	36	--	70	+13
Columbia		23-59	.390	8-19	.421	11-12	.917	8	25	33	17	12	20	4	3	35	30	--	65		
Penn State	W 79-65	27-65	.415	7-23	.304	18-22	.818	14	28	42	+9	14	11	13	7	10	38	41	--	79	+14
Penn State		34-59	.576	9-22	.409	8-18	.444	10	32	42	15	16	11	5	10	47	38	--	85		
Pittsburgh	W 85-54	18-58	.310	10-29	.345	8-14	.571	10	22	32	+10	21	11	14	0	5	21	33	--	54	-29
Penn State		31-61	.508	5-19	.263	20-28	.714	9	14	23	21	15	10	5	14	40	47	--	87		
#16/19 Texas A&M	L 98-87	33-54	.611	6-12	.500	26-29	.897	9	27	36	-13	21	18	16	5	5	42	56	--	98	+11
Oral Roberts		19-57	.333	6-16	.375	4-7	.571	14	16	30	13	8	18	3	7	19	29	--	48		
Penn State	W 86-48	32-57	.561	9-20	.450	13-19	.684	11	27	38	+8	13	16	10	7	14	38	48	--	86	+38
Penn State		29-67	.433	5-13	.385	15-23	.652	20	23	43	29	12	18	5	8	30	48	--	78		
at N.C. State	L 78-85	25-57	.439	10-16	.625	25-37	.676	13	22	35	+8	21	14	14	7	6	37	48	--	85	+7
Penn State		28-64	.438	12-23	.522	9-11	.818	11	19	30	22	19	14	7	8	39	38	--	77		
at Iowa *	W 77-73	28-55	.509	4-12	.333	13-21	.619	14	25	39	-9	15	16	18	6	5	34	39	--	73	-4
Wisconsin *		23-52	.442	5-11	.455	13-19	.684	8	28	36	23	13	10	4	8	31	33	--	64		
Penn State	L 63-64	20-56	.357	2-14	.143	21-25	.840	10	24	34	-2	16	12	11	13	6	25	38	--	63	-1
George Washington		19-52	.365	2-15	.133	14-20	.700	6	19	25	13	5	16	5	7	19	35	--	54		
Penn State	W 74-54	29-60	.483	7-16	.438	9-16	.563	15	27	42	+17	21	14	15	4	7	48	26	--	74	+20
Penn State		28-57	.491	6-19	.316	10-16	.625	8	28	36	19	13	12	4	11	38	34	--	72		
at George Mason	W 72-54	20-54	.370	0-14	.000	14-17	.824	9	23	32	+4	18	6	15	2	7	18	36	--	54	-18
Binghamton		27-66	.409	9-23	.391	2-5	.400	13	18	31	18	11	15	2	8	36	29	--	65		
Penn State	W 80-65	31-54	.574	10-17	.588	8-15	.533	9	27	36	+5	10	17	17	4	7	39	41	--	80	+15
Rider		26-64	.406	9-27	.333	10-19	.526	10	30	40	20	11	12	2	5	31	40	--	71		
Penn State	L 70-71	26-62	.419	9-23	.391	9-15	.600	10	32	42	+2	19	16	13	12	7	35	35	--	70	-1
Coppin State		14-46	.304	6-20	.300	9-14	.643	4	20	24	18	8	18	2	5	23	20	--	43		
Penn State	W 88-43	28-57	.491	14-28	.500	18-23	.783	11	30	41	+17	11	22	10	4	10	43	45	--	88	+45
Penn State		29-69	.420	9-26	.346	2-4	.500	12	26	38	24	20	6	3	4	34	35	--	69		
at Maryland *	L 69-76	24-53	.452	4-13	.308	23-34	.676	9	29	38	+/- 0	12	13	5	1	2	30	45	--	75	+6
Northwestern *		23-62	.371	11-28	.393	6-6	1.00	10	17	27	21	11	15	2	8	34	29	--	62		
Penn State	W 78-63	30-55	.545	3-13	.231	15-23	.652	12	28	40	+13	11	15	16	8	9	41	37	--	78	+16
Penn State		26-52	.500	6-14	.429	12-18	.667	5	26	31	20	8	14	4	5	31	39	--	70		
at Indiana *	L, 70-74	25-61	.403	6-27	.222	18-22	.818	12	24	36	-5	20	14	9	1	6	35	39	--	74	-4
Nebraska *		25-68	.368	9-26	.346	15-24	.625	11	25	36	17	12	7	6	7	24	41	9	74		
Penn State	W, 76-74 ot	26-66	.394	7-20	.350	17-24	.708	14	34	48	+12	18	15	14	4	3	33	32	11	76	+2
Minnesota *		35-66	.530	10-17	.588	15-23	.652	9	36	45	14	12	12	3	2	41	33	21	95		
Penn State	L, 84-95 ot	33-74	.446	7-22	.318	11-15	.733	8	26	34	-11	18	12	4	5	8	37	37	10	84	-11



## 2017-18 GAME-BY-GAME LEADERS

	OPP.	RESULT	DBL FIG	POINTS	REBOUNDS	ASSISTS	BLOCKS	STEALS
11/10	CAMPBELL	W, 86-75	2	Carr (33)	Carr (9)	Carr (7)	Stevens (2)	Reaves (3)
11/12	FAIRLEIGH DICKINSON	W, 81-57	5	Carr (20)	Reaves (9)	Carr (7)	Watkins (3)	Reaves (4)
11/15	MONTANA	W, 70-57	3	Stevens (25)	Stevens (7)	Garner/Wheeler (3)	Watkins (4)	Stevens (2)
11/17	COLUMBIA	W, 79-65	5	Garner (26)	Watkins (14)	Wheeler (4)	Watkins (6)	Garner/Wheeler (3)
11/20	vs. Pittsburgh	W, 85-54	6	Carr (16)	Stevens (8)	Carr (5)	Watkins (3)	Bostick (4)
11/21	vs. 16/19 Texas A&M	L, 87-98	2	Carr (31)	Stevens (7)	Stevens (5)	Stevens/Watkins (2)	Carr/Reaves (4)
11/24	ORAL ROBERTS	W, 86-48	4	Bostick/Wheeler (14)	Wheeler (7)	Carr (5)	Watkins (3)	Wheeler (5)
11/29	at N.C. State	L, 78-85	3	Carr (29)	Watkins (14)	Reaves (5)	Watkins (2)	Wheeler (3)
12/2	at Iowa*	W, 77-73	4	Stevens (22)	Watkins (7)	Carr (9)	Watkins (3)	Reaves/Stevens (2)
12/4	Wisconsin*	L, 63-64	3	Watkins (22)	Carr (9)	Reaves (5)	Watkins (7)	Carr/Garner (2)
12/9	George Washington	W, 74-54	5	Carr (19)	Watkins (12)	Carr (4)	Watkins (4)	Reaves (3)
12/17	at George Mason	W, 72-54	3	Stevens (23)	Stevens/Watkins (12)	Reaves (4)	Stevens/Watkins (2)	Wheeler (6)
12/19	BINGHAMTON	W, 80-65	5	Stevens (16)	Watkins (11)	Carr (9)	Watkins (3)	Reaves (2)
12/22	RIDER	L, 70-71	5	Garner (18)	Reaves (13)	Reaves (8)	Watkins (4)	Reaves (5)
12/30	COPPIN STATE	W, 88-43	4	Carr (21)	Wheeler (7)	Reaves (7)	Watkins (3)	Reaves (5)
1/2	at Maryland	L, 69-75	3	Watkins (17)	Watkins (17)	Carr (8)	Watkins (2)	Wheeler (3)
1/5	NORTHWESTERN	W, 78-63	3	Stevens (30)	Watkins (17)	Carr/Wheeler (5)	Watkins (4)	Wheeler (3)
1/9	at Indiana	L, 70-74	3	Carr (28)	Watkins (12)	Carr (2)	Watkins (2)	Watkins (2)
1/12	NEBRASKA	W, 76-74 ot	3	Stevens (26)	Watkins (15)	Carr (8)	Moore (3)	Bostick/Carr/Wheeler (1)
1/15	MINNESOTA	L, 84-95 ot	4	Carr (33)	Watkins (11)	Carr, Garner (3)	Stevens/Watkins (2)	Watkins/Wheeler (2)

## 2016-17 STARTERS

OPP.	G	G	G/F	F	F/C	Rec
Albany	Carr	Garner	Samuel	Stevens	Watkins	0-1
Duquesne	Carr	Garner	Banks	Stevens	Watkins	1-0
GRAND CANYON	Carr	Garner	Banks	Stevens	Watkins	2-0
vs. Duke	Carr	Garner	Banks	Stevens	Watkins	2-1
vs. Cincinnati	Carr	Garner	Banks	Stevens	Watkins	2-2
COLGATE	Carr	Garner	Banks	Stevens	Watkins	3-2
@ Geo. Wash.	Carr	Garner	Banks	Stevens	Watkins	4-2
GA. TECH	Carr	Garner	Banks	Stevens	Watkins	5-2
WRIGHT ST.	Carr	Garner	Banks	Stevens	Watkins	6-2
GEO. MASON	Carr	Garner	Banks	Stevens	Watkins	6-3
vs. Pitt	Carr	Garner	Reaves	Stevens	Watkins	0-1
@ St. John's	Carr	Garner	Reaves	Stevens	Watkins	1-1
MORGAN ST.	Carr	Garner	Reaves	Stevens	Watkins	2-1
N'WESTERN	Carr	Garner	Reaves	Stevens	Watkins	2-2
@ Rutgers	Carr	Reaves	Banks	Stevens	Moore	1-0
@ Michigan	Carr	Reaves	Banks	Stevens	Moore	1-1
vs. Michigan St.	Carr	Garner	Reaves	Stevens	Moore	1-0
MINNESOTA	Carr	Garner	Reaves	Stevens	Moore	2-0
INDIANA	Carr	Garner	Reaves	Stevens	Moore	2-1
@ Purdue	Carr	Garner	Reaves	Stevens	Watkins	2-3
@ Wisconsin	Carr	Garner	Reaves	Stevens	Moore	2-2
ILLINOIS	Carr	Garner	Reaves	Stevens	Moore	3-2
@ Indiana	Carr	Garner	Reaves	Stevens	Moore	3-3
RUTGERS	Carr	Garner	Reaves	Stevens	Moore	3-4
MARYLAND	Carr	Garner	Reaves	Stevens	Watkins	3-3
at Illinois	Carr	Garner	Reaves	Stevens	Watkins	4-3
at Nebraska	Carr	Garner	Reaves	Stevens	Watkins	4-4
PURDUE	Carr	Garner	Reaves	Stevens	Watkins	4-5
at Minnesota	Carr	Garner	Reaves	Stevens	Watkins	4-6
OHIO STATE	Carr	Garner	Reaves	Stevens	Watkins	4-7
at Iowa	Carr	Garner	Reaves	Stevens	Watkins	4-8
Nebraska	Carr	Reaves	Banks	Stevens	Watkins	1-0
Michigan State	Carr	Reaves	Banks	Stevens	Watkins	1-1

## 2017-18 STARTERS

OPP.	G	G	G/F	F	F/C	Rec
<b>Campbell</b>	<b>Carr</b>	<b>Garner</b>	<b>Reaves</b>	<b>Stevens</b>	<b>Moore</b>	<b>1-0</b>
<b>Fairleigh Dickinson</b>	<b>Carr</b>	<b>Garner</b>	<b>Reaves</b>	<b>Stevens</b>	<b>Watkins</b>	<b>1-0</b>
Montana	Carr	Garner	Reaves	Stevens	Watkins	2-0
<b>Columbia</b>	<b>Bostick</b>	<b>Garner</b>	<b>Moore</b>	<b>Stevens</b>	<b>Watkins</b>	<b>1-0</b>
vs. Pittsburgh	Carr	Garner	Reaves	Stevens	Watkins	3-0
Texas A&M	Carr	Garner	Reaves	Stevens	Watkins	3-1
Oral Roberts	Carr	Garner	Reaves	Stevens	Watkins	4-1
at N.C. State	Carr	Garner	Reaves	Stevens	Watkins	4-2
at Iowa	Carr	Garner	Reaves	Stevens	Watkins	5-2
Wisconsin	Carr	Garner	Reaves	Stevens	Watkins	5-3
Geo. Washington	Carr	Garner	Reaves	Stevens	Watkins	6-3
<b>at George Mason</b>	<b>Bostick</b>	<b>Garner</b>	<b>Reaves</b>	<b>Stevens</b>	<b>Watkins</b>	<b>1-0</b>
Binghamton	Carr	Garner	Reaves	Stevens	Watkins	7-3
Rider	Carr	Garner	Reaves	Stevens	Watkins	7-4
Coppin State	Carr	Garner	Reaves	Stevens	Watkins	8-4
at Maryland	Carr	Garner	Reaves	Stevens	Watkins	8-5
Northwestern	Carr	Garner	Reaves	Stevens	Watkins	9-5
<b>at Indiana</b>	<b>Carr</b>	<b>Garner</b>	<b>Bostick</b>	<b>Stevens</b>	<b>Watkins</b>	<b>0-1</b>
<b>Nebraska</b>	<b>Carr</b>	<b>Garner</b>	<b>Wheeler</b>	<b>Stevens</b>	<b>Watkins</b>	<b>1-0</b>
Minnesota	Carr	Garner	Wheeler	Stevens	Watkins	1-1
at Northwestern						
at Ohio State						
Rutgers						
at Michigan State						
Iowa						
Maryland						
at Illinois						
Ohio State						
at Purdue						
Michigan						
at Nebraska						



# 2017-18 PENN STATE & OPPONENT HIGHS & LOWS

## PENN STATE TEAM HIGHS

POINTS	88	COPPIN STATE, 12/30/17
	87	vs. Texas A&M, 11/21/17
	86	ORAL ROBERTS, 11/24/17
	86	CAMPBELL, 11/10/17
	85	vs. Pittsburgh, 11/20/17
FIELD GOALS MADE	34	vs. Pittsburgh, 11/20/17
	33	MINNESOTA (ot), 1/15/18
FIELD GOAL ATTEMPTS	74	MINNESOTA (ot), 1/15/18
	69	at Maryland, 1/2/18
FG PERCENTAGE	.576, 34-59	vs. Pittsburgh, 11/20/17
	.574, 31-54	BINGHAMTON, 12/19/17
3 PT FG MADE	14	COPPIN STATE, 12/30/17
	12	at Iowa, 12/2/17
3 PT FG ATTEMPTS	28	COPPIN STATE, 12/30/17
	26	at Maryland, 1/2/18
3 PT FG PERCENTAGE	.588, 10-17	BINGHAMTON, 12/19/17
	.522, 12-23	at Iowa, 12/2/17
FREE THROWS MADE	33	CAMPBELL, 11/10/17
	21	WISCONSIN, 12/4/17
FREE THROW ATTEMPTS	41	CAMPBELL, 11/10/17
	28	vs. Texas A&M, 11/21/17
FT PERCENTAGE	.840, (21-25)	WISCONSIN, 12/4/17
	.818, 9-11	at Iowa, 12/2/17
	.818, 18-22	COLUMBIA, 11/17/17
REBOUNDS	48	NEBRASKA, 1/12/18
	44	CAMPBELL, 11/10/17
ASSISTS	22	COPPIN STATE, 12/30/17
	20	at Maryland, 1/2/18
	19	at Iowa, 12/2/17
STEALS	18	FAIRLEIGH DICKINSON, 11/12/17
	14	ORAL ROBERTS, 11/24/17
	14	vs. Texas A&M, 11/21/17
BLOCKED SHOTS	13	WISCONSIN, 12/4/17
	12	RIDER, 12/22/17
TURNOVERS	23	FAIRLEIGH DICKINSON, 11/12/17
	18	at NC State, 11/29/17
FOULS	29	at NC State, 11/29/17
	24	at Maryland, 1/2/18
	24	CAMPBELL, 11/10/17

## PENN STATE TEAM LOWS

POINTS	63	WISCONSIN, 12/4/17
	69	at Maryland, 1/2/18
	70	3x, last at Indiana, 1/9/18
	72	at George Mason, 12/17/17
	74	GEORGE WASHINGTON, 12/9/17
FIELD GOALS MADE	20	WISCONSIN, 12/4/17
	24	CAMPBELL, 11/10/17
FIELD GOAL ATTEMPTS	50	MONTANA, 11/15/17
	52	at Indiana, 1/9/18
FG PERCENTAGE	.357, 20-56	WISCONSIN, 12/4/17
	.369, 24-65	CAMPBELL, 11/10/17
3 PT FIELD GOALS MADE	2	WISCONSIN, 12/4/17
	3	NORTHWESTERN, 1/5/18
3 PT FG ATTEMPTS	12	MONTANA, 11/15/17
	13	2x, last NORTHWESTERN, 1/5/18
3 PT FG PERCENTAGE	.143, 2-14	WISCONSIN, 12/4/17
	.231, 3-13	NORTHWESTERN, 1/5/18
FREE THROWS MADE	2	at Maryland, 1/2/18
	8	vs. Pittsburgh, 11/20/17
	8	BINGHAMTON, 12/19/17
FREE THROW ATTEMPTS	4	at Maryland, 1/2/18
	11	at Iowa, 12/2/17
FT PERCENTAGE	.444, 8-18	vs. Pittsburgh, 11/20/17
	.500, 2-4	at Maryland, 1/2/18
REBOUNDS	23	vs. Texas A&M, 11/21/17
	30	at Iowa, 12/2/17
ASSISTS	8	at Indiana, 1/9/18
	11	CAMPBELL, 11/10/17
	11	COLUMBIA, 11/17/17
STEALS	3	2x, last NEBRASKA, 1/12/18
	4	at Maryland, 1/2/18
BLOCKED SHOTS	3	at Maryland, 1/2/18
	4	7x, last NEBRASKA, 1/12/18
TURNOVERS	4	MINNESOTA (ot), 1/15/18
	6	at Maryland, 1/2/18
FOULS	10	BINGHAMTON, 12/19/17
	11	COPPIN STATE, 12/30/17

## OPPONENT TEAM HIGHS

POINTS	98	vs. Texas A&M, 11/21/17
	95	MINNESOTA (ot), 1/15/18
	85	at NC State, 11/29/17
	75	at Maryland, 1/2/18
	75	CAMPBELL, 11/10/17
	74	2x, last NEBRASKA, 1/12/18
FIELD GOALS MADE	35	MINNESOTA (ot), 1/15/18
	33	vs. Texas A&M, 11/21/17
FIELD GOAL ATTEMPTS	68	NEBRASKA, 1/12/18
	66	MINNESOTA (ot), 1/15/18
	66	BINGHAMTON, 12/19/17
FG PERCENTAGE	.611, 33-54	vs. Texas A&M, 11/21/17
	.530, 35-66	MINNESOTA (ot), 1/15/18
3 PT FIELD GOALS MADE	11	NORTHWESTERN, 1/5/18
	10	MINNESOTA (ot), 1/15/18
	10	at N.C. State, 11/29/17
	10	vs. Pittsburgh, 11/20/17
3 PT FG ATTEMPTS	29	vs. Pittsburgh, 11/20/17
	28	NORTHWESTERN, 1/5/18
3 PT FG PERCENTAGE	.625, 10-16	at NC State, 11/29/17
	.588, 10-17	MINNESOTA (ot), 1/15/18
FREE THROWS MADE	26	vs. Texas A&M, 11/21/17
	25	at NC State, 11/29/17
FREE THROW ATTEMPTS	37	at NC State, 11/29/17
	24	at Maryland, 1/2/18
FT PERCENTAGE	1.000, 6-6	NORTHWESTERN, 1/5/18
	.917, 11-12	COLUMBIA, 11/17/17
REBOUNDS	45	MINNESOTA (ot), 1/15/18
	40	RIDER, 12/22/17
ASSISTS	18	vs. Texas A&M, 11/21/17
	16	at Iowa, 12/4/17
STEALS	9	MONTANA, 11/15/17
	8	4x, last NORTHWESTERN, 1/5/18
BLOCKED SHOTS	8	CAMPBELL, 11/10/17
	7	at NC State, 11/29/17
TURNOVERS	31	FAIRLEIGH DICKINSON, 11/12/17
	20	COLUMBIA, 11/17/17
FOULS	27	CAMPBELL, 11/10/17
	23	WISCONSIN, 12/4/17

## OPPONENT TEAM LOWS

POINTS	43	COPPIN STATE, 12/30/17
	48	ORAL ROBERTS, 11/24/2017
	54	at George Mason, 12/17/17
	54	GEORGE WASHINGTON, 12/9/17
	54	vs. Pittsburgh, 11/20/17
FIELD GOALS MADE	14	COPPIN STATE, 12/30/17
	18	vs. Pittsburgh, 11/20/17
FIELD GOAL ATTEMPTS	46	COPPIN STATE, 12/30/17
	47	FAIRLEIGH DICKINSON, 11/12/17
FG PERCENTAGE	.304 (14-46)	COPPIN STATE, 12/30/17
	.310, 18-38	vs. Pittsburgh, 11/20/17
	.333, 19-57	ORAL ROBERTS, 11/24/2017
3 PT FIELD GOALS MADE	0	at George Mason, 12/17/17
	2	GEORGE WASHINGTON, 12/9/17
3 PT FG ATTEMPTS	10	FAIRLEIGH DICKINSON, 11/12/17
	11	vs. WISCONSIN, 12/4/17
3 PT FG PERCENTAGE	.000, 0-14	at George Mason, 12/17/17
	.133, 2-15	GEORGE WASHINGTON, 12/9/17
FREE THROWS MADE	2	BINGHAMTON, 12/19/17
	4	ORAL ROBERTS, 11/24/2017
FREE THROW ATTEMPTS	5	BINGHAMTON, 12/19/17
	6	NORTHWESTERN, 1/5/18
FT PERCENTAGE	.400, 2-5	BINGHAMTON, 12/19/17
	.467, 7-15	MONTANA, 11/15/17
REBOUNDS	24	COPPIN STATE, 12/30/17
	25	GEORGE WASHINGTON, 12/9/17
ASSISTS	5	GEORGE WASHINGTON, 12/9/17
	6	at George Mason, 12/17/17
STEALS	2	MINNESOTA (ot), 1/15/18
	2	at Maryland, 1/2/18
BLOCKED SHOTS	0	vs. Pittsburgh, 11/20/17
	1	2x, last at Indiana, 1/9/18
	2	4x, last COPPIN STATE, 12/30/17
TURNOVERS	5	at Maryland, 1/2/18
	7	NEBRASKA, 1/12/18
	12	at Maryland, 1/2/18
FOULS	13	GEORGE WASHINGTON, 12/9/17
	13	ORAL ROBERTS, 11/24/2017

Home games indicated by CAPS.

# 2017-18 INDIVIDUAL HIGHS

## PENN STATE

Points	33	Tony Carr vs Minnesota, 1/15/18
	33	Tony Carr vs Campbell, 11/10/17
	31	Tony Carr vs Texas A&M, 11/21/17
	30	Lamar Stevens vs Northwestern, 1/5/18
	29	Tony Carr at NC State, 11/29/17
Field Goals Made	14	Lamar Stevens vs Northwestern, 1/5/18
	12	Tony Carr vs Minnesota, 1/15/18
	12	Tony Carr at NC State, 11/29/17
Field Goal Att.	30	Tony Carr vs Minnesota, 1/15/18
	25	Tony Carr at NC State, 11/29/17
FG Pct, min 10 made	.737, 14-19	Lamar Stevens vs Northwestern, 1/5/18
	.714, 10-14	Mike Watkins vs Minnesota, 1/15/18
3-Point FG Made	6	Shep Garner vs Rider, 12/22/17
	5	Shep Garner vs Binghamton, 12/19/17
	5	Shep Garner vs Columbia, 11/17/17
3-Point FG Att.	11	Shep Garner vs Rider, 12/22/17
	11	Shep Garner vs Geo. Washington 12/9/17
	11	Shep Garner vs Columbia, 11/17/17
3-Pt FG Pct, min 3 made	1.000, 4-4	Tony Carr vs Pittsburgh, 11/20/17
	.750, 3-4	Tony Carr vs Coppin State, 12/30/17
	.750, 3-4	Tony Carr vs Oral Roberts, 11/24/2017
Free Throws Made	13	Tony Carr vs Campbell, 11/10/17
	9	Tony Carr at Indiana, 1/9/18
	9	Lamar Stevens vs Texas A&M, 11/21/17
	9	Tony Carr vs Fairleigh Dickinson, 11/12/17
Free Throw Att.	15	Tony Carr vs Campbell, 11/10/17
	11	Mike Watkins vs Northwestern, 1/5/18
	11	Tony Carr vs Texas A&M, 11/21/17
	11	Lamar Stevens vs Texas A&M, 11/21/17
FT Pct, min 5 made	1.000, 9-9	Tony Carr vs Fairleigh Dickinson, 11/12/17
	1.000, 6-6	Tony Carr vs Minnesota, 1/15/18
	1.000, 6-6	Tony Carr vs Wisconsin, 12/4/17
	1.000, 6-6	Lamar Stevens at Iowa, 12/2/17
	1.000, 6-6	Nazeer Bostick at NC State, 11/29/17
	1.000, 6-6	Nazeer Bostick vs Columbia, 11/17/17
Rebounds	17	Mike Watkins vs Northwestern, 1/5/18
	17	Mike Watkins at Maryland, 1/2/18
Assists	9	Tony Carr vs Binghamton, 12/19/17
	9	Tony Carr at Iowa, 12/2/17
Steals	6	Jamari Wheeler at George Mason, 12/17/17
	5	Josh Reaves vs Coppin State, 12/30/17
	5	Josh Reaves vs Rider, 12/22/17
	5	Jamari Wheeler vs Oral Roberts, 11/24/2017
Blocked Shots	7	Mike Watkins vs Wisconsin, 12/4/17
	6	Mike Watkins vs Columbia, 11/17/17
Minutes	43	Tony Carr vs Minnesota, 1/15/18
	41	Shep Garner vs Minnesota, 1/15/18
	40	Lamar Stevens vs Minnesota, 1/15/18
	40	Tony Carr vs Nebraska, 1/12/18
	40	Lamar Stevens vs Nebraska, 1/12/18

## OPPONENT

Points	39	Chris Clemons, CAMPBELL, 11/10/17
	25	Nate Mason, MINNESOTA, 1/15/18
	24	Dupree McBrayer, MINNESOTA ot, 1/15/18
	23	Tyler Cook, Iowa, 12/02/17
	22	Jordan Murphy, MINNESOTA ot, 1/15/18
	22	Duane Wilson, Texas A&M, 11/21/17
Field Goals Made	12	Chris Clemons, CAMPBELL, 11/10/17
	25	Nate Mason, MINNESOTA ot, 1/15/18
	10	Jordan Murphy, MINNESOTA ot, 1/15/18
	10	Robert Williams, Texas A&M, 11/21/17
Field Goal Att.	29	Chris Clemons, CAMPBELL, 11/10/17
	22	Mike Smith, COLUMBIA, 11/17/17
FG Pct, min 10 made	.833, 10-12	Robert Williams, Texas A&M, 11/21/17
	.588, 10-17	Murphy, Jordan vs Minnesota, 1/15/18
3-Point FG Made	5	Jared Wilson-Frame, Pittsburgh, 11/20/17
	4	Nate Mason, MINNESOTA ot, 1/15/18
	4	Bryant McIntosh, NORTHWESTERN, 1/5/18
	4	HUNT, Sam at NC State, 11/29/17
3-Point FG Att.	12	Jared Wilson-Frame, Pittsburgh, 11/20/17
	11	Scottie Lindsey, NORTHWESTERN, 1/5/18
3-Pt FG Pct, min 3 made	1.000, 3-3	Omer Yurtseven, NC State, 11/29/17
	.800, 4-5	Nate Mason, MINNESOTA ot, 1/15/18
	.800, 4-5	HUNT, Sam at NC State, 11/29/17
Free Throws Made	13	Chris Clemons, CAMPBELL, 11/10/17
	9	Kevin Huerter, Maryland, 1/2/18
	9	Justin Kier, George Mason, 12/17/17
	9	Tyler Cook, Iowa, 12/2/17
Free Throw Att.	15	Chris Clemons, CAMPBELL, 11/10/17
	13	Tyler Cook, Iowa, 12/2/17
FT Pct, min 5 made	1.000, 9-9	Kevin Huerter, Maryland, 1/2/18
	1.000, 9-9	Justin Kier, George Mason, 12/17/17
	1.000, 7-7	Duane Wilson, Texas A&M, 11/21/17
Rebounds	19	Jordan Murphy, Minnesota ot, 1/15/18
	12	Tyler Cook, Tyler, Iowa, 12/02/17
	12	Torin Dorn, NC State, 11/29/17
Assists	7	Stevie Jordan, RIDER, 12/22/17
	6	Duane Wilson, Texas A&M, 11/21/17
	6	Mike Smith, COLUMBIA, 11/17/17
Steals	3	Zach McRoberts, Indiana, 01/09/18
	3	Vic Law, NORTHWESTERN, 1/5/18
	3	Willie Rodriguez, BINGHAMTON, 12/19/17
	3	Markell Johnson, NC State, 11/29/17
	3	Ahmaad Rorie, MONTANA, 11/15/17
Blocked Shots	3	Jack Nunge, Iowa, 12/02/17
	3	Torin Dorn, NC State, 11/29/17



# 2017-18 POINTS-REBOUNDS-ASSISTS

Opponent	Date	Score		01	03	04	05	10	11	20
				ZEMGULIS,D	PIERCE,SAT	BOSTICK,NA	WHEELER,JA	CARR,TONY	STEVENS,LA	NUSSBAUM,T
CAMPBELL	11/10/17	86-75	w	2-1-0	4-5-0	4-2-0	4-0-0	33-9-7	8-6-0	DNP
FAIRLEIGH DICKINSON	11/12/17	81-57	w	3-1-0	0-3-0	12-2-0	0-3-0	20-4-7	12-7-4	DNP
MONTANA	11/15/17	70-57	w	DNP	2-2-1	2-1-0	0-2-3	7-2-2	25-7-2	DNP
COLUMBIA	11/17/17	79-65	w	0-4-1	11-3-0	10-8-3	7-2-4	DNP	14-6-2	DNP
vs Pittsburgh	11/20/17	85-54	w	0-1-0	2-1-1	10-2-4	1-1-2	16-6-5	10-8-2	DNP
vs Texas A&M	11/21/17	87-98	L	DNP	4-3-0	1-0-0	4-2-0	31-1-3	25-7-5	DNP
ORAL ROBERTS	11/24/2017	86-48	w	3-0-1	4-6-0	14-5-0	14-7-4	13-1-5	8-6-1	0-0-0
at NC State	11/29/17	78-85	L	0-0-0	2-0-0	6-3-1	1-0-2	29-7-1	13-8-1	DNP
at Iowa	12/02/17	77-73	w	DNP	0-2-0	0-1-1	0-1-4	16-6-9	22-5-0	DNP
WISCONSIN	12/4/17	63-64	L	DNP	DNP	0-0-1	0-1-1	16-9-1	4-6-3	DNP
GEORGE WASHINGTON	12/9/17	74-54	w	0-1-1	DNP	DNP	5-4-2	19-6-4	10-5-3	DNP
at George Mason	12/17/17	72-54	w	DNP	2-1-0	6-4-2	5-1-1	DNP	23-12-2	DNP
BINGHAMTON	12/19/17	80-65	w	DNP	0-1-0	2-2-0	5-3-0	15-4-9	16-8-1	DNP
RIDER	12/22/17	70-71	L	DNP	0-0-0	4-1-0	4-2-0	10-4-2	10-11-6	DNP
COPPIN STATE	12/30/17	88-43	w	5-1-0	0-4-1	7-2-1	4-7-4	21-3-4	11-5-2	0-0-0
at Maryland	01/02/18	69-75	L	DNP	DNP	5-1-0	4-4-2	16-3-8	15-2-1	DNP
NORTHWESTERN	1/5/18	78-63	w	DNP	DNP	2-1-1	4-2-5	12-4-5	30-5-2	DNP
at Indiana	01/09/18	70-74	L	DNP	0-1-0	5-5-0	1-1-2	28-2-3	20-7-1	DNP
NEBRASKA	1/12/18	76-74	w	0-2-0	DNP	7-5-0	0-5-3	17-4-8	26-7-2	DNP
MINNESOTA	1/15/18	84-95	L	0-0-0	0-1-0	8-3-2	0-4-2	33-6-3	12-7-1	DNP

Opponent	Date	Score		21	22	23	24	33	35	44
				HARRAR,JOH	HAZLE,GRAN	REAVES,JOS	WATKINS,MI	GARNER,SHE	BUTTRICK,T	MOORE,JULI
CAMPBELL	11/10/17	86-75	w	0-0-0	DNP	15-8-1	DNP	8-2-3	DNP	8-6-0
FAIRLEIGH DICKINSON	11/12/17	81-57	w	2-2-0	DNP	17-9-4	15-5-1	0-2-1	0-1-0	0-0-0
MONTANA	11/15/17	70-57	w	DNP	DNP	12-2-1	8-6-0	12-5-3	DNP	2-3-0
COLUMBIA	11/17/17	79-65	w	DNP	DNP	DNP	11-14-0	26-1-1	DNP	0-3-0
vs Pittsburgh	11/20/17	85-54	w	4-1-0	DNP	10-5-0	13-5-0	13-3-2	2-3-0	4-4-0
vs Texas A&M	11/21/17	87-98	L	0-0-0	DNP	7-2-4	7-3-2	6-2-1	DNP	2-0-0
ORAL ROBERTS	11/24/2017	86-48	w	4-2-0	0-0-0	10-2-3	8-6-1	6-0-0	0-0-0	2-0-1
at NC State	11/29/17	78-85	L	DNP	DNP	9-5-5	8-14-1	10-1-1	DNP	0-2-0
at Iowa	12/02/17	77-73	w	0-0-0	DNP	8-3-3	19-7-0	12-2-2	DNP	0-1-0
WISCONSIN	12/4/17	63-64	L	0-0-0	DNP	7-3-5	22-8-0	13-2-1	DNP	1-2-0
GEORGE WASHINGTON	12/9/17	74-54	w	0-2-0	DNP	11-3-3	15-12-1	12-1-0	0-5-0	2-0-0
at George Mason	12/17/17	72-54	w	0-0-0	DNP	13-2-4	14-12-1	9-3-3	0-0-0	DNP
BINGHAMTON	12/19/17	80-65	w	DNP	DNP	15-2-4	12-11-1	15-1-2	0-0-0	0-2-0
RIDER	12/22/17	70-71	L	0-0-0	DNP	10-13-8	10-9-0	18-2-0	DNP	4-0-0
COPPIN STATE	12/30/17	88-43	w	3-1-0	0-0-0	12-4-7	11-6-2	9-2-1	3-1-0	2-3-0
at Maryland	01/02/18	69-75	L	0-0-0	DNP	9-4-6	17-17-1	3-2-1	DNP	0-1-1
NORTHWESTERN	1/5/18	78-63	w	DNP	DNP	7-6-1	18-17-0	2-2-1	DNP	3-1-0
at Indiana	01/09/18	70-74	L	DNP	DNP	DNP	10-12-1	6-1-0	DNP	0-1-1
NEBRASKA	1/12/18	76-74	w	DNP	DNP	DNP	20-15-0	6-4-2	0-0-0	0-1-0
MINNESOTA	1/15/18	84-95	L	DNP	DNP	DNP	20-11-1	11-1-3	DNP	0-0-0

# PENN STATE: LAST TIME IT HAPPENED

## TEAM WON / LOSS

BEAT TOP 25 TEAM	2/7/17 vs. No. 21/22 Maryland (70-64)
BEAT TOP 25 TEAM ROAD	1/29/14 at No. 24 Ohio State (71-70(ot))
BEAT TOP 10 TEAM	2/17/16 vs. No. 4/6 Iowa (79-75)
BEAT TOP 5 TEAM	2/17/16 vs. No. 4/6 Iowa (79-75)
BEAT A BIG TEN TEAM BY 20+	1/24/15 vs. Rutgers (28, 79-51)
WON IN OVERTIME	1/12/18 vs. Nebraska (76-74 (ot))
LOST IN OVERTIME	1/15/18 vs. Minnesota (L, 84-95 (ot))
PLAYED DOUBLE OVERTIME	3/6/16 vs. Illinois (W, 86-79 (2ot))
PLAYED TRIPLE OVERTIME	2/1/17 at Indiana (L, 110-102 (3ot))
NEVER TRAILED	1/5/2018 vs. Northwestern (78-63)
CAME FROM 20+ DOWN TO WIN	3/15/95 (NIT) vs Miami (62-56) (-20)
CAME FROM 15+ DOWN TO WIN	12/19/15 at Drexel (63-57) (-17)
CAME FROM 10-14 DOWN TO WIN	1/14/17 vs. No. 24 Minnesota (52-50) (-14)
WON BIG TEN ROAD	12/2/17 at Iowa (77-73)
WON BIG TEN NEUTRAL	1/7/17 vs. Michigan State (The Palestra) (72-63)
WON TOP 25 BIG TEN ROAD	1/29/14 at No. 24 Ohio State (71-70(ot))
WON NON-CONFERENCE ROAD	12/17/17 at George Mason, (72-54)
WON NON-CONFERENCE NEUTRAL	11/20/17 vs. Pittsburgh (85-54)
LOST BIG TEN AT HOME	1/15/18 vs. Minnesota (84-95 (ot))
LOST NON-CONFERENCE AT BJC	12/22/17 vs. Rider (70-71)
LOST NON-CONFERENCE AT REC HALL	12/14/13 vs. Princeton (71-69 (ot)) - at Rec Hall

## TEAM SCORING

SCORED 100+	2/1/17 at Indiana (102 (3ot))
ALLOWED 100+	2/1/17 at Indiana (110 (3ot))
BOTH TEAMS SCORED 100+	2/1/17 at Indiana (L, 110-102 (3ot))
SCORED 90+	12/18/16 vs. St. John's (92); 12/21/16 vs. Morgan State (96)
ALLOWED 90+	1/15/18 vs. Minnesota (95-84 (ot))
SCORED 80+	1/15/18 vs. Minnesota (84-95 (ot))
CONSECUTIVE GAMES SCORING 80+	3; 11/20/17 vs. Pittsburgh ((85) 11/21/17 vs. 16/19 Texas A&M (87), 11/24/17 vs. Oral Roberts (86) 3; 11/11/16 vs. Albany (81), 11/13/16 vs. Duquesne (82), 11/15/16 vs. Grand Canyon (85)
SCORED UNDER 50	1/25/16 at Ohio State (46)
SCORED UNDER 40	2/21/15 at Northwestern (39)
SCORED 60+ IN A HALF	12/19/09 vs. Gardner-Webb (60 2nd)
SCORED 50+ IN FIRST HALF	12/18/16 vs. St. John's (52)
SCORED 50+ IN SECOND HALF	11/10/17 vs. Campbell (50)
SCORED 45+ IN FIRST HALF	12/9/17 vs. George Washington (48)
BENCH SCORED 50+	12/7/05 vs. UMKC (50)
OPP SCORED 45 OR LESS	12/30/17 vs. Coppin State (43)
CONSECUTIVE OPP BELOW 45	2009 at Temple (45) & UMBC (42)
OPP SCORED 40 OR LESS	3/6/14 at Northwestern (32)
CONSECUTIVE OPP BELOW 40	2007 vs. Princeton (38) & Denver (39)
OPP SCORED 10 OR LESS IN HALF	12/15/07 Denver (10)
OPP SCORED 15 OR LESS IN HALF	2/7/15 Nebraska (13)

## TEAM SHOOTING

SHOT 60%+ FG	11/25/09 vs. Sacred Heart (63.8%)
SHOT 60%+ FG IN BIG TEN	1/3/06 vs Northwestern (64.0%)
SHOT 50%+ FG IN BIG TEN	1/9/18 at Indiana (26-52, 50.0%)
SHOT 70% IN HALF	1/5/18 vs. Northwestern (17-24, 70.8%)
SHOT 60% IN HALF	12/19/17 vs. Binghamton (2nd, 15-23, 65.2%)
SHOT UNDER 30%	11/20/15 at Duquesne (19-64, 29.7%)
SHOT 70%+ FROM 3PT	12/28/05 vs. St. Francis (9-12, 75.0%)
SHOT 60%+ FROM 3PT	11/28/10 vs. Furman (12-19, 63.2%)
SHOT 50%+ FROM 3PT	12/30/17 vs. Coppin State (14-28, 58.8%)
SHOT 95%+ FROM FT	3/13/11 vs Ohio State (9-9, 100%)
SHOT 90%+ FROM FT	2/11/17 at Illinois (18-20, 90%)
SHOT 85%+ FROM FT	12/21/16 vs Morgan State (21-24, 87.5%)
SHOT 40% OR LESS FT.....	1/25/16 at Ohio State (2-5, 40%)
SHOT 0.0% FT.....	1/3/12 at Wisconsin (0-1, 0.0%)

OPP SHOT 60%+ FG	12/31/14 at Wisconsin (63.8%)
OPP SHOT BELOW 30% FG	1/1/17 at Rutgers (18-63, 28.6%)
OPP SHOT 0.0% 3FG	12/17/17 at George Mason (0-14)

## TEAM REBOUNDING

50+ REBOUNDS	12/29/12 vs. Duquesne (50)
45+ REBOUNDS	1/12/18 vs. Nebraska (48)
20+ OFFENSIVE REBS	11/29/17 at N.C. State (20)
20 OR LESS REBOUNDS	2/29/12 at Purdue (17)
OPP 20 OR LESS REBOUNDS	2/11/17 at Illinois (20)

## TEAM STEALS, ASSISTS, TURNOVERS, BLOCKS

15+ STEALS	11/12/17 vs. Fairleigh Dickinson (18)
10+ STEALS	12/17/17 at George Mason (11)
30+ ASSISTS	12/30/06 vs. VMI (36)
20+ ASSISTS	1/2/18 at Maryland (20)
CONSEC. GAMES/ 20+ ASSISTS	1/2/18 at Maryland (20) & 12/30/17 vs. Coppin St. (22) 12/18/16 vs. St. John's (23), 12/21/16 vs Morgan State (23) 11/13/16 vs. Duquesne (20), 11/15/16 vs. Grand Canyon (20)
5 OR FEWER TURNOVERS	1/15/18 vs. Minnesota (ot) (4)
20 + TURNOVERS	11/12/17 vs. Fairleigh Dickinson (23)
OPP 25+ TURNOVERS	11/12/17 Fairleigh Dickinson (31)
10+ BLOCKS	12/22/17 vs. Rider (12)
10 PLAYERS 10+ MINUTES	12/19/09 vs. Gardner-Webb (10)

## INDIVIDUAL SCORING

PLAYER 40+ POINTS	Jesse Arnelle (40) vs. Temple, 1/29/1955
PLAYER 35+ POINTS	D.J. Newbill (37) vs. Purdue, 1/17/2015
PLAYER 30-34 POINTS	Tony Carr (33) vs. Minnesota (ot), 1/15/18
3 PLAYERS 20+ POINTS	Claxton, Cornley, Hassell vs. VMI, 12/30/2006
2 PLAYERS 20+ POINTS	Tony Carr (33) & Mike Watkins (20) vs. Minnesota ot (1/15/18)
6+ PLAYERS 10+ POINTS	11/20/17 vs. Pittsburgh (6)
5+ PLAYERS 10+ POINTS	12/19/16 vs. Binghamton (5)
2+ PLAYERS DOUBLE-DOUBLES	12/22/17 vs. Rider Josh Reaves (10 pts/13 reb) & Mike Watkins (10 pts/11 reb)

## MISC. INDIVIDUAL

PLAYER 20+ REBOUNDS	Aaron Johnson (20) vs. Sacred Heart, 11/27/04
PLAYER 15+ REBOUNDS	Mike Watkins (15) vs. Nebraska, 1/12/18
PLAYER 10+ ASSISTS	Tony Carr (14) at Indiana (3ot), 2/1/17
PLAYER 5+ STEALS	Josh Reaves (5) vs. Coppin State, 12/30/17
PLAYER 5+ BLOCKS	Mike Watkins (7) vs. Wisconsin, 12/4/17
PLAYER 5+ BLOCKS, Consec. Games	Mike Watkins (5) vs. Albany, 11/11/16; Duquesne, 11/13/16
PLAYER 6+ THREES	Shep Garner (8) at Boston College, 12/2/15 Shep Garner (6) vs. Rider, 12/22/17 Shep Garner (6) vs. Rutgers, 2/4/17 Shep Garner (6) at St. John's, 12/18/16



# 2017-18 PENN STATE BOX SCORES

## Official Basketball Box Score -- Game Totals -- Final Statistics Campbell vs Penn State 11/10/17 4:01 p.m. at University Park, Pa. (Bryce Jordan Ctr)

1

### Campbell 75 • 0-1

#	Player	Total		3-Ptr		Rebounds			PF	TP	A	TO	Blk	Stl	Min
		FG	FGA	FG	FGA	FT	FTA	Off							
25	EUDY, Andrew	f	5-10	1-1	0-0	5	4	9	4	11	3	2	2	0	32
32	WHITFIELD, Shane	f	2-2	0-0	3-4	0	2	2	5	7	0	3	1	0	24
02	CLEMONS, Chris	g	12-29	2-10	13-15	1	6	7	2	39	4	5	0	1	37
22	GENSLER, Cory	g	1-6	0-3	0-0	1	5	6	2	2	0	2	1	2	39
04	BURK, Marcus	g	0-6	0-4	0-0	1	2	3	5	0	1	2	0	0	18
31	OLIVER, Damontez	g	3-5	3-5	0-0	0	1	1	4	9	0	1	1	0	14
02	NELSON, Ja'Cor	g	0-0	0-0	0-0	0	0	0	3	0	0	1	1	0	6
11	WHITFIELD, Jordan	g	0-0	0-0	0-0	0	0	0	0	0	0	0	0	0	6
15	LADO, Mogga	g	2-4	0-0	3-4	2	5	7	1	7	0	2	1	1	23
21	CLUXTON, Brooks	g	0-0	0-0	0-0	0	0	1	0	0	0	0	1	0	1
Team						1	0	1	1						
Totals			25-62	6-23	19-23	11	26	37	27	75	8	18	8	5	200

FG % 1st Half: 11-31 35.5% 2nd half: 14-31 45.2% Game: 25-62 40.3%  
3FG % 1st Half: 2-10 20.0% 2nd half: 4-13 30.8% Game: 6-23 26.1%  
FT % 1st Half: 4-5 80.0% 2nd half: 15-18 83.3% Game: 19-23 82.6%

### Penn State 86 • 1-0

#	Player	Total		3-Ptr		Rebounds			PF	TP	A	TO	Blk	Stl	Min
		FG	FGA	FG	FGA	FT	FTA	Off							
11	Stevens, Lamar	f	2-7	1-2	3-4	1	5	6	5	8	0	6	2	0	28
23	Reaves, Josh	f	4-11	0-3	7-8	3	5	8	2	15	1	4	1	3	31
44	Moore, Julian	f	2-5	0-0	4-6	4	2	6	1	8	0	1	1	0	27
10	Carr, Tony	g	9-23	2-5	13-15	2	7	9	3	33	7	1	0	1	35
33	Garner, Shep	g	2-9	2-8	2-2	1	1	2	1	8	3	0	0	1	35
01	Zemgulis, Deivis	g	1-1	0-0	0-0	1	0	1	1	2	0	0	0	0	3
03	Pierce, Satchel	g	0-0	0-0	4-6	1	4	5	1	4	0	0	0	0	11
04	Bostick, Nazeer	g	2-6	0-0	0-0	2	2	4	4	4	0	2	0	2	14
05	Wheeler, Jamari	g	2-3	0-1	0-0	0	0	0	5	4	0	0	0	1	15
21	Harrar, John	g	0-0	0-0	0-0	0	0	0	1	0	0	0	0	0	1
Team						2	3	5							
Totals			24-65	5-19	33-41	15	29	44	24	86	11	14	4	8	200

FG % 1st Half: 11-35 31.4% 2nd half: 13-30 43.3% Game: 24-65 36.9%  
3FG % 1st Half: 3-14 21.4% 2nd half: 2-5 40.0% Game: 5-19 26.3%  
FT % 1st Half: 11-14 78.6% 2nd half: 22-27 81.5% Game: 33-41 80.5%

Officials: Larry Sciroto, Edwin Young, Bret Wegenke  
Technical fouls: Campbell-TEAM, Penn State-None.  
Attendance:

Score by periods	1st	2nd	Total
Campbell	28	47	75
Penn State	36	50	86

Points	In	Off	2nd	Fast	Bench
CAMPBE	34	14	6	10	16
PSU	38	12	14	8	14

Last FG - CAMPBELL 2nd-00:31, PSU 2nd-00:39.  
Largest lead - CAMPBELL by 2 1st-19:25, PSU by 17 2nd-12:13.  
CAMPBELL led for 01:37, PSU led for 33:51. Game was tied for 04:32.

Score tied - 4 times.  
Lead changed - 3 times.

## Official Basketball Box Score -- Game Totals -- Final Statistics Fairleigh Dickinson vs Penn State 11/12/17 5:01 p.m. at University Park, Pa. (Bryce Jordan Ctr)

2

### Fairleigh Dickinson 57 • 0-2

#	Player	Total		3-Ptr		Rebounds			PF	TP	A	TO	Blk	Stl	Min
		FG	FGA	FG	FGA	FT	FTA	Off							
12	BISHOP, Kaleb	f	0-3	0-0	1-2	0	6	6	5	1	0	2	1	0	17
14	WILLIAMS, Elyjah	f	3-6	0-0	1-2	1	3	4	5	7	4	3	0	1	24
34	HOLLOWAY Jr., Mike	f	6-12	1-2	6-7	2	2	4	2	19	1	3	1	2	36
01	EDGE, Darnell	g	1-6	0-2	0-0	0	1	1	3	2	2	2	0	0	27
03	JENKINS, Jahllil	g	5-11	1-2	3-5	1	3	4	0	14	4	6	0	1	34
05	MORGAN, Noah	g	3-4	1-1	0-0	0	4	4	3	7	0	6	0	1	19
10	McNAMARA, Pat	g	2-4	2-3	0-0	0	1	1	2	6	0	2	0	2	24
13	SCHROBACK, Mike	g	0-1	0-0	0-0	0	1	1	0	0	0	5	0	1	8
20	RHODEN, Dondre	g	0-0	0-0	1-2	0	0	0	1	1	0	0	0	0	6
35	MILLER, Malik	g	0-0	0-0	0-0	0	0	0	0	0	0	0	1	0	5
Team						0	0	1							
Totals			20-47	5-10	12-18	4	22	26	21	57	11	31	3	8	200

FG % 1st Half: 10-22 45.5% 2nd half: 10-25 40.0% Game: 20-47 42.6%  
3FG % 1st Half: 4-7 57.1% 2nd half: 1-3 33.3% Game: 5-10 50.0%  
FT % 1st Half: 5-10 50.0% 2nd half: 7-8 87.5% Game: 12-18 66.7%

### Penn State 81 • 2-0

#	Player	Total		3-Ptr		Rebounds			PF	TP	A	TO	Blk	Stl	Min
		FG	FGA	FG	FGA	FT	FTA	Off							
11	Stevens, Lamar	f	5-11	0-1	2-2	1	6	7	0	12	4	3	1	2	33
24	Watkins, Mike	f	6-9	0-0	3-5	2	3	5	2	15	1	3	3	2	30
10	Carr, Tony	g	5-10	1-2	9-9	0	4	4	0	20	7	2	0	3	30
23	Reaves, Josh	g	7-10	2-3	1-2	3	6	9	4	17	4	3	1	4	30
33	Garner, Shep	g	0-7	0-6	0-0	1	1	2	3	0	1	2	0	2	25
01	Zemgulis, Deivis	g	1-3	1-2	0-0	1	0	1	0	3	0	2	0	1	7
03	Pierce, Satchel	g	0-4	0-0	0-1	2	1	3	3	0	3	0	0	1	11
04	Bostick, Nazeer	g	5-7	0-0	2-3	1	1	2	0	12	2	0	2	0	20
05	Wheeler, Jamari	g	0-5	0-2	0-0	2	1	3	2	0	2	0	2	2	14
21	Harrar, John	g	1-1	0-0	0-0	2	0	2	2	2	0	1	0	1	7
35	Buttrick, Trent	g	0-0	0-0	0-0	0	1	1	0	0	0	0	0	0	1
44	Moore, Julian	g	0-0	0-0	0-0	0	0	0	2	0	0	0	0	0	2
Team						3	0	3							
Totals			30-67	4-16	17-22	18	24	42	18	81	17	23	5	18	200

FG % 1st Half: 14-29 48.3% 2nd half: 16-38 42.1% Game: 30-67 44.8%  
3FG % 1st Half: 3-8 37.5% 2nd half: 1-8 12.5% Game: 4-16 25.0%  
FT % 1st Half: 14-17 82.4% 2nd half: 3-5 60.0% Game: 17-22 77.3%

Officials: Terry Oglesby, Donnie Epley, John Floyd  
Technical fouls: Fairleigh Dickinson-BISHOP, Kaleb, Penn State-Pierce, Satchel.  
Attendance: 5802

Score by periods	1st	2nd	Total
Fairleigh Dickinson	29	28	57
Penn State	45	36	81

Points	In	Off	2nd	Fast	Bench
FDU	30	20	3	10	14
PSU	46	29	14	18	17

Last FG - FDU 2nd-02:27, PSU 2nd-01:02.  
Largest lead - FDU by 7 1st-13:37, PSU by 28 2nd-07:18.  
FDU led for 07:14, PSU led for 29:58. Game was tied for 02:48.

Score tied - 2 times.  
Lead changed - 5 times.

## Official Basketball Box Score -- Game Totals -- Final Statistics Montana vs Penn State 11/15/17 7:01 p.m. at University Park, Pa. (Bryce Jordan Ctr)

3

### Montana 57 • 2-1

#	Player	Total		3-Ptr		Rebounds			PF	TP	A	TO	Blk	Stl	Min
		FG	FGA	FG	FGA	FT	FTA	Off							
15	AKOH, Jamar	f	3-8	1-2	4-8	3	3	6	3	11	0	1	2	2	34
20	KRSLOVIC, Fabijan	f	2-2	0-0	2-2	0	7	7	3	6	0	3	1	2	25
00	OGUINE, Michael	g	6-15	2-5	1-5	2	5	7	3	15	0	0	1	0	34
14	RORIE, Ahmaad	g	7-18	2-9	0-0	0	3	3	3	16	4	4	0	3	38
24	MOOREHEAD, Bobby	g	1-4	0-3	0-0	0	2	2	1	2	2	3	1	2	34
01	FALLS, Timmy	g	0-1	0-1	0-0	0	1	1	1	0	0	1	0	0	7
03	BEVENS, Niko	g	0-0	0-0	0-0	0	0	0	0	0	0	0	0	0	1
04	PRIDGETT, Sayeed	g	2-6	1-1	0-0	2	1	3	4	5	3	2	0	0	20
05	NICHOLAS, Karl	g	1-2	0-0	0-0	2	1	3	4	2	0	0	0	0	7
10	ESPE, Lars	g	0-0	0-0	0-0	0	0	0	0	0	0	0	0	0	0+
13	SPOJA, Trevor	g	0-0	0-0	0-0	0	0	0	0	0	0	0	0	0	0+
40	BESOVIC, Admir	g	0-0	0-0	0-0	0	0	0	0	0	0	0	0	0	0+
Team						1	1	2							
Totals			22-56	6-21	7-15	10	24	34	22	57	9	15	5	9	200

FG % 1st Half: 12-25 48.0% 2nd half: 10-31 32.3% Game: 22-56 39.3%  
3FG % 1st Half: 2-8 25.0% 2nd half: 4-13 30.8% Game: 6-21 28.6%  
FT % 1st Half: 3-6 50.0% 2nd half: 4-9 44.4% Game: 7-15 46.7%

</

# 2017-18 PENN STATE BOX SCORES

## Official Basketball Box Score -- Game Totals -- Final Statistics Penn State vs Pittsburgh 11/20/17 9:30 P.M. at Barclays Center (Brooklyn, N.Y.)

5

### Penn State 85 • 5-0

##	Player	Total FG-FGA	3-Ptr FG-FGA	Rebounds			PF	TP	A	TO	Blk	Stl	Min		
				Off	Def	Tot									
11	STEVENS, Lamar	f	4-11	0-4	2-2	1	7	8	1	10	2	1	2	0	26
24	WATKINS, Mike	f	6-6	0-0	1-2	0	5	5	1	13	0	1	3	1	22
10	CARR, Tony	g	6-9	4-4	0-0	0	6	6	1	16	5	2	0	1	26
23	REAVES, Josh	g	4-8	2-4	0-0	2	3	5	1	10	0	2	0	3	21
33	GARNER, Shep	g	5-10	3-8	0-0	0	3	3	1	13	2	1	0	0	26
01	ZEMGULIS, Deivis	g	0-1	0-1	0-0	1	0	1	0	0	0	0	0	0	8
03	PIERCE, Satchel	g	0-1	0-0	2-5	0	1	1	3	2	1	1	0	0	10
04	BOSTICK, Nazeer	g	4-5	0-0	2-4	1	1	2	0	10	4	0	0	4	20
05	WHEELER, Jamari	g	0-1	0-1	1-2	0	1	1	3	1	2	0	0	1	19
21	HARRAR, John	g	2-3	0-0	0-1	1	0	1	0	4	0	0	0	0	5
35	BUTTRICK, Trent	g	1-2	0-0	0-2	2	1	3	2	2	0	1	0	0	3
44	MOORE, Julian	g	2-2	0-0	0-0	2	2	4	1	4	0	2	0	0	14
Team						0	2	2							
Totals			34-59	9-22	8-18	10	32	42	15	85	16	11	5	10	200

FG % 1st Half: 18-34 52.9% 2nd half: 16-25 64.0% Game: 34-59 57.6% Deadball Rebounds 3,1  
 3FG % 1st Half: 7-15 46.7% 2nd half: 2-7 28.6% Game: 9-22 40.9%  
 FT % 1st Half: 4-6 66.7% 2nd half: 4-12 33.3% Game: 8-18 44.4%

### Pittsburgh 54 • 1-3

##	Player	Total FG-FGA	3-Ptr FG-FGA	Rebounds			PF	TP	A	TO	Blk	Stl	Min		
				Off	Def	Tot									
04	LUTHER, Ryan	f	2-11	1-5	1-2	3	6	9	2	6	1	1	0	1	29
21	BROWN, Terrell	f	1-3	0-0	0-0	0	1	1	1	2	0	2	0	0	11
00	WILSON-FRAME, Jared	g	6-19	5-12	0-0	2	0	2	2	17	1	3	0	1	25
02	MILLIGAN, Jonathan	g	3-5	1-2	1-3	0	1	1	0	8	2	0	0	0	19
13	DAVIS, Khameron	g	0-0	0-0	0-1	0	3	3	1	0	1	0	0	0	21
01	STEWART, Parker	g	1-7	1-5	0-0	0	1	1	1	3	1	0	0	0	20
05	CARR, Marcus	g	3-6	1-2	2-2	0	1	1	1	9	1	4	0	1	23
15	CHUKWUKA, Kene	g	0-0	0-0	0-0	1	2	3	4	0	1	0	0	1	15
23	STEVENSON, Shamiel	g	1-5	0-1	0-0	0	0	0	0	2	3	0	0	0	13
04	GEORGE, Samson	g	0-0	0-0	1-2	0	1	1	3	1	0	0	0	0	6
33	BOYKINS, Monty	g	1-2	1-2	1-2	0	1	1	2	4	0	2	0	1	10
42	ILEGOMAH, Peace	g	0-0	0-0	2-2	2	2	4	4	2	0	1	0	0	8
Team						2	3	5							
Totals			18-58	10-29	8-14	10	22	32	21	54	11	14	0	5	200

FG % 1st Half: 8-28 28.6% 2nd half: 10-30 33.3% Game: 18-58 31.0% Deadball Rebounds 3  
 3FG % 1st Half: 4-14 28.6% 2nd half: 6-15 40.0% Game: 10-29 34.5%  
 FT % 1st Half: 1-2 50.0% 2nd half: 7-12 58.3% Game: 8-14 57.1%

Officials: Earl Walton, Sean Hull, Raymond Styons  
 Technical fouls: Penn State-None. Pittsburgh-None.  
 Attendance: 5904  
 2017 Progressive Legends Classic - Semifinal Game 2

Score by periods	1st	2nd	Total
Penn State	47	38	85
Pittsburgh	21	33	54

## Official Basketball Box Score -- Game Totals -- Final Statistics Penn State vs Texas A&M 11/21/17 6:05 p.m. at Barclays Center (Brooklyn, N.Y.)

6

### Penn State 87 • 5-1

##	Player	Total FG-FGA	3-Ptr FG-FGA	Rebounds			PF	TP	A	TO	Blk	Stl	Min		
				Off	Def	Tot									
11	Stevens, Lamar	f	8-16	0-3	9-11	3	4	7	3	25	5	1	2	1	36
24	Watkins, Mike	f	3-5	0-0	1-2	1	2	3	3	7	2	0	2	1	25
10	Carr, Tony	g	11-20	2-4	7-11	0	1	1	2	31	3	2	0	4	38
23	Reaves, Josh	g	2-5	1-4	2-2	1	1	2	5	7	4	0	1	4	32
33	Garner, Shep	g	2-7	2-7	0-0	0	2	2	1	6	1	2	0	1	26
03	Pierce, Satchel	g	2-2	0-0	0-0	1	2	3	2	4	0	2	0	1	11
04	Bostick, Nazeer	g	0-1	0-0	1-2	0	0	0	1	1	0	1	0	0	8
05	Wheeler, Jamari	g	2-3	0-1	0-0	1	1	2	3	4	0	1	0	2	16
21	Harrar, John	g	0-0	0-0	0-0	1	0	0	1	0	0	1	0	0	2
44	Moore, Julian	g	1-2	0-0	0-0	0	0	0	0	2	0	0	0	0	6
Team						2	1	3							
Totals			31-61	5-19	20-28	9	14	23	21	87	15	10	5	14	200

FG % 1st Half: 16-26 61.5% 2nd half: 15-35 42.9% Game: 31-61 50.8% Deadball Rebounds 2  
 3FG % 1st Half: 2-9 22.2% 2nd half: 3-10 30.0% Game: 5-19 26.3%  
 FT % 1st Half: 6-7 85.7% 2nd half: 14-21 66.7% Game: 20-28 71.4%

### Texas A&M 98 • 4-0

##	Player	Total FG-FGA	3-Ptr FG-FGA	Rebounds			PF	TP	A	TO	Blk	Stl	Min		
				Off	Def	Tot									
01	HOGG, D.J.	f	2-10	1-4	2-4	2	5	7	3	7	4	1	2	1	39
10	TROCHA-MORELOS, Tony	f	3-5	1-3	4-4	1	4	5	2	11	1	3	0	1	26
34	DAVIS, Tyler	c	6-9	1-1	2-2	4	4	6	1	15	1	0	0	1	28
03	GILDER, Admon	g	4-4	2-2	4-4	0	4	4	4	14	3	4	1	0	26
13	WILSON, Duane	g	7-10	1-1	7-7	0	2	2	4	22	6	3	1	1	30
00	CHANDLER, Jay Jay	g	1-2	0-1	2-2	1	0	1	2	4	1	0	0	0	14
02	STARKS, T.J.	g	0-2	0-0	4-4	0	0	0	1	4	1	3	0	0	14
44	WILLIAMS, Robert	g	10-12	0-0	1-2	3	7	10	4	21	1	2	1	1	23
Team						0	1	1							
Totals			33-54	6-12	26-29	9	27	36	21	98	18	16	5	5	200

FG % 1st Half: 15-27 55.6% 2nd half: 18-27 66.7% Game: 33-54 61.1% Deadball Rebounds 1  
 3FG % 1st Half: 4-8 50.0% 2nd half: 2-4 50.0% Game: 6-12 50.0%  
 FT % 1st Half: 8-8 100.0% 2nd half: 18-21 85.7% Game: 26-29 89.7%

Officials: Brian Dorsey, Donnie Eppley, Rob Riley  
 Technical fouls: Penn State-None. Texas A&M-None.  
 Attendance: 5081  
 Progressive Legends Classic Championship Game  
 Progressive Legends Classic MVP - Robert Williams III  
 Progressive Legends Classic All-Tournament Team - Jeffrey Carroll (OSU), Lamar Stevens (PSU), Tony Carr (PSU), Duane Wilson (TA&M)

Score by periods	1st	2nd	Total
Penn State	40	47	87
Texas A&M	42	56	98

Last FG - PSU 2nd-00:08, TAMU 2nd-00:48.  
 Largest lead - PSU by 5 1st-02:24, TAMU by 17 2nd-12:09.  
 PSU led for 08:59. TAMU led for 27:37. Game was tied for 03:24.  
 Score tied - 8 times.  
 Lead changed - 11 times.

## Official Basketball Box Score -- Game Totals -- Final Statistics Oral Roberts vs Penn State 11/24/2017 3 p.m. at University Park, Pa. (Bryce Jordan Ctr)

7

### Oral Roberts 48 • 1-5

##	Player	Total FG-FGA	3-Ptr FG-FGA	Rebounds			PF	TP	A	TO	Blk	Stl	Min		
				Off	Def	Tot									
23	Nzekwesi, Emmanuel	f	5-10	1-2	0-0	2	4	6	1	11	1	3	1	1	32
25	White, Javan	f	1-6	0-1	0-1	2	2	4	3	2	2	0	2	2	27
44	Owens, Albert	c	1-7	0-0	1-2	2	3	5	0	3	0	1	0	1	18
02	Ruder, Austin	g	1-7	1-5	0-0	1	1	2	0	3	1	3	0	2	29
10	Kearns, Sam	g	3-7	2-3	0-0	1	1	2	3	8	1	8	0	1	34
03	Harris, Jontray	g	4-7	1-2	0-0	2	2	4	2	9	1	0	0	0	21
20	Sutton, Spencer	g	1-5	1-3	0-0	2	1	3	0	3	2	0	0	0	15
32	Manek, Kellen	g	0-0	0-0	0-0	0	0	0	0	0	0	0	0	0	2
33	Ahmedic, Emir	g	1-3	0-0	1-2	0	0	0	2	3	0	0	0	0	8
52	Miller, Chris	g	2-5	0-0	2-2	0	1	1	2	6	0	0	2	0	14
Team						2	1	3			1				
Totals			19-57	6-16	4-7	14	16	30	13	48	8	18	3	7	200

FG % 1st Half: 7-27 25.9% 2nd half: 12-30 40.0% Game: 19-57 33.3% Deadball Rebounds 0  
 3FG % 1st Half: 2-5 40.0% 2nd half: 4-11 36.4% Game: 6-16 37.5%  
 FT % 1st Half: 3-5 60.0% 2nd half: 1-2 50.0% Game: 4-7 57.1%

### Penn State 86 • 6-1

##	Player	Total FG-FGA	3-Ptr FG-FGA	Rebounds			PF	TP	A	TO	Blk	Stl	Min		
				Off	Def	Tot									
11	Stevens, Lamar	f	2-6	0-0	4-5	1	5	6	0	8	1	2	1	1	23
24	Watkins, Mike	f	4-5	0-0	0-0	1	5	6	1	8	1	3	3	2	19
10	Carr, Tony	g	4-5	3-4	2-2	0	1	1	3	13	5	1	0	0	21
23	Reaves, Josh	g	4-6	2-4	0-0	0	2	2	1	10	3	0	1	4	21
33	Garner, Shep	g	2-7	2-7	0-0	0	0	0	2	6	0	0	0	0	22
01	Zemgulis, Deivis	g	1-2	1-2	0-0	0	0	0	0	3	1	0	0	0	6
02	Nussbaum, Taylor	g	0-0	0-0	0-0	0	0	0	0	0	0	0	0	0	1
03	Pierce, Satchel	g	1-3	0-0	2-4	3	3	6	3	4	0	1	0	0	14
04	Bostick, Nazeer	g	5-9	0-1	4-6	3	2	5	0	14	0	1	0	0	23
05	Wheeler, Jamari	g	6-8	1-2	1-2	1	6	7	2	14	4	2	1	5	24
21	Harrar, John	g	2-2	0-0	0-0	1	1	2	0	4	0	0	0	0	7
22	Hazle, Grant	g	0-0	0-0	0-0	0	0	0	0	0	0	0	0	0	2
35	Buttrick, Trent	g	0-1	0-0	0-0	0	0	0	0	0	0	0	0	0	4
44	Moore, Julian	g	1-3	0-0	0-0	0	0	0	1	2	1	0	1	1	13
Team						1	2	3							
Totals			32-57	9-20	13-19	11									

# 2017-18 PENN STATE BOX SCORES

**Official Basketball Box Score -- Game Totals -- Final Statistics**  
**Penn State vs Iowa**  
**12/02/17 4 p.m. at Carver-Hawkeye Arena - Iowa City, IA**

9

**Penn State 77 • 7-2, 1-0**

#	Player	Total			3-Ptr			Rebounds			PF	TP	A	TO	Blk	Stl	Min
		FG	FGA	FT	FTA	FG	FGA	FT	FTA	Off							
11	Stevens, Lamar	f	7-15	0-0	6-6	2-3	5-3	2-2	0-1	2-2	28	0	1	2	2	28	
24	Watkins, Mike	f	9-13	0-0	1-3	3-4	7-4	1-9	0-3	3-1	36	0	3	3	1	39	
10	Carr, Tony	g	5-15	4-6	2-2	2-4	6-2	16-9	2-0	1-1	39	0	2	0	1	28	
23	Reaves, Josh	g	3-9	2-5	0-0	1-2	3-4	8-3	0-0	1-2	31	0	1	1	2	31	
33	Garner, Shep	g	4-7	4-6	0-0	0-2	2-4	12-4	2-4	0-1	27	0	2	4	0	27	
03	Pierce, Satchel	g	0-1	0-0	0-0	1-1	2-3	0-0	0-1	0-0	5	0	1	0	0	5	
04	Bostick, Nazeer	g	0-1	0-0	0-0	0-1	1-0	0-0	1-1	0-0	8	0	1	0	1	8	
05	Wheeler, Jamari	g	0-3	0-2	0-0	0-1	1-0	0-0	4-1	0-0	20	0	4	1	0	20	
21	Harrar, John	g	0-0	0-0	0-0	0-0	0-0	2-0	0-0	0-0	3	0	0	0	0	3	
44	Moore, Julian	g	0-0	0-0	0-0	0-1	1-0	0-0	0-0	1-0	3	0	0	1	0	3	
Team						2-0			2-2			1					
<b>Totals</b>			<b>28-64</b>	<b>12-23</b>	<b>9-11</b>	<b>11-19</b>	<b>30-22</b>	<b>77</b>	<b>19</b>	<b>14</b>	<b>7</b>	<b>8</b>	<b>200</b>				<b>2</b>

FG % 1st Half: 15-31 48.4%    2nd half: 13-33 39.4%    Game: 28-64 43.8%    Deadball Rebounds 2  
 3FG % 1st Half: 7-12 58.3%    2nd half: 5-11 45.5%    Game: 12-23 52.2%  
 FT % 1st Half: 2-2 100.0    2nd half: 7-9 77.8%    Game: 9-11 81.8%

**Iowa 73 • 4-4, 0-1**

#	Player	Total			3-Ptr			Rebounds			PF	TP	A	TO	Blk	Stl	Min
		FG	FGA	FT	FTA	FG	FGA	FT	FTA	Off							
05	Cook, Tyler	f	7-13	0-0	9-13	7-5	12-1	23-4	5-0	1-3	34	4	5	0	1	34	
51	Baer, Nicholas	f	2-7	0-3	0-0	3-2	5-1	4-0	2-2	26	0	2	2	0	0	26	
55	Garza, Luka	c	2-4	0-1	2-4	0-3	3-0	6-0	0-0	14	0	0	0	0	1	14	
03	Bohannon, Jordan	g	3-6	2-4	0-0	0-2	2-2	8-4	3-0	1	34	0	3	0	1	34	
04	Moss, Isaiah	g	6-13	1-3	0-0	0-3	3-2	13-2	4-0	1	31	0	2	4	0	31	
00	Wagner, Ahmad	g	1-2	0-0	0-0	0-1	1-2	2-0	0-0	10	0	0	0	0	0	10	
01	Dailey, Maishe	g	0-0	0-0	0-0	0-0	0-0	0-0	0-0	4	0	0	0	0	0	4	
02	Nunge, Jack	g	1-1	0-0	0-0	0-1	1-2	2-0	2-3	15	0	2	3	0	1	15	
15	Kriener, Ryan	g	2-3	1-1	0-0	3-1	4-2	5-2	2-0	1	7	0	1	1	1	7	
24	Ellingson, Brady	g	0-0	0-0	0-0	0-0	0-0	1-0	3-0	0	6	0	0	0	0	6	
35	Pemsl, Cordell	g	4-6	0-0	2-4	0-5	5-2	10-1	2-0	1	19	0	2	0	0	19	
Team						1-2			3								
<b>Totals</b>			<b>28-55</b>	<b>4-12</b>	<b>13-21</b>	<b>14-25</b>	<b>39-15</b>	<b>73</b>	<b>16</b>	<b>18</b>	<b>6</b>	<b>5</b>	<b>200</b>				<b>2</b>

FG % 1st Half: 13-29 44.8%    2nd half: 15-26 57.7%    Game: 28-55 50.9%    Deadball Rebounds 2  
 3FG % 1st Half: 1-5 20.0%    2nd half: 3-7 42.9%    Game: 4-12 33.3%  
 FT % 1st Half: 7-11 63.6%    2nd half: 6-10 60.0%    Game: 13-21 61.9%

Officials: D.J. Carstensen, Larry Sciroto, Bill Ek  
 Technical fouls: Penn State-None. Iowa-None.  
 Attendance: 12805

Score by periods	1st	2nd	Total
Penn State	39	38	77
Iowa	34	39	73

Points	In	Off	2nd	Fast	Bench
PSU	26	22	11	2	0
IOWA	42	14	13	6	19

Last FG - PSU 2nd-00:20, IOWA 2nd-00:04.  
 Largest lead - PSU by 10 1st-17:14, IOWA None.  
 PSU led for 39:17. IOWA led for 00:00. Game was tied for 00:43.

Score tied - 1 time.  
 Lead changed - 0 times.

**Official Basketball Box Score -- Game Totals -- Final Statistics**  
**Wisconsin vs Penn State**  
**12/4/17 7:01 p.m. at University Park, Pa. (Bryce Jordan Ctr.)**

10

**Wisconsin 64 • 4-5, 1-1**

#	Player	Total			3-Ptr			Rebounds			PF	TP	A	TO	Blk	Stl	Min
		FG	FGA	FT	FTA	FG	FGA	FT	FTA	Off							
02	Ford, Aleem	r	2-3	1-2	0-1	1-3	4-2	5-1	1-3	4-2	21	1	1	0	1	21	
21	Iverson, Khalil	r	7-8	0-0	2-4	0-5	5-4	16-1	2-2	2	31	1	2	2	2	31	
10	Happ, Ethan	r	3-12	0-0	3-4	5-5	10-5	9-3	2-1	1	28	0	3	2	1	28	
00	Trice, D'Mitrik	g	2-9	0-2	5-6	0-0	0-3	9-3	2-0	0	34	0	2	0	0	34	
34	Davidson, Brad	g	0-4	0-2	0-0	0-2	2-5	0-2	2-0	2	28	0	2	2	0	28	
01	Pritzl, Brevin	g	1-2	1-1	3-4	0-5	1-6	2-0	0-1	1	21	0	2	0	0	21	
23	King, Kobe	g	3-4	2-2	0-0	2-1	3-1	8-1	0-1	0	24	0	1	0	1	24	
35	Reuvers, Nate	g	5-10	1-2	0-0	0-4	4-2	11-0	0-0	1	13	0	0	0	1	13	
Team						0-3			3								
<b>Totals</b>			<b>23-52</b>	<b>5-11</b>	<b>13-19</b>	<b>8-28</b>	<b>36-23</b>	<b>64</b>	<b>13</b>	<b>10</b>	<b>4</b>	<b>8</b>	<b>200</b>				<b>3</b>

FG % 1st Half: 11-24 45.8%    2nd half: 12-28 42.9%    Game: 23-52 44.2%    Deadball Rebounds 3  
 3FG % 1st Half: 1-4 25.0%    2nd half: 4-7 57.1%    Game: 5-11 45.5%  
 FT % 1st Half: 8-12 66.7%    2nd half: 5-7 71.4%    Game: 13-19 68.4%

**Penn State 63 • 7-3, 1-1**

#	Player	Total			3-Ptr			Rebounds			PF	TP	A	TO	Blk	Stl	Min
		FG	FGA	FT	FTA	FG	FGA	FT	FTA	Off							
11	Stevens, Lamar	r	1-7	0-3	2-2	2-4	6-2	4-3	2-0	0	29	3	2	0	0	29	
24	Watkins, Mike	r	9-13	0-1	4-6	2-6	8-1	22-0	2-7	1	34	0	2	7	1	34	
10	Carr, Tony	g	5-22	0-3	6-6	2-7	9-3	16-1	2-1	2	38	0	2	1	2	38	
23	Reaves, Josh	g	2-5	1-3	2-2	1-2	3-4	7-5	0-4	0	35	0	5	0	0	35	
33	Garner, Shep	g	3-7	1-4	6-7	1-1	2-3	13-1	2-0	2	33	0	2	0	2	33	
04	Bostick, Nazeer	g	0-0	0-0	0-0	0-0	0-1	0-1	0-0	0	7	0	2	0	0	7	
05	Wheeler, Jamari	g	0-1	0-0	0-0	0-1	1-2	0-1	1-0	1	17	0	1	1	0	17	
21	Harrar, John	g	0-0	0-0	0-0	0-0	0-0	0-0	0-0	0	2	0	0	0	0	2	
44	Moore, Julian	g	0-1	0-0	1-2	2-0	2-0	1-0	0-1	0	5	0	0	1	0	5	
Team						0-3			3								
<b>Totals</b>			<b>20-56</b>	<b>2-14</b>	<b>21-25</b>	<b>10-24</b>	<b>34-16</b>	<b>63</b>	<b>12</b>	<b>11</b>	<b>13</b>	<b>6</b>	<b>200</b>				<b>2</b>

FG % 1st Half: 9-26 34.6%    2nd half: 11-30 36.7%    Game: 20-56 35.7%    Deadball Rebounds 2  
 3FG % 1st Half: 1-6 16.7%    2nd half: 1-8 12.5%    Game: 2-14 14.3%  
 FT % 1st Half: 6-9 66.7%    2nd half: 15-16 93.8%    Game: 21-25 84.0%

Officials: Terry Oglesby, Lamont Simpson, Donnie Eppley  
 Technical fouls: Wisconsin-None. Penn State-None.  
 Attendance: 6730

Score by periods	1st	2nd	Total
Wisconsin	31	33	64
Penn State	25	38	63

Points	In	Off	2nd	Fast	Bench
WIS	30	11	4	2	25
PSU	30	13	13	2	1

Last FG - WIS 2nd-02:38, PSU 2nd-00:25.  
 Largest lead - WIS by 17 2nd-09:40, PSU by 5 1st-11:51.  
 WIS led for 28:24. PSU led for 09:23. Game was tied for 02:13.

Score tied - 5 times.  
 Lead changed - 6 times.

**Official Basketball Box Score -- Game Totals -- Final Statistics**  
**George Washington vs Penn State**  
**12/9/17 4:00 p.m. at University Park, Pa. (Bryce Jordan Ctr.)**

11

**George Washington 54 • 5-5**

#	Player	Total			3-Ptr			Rebounds			PF	TP	A	TO	Blk	Stl	Min
		FG	FGA	FT	FTA	FG	FGA	FT	FTA	Off							
10	STEEVES, Patrick	f	4-6	0-1	0-0	1-0	1-0	8-2	2-2	0-1	29	0	2	2	0	29	
11	TORO, Arnaldo	f	2-8	0-1	5-7	0-6	6-0	9-0	0-0	1	32	0	0	1	1	32	
01	NOLAN JR, Terry	g	0-3	0-2	1-2	1-2	3-2	2-1	1-2	1	23	0	1	2	1	23	
03	BOLDEN, Jair	g	3-9	2-6	4-4	0-1	1-1	12-0	3-0	1	33	0	3	0	1	33	
12	WATANABE, Yuta	g	8-15	0-2	2-3	2-4	6-2	18-0	2-1	0	31	0	2	1	0	31	
00	MAZZULLA, Justin	g	0-2	0-0	2-2	1-1	2-3	2-0	1-0	1	13	0	1	0	1	13	
04	WILLIAMS, Justin	g	1-2	0-0	0-0	0-3	3-1	2-0	1-0	0	12	0	1	0	0	12	
05	MITOLA, Adam	g	0-1	0-1	0-0	0-0	0-0	0-0	1-0	0	4	0	1	0	0	4	
14	JACK, Maceo	g	0-1	0-0	0-0	0-0	0-0	1-0	0-0	0	6	0	0	0	0	6	
32</																	



# 2017-18 PENN STATE BOX SCORES

13

**Official Basketball Box Score -- Game Totals -- Final Statistics**  
**Binghamton vs Penn State**  
**12/19/17 7 p.m. ET at University Park, Pa. (Bryce Jordan Ctr)**

**Binghamton 65 • 8-5**

#	Player	Total			3-Ptr			Rebounds			PF	TP	A	TO	Blk	Stl	Min
		FG	FGA	FT	FTA	Off	Def	Tot	FG	FGA							
32	Thomas Bruce	f	5-10	0-0	0-1	4	5	9	4	10	0	3	1	1	25		
42	Willie Rodriguez	f	2-7	1-3	1-2	2	2	4	1	6	0	1	0	3	31		
40	Timmy Rose	g	2-3	1-1	0-0	0	1	1	0	5	3	4	0	0	23		
22	Everson Davis	g	3-8	0-1	0-0	1	0	1	2	6	0	1	0	2	18		
33	J.C. Show	g	5-16	3-8	0-0	1	3	4	2	13	5	2	0	0	38		
00	Fard Muhammad	g	3-8	3-7	0-0	0	1	1	1	9	0	1	0	1	19		
05	Tyler Stewart	g	5-9	1-1	1-2	2	3	5	2	12	0	0	0	1	16		
15	Bobby Ahearn	g	1-2	0-1	0-0	0	2	2	3	2	1	0	0	0	14		
20	Caleb Stewart	g	1-2	0-0	0-0	1	1	2	2	2	2	2	0	0	13		
41	Dusan Perovic	g	0-1	0-1	0-0	0	0	0	1	0	0	0	0	0	3		
	Team					2	0	2									
	<b>Totals</b>		<b>27-66</b>	<b>9-23</b>	<b>2-5</b>	<b>13</b>	<b>18</b>	<b>31</b>	<b>18</b>	<b>65</b>	<b>11</b>	<b>15</b>	<b>2</b>	<b>8</b>	<b>200</b>		

FG % 1st Half: 15-31 48.4% 2nd half: 12-35 34.3% Game: 27-66 40.9%  
 3FG % 1st Half: 5-10 50.0% 2nd half: 4-13 30.8% Game: 9-23 39.1%  
 FT % 1st Half: 1-2 50.0% 2nd half: 1-3 33.3% Game: 2-5 40.0%

**Penn State 80 • 10-3**

#	Player	Total			3-Ptr			Rebounds			PF	TP	A	TO	Blk	Stl	Min
		FG	FGA	FT	FTA	Off	Def	Tot	FG	FGA							
11	Stevens, Lamar	f	6-14	0-1	4-6	2	6	8	3	16	1	3	0	1	36		
24	Watkins, Mike	f	5-8	0-0	2-4	2	9	11	2	12	1	1	3	1	32		
10	Carr, Tony	g	6-12	2-5	1-1	0	4	4	1	15	2	0	1	0	36		
23	Reaves, Josh	g	6-9	2-3	1-2	1	1	2	15	4	3	1	2	29			
33	Garner, Shep	g	5-7	5-7	0-0	0	1	1	15	2	1	1	0	1	34		
03	Pierce, Satchel	g	0-0	0-0	0-2	1	0	1	0	0	1	0	0	2	9		
04	Bostick, Nazeer	g	1-1	0-0	0-0	0	2	2	0	2	0	0	0	1	11		
05	Wheeler, Jamari	g	2-3	1-1	0-0	2	1	3	1	5	0	4	0	0	13		
35	Buttrick, Trent	g	0-0	0-0	0-0	0	0	0	0	0	0	2	0	0	3		
44	Moore, Julian	g	0-0	0-0	0-0	0	2	2	0	0	0	0	0	0	7		
	Team					1	1	2									
	<b>Totals</b>		<b>31-54</b>	<b>10-17</b>	<b>8-15</b>	<b>9</b>	<b>27</b>	<b>36</b>	<b>10</b>	<b>80</b>	<b>17</b>	<b>17</b>	<b>4</b>	<b>7</b>	<b>200</b>		

FG % 1st Half: 16-31 51.6% 2nd half: 15-23 65.2% Game: 31-54 57.4%  
 3FG % 1st Half: 5-10 50.0% 2nd half: 5-7 71.4% Game: 10-17 58.8%  
 FT % 1st Half: 2-5 40.0% 2nd half: 6-10 60.0% Game: 8-15 53.3%

Officials: Larry Sciroto, Chris Beaver, Brandon Cruz  
 Technical fouls: Binghamton-None. Penn State-None.  
 Attendance: 4009

Score by periods	1st	2nd	Total
Binghamton	36	29	65
Penn State	39	41	80

Last FG - BING 2nd-00:47, PSU 2nd-02:39.  
 Largest lead - BING by 3 1st-10:39, PSU by 15 2nd-02:39.  
 BING led for 00:17, PSU led for 37:11. Game was tied for 02:32.

Points In Off 2nd Fast Bench  
 BING 36 14 9 10 25  
 PSU 36 17 14 2 7

**Official Basketball Box Score -- Game Totals -- Final Statistics**  
**Rider vs Penn State**  
**12/22/17 7:00 p.m. at University Park, Pa. (Bryce Jordan Ctr.)**

14

**Rider 71 • 7-5**

#	Player	Total			3-Ptr			Rebounds			PF	TP	A	TO	Blk	Stl	Min
		FG	FGA	FT	FTA	Off	Def	Tot	FG	FGA							
14	Vaughn, Dimencio	f	6-9	2-5	2-3	0	7	7	3	16	0	2	0	1	33		
20	Marshall, Tyere	c	6-13	0-0	3-5	1	3	4	3	15	0	1	1	0	34		
02	Allen, Jordan	g	3-15	2-10	0-0	0	6	6	1	8	0	0	0	2	23		
23	Durham, Anthony	g	2-5	2-5	0-0	0	0	0	4	6	3	0	0	0	29		
12	Jordan, Stevie	g	4-10	2-4	0-0	1	3	4	4	12	7	2	0	2	32		
05	Randall, Tyrei	g	0-0	0-0	0-0	0	0	0	0	0	0	0	0	0	2		
10	Washington-Ives, Kea	g	0-1	0-0	0-0	0	2	2	0	2	0	1	2	0	12		
11	Eke, Devine	g	0-0	0-0	0-0	0	0	0	0	0	0	0	0	0	4		
13	Scott, Frederick	g	5-8	1-2	3-9	3	6	9	2	14	0	3	1	0	22		
15	Cisse, Karamoko	g	0-2	0-0	0-0	0	1	1	0	0	0	0	0	0	6		
44	Wilson, Paxton	g	0-1	0-1	0-0	0	1	1	1	0	0	0	0	0	3		
	Team					5	1	6									
	<b>Totals</b>		<b>26-64</b>	<b>9-27</b>	<b>10-19</b>	<b>10</b>	<b>30</b>	<b>40</b>	<b>20</b>	<b>71</b>	<b>11</b>	<b>12</b>	<b>2</b>	<b>5</b>	<b>200</b>		

FG % 1st Half: 11-29 37.9% 2nd half: 15-35 42.9% Game: 26-64 40.6%  
 3FG % 1st Half: 5-13 38.5% 2nd half: 4-14 28.6% Game: 9-27 33.3%  
 FT % 1st Half: 4-7 57.1% 2nd half: 6-12 50.0% Game: 10-19 52.6%

**Penn State 70 • 10-4**

#	Player	Total			3-Ptr			Rebounds			PF	TP	A	TO	Blk	Stl	Min
		FG	FGA	FT	FTA	Off	Def	Tot	FG	FGA							
11	Stevens, Lamar	f	5-15	0-1	0-2	4	7	11	4	10	6	1	1	0	30		
24	Watkins, Mike	f	4-5	0-0	2-2	0	9	9	4	10	0	2	4	0	24		
10	Carr, Tony	g	3-14	2-6	2-2	0	4	4	1	10	2	1	1	0	32		
23	Reaves, Josh	g	3-8	0-3	4-4	4	9	13	3	10	8	1	5	36			
33	Garner, Shep	g	6-12	6-11	0-0	1	1	2	0	18	0	3	0	0	35		
03	Pierce, Satchel	g	0-0	0-0	0-0	0	0	0	1	0	0	2	0	0	3		
04	Bostick, Nazeer	g	1-1	1-1	1-2	0	1	1	3	4	0	2	1	0	12		
05	Wheeler, Jamari	g	2-3	0-1	0-2	1	1	2	2	4	0	0	0	1	14		
21	Harrar, John	g	0-0	0-0	0-1	0	0	0	1	0	0	1	0	0	2		
44	Moore, Julian	g	2-4	0-0	0-0	0	0	0	0	4	0	0	4	1	12		
	Team					0	0	0									
	<b>Totals</b>		<b>26-62</b>	<b>9-23</b>	<b>9-15</b>	<b>10</b>	<b>32</b>	<b>42</b>	<b>19</b>	<b>70</b>	<b>16</b>	<b>13</b>	<b>12</b>	<b>7</b>	<b>200</b>		

FG % 1st Half: 14-34 41.2% 2nd half: 12-28 42.9% Game: 26-62 41.9%  
 3FG % 1st Half: 7-12 58.3% 2nd half: 2-11 18.2% Game: 9-23 39.1%  
 FT % 1st Half: 0-1 0.0% 2nd half: 9-14 64.3% Game: 9-15 60.0%

Officials: Rob Riley, Steve McLunkins, Edwin Young  
 Technical fouls: Rider-Allen, Jordan. Penn State-Bostick, Nazeer.  
 Attendance: 4217

Score by periods	1st	2nd	Total
Rider	31	40	71
Penn State	35	35	70

Last FG - RID 2nd-00:00, PSU 2nd-00:22.  
 Largest lead - RID by 3 1st-19:30, PSU by 10 2nd-14:18.  
 RID led for 02:41, PSU led for 35:08. Game was tied for 02:11.

Points In Off 2nd Fast Bench  
 RID 32 4 9 12 14  
 PSU 30 9 13 4 12

**Official Basketball Box Score -- Game Totals -- Final Statistics**  
**Coppin State vs Penn State**  
**12/30/17 1:00 p.m. at University Park, Pa. (Bryce Jordan Ctr.)**

15

**Coppin State 43 • 0-15**

#	Player	Total			3-Ptr			Rebounds			PF	TP	A	TO	Blk	Stl	Min
		FG	FGA	FT	FTA	Off	Def	Tot	FG	FGA							
00	TRAORE, Adam	f	2-3	0-1	1-2	1	3	4	4	5	1	2	0	1	23		
05	COUNCIL, Cedric	f	3-8	1-4	4-5	1	3	4	0	11	1	1	1	0	32		
20	HARDWICK, Jordan	f	2-3	1-1	0-0	0	0	0	5	5	0	2	1	0	8		
10	DAVIS, Karonn	g	1-8	0-2	3-4	0	2	2	0	5	3	5	0	1	29		
22	MORGAN, Lamar	g	0-5	0-3	1-3	0	6	6	0	1	2	1	0	0	24		
04	THOMAS, Tre	g	3-9	3-4	0-0	0	1	1	3	9	0	3	0	1	32		
15	SIMPSON, Blake	g	2-3	0-0	0-0	0	2	2	0	4	0	1	0	0	20		
21	BROWNLEE, Lucian	g	1-5	1-3	0-0	0	1	1	4	3	1	1	0	1	19		
24	FAIR, Keandre	g	0-2	0-2	0-0	0	2	2	0	0	0	0	0	1	13		
	Team					2	0	2									
	<b>Totals</b>		<b>14-46</b>	<b>6-20</b>	<b>9-14</b>	<b>4</b>	<b>20</b>	<b>24</b>	<b>18</b>	<b>43</b>	<b>8</b>	<b>18</b>	<b>2</b>	<b>5</b>	<b>200</b>		

FG % 1st Half: 8-23 34.8% 2nd half: 6-23 26.1% Game: 14-46 30.4%  
 3FG % 1st Half: 3-9 33.3% 2nd half: 3-11 27.3% Game: 6-20 30.0%  
 FT % 1st Half: 4-6 66.7% 2nd half: 5-8 62.5% Game: 9-14 64.3%

**Penn State 88 • 11-4**

#	Player	Total			3-Ptr			Rebounds			PF	TP	A	TO	Blk	Stl	Min
		FG	FGA	FT	FTA	Off	Def	Tot	FG	FGA							
11	Stevens, Lamar	f	4-11	1-4	2-2	1	4	5	1	11	2	2	0	1	19		
24	Watkins, Mike	f	3-6	0-0	5-5												

# 2017-18 PENN STATE BOX SCORES

**Official Basketball Box Score -- Game Totals -- Final Statistics**  
**Northwestern vs Penn State**  
**1/5/18 8:00 p.m. at University Park, Pa. (Bryce Jordan Ctr.)**

**17**

**Northwestern 63 • 10-7, 1-3**

#	Player	Total			3-Ptr			Rebounds			PF	TP	A	TO	Blk	Stl	Min
		FG	FGA	FT	FTA	Off	Def	Tot									
4	Vic Law	f	3-7	1-3	1-1	1	5	6	4	8	5	1	0	3	30		
44	Gavin Skelly	f	2-6	1-3	2-2	2	2	4	3	7	0	2	0	1	19		
5	Derek Pardon	c	3-6	0-0	0-0	2	2	4	5	6	1	1	1	1	32		
20	Scottie Lindsey	g	3-17	3-11	0-0	0	4	4	1	9	1	4	1	1	34		
30	Bryant McIntosh	g	6-14	4-6	2-2	2	1	3	3	18	4	5	0	2	34		
11	Anthony Gaines	g	2-4	0-1	1-1	0	0	0	1	5	0	0	0	0	13		
12	Isiah Brown	g	1-3	0-1	0-0	2	0	2	1	2	0	0	0	0	8		
23	Jordan Ash	g	2-3	2-2	0-0	0	2	2	0	6	0	1	0	0	16		
25	Barret Benson	g	1-1	0-0	0-0	1	1	2	2	2	0	1	0	0	12		
35	Aaron Falzon	g	0-1	0-1	0-0	0	0	0	1	0	0	0	0	0	2		
	Team					0	0	0									
	Totals		23-62	11-28	6-6	10	17	27	21	63	11	15	2	8	200		

FG % 1st Half: 13-32 40.6% 2nd half: 10-30 33.3% Game: 23-62 37.1% Deadball Rebounds 0  
 3FG % 1st Half: 5-13 38.5% 2nd half: 6-15 40.0% Game: 11-28 39.3%  
 FT % 1st Half: 3-3 100.0 2nd half: 3-3 100.0 Game: 6-6 100.0

**Penn State 78 • 12-5, 2-2**

#	Player	Total			3-Ptr			Rebounds			PF	TP	A	TO	Blk	Stl	Min
		FG	FGA	FT	FTA	Off	Def	Tot									
11	Stevens, Lamar	f	14-19	1-3	1-3	2	3	5	1	30	2	4	0	1	37		
24	Watkins, Mike	f	5-6	0-0	8-11	4	13	17	2	18	0	2	4	2	31		
10	Carr, Tony	g	3-13	1-4	5-7	0	4	4	2	12	5	1	0	0	30		
23	Reaves, Josh	g	3-5	1-1	0-1	2	4	6	3	7	1	2	2	1	24		
33	Garner, Shep	g	1-4	0-2	0-0	0	2	2	2	1	2	1	2	1	31		
40	Bostick, Nazeer	g	1-2	0-1	0-0	0	1	1	0	2	1	1	0	0	19		
05	Wheeler, Jamari	g	2-5	0-2	0-0	1	1	2	0	4	5	3	0	3	19		
44	Moore, Julian	g	1-1	0-0	1-1	1	0	1	1	3	0	0	0	0	9		
	Team					2	0	2									
	Totals		30-55	3-13	15-23	12	28	40	11	78	15	16	8	9	200		

FG % 1st Half: 17-24 70.8% 2nd half: 13-31 41.9% Game: 30-55 54.5% Deadball Rebounds 4.1  
 3FG % 1st Half: 2-6 33.3% 2nd half: 1-7 14.3% Game: 3-13 23.1%  
 FT % 1st Half: 5-8 62.5% 2nd half: 10-15 66.7% Game: 15-23 65.2%

Officials: Donnie Eppley, Chris Beaver, Steve McJunkins  
 Technical fouls: Northwestern-None. Penn State-None.  
 Attendance: 4682

Score by periods	1st	2nd	Total
Northwestern	34	29	63
Penn State	41	37	78

Points	In	Off	2nd	Fast	Bench
NU	18	14	13	6	15
PSU	48	19	14	6	9

Last FG - NU 2nd-01:34, PSU 2nd-00:12.  
 Largest lead - NU None, PSU by 17 2nd-03:19.  
 NU led for 00:00. PSU led for 38:59. Game was tied for 01:01.

Score tied - 1 time.  
 Lead changed - 0 times.

**Official Basketball Box Score -- Game Totals -- Final Statistics**  
**Penn State vs Indiana**  
**01/09/18 6:30pm at Simon Skjodt Assembly Hall**

**18**

**Penn State 70 • 12-6, 2-3**

#	Player	Total			3-Ptr			Rebounds			PF	TP	A	TO	Blk	Stl	Min
		FG	FGA	FT	FTA	Off	Def	Tot									
11	Stevens, Lamar	f	9-15	2-3	0-3	0	7	7	3	20	1	2	1	1	36		
24	Watkins, Mike	f	4-4	0-0	2-3	4	8	12	3	10	1	3	0	2	27		
40	Bostick, Nazeer	g	2-6	1-2	0-0	1	4	5	4	5	0	3	0	1	25		
10	Carr, Tony	g	9-20	1-4	9-10	0	2	2	3	28	3	5	0	0	39		
33	Garner, Shep	g	2-4	2-4	0-0	0	1	1	4	6	0	0	0	0	34		
03	Pierce, Satchel	g	0-0	0-0	0-0	0	1	1	1	0	0	0	0	0	8		
05	Wheeler, Jamari	g	0-2	0-1	1-2	0	1	1	1	1	0	2	1	2	22		
44	Moore, Julian	g	0-1	0-0	0-0	0	1	1	1	0	1	0	1	0	9		
	Team					0	1	1									
	Totals		26-52	6-14	12-18	5	26	31	20	70	8	14	4	5	200		

FG % 1st Half: 14-30 46.7% 2nd half: 12-22 54.5% Game: 26-52 50.0% Deadball Rebounds 3.1  
 3FG % 1st Half: 3-9 33.3% 2nd half: 3-5 60.0% Game: 6-14 42.9%  
 FT % 1st Half: 0-0 0.0% 2nd half: 12-18 66.7% Game: 12-18 66.7%

**Indiana 74 • 10-7, 3-2**

#	Player	Total			3-Ptr			Rebounds			PF	TP	A	TO	Blk	Stl	Min
		FG	FGA	FT	FTA	Off	Def	Tot									
03	Smith, Justin	f	1-3	0-0	0-0	1	1	2	3	2	0	1	0	0	6		
13	Morgan, Juwan	g	8-16	2-5	3-4	3	8	11	0	21	2	1	0	1	39		
02	Newkirk, Josh	g	4-8	1-4	7-8	0	1	1	3	16	4	0	0	0	30		
40	Johnson, Robert	g	3-13	1-7	3-3	0	5	5	3	10	2	4	0	2	32		
15	McRoberts, Zach	g	0-0	0-0	0-0	1	5	6	5	0	3	1	0	3	26		
11	Durham, Ajonte	g	0-2	0-1	0-0	0	1	1	1	0	1	0	1	0	11		
01	Green, Devonte	g	4-9	1-3	4-4	0	1	1	2	13	1	0	0	0	21		
21	McSwain Jr., Freddie	g	1-2	0-1	0-2	2	0	2	2	2	1	0	0	0	8		
30	Hartman, Collin	g	4-9	1-6	1-1	3	2	5	1	10	0	0	0	0	27		
	Team					2	0	2									
	Totals		25-62	6-27	18-22	12	24	36	20	74	14	9	1	6	200		

FG % 1st Half: 12-34 35.3% 2nd half: 13-28 46.4% Game: 25-62 40.3% Deadball Rebounds 2  
 3FG % 1st Half: 3-17 17.6% 2nd half: 3-10 30.0% Game: 6-27 22.2%  
 FT % 1st Half: 8-9 88.9% 2nd half: 10-13 76.9% Game: 18-22 81.8%

Officials: Terry Oglesby, Kelly Pfeifer, Eric Curry  
 Technical fouls: Penn State-None. Indiana-None.  
 Attendance: 17222

Score by periods	1st	2nd	Total
Penn State	31	39	70
Indiana	35	39	74

Points	In	Off	2nd	Fast	Bench
PSU	30	9	4	4	1
IND	38	11	11	4	25

Last FG - PSU 2nd-00:02, IND 2nd-02:29.  
 Largest lead - PSU by 11 05:40, IND by 11 2nd-15:16.  
 PSU led for 00:59. IND led for 36:06. Game was tied for 02:55.

Score tied - 4 times.  
 Lead changed - 2 times.

**Official Basketball Box Score -- Game Totals -- Final Statistics**  
**Nebraska vs Penn State**  
**1/12/18 7:00 p.m. at University Park, Pa. (Bryce Jordan Ctr.)**

**19**

**Nebraska 74 • 12-7, 3-3**

#	Player	Total			3-Ptr			Rebounds			PF	TP	A	TO	Blk	Stl	Min
		FG	FGA	FT	FTA	Off	Def	Tot									
14	Copeland, Isaac	f	7-13	2-5	5-7	3	5	8	2	21	2	0	1	2	37		
00	Okeke, Duby	c	0-1	0-0	0-0	0	0	0	1	0	0	1	0	0	12		
05	Watson Jr., Glynn	g	7-20	3-7	4-6	1	4	5	1	21	2	2	1	1	38		
11	Taylor, Evan	g	0-4	0-1	0-0	1	2	3	0	2	1	0	2	27			
24	Palmer Jr., James	g	1-9	0-1	3-4	3	1	4	3	5	3	1	0	0	20		
10	McVeigh, Jack	g	0-1	0-1	0-0	0	2	2	3	0	0	1	1	1	21		
12	Allen, Thomas	g	2-5	1-3	0-0	0	1	1	0	5	0	1	0	0	8		
13	Gill, Anton	g	4-8	2-5	0-0	0	2	2	1	10	0	0	0	0	21		
15	Roby, Isaiah	g	4-7	1-3	3-5	0	6	6	1	12	3	0	2	1	18		
20	Borchardt, Tanner	g	0-0	0-0	0-2	2	2	4	2	0	1	0	0	0	13		
	Team					1	0	1									
	Totals		25-68	9-26	15-24	11	25	36	17	74	12	7	6	7	225		

FG % 1st Half: 9-32 28.1% 2nd half: 14-32 43.8% OT: 2-4 50.0% Game: 25-68 36.8% Deadball Rebounds 5.1  
 3FG % 1st Half: 3-11 27.3% 2nd half: 4-12 33.3% OT: 2-3 66.7% Game: 9-26 34.6%  
 FT % 1st Half: 3-4 75.0% 2nd half: 9-16 56.3% OT: 3-4 75.0% Game: 15-24 62.5%

**Penn State 76 • 13-6, 3-3**

#	Player	Total			3-Ptr			Rebounds			PF	TP	A	TO	Blk	Stl	Min
		FG	FGA	FT	FTA	Off	Def	Tot									
11	Stevens, Lamar	f	10-18	2-3	4-5	1	6	7	3	26	2	4	0	0	40		
24	Watkins, Mike	f	7-8	0-0	6-8	3	12	15	3	20	0	2	0	0	39		
05	Wheeler, Jamari	g	0-4	0-0	0-0	2	3	5	2	0	3	1	0	1	26		
10	Carr, Tony	g	5-21	3-9	4-6	2	2	4	4	17	8	4	0	1	40		
33	Garner, Shep	g	2-5	2-4	0-0	2	2	4	3	6	2	1	0	0	38		
01	Zemgulis, Deivis	g	0-1	0-1	0-0	0	2	2	0	0	0	0	0	0	7		
04	Bostick, Nazeer	g	2-6	0-2	3-5	2											

# TV / RADIO ROSTER



**1**  
**DEIVIS ZEMGULIS**  
Jr. | F | 6-6 | 220  
Kaunas, Lithuania




**3**  
**SACHEL PIERCE**  
Jr. | F | 7-0 | 255  
Barberton, Ohio



**4**  
**NAZEER BOSTICK**  
So. | G | 6-4 | 203  
Philadelphia, Pa.



**5**  
**JAMARI WHEELER**  
Fr. | G | 6-1 | 170  
Live Oak, Fla.



**10**  
**TONY CARR**  
So. | G | 6-5 | 204  
Philadelphia, Pa.



**11**  
**LAMAR STEVENS**  
So. | F | 6-8 | 226  
North Wales, Pa.



**20**  
**TAYLOR NUSSBAUM**  
Fr. | G | 6-2 | 175  
South Salem, N.Y.



**21**  
**JOHN HARRAR**  
Fr. | F | 6-9 | 243  
Wallingford, Pa.



**22**  
**GRANT HAZLE**  
So. | F | 6-5 | 192  
Kingwood, Texas




**23**  
**JOSH REAVES**  
Jr. | G | 6-4 | 210  
Fairfax, Va.



**24**  
**MIKE WATKINS**  
R-So. | F | 6-9 | 254  
Philadelphia, Pa.



**33**  
**SHEP GARNER**  
Sr. | G | 6-2 | 196  
Chester, Pa.



**35**  
**TRENT BUTTRICK**  
Fr. | F | 6-8 | 234  
Bloomsburg, Pa.



**44**  
**JULIAN MOORE**  
Gr. | F | 6-10 | 248  
Philadelphia, Pa.



**PATRICK CHAMBERS**  
Head Coach  
Seventh Season



**KEITH URGO**  
Associate Head Coach  
Seventh Season



**DWAYNE ANDERSON**  
Assistant Coach  
Fifth Season



**JIM FERRY**  
Assistant Coach  
First Season



**ROSS CONDON**  
Dir. of Operations  
Seventh Season



**DAVID CAPORALETTI**  
Dir. of Player Development  
Seventh Season



**JONATHAN SALAZER**  
Athletic Trainer  
21st Season



**GREG MISKINIS**  
Strength Coach  
Second Season



**DR. GREG BILLY**  
Team Physician  
Seventh Season



**NICHOLAS COLELLA**  
Dir. of Recruiting  
Third Season





# NAZEER BOSTICK

# 4

**G • 6-4 • 204**  
**SOPHOMORE**  
**PHILADELPHIA, PA**  
**(ROMAN CATHOLIC)**

## AS A SOPHOMORE (2017-18)

- Scored Big Ten career best with eight points in league career best 31 minutes vs. Minnesota.
- Hit a jumper in overtime to help the Nittany Lions defeat Nebraska and finished with a then-Big Ten-best seven points.
- Earned his third start of season and career at Indiana and played 25 minutes. Had five points off two field goals, including a three-pointer, his fifth trey (5-9) over five games.
- Played 19 minutes vs. Northwestern and had his fourth block in five games.
- Scored five points and had one rebound in eight minutes at Maryland.
- Has connected for a field goal in nine straight games and has a three-pointer in three of the last six games after making his first career trey vs. Rider.
- Played 18 minutes vs. Coppin State and scored seven points with two 3-pointers. Also had a sky-high block for his second in as many games.
- Made his first career three-pointer vs. Rider. Recorded first block of 2017-18.
- Started at George Mason and scored six points, had four rebounds and two assists.
- Missed the George Washington game.
- Gave quality minutes in defensive effort in win at Iowa and had seven minutes with one assist vs. Wisconsin.
- Went 6-6 from the free throw line at N.C. State and added three rebounds, assist and steal.
- Shared team lead in scoring with Jamari Wheeler with 14 points vs. Oral Roberts (11/24). Tied his career high with five field goals against Golden Eagles.
- Had 10 points off 4-5 shooting against Pittsburgh and had career bests in assists (4) and steals (4).
- Had 10 points vs. Columbia, going 6-6 from the free throw line. Pulled down a career-best eight rebounds with a then-career-best three assists and tying his steals mark at the time (2).
- Upped his minutes on the court to 22 vs. Montana.
- Scored then-career-best 12 points in 20 minutes of action vs. Fairleigh Dickinson (11-12).
- First player off the bench and inserted into the starting lineup vs. Columbia due to injuries to guards Tony Carr and Josh Reaves.
- Had four points, two steals and two rebounds in 15 minutes of play in the opener vs. Campbell.

## ► BOSTICK'S CAREER HIGHS

### Points

Career ..... 14, vs. Oral Roberts, 11/24/17  
B1G Career .....8, vs. Minnesota (ot), 1/15/18  
..... regulation: 5, 2x, last at Indiana, 1/9/18

### Rebounds

Career ..... 8, vs. Columbia, 11/17/17  
B1G Career 5, 2x, last vs. Nebraska (ot), 1/12/18

### Assists

Career ..... 4, vs. Pittsburgh, 11/20/17  
B1G Career .....2, vs. Minnesota (ot) 1/15/18  
.... regulation: 1, 5x, last vs. Northwestern, 1/5/18

### Blocks

Career ..... 1, 7x, last vs. Northwestern, 1/5/18  
B1G Career .....1, 6x, last vs. Northwestern, 1/5/18

### Steals

Career .....4, vs. Pittsburgh, 11/17/17  
B1G Career .....2, at Nebraska, 2/14/17

### Minutes

Career .....35, vs. Columbia, 11/17/17  
B1G Career .....31, vs. Minnesota (ot), 1/15/18

### Field Goals - Made

Career ..... 5, 2x, last vs. Oral Roberts, 11/24/17  
B1G Career .....3, vs. Minnesota (ot), 1/15/18  
..... regulation: 2, 3x, last at Indiana, 1/9/18

### Field Goals - Attempted

Career ..... 11, vs. Columbia, 11/17/17  
B1G Career .....6, 2x, last vs. Nebraska, 1/12/18

### 3-Point Field Goals - Made

Career ..... 2, vs. Coppin State, 12/30/17  
B1G Career ..... 1, 2x, last at Indiana, 1/9/18

### 3-Point Field Goals - Attempted

Career ..... 4, vs. Coppin State, 12/30/17  
B1G Career . 2, 4x, last vs. Minnesota (ot), 1/15/18

### Free Throws - Made

Career ..... 6, 2x, last at N.C. State, 11/29/17  
B1G Career .....3, vs. Nebraska (ot), 1/12/18  
..... regulation: 2, at Nebraska, 2/14/17

### Free Throws - Attempted

Career ..... 6, 3x, last at N.C. State, 11/29/17  
B1G Career .....5 vs. Nebraska (ot), 1/12/18  
..... regulation: 2, at Nebraska, 2/14/17

Opponent	Date	qs	min	Total		3-Pointers		Free throws		Rebounds				Other					pts	avg
				fg-fga	pct	3fg-fga	pct	ft-fga	pct	off	def	tot	avg	pf	a	t/o	blk	stl		
CAMPBELL	11/10/17	14	2-6	.333	0-0	.000	0-0	.000	0	2	2	2.0	4	0	2	0	2	4	4.0	
FAIRLEIGH DICKINSON	11/12/17	20	5-7	.714	0-0	.000	2-3	.667	1	1	2	2.0	0	0	2	0	1	12	8.0	
MONTANA	11/15/17	22	1-4	.250	0-0	.000	0-1	.000	1	0	1	1.7	2	0	2	0	0	2	6.0	
COLUMBIA	11/17/17 *	35	2-11	.182	0-2	.000	6-6	1.000	2	6	8	3.3	2	3	2	0	2	10	7.0	
vs Pittsburgh	11/20/17	20	4-5	.800	0-0	.000	2-4	.500	1	1	2	3.0	0	4	0	0	4	10	7.6	
vs Texas A&M	11/21/17	8	0-1	.000	0-0	.000	1-2	.500	0	0	0	2.5	1	0	1	0	0	1	6.5	
ORAL ROBERTS	11/24/17	23	5-9	.556	0-1	.000	4-6	.667	3	2	5	2.9	0	0	1	0	0	14	7.6	
at NC State	11/29/17	22	0-3	.000	0-0	.000	6-6	1.000	1	2	3	2.9	2	1	3	0	1	6	7.4	
at Iowa	12/02/17	8	0-1	.000	0-0	.000	0-0	.000	0	1	1	2.7	0	1	1	0	1	0	6.6	
WISCONSIN	12/4/17	7	0-0	.000	0-0	.000	0-0	.000	0	0	0	2.4	1	1	2	0	0	0	5.9	
at George Mason	12/17/17 *	27	3-6	.500	0-3	.000	0-0	.000	0	4	4	2.5	2	2	2	0	0	6	5.9	
BINGHAMTON	12/19/17	11	1-1	1.000	0-0	.000	0-0	.000	0	2	2	2.5	0	0	0	0	1	2	5.6	
RIDER	12/22/17	12	1-1	1.000	1-1	1.000	1-2	.500	0	1	1	2.4	3	0	2	1	0	4	5.5	
COPPIN STATE	12/30/17	18	2-4	.500	2-4	.500	1-2	.500	1	1	2	2.4	1	1	2	1	0	7	5.6	
at Maryland	01/02/18	8	2-3	.667	1-1	1.000	0-0	.000	0	1	1	2.3	1	0	0	0	0	5	5.5	
NORTHWESTERN	1/5/18	19	1-2	.500	0-1	.000	0-0	.000	0	1	1	2.2	0	1	1	1	0	2	5.3	
at Indiana	01/09/18 *	25	2-6	.333	1-2	.500	0-0	.000	1	4	5	2.4	4	0	3	0	1	5	5.3	
NEBRASKA	1/12/18	27	2-6	.333	0-2	.000	3-5	.600	2	3	5	2.5	3	0	0	0	1	7	5.4	
MINNESOTA	1/15/18	31	3-5	.600	0-2	.000	2-2	1.000	2	1	3	2.5	3	2	0	0	1	8	5.5	
Totals		3	357	36-81	.444	5-19	.263	28-39	.718	15	33	48	2.5	29	16	26	3	15	105	5.5

Season	GP-GS	Min/Avg	Total		3-Point		FT-FTA		Rebounds				Scoring							
			FG-FGA	Pct.	FG-FGA	Pct.	Pct.	Pct.	Off	Def	Total	Avg.	PF	DQ	A	T	B	S	Pts.	Avg.
2016-17	18-0	120/6.7	9-29	.310	0-9	.000	5-5	1.000	2	11	13	0.7	13	0	6	11	4	7	23	1.3
2017-18	19-3	357/18.8	36-81	.444	5-19	.263	28-39	.718	15	33	48	2.5	29	0	16	26	3	15	105	5.5
TOTAL	37-3	477/12.9	45-110	.409	5-28	.179	33-44	.750	17	44	61	1.6	42	0	22	37	7	22	128	3.5



# TRENT BUTTRICK

# 35

F • 6-8 • 234  
**FRESHMAN**  
**BLOOMINGTON, PA**  
**(COMMUNITY SCHOOL**  
**OF NAPLES (FL))**

## AS A FRESHMAN (2017-18)

- Recorded block in two minutes of action vs. Nebraska and has played in eight games.
- Made his first career three-point field goal vs. Coppin State.
- First off the bench vs. George Washington and grabbed a career-best five rebounds in a career-best seven minutes of action.
- Played four minutes vs. Oral Roberts.
- Scored two points vs. Pittsburgh with three rebounds in three minutes of play.
- Saw one minute of action vs. Fairleigh Davidson and pulled down a defensive rebound.

### ► BUTTRICK'S CAREER HIGHS

<b>Points</b>	Career .....3, vs. Coppin State, 12/30/17
B1G Career .....	
<b>Rebounds</b>	Career ..... 5, vs. Geo. Washington, 11/20/17
B1G Career .....	
<b>Assists</b>	Career .....
B1G Career .....	
<b>Blocks</b>	Career ..... 1 vs. Nebraska (ot), 1/12/18
B1G Career .....	1 vs. Nebraska (ot), 1/12/18
<b>Steals</b>	Career .....
B1G Career .....	
<b>Minutes</b>	Career .....9, vs. Coppin State, 12/30/17
B1G Career .....	
<b>Field Goals - Made</b>	Career ... 1, 2x, last vs. Coppin State, 12/30/17
B1G Career .....	
<b>Field Goals - Attempted</b>	Career .....3, vs. Coppin State, 12/30/17
B1G Career .....	2 vs. Nebraska (ot), 1/12/18
<b>3-Point Field Goals - Made</b>	Career ..... 1, vs. Coppin State, 12/30/17
B1G Career .....	
<b>3-Point Field Goals - Attempted</b>	Career .....3, vs. Coppin State, 12/30/17
B1G Career .....	1, vs. Nebraska (ot), 1/12/18
<b>Free Throws - Made</b>	Career .....
B1G Career .....	
<b>Free Throws - Attempted</b>	Career .....2, vs. Pittsburgh, 11/20/17
B1G Career .....	

Opponent	Date	gs	min	Total		3-Pointers		Free throws		Rebounds				pf	a	t/o	blk	stl	pts	avg
				fg-fga	pct	3fg-fga	pct	ft-fa	pct	off	def	tot	avg							
FAIRLEIGH DICKINSON	11/12/17	1	0-0	.000	0-0	.000	0-0	.000	0	1	1	1.0	0	0	0	0	0	0	0	0.0
vs Pittsburgh	11/20/17	3	1-2	.500	0-0	.000	0-2	.000	2	1	3	2.0	2	0	1	0	0	2	1.0	
ORAL ROBERTS	11/24/17	4	0-1	.000	0-0	.000	0-0	.000	0	0	0	1.3	0	0	0	0	0	0	0.7	
GEORGE WASHINGTON	12/9/17	7	0-1	.000	0-0	.000	0-0	.000	1	4	5	2.3	3	0	2	0	0	0	0.5	
at George Mason	12/17/17	4	0-0	.000	0-0	.000	0-0	.000	0	0	0	1.8	0	0	0	0	0	0	0.4	
BINGHAMTON	12/19/17	3	0-0	.000	0-0	.000	0-0	.000	0	0	0	1.5	0	0	2	0	0	0	0.3	
COPPIN STATE	12/30/17	9	1-3	.333	1-3	.333	0-0	.000	0	1	1	1.4	2	0	2	0	0	3	0.7	
NEBRASKA	1/12/18	2	0-2	.000	0-1	.000	0-0	.000	0	0	0	1.3	0	0	0	1	0	0	0.6	
<b>Totals</b>		0	33	2-9	.222	1-4	.250	0-2	.000	3	7	10	1.3	7	0	7	1	0	5	0.6

Season	GP-GS	Min/Avg	Total		3-Point		FT-FTA	Pct.	Rebounds				PF	DQ	A	T	B	S	Scoring	
			FG-FGA	Pct.	FG-FGA	Pct.			Off	Def	Total	Avg.							Pts.	Avg.
2017-18	8-0	33/4.1	2-9	.222	1-4	.250	0-2	.000	3	7	10	1.3	7	0	0	7	1	0	5	0.6
<b>TOTAL</b>	8-0	33/4.1	2-9	.222	1-4	.250	0-2	.000	3	7	10	1.3	7	0	0	7	1	0	5	0.6



# TONY CARR

# 10

**G • 6-5 • 204**  
**SOPHOMORE**  
**PHILADELPHIA, PA**  
**(ROMAN CATHOLIC)**

## AS A SOPHOMORE (2017-18)

- Tied his overall career-high and had a Big Ten best 33 points vs. Minnesota in overtime. Had 25 points after the break on 9-20 shooting.
- Scored nine of Penn State's 11 points in overtime and hit the gamewinner vs. Nebraska. Finished with 17 points, including three three-pointers, and eight assists in 40 minutes.
- Had 18 of his Big Ten career-best 28 points in the second half with seven points and an assist in the final 30 seconds at Indiana.
- "Quiet" 12 points vs. Northwestern with 10 coming in the second half. Also had five assists.
- Scored 16 points and had eight assists at Maryland (1/2). Also had three offensive rebounds.
- Razor sharp vs. Coppin State going 7-9 from the field and 3-4 from beyond the arc for 21 points. Was 5-7 at the half for 15 points (2-3 from 3FG).
- Returned to action after missing the George Mason game with 15 points and a regulation-game career-best nine assists vs. Binghamton.
- Was 6-12 against both Binghamton & George Washington and averaged 6.5 assists in those games.
- Had 19 points (6-12 FG, 2-3 3FG, 5-6 FT) vs. GW. Also had six rebounds and four assists.
- Second-half offensive production against Wisconsin was 12 points with four field goals and four free throws, finishing with 16 points with a 6-6 effort from the line. Had Big Ten career best with nine rebounds.
- Scored 13 of his 16 points against Hawkeyes in the second half and had career-best nine assists (regulation game) and six rebounds on his final stat line.
- Recorded his 11th career game with 20-plus points with 29 at N.C. State with a career best with 12 field goals made and 25 attempted. Pulled down seven rebounds.
- Sparked Nittany Lions by scoring nine of their first 14 points to start the second half against the Wolfpack.
- Scored 21 of his 31 points against No. 16 Texas A&M in the first half, 12 in the final 3:55 of the period.
- Connected on six field goals (6-9) and had four three-pointers, a career best, in Penn State's 85-54 win over Pittsburgh. Fourteen of his points came in the first half and he collected six rebounds and added five assists and a steal to his final stat line
- Averaged 23.5 points over the two games at the Barclays Center as part of the Legends Classic and earned a spot on the Legends Classic All-Tournament Team with Lamar Stevens.
- Missed the Columbia game due to injury, ending a streak of consecutive games played and starts at 36.
- Had seven points in limited action after leaving the Montana game early in the second half with ankle injury.
- Scored 20 points against Fairleigh Dickinson, including going 9-9 from the free thrown line and duplicated his previous game's effort with seven assists. Also added a career-best three steals.
- "Falling" away jumper against FDU Knights to end the half was No. 3 play on ESPN's SportsCenter.
- Opened season with a team-leading and career-best 33 points vs. Campbell and pulled down nine rebounds. Had seven assists and set a career high with 13 free throws made and 15 attempted. Had only one turnover in 35 minutes of play.

## ► CARR'S CAREER HIGHS

**Points**  
 Career ..... 33, 2x, vs. Minnesota (ot), 1/15/18  
 ..... vs. Campbell, 11/10/17  
 B1G Career ..... 33 vs. Minnesota, 1/15/18  
 ..... regulation: 28, at Indiana, 1/9/18

**Rebounds**  
 Career ..... 12, vs. Wright State, 12/3/16  
 B1G Career ..... 9, vs. Wisconsin, 12/4/17

**Assists**  
 Career ..... 14, at Indiana (3ot), 2/1/17  
 .....regulation: 9, 2x, vs. Binghamton, 12/19/17  
 .....at Iowa, 12/2/17  
 B1G Career ..... 14, at Indiana (3ot), 2/1/17  
 .....regulation: 9, at Iowa, 12/2/17

**Blocks**  
 Career ..... 2, vs. Purdue (ot), 2/21/17  
 .....regulation: 1, 8x, last vs. Rider, 12/22/17  
 B1G Career ..... 2, vs. Purdue (ot), 2/21/17  
 .....regulation: 1, 5x, last vs. Wisconsin, 12/4/17

**Steals**  
 Career ..... 4, vs. Texas A&M, 11/21/17  
 B1G Career ..2, 5x, last vs. Wisconsin, 12/4/17

**Minutes**  
 Career ..... 43, vs. Minnesota (ot), 1/15/18  
 .....regulation: 39, 3x, last at Indiana, 1/9/18  
 Career ..... 43, vs. Minnesota (ot), 1/15/18  
 .....regulation: 39, 2x, last at Indiana, 1/9/18

**Field Goals - Made**  
 Career ..... 12, 2x, vs. Minnesota (ot), 1/15/18  
 .....regulation: at N.C. State, 11/29/17  
 B1G ..... 12, 2x, vs. Minnesota (ot), 1/15/18

**Field Goals - Attempted**  
 Career ..... 30 vs. Minnesota (ot), 1/15/18  
 ..... regulation: 25, at N.C. State, 11/29/17  
 B1G Career ..... 30 vs. Minnesota (ot), 1/15/18  
 ..... regulation: 23, at Maryland, 1/2/18

**3-Point Field Goals - Made**  
 Career ..... 4, 2x, last at Iowa, 12/2/17  
 B1G Career ..... 4, at Iowa, 12/2/17

**3-Point Field Goals - Attempted**  
 Career ..... 9, vs. Nebraska (ot), 1/12/18  
 ..... regulation: 8, at Maryland, 1/2/18  
 B1G Career ..... 9, vs. Nebraska (ot), 1/12/18  
 ..... regulation: 8, at Maryland, 1/2/18

**Free Throws - Made**  
 Career ..... 13, vs. Campbell, 11/10/17  
 B1G Career ..... 11, vs. Rutgers, 2/4/17

**Free Throws - Attempted**  
 Career ..... 15, vs. Campbell, 11/10/17  
 B1G Career ..... 13, vs. Rutgers, 2/4/17

Opponent	Date	gs	min	Total		3-Pointers		Free throws		Rebounds				pf	a	t/o	bik	stl	pts	avg	
				fg-fga	pct	3fg-fga	pct	ft-fa	pct	off	def	tot	avg								
CAMPBELL	11/10/17	*	35	9-23	.391	2-5	.400	13-15	.867	2	7	9	9.0	3	7	1	0	1	33	33.0	
FAIRLEIGH DICKINSON	11/12/17	*	30	5-10	.500	1-2	.500	9-9	1.000	0	4	4	6.5	0	7	2	0	3	20	26.5	
MONTANA	11/15/17	*	19	3-9	.333	1-1	1.000	0-0	.000	1	1	2	5.0	1	2	2	0	0	7	20.0	
vs Pittsburgh	11/20/17	*	26	6-9	.667	4-4	1.000	0-0	.000	0	6	6	5.3	1	5	2	0	1	16	19.0	
vs Texas A&M	11/21/17	*	38	11-20	.550	2-4	.500	7-11	.636	0	1	1	4.4	2	3	2	0	4	31	21.4	
ORAL ROBERTS	11/24/17	*	21	4-5	.800	3-4	.750	2-2	1.000	0	1	1	3.8	3	5	1	0	0	13	20.0	
at NC State	11/29/17	*	39	12-25	.480	2-6	.333	3-4	.750	3	4	7	4.3	5	1	4	0	1	29	21.3	
at Iowa	12/02/17	*	39	5-15	.333	4-6	.667	2-2	1.000	2	4	6	4.5	2	9	2	0	1	16	20.6	
WISCONSIN	12/4/17	*	38	5-22	.227	0-3	.000	6-6	1.000	2	7	9	5.0	3	1	2	1	2	16	20.1	
GEORGE WASHINGTON	12/9/17	*	35	6-12	.500	2-3	.667	5-6	.833	1	5	6	5.1	1	4	3	0	2	19	20.0	
BINGHAMTON	12/19/17	*	36	6-12	.500	2-5	.400	1-1	1.000	0	4	4	5.0	1	9	2	0	1	15	19.5	
RIDER	12/22/17	*	32	3-14	.214	2-6	.333	2-2	1.000	0	4	4	4.9	1	2	1	1	0	10	18.8	
COPPIN STATE	12/30/17	*	18	7-9	.778	3-4	.750	4-5	.800	0	3	3	4.8	0	4	0	0	1	21	18.9	
at Maryland	01/02/18	*	37	6-23	.261	3-8	.375	1-2	.500	3	0	3	4.6	2	8	3	0	0	16	18.7	
NORTHWESTERN	1/5/18	*	30	3-13	.231	1-4	.250	5-7	.714	0	4	4	4.6	2	5	1	0	0	12	18.3	
at Indiana	01/09/18	*	39	9-20	.450	1-4	.250	9-10	.900	0	2	2	4.4	3	3	5	0	0	28	18.9	
NEBRASKA	1/12/18	*	40	5-21	.238	3-9	.333	4-6	.667	2	2	4	4.4	4	8	4	0	1	17	18.8	
MINNESOTA	1/15/18	*	43	12-30	.400	3-8	.375	6-6	1.000	0	6	6	4.5	0	3	2	0	1	33	19.6	
Totals			18	595	117-292	.401	39-86	.453	79-94	.840	16	65	81	4.5	34	86	39	2	19	352	19.6

Season	GP-GS	Min/Avg	Total		3-Point		FT-FTA	Pct.	Off	Def	Total	Avg.	PF	DQ	A	T	B	S	Scoring	
			FG-FGA	Pct.	FG-FGA	Pct.													Pts.	Avg.
2016-17	33-33	1084/32.8	141-374	.377	33-103	.320	121-157	.771	22	136	158	4.8	73	1	139	86	9	22	436	13.2
2017-18	18-18	595/33.1	117-292	.401	39-86	.453	79-94	.840	16	65	81	4.5	34	1	86	39	2	19	352	19.6
TOTAL	51-51	1679/32.9	258-666	.387	72-189	.381	200-251	.797	38	201	239	4.7	107	2	225	125	11	41	788	15.5





# SHEP GARNER

# 33

**G • 6-2 • 196**  
**SENIOR**  
**CHESTER, PA**  
**(ROMAN CATHOLIC)**

## AS A SENIOR (2017-18)

- Now 11th on Penn State's all-time scoring list with 1,380 points after 11-point night vs. Minnesota. Had two treys vs. Nebraska to move into a tie for 12th just three days before. Ranks 65th on the NCAA Division I active career list.
- Added three steals in last two games for 133 in his career, just three shy of a top-10 spot on the Penn State career list. His career total ranks 48th on the NCAA Division I active career list.
- First in the Big Ten with 54 three-pointers made in 2017-18, good for a No. 45 ranking nationally.
- Has 270 career three-pointers for eighth among the NCAA Division I active leaders.
- Ranks 45th on the NCAA Division I active career list with 119 games played.
- All nine points vs. Coppin State came on his three three-point field goals. Also had an assist.
- Led Nittany Lions with a game-high 18 points, all on three-point field goals, vs. Rider for his second time as the top scorer in 2017-18 and 21st time in his career.
- One of five Nittany Lion starters to score 10+ points vs. Binghamton with all 15 of his points coming on treys.
- Had three three-pointers and three assists at George Mason in 37 minutes despite not feeling well.
- Dropped three of his four total triples in the first half vs. Colonials.
- Scored 12 of his 13 points vs. Wisconsin in the second half.
- Sparked the Nittany Lion comeback vs. Badgers with back-to-back jumpers and then a triple to put the Nittany Lions within three points with 1:53 left in the game.
- Connected on four three-pointers in Iowa victory for 12 points. Two three-pointers in first half helped give Nittany Lions a 14-4 lead to start the game.
- Scored 10 points off four field goals, including two three-pointers at N.C. State.
- One of six Nittany Lions to score in double figures vs. Pittsburgh. Had 13 points in Legends Classic game at Barclays Center off 5-10 shooting with three treys.
- Suffered a broken nose vs. Montana game and wore a protective mask for Columbia game. Had 16 points in 16 minutes by halftime and added 10 more for a game-high 26 on a career-best tying 10 field goals made.
- Expected to wear the protective mask for about a month, has removed it depending on comfort level.
- Connected on four three-pointers against Montana for 12 points. Nailed two back to back to help give Penn State some breathing room late in the second half. Also had three assists.
- Collided with teammate Nazeer Bostick and, it would later be determined, broke his nose, but continued to play in the game against the Grizzlies.
- Played in his 100th career game in the season opener vs. Campbell.

## ► GARNER'S CAREER HIGHS

<b>Points</b>	Career ..... 30, at Boston College, 12/2/15
B1G Career ..... 24, vs. Rutgers, 2/4/2017	
<b>Rebounds</b>	Career ..... 8, at Minnesota, 2/25/17
B1G Career ..... 8, at Minnesota, 2/25/17	
<b>Assists</b>	Career ..... 8, vs. Radford, 11/24/15
B1G Career ..... 7, vs. Northwestern, 3/3/16	
<b>Blocks</b>	Career ..... 1, 13x, last vs. Northwestern, 1/5/18
B1G Career . 1, 8x, last vs. Northwestern, 1/5/18	
<b>Steals</b>	Career ..... 4, 3x, last at Minnesota, 2/25/17
B1G Career ..... 4, at Minnesota, 2/25/17	
<b>Minutes</b>	Career ..... 50, at Indiana (3ot), 2/1/17
regulation: 40, at Boston College, 12/2/15	
B1G Career ..... 50, at Indiana (3ot), 2/1/17	
regulation: 40, Northwestern, 3/3/16	
<b>Field Goals - Made</b>	Career ..... 10, 2x, last vs. Columbia, 11/17/17
B1G Career ..... 9, vs. Rutgers, 2/4/17	
<b>Field Goals - Attempted</b>	Career ..... 20, vs. Colorado, 12/22/15
B1G Career ..18, 3x, last vs. Ohio State, 2/28/17	

<b>3-Point Field Goals - Made</b>	Career ..... 8, at Boston College, 12/2/15
B1G Career .....5, 4x, last vs. Ohio State, 2/28/17	

<b>3-Point Field Goals - Attempted</b>	Career ..... 14, vs. Ohio State, 2/28/17
B1G Career ..... 14, vs. Ohio State, 2/28/17	

<b>Free Throws - Made</b>	Career ..... 8, 2x, last vs. Colorado, 12/22/15
B1G Career ..... 7, vs. Northwestern, 3/3/16	

<b>Free Throws - Attempted</b>	Career ..... 9, 2x, last vs. Illinois (2ot), 3/6/16
regulation: 8, 3x, last vs. Northwestern, 12/27/16	
B1G Career ..... 9, vs. Illinois (2ot), 3/6/16	
regulation: 8, 3x, last vs. Northwestern, 12/27/16	

Opponent	Date	gs	min	Total		3-Pointers		Free throws		Rebounds				Other					pts	avg	
				fg-fga	pct	3fg-fga	pct	ft-fga	pct	off	def	tot	avg	pf	a	t/o	blk	stl			
CAMPBELL	11/10/17	*	35	2-9	.222	2-8	.250	2-2	1.000	1	1	2	2.0	1	3	0	0	1	8	8.0	
FAIRLEIGH DICKINSON	11/12/17	*	25	0-7	.000	0-6	.000	0-0	.000	1	1	2	2.0	3	1	2	0	2	0	4.0	
MONTANA	11/15/17	*	32	4-7	.571	4-7	.571	0-2	.000	0	5	5	3.0	1	3	1	0	0	12	6.7	
COLUMBIA	11/17/17	*	39	10-18	.556	5-11	.455	1-2	.500	0	1	1	2.5	1	1	1	0	3	26	11.5	
vs Pittsburgh	11/20/17	*	26	5-10	.500	3-8	.375	0-0	.000	0	3	3	2.6	1	2	1	0	0	13	11.8	
vs Texas A&M	11/21/17	*	26	2-7	.286	2-7	.286	0-0	.000	0	2	2	2.5	1	2	0	1	6	10.8		
ORAL ROBERTS	11/24/201	*	22	2-7	.286	2-7	.286	0-0	.000	0	0	0	2.1	2	0	0	0	1	6	10.1	
at NC State	11/29/17	*	23	4-8	.500	2-6	.333	0-0	.000	0	1	1	2.0	4	1	1	0	1	10	10.1	
at Iowa	12/02/17	*	27	4-7	.571	4-6	.667	0-0	.000	0	2	2	2.0	4	2	4	0	1	12	10.3	
WISCONSIN	12/4/17	*	33	3-7	.429	1-4	.250	6-7	.857	1	1	2	2.0	3	1	2	0	2	13	10.6	
GEORGE WASHINGTON	12/9/17	*	32	4-12	.333	4-11	.364	0-0	.000	0	1	1	1.9	3	0	4	0	1	12	10.7	
at George Mason	12/17/17	*	37	3-8	.375	3-8	.375	0-0	.000	1	2	3	2.0	3	3	2	0	0	9	10.6	
BINGHAMTON	12/19/17	*	34	5-7	.714	5-7	.714	0-0	.000	0	1	1	1.9	1	2	1	0	1	15	10.9	
RIDER	12/22/17	*	35	6-12	.500	6-11	.545	0-0	.000	1	1	2	1.9	0	0	3	0	0	18	11.4	
COPPIN STATE	12/30/17	*	27	3-7	.429	3-6	.500	0-0	.000	0	2	2	1.9	1	1	0	0	0	9	11.3	
at Maryland	01/02/18	*	24	1-5	.200	1-5	.200	0-0	.000	0	2	2	1.9	4	1	0	0	0	3	10.8	
NORTHWESTERN	1/5/18	*	31	1-4	.250	0-2	.000	0-0	.000	0	2	2	1.9	2	1	2	1	2	2	10.2	
at Indiana	01/09/18	*	34	2-4	.500	2-4	.500	0-0	.000	0	1	1	1.9	4	0	0	0	0	6	10.0	
NEBRASKA	1/12/18	*	38	2-5	.400	2-4	.500	0-0	.000	2	2	4	2.0	3	2	1	0	0	6	9.8	
MINNESOTA	1/15/18	*	41	4-11	.364	3-8	.375	0-0	.000	0	1	1	2.0	2	3	0	0	1	11	9.9	
<b>Totals</b>			20	621	67-162	414	54-136	.397	9-13	692	7	32	39	2.0	44	28	27	1	17	197	9.9

Season	GP-GS	Min/Avg	Total		3-Point		FT-FTA	Pct.	Rebounds			Avg.	PF	DQ	A	T	B	S	Scoring	
			FG-FGA	Pct.	FG-FGA	Pct.			Off	Def	Total								Pts.	Avg.
2014-15	34-33	979/28.8	104-286	.364	59-175	.337	46-58	.793	17	75	92	2.7	69	2	77	48	2	33	313	9.2
2015-16	32-32	1127/35.2	149-390	.382	75-205	.366	101-129	.783	9	94	103	3.2	59	1	109	65	7	42	474	14.8
2016-17	33-29	1058/32.1	133-351	.379	82-230	.357	48-63	.762	13	80	93	2.8	61	1	79	61	3	41	396	12.0
2017-18	20-20	621/31.1	67-162	.414	54-136	.397	9-13	.692	7	32	39	2.0	44	0	28	27	1	17	197	9.9
<b>TOTAL</b>	<b>119-114</b>	<b>3785/31.8</b>	<b>453-1189</b>	<b>.381</b>	<b>270-746</b>	<b>.362</b>	<b>204-263</b>	<b>.776</b>	<b>46</b>	<b>281</b>	<b>327</b>	<b>2.7</b>	<b>233</b>	<b>4</b>	<b>293</b>	<b>201</b>	<b>13</b>	<b>133</b>	<b>1380</b>	<b>11.6</b>



# JOHN HARRAR

# 21

F • 6-9 • 243  
**FRESHMAN**  
**WALLINGFORD, PA**  
**(STRATH HAVEN)**

## AS A FRESHMAN (2017-18)


- Has seen action in 12 games overall this season with a career-best eight minutes vs. Coppin State.
- Made a field goal and free throw vs. Coppin State for three points.
- Played seven minutes against both Fairleigh Dickinson (11-12) and Oral Roberts (11-24). Had a productive three minutes in Iowa win and was on the court for two minutes against Wisconsin.
- Pulled down two rebounds vs. George Washington.
- Went 2-2 from the field against Golden Eagles (11-24) and tied career-best two rebounds.
- Put back a teammate's missed shot against Fairleigh Dickinson for his first career points as a Nittany Lion. Finished with two offensive rebounds and a steal.
- Played one minute in the season opener vs. Campbell and had one personal foul.

## ► HARRAR'S CAREER HIGHS

Points	Career ..... 4, 2x, last vs. Oral Roberts, 11/24/17
B1G .....	.....
Rebounds	Career ..... 2, 3x, last vs. George Washington, 11/24/17
B1G .....	.....
Assists	Career .....
B1G .....	.....
Blocks	Career .....
B1G .....	.....
Steals	Career ..... 1, vs. Fairleigh Dickinson, 11/12/17
B1G .....	.....
Minutes	Career ..... 8, vs. Coppin State, 12/30/17
B1G .....	..... 3, at Iowa, 12/2/17
Field Goals - Made	Career ..... 2, 2x, last vs. Oral Roberts, 11/24/17
B1G .....	.....
Field Goals - Attempted	Career ..... 3, vs. Pittsburgh, 11/20/17
B1G .....	.....
3-Point Field Goals - Made	Career .....
B1G .....	.....
3-Point Field Goals - Attempted	Career .....
B1G .....	.....
Free Throws - Made	Career ..... 1, vs. Coppin State, 12/30/17
B1G .....	.....
Free Throws - Attempted	Career ..... 2, vs. Coppin State, 12/30/17
B1G .....	.....

Opponent	Date	gs	min	Total		3-Pointers		Free throws		Rebounds				pf	a	t/o	blk	stl	pts	avg
				fg-fga	pct	3fg-fga	pct	ft-fa	pct	off	def	tot	avg							
CAMPBELL	11/10/17	1	0-0	.000	0-0	.000	0-0	.000	0	0	0	0.0	1	0	0	0	0	0	0	0.0
FAIRLEIGH DICKINSON	11/12/17	7	1-1	1.000	0-0	.000	0-0	.000	2	0	2	1.0	2	0	1	0	1	2	1.0	
vs Pittsburgh	11/20/17	5	2-3	.667	0-0	.000	0-1	.000	1	0	1	1.0	0	0	0	0	0	4	2.0	
vs Texas A&M	11/21/17	2	0-0	.000	0-0	.000	0-0	.000	0	0	0	0.8	1	0	1	0	0	0	1.5	
ORAL ROBERTS	11/24/17	7	2-2	1.000	0-0	.000	0-0	.000	1	1	2	1.0	0	0	0	0	0	4	2.0	
at Iowa	12/02/17	3	0-0	.000	0-0	.000	0-0	.000	0	0	0	0.8	2	0	0	0	0	0	1.7	
WISCONSIN	12/4/17	2	0-0	.000	0-0	.000	0-0	.000	0	0	0	0.7	0	0	0	0	0	0	1.4	
GEORGE WASHINGTON	12/9/17	3	0-1	.000	0-0	.000	0-1	.000	1	1	2	0.9	0	0	0	0	0	0	1.3	
at George Mason	12/17/17	1	0-0	.000	0-0	.000	0-0	.000	0	0	0	0.8	0	0	0	0	0	0	1.1	
RIDER	12/22/17	2	0-0	.000	0-0	.000	0-1	.000	0	0	0	0.7	1	0	1	0	0	0	1.0	
COPPIN STATE	12/30/17	8	1-1	1.000	0-0	.000	1-2	.500	0	1	1	0.7	1	0	0	0	0	3	1.2	
at Maryland	01/02/18	2	0-0	.000	0-0	.000	0-0	.000	0	0	0	0.7	1	0	0	0	0	0	1.1	
Totals		0	43	6-8	.750	0-0	.000	1-5	.200	5	3	8	0.7	9	0	3	0	1	13	1.1

Season	GP-GS	Min/Avg	Total		3-Point		FT-FTA		Rebounds				PF	DQ	A	T	B	S	Scoring	
			FG-FGA	Pct.	FG-FGA	Pct.	Pct.	Off	Def	Total	Avg.	Pts.							Avg.	
2017-18	12-0	43/3.6	6-8	.750	0-0	.000	1-5	.200	5	3	8	0.7	9	0	0	3	0	1	13	1.1
TOTAL	12-0	43/3.6	6-8	.750	0-0	.000	1-5	.200	5	3	8	0.7	9	0	0	3	0	1	13	1.1



# GRANT HAZLE

# 22

F • 6-5 • 192  
 SOPHOMORE  
 KINGWOOD, TEXAS  
 (WESTBURY CHRISTIAN)

### AS A SOPHOMORE (2017-18)

- Entered the game vs. Coppin State.
- Played two minutes against Oral Roberts.
- As a native of the Houston area, fittingly made the final basket in the One America Appeal Hurricane Relief exhibition game vs. Lafayette.

Opponent	Date	qs	min	Total		3-Pointers		Free throws		Rebounds				pf	a	t/o	blk	stl	pts	avg
				fg-fga	pct	3fg-fga	pct	ft-fa	pct	off	def	tot	avg							
ORAL ROBERTS	11/24/2017	2		0-0	.000	0-0	.000	0-0	.000	0	0	0	0.0	0	0	0	0	0	0	0.0
COPPIN STATE	12/30/17	1		0-0	.000	0-0	.000	0-0	.000	0	0	0	0.0	0	0	0	0	0	0	0.0
Totals		0	3	0-0	.000	0-0	.000	0-0	.000	0	0	0	0.0	0	0	0	0	0	0	0.0

Season	GP-GS	Min/Avg	Total		3-Point		FT-FTA	Pct.	Rebounds				PF	DQ	A	T	B	S	Scoring	
			FG-FGA	Pct.	FG-FGA	Pct.			Off	Def	Total	Avg.							Pts.	Avg.
2016-17	5-0	2/0.4	1-2	.500	0-0	.000	0-0	.000	0	0	0	0.0	0	0	0	0	0	0	2	0.4
2017-18	2-0	3/1.5	0-0	.000	0-0	.000	0-0	.000	0	0	0	0.0	0	0	0	0	0	0	0	0.0
TOTAL	7-0	5/0.7	1-2	.500	0-0	.000	0-0	.000	0	0	0	0.0	0	0	0	0	0	0	2	0.3





# JULIAN MOORE

# 44

F • 6-10 • 248  
**GRADUATE STUDENT**  
**PHILADELPHIA, PA**  
**(GERMANTOWN ACADEMY)**

## AS A GRADUATE STUDENT (2017-18)

- Ranks 21st on the NCAA Division I active career list for total games played with 122.
- Has played in eight straight games with six minutes vs. Minnesota.
- Blocked three shots and had a rebound vs. Nebraska in six minutes of time.
- Had an assist, block and rebound in nine minutes at Indiana.
- First off the bench vs. Northwestern and played nine minutes. Had a dunk plus one for three points and pulled down a rebound.
- Played 11 minutes at Maryland and tallied an assist on Mike Watkin's dunk. Also had a rebound.
- Grabbed three rebounds and had two points (1-1 FG) in 10 minutes in Coppin State win.
- Tied career best with four blocks and had four points and a steal in 12 first-half minutes vs. Rider.
- Came off the bench for seven quality minutes vs. Binghamton. Picked up two rebounds.
- Contributed two points (2-2 FT) in George Washington win.
- Pulled down two rebounds, had a point and a blocked shot vs. Wisconsin.
- Played five minutes at N.C. State and had a key rebound in three minutes at Iowa.
- Played 14 minutes vs. Pittsburgh (11-20) and went 2-2 from the field for four points. Collected four rebounds vs. Panthers as well.
- Inserted back into the starting lineup vs. Columbia and had three rebounds in nine minutes of action.
- Played a combined 11 minutes between Fairleigh Dickinson and Montana. Had three rebounds vs. Grizzlies.
- Earned a start in the season opener vs. Campbell and contributed eight points, six rebounds and had a block in 27 minutes.

## ► MOORE'S CAREER HIGHS

**Points**  
 Career ..... 16, vs. Radford, 11/20/15  
 B1G Career ..... 13, vs. Michigan State, 1/20/16

**Rebounds**  
 Career ..... 10, vs. Wisconsin, 1/21/16  
 B1G Career ..... 10, vs. Wisconsin, 1/21/16

**Assists**  
 Career ..... 2, 2x, last vs. Wright State, 12/3/16  
 B1G Career ..... 2, at Iowa, 12/2/17

**Blocks**  
 Career ..... 4, vs. Kent State, 12/23/15  
 B1G Career ..... 3, vs. Nebraska (ot), 1/12/18

**Steals**  
 Career ..... 2 at Purdue, 1/21/17  
 B1G Career ..... 2 at Purdue, 1/21/17

**Minutes**  
 Career ..... 34, vs. Wisconsin, 1/21/16  
 B1G Career ..... 34, vs. Wisconsin, 1/21/16

**Field Goals - Made**  
 Career ..... 7, vs. Radford, 11/20/15  
 B1G Career ..... 4, 3x, last at Indiana (ot), 2/1/17

**Field Goals - Attempted**  
 Career ..... 11, vs. Radford, 11/20/15  
 B1G Career ..... 7, at Illinois, 1/31/15

**3-Point Field Goals - Made**  
 Career ..... 1, vs. Wisconsin, 2/18/15  
 B1G Career ..... 1, vs. Wisconsin, 2/18/15

**3-Point Field Goals - Attempted**  
 Career ..... 1, 3x, last vs. Bucknell, 11/28/15  
 B1G Career ..... 1, vs. Wisconsin, 2/18/15

**Free Throws - Made**  
 Career ..... 6, vs. Canisius, 12/10/15  
 B1G Career ..... 5, 2x, last vs. Maryland, 2/7/17

**Free Throws - Attempted**  
 Career ..... 7, vs. Michigan State, 1/10/16  
 B1G Career ..... 7, vs. Michigan State, 1/10/16

Opponent	Date	gs	min	Total		3-Pointers		Free throws		Rebounds				pf	a	t/o	blk	stl	pts	avg	
				fg-fga	pct	3fg-fga	pct	ft-fa	pct	off	def	tot	avg								
CAMPBELL	11/10/17	*	27	2-5	.400	0-0	.000	4-6	.667	4	2	6	6.0	1	0	1	1	0	8	8.0	
FAIRLEIGH DICKINSON	11/12/17		2	0-0	.000	0-0	.000	0-0	.000	0	0	0	3.0	2	0	0	0	0	0	4.0	
MONTANA	11/15/17		9	1-2	.500	0-0	.000	0-0	.000	0	3	3	3.0	0	0	0	1	1	2	3.3	
COLUMBIA	11/17/17	*	9	0-0	.000	0-0	.000	0-0	.000	1	2	3	3.0	1	0	3	1	0	0	2.5	
vs Pittsburgh	11/20/17		14	2-2	1.000	0-0	.000	0-0	.000	2	2	4	3.2	1	0	2	0	0	4	2.8	
vs Texas A&M	11/21/17		6	1-2	.500	0-0	.000	0-0	.000	0	0	0	2.7	0	0	0	0	0	2	2.7	
ORAL ROBERTS	11/24/17		13	1-3	.333	0-0	.000	0-0	.000	0	0	0	2.3	1	1	0	1	1	2	2.6	
at NC State	11/29/17		5	0-0	.000	0-0	.000	0-0	.000	1	1	2	2.3	0	0	1	1	0	0	2.3	
at Iowa	12/02/17		3	0-0	.000	0-0	.000	0-0	.000	0	1	1	2.1	0	0	0	1	0	0	2.0	
WISCONSIN	12/4/17		5	0-1	.000	0-0	.000	1-2	.500	2	0	2	2.1	0	0	0	1	0	1	1.9	
GEORGE WASHINGTON	12/9/17		6	0-1	.000	0-0	.000	2-2	1.000	0	0	0	1.9	2	0	0	0	0	2	1.9	
BINGHAMTON	12/19/17		7	0-0	.000	0-0	.000	0-0	.000	0	2	2	1.9	0	0	0	0	0	0	1.8	
RIDER	12/22/17		12	2-4	.500	0-0	.000	0-0	.000	0	0	0	1.8	0	0	0	4	1	4	1.9	
COPPIN STATE	12/30/17		10	1-1	1.000	0-0	.000	0-1	.000	1	2	3	1.9	1	0	0	0	0	2	1.9	
at Maryland	01/02/18		11	0-0	.000	0-0	.000	0-0	.000	1	0	1	1.8	3	1	1	0	0	0	1.8	
NORTHWESTERN	1/5/18		9	1-1	1.000	0-0	.000	1-1	1.000	1	0	1	1.8	1	0	0	0	0	3	1.9	
at Indiana	01/09/18		9	0-1	.000	0-0	.000	0-0	.000	0	1	1	1.7	1	1	0	1	0	0	1.8	
NEBRASKA	1/12/18		6	0-1	.000	0-0	.000	0-0	.000	0	1	1	1.7	0	0	0	3	0	0	1.7	
MINNESOTA	1/15/18		6	0-0	.000	0-0	.000	0-0	.000	0	0	0	1.6	0	0	0	0	0	0	1.6	
Totals			2	169	11-24	.458	0-0	.000	8-12	.667	13	17	30	1.6	14	3	8	15	3	30	1.6

Season	GP-GS	Min/Avg	Total		3-Point		FT-FTA		Rebounds				PF	DQ	A	T	B	S	Scoring Pts.	Avg.
			FG-FGA	Pct.	FG-FGA	Pct.	Off	Def	Total	Avg.										
2013-14	7-0	68/9.7	2-6	.333	0-0	.000	4-4	1.000	1	10	11	1.6	12	1	1	0	3	2	8	1.1
2014-15	33-1	250/7.6	21-40	.525	1-1	1.000	7-18	.389	18	36	54	1.6	34	0	1	17	12	3	50	1.5
2015-16	31-12	480/15.5	41-92	.446	0-2	.000	37-55	.673	30	72	102	3.3	53	0	7	19	17	8	119	3.8
2016-17	32-9	476/14.9	35-76	.461	0-0	.000	19-27	.704	38	57	95	3.0	63	1	11	27	24	8	89	2.8
2017-18	19-2	169/8.9	11-24	.458	0-0	.000	8-12	.667	13	17	30	1.6	14	0	3	8	15	3	30	1.6
TOTAL	122-24	1443/11.8	110-238	.462	1-3	.333	75-116	.647	100	192	292	2.4	176	2	23	71	71	24	296	2.4



# TAYLOR NUSSBAUM

# 20

G • 6-2 • 175  
FRESHMAN  
SOUTH SALEM, N.Y.  
(CHESHIRE ACADEMY  
(Conn.))

## AS A FRESHMAN (2017-18)

- Saw action in the Oral Roberts (11/24) and Coppin State games (12/30).
- Walk-on member of the Nittany Lion basketball team who joined the squad this fall.

Opponent	Date	gs	min	Total		3-Pointers		Free throws		Rebounds				pf	a	t/o	blk	stl	pts	avg
				fg-fga	pct	3fg-fga	pct	ft-fga	pct	off	def	tot	avg							
ORAL ROBERTS	11/24/17	1		0-0	.000	0-0	.000	0-0	.000	0	0	0	0.0	0	0	0	0	0	0	0.0
COPPIN STATE	12/30/17	1		0-0	.000	0-0	.000	0-0	.000	0	0	0	0.0	0	0	0	0	0	0	0.0
Totals		0	2	0-0	.000	0-0	.000	0-0	.000	0	0	0	0.0	0	0	0	0	0	0	0.0

Season	GP-GS	Min/Avg	Total		3-Point		FT-FTA		Rebounds				PF	DQ	A	T	B	S	Scoring	
			FG-FGA	Pct.	FG-FGA	Pct.	Off	Def	Total	Avg.	Pts.	Avg.								
2017-18	2-0	2/1.0	0-0	.000	0-0	.000	0-0	.000	0	0	0	0.0	0	0	0	0	0	0	0	0.0
TOTAL	2-0	2/1.0	0-0	.000	0-0	.000	0-0	.000	0	0	0	0.0	0	0	0	0	0	0	0	0.0



# SACHEL PIERCE

# 3

F • 7-0 • 255  
**JUNIOR**  
**BARBERTON, OH**  
**(THE KISKI SCHOOL/  
 VIRGINIA TECH)**

## AS A JUNIOR (2017-18)

- Has played in 15 games this season, averaging 8.6 minutes per contest. Has scored in eight games.
- Snatched a rebound and had a block in overtime game vs. Minnesota.
- Had four rebounds and an assist in eight minutes of action vs. Coppin State.
- First off the bench at George Mason and had six minutes on the court. Scored two points and collected a rebound. Also had a steal.
- Had two points in 10 minutes on the court at N.C. State.
- Pulled down six rebounds in 14 minutes against Oral Roberts (11/24).
- Grabbed a key steal in game vs. No. 16 Texas A&M.
- Recorded third career double-figure scoring game with 11 points (2-5 FG) and career-best 7 made free throws vs. Columbia (11/17) in 15 minutes.
- Had a Penn State-best five rebounds vs. Campbell.
- Sat out the 2016-17 season to satisfy NCAA transfer requirements.

## ► PIERCE'S CAREER HIGHS

**Points**  
 Career ..... 13, vs. Miami (Fla.) 3/7/2015  
 Penn State ..... 11, vs. Columbia, 11/17/17  
 B1G .....

**Rebounds**  
 Career ..... 7, vs. Northwestern (ot), 12/2/2015  
 Penn State ..... 6, vs. Oral Roberts, 11/24/17  
 B1G ..... 2, at Iowa, 12/2/17

**Assists**  
 Career ..... 3 at Louisville, 1/13/2015  
 Penn State .... 1, 3x, last vs. Coppin State, 12/30/17  
 B1G .....

**Blocks**  
 Career .... 2, 7x, last vs. Alabama State, 11/14/2015  
 Penn State ..... 1, vs. Montana, 11/15/17  
 B1G ..... 1, vs. Minnesota (ot), 1/15/18

**Steals**  
 Career ..... 1, 10x, last at George Mason, 12/17/17  
 Penn State . 1, 2x, last at George Mason, 12/17/17  
 B1G .....

**Minutes**  
 Career ..... 31 vs. Duke, 2/25/2015  
 Penn State ..... 15, vs. Columbia, 11/17/17  
 B1G ..... 8, at Indiana, 1/9/18

**Field Goals - Made**  
 Career ..... 5, 2x, last vs. Miami (Fla.), 3/7/2015  
 Penn State ..... 2, 2x, last vs. Texas A&M, 11/24/17  
 B1G .....

**Field Goals - Attempted**  
 Career ..... 8, vs. Miami (Fla.), 3/7/2015  
 Penn State ..... 5, vs. Columbia, 11/17/17  
 B1G ..... 1, 2x, last vs. Minnesota (ot), 1/15/18

**3-Point Field Goals - Made**  
 Career .....

**3-Point Field Goals - Attempted**  
 Career ..... 1, vs. Columbia, 11/17/17  
 B1G .....

**Free Throws - Made**  
 Career ..... 7, vs. Columbia, 11/17/17  
 B1G .....

**Free Throws - Attempted**  
 Career ..... 8, vs. Columbia, 11/17/17  
 B1G .....

Opponent	Date	gs	min	Total		3-Pointers		Free throws		Rebounds				pf	a	t/o	blk	stl	pts	avg
				fg-fga	pct	3q-fga	pct	ft-fa	pct	off	def	tot	avg							
CAMPBELL	11/10/17	11	0-0	.000	0-0	.000	4-6	.667	1	4	5	5.0	1	0	0	0	0	4	4.0	
FAIRLEIGH DICKINSON	11/12/17	11	0-4	.000	0-0	.000	0-1	.000	2	1	3	4.0	3	0	3	0	0	0	2.0	
MONTANA	11/15/17	11	1-3	.333	0-0	.000	0-0	.000	1	1	2	3.3	3	1	0	1	0	2	2.0	
COLUMBIA	11/17/17	15	2-5	.400	0-1	.000	7-8	.875	1	2	3	3.3	2	0	2	0	0	11	4.3	
vs Pittsburgh	11/20/17	10	0-1	.000	0-0	.000	2-5	.400	0	1	1	2.8	3	1	1	0	0	2	3.8	
vs Texas A&M	11/21/17	11	2-2	1.000	0-0	.000	0-0	.000	1	2	3	2.8	2	0	2	0	1	4	3.8	
ORAL ROBERTS	11/24/201	14	1-3	.333	0-0	.000	2-4	.500	3	3	6	3.3	3	0	1	0	0	4	3.9	
at NC State	11/29/17	10	1-2	.500	0-0	.000	0-0	.000	0	0	0	2.9	2	0	0	0	0	2	3.6	
at Iowa	12/02/17	5	0-1	.000	0-0	.000	0-0	.000	1	1	2	2.8	3	0	1	0	0	0	3.2	
at George Mason	12/17/17	6	1-2	.500	0-0	.000	0-0	.000	1	0	1	2.6	3	0	3	0	1	2	3.1	
BINGHAMTON	12/19/17	2	0-0	.000	0-0	.000	0-2	.000	1	0	1	2.5	0	0	1	0	0	0	2.8	
RIDER	12/22/17	3	0-0	.000	0-0	.000	0-0	.000	0	0	0	2.3	1	0	2	0	0	0	2.6	
COPPIN STATE	12/30/17	8	0-1	.000	0-0	.000	0-0	.000	2	2	4	2.4	0	1	1	0	0	0	2.4	
at Indiana	01/09/18	8	0-0	.000	0-0	.000	0-0	.000	0	1	1	2.3	1	0	0	0	0	0	2.2	
MINNESOTA	1/15/18	4	0-1	.000	0-0	.000	0-0	.000	0	1	1	2.2	0	0	0	1	0	0	2.1	
<b>Totals</b>		0	129	8-25	.320	0-1	.000	15-26	.577	14	19	33	2.2	27	3	17	2	2	31	2.1

YEAR	GP-GS	MIN/AVG	TOTAL		3-POINT		FT-FTA		PCT		REBOUNDS				PF	FO	A	TO	BLK	STL	PTS	AVG
			FG-FGA	PCT	FG-FGA	PCT	FT-FTA	PCT	OFF	DEF	TOT	AVG										
2014-15*	31-7	428/13.8	39-81	.481	0-0	.000	21-33	.636	35	39	74	2.4	84	4	14	39	23	6	99	3.2		
2015-16*	20-0	124/6.2	12-19	.632	0-0	.000	8-10	.800	9	17	26	1.3	28	0	6	10	4	3	32	1.6		
2017-18	15-0	129/8.6	8-25	.320	0-1	.000	15-26	.577	14	19	33	2.2	27	0	3	17	2	2	31	2.1		
<b>TOTAL</b>	<b>66-7</b>	<b>681/10.3</b>	<b>59-125</b>	<b>.472</b>	<b>0-1</b>	<b>.000</b>	<b>44-69</b>	<b>.638</b>	<b>58</b>	<b>75</b>	<b>133</b>	<b>2.0</b>	<b>140</b>	<b>4</b>	<b>23</b>	<b>66</b>	<b>29</b>	<b>11</b>	<b>162</b>	<b>2.5</b>		

\*at Virginia Tech





# JOSH REAVES

# 23

G • 6-4 • 210  
**JUNIOR**  
**FAIRFAX, VA**  
**(OAK HILL ACADEMY)**

## AS A JUNIOR (2017-18)

- Missed the Indiana, Nebraska and Minnesota games.
- Second in the Big Ten for total steals (38) and has the best steals per game average (2.4). Ranks 29th nationally in total steals with 38 and 18th in steals per game with 2.38.
- Second on the team overall with 59 assists and ranks ninth nationally in assist to turnover ratio at 3.47.
- Ranks 17th among active career leaders in NCAA D-I for career steals average at 1.89 per game and 41st with 134.
- Second on the team with a field goal percentage of 52.1 (min 50 made).
- Connected on three three-pointers for nine points and had six assists (no turnovers) with four rebounds at Maryland.
- Scored 12 points vs. Coppin State with two of his four field goals from beyond the arc.
- Tied his career-best in steals AGAIN with five vs. Coppin State.
- Recorded first career double-double with a career-best 13 rebounds and 10 points vs. Rider. Had a career-best eight assists and tied his career mark with five steals against Broncs.
- Made five or more field goals in three-straight games (5-GW, 5-at George Mason and 6-vs. Binghamton).
- Connected on six baskets off nine attempts, including two three-pointers for 15 points vs. Binghamton. Led the team with four assists and picked up two steals.
- Scored 13 points and had a game-high four assists in front of friends and family at George Mason.
- One of five Nittany Lions to score in double figures vs. George Washington with 11, nine points in the first half.
- Assist leader against Wisconsin and had seven points and four blocks against the Badgers.
- In a minute (4:05 mark in the second half) vs. Wisconsin, Reaves made two free throws, blocked two shots, grabbed an offensive rebound on the other end and dunked the ball to bring Penn State within six points.
- Contributed eight points and three assists on the offensive end at Iowa and was a force on the defensive end. Had two critical steals vs. Hawkeyes.
- Scored nine points at N.C. State with a game-high five assists.
- Returned to starting lineup vs. Pittsburgh and had 10 points, for his fourth-straight double-figure game, including two three-pointers, five rebounds and three steals.
- Missed the Columbia game with an ankle injury.
- Had double figures in points with 12 against Montana.
- One of five Nittany Lions to score in double figures against Fairleigh Dickinson with 17. Pulled down a game-high nine rebounds and had four assists and four steals.
- Scored 15 points in the opener against Campbell with eight rebounds and three steals. Made career-best seven free throws on eight trips to the line.

## ► REAVES' CAREER HIGHS

Points	Career ..... 25, at Iowa, 3/5/17
B1G Career	..... 25, at Iowa, 3/5/17
Rebounds	Career ..... 13, vs. Rider, 12/22/17
B1G Career	..... 8, vs. Minnesota, 1/14/17
Assists	Career ..... 8, vs. Rider, 12/22/17
B1G Career	..... 6, vs. Michigan State, 1/7/17
Blocks	Career ..... 4 vs. Wisconsin, 12/4/17
B1G Career	..... 4 vs. Wisconsin, 12/4/17
Steals	Career ..... 5, 5x, last vs. Coppin State, 12/30/17
B1G Career	..... 5, 2x, last vs. Purdue, 2/21/17
Minutes	Career ..... 37, 2x, last vs. Northwestern, 12/27/16
B1G Career	..... 37, vs. Northwestern, 12/27/16
Field Goals - Made	Career ..... 10, at Iowa, 3/5/17
B1G Career	..... 10, at Iowa, 3/5/17
Field Goals - Attempted	Career ..... 16, vs. Northwestern, 12/27/16
B1G Career	..... 16, vs. Northwestern, 12/27/16
3-Point Field Goals - Made	Career ..... 4, at Purdue, 1/21/17
B1G Career	..... 4, at Purdue, 1/21/17
3-Point Field Goals - Attempted	Career ..... 6, 2x, last vs. at Purdue, 1/21/17
B1G Career	..... 6, 2x, last vs. at Purdue, 1/21/17
Free Throws - Made	Career ..... 7, vs. Campbell, 11/10/17
B1G Career	..... 5, 2x, last vs. Minnesota, 1/14/17
Free Throws - Attempted	Career ..... 8, 3x, last vs. Montana, 11/15/17
B1G Career	..... 8, at Minnesota, 1/14/17

Opponent	Date	qs	min	Total		3-Pointers		Free throws		Rebounds				pf	a	t/o	blk	stl	pts	avg	
				fg-fga	pct	3fg-fga	pct	ft-fga	pct	off	def	tot	avg								
CAMPBELL	11/10/17	*	31	4-11	.364	0-3	.000	7-8	.875	3	5	8	8.0	2	1	4	1	3	15	15.0	
FAIRLEIGH DICKINSON	11/12/17	*	30	7-10	.700	2-3	.667	1-2	.500	3	6	9	8.5	4	3	1	4	17	16.0		
MONTANA	11/15/17	*	33	4-6	.667	0-2	.000	4-8	.500	0	2	2	6.3	2	1	0	1	0	12	14.7	
vs Pittsburgh	11/20/17	*	21	4-8	.500	2-4	.500	0-0	.000	2	3	5	6.0	1	0	2	0	3	10	13.5	
vs Texas A&M	11/21/17	*	32	2-5	.400	1-4	.250	2-2	1.000	1	1	2	5.2	5	4	0	1	4	7	12.2	
ORAL ROBERTS	11/24/17	*	21	4-6	.667	2-4	.500	0-0	.000	0	2	2	4.7	1	3	0	1	4	10	11.8	
at NC State	11/29/17	*	27	4-6	.667	1-1	1.000	0-0	.000	3	2	5	4.7	5	5	0	1	1	9	11.4	
at Iowa	12/02/17	*	31	3-9	.333	2-5	.400	0-0	.000	1	2	3	4.5	4	3	0	1	2	8	11.0	
WISCONSIN	12/4/17	*	35	2-5	.400	1-3	.333	2-2	1.000	1	2	3	4.3	4	5	0	4	0	7	10.6	
GEORGE WASHINGTON	12/9/17	*	28	5-7	.714	0-0	.000	1-3	.333	2	1	3	4.2	4	3	1	0	3	11	10.6	
at George Mason	12/17/17	*	31	5-10	.500	2-4	.500	1-1	1.000	1	1	2	4.0	4	0	0	1	13	10.8		
BINGHAMTON	12/19/17	*	29	6-9	.667	2-3	.667	1-2	.500	1	1	2	3.8	2	4	3	1	2	15	11.2	
RIDER	12/22/17	*	36	3-8	.375	0-3	.000	4-4	1.000	4	9	13	4.5	3	8	1	1	5	10	11.1	
COPPIN STATE	12/30/17	*	26	4-9	.444	2-4	.500	2-2	1.000	2	2	4	4.5	0	7	1	0	5	12	11.1	
at Maryland	01/02/18	*	37	3-7	.429	3-5	.600	0-0	.000	3	1	4	4.5	3	6	0	0	9	11.0		
NORTHWESTERN	1/5/18	*	24	3-5	.600	1-1	1.000	0-1	.000	2	4	6	4.6	3	1	2	2	1	7	10.8	
Totals			16	472	63-121	.521	21-49	.429	25-35	.714	29	44	73	4.6	47	59	17	15	38	172	10.8

Season	GP-GS	Min/Avg	Total		3-Point		FT-FTA	Pct.	Rebounds				PF	DQ	A	T	B	S	Scoring	
			FG-FGA	Pct.	FG-FGA	Pct.			Off	Def	Total	Avg.							Pts.	Avg.
2015-16	26-20	620/23.8	66-176	.375	3-39	.077	31-41	.756	34	62	96	3.7	68	2	50	36	23	36	166	6.4
2016-17	28-23	759/27.1	81-181	.448	19-59	.322	34-48	.708	37	75	112	4.0	84	3	59	54	21	60	215	7.7
2017-18	16-16	472/29.5	63-121	.521	21-49	.429	25-35	.714	29	44	73	4.6	47	2	59	17	15	38	172	10.8
TOTAL	70-59	1851/26.4	210-478	.439	43-147	.293	90-124	.726	100	181	281	4.0	199	7	168	107	59	134	553	7.9



# LAMAR STEVENS

# 11

F • 6-7 • 218  
**SOPHOMORE**  
**PHILADELPHIA, PA**  
**(ROMAN CATHOLIC)**

## AS A SOPHOMORE (2017-18)

- Averaging 20.6 points in the month of January (57.1% on 44-77 FG, 41.2% on 7-17 3FG).
- Second on team in scoring (15.7), rebounding (6.8), blocks (20) and minutes per game (31.3).
- Has the longest streak of games started among current members of Nittany Lion roster with 53 (20 in 2017-18 and 33 in 2016-17).
- Tallied his 10th-straight game with double-figure scoring with 12 points vs. Minnesota, 11 coming in first half. Also had seven rebounds.
- Had three-straight games of 20+ points with game-high 26-point outing vs. Nebraska and added 7 boards.
- Registered first back-to-back 20-plus-point games of his career with 20 at Indiana after scoring 30 vs. Northwestern. Tallied 16 points in 17 minutes in first half vs. Hoosiers with two three-pointers.
- Went 14-19 (1-3 3FG) from the field vs. Wildcats for career-best 30 points and broke the Bryce Jordan Center men's single-game field goal record. Had 14 points in his first 10 minutes of action. Became the 45th Nittany Lion to record 30 or more points in a game.
- Had second career double-double with 10 points and 11 rebounds vs. Rider and career-best six assists.
- Led Nittany Lions and all five starters in double figures with 16 points vs. Binghamton and pulled down eight boards.
- Recorded first career double-double with a game-high 23 points and career-best 12 rebounds at George Mason. It was the ninth time in his career and fourth time in 2017-18 that he eclipsed the 20-point mark.
- In a first-half stretch against Patriots, scored nine points to contribute to a 21-4 Penn State run.
- Had six rebounds, four points and three assists vs. Wisconsin.
- Leading scorer with 22 points at Iowa despite sitting for significant minutes with three fouls in second half.
- Perfect 2-2 from beyond the arc and had 12 points in the first half vs. Hawkeyes. Finished with 22, his eighth career game with 20 or more points.
- Went a perfect 6-6 from the line vs. Hawkeyes, including 2-2 with four seconds remaining in game.
- Scored all 13 of his points against N.C. State in the second half and collected six of his eight rebounds (one shy of his career best) in the second period.
- Tied his career best for points in a regulation game with 25 vs. No. 16 Texas A&M.
- Had team-high eight rebounds vs. Pittsburgh and had two steals vs. Panthers.
- Joined teammate Tony Carr on the Legends Classic All-Tournament Team after averaging 17.5 points per game in the two games at the Barclays Center.
- Led Penn State in scoring and rebounding as well as steals vs. Montana.
- Had a skein of five-straight double-figure scoring games, with 25 points (8-14 FG), including 8 free throws, against Montana. Added two blocks to his stat line vs. Grizzlies.

## ► STEVENS' CAREER HIGHS

**Points**  
 Career ..... 30 vs. Northwestern, 1/5/18  
 B1G Career ..... 30 vs. Northwestern, 1/5/18

**Rebounds**  
 Career ..... 12, at George Mason, 12/17/17  
 B1G Career ..... 9, at Michigan, 1/4/17

**Assists**  
 Career ..... 6, vs. Rider, 12/22/17  
 B1G Career ..... 4, at Iowa, 3/5/17

**Blocks**  
 Career ..... 3, vs. Duke, 11/19/16  
 B1G Career ..... 2, 4x, vs. Minnesota (ot), 1/15/18

**Steals**  
 Career ..... 3, 2x, last vs. Ohio State, 2/28/17  
 B1G Career ..... 3, 2x, last vs. Ohio State, 2/28/17

**Minutes**  
 Career ..... 42, at Indiana (3ot), 2/1/17  
 ..... regulation: 38, vs. Montana, 11/15/17  
 B1G Career ..... 42, at Indiana (3ot), 2/1/17  
 ..... regulation: 37, vs. Northwestern, 1/5/18

**Field Goals - Made**  
 Career ..... 14, vs. Northwestern, 1/5/18  
 B1G Career ..... 14 vs. Northwestern, 1/5/18

**Field Goals - Attempted**  
 Career ..... 20, vs. Purdue (ot), 2/21/17  
 ..... regulation: 19, vs. Northwestern, 1/5/18  
 B1G Career ..... 20, vs. Purdue (ot), 2/21/17  
 ..... regulation: 19 vs. Northwestern, 1/5/18

**3-Point Field Goals - Made**  
 Career ..... 2, 5x, last vs. Nebraska (ot), 1/12/18  
 B1G Career ..... 2, 5x, last vs. Nebraska (ot), 1/12/18

**3-Point Field Goals - Attempted**  
 Career ..... 5, vs. Purdue (ot), 2/21/17  
 ..... regulation: 5, vs. Columbia, 11/17/17  
 B1G Career ..... 5, vs. Purdue, 2/21/17  
 ..... regulation: 4, at Iowa, 12/2/17

**Free Throws - Made**  
 Career ..... 12, vs. Duquesne, 11/13/16  
 B1G Career ..... 8, vs. Maryland, 2/7/17

**Free Throws - Attempted**  
 Career ..... 13, vs. Duquesne, 11/13/16  
 B1G Career ..... 12, vs. Maryland, 2/7/17

Opponent	Date	gs	min	Total		3-Pointers		Free throws		Rebounds				pf	a	t/o	blk	stl	pts	avg	
				fg-fga	pct	3fg-fga	pct	ft-fga	pct	off	def	tot	avg								
CAMPBELL	11/10/17	*	28	2-7	.286	1-2	.500	3-4	.750	1	5	6	6.0	5	0	6	2	0	8	8.0	
FAIRLEIGH DICKINSON	11/12/17	*	33	5-11	.455	0-1	.000	2-2	1.000	1	6	7	6.5	0	4	3	1	2	12	10.0	
MONTANA	11/15/17	*	38	8-14	.571	1-2	.500	8-9	.889	1	6	7	6.7	2	2	5	2	2	25	15.0	
COLUMBIA	11/17/17	*	28	6-14	.429	2-5	.400	0-2	.000	4	2	6	6.5	3	2	2	0	1	14	14.8	
vs Pittsburgh	11/20/17	*	26	4-11	.364	0-4	.000	2-2	1.000	1	7	8	6.8	1	2	1	2	0	10	13.8	
vs Texas A&M	11/21/17	*	36	8-16	.500	0-3	.000	9-11	.818	3	4	7	6.8	3	5	1	2	1	25	15.7	
ORAL ROBERTS	11/24/201	*	23	2-6	.333	0-0	.000	4-5	.800	1	5	6	6.7	0	1	2	1	1	8	14.6	
at NC State	11/29/17	*	30	4-12	.333	0-0	.000	5-7	.714	4	4	8	6.9	4	1	4	1	0	13	14.4	
at Iowa	12/02/17	*	28	7-15	.467	2-4	.500	6-6	1.000	2	3	5	6.7	3	0	1	2	2	22	15.2	
WISCONSIN	12/4/17	*	29	1-7	.143	0-3	.000	2-2	1.000	2	4	6	6.6	2	3	2	0	0	4	14.1	
GEORGE WASHINGTON	12/9/17	*	31	5-10	.500	0-0	.000	0-2	.000	1	4	5	6.5	2	3	2	0	0	10	13.7	
at George Mason	12/17/17	*	34	9-18	.500	1-3	.333	4-6	.667	2	10	12	6.9	3	2	1	2	1	23	14.5	
BINGHAMTON	12/19/17	*	36	6-14	.429	0-1	.000	4-6	.667	2	6	8	7.0	3	1	3	0	1	16	14.6	
RIDER	12/22/17	*	30	5-15	.333	0-1	.000	0-2	.000	4	7	11	7.3	4	6	1	1	0	10	14.3	
COPPIN STATE	12/30/17	*	19	4-11	.364	1-4	.250	2-2	1.000	1	4	5	7.1	1	2	0	0	1	11	14.1	
at Maryland	01/02/18	*	24	7-13	.538	1-4	.250	0-0	.000	0	2	2	6.8	5	1	0	1	0	15	14.1	
NORTHWESTERN	1/5/18	*	37	14-19	.737	1-3	.333	1-3	.333	2	3	5	6.7	1	2	4	1	0	30	15.1	
at Indiana	01/09/18	*	36	9-15	.600	2-3	.667	0-3	.000	0	7	7	6.7	3	1	2	1	1	20	15.3	
NEBRASKA	1/12/18	*	40	10-18	.556	2-3	.667	4-5	.800	1	6	7	6.7	3	2	4	0	0	26	15.9	
MINNESOTA	1/15/18	*	40	4-12	.333	1-4	.250	3-4	.750	3	4	7	6.8	4	1	1	2	1	12	15.7	
Totals			20	626	120-258	.465	15-50	.300	59-83	.711	36	99	135	6.8	52	41	45	20	15	314	15.7

Season	GP-GS	Min/Avg	Total		3-Point		FT-FTA		Rebounds				Avg.	PF	DQ	A	T	B	S	Scoring	
			FG-FGA	Pct.	FG-FGA	Pct.	FT-FTA	Pct.	Off	Def	Total	Pts.								Avg.	
2016-17	33-33	918/27.8	148-345	.429	11-32	.344	112-146	.767	54	129	183	5.5	90	3	55	74	21	27	419	12.7	
2017-18	20-20	626/31.3	120-258	.465	15-50	.300	59-83	.711	36	99	135	6.8	52	2	41	45	20	15	314	15.7	
TOTAL	53-53	1544/29.1	268-603	.444	26-82	.317	171-229	.747	90	228	318	6.0	142	5	96	119	41	42	733	13.8	

F • 6-9 • 254  
**REDSHIRT SOPHOMORE**  
**PHILADELPHIA, PA**  
**(THE PHELPS SCHOOL)**



# MIKE WATKINS

### AS A REDSHIRT SOPHOMORE (2017-18)

- Recorded fifth-straight double-double, his ninth of the season and 17th of his career with 20 points and 11 rebounds vs. Minnesota.
- The first Nittany Lion to have five consecutive double-doubles since Jarrett Stephens had seven straight during his senior season in 1999-2000 (all nonconference opponents). John Amaechi also had seven straight (five Big Ten opponents, 2 nonconference opponents) in 1994-95.
- Averaging 17.0 points and 14.4 rebounds per game in five games in January with an 79.1 FG percentage (34-43).
- Penn State career leader in field goal percentage at 63.7 (235-369).
- Season field goal percentage of 70.4 (107-152) leads Big Ten and is second nationally. Needs five more field goals to be qualify for the NCAA career leader list minimum of 240 made field goals.
- Rebounding leader for the Nittany Lions at 10.0 per game (No. 19 nationally) and ranks 10th on the NCAA Division I active career list at 8.8 per game.
- Ranks seventh nationally with 55 total blocked shots and is No. 10 with 3.00 per game. Third on Penn State's career list for blocked shots with 147.
- Ranks third on NCAA Division I active career list (2.83 per game) blocked shot average and 22nd in total blocked shots (147).
- Recorded second career 20-point Big Ten game (1st-UW 12/4/17) with 20 points and 15 rebounds vs. Nebraska.
- Had 10 points (all second half) and game-best 12 rebounds at Indiana.
- Collected game-best and tied career-best rebounding mark with 17 in a double-double vs. Northwestern with 18 points. Added four blocks and two steals to his stat line.
- Recorded double-double with a team-leading 17 points and career-best 17 rebounds at Maryland. Went 8-11 from the field and had two blocks, an assist and steal vs. Terps.
- Penn State's male student-athlete of the week (Jan. 2) for 17-point/17-rebound performance at Maryland.
- Had three field goals and went 5-5 from the free throw line vs. Coppin State. Also had six rebounds, two assists and three steals in the win.
- Registered his third-straight double-double with a 12-point, 11-rebound combination vs. Binghamton.
- Had a double-double with Lamar Stevens at George Mason with Watkins' 14 points and 12 rebounds.
- Followed up a 19-point performance at Iowa with a career- and Big Ten-best 22 points vs. Wisconsin, duplicating his 9-13 field goal shooting vs. Badgers. Also had eight rebounds vs. Wisconsin.
- Had then Big Ten-best 19 points (9-13 FG) and seven rebounds in win at Iowa in a career-high 36 minutes at Iowa.
- Had 14 rebounds at N.C. State for game-high total.
- Improved his field goal percentage with a perfect 6-6 mark from the field vs. Pittsburgh.
- One of six Nittany Lions to score in double figures vs. Pittsburgh with 13.
- Recorded first double-double of 2017-18 and ninth of his career vs. Columbia with 11 points and 14 rebounds, one board shy of tying his career best.
- Went 5-5 FG in second half vs. Columbia and Nittany Lions leaned on his 10 points and six blocks (4 in second half).
- Pulled down six rebounds (all defensive) and had eight points vs. Montana.
- Had 15 points off 6-9 FG shooting and with five rebounds and three blocks in outing vs. FDU.
- Missed the first game of the season vs. Campbell.

### ▶ WATKINS' CAREER HIGHS

**Points**  
Career ..... 22, vs. Wisconsin, 12/4/17  
B1G..... 22, vs. Wisconsin, 12/4/17

**Rebounds**  
Career ..... 17, 2x, last vs. Northwestern, 1/5/18  
B1G ..... 17, 2x, last vs. Northwestern, 1/5/18

**Assists**  
Career ..... 4, vs. St. John's, 12/18/16  
B1G..... 2, 3x, last at Iowa, 3/5/17

**Blocks**  
Career 8, 2x, last vs. Nebraska (ot-B10), 3/8/17  
regulation: 8 vs. Wright State, 12/3/16  
B1G..... 7, vs. Wisconsin, 12/4/17

**Steals**  
Career ..... 2, 10x, last vs. Minnesota (ot), 1/15/18  
B1G..... 2, 6x, last vs. Minnesota (ot), 1/15/18

**Minutes**  
Career ..... 39, 2x, last vs. Nebraska (ot), 1/12/18  
regulation: 36, at Iowa, 12/2/17  
B1G..... 39, last vs. Nebraska (ot), 1/12/18  
regulation ..... 36, at Iowa, 12/2/17

**Field Goals - Made**  
Career ..... 10, vs. Minnesota (ot), 1/15/18  
.....regulation: 9, 3x last vs. Wisconsin, 12/4/17  
B1G..... 10, vs. Minnesota (ot), 1/15/18  
.....regulation: 9, 3x last vs. Wisconsin, 12/4/17

**Field Goals - Attempted**  
Career ..... 14, 2x, last vs. Minnesota (ot), 1/15/18  
.....regulation: 9, 3x last vs. Wisconsin, 12/4/17

**B1G..... 14, vs. Minnesota (ot), 1/15/18**  
.....regulation: 13, 2x last vs. Wisconsin, 12/4/17

**3-Point Field Goals - Made**  
Career .....  
B1G.....

**3-Point Field Goals - Attempted**  
Career ..... 1, vs. Wisconsin, 12/4/2017  
B1G..... 1, vs. Wisconsin, 12/4/2017

**Free Throws - Made**  
Career ..... 8, last vs. Northwestern, 1/5/18  
B1G..... 8, last vs. Northwestern, 1/5/18

**Free Throws - Attempted**  
Career ..... 11, last vs. Northwestern, 1/5/18  
B1G..... 11, last vs. Northwestern, 1/5/18

Opponent	Date	qs	min	Total		3-Pointers		Free throws		Rebounds				Other							
				fg	fga	pct	3fg	3fga	pct	ft	fta	pct	off	def	tot	avg	pf	a	t/o	blk	stl
FAIRLEIGH DICKINSON	11/12/17	*	20	6-9	.667	0-0	.000	3-5	.600	2	3	5	5.0	2	1	3	3	2	15	15.0	
MONTANA	11/15/17	*	19	3-4	.750	0-0	.000	2-2	1.000	0	6	6	5.5	3	0	1	4	0	8	11.5	
COLUMBIA	11/17/17	*	23	5-7	.714	0-0	.000	1-1	1.000	2	12	14	8.3	2	0	1	6	1	11	11.3	
vs Pittsburgh	11/20/17	*	22	6-6	1.000	0-0	.000	1-2	.500	0	5	5	7.5	1	0	1	3	1	13	11.8	
vs Texas A&M	11/21/17	*	25	3-5	.600	0-0	.000	1-2	.500	1	2	3	6.6	3	2	0	2	1	7	10.8	
ORAL ROBERTS	11/24/201	*	19	4-5	.800	0-0	.000	0-0	.000	1	5	6	6.5	1	1	3	3	2	8	10.3	
at NC State	11/29/17	*	26	4-10	.400	0-0	.000	0-2	.000	5	9	14	7.6	2	1	2	2	1	8	10.0	
at Iowa	12/02/17	*	36	9-13	.692	0-0	.000	1-3	.333	3	4	7	7.5	4	0	3	3	1	19	11.1	
WISCONSIN	12/4/17	*	34	9-13	.692	0-1	.000	4-6	.667	2	6	8	7.6	1	0	2	7	1	22	12.3	
GEORGE WASHINGTON	12/9/17	*	31	7-11	.636	0-0	.000	1-1	1.000	3	9	12	8.0	2	1	2	4	0	15	12.6	
at George Mason	12/17/17	*	33	5-7	.714	0-0	.000	4-7	.571	2	10	12	8.4	2	1	2	2	14	12.7		
BINGHAMTON	12/19/17	*	32	5-8	.625	0-0	.000	2-4	.500	2	9	11	8.6	2	1	1	3	1	12	12.7	
RIDER	12/22/17	*	24	4-5	.800	0-0	.000	2-2	1.000	0	9	9	8.6	4	0	2	4	0	10	12.5	
COPPIN STATE	12/30/17	*	21	3-6	.500	0-0	.000	5-5	1.000	2	4	6	8.4	1	2	2	3	0	11	12.4	
at Maryland	01/02/18	*	35	8-11	.727	0-0	.000	1-2	.500	3	14	17	9.0	4	1	2	2	1	17	12.7	
NORTHWESTERN	1/5/18	*	31	5-6	.833	0-0	.000	8-11	.727	4	13	17	9.5	2	0	2	4	2	18	13.0	
at Indiana	01/09/18	*	27	4-4	1.000	0-0	.000	2-3	.667	4	8	12	9.6	3	1	3	0	2	10	12.8	
NEBRASKA	1/12/18	*	39	7-8	.875	0-0	.000	6-8	.750	3	12	15	9.9	3	0	2	0	20	13.2		
MINNESOTA	1/15/18	*	37	10-14	.714	0-0	.000	0-3	.000	2	9	11	10.0	5	1	1	2	2	20	13.6	
<b>Totals</b>			<b>19</b>	<b>534</b>	<b>107-152</b>	<b>.704</b>	<b>0-1</b>	<b>.000</b>	<b>44-69</b>	<b>.638</b>	<b>41</b>	<b>149</b>	<b>190</b>	<b>10.0</b>	<b>47</b>	<b>13</b>	<b>35</b>	<b>57</b>	<b>20</b>	<b>258</b>	<b>13.6</b>

Season	GP-GS	Min/Avg	Total		3-Point		FT-FTA	Pct.	Rebounds			Avg.	PF	DQ	A	T	B	S	Scoring	
			FG-FGA	Pct.	FG-FGA	Pct.			Off	Def	Total								Pts.	Avg.
2016-17	33-24	786/23.8	128-217	.590	0-0	.000	63-98	.643	82	185	267	8.1	83	0	20	43	90	25	319	9.7
2017-18	19-19	534/28.1	107-152	.704	0-1	.000	44-69	.638	41	149	190	10.0	47	1	13	35	57	20	258	13.6
<b>TOTAL</b>	<b>52-43</b>	<b>1320/25.4</b>	<b>235-369</b>	<b>.637</b>	<b>0-1</b>	<b>.000</b>	<b>107-167</b>	<b>.641</b>	<b>123</b>	<b>334</b>	<b>457</b>	<b>8.8</b>	<b>130</b>	<b>1</b>	<b>33</b>	<b>78</b>	<b>147</b>	<b>45</b>	<b>577</b>	<b>11.1</b>





# JAMARI WHEELER

# 5

**G • 6-1 • 170**  
**FRESHMAN**  
**LIVE OAK, FL**  
**(THE ROCK SCHOOL)**

## AS A FRESHMAN (2017-18)

- Averages 19.9 minutes per game through 20 games and has had back-to-back starts vs. Nebraska and Minnesota.
- Leads the team and the Big Ten with 39 steals. Ranked nationally at No. 25 for total steals (39) -- and has the fourth-highest total by a freshman. Ranked No. 53 for steals per game (1.95)
- Pulled down four rebounds and had two assists and two steals without a turnover vs. Minnesota.
- Has scored at least four points in seven of the last 10 games.
- Had a game-high and career-best five assists as well as four points, three steals and two rebounds against Northwestern.
- Had career-best two blocks at Indiana to go along with two assists and a steal. Tied Big Ten career-high for minutes played with 22.
- Contributed four points, four rebounds, three steals and two assists at Maryland.
- Tied his career-high total in rebounds with seven vs. Coppin State, all on the defensive side.
- Grabbed a career-best six steals at George Mason which puts him in a tie for No. 6 on Penn State's single-game steals list. Added five points to his stat line vs. Patriots.
- Played 17 minutes against Wisconsin and had a rebound, assist and steal.
- Critical defensive play in Iowa win and had four assists to only one turnover.
- Second on team with 17 steals, including team-high three at N.C. State.
- Went 8-12 (66.7%) from field combined vs. Pittsburgh, Texas A&M and Oral Roberts, dishing out six assists with eight steals and a block.
- Against 16th-ranked Texas A&M, Wheeler had two steals that lead directly to layups in the second half, the second punctuating a Penn State rally to trim the Aggie lead to five.
- Shared team scoring lead with Nazeer Bostick in Oral Roberts game with career-best 14 points.
- Against Oral Roberts, Wheeler started out quickly with six points and two steals in first four minutes of play. He finished with a game-high and career-high 14 points and led the Nittany Lions with seven rebounds, and five steals, also career bests. The five steals are a season-high for a Nittany Lion.
- Wheeler played 19 minutes against Pittsburgh and had two assists without any turnovers, a steal and a rebound.
- Scored seven points with four assists and three steals vs. Columbia.

## ► WHEELER'S CAREER HIGHS

**Points**  
 Career .....14, vs. Oral Roberts, 11/24/17  
 B1G .....4, 2x last vs. Northwestern, 1/5/18

**Rebounds**  
 Career .....7, 2x, last vs. Coppin State, 12/30/17  
 B1G .....5, vs. Nebraska (ot), 1/12/18  
 ..... regulation: 4, at Maryland, 1/2/2018

**Assists**  
 Career .....5, vs. Northwestern, 1/5/18  
 B1G .....5, vs. Northwestern, 1/5/18

**Blocks**  
 Career .....2, at Indiana, 1/9/18  
 B1G .....2, at Indiana, 1/9/18

**Steals**  
 Career .....6, at George Mason, 12/17/17  
 B1G .....3, 2x, last vs. Northwestern, 1/5/18

**Minutes**  
 Career .....36, vs. Columbia, 11/17/17  
 B1G .....26, vs. Nebraska (ot), 1/12/18  
 .....regulation: 22, 2x, last at Indiana, 1/9/18

**Field Goals - Made**  
 Career .....6, vs. Oral Roberts, 11/24/17  
 B1G .....2, 2x, last vs. Northwestern, 1/5/18

**Field Goals - Attempted**  
 Career .....9, vs. Columbia, 11/17/17  
 B1G .....7, at Maryland, 1/2/18

**3-Point Field Goals - Made**  
 Career .....1, 4x, last vs. Coppin State, 12/30/17  
 B1G .....

**3-Point Field Goals - Attempted**  
 Career .....3, 2x, last at Maryland, 1/2/18  
 B1G .....3, at Maryland, 1/2/18

**Free Throws - Made**  
 Career .....3, vs. Columbia, 11/17/17  
 B1G .....1, at Indiana, 1/9/18

**Free Throws - Attempted**  
 Career .....4, at N.C. State, 11/29/17  
 B1G .....2, at Indiana, 1/9/18

Opponent	Date	gs	min	Total		3-Pointers		Free throws		Rebounds										pts	avg
				fg-fga	pct	3fg-fga	pct	ft-fga	pct	off	def	tot	avg	cf	a	t/o	blk	stl			
CAMPBELL	11/10/17	15	2-3	.667	0-1	.000	0-0	.000	0	0	0	0.0	5	0	0	0	1	4	4.0		
FAIRLEIGH DICKINSON	11/12/17	14	0-5	.000	0-2	.000	0-0	.000	2	1	3	1.5	2	0	2	0	2	0	2.0		
MONTANA	11/15/17	17	0-1	.000	0-0	.000	0-2	.000	0	2	2	1.7	1	3	2	0	0	1.3			
COLUMBIA	11/17/17	36	2-9	.222	0-3	.000	3-3	1.000	1	1	2	1.8	2	4	1	0	3	7	2.8		
vs Pittsburgh	11/20/17	19	0-1	.000	0-1	.000	1-2	.500	0	1	1	1.6	3	2	0	0	1	2.4			
vs Texas A&M	11/21/17	16	2-3	.667	0-1	.000	0-0	.000	1	1	2	1.7	3	0	1	0	2	4	2.7		
ORAL ROBERTS	11/24/17	24	6-8	.750	1-2	.500	1-2	.500	1	6	7	2.4	2	4	2	1	5	14	4.3		
at NC State	11/29/17	17	0-1	.000	0-0	.000	1-4	.250	0	0	0	2.1	5	2	1	0	3	1	3.9		
at Iowa	12/02/17	20	0-3	.000	0-2	.000	0-0	.000	0	1	1	2.0	0	4	1	0	0	0	3.4		
WISCONSIN	12/4/17	17	0-1	.000	0-0	.000	0-0	.000	0	1	1	1.9	2	1	1	0	1	0	3.1		
GEORGE WASHINGTON	12/9/17	18	2-4	.500	1-1	1.000	0-1	.000	3	1	4	2.1	3	2	1	0	1	5	3.3		
at George Mason	12/17/17	27	2-6	.333	0-1	.000	1-2	.500	0	1	1	2.0	2	1	2	0	6	5	3.4		
BINGHAMTON	12/19/17	10	2-3	.667	1-1	1.000	0-0	.000	2	1	3	2.1	1	0	4	0	0	5	3.5		
RIDER	12/22/17	14	2-3	.667	0-1	.000	0-2	.000	1	1	2	2.1	2	0	0	0	1	4	3.6		
COPPIN STATE	12/30/17	23	1-3	.333	1-1	1.000	1-2	.500	0	7	7	2.4	2	4	0	0	3	4	3.6		
at Maryland	01/02/18	22	2-7	.286	0-3	.000	0-0	.000	2	2	4	2.5	1	2	0	0	3	4	3.6		
NORTHWESTERN	1/5/18	19	2-5	.400	0-2	.000	0-0	.000	1	1	2	2.5	0	5	3	0	3	4	3.6		
at Indiana	01/09/18	22	0-2	.000	0-1	.000	1-2	.500	0	1	1	2.4	1	2	1	2	1	1	3.5		
NEBRASKA	1/12/18	* 26	0-4	.000	0-0	.000	0-0	.000	2	3	5	2.5	2	3	1	0	1	0	3.3		
MINNESOTA	1/15/18	* 22	0-1	.000	0-0	.000	0-0	.000	1	3	4	2.6	4	2	0	0	2	0	3.2		
Totals		2	398	25-73	.342	4-23	.174	9-22	.409	17	35	52	2.6	43	41	23	3	39	63	3.2	

Season	GP-GS	Min/Avg	Total		3-Point		FT-FTA	Pct.	Rebounds			Avg.	PF	DQ	A	T	B	S	Scoring	
			FG-FGA	Pct.	FG-FGA	Pct.			Off	Def	Total								Pts.	Avg.
2017-18	20-2	398/19.9	25-73	.342	4-23	.174	9-22	.409	17	35	52	2.6	43	2	41	23	3	39	63	3.2
TOTAL	20-2	398/19.9	25-73	.342	4-23	.174	9-22	.409	17	35	52	2.6	43	2	41	23	3	39	63	3.2



# DEIVIS ZEMGULIS

# 1

F • 6-6 • 220  
**JUNIOR**  
**KAUNAS, LITHUANIA**  
**(ST. MARY KYKEN (MD.))**

## AS A JUNIOR (2017-18)

- Has played in 10 games in 2017-18.
- Played seven minutes against Nebraska and had two rebounds.
- Had five points with a three-pointer and two made free throws in 11 minutes of court time vs. Coppin State. Also had a rebound vs. Eagles.
- Played nine minutes vs. George Washington and tallied an assist and a rebound.
- Saw eight minutes of action vs. Pittsburgh (11-20) and six minutes in Oral Roberts game (11-24).
- Collected four rebounds vs. Columbia and had an assist.
- Hit a three vs. Fairleigh Dickinson and added a rebound.
- Scored two points and had a rebound in three minutes vs. Campbell
- Played in first two games to open the season and six games in month of November.

## ► ZEMGULIS' CAREER HIGHS

**Points**  
 Career ..... 11, vs. Kent State, 12/23/15  
 B1G ..... 8, at Maryland, 12/30/15

**Rebounds**  
 Career ..... 5, at Purdue, 1/13/16  
 B1G ..... 5, at Purdue, 1/13/16

**Assists**  
 Career ..... 2, last vs. Michigan, 1/30/16  
 B1G ..... 2, last vs. Michigan, 1/30/16

**Blocks**  
 Career ..... 1, vs. Albany, 11/11/16  
 B1G .....

**Steals**  
 Career 1, 7x, last vs. Fairleigh Dickinson, 11/12/17  
 B1G ..... 1, 3x, last at Iowa, 2/3/16

**Minutes**  
 Career ..... 27, at Purdue, 1/15/16  
 B1G ..... 27, at Purdue, 1/15/16

**Field Goals - Made**  
 Career ..... 4, vs. Kent State, 12/23/15  
 B1G ..... 3, at Maryland, 12/30/15

**Field Goals - Attempted**  
 Career ..... 7, at Ohio State, 1/25/16  
 B1G ..... 7, at Ohio State, 1/25/16

**3-Point Field Goals - Made**  
 Career ..... 1, 16x, last vs. Coppin State, 12/30/17  
 B1G ..... 1, 7x, last at Purdue, 1/21/17

**3-Point Field Goals - Attempted**  
 Career ..... 4 vs. Colgate, 11/23/16  
 B1G ..... 3, 5x, last at Iowa, 2/3/16

**Free Throws - Made**  
 Career ..... 4, vs. Minnesota, 1/5/16  
 B1G ..... 4, vs. Minnesota, 1/5/16

**Free Throws - Attempted**  
 Career ..... 4, 2x, last vs. Wisconsin, 1/21/16  
 B1G ..... 4, 2x, last vs. Wisconsin, 1/21/16

Opponent	Date	gs	min	Total		3-Pointers		Free throws		Rebounds				pf	a	l/o	blk	stl	pts	avg
				fg-fga	pct	3fg-fga	pct	ft-fla	pct	off	def	tot	avg							
CAMPBELL	11/10/17	3	1-1	1.000	0-0	.000	0-0	.000	1	0	1	1.0	1	0	0	0	0	2	2.0	
FAIRLEIGH DICKINSON	11/12/17	7	1-3	.333	1-2	.500	0-0	.000	1	0	1	1.0	0	0	2	0	1	3	2.5	
COLUMBIA	11/17/17	15	0-1	.000	0-1	.000	0-0	.000	2	2	4	2.0	1	1	0	0	0	0	1.7	
vs Pittsburgh	11/20/17	8	0-1	.000	0-1	.000	0-0	.000	1	0	1	1.8	1	0	0	0	0	0	1.3	
ORAL ROBERTS	11/24/201	6	1-2	.500	1-2	.500	0-0	.000	0	0	0	1.4	0	1	0	0	0	3	1.6	
at NC State	11/29/17	1	0-0	.000	0-0	.000	0-0	.000	0	0	0	1.2	0	0	0	0	0	1.3		
GEORGE WASHINGTON	12/9/17	9	0-1	.000	0-1	.000	0-0	.000	1	0	1	1.1	1	1	0	0	0	1.1		
COPPIN STATE	12/30/17	11	1-2	.500	1-2	.500	2-2	1.000	1	0	1	1.1	1	0	1	0	5	1.6		
NEBRASKA	1/12/18	7	0-1	.000	0-1	.000	0-0	.000	0	2	2	1.2	0	0	0	0	0	1.4		
MINNESOTA	1/15/18	1	0-0	.000	0-0	.000	0-0	.000	0	0	0	1.1	0	0	0	0	0	1.3		
<b>Totals</b>		<b>0</b>	<b>68</b>	<b>4-12</b>	<b>.333</b>	<b>3-10</b>	<b>.300</b>	<b>2-2</b>	<b>1.000</b>	<b>7</b>	<b>4</b>	<b>11</b>	<b>1.1</b>	<b>5</b>	<b>3</b>	<b>3</b>	<b>0</b>	<b>13</b>	<b>1.3</b>	

Season	GP-GS	Min/Avg	Total		3-Point		FT-FTA	Pct.	Rebounds				PF	DQ	A	T	B	S	Scoring	
			FG-FGA	Pct.	FG-FGA	Pct.			Off	Def	Total	Avg.							Pts.	Avg.
2015-16	26-1	318/12.2	26-68	.382	10-40	.250	13-19	.684	20	24	44	1.7	20	0	8	13	0	4	75	2.9
2016-17	18-0	111/6.2	5-20	.250	3-13	.231	1-2	.500	3	9	12	0.7	21	0	1	7	1	2	14	0.8
2017-18	10-0	68/6.8	4-12	.333	3-10	.300	2-2	1.000	7	4	11	1.1	5	0	3	3	0	1	13	1.3
<b>TOTAL</b>	<b>54-1</b>	<b>497/9.2</b>	<b>35-100</b>	<b>.350</b>	<b>16-63</b>	<b>.254</b>	<b>16-23</b>	<b>.696</b>	<b>30</b>	<b>37</b>	<b>67</b>	<b>1.2</b>	<b>46</b>	<b>0</b>	<b>12</b>	<b>23</b>	<b>1</b>	<b>7</b>	<b>102</b>	<b>1.9</b>

# 2017-18 BIG TEN STATISTICS

RECORD:	OVERALL	HOME	AWAY	NEUTRAL
ALL GAMES	3-4	2-2	1-2	0-0
CONFERENCE	3-4	2-2	1-2	0-0
NON-CONFERENCE	0-0	0-0	0-0	0-0

#	Player	gp-gs	min	avg	Total		3-Point		F-Throw		Rebounds					pts	avg								
					fg-fga	fg%	3fg-fga	3fg%	ft-fga	ft%	off	def	tot	avg	pf			dq	a	to	blk	stl			
10	Carr, Tony	7-7	266	38.0	45-144	.313	15-42	.357	33-39	.846	9	25	34	4.9	16	0	37	19	1	5	138	19.7			
11	Stevens, Lamar	7-7	234	33.4	52-99	.525	9-24	.375	16-23	.696	10	29	39	5.6	21	1	10	14	6	5	129	18.4			
24	Watkins, Mike	7-7	239	34.1	52-69	.754	0-1	.000	22-36	.611	21	66	87	12.4	22	1	3	15	18	9	126	18.0			
23	Reaves, Josh	4-4	127	31.8	11-26	.423	7-14	.500	2-3	.667	7	9	16	4.0	14	0	15	2	7	3	31	7.8			
33	Garner, Shep	7-7	228	32.6	17-43	.395	13-33	.394	6-7	.857	3	11	14	2.0	22	0	10	9	1	6	53	7.6			
04	Bostick, Nazeer	7-1	125	17.9	10-23	.435	2-8	.250	5-7	.714	5	11	16	2.3	12	0	5	7	1	4	27	3.9			
05	Wheeler, Jamari	7-2	148	21.1	4-23	.174	0-8	.000	1-2	.500	6	12	18	2.6	10	0	19	7	2	11	9	1.3			
44	Moore, Julian	7-0	49	7.0	1-4	.250	0-0	.000	2-3	.667	4	3	7	1.0	5	0	2	1	6	0	4	0.6			
01	Zemgulis, Deivis	2-0	8	4.0	0-1	.000	0-1	.000	0-0	.000	0	2	2	1.0	0	0	0	0	0	0	0	0.0			
35	Buttrick, Trent	1-0	2	2.0	0-2	.000	0-1	.000	0-0	.000	0	0	0	0.0	0	0	0	0	1	0	0	0.0			
21	Harrar, John	3-0	7	2.3	0-0	.000	0-0	.000	0-0	.000	0	0	0	0.0	3	0	0	0	0	0	0	0.0			
03	Pierce, Satchel	3-0	17	5.7	0-2	.000	0-0	.000	0-0	.000	1	3	4	1.3	4	0	0	1	1	0	0	0.0			
Team											6	12	18												4
Total.....		7	1450		192-436	.440	46-132	.348	87-120	.725	72	183	255	36.4	129	2	101	79	44	43	517	73.9			
Opponents.....		7	1450		183-418	.438	49-134	.366	103-149	.691	73	184	257	36.7	122	-	91	76	23	38	518	74.0			

TEAM STATISTICS	PSU	OPP	Date	Opponent	Score	Att.
SCORING	517	518	* 12/02/17	at Iowa	W 77-73	12805
Points per game	73.9	74.0	* 12/4/17	WISCONSIN	L 63-64	6730
Scoring margin	-0.1	-	* 01/02/18	at Maryland	L 69-75	14374
FIELD GOALS-ATT	192-436	183-418	* 1/5/18	NORTHWESTERN	W 78-63	4682
Field goal pct	.440	.438	* 01/09/18	at Indiana	L 70-74	17222
3 POINT FG-ATT	46-132	49-134	* 1/12/18	NEBRASKA	Wot 76-74	6821
3-point FG pct	.348	.366	* 1/15/18	MINNESOTA	Lot 84-95	6361
3-pt FG made per game	6.6	7.0	* - Conference game			
FREE THROWS-ATT	87-120	103-149				
Free throw pct	.725	.691				
F-Throws made per game	12.4	14.7				
REBOUNDS	255	257				
Rebounds per game	36.4	36.7				
Rebounding margin	-0.3	-				
ASSISTS	101	91				
Assists per game	14.4	13.0				
TURNOVERS	79	76				
Turnovers per game	11.3	10.9				
Turnover margin	-0.4	-				
Assist/turnover ratio	1.3	1.2				
STEALS	43	38				
Steals per game	6.1	5.4				
BLOCKS	44	23				
Blocks per game	6.3	3.3				
ATTENDANCE	24594	44401				
Home games-Avg/Game	4-6148	3-14800				
Neutral site-Avg/Game	-	0-0				

Score by Periods	1st	2nd	OT	Totals
Penn State	240	256	21	517
Opponents	229	259	30	518

BIG TEN POINT DIFFERENTIAL																														
W															1															
MARGIN	1	2	3	4	5	6	7	8	9	10	11	12	13	14	15	16	17	18	19	20	21	22	23	24	25	26	27	28	29	30+
L															1															



# 2017-18 OVERALL STATISTICS

RECORD:	OVERALL	HOME	AWAY	NEUTRAL
ALL GAMES	13-7	10-3	2-3	1-1
CONFERENCE	3-4	2-2	1-2	0-0
NON-CONFERENCE	10-3	8-1	1-1	1-1

#	Player	gp-gs	min	avg	Total		3-Point		F-Throw		Rebounds				Other				pts	avg		
					fg-fga	fg%	3fg-fga	3fg%	ft-fa	ft%	off	def	tot	avg	pf	dq	a	to			blk	stl
10	Carr, Tony	18-18	595	33.1	117-292	.401	39-86	.453	79-94	.840	16	65	81	4.5	34	1	86	39	2	19	352	19.6
11	Stevens, Lamar	20-20	626	31.3	120-258	.465	15-50	.300	59-83	.711	36	99	135	6.8	52	2	41	45	20	15	314	15.7
24	Watkins, Mike	19-19	534	28.1	107-152	.704	0-1	.000	44-69	.638	41	149	190	10.0	47	1	13	35	57	20	258	13.6
23	Reaves, Josh	16-16	472	29.5	63-121	.521	21-49	.429	25-35	.714	29	44	73	4.6	47	2	59	17	15	38	172	10.8
33	Garner, Shep	20-20	621	31.1	67-162	.414	54-136	.397	9-13	.692	7	32	39	2.0	44	0	28	27	1	17	197	9.9
04	Bostick, Nazeer	19-3	357	18.8	36-81	.444	5-19	.263	28-39	.718	15	33	48	2.5	29	0	16	26	3	15	105	5.5
05	Wheeler, Jamari	20-2	398	19.9	25-73	.342	4-23	.174	9-22	.409	17	35	52	2.6	43	2	41	23	3	39	63	3.2
03	Pierce, Satchel	15-0	129	8.6	8-25	.320	0-1	.000	15-26	.577	14	19	33	2.2	27	0	3	17	2	2	31	2.1
44	Moore, Julian	19-2	169	8.9	11-24	.458	0-0	.000	8-12	.667	13	17	30	1.6	14	0	3	8	15	3	30	1.6
01	Zemgulis, Deivis	10-0	68	6.8	4-12	.333	3-10	.300	2-2	1.000	7	4	11	1.1	5	0	3	3	0	1	13	1.3
21	Harrar, John	12-0	43	3.6	6-8	.750	0-0	.000	1-5	.200	5	3	8	0.7	9	0	0	3	0	1	13	1.1
35	Buttrick, Trent	8-0	33	4.1	2-9	.222	1-4	.250	0-2	.000	3	7	10	1.3	7	0	0	7	1	0	5	0.6
20	Nussbaum, Taylor	2-0	2	1.0	0-0	.000	0-0	.000	0-0	.000	0	0	0	0.0	0	0	0	0	0	0	0	0.0
22	Hazle, Grant	2-0	3	1.5	0-0	.000	0-0	.000	0-0	.000	0	0	0	0.0	0	0	0	0	0	0	0	0.0
Team											23	25	48					10				
Total.....		20	4050		566-1217	.465	142-379	.375	279-402	.694	226	532	758	37.9	358	8	293	260	119	170	1553	77.7
Opponents.....		20	4050		474-1150	.412	132-379	.348	264-379	.697	194	478	672	33.6	372	-	223	298	71	118	1344	67.2

TEAM STATISTICS	PSU	OPP	Date	Opponent	Score	Att.
SCORING	1553	1344	11/10/17	CAMPBELL	w 86-75	8512
Points per game	77.7	67.2	11/12/17	FAIRLEIGH DICKINSON	w 81-57	5802
Scoring margin	+10.5	-	11/15/17	MONTANA	w 70-57	5854
FIELD GOALS-ATT	566-1217	474-1150	11/17/17	COLUMBIA	w 79-65	6529
Field goal pct	.465	.412	11/20/17	vs Pittsburgh	w 85-54	5904
3 POINT FG-ATT	142-379	132-379	11/21/17	vs Texas A&M	L 87-98	5081
3-point FG pct	.375	.348	11/24/17	ORAL ROBERTS	w 86-48	4463
3-pt FG made per game	7.1	6.6	11/29/17	at NC State	L 78-85	15270
FREE THROWS-ATT	279-402	264-379	* 12/02/17	at Iowa	w 77-73	12805
Free throw pct	.694	.697	* 12/4/17	WISCONSIN	L 63-64	6730
F-Throws made per game	14.0	13.2	12/9/17	GEORGE WASHINGTON	w 74-54	6652
REBOUNDS	758	672	12/17/17	at George Mason	w 72-54	5439
Rebounds per game	37.9	33.6	12/19/17	BINGHAMTON	w 80-65	4009
Rebounding margin	+4.3	-	12/22/17	RIDER	L 70-71	4217
ASSISTS	293	223	12/30/17	COPPIN STATE	w 88-43	4512
Assists per game	14.7	11.2	* 01/02/18	at Maryland	L 69-75	14374
TURNOVERS	260	298	* 1/5/18	NORTHWESTERN	w 78-63	4682
Turnovers per game	13.0	14.9	* 01/09/18	at Indiana	L 70-74	17222
Turnover margin	+1.9	-	* 1/12/18	NEBRASKA	Wot 76-74	6821
Assist/turnover ratio	1.1	0.7	* 1/15/18	MINNESOTA	Lot 84-95	6361
STEALS	170	118	* - Conference game			
Steals per game	8.5	5.9				
BLOCKS	119	71				
Blocks per game	6.0	3.6				
ATTENDANCE	75144	76095				
Home games-Avg/Game	13-5780	5-13022				
Neutral site-Avg/Game	-	2-5492				

Score by Periods	1st	2nd	OT	Totals
Penn State	751	781	21	1553
Opponents	596	718	30	1344

### POINT DIFFERENTIAL

W	1	1	1	1	1	2	1	1	1	3
MARGIN	1	2	3	4	5	6	7	8	9	10
L	2	1	1	1	2					