

# 2018 Winter Cup Prelims

## Meet Results







Feb 15, 2018

Page: 1  
Printed: 2/15/2018 9:30 PM

Men / SR / All

Session: 2

Judge's Signatures

Rank	Num	Name	Gym							AA
1	22	Samuel Mikulak	U.S.O.T.C.	Diff: 5.600	5.900	5.700	4.400	6.300	6.100	
				Exec: 9.100	8.750	7.800	9.150	8.900	8.600	
				ND: _____	_____	_____	_____	_____	_____	
				Final: 14.700	14.650	13.500	13.550	15.200	14.700	86.300
				Place: 1T	3*	9T	20	1	1	1
2	28	Marvin Kimble	Salto Gym	Diff: 5.400	6.300	5.900	5.600	5.900	6.300	
				Exec: 8.300	7.600	8.300	9.100	7.450	7.450	
				ND: -0.100	_____	_____	_____	_____	_____	
				Final: 13.600	13.900	14.200	14.700	13.350	13.750	83.500
				Place: 17T	9T	2T	1	14T	5	2
3	27	Akash Modi	Stanford	Diff: 5.800	5.900	5.400	5.200	6.100	5.800	
				Exec: 8.550	7.900	8.100	9.200	7.950	7.550	
				ND: _____	_____	_____	-0.100	_____	_____	
				Final: 14.350	13.800	13.500	14.300	14.050	13.350	83.350
				Place: 4	11	9T	8T	3	9	3
4	3	Donothan Bailey	U.S.O.T.C.	Diff: 5.700	6.000	5.600	5.200	5.900	5.400	
				Exec: 8.150	8.200	8.000	9.250	7.650	8.000	
				ND: _____	_____	_____	_____	_____	_____	
				Final: 13.850	14.200	13.600	14.450	13.550	13.400	83.050
				Place: 9T	5T	7T	6	8T	8	4
5	49	Sean Melton	Ohio State	Diff: 5.300	5.400	5.800	5.200	5.300	5.000	
				Exec: 8.800	8.300	8.750	8.250	8.250	8.500	
				ND: _____	_____	_____	_____	_____	_____	
				Final: 14.100	13.700	14.550	13.450	13.550	13.500	82.850
				Place: 6	12	1	24	8T	7	5
6	21	Robert Neff	Stanford	Diff: 5.500	5.900	4.900	4.800	5.300	5.900	
				Exec: 8.450	8.300	8.250	9.200	8.050	8.250	
				ND: -0.100	_____	_____	_____	_____	_____	
				Final: 13.850	14.200	13.150	14.000	13.350	14.150	82.700
				Place: 9T	5T	20T	12	14T	2T	6
7	1	Allan Bower	Univ Oklahoma	Diff: 5.400	6.100	5.400	5.200	5.600	5.300	
				Exec: 8.750	8.000	7.800	8.950	8.250	7.850	
				ND: _____	_____	_____	_____	_____	_____	
				Final: 14.150	14.100	13.200	14.150	13.850	13.150	82.600
				Place: 5	8	15T	10	5	11	7
8	7	Alec Yoder	Ohio State	Diff: 5.000	6.200	5.300	4.800	5.000	5.200	
				Exec: 8.250	8.650	7.850	9.100	9.150	7.900	
				ND: _____	_____	_____	_____	_____	_____	
				Final: 13.250	14.850	13.150	13.900	14.150	13.100	82.400
				Place: 22	2	20T	13T	2	12	8
9	20	Shane Wiskus	Univ Minnesota	Diff: 5.600	5.300	4.900	5.200	5.700	5.300	
				Exec: 8.950	7.300	8.500	8.100	8.300	8.850	
				ND: _____	_____	_____	-0.300	_____	_____	
				Final: 14.550	12.600	13.400	13.000	14.000	14.150	81.700
				Place: 3	23	11	30T	4	2T	9
10	36	Kanji Oyama	U.S.O.T.C.	Diff: 5.600	5.200	5.400	5.200	5.700	4.800	
				Exec: 7.800	7.750	8.200	9.400	7.800	8.750	
				ND: _____	_____	_____	_____	_____	_____	
				Final: 13.400	12.950	13.600	14.600	13.500	13.550	81.600
				Place: 20T	17	7T	3	12	6	10

# 2018 Winter Cup Prelims

## Meet Results







Feb 15, 2018

Page: 2

Printed: 2/15/2018 9:30 PM

Men / SR / All

Session: 2

Rank	Num	Name	Gym							AA
11	19	Grant Breckenridge	Stanford	Diff: 4.000	4.500	4.300	4.000	5.400	5.700	
				Exec: 9.200	8.500	9.000	9.400	8.150	8.200	
				ND:						
				Final: 13.200	13.000	13.300	13.400	13.550	13.900	80.350
				Place: 23	15T	13T	25T	8*	4	11
12	33	Colin VanWicklen	Cypress Academy	Diff: 5.600	4.500	4.800	5.600	5.400	5.300	
				Exec: 7.150	7.800	8.950	8.950	8.150	7.750	
				ND:						
				Final: 12.750	12.300	13.750	14.550	13.550	13.050	79.950
				Place: 26T	27	6	4T	8*	13	12
13	48	Adrian De Los Angeles	U.S.O.T.C.	Diff: 5.400	5.500	4.600	5.200	5.500	5.100	
				Exec: 7.850	7.650	7.850	9.450	7.950	7.250	
				ND: -0.600						
				Final: 12.650	13.150	12.450	14.650	13.450	12.350	78.700
				Place: 28	14	33	2	13	26	13
14	38	Alex Powarzynski	Univ Oklahoma	Diff: 5.500	4.700	5.200	5.200	5.500	5.000	
				Exec: 8.400	7.800	8.100	8.800	7.550	7.200	
				ND:			-0.300			
				Final: 13.900	12.500	13.300	13.700	13.050	12.200	78.650
				Place: 7T	24	13T	16T	18	28T	14
15	24	Tristan Duran	Univ Minnesota	Diff: 5.300	4.700	4.600	4.800	5.600	5.700	
				Exec: 7.250	8.000	8.450	8.900	8.050	6.850	
				ND:			-0.100			
				Final: 12.550	12.700	13.050	13.600	13.650	12.550	78.100
				Place: 30	19T	24T	19	7	22T	15
16	43	Kiwan Watts	Arizona State	Diff: 5.100	4.900	4.700	4.800	5.200	4.700	
				Exec: 7.350	8.000	8.100	9.250	7.650	7.900	
				ND:						
				Final: 12.450	12.900	12.800	14.050	12.850	12.600	77.650
				Place: 32	18	27	11	19T	18T	16
17	66	Riley Loos	Technique	Diff: 5.200	4.400	4.200	5.200	4.600	3.900	
				Exec: 8.600	7.950	8.800	8.600	7.350	8.800	
				ND:						
				Final: 13.800	12.350	13.000	13.800	11.950	12.700	77.600
				Place: 12T	26	26	15	32	16T	17
18	23	Dylan Ellsworth	Univ Iowa	Diff: 4.900	4.300	4.900	5.200	5.000	4.500	
				Exec: 8.750	7.750	8.300	9.100	7.200	7.950	
				ND:				-0.300		
				Final: 13.650	12.050	13.200	14.300	11.900	12.450	77.550
				Place: 15T	30	15T	8T	33T	24	18
19	69	Griffin Kehler	Univ Nebraska	Diff: 5.200	4.100	4.200	4.400	5.000	4.900	
				Exec: 8.550	7.700	8.350	9.100	7.650	8.100	
				ND:						
				Final: 13.750	11.800	12.550	13.500	12.650	13.000	77.250
				Place: 14	31	31T	21T	24T	14T	19
20	88	Nicholas Merryman	Univ Iowa	Diff: 4.000	4.900	4.400	3.200	4.900	4.500	
				Exec: 8.350	8.350	8.800	8.900	8.450	8.050	
				ND:						
				Final: 12.350	13.250	13.200	12.100	13.350	12.550	76.800
				Place: 34T	13	15T	34	14T	22T	20

# 2018 Winter Cup Prelims

## Meet Results







Feb 15, 2018

Page: 3

Printed: 2/15/2018 9:30 PM

Men / SR / All







Session: 2

Rank	Num	Name	Gym							AA
21	68	Shaun Herzog	Univ Minnesota	Diff: 5.400	3.300	4.500	5.200	5.300	5.000	
				Exec: 6.950	7.400	8.850	8.700	7.900	8.200	
				ND: _____	_____	_____	_____	_____	_____	
				Final: 12.350	10.700	13.350	13.900	13.200	13.200	76.700
				Place: 34T	36T	12	13T	17	10	21
22	40	Andrew Bitner	Stanford	Diff: 5.200	5.300	4.800	4.800	5.000	4.300	
				Exec: 6.200	7.400	8.250	8.800	7.850	8.300	
				ND: _____	_____	_____	-0.100	_____	_____	
				Final: 11.400	12.700	13.050	13.500	12.850	12.600	76.100
				Place: 37	19T	24T	21T	19T	18T	22
23	39	Shane Sadighi	UC Berkeley	Diff: 4.900	4.300	4.600	4.800	4.600	4.500	
				Exec: 8.100	8.100	8.600	8.400	7.750	6.600	
				ND: _____	_____	_____	-0.300	_____	_____	
				Final: 13.000	12.400	13.200	12.900	12.350	11.100	74.950
				Place: 24	25	15T	32	29	37	23
24	16	Brennan Pantazis	Penn State	Diff: 5.200	4.100	4.500	5.200	4.900	4.400	
				Exec: 7.550	7.050	8.150	8.600	6.950	8.200	
				ND: _____	_____	_____	-0.300	_____	_____	
				Final: 12.750	11.150	12.650	13.500	11.850	12.600	74.500
				Place: 26T	34	29*	21T	35	18T	24
25	71	Kirk Malm	Arizona State	Diff: 4.500	4.400	3.400	4.000	3.500	4.400	
				Exec: 8.350	8.300	7.800	8.900	8.650	7.700	
				ND: _____	_____	_____	-0.100	_____	_____	
				Final: 12.850	12.700	11.200	12.800	12.150	12.100	73.800
				Place: 25	19T	38	33	31	31	25
26	95	Morgan Seyler	Southlake	Diff: 5.000	4.100	4.500	4.800	3.900	4.200	
				Exec: 7.600	8.150	7.800	8.850	7.450	7.750	
				ND: -0.100	_____	_____	-0.300	_____	_____	
				Final: 12.500	12.250	12.300	13.350	11.350	11.950	73.700
				Place: 31	28*	34	27T	38	33	26
27	77	Joel Diaz	Univ Illinois	Diff: 4.800	3.800	5.100	4.800	4.400	3.900	
				Exec: 7.700	6.900	8.100	8.500	7.500	7.950	
				ND: -0.100	_____	_____	-0.300	_____	_____	
				Final: 12.400	10.700	13.200	13.000	11.900	11.850	73.050
				Place: 33	36T	15T	30T	33T	34	27
28	37	Joshua Dieker	Springfield College	Diff: 4.300	3.300	4.800	4.400	3.800	3.900	
				Exec: 8.300	6.250	7.250	9.000	8.500	7.800	
				ND: _____	_____	_____	_____	_____	_____	
				Final: 12.600	9.550	12.050	13.400	12.300	11.700	71.600
				Place: 29	39	35T	25T	30	35T	28
29	35	Sean Neighbarger	Ohio State	Diff: 5.400	0.000	4.500	5.200	4.900	4.500	
				Exec: 8.300	0.000	8.150	9.350	7.750	7.700	
				ND: -0.300	_____	_____	_____	_____	_____	
				Final: 13.400	0.000	12.650	14.550	12.650	12.200	65.450
				Place: 20T	40*	29*	4T	24T	28T	29
30	15	Kyle King	Univ Nebraska	Diff: 5.500	5.100	0.000	5.200	4.900	4.500	
				Exec: 8.350	6.350	0.000	9.250	6.800	8.100	
				ND: _____	_____	_____	-0.100	_____	_____	
				Final: 13.850	11.450	0.000	14.350	11.700	12.600	63.950
				Place: 9T	32	39*	7	37	18T	30

# 2018 Winter Cup Prelims

## Meet Results

Feb 15, 2018

Rank	Num	Name	Gym							AA
31	75	Jordan Williams	Liberty	Diff: 0.000	4.100	3.900	4.800	3.500	4.100	
				Exec: 0.000	8.150	8.150	8.550	9.000	7.600	
				ND:						
				Final: 0.000	12.250	12.050	13.350	12.500	11.700	61.850
				Place: 40*	28*	35T	27T	27T	35T	31
32	57	Johnny Jacobson	Univ Illinois	Diff: 4.700	0.000	4.500	4.800	5.500	4.000	
				Exec: 5.900	0.000	8.050	8.250	8.200	6.000	
				ND:						
				Final: 10.600	0.000	12.550	13.050	13.700	10.000	59.900
				Place: 39	40*	31T	29	6	38	32
33	10	Jordan Kovach	Univ Illinois	Diff: 5.100	0.000	4.400	0.000	4.800	4.400	
				Exec: 8.500	0.000	8.300	0.000	7.700	8.300	
				ND:						
				Final: 13.600	0.000	12.700	0.000	12.500	12.700	51.500
				Place: 17T	40*	28	35*	27T	16T	33
34	32	Cameron Bock	Univ Michigan	Diff: 0.000	4.700	4.800	0.000	5.700	5.100	
				Exec: 0.000	6.600	8.300	0.000	7.450	6.950	
				ND:				-0.300		
				Final: 0.000	11.300	13.100	0.000	12.850	12.050	49.300
				Place: 40*	33	23	35*	19T	32	34
35	31	Zack Mollett	Arizona State	Diff: 5.200	4.500	4.200	0.000	4.400	0.000	
				Exec: 8.450	5.750	7.500	0.000	8.350	0.000	
				ND:						
				Final: 13.650	10.250	11.700	0.000	12.750	0.000	48.350
				Place: 15T	38	37	35*	23	39*	35
36	41	Jalon Stephens	Univ Minnesota	Diff: 4.500	0.000	0.000	4.800	4.900	5.000	
				Exec: 6.450	0.000	0.000	8.900	4.300	8.000	
				ND:						
				Final: 10.950	0.000	0.000	13.700	9.200	13.000	46.850
				Place: 38	40*	39*	16T	39	14T	36
37	4	Yul Moldauer	Univ Oklahoma	Diff: 5.800	5.400	5.700	0.000	0.000	0.000	
				Exec: 8.900	8.800	8.500	0.000	0.000	0.000	
				ND:						
				Final: 14.700	14.200	14.200	0.000	0.000	0.000	43.100
				Place: 1T	5T	2T	35*	40*	39*	37
38	30	Alex Diab	Univ Illinois	Diff: 5.800	0.000	5.700	0.000	0.000	4.900	
				Exec: 7.800	0.000	8.450	0.000	0.000	7.300	
				ND:						
				Final: 13.600	0.000	14.150	0.000	0.000	12.200	39.950
				Place: 17T	40*	4	35*	40*	28T	38
39	8	Christopher Stephenson	Univ Nebraska	Diff: 5.200	4.700	0.000	0.000	4.800	0.000	
				Exec: 8.700	8.300	0.000	0.000	7.850	0.000	
				ND:						
				Final: 13.900	13.000	0.000	0.000	12.650	0.000	39.550
				Place: 7T	15T	39*	35*	24T	39*	39
40	18	Antonio Castro	Univ Nebraska	Diff: 0.000	5.500	0.000	4.800	0.000	5.000	
				Exec: 0.000	7.200	0.000	8.950	0.000	7.400	
				ND:			-0.100			
				Final: 0.000	12.700	0.000	13.650	0.000	12.400	38.750
				Place: 40*	19T	39*	18	40*	25	40

# 2018 Winter Cup Prelims

## Meet Results







Feb 15, 2018

Page: 5

Printed: 2/15/2018 9:30 PM

Men / SR / All

Session: 2

Rank	Num	Name	Gym							AA
41	52	Nikita Latman	Arizona State	Diff: 0.000	4.800	0.000	0.000	3.900	3.600	
				Exec: 0.000	6.200	0.000	0.000	7.850	8.700	
				ND:						
				Final: 0.000	11.000	0.000	0.000	11.750	12.300	35.050
				Place: 40*	35	39*	35*	36	27	41
42	17	Alexander Naddour	USA Youth Fitness	Diff: 0.000	6.400	5.800	0.000	0.000	0.000	
				Exec: 0.000	8.900	8.200	0.000	0.000	0.000	
				ND:						
				Final: 0.000	15.300	14.000	0.000	0.000	0.000	29.300
				Place: 40*	1	5	35*	40*	39*	42
43	45	Nathan Tsuji	Univ Washington	Diff: 5.100	0.000	0.000	0.000	4.700	0.000	
				Exec: 8.700	0.000	0.000	0.000	8.100	0.000	
				ND:						
				Final: 13.800	0.000	0.000	0.000	12.800	0.000	26.600
				Place: 12T	40*	39*	35*	22	39*	43
44	46	Michael Wilner	UIC	Diff: 4.800	0.000	6.000	0.000	0.000	0.000	
				Exec: 7.550	0.000	7.150	0.000	0.000	0.000	
				ND:						
				Final: 12.350	0.000	13.150	0.000	0.000	0.000	25.500
				Place: 34T	40*	20T	35*	40*	39*	44
45	11	Brandon Ngai	Univ Illinois	Diff: 0.000	5.900	0.000	0.000	0.000	0.000	
				Exec: 0.000	8.750	0.000	0.000	0.000	0.000	
				ND:						
				Final: 0.000	14.650	0.000	0.000	0.000	0.000	14.650
				Place: 40*	3*	39*	35*	40*	39*	45
46	6	Stephen Nedoroscik	Penn State	Diff: 0.000	5.400	0.000	0.000	0.000	0.000	
				Exec: 0.000	8.500	0.000	0.000	0.000	0.000	
				ND:						
				Final: 0.000	13.900	0.000	0.000	0.000	0.000	13.900
				Place: 40*	9T	39*	35*	40*	39*	46