

# NEBRASKA BASKETBALL

## 2014-15 Game Notes

**Game #23** Penn State  
**Date:** Saturday, Feb. 7  
**Time:** 3:05 p.m. (CT)  
**Arena:** Bryce Jordan Center  
**Capacity:** 15,261

**Media Relations Contact:** Shamus McKnight  
**Office:** 402-472-7772 | **Cell:** 402-540-0268  
**E-mail:** smcknight@huskers.com



# HUSKERS LOOK FOR ROAD WIN AT PENN STATE

The Nebraska men's basketball team looks for its first Big Ten road win of the season, as the Huskers travel to Penn State to face the Nittany Lions Saturday afternoon.

Tipoff is set for 3:05 p.m. (central) and the contest will be televised nationally on ESPNU with Clay Matvick and Sean Harrington on the call. Saturday's game is also available online and on mobile devices on the WatchESPN app.

The game will be broadcast across the state of Nebraska on the 37-station IMG Husker Sports Radio Network, including KLIN 1400 AM in Lincoln, 1110 KFAB in Omaha and KRVN 880 AM in Lexington with Kent Pavelka calling the action and Matt Davison adding color commentary. The game can be heard for free on Huskers.com and is available on the Huskers' app on iOS or android devices, as well as on Tuneln Radio and on SiriusXM Satellite Radio.

The Huskers (13-9, 5-5 Big Ten) bounced back from a pair of losses with one of their best performances of the year, shooting 63 percent from the floor in posting a 76-60 win over Northwestern Tuesday evening. It was Nebraska's best shooting effort from the field in five seasons and highest shooting percentage against a conference opponent in 16 seasons.

Terran Petteway led three Huskers in double figures

against Northwestern with 28 points - his 11th 20-point game of the season - seven rebounds and four assists. The 6-foot-6 junior is one of only five players in the country averaging 19.0 points, 5.0 rebounds and 2.5 assists per game, as he ranks third in the Big Ten in scoring. Petteway comes into Saturday's game needing three points to reach 1,000 points for his Husker career.

Juniors Shavon Shields and Walter Pitchford joined Petteway in double figures on Tuesday, combining for 25 points. Shields, who reached the 1,000-point mark against Northwestern, had 11 points and a career-high eight assists, while Pitchford had 14 points, including 3-of-5 from 3-point range, as his outburst was his highest point total since November.

With a 5-5 mark, the Huskers are in the middle of a jumbled pack, as only two games separate second through 10th place in the conference standings entering this weekend's action.

Penn State is 14-9 on the season and 2-8 in the Big Ten following a 64-58 loss at Maryland on Wednesday. In that game, D.J. Newbill led the Nittany Lions with 18 points, seven rebounds and five assists. The fifth-year senior leads the Big Ten in scoring at 21.3 points per game. PSU has been in close games in Big Ten play, as five of their eight losses are by six points or less.

### 2014-15 NEBRASKA SCHEDULE

Date	Opponent	Time/Result
Nov. 16	Northern Kentucky (BTN Plus)	W, 80-61
Nov. 18	Central Arkansas (ESPN3)	W, 82-56
Nov. 22	at Rhode Island (Cox)	L, 62-66 (OT)
Nov. 25	Omaha (ESPN3)	W, 80-67
Nov. 28	Tennessee-Martin (ESPN3)	W, 75-64
Dec. 1	at Florida State (ESPN2)	W, 70-65
Dec. 7	Creighton (BTN)	L, 55-65
Dec. 10	Incarinate Word (ESPN3)	L, 73-74
Dec. 13	Cincinnati (BTN)	W, 56-55 (2ot)

at Hawaiian Airlines Diamond Head Classic

Dec. 22	vs. Hawaii (ESPN2)	L, 58-66
Dec. 23	vs. LMU (ESPN2)	W, 50-42 (OT)
Dec. 25	vs. Ohio (ESPN2)	W, 71-58

Dec. 31	Indiana # (BTN)	L, 65-70
Jan. 5	at Iowa # (BTN)	L, 59-70
Jan. 8	Rutgers # (ESPN2)	W, 65-49
Jan. 11	Illinois # (BTN)	W, 53-43
Jan. 15	at No. 7 Wisconsin # (ESPN2)	L, 55-70
Jan. 20	Minnesota # (BTN)	W, 52-49
Jan. 24	Michigan State # (ESPN)	W, 79-77
Jan. 27	at Michigan # (ESPN)	L, 44-58
Jan. 31	at Minnesota # (BTN)	L, 42-60
Feb. 3	Northwestern # (BTN)	W, 76-60
Feb. 7	at Penn State # (ESPN2)	3 p.m.
Feb. 10	Wisconsin # (ESPN)	8 p.m.
Feb. 15	at Purdue # (BTN)	4:15 p.m.
Feb. 19	at Maryland # (BTN)	6 p.m.
Feb. 22	Iowa # (BTN)	2 p.m.
Feb. 26	at Ohio State # (ESPN/2)	6 p.m.
March 4	at Illinois # (BTN)	9 p.m.
March 8	Maryland # (BTN)	6:30 p.m.
March 11-15	Big Ten Tournament	
March 17		
-April 6	NCAA Tournament	

#-Big Ten Conference game; BTN Plus - Available online and on BTN2Go App. All times are Central and times and dates are subject to change. All Husker regular-season games will be heard on the Husker Sports Network and Huskers.com.

### NEBRASKA PROBABLE STARTERS

Nebraska		2014-15 stats							
No.	Name	Pos	Yr.	Ht.	Wt.	G/GS	PPG	RPG	Other
3	Benny Parker	G	Jr.	5-9	172	22/19	5.5	2.2	2.1 apg
5	Terran Petteway	G	Jr.	6-6	215	22/22	19.0	5.0	2.7 apg
31	Shavon Shields	G/F	Jr.	6-7	221	22/22	16.0	6.3	2.3 apg
21	Leslee Smith	F	Sr.	6-8	255	8/2	3.3	2.7	0.6 apg
35	Walter Pitchford	F	Jr.	6-10	237	22/22	7.2	4.8	0.6 bpg

### NEBRASKA CORNHUSKERS

2014-15 Record: 13-9, 5-5 Big Ten  
 Head coach: Tim Miles  
 Record at Nebraska: 47-40 (Third year)  
 Career Record: 330-260 (20th year)



### PENN STATE NITTANY LIONS

2014-15 Record: 14-9, 2-8 Big Ten  
 Head coach: Patrick Chambers  
 Record at Penn State: 52-68 (Fourth year)  
 Career Record: 94-96 (Sixth year)



### BROADCAST INFORMATION

**Television:** ESPNU  
 Play-by-play: Clay Matvick  
 Expert Analysis: Sean Harrington  
**Online:** WatchESPN

**Radio:** IMG Husker Sports Radio Network, including KLIN (1400 AM) in Lincoln, KFAB (1110 AM) in Omaha and KRVN (880 AM) in Lexington. Also available online at Huskers.com, on the Huskers App and on Tuneln Radio and the Tuneln Radio App.  
 Play-by-play: Kent Pavelka  
 Expert Analysis: Matt Davison

**Satellite Radio (PSU Feed):** Sirius (126), XM (196)

**Live Stats:** Huskers.com

### NEBRASKA MEDIA RELATIONS

Associate Media Relations Director: Shamus McKnight  
 Office: 402-472-7772 | Cell: 402-540-0268  
 E-mail: smcknight@huskers.com

### FOLLOW THE HUSKERS ONLINE

Web site: Huskers.com  
 Twitter: @CoachMiles & @HuskerHoops  
 NU Hoops: Facebook.com/NebraskaBasketball

2014-15 NEBRASKA CORNHUSKERS ROSTER

No.	VL	Name	Pos.	Ht.	Wt.	Yr.	Hometown (Previous School)
0	*	Tai Webster	G	6-4	199	So.	Auckland, New Zealand (Westlake Boys)
1		Andrew White III ^	G	6-7	220	Jr.	Richmond, Va. (University of Kansas)
2	***	David Rivers	F	6-7	200	Sr.	Little Rock, Ark. (Hall)
3	**	Benny Parker	G	5-9	172	Jr.	Kansas City, Kan. (Sumner Academy)
5	*	Terran Petteway	G/F	6-6	215	Jr.	Galveston, Texas (Texas Tech University)
10	***	Trevor Menke	G	5-11	184	Sr.	Beatrice, Neb. (Beatrice)
11		Tarin Smith	G	6-2	175	Fr.	Ocean Township, N.J. (St. Anthony)
12		Moses Abraham	C	6-9	252	Sr.	Kano, Nigeria (Georgetown University)
21	*	Leslee Smith	F	6-8	255	Sr.	Long Look, British Virgin Islands (Seward County Community College)
23		Nick Fuller	G/F	6-7	207	RFr.	Sun Prairie, Wis. (Sun Prairie)
24		Jake Hammond	F	6-10	230	Fr.	Comanche, Okla. (Comanche)
30		B.J. Day	G/F	6-5	236	Fr.	Lincoln, Neb. (Southeast)
31	**	Shavon Shields	G/F	6-7	221	Jr.	Olathe, Kan. (Northwest)
35	*	Walter Pitchford	F	6-10	237	Jr.	Grand Rapids, Mich. (University of Florida)
44	***	Kye Kurkowski	F	6-11	221	Sr.	Grant, Neb. (Perkins County)

^ will sit out 2014-15 season because of NCAA Transfer Rules

COACHING AND SUPPORT STAFF

Head Coach: Tim Miles (University of Mary, 1989)  
 Assistant Coach: Chris Harriman, third season (Augusta State, 2003);  
 Assistant Coach: Kenya Hunter, second season (Duquesne, 1996)  
 Assistant Coach: Jim Molinari, first season (Illinois Wesleyan, 1977)  
 Director of Basketball Operations: Teddy Owens  
 Video Coordinator: Gregory Eaton  
 Basketball Strength Coach: Tim Wilson  
 Administrative Coordinator: Brett Sapp  
 Graduate Manager: Ali Farokhmanesh

PRONUNCIATION GUIDE

Ali Farokhmanesh ..... fuh-ROAK-muh-NESH  
 Trevor Menke ..... Men-key  
 Jim Molinari ..... Mole-in-AIR-ee  
 Terran Petteway ..... tur-RAN PET-eh-way  
 Tarin Smith ..... Tear-in  
 Shavon Shields ..... sha-VON  
 Tai Webster ..... Tie  
 Beatrice, Neb. .... Be-AT-russ  
 Kano, Nigeria ..... KAH-noh  
 Olathe, Kan. .... oh-LAY-tha

TALE OF THE TAPE

Nebraska Cornhuskers

2014-15 Team Statistics (Record: 13-9, 5-5 Big Ten)

	Nebraska	OPP
SCORING	1402	1345
Points per game	63.7	61.1
Scoring margin	+2.6	-
FIELD GOALS-ATT	479-1105	460-1181
Field goal pct	.433	.390
3 POINT FG-ATT	122-401	142-458
3-point FG pct	.304	.310
3-pt FG made per game	5.5	6.5
FREE THROWS-ATT	322-446	283-422
Free throw pct	.722	.671
F-Throws made per game	14.6	12.9
REBOUNDS	724	761
Rebounds per game	32.9	34.6
Rebounding margin	-1.7	-
ASSISTS	228	220
Assists per game	10.4	10.0
TURNOVERS	292	313
Turnovers per game	13.3	14.2
Turnover margin	+1.0	-
Assist/turnover ratio	0.8	0.7
STEALS	133	136
Steals per game	6.0	6.2
BLOCKS	70	48
Blocks per game	3.2	2.2

Penn State Nittany Lions

2014-15 Team Statistics (Record: 14-9, 2-8 Big Ten)

	Penn State	OPP
SCORING	1586	1520
Points per game	69.0	66.1
Scoring margin	+2.9	-
FIELD GOALS-ATT	552-1267	520-1281
Field goal pct	.436	.406
3 POINT FG-ATT	148-457	139-423
3-point FG pct	.324	.329
3-pt FG made per game	6.4	6.0
FREE THROWS-ATT	334-476	341-505
Free throw pct	.702	.675
F-Throws made per game	14.5	14.8
REBOUNDS	816	792
Rebounds per game	35.5	34.4
Rebounding margin	+1.0	-
ASSISTS	232	256
Assists per game	10.1	11.1
TURNOVERS	297	292
Turnovers per game	12.9	12.7
Turnover margin	-0.2	-
Assist/turnover ratio	0.8	0.9
STEALS	142	130
Steals per game	6.2	5.7
BLOCKS	86	81
Blocks per game	3.7	3.5

NUMBERS 2 KNOW

**.390** The Huskers' defensive field goal percentage this season, which is on pace to be the Huskers' best since the 1960-61 season (.367). NU's field goal defense is second in the Big Ten entering Saturday's game.

**.769** Field goal percentage for Leslee Smith over the last five games, as he has hit 10 of his last 13 shots in that stretch. On the season, Smith, who returned to action on January 8, is shooting 58 percent from the floor.

**3** Points that Terran Petteway needs to reach 1,000 points in his Husker career entering Saturday's game. He is on track to become the 27th 1,000-point scorer in Nebraska history and the second this week.

**11** Nebraska has been solid defensively away from home, holding its last 11 opponents under 70 points, which is the second-longest streak in the country.

**15.5** NU has averaged 15.5 assists per game in the last two games after averaging 9.9 in the first 20 games.

MEDIA PLANNER ...

Note: Player availability following practice, contact Shamus McKnight for details.

	Sunday Feb. 1 OFF DAY	Monday Feb. 2 Practice - 1:30 p.m. (PBA)	Tuesday Feb. 3 vs Northwestern, 6:30 p.m. (CT)	Wednesday Feb. 4 OFF DAY	Thursday Feb. 5 Practice - 3:30 p.m. (HTC)	Friday Feb. 6 Practice - 2:15 p.m. (HTC)	Saturday Feb. 7 at Penn State, 3 p.m. (CT)
	Sunday Feb. 8 Practice - TBA	DEPART AFTER PRACTICE	BTN Husker Sports Network			DEPART AFTER PRACTICE	ESPN Husker Sports Network

NEBRASKA'S STARTING LINEUP AT A GLANCE



#3 Benny Parker | G | Fr. | 5-9 | 172 | Kansas Cty, Kan.

2014-15: PPG: 5.5 | RPG: 2.2 | APG: 2.0 vs. Northwestern (6 pts., 4 asst., 2 st.)

**Worth Noting:** Outstanding defender who is ninth in the Big Ten in steals (1.5 per game) and has 13 multi-steal games...Six points, four assists and two steals vs. Northwestern...Had nine points, including two 3-pointers, and three assists vs Rutgers...Matched career best with four steals and had seven points vs. LMU...Tallied a career-high 12 points on 5-of-7 shooting and three assists at Hawaii...Had six points and a career-high five rebounds vs. Cincinnati...Had eight points, including a pair of 3-pointers, and three assists vs. Creighton...Played in all 32 games as a sophomore, averaging 2.4 points and having better than a 2-to-1 assist to turnover ratio...Team's defensive MVP in 2013-14.

**Career Bests:** Pts: 12 | Reb: 5 | Ast: 7 | Stl: 4 (4x)



#5 Terran Petteway | G/F | Jr. | 6-6 | 215 | Galveston, Texas

2014-15: PPG: 19.0 | RPG: 5.0 | APG: 2.7 vs. Northwestern (28 pts., 7 reb. 4 asst.)

**Worth Noting:** Preseason All-American and Wooden & Naismith Watch lists...Third in Big Ten in scoring and has 11 20-point games (23 in career)...Finished with 28 points and seven rebounds vs. Northwestern...Season-high 32 points for his 3rd 30-point game of his career vs. MSU...Had a game-high 27 points at No. 7 Wisconsin...Collected 2nd double-double of year vs. Ohio (22 pts., 10 reb.)...Led NU with 25 points at Florida State...Totaled 18 points and dished out a career-high eight assists vs. UT-Martin...Kevin Durant Skills Academy and adidas Nations participant...First-team All-Big Ten in 2013-14...Big Ten scoring champion both overall (18.1 ppg) & in B1G games (18.6 ppg).

**Career Bests (includes TT):** Pts: 35 | Reb: 12 (2x) | Ast: 8 | Stl: 3 (2x) | Bl: 4



#31 Shavon Shields | F | Jr. | 6-7 | 221 | Olathe, Kan.

2014-15: PPG: 16.0 | RPG: 6.3 | APG: 2.3 vs. Northwestern (11 pts., 8 asst. 4 reb.)

**Worth Noting:** Junior who is sixth in the Big Ten in scoring, ninth in FT pct. (.840) and 11th in rebounding...Seven 20-point games in 2014-15 and 12 for his career, including 21 points and seven rebounds vs. MSU...Dished out eight assists and had 11 points vs. Northwestern...Finished with 25 points at Iowa...Totaled 21 points and eight rebounds at Florida State...Had a career-high 35 points, including 4-of-4 from 3-point range, and eight rebounds vs. Omaha...Led NU with 25 points and nine caroms at URI...Posted fourth career double-double vs. Central Arkansas (16 points, 11 rebounds)...adidas Nations participant...Honorable-mention All-Big Ten in 2013-14.

**Career Bests:** Pts: 35 | Reb: 13 | Ast: 8 | Bl: 3 | Stl: 4



#21 Leslee Smith | F | Sr. | 6-8 | 255 | Long Look, British Virgin Islands

2014-15: PPG: 3.3 | RPG: 2.6 vs. Northwestern (4 pts., 3 reb.)

**Worth Noting:** Senior who returned to action in Jan. after suffering a torn left ACL last July...Had four points and three rebounds vs. Northwestern...Made his first start of 2014-15 vs. Michigan State, posting seven points and seven rebounds...Had five points and three rebounds at No. 7 Wisconsin on Jan. 15...Suffered the injury on July 3 playing for the British Virgin Islands National Team...Averaged 5.4 points on 52 percent shooting and 4.8 rebounds per game in 2013-14...Led the Huskers with three double-doubles, including an 11-point, 10-rebound effort at No. 3 Ohio State...had five games with at least 10 rebounds and ranked second among Big Ten reserves in rebounding.

**Career Bests:** Pts: 13 | Reb: 12 | Ast: 4 | Stl: 4 | Bl: 3



#35 Walter Pitchford | F | Jr. | 6-10 | 237 | Grand Rapids, Mich.

2014-15: PPG: 7.2 | RPG: 4.8 vs. Northwestern (14 pts., 3 reb.)

**Worth Noting:** Collected 14 points, including 3-of-5 from 3-point range, against Northwestern...Grabbed a season-high 11 boards vs. Minnesota on Jan. 20 and helped limit Maurice Walker to four points on 2-of-8 shooting...Totaled 11 points & five boards vs. Indiana...Posted 3rd career double-double at Hawaii (10 pts., 10 reb.)...Played 48 minutes vs. Cincinnati, grabbing 10 boards and adding nine points...Posted a career-high 19 points, including 6-of-10 from 3-point range, vs. UT-Martin...Reached double figures 18 times in 2013-14 and had two double-doubles...Appeared in 13 games at Florida in 2011-12, helping the Gators reach the NCAA Elite Eight.

**Career Bests (includes UF):** Pts: 19 | Reb: 12 | Ast: 3 | Bl: 3 (2x) | Stl: 2 (2x)

2014-15 TEAM LEADERS

Double-Figure Scoring Games:

.....Petteway 21; Shields 19; Pitchford 6; Webster 3; Rivers 1; Parker 1  
**10+ Rebounding Games:**..... Pitchford 3; Shields 1; Petteway 2; Rivers 1  
**Double-Doubles:**..... Shields 1; Petteway 2; Pitchford 1  
**20-Point Games:** .....Petteway 11; Shields 7  
**Games Leading NU in Scoring:\***.....Petteway 14; Shields 9; Pitchford 1  
**Games Leading NU in Rebounding:\***.....Shields 7; Pitchford 7  
.....Petteway 5; Rivers 4; Abraham 1; L. Smith 1; T. Smith 2  
**Games Leading NU in Assists:\***.....Petteway 8; Parker 8; Shields 9  
.....Webster 4; T. Smith 2; Pitchford 2; Rivers 1  
**Games Leading NU in Blocks\***.....Petteway 10; Abraham 5; L. Smith 1  
Pitchford 4; Shields 1; Webster 2; Rivers 3; T. Smith 2; Fuller 1; Hammond 1  
**Games Leading NU in Steals\***.....Parker 9; Petteway 7; Webster 3;  
.....Abraham 1; Shields 5; Rivers 3; T. Smith 2; L. Smith 1; Abraham 1

\*includes ties

ACTIVE CAREER LEADERS (ENTERING PENN STATE GAME)

Points..... Shavon Shields, 1,002  
Rebounds..... Shavon Shields, 467  
3-Pointers..... Terran Petteway, 100  
Field Goals..... Shavon Shields, 335  
Free Throws..... Shavon Shields, 287  
Assists..... Benny Parker, 143  
Steals..... Benny Parker, 88  
Blocked Shots..... Terran Petteway, 46  
Games Played..... David Rivers, 98  
Games Started..... Shavon Shields, 73  
Minutes Played..... Shavon Shields, 2,645

RETURNING TEAM STATS FROM 2013-14

Pct. of scoring..... 81.5 (1,741/2,137)  
Pct. of rebounds..... 85.6 (819/957)  
Pct. of field goals made..... 80.0 (80.9/719)  
Pct. of field goals attempted..... 78.2 (1,317/1,684)  
Pct. of 3-point FG made..... 64.9 (122/188)  
Pct. of 3-point FG attempted..... 65.1 (367/564)  
Pct. of free throws made..... 89.0 (455/511)  
Pct. of free throws attempted..... 87.9 (627/714)  
Pct. of assists..... 76.6 (233/304)  
Pct. of steals..... 80.6 (179/222)  
Pct. of blocked shots..... 89.9 (89/99)  
Pct. of minutes..... 79.1 (5,060/6,400)  
NOTE: All statistics based on returning player stats and percentage of overall team totals from 2013-14.

RETURNING STAT LEADERS

Points per game..... Terran Petteway – 18.1  
Rebounds per game..... Shavon Shields – 5.8  
Assists per game..... Tai Webster – 2.0  
Steals per game..... David Rivers – 1.0  
Blocked Shots per game..... Terran Petteway – 0.8  
Games Started..... Shields/Petteway – 32  
Minutes Played..... Shavon Shields – 1,042  
Field Goals Made..... Terran Petteway – 182  
Field Goal Pct..... Leslee Smith – 51.9  
Free Throws Made..... Terran Petteway – 167  
Free Throw Pct..... Terran Petteway – 81.9  
3-Pointers Made..... Pitchford/Petteway – 48  
3-Point Field Goal Pct..... Walter Pitchford – 41.0

EXPERIENCE CHART (ENTERING PENN STATE GAME)

Player	Career GP	GP at NU	Career Starts	Starts at NU
Rivers	98	98	50	50
Parker	87	87	37	37
Shields	82	82	73	73
Petteway	82	54	65	54
Pitchford	67	54	53	53
Webster	53	53	34	34
L. Smith	68	40	9	3
Menke	27	27	0	0
Kurkowski	17	17	0	0
Abraham	80	15	1	0
T. Smith	22	22	0	0
Hammond	10	10	0	0
Fuller	11	11	0	0
White III	44	0	0	0
Totals	748	570	322	304



2014-15 BIG TEN STANDINGS (AS OF FEB. 6)

Team	B1G	Pct.	Overall	Pct.
Wisconsin	8-1	.889	20-2	.909
Maryland	7-3	.700	19-4	.826
Purdue	7-3	.700	15-8	.652
Michigan State	6-3	.667	15-7	.682
Ohio State	6-4	.600	17-6	.739
Indiana	6-4	.600	16-7	.696
Iowa	5-4	.556	14-8	.636
Michigan	6-5	.545	13-10	.565
Illinois	5-5	.500	15-8	.652
Nebraska	5-5	.500	13-9	.591
Minnesota	3-7	.300	14-9	.609
Penn State	2-8	.200	14-9	.609
Rutgers	2-9	.182	10-14	.417
Northwestern	1-8	.111	10-12	.455

RECENT RESULTS/UPCOMING SCHEDULE

February		
1	Michigan State def. Michigan, 76-66 (OT)	
3	Illinois def. Rutgers, 66-54 Nebraska def. Northwestern, 76-60 #5/4 Wisconsin def. -/#25 Indiana, 92-78	
4	Purdue def. #20/20 Ohio State, 60-58 #17/16 Maryland def. Penn State, 64-58	
5	Iowa def. Michigan, 72-54	
7	Illinois at Michigan State Purdue at Minnesota Nebraska at Penn State Northwestern at Wisconsin	11 a.m. 2 p.m. 3 p.m. 4:30 p.m.
8	Michigan at Indiana Maryland at Iowa Ohio State at Rutgers	Noon 2:15 p.m. 4:30 p.m.
10	Michigan State at Northwestern Wisconsin at Nebraska	6 p.m. 8 p.m.
11	Penn State at Ohio State Indiana at Maryland	6 p.m. 8 p.m.
12	Minnesota at Iowa Purdue at Rutgers Michigan at Illinois	6 p.m. 6 p.m. 8 p.m.
14	Ohio State at Michigan State Maryland at Penn State	11 a.m. 7:30 p.m.

all times listed are central

SCOUTING PENN STATE

Penn State comes into Saturday's matchup with a 14-9 record and is 2-8 in Big Ten play. The Nittany Lions were impressive in non-conference play, going 12-1 with the only loss being a double-OT loss to Charlotte on Nov. 20. In Big Ten play, PSU has had opportunities, as six of their eight losses have come by two possessions or less or in overtime, including a two-point loss at Illinois last Saturday and a 64-58 loss at Maryland on Wednesday. Penn State has won its last two home games, a 79-51 win over Rutgers and a 63-58 win over Minnesota on Jan. 28. Wednesday's game at Maryland started a stretch where four of their next five opponents were against ranked squads.

The Nittany Lions feature one of the top scorers in the Big Ten in fifth-year senior D.J. Newbill, who leads the conference in scoring at 21.3 points per game. The 6-foot-4 guard also tops PSU in assists with 3.1 per game and chips in 4.9 rebounds per game. Junior Brandon Taylor, who missed two games before returning to action against Maryland, is second on the team in scoring at 9.9 points per game and is tied with Shep Garner for the team lead with 37 3-pointers. Ross Travis paces PSU with 6.4 rebounds per game.

NU-PENN STATE SERIES HISTORY

Saturday's game is the 10th meeting between the Huskers and Nittany Lions, and Nebraska has won four of the six meetings since joining the conference prior to the 2011-12 season. The series is deadlocked at four wins apiece. The teams played three times before Nebraska joined the Big Ten, a home-and-home series in 1980 and 1981 and in the second round of the 1995 NIT. The teams split last year's meetings, as Penn State won in State College before the Huskers rebounded in Lincoln. Nebraska's only win in State College is a 68-64 win on Jan. 19, 2013, when Shavon Shields scored 29 points on 10-of-11 shooting from the field.

LAST YEAR'S MEETINGS

**Penn State 58, Nebraska 54 (Jan. 23, 2014):** Penn State closed on an 11-3 run to erase a four-point deficit and earn a 58-54 win over the Huskers. NU led 51-50, but Tim Frazier stole the ball from Deverell Biggs and found D.J. Newbill, who converted a 3-point play to put Penn State ahead. After an errant shot on Nebraska's next possession, John Johnson's 3-pointer with 18 seconds left gave the Nittany Lions a five-point lead. Nebraska still had chances in the final seconds, as Terran Petteway's 3-pointer with 12 seconds left pulled the Huskers within 56-54 and Nebraska forced a turnover on the inbound pass. NU was unable to convert and committed a turnover, allowing PSU to hold on.

**Nebraska 80, Penn State 67 (Feb. 20, 2014):** The Huskers picked up their fourth straight win with an 80-67 victory over Penn State in front of a sellout crowd at Pinnacle Bank Arena. Nebraska hit 37-for-48 from the charity stripe for the wire-to-wire victory. Terran Petteway paced the Huskers with a game-high 26 points, including 14-of-19 from the foul line to pace five Huskers in double figures. Shavon Shields added 13 points, while Walter Pitchford and Ray Gallegos added 11 points each. Tai Webster tallied 10 points, five rebounds and three assists for NU. The stingy NU defense managed to hold Penn State to just 34 percent shooting from the field.

Penn State

No.	Name	Pos	Yr.	Ht.	Wt.	2014-15 stats				Other
						G/GS	PPG	RPG		
33	Shep Garner	G	Fr.	6-1	185	23/23	9.3	2.8	2.3 apg.	
13	Geno Thorpe	G	So	6-3	180	23/6	8.1	2.3	1.0 spg	
2	D.J. Newbill	G	Sr.	6-4	210	23/23	21.3	4.9	3.1 apg	
5	Donovon Jack	F	Jr	6-9	210	23/12	4.3	3.4	0.9 bpg	
43	Ross Travis	F	Sr.	6-7	235	23/22	4.6	6.4	0.7 spg	

SERIES VS. PENN STATE (NEBRASKA LEADS, 5-4)

- In Lincoln: Nebraska leads, 4-1  
At Pinnacle Bank Arena: Nebraska leads, 1-0
- State College: Penn State leads 3-1  
• Bryce Jordan Center: Penn State leads, 2-1
- In Big Ten Conference games: Nebraska leads, 4-2
- In Big Ten Tournament games: 0-0

HUSKER-NITTANY LION SUPERLATIVES

- Most consecutive wins (year ended): Nebraska 2 (2013); Penn State 2 (1981-1995)
- Most points scored: Nebraska, 75, at Lincoln, Neb., Dec. 9, 1980; Penn State, 68, at University Park, Pa., Feb. 11, 2012
- Highest combined score: 132, Nebraska, 68, Penn State, 64, at University Park, Pa., Jan. 19, 2013
- Biggest winning margin: Nebraska, 25, at Lincoln, Neb., Dec. 9, 1980; Penn State, 16, at University Park, Pa., Feb. 11, 2012

Date	Site	Rankings	Result	Neb.	PSU
12-9-80	H	-/-	W	75	50
12-21-81	A	-/-	L	58	60
3-21-95	H	-/-	L	59	65
1-11-12	H	-/-	W	70	58
2-11-12	A	-/-	L	51	67
1-19-13	A	-/-	W	68	64
2-9-13	H	-/-	W	67	53
1-23-14	A	-/-	L	54	58
2-20-14	H	-/-	W	80	67

CAREER TOTALS VS. PENN STATE

Player	GP-GS	Min-Avg	FG-FGA	Pct	3FG-FGA	Pct	FT-FTA	Pct	Off	Def	Tot	Avg	PF	A	TO	Bk	Stl	Pts	Avg
Petteway	2-2	60-30.0	9-22	.409	5-11	.455	18-24	.750	2	8	10	5.0	8	3	3	3	2	41	20.5
Shields	4-4	121-30.3	17-23	.739	3-6	.500	18-19	.947	4	18	22	5.5	15	4	10	0	4	55	13.8
Pitchford	2-2	44-22.0	7-15	.467	3-6	.500	2-4	.500	2	11	13	6.5	3	1	2	2	0	19	9.5
Webster	2-2	40-20.0	1-3	.333	0-1	.000	8-10	.800	1	5	6	3.0	4	5	4	1	1	10	5.0
Rivers	5-3	99-19.8	5-15	.333	0-2	.000	11-12	.917	5	10	15	3.0	8	5	2	2	2	21	4.2
L. Smith	2-0	34-17.0	3-9	.333	0-0	.000	1-2	.500	6	5	11	5.5	6	0	4	0	0	7	3.5
Parker	4-0	63-15.8	0-8	.000	0-0	.000	4-4	1.000	1	4	5	1.3	8	4	1	0	5	4	1.0
Kurkowski	1-0	2-2.0	0-0	.000	0-0	.000	0-0	.000	0	0	0	0.0	0	0	0	0	0	0	0.0
Menke	1-0	2-2.0	0-0	.000	0-0	.000	0-0	.000	0	0	0	0.0	0	0	0	0	0	0	0.0

## WORTH NOTING

- ▶ Saturday's game is the only matchup of the season, as Penn State is a single-play opponent for the Huskers.
- ▶ Nebraska could have its second 1,000-point scorer in as many games, as Terran Petteway is three points from 1,000 career points at Nebraska. Petteway would become the 27th player to reach the mark and join Shavon Shields, who joined the 1,000-point club in Tuesday's win. Petteway will play his 55th game as a Husker on Saturday. Currently, the fastest NU player to reach 1,000 career points was Dave Hoppen, who reached it in his 58th game at Nebraska.
- ▶ Saturday would mark the sixth time in school history when Nebraska has a pair of players reach 1,000 points in the same season (1967-68-Stuart Lantz and Tom Baack; 1978-79-Carl McPipe and Brian Banks; 1990-91-Rich King and Clifford Scales; 1994-95-Erick Strickland and Jaron Boone; 1998-99-Cookie Belcher and Venson Hamilton).
- ▶ Nebraska has been solid away from home defensively, holding opponents to 61.7 points per game on 39 percent shooting in its nine road or neutral site games. The Huskers have struggled on offense, averaging just 56.8 points in those contests.
- ▶ Nebraska is 10th nationally in average attendance with an average of 15,509 per game. The Huskers are on track to break their single-season attendance average for the second straight year after averaging 15,419 in 2013-14.
- ▶ Nebraska is now 5-3 since getting backup post players Leslee Smith (torn left ACL) and Moses Abraham (broken right hand) back from injuries on Jan. 8.
- ▶ Nebraska has been better with the basketball in Big Ten play, averaging just 11.2 turnovers per game after averaging 15.0 in non-conference play. In Big Ten play, NU is sixth in turnover margin at +1.2 per game.
- ▶ The Huskers have enjoyed a second-half lead in six of their nine losses and were within one possession in the final two minutes of regulation or overtime in five of those contests.
- ▶ Nebraska has had eight double-figure runs during the season, including a 17-0 spurt against Northwestern on Tuesday night.

## SHIELDS NAMED TO ACADEMIC ALL-DISTRICT VII TEAM

Shavon Shields was honored Thursday, as he was selected to the Capital One Academic All-District VII team.

It marked the second straight year that Shields, who carries a 3.73 GPA in biological sciences, was selected as a first-team all-district selection. In addition, Shields, who is a first-team academic All-Big Ten selection, is also a nominee for the NABC Allstate NABC Good Works Team. Shields will now be on the national ballot for Academic All-America honors, as Nebraska leads the nation with 314 CoSIDA Academic All-Americans.

## LAST TIME OUT

On a night where Shavon Shields reached 1,000 career points, Nebraska enjoyed one of its best offensive nights of the season in posting a 76-60 win over Northwestern Tuesday evening.

Shields became the 26th Husker to reach the 1,000-point mark, as his two free throws with 2:57 left were part of a strong second-half effort. Shields scored seven straight points for the Huskers in the final five minutes to put the game away and finished with 11 points and a career-high eight assists.

While Shields reached a milestone, fellow juniors Terran Petteway and Walter Pitchford provided strong offensive nights, as Nebraska improved to 13-9 and reached the .500 mark in Big Ten play. The Huskers shot 63 percent – the best effort in five seasons – and dished out a season-best 17 assists. Petteway finished with a game-high 28 points, including four 3-pointers, seven rebounds and four assists, while Pitchford put together his best offensive night in Big Ten play with 14 points, including a trio of 3-pointers, while his defense limited Alex Olah to just three second-half points.

Nebraska took control midway through the half, using a 17-0 run to turn a 41-40 deficit into a 16-point lead. The Huskers bench played a key role in the spurt, as the Husker reserves accounted for nine of the 17 points. David Rivers scored all six of his points in the surge, while Tai Webster's 3-pointer against the Wildcat zone pushed the lead to 16 points with 8:51 remaining.

Nebraska also clamped down on the defensive end, holding the Wildcats without a field goal for 7:34, as Northwestern (10-12, 1-8 Big Ten) shot just 40 percent in the second half after shooting 52.4 percent in the first 20 minutes.

## NOTES FROM THE NORTHWESTERN GAME

▶ Nebraska shot 62.8 percent from the field, which is the best performance for the Huskers in three seasons under Tim Miles and the best since shooting 63 percent against Arkansas Pine Bluff on Nov. 15, 2010. In addition, it was the Huskers' best shooting effort in a conference game since Jan. 20, 1999.

▶ Shavon Shields finished with 11 points, becoming the 26th player in school history to reach 1,000 points. Shields now has 1,003 career points. Shields also set a career high with eight assists on the evening. His previous best was six at Wisconsin on Jan. 15. His eight assists is a single-game high for the Huskers in 2014-15.

▶ Terran Petteway finished with 28 points, his 11th 20-point game of the year and 23rd of his career. Petteway is three points away from 1,000 points at Nebraska.

▶ Walter Pitchford reached double figures for the sixth time this year and second in Big Ten play. His 14 points topped his previous Big Ten best of 11 set in the opener at Indiana, and was his highest point total since scoring a career-high 19 points against Tennessee-Martin.

- ▶ Nebraska's 10 3-pointers tied a season high set against Tennessee-Martin on Nov. 28.
- ▶ Nebraska had a season-high 17 assists, topping its previous best of 14 set three other times.
- ▶ Nebraska's 17-0 run in the second half was its largest of the season and eighth time NU has scored 10+ points in a game. The previous best was 16 against Omaha on Nov. 26.
- ▶ Nebraska improves to 7-2 all-time against Northwestern and has won four straight meetings.

### NU'S BEST CONFERENCE SHOOTING EFFORT (LAST 20 YEARS)

Date	Opponent	Pct. (FG-FGA)
Jan. 20, 1999	Oklahoma	.660 (33-50)
Feb. 8, 1995	at Colorado	.629 (39-62)
Feb. 3, 2015	Northwestern	.628 (27-43)

## HUSKERS ON THE RADIO

The IMG Husker Sports Radio Network is in its 20th year producing and marketing live broadcasts of University of Nebraska football, men's and women's basketball, volleyball, baseball and softball games. The Husker Sports Network has created a large network of statewide affiliates. All regular-season men's basketball games and any postseason contests will be broadcast on a 37-station basketball network in 2012-13. KFAB (1110 AM) is the Omaha affiliate, KLIN (1400 AM) is the Lincoln affiliate and KRVN (880 AM) in Lexington also serves as a primary state affiliate. In addition, all games are heard live on Huskers.com and the Huskers App for iOS and Android phones, on the TuneIn Radio app and on desktops while many are also carried live on SiriusXM Satellite Radio.

Kent Pavelka returns behind the microphone to handle his 28th overall season calling Husker hoops in 2014-15. Pavelka previously called Nebraska basketball for two long stints between 1974 and 1996 before returning to the Husker basketball play-by-play chair prior to the 2006-07 season. A six-time winner of the Nebraska SportsCaster-of-the-Year Award, Pavelka also handled color analyst duties on NU football broadcasts from 1974 to 1983, and was the play-by-play announcer from 1983 to 1996. Pavelka was honored in January 2009 with the Bud Cuca Special Merit Award given by the Nebraska Basketball Hall of Fame for his contributions to the NU men's basketball program.

Alongside Pavelka as color analyst will be Matt Davison. A former Husker basketball and football player, he returns for his 11th season on the basketball broadcast. Former Husker point guard Jake Muhleisen will join the broadcast team for select broadcasts. Muhleisen was a three-year captain for the Big Red from 2004-06

## 2014-15 HUSKER SPORTS NETWORK AFFILIATES

Ainsworth	KBRB	1400 AM
	KBRB	92.7 FM
Alliance	KCOW	1400 AM
Aurora	KRGY	97.3 FM
Beatrice	KWBE	1450 AM
Broken Bow	KBBN	95.3 FM
Chadron	KCSR	610 AM
Columbus	KJSK	900 AM*
	KLIR	101.1 FM
Fairbury	KUTT	99.5 FM*
	KGMT	1310 AM*
Falls City	KTNC	1230 AM*
	KLZA	101.3 FM*
Fremont	KFMT	105.5 FM
Grand Island	KRGI	1430 AM
Hastings	KLIQ	94.5 FM
Holdrege	KUVR	1380 AM
	KMTY	97.7 FM
Kearney	KGFW	1340 AM
	KQKY	105.9 FM
Lexington	KRVN	880 AM
	KRVN	93.1 FM
Lincoln	KLIN	1400 AM
McCook	KSWN	93.9 FM
Nebraska City	KNCY	1600 AM
Norfolk	KNEN	94.7 FM
North Platte	KODY	1240 AM
	KXMP	103.5 FM
Ogallala	KZTL	93.5 FM
Omaha	KFAB	1110 AM
Scottsbluff	KNEB	960 AM
Sidney	KSID	1340 AM
	KSID	98.7 FM
Superior	KRFS	1600 AM
	KRFS	103.9 FM
Valentine	KVSH	940 AM
West Point	KTIC	107.9 FM*

\*will air only selected games

## AP TOP 25 (FEB. 2)

No	Team (1st)	Record	Points	Prev.
1	Kentucky (65)	21-0	1,625	1
2	Gonzaga	22-1	1,503	3
3	Virginia	19-1	1,470	2
4	Duke	18-3	1,416	4
5	Wisconsin	19-2	1,381	5
6	Arizona	20-2	1,338	6
7	Villanova	19-2	1,209	7
8	Kansas	18-3	1,177	9
9	Louisville	18-3	1,114	10
10	Notre Dame	20-3	1,072	8
11	Iowa State	16-4	892	15
12	North Carolina	17-5	861	13
13	Utah	17-4	824	11
14	Northern Iowa	20-2	792	18
15	West Virginia	18-3	779	17
16	Wichita State	19-3	678	12
17	Maryland	18-4	508	16
18	Virginia Commonwealth	17-4	479	14
19	Baylor	16-5	420	20
20	Ohio State	17-5	358	NR
21	Oklahoma	14-7	312	24
22	Butler	16-6	250	25
23	SMU	18-4	221	NR
24	Georgetown	15-6	162	21
25	Texas	14-7	106	19

Others receiving votes: Texas A&M 40, Seton Hall 22, Arkansas 21, San Diego St 18, Indiana 18, Colorado St 11, Dayton 9, Xavier 8, Tulsa 8, Stephen F. Austin 5, Providence 3, Stanford 3, Temple 2, Murray St 2, Oklahoma St 2, Louisiana Tech 2, Valparaiso 1, Michigan St 1, Rhode Island 1, Georgia 1

## USA TODAY COACHES (FEB. 2)

No	Team (1st)	Record	Points	Prev.
1	Kentucky (31)	21-0	799	1
2	Gonzaga (1)	22-1	749	3
3	Virginia	19-1	709	2
4	Wisconsin	19-2	703	5
5	Duke	18-3	691	4
6	Arizona	20-2	650	6
7	Villanova	19-2	595	7
8	Louisville	18-3	560	9
9	Kansas	18-3	549	11
10	Notre Dame	20-3	530	8
11	Utah	17-4	417	10
12	West Virginia	18-3	408	17
13	North Carolina	17-5	399	14
14	Iowa St.	16-4	396	16
15	Northern Iowa	20-2	374	18
16	Maryland	18-4	319	13
17	Wichita State	19-3	316	12
18	VCU	17-4	214	15
19	Baylor	16-5	207	19
20	Ohio State	17-5	173	27
21	Oklahoma	14-7	138	26
22	Butler	16-6	94	31
23	SMU	18-4	68	30
24	Georgetown	15-6	57	22
25	Indiana	16-6	49	21

Others receiving votes: Arkansas 39; Colorado State 37; Texas 37; Dayton 27; San Diego State 25; Texas A&M 16; Wyoming 10; Providence 9; Tulsa 8; Seton Hall 7; Stephen F. Austin 7; TCU 5; Michigan State 5; Stanford 2; Valparaiso 1; LSU 1.

## PETTEWAY AND SHIELDS CARRY HUSKER ATTACK

NU features two of the Big Ten's most dynamic wing players in juniors Terran Petteway and Shavon Shields. The pair has been a prolific scoring duo during the first half of 2014-15, combining for 35.0 points per game and ranking among the Big Ten's top six scorers entering Saturday's game with Penn State.

► Only 12 schools in Division I have two players averaging at least 16 points per game, and of those 12, only three are from major conferences (Nebraska, Oklahoma State and LSU). Of those three, Nebraska's duo averages 35.0 points per game, just ahead of Oklahoma State's Phil Forte and Le'Bryan Nash (34.0 ppg).

► According to Stats Inc., Petteway and Shields are on track to be the first Big Ten duo to average 16.0 points, 5.0 rebounds and 2.0 assists since Michigan's Juwan Howard and Jalen Rose in 1993-94.

► In Nebraska's 119-year history, only five duos have combined to average more than 35 points per game for a season and none since the 1983-84 season.

## HANGING THEIR HAT ON DEFENSE

One of the keys to Nebraska's success the last two seasons has been an emphasis on improved defense. Last year's midseason turnaround was keyed on the defensive end, as a team that was last in field goal defense entering Big Ten play finished second in the conference in field goal percentage.

This year, Nebraska has been solid defensively while missing its two top interior defenders for long stretches this year. Nebraska is currently second in the Big Ten in scoring defense (61.1), field goal defense (.390) and 3-point defense (.310).

NU is 17th nationally in defensive efficiency according to KenPom.com entering Saturday's game at Penn State.

► Nebraska's field goal defense is on pace to be the lowest by a Husker defense since the 1960-61 season. In fact, NU has finished a season with a field goal defense under 40 percent one other time in the last 50 years (.389 in 2010-11).

► The Husker defense ranks 34th nationally in field goal percentage defense entering Saturday's game at Penn State.

► Under Miles, NU is 30-9 over the past three seasons when holding opponents to under 40 percent shooting.

► Nebraska is 11-2 this season when holding opponents to under a point per possession and 2-7 when an opponent is above the mark.

► Nebraska held Loyola Marymount to 42 points in the overtime win on Dec. 23. It was the lowest point total allowed by the Husker defense since the 2010-11 season.

► The 49 points scored by Minnesota on Jan. 20, was not only its lowest total of the season, but 30 points under their season scoring average of 78.9 entering the contest. It was also the Gophers' lowest point total in 31 games, dating back to Feb. 22, 2014.

► The Huskers limited Illinois to 43 points on 27.3 percent shooting. It was the lowest field goal percentage by a Husker defense since 2010 and the lowest against a conference opponent since Kansas State shot 23.4 percent on Jan. 11, 2006.

► Nebraska held Rutgers (49) and Illinois (43) under 50 points per game in consecutive conference games, the first time that has happened since Feb. 23-25, 1963, (Kansas, Oklahoma State).

## PETTEWAY IS AMONG NATION'S BEST

Junior wing Terran Petteway entered the season as one of the best players in the country and has played at a high level for the Huskers this season. The 6-foot-6 junior has raised his numbers across the board from his sophomore season, as he averages 19.0 points, 5.0 rebounds and 2.7 assists per contest. He is third in the Big Ten in scoring and ranks among the Big Ten leaders in 3-pointers per game (third) and blocked shots (14th).

► Petteway is one of only five players nationally - and one of two from a power conference - averaging 19 points, 5.0 rebounds and 2.5 assists per game in 2014-15. If he keeps those averages during the season, he will be one of only four Big Ten players since 2000 to accomplish the feat.

► Petteway was one of 25 players selected to the Lute Olson Award mid-season watch list last month.

► Petteway has 11 20-point games in 2014-15, including a season-high 32 points against Michigan State on Jan. 26. It was his fourth 20-point effort in Big Ten play this season. He now has 23 career games with at least 20 points following a 28-point effort against Northwestern.

► Petteway saw his streak of double-figure games reach 30 before it was snapped at Michigan on Jan. 22. It was the longest streak by a Husker since 1998 NBA first-round pick (and current Cleveland Cavaliers assistant coach) Tyronn Lue posted 36 consecutive double-figure efforts spanning the 1996-97 and 1997-98 seasons.

## DYNAMIC DUOS

Year	Player	Combined PPG
1970-71	Marvin Stewart/Chuck Jura	39.0
1967-68	Stuart Lantz/Tom Baack	37.9
1966-67	Stuart Lantz/Tom Baack	37.2
1984-85	Dave Hoppen/Curtis Moore	37.0
1983-84	Dave Hoppen/Stan Cloudy	36.1
2014-15	Terran Petteway/Shavon Shields	35.0

## DEFENSIVE IMPROVEMENT

Games	Opp FG%	Def. Effic.
2011-12	.454	142nd
2012-13	.434	102nd
2013-14	.420	25th
2014-15	.390	17th

## BEST POINT PER POSSESSION 'D UNDER MILES

No.	Pt. Per Poss.	Opponent	Date
1.	.71	Loyola Marymount	12/23/14
2.	.72	Illinois	1/11/15
3.	.73	Cincinnati	12/13/14
4.	.74	Minnesota	1/20/14
5.	.76	Western Illinois	11/12/13

WHAT A DIFFERENCE A YEAR MAKES  
(22 GAME TOTALS)

Year	Opp. FG Pct.	Opp 3pt Pct.
2013-14	.442	.337
2014-15	.390	.310

BIG PLAYERS SINCE 2000 WHO AVERAGED  
19 PPG, 5.0 RPG, 2.5 APG

Year	PPG	RPG	APG
Terran Petteway, Neb. (14-15)	19.0	5.0	2.7
Evan Turner, OSU (09-10)	20.5	7.2	6.0
D'Angelo Russell, OSU (14-15)	19.4	5.7	5.0
John Shurna, NW (2011-12)	20.0	5.4	2.8

- ▶ Petteway has been in double figures in 51 of 54 games as a Husker.
- ▶ Petteway's 19.0 points per game is on pace to be the highest by a Husker since Tyronn Lue averaged 21.2 points per game in 1997-98.
- ▶ With 997 points over the last two years at Nebraska, his career scoring average of 18.6 points per game is second only to Dave Hoppen (19.5 ppg). Hoppen, who is Nebraska's all-time leading scorer, is the only Husker to reach 1,000 points in his first two seasons at Nebraska, and reached 1,000 points in his 58th game at Nebraska.
- ▶ He leads the Huskers with two double-doubles in 2014-15 (20 points, 12 rebounds vs. Omaha; 22 points, 10 rebounds vs. Ohio) and has four double-doubles in his NU career.
- ▶ Petteway had 18 points along with a career-best eight assists against Tennessee-Martin, which was the most by a Husker since the 2011-12 season.

▶ Petteway looks to become the first player since Ohio State's Evan Turner (2009-10) to lead the Big Ten in scoring in consecutive seasons. Over the last 30 years, only three players - Turner, Purdue's Glenn Robinson (1993-94) and Michigan's Glen Rice (1988-89) - have accomplished the feat.

▶ He was chosen for the Wooden Award Men's Preseason Top 50 and was the first Husker on the list since Aleks Maric in the 2007-08 season.

▶ Petteway is bidding to become the first Husker to earn All-America honors since Carl McPipe during the 1977-78 season.

Last season, Petteway became the first player to earn unanimous first-team all-conference honors since Venson Hamilton in 1999, and also earned first-team all-district honors by the NABC (coaches) and the U.S. Basketball Writers Association (writers). Petteway finished Big Ten play as the conference scoring leader, averaging 18.6 points per game. He became the fifth Husker in the last century to lead a conference in scoring in conference games and first since former Big Eight Player of the Year Andre Smith in 1980-81. He also led the conference at 18.1 points per game in all games and became the first Husker since 1950 (first year the Big Seven Conference kept records) to ever lead the league in scoring for all games.

### SHIELDS KEYS HUSKER ATTACK

While Petteway was one of the best players in the Big Ten last season, Shavon Shields may have been one of the most underrated players in the conference in 2013-14. The 6-foot-7 wing started all 32 games and averaged 12.8 points, 5.8 rebounds and 1.6 assists per game to earn honorable-mention All-Big Ten honors from the coaches and media. As a sophomore, Shields was second on the team in scoring and led Nebraska in rebounding.

This season, Shields has continued his emergence, averaging 16.0 points, 6.4 rebounds and 2.3 assists per game. He is currently sixth in the Big Ten in scoring, ninth in free throw percentage (.840) and 11th in rebounding.

▶ Shields is one of only 14 players in the country averaging at least 16.0 points, 6.0 rebounds and 2.0 assists per game heading into this weekend's games.

▶ Shields has seven 20-point games this season, which already topped his entire career total entering the 2014-15 season, most recently a 21-point effort vs. Michigan State on Jan. 24. It was his third 20-point effort in Big Ten play, as he had 20 points against Indiana on Dec. 31 and 25 points at Iowa on Jan. 5.

▶ His 35-point effort against Omaha on Nov. 22 is the second-highest total in the Big Ten this season and is 10th in school history. In that game, Shields went 12-of-15 from the field, including 4-of-4 from 3-point range.

▶ With his 35-point game against UNO, he became one of only 14 players in school history - including Terran Petteway - with multiple 30-point games in school history. Shields scored 33 points against Illinois on Feb. 14, 2014.

▶ Picked up his fourth career double-double against Central Arkansas with 16 points - all in the first half - and 11 rebounds while dishing out four assists. He also nearly had a double-double at Rhode Island with 25 points and nine rebounds.

▶ Shields showed a well-rounded game against Northwestern with 11 points and a career-high eight assists.

▶ Shields also excels off the court, carrying a 3.73 GPA in biological sciences and is a two-time first-team Academic All-District selection (2014-15). He was also one of 16 national finalists across all of Division I for the 2014 Arthur Ashe Jr. Sports Scholar Award.

▶ Despite the loss at Minnesota, Saturday was a memorable day for Shields, as his father, Will, was chosen to be a member of the Class of 2015 for the Pro Football Hall of Fame. Will was a four-time finalist and is one of only three Huskers (joining Bob Brown and Guy Chamberlain) as members of both the Pro Football and College Football Hall of Fames.

### PITCHFORD POSES PROBLEMS FOR OPPONENTS

Walter Pitchford became one of the focal points to the Huskers' attack in Big Ten play last season. The 6-foot-10, 237-pounder is a tough matchup, as he is a skilled shooter who hit 41 percent from 3-point range. Last season, Pitchford averaged 9.3 points and 4.7 rebounds per game while starting 31 games.

An outstanding athlete with a 42-inch vertical leap, Pitchford played some of his best basketball of the season over the Huskers' second-half surge in 2013-14, averaging 11.0 points per game on 53 percent shooting over the last 14 games. Pitchford reached double figures 11 times in that stretch including a career-high 18-point effort along with five rebounds and a pair of steals in a win at No. 9 Michigan State on Feb. 16, 2014.

This season, Pitchford is averaging 7.2 points and a career-high 4.8 rebounds per game. Pitchford has gotten

### NU CONFERENCE SCORING LEADERS

#### Conference Games Only (Since 1911)

Year	Player	PPG
1912-13	Clinton Underwood	
1929-30	Dan Maclay	11.2
1948-49	Claude Retherford	12.4
1980-81	Andre Smith	19.5
2013-14	Terran Petteway	18.6

#### All Games (Since 1950)

Year	Player	PPG
2013-14	Terran Petteway	18.1

### CHARTING SHIELDS

Year	PPG	RPG	FT Pct.
Freshman	8.6	5.1	.676
Sophomore	12.8	5.8	.721
Junior	16.0	6.3	.840



### NEBRASKA BASKETBALL RADIO SHOW

For the second straight season, the Nebraska basketball radio show will air from Buffalo Wings and Rings in the Railyard, across the street from Pinnacle Bank Arena. Join the Husker coaching staff and Greg Sharpe for a live remote on the following days during the season. Fans who attend the show will have a chance to win prizes, including tickets to upcoming basketball games.

### LIVE SCHEDULE FROM BUFFALO WINGS AND RINGS

Date	Day	Time
Oct. 27	Monday	7-8 p.m.
Nov. 3	Monday	7-8 p.m.
Nov. 10	Monday	7-8 p.m.
Nov. 17	Monday	7-8 p.m.
Dec. 8	Monday	7-8 p.m.
Dec. 15	Monday	7-8 p.m.
Jan. 12	Monday	7-8 p.m.
Jan. 21	Wednesday	7-8 p.m.
Jan. 28	Wednesday	7-8 p.m.
Feb. 2	Monday	7-8 p.m.
Feb. 9	Monday	7-8 p.m.
Feb. 16	Monday	7-8 p.m.
Feb. 23	Monday	7-8 p.m.
March 2	Monday	7-8 p.m.
March 9	Monday	7-8 p.m.
March 16	Monday	7-8 p.m.



### BANK OF THE WEST HUSKER BASKETBALL SHOW

The third season of the Bank of the West Nebraska Basketball Show begins airing in early December. Join Nebraska Basketball Coach Tim Miles and host Greg Sharpe each week with highlights, interviews and much more. The 30-minute show will air across the state beginning on Sunday night on the following stations and on HuskersNside.

### NEBRASKA BASKETBALL TV SHOW SCHEDULE

Station	Location	Day (Time)
KOLN/KGIN	Lincoln/Grand Island	Sunday (10:35 p.m.)
KNPL	North Platte	Sunday (10:35 p.m.)
Fox Sports Midwest	Midwest	Tuesday (4 p.m.) Wednesday (8 p.m.)
Time Warner Cable	Lincoln	On Demand
Cox Communications	Omaha	Monday (5 p.m. & 10:30 p.m.) Wednesday (5 p.m. & 10:30 p.m.) Saturday (9 a.m.)
Spencer Utilities	Spencer, Iowa	Monday (10:30 p.m.) Wednesday (10:30 a.m.)
Great Plains Cable	Across Nebraska	Friday (10:30 p.m.) Wednesday (6 p.m.) Thursday (6 p.m. & 10:30 p.m.)
Huskers.com	Worldwide	On Demand

## OTHER NUMBERS 2 WATCH

**28.091** - Miles that sophomore point guard Tai Webster logged over the summer playing for the New Zealand National Team, including games in New Zealand, China, South Korea, Lithuania, Serbia and Spain.

**81.5** - Percent of the Huskers' point total which is back in 2014-15. It is the first time since 2003-04 (89.9 pct.) that the Huskers have returned at least 70 percent of the previous year's scoring total. For comparison, NU returned 49.7 percent of its points last season and just 24 percent entering 2012-13.

**194** - Number of career starts at Nebraska for Husker players entering 2014-15. It is the highest number of returning starts for Nebraska since 2004-05.

**23** - Number of 20-point games by Terran Petteway as a Husker following his 28-point effort vs. Northwestern on Feb. 3.

**15,509** - Nebraska's average attendance so far in 2014-15. It is on pace to break the school mark of 15,419 set last season.

## PINNACLE BANK ARENA

Opened on Aug. 29, 2013, the 15,000-seat Pinnacle Bank Arena is the home of the Nebraska men's and women's basketball programs. Pinnacle Bank Arena is part of a \$344 million project in the Haymarket District which also includes a 200-room hotel, 100,000 square feet of retail space, another 100,000 square feet of office space and 100 residential units.

The \$179 million dollar arena is easily accessible in downtown Lincoln as nearly 5,100 parking stalls are within walking distance of the facility. Pinnacle Bank Arena includes an expansive student section with nearly 1,000 seats on the 100 Level, including behind the team benches. Pinnacle Bank Arena also includes 36 suites, 20 loge boxes and 11 permanent concession stands around the arena.

Containing 470,400 square feet, the Pinnacle Bank Arena seats over 15,000 fans when configured for Husker basketball games. It is divided into two bowls (upper and lower) and three levels (100, 200, 300) with Premium Seating Suites and Loge Boxes located between Level 100 and Level 200. There are over 160 concession points of sale and two private Club Lounges, one located on the Main Concourse (Level 100) and one on the Premium Level Concourse.

to the glass more often as the season has progressed, averaging 6.1 rebounds per game over the Huskers' last 13 contests dating back to Dec. 13. He has three games with at least 10 caroms, including a season-high 11 rebounds in the first meeting with Minnesota on Jan. 20. He has also been in double figures six times, including a career-high 19 points, including six 3-pointers, against Tennessee-Martin on Nov. 28. He put together a solid offensive effort against Northwestern with 14 points, including a trio of 3-pointers. He played his most complete game of the year against Cincinnati on Dec. 13 with nine points and 10 rebounds, while playing 48 minutes - the most minutes in a game by a Husker in more than a decade - and followed up with his first double-double of the year with 10 points and 10 boards against Hawaii.

## POINT GUARD BY COMMITTEE

The Huskers have looked to find the right combination at lead guard, as Benny Parker and Tarin Smith have shared the spot for most of the season.

Parker is averaging 5.5 points, 2.2 rebounds, 2.1 assists and 1.5 steals per game on the season, topping the Huskers in steals and ranking third in assists. Parker, who is NU's best on-ball defender, has worked hard to become more of a threat on offense this season. He averaged 2.6 points over his first two years, has scored six or more points 13 times, including nine points on 3-of-3 shooting against Rutgers on Jan. 8. Parker had six points, three rebounds and three assists in NU's win over Minnesota on Jan. 20 and seven points in Tuesday's loss to Michigan. Against Northwestern, he had six points, four assists and a pair of steals.

He established a career high with 12 points on 5-of-7 shooting against Hawaii on Dec. 22. The 5-foot-9 guard provided the heroics against Cincinnati on Dec. 14, as he had six points, including the game-winner with 1:14 left, a career high five rebounds and two steals.

Smith comes in off the bench and is averaging 4.1 points per game and has seen more action in recent weeks. Over the last 13 games dating back to Dec. 22, he is averaging 4.8 points and 2.3 rebounds in 20 minutes per contest. The string of strong performances started at the Diamond Head Classic where Smith had a career-high eight points in the opener against Hawaii on Dec. 22 and added seven points and two steals in the win over Ohio on Christmas Day.

Smith put together a solid week in the two losses last week, averaging 7.0 points and 6.5 rebounds in games at Michigan and Minnesota. At Michigan, he tied or set personal bests in points (eight), rebounds (seven) and steals (two) in 30 minutes of work. At Minnesota, Smith had six points and six rebounds in the loss to the Gophers.

He had one of his best games of the year against Illinois on Jan. 11 with five points and set a career high with six rebounds and two blocked shots. Smith made two big plays in the final two minutes at Florida State on Dec. 1, finding David Rivers for a layup after the Seminoles cut the deficit to one and then draining a 3-pointer - just the second of the season - on the following possession to make it a six-point game. The freshman was a two-year starter at St. Anthony (N.J.) High School for Hall of Fame Coach Bob Hurley.

## THE POSTS ARE BACK

The Huskers got an unexpected bonus on Jan. 8, as both Moses Abraham and Leslee Smith returned to the lineup after being sidelined. Smith, who tore his left ACL on July 3, returned to practice on Jan. 2, and had three practices before returning against Rutgers. Abraham, who had a broken metacarpal on Dec. 9, had his cast taken off on Jan. 6, and also suited up against Rutgers.

▶ Abraham was the Huskers' first post off the bench until Smith returned and is averaging 2.0 points and 3.7 rebounds per game while playing 12 minutes per outing. Abraham grabbed five or more rebounds six times, including a season-best seven on two occasions. His best effort of the season came against Tennessee-Martin on Nov. 28, when he had seven points and five rebounds. Against Omaha, he had seven rebounds and a pair of blocked shots in 17 minutes. He also grabbed seven rebounds and blocked a shot in 15 minutes at Rhode Island. He had five points and three rebounds against Rutgers in his return on Jan. 8 and tied for team-high honors with four rebounds in 10 minutes against Wisconsin on Jan. 15.

Last year, Abraham averaged 1.9 points and 2.8 rebounds per game while ranking second on the team with 23 blocked shots. The 6-foot-9, 252-pound forward earned his degree from Georgetown in May and has one year of eligibility remaining. He is the first graduate transfer the Huskers have added since the rule went into effect.

▶ Smith has played in eight games since returning on Jan. 8, totaling 3.3 points and 2.6 rebounds per game. He enjoyed his best game since coming back against Michigan State on Jan. 24 with seven points and seven rebounds in a career-high 30 minutes of work. He made his season debut against Rutgers on Jan. 8, totaling two rebounds, two assists and a blocked shot in 13 minutes of work and played a big role off the bench against Minnesota on Jan. 20 with four points, two rebounds and two assists, as he helped key a 6-0 second-half run against the Gophers. Smith started against Northwestern and had four points and three rebounds in eight minutes of work.

Last year, Smith was NU's first forward off the bench, averaging 5.4 points and 4.8 rebounds per game. He led NU with three double-doubles as a junior and had five games with at least 10 rebounds. Smith finished second among all Big Ten reserves in rebounding in 2013-14.

## ON THE BENCH

Tim Miles has put together an experienced staff as Nebraska looks to rebuild its program. In addition to Miles, who is in his 20th season, the coaches have combined for nearly 60 years of coaching experience. In all, the Husker coaching staff has combined for over 600 collegiate wins.

One of the most well-respected teachers in college basketball, Jim Molinari joined the staff as an assistant coach in April of 2014. He has over three decades of Division I coaching experience, including 20 years of head coaching experience. He is a three-time conference coach of the year during his career, while he has guided nine teams to postseason play.

Chris Harriman is in his third season at Nebraska after working for the late Rick Majerus at Saint Louis University for four seasons. Harriman also spent four seasons as an assistant at Nova Southeastern University in Florida.



Kenya Hunter is in his second year at Nebraska after spending the previous six seasons at Georgetown. He also served as an assistant coach at Xavier and Duquesne and as director of operations at North Carolina State.

## A HOT TICKET

Nebraska basketball has become one of the toughest tickets in the Big Ten since the program moved into Pinnacle Bank Arena last season. The Huskers established a school record for average attendance with 15,419 fans per game last season, breaking the previous mark of 13,357 set in 1992-93.

▶ Nebraska ranked fourth in the Big Ten and 13th nationally. In all, seven of the top 17 nationally in average attendance were in the Big Ten in 2013-14.

▶ Nebraska averaged 5,067 more fans per game than in 2012-13, the largest single-season increase in college basketball in seven years.

▶ The Huskers rewarded the fans by going 15-1 in the first season at Pinnacle Bank Arena, its best home mark since the 1982-83 campaign.

▶ For the 2014-15 season, ticket renewals were above 97 percent while student tickets were sold out in May.

▶ Nebraska is currently averaging 15,509 fans per game this season to rank 10th nationally. NU is 10-3 at home following the win over Northwestern and is 25-4 since moving into Pinnacle Bank Arena.

### SEASON ATTENDANCE

Season	Average (Rk.)	Increase
2010-11	9,395 (46)	
2011-12	10,019 (40)	+ 7 pct.
2012-13	10,352 (38)	+ 3 pct.
2013-14	15,419 (13)	+ 49 pct.
2014-15	15,509 (10)	+1 pct.

## SHIELDS NOMINATED FOR GOOD WORKS TEAM

Shavon Shields was honored on Dec. 3, as he was chosen as a nominee for the 2015 Allstate NABC Good Works Team. Shields, a junior biological sciences major, is being recognized for his efforts in the community, as he has been active in the Huskers' Life Skills program during his collegiate career. He has participated in hospital visits, served as a keynote speaker for the Sportsmanship Pep Rally, as well as a volunteer for Husker Heroes, Ollie Webb and Nebrasketball Buddies. He also serves as the basketball team's representative on the Student Athlete Advisory Committee. A first-team Academic All-District VII selection, Shields was also one of 16 national finalists across all of college athletics for the 2014 Arthur Ashe Jr. Sports Scholar Award for his efforts in the classroom and community. The 2015 Allstate NABC Good Works Team will be announced in February, as five players from Division I will be selected for the team. Shields was one of 158 men's basketball players nominated from all levels of college basketball.

## HUSKERS ANNOUNCE FALL SIGNEES

University of Nebraska men's basketball coach Tim Miles announced on Nov. 12 that three high school seniors have signed National Letters-of-Intent to join the Husker basketball program. The three-member class consists of guard Glynn Watson Jr. (Bellwood, Ill.) and forwards Michael Jacobson (Waukee, Iowa) and Edward Morrow Jr. (Chicago, Ill.).

The class comes in as one of the most highly regarded in program history, as all three players are ranked among the top 200 players in the country by at least one recruiting service. Illinois natives Edward Morrow Jr. (No. 51) and Glynn Watson Jr. (No. 69) are both rated among the top 100 players by ESPN.com, marking the first time that Nebraska has signed a top 100 player out of high school going back to the mid-1990s. The three-member class has been ranked as high as 23rd nationally by 247Sports, 24th by ESPN.com and 28th by Rivals.

### RECRUITING CLASS RANKINGS

Publication	Rank
247Sports	23rd
ESPN.com	24th
Rivals.com	28th

Player	Pos.	Ht.	Wt.	Hometown	High School
Michael Jacobson	F	6-8	220	Waukee, Iowa	Waukee High School
Edward Morrow Jr.	F	6-7	215	Chicago, Ill.	Simeon Career Academy
Glynn Watson Jr.	G	5-11	160	Bellwood, Ill.	Saint Joseph High School

## HUSKER LEGACIES

The 2014-15 Huskers have a number of players with relatives in college athletics. Junior Shavon Shields is the son of former Husker and Kansas City Chiefs great Will Shields, who was inducted into the College Football Hall of Fame in December of 2011 and will be inducted into the Pro Football Hall of Fame on Aug. 8. Four other Husker players have fathers who played collegiately (B.J. Day, David Rivers, Tai Webster and Andrew White III).

Player	Relative	Sport-School	Worth Noting
David Rivers	Ezelle Rivers	MBB-Ark.-Little Rock	Four-year letterwinner; Starter in 1983-84
Shavon Shields	Will Shields	FB-Nebraska	2011 College FB Hall of Fame; 12x NFL Pro Bowler
Tai Webster	Tony Webster	MBB-Hawaii	First-team All-WAC in 1983; Ranks 4th on Hawaii steals list
	Corey Webster	MBB-New Zealand	Member of New Zealand National Team
Terran Petteway	Terrell Petteway	MBB-Lamar	Played at Lamar & professionally in England from 1999-2004
B.J. Day	Bernard Day	MBB-Nebraska	Honorable-Mention All-Big Ten; Team Co-MVP in 1985-86
Andrew White III	Andrew White Jr.	MBB-Morehouse	

## TIP TIME SET FOR FINAL TWO HOME GAMES

The Big Ten Conference announced the start times for Nebraska's home games on Sunday, Feb. 22, and Sunday, March 8. The Feb. 22 game against Iowa will tip off at 2 p.m. and will be televised on BTN, while the March 8 matchup with Maryland will tip at 6:30 p.m. on BTN. It is the first trip to Pinnacle Bank Arena for both Iowa and Maryland. The Iowa game is already a sellout, while there are a limited number of single tickets in the 300 Level available for Maryland. For ticket info, visit Huskers.com or call the Nebraska Athletic Ticket Office at 800-8-BIGRED.

## BIG TEN TEAM RANKINGS (FEB. 6)

Category	Overall (Rk.)	B1G (Rk.)
Scoring Offense	63.7 (13)	59.0 (13)
Scoring Defense	61.1 (2)	60.6 (1)
Scoring Margin	+2.6 (11)	-1.6 (8)
Free Throw Pct.	.722 (8)	.698 (8)
Field Goal Pct.	.433 (10)	.436 (8)
Field Goal Pct. Def.	.390 (2)	.401 (3)
3-Point Pct.	.304 (13)	.299 (12)
3-Point Pct. Def.	.310 (2)	.333 (5)
Rebounding Margin	-1.7 (13)	-3.8 (13)
Blocked Shots	3.2 (12)	2.7 (10)
Assists	10.4 (13)	10.4 (11)
Steals	6.0 (6)	5.4 (7)
Turnover Margin	+1.0 (6)	+1.2 (6)
3-Pointers/Gm	5.5 (t11)	5.3 (11)

## BIG TEN INDIVIDUAL LEADERS (FEB. 6)

Category	Name	Overall (Rk.)	B1G (Rk.)
Scoring	Petteway	19.0 (3)	18.7 (4)
	Shields	16.0 (6)	14.7 (9)
Rebounding	Shields	6.3 (11)	5.6 (13)
Ft. Pct.	Shields	.840 (9)	.784 (15)
Steals	Parker	1.5 (9)	-
	Shields	-	1.3 (13)
3-Pt./Gm	Petteway	2.4 (3)	2.7 (3)
Blocked Shots	Petteway	1.0 (14)	-

## 2014-15 HUSKER DOUBLE-DOUBLES

Shavon Shields vs. Central Arkansas	16 pts., 11 reb.
Terran Petteway vs. Omaha	20 pts., 12 reb.
Walter Pitchford at Hawaii	10 pts., 10 reb.
Terran Petteway vs. Ohio	22 pts, 10 reb.

## SENIOR SMARTS

All five members of the Husker senior class are on track to receive their degree during the 2014-15 season. Trevor Menke and Moses Abraham both graduated in May and are working on master's degrees. Kye Kurkowski joined the graduates when he received his degree in December. In addition, Leslee Smith (sociology) and David Rivers (ethnic studies) are both on track to graduate in May.

## QUICK NOTES

▶ Under Tim Miles, the Huskers are 15-6 (.714) in games decided by five points or less.

▶ Terran Petteway's 18.1 ppg scoring average is the highest by a Husker returnee since Aleks Maric averaged 18.5 ppg as a junior. Since World War II, only six returnees have averaged more points per game than Petteway's sophomore season (Aleks Maric, Tyrone Lue, Dave Hoppen, Andre Smith, Jerry Fort and Stu Lantz).

▶ With the return of Petteway and junior wing Shavon Shields (12.8 ppg), Nebraska welcomes back a pair of double-figure scorers for the first time since the 2003-04 season and for only the third time since 2000.

▶ Four of Tim Miles' former assistants are now Division I head coaches, including Craig Smith (South Dakota), Saul Phillips (Ohio), David Richmond (North Dakota State) and Niko Medved (Furman).



## TIM MILES

Third Season at Nebraska

Alma Mater:  
University of Mary ('89)

### Head Coaching Experience

Nebraska, 2012-present; Colorado State, 2007-12; North Dakota State, 2001-07; Southwest Minnesota State, 1997-2001; Mayville State, 1995-97.

### Assistant Coaching Experience

Northern State, 1989-95.

### Family

Wife, Kari  
Son, Gabriel  
Daughter, Ava

### Coaching Honors

- Jim Phelan National Coach of the Year, 2014
- Big Ten Coach of the Year, 2014
- Northern State University Hall of Fame  
Jim Kretchman Coaching Award, 2014
- USBWA District VIII Coach of the Year, 2012
- Colleg Insider.com Mountain West Coach of the Year, 2010
- University of Mary Hall of Fame Inductee, 2007
- CBS Sportsline Division I Independent Coach of the Year, 2005-06
- North Central Region Coach of the Year, 2000-01
- Northern Sun Conference Coach of the Year, 2000-01
- NDCAC Coach of the Year, 1995-96

### Year-by-Year Totals

Year	Team	Record	Pct.
1995-96	Mayville State	17-11	.607
1996-97	Mayville State	18-11	.621
	Two seasons	35-22	.614
1997-98	SW Minnesota State	16-11	.593
1998-99	SW Minnesota State	16-11	.593
1999-00	SW Minnesota State	18-10	.643
2000-01	SW Minnesota State	28-7	.800
	Four seasons	78-39	.667
2001-02	North Dakota State	11-15	.423
2002-03	North Dakota State	20-11	.645
2003-04	North Dakota State	16-13	.552
2004-05	North Dakota State	16-12	.571
2005-06	North Dakota State	16-12	.571
2006-07	North Dakota State	20-8	.714
	Six seasons	99-71	.582
2007-08	Colorado State	7-25	.219
2008-09	Colorado State	9-22	.290
2009-10	Colorado State	16-16	.500
2010-11	Colorado State	19-13	.594
2011-12	Colorado State	20-12	.625
	Five seasons	71-88	.447
2012-13	Nebraska	15-18	.455
2013-14	Nebraska	19-13	.594
2014-15	Nebraska	13-9	.591
	Three seasons	47-40	.540
<b>Career</b>	<b>20 seasons</b>	<b>339-260</b>	<b>.559</b>

A proven program builder who has enjoyed success at the Division I, Division II and NAIA levels, Tim Miles was named the 27th basketball coach at the University of Nebraska on March 24, 2012. He is believed to be the only active coach who has made national tournament appearances at four-year schools at the Division I, Division II and NAIA levels.

In 2013-14, Miles was named Big Ten Coach of the Year and Jim Phelan National Coach of the Year after guiding the Huskers to an 11-7 Big Ten mark and a fourth-place finish after the team was picked to finish 12th in the preseason. NU's 11 conference wins were its highest total since 1965-66, while the fourth-place finish was the Huskers' best since 1997-98. After a 1-5 conference start, Nebraska won 10 of its last 12 conference games, including a pair of wins over top-10 teams, en route to the school's first NCAA appearance in 16 seasons. Miles became the first Husker coach to garner conference coach of the year accolades since 1991.

The 2012-13 Huskers surpassed nearly every pundit's expectation, going 15-18, including three wins over NCAA Tournament teams and the program's first-ever Big Ten Tournament win. Nebraska played 17 games against NCAA Tournament teams while topping the previous year's total in both overall and Big Ten victories against a schedule which was rated as one of the toughest in the nation in 2012-13.

Before taking over the Nebraska program, Miles spent the previous five seasons building the Colorado State program into a contender in the Mountain West Conference. He increased his victory total in each of his five years at CSU, culminating in a 20-12 record and the school's first NCAA appearance in nine seasons during his final year in Fort Collins. After winning 16 games in his first two years, his teams went 55-41 over the last three years, reaching postseason play in each campaign.

The 2011-12 Rams posted the school's first 20-win season since the 1997-98 campaign while playing a schedule that was rated as the fourth-toughest in the country. Colorado State set a school record with three wins over ranked teams and placed three players on the All-Mountain West teams, and Miles was named the District VIII Coach of the Year by the U.S. Basketball Writers Association for his efforts. The Rams, one of four Mountain West teams to receive bids in the 2012 NCAA Tournament, averaged 70.1 points per game on the season and topped the Mountain West Conference in field-goal percentage (47.1), 3-point percentage (40.0) and free throw percentage (76.8).

Three of his players earned All-Mountain West honors, marking the program's most honorees in its half century affiliation with the WAC or Mountain West Conference. In 2010-11, Miles guided the program to a 19-13 record, a fourth-place finish in the Mountain West, and a berth in the NIT, reaching milestones at every step along the way.

With 19 years of experience as a head coach at four institutions, he has compiled a career record of 321-252 that includes three conference championships and seven postseason tournament appearances.

Before taking over the Colorado State program, Miles spent six seasons at North Dakota State, guiding the Bison through the transition to the Division I ranks. He won at least 16 games in each of his final five seasons at the school, including the program's first three years at the Division I level. Miles' tenure at NDSU was highlighted by a pair of road wins over top-15 squads in his final two seasons.

Miles showed his ability to turn around programs during his tenure at Southwest Minnesota State University. He took a program that had only one winning season in the previous decade and went 78-39 in his four seasons at the school, recorded the first 20-win season in school history, and led Southwest Minnesota State to its first back-to-back winning seasons in more than two decades.

Miles began his head coaching career at Mayville (N.D.) State University, guiding the program to a 35-22 record from 1995 to 1997 and a pair of conference titles. He began his coaching career as an assistant coach at Northern State for six seasons from 1989-90 through 1994-95 and helped the Wolves to five NAIA playoff appearances and five regional titles. He was the recruiting coordinator for NSU and was responsible for bringing in and coaching five All-Americans at that school.

A native of Doland, S.D., he graduated from the University of Mary in Bismarck, N.D., in 1989 and earned a master's degree in health and physical education from Northern State in Aberdeen, S.D., in 1990. He was inducted into the University of Mary Athletic Hall of Fame in 2007.

### TIM MILES BY THE NUMBERS

**2-** At North Dakota State (a Division I independent at the time), Tim Miles went 2-0 against ranked opponents, topping No. 13 Wisconsin in 2005-06 and No. 8 Marquette in 2006-07.

**3-** Miles was one of only three coaches in Colorado State history to lead the Rams to three consecutive postseason appearances (2010-11-12).

**3-** Number of CSU players who earned All-Mountain West honors in 2011-12, the most in the school's 50 years of league affiliation.

**4TH** - Colorado State's strength of schedule in 2011-12. The other schools in the top five included Michigan State (1st), UConn (2nd), Duke (3rd) and North Carolina (5th).

**4** - Number of former assistants under Miles who are Division I head coaches in 2014-15.

**10** - Miles' 2011-12 Colorado State team ranked in the top 10 nationally in both free throw (76.8) and 3-point percentage (40.0) in 2011-12, joining Missouri as the only other school in the country to rank in the top 10 in both categories.

**11** - Nebraska's Big Ten wins in 2013-14, the most conference wins by a Husker team since 1965-66.

**13TH** - Nebraska's strength of schedule during the 2012-13 season.

**30** - Colorado State's RPI in 2011-12, as he took the program's RPI from 273rd in his first season to 30th in 2011-12.

**20** - Seasons that Tim Miles has been a head coach during the 2014-15 season. His teams have reached postseason play at the Division I, Division II and NAIA levels and during 19 previous years, his teams have failed to increase their win total only once.

**1920** - The last time a Husker men's basketball coach won his first road game before Tim Miles accomplished the feat at Wake Forest in the ACC/Big Ten Challenge in 2012-13.

**81,100** - Number of followers on twitter for @CoachMiles, where he provides a unique look into the program, including halftime tweets.

# 2014-15 NEBRASKA CORNHUSKERS TV & RADIO CHART



**0 | TAI WEBSTER**  
So. | G | 6-4 | 199  
Auckland, New Zealand



**1 | ANDREW WHITE III**  
Jr. | G | 6-7 | 220  
Richmond, Va.




**2 | DAVID RIVERS**  
Sr. | F | 6-7 | 200  
Little Rock, Ark.



**3 | BENNY PARKER**  
Jr. | G | 5-9 | 172  
Kansas City, Kan.



**5 | TERRAN PETTEWAY**  
Jr. | G/F | 6-6 | 215  
Galveston, Texas



**10 | TREVOR MENKE**  
Sr. | G | 5-11 | 184  
Beatrice, Neb.



**11 | TARIN SMITH**  
Fr. | G | 6-2 | 175  
Ocean Township, N.J.



**12 | MOSES ABRAHAM**  
Sr. | C | 6-9 | 252  
Kano, Nigeria



**21 | LESLEE SMITH**  
Sr. | F | 6-8 | 255  
Long Look, British Virgin Islands



**23 | NICK FULLER**  
RFr. | G/F | 6-7 | 207  
Sun Prairie, Wis.



**24 | JAKE HAMMOND**  
Fr. | F | 6-10 | 230  
Comanche, Okla.




**30 | B.J. DAY**  
Jr. | G/F | 6-5 | 236  
Lincoln, Neb.



**31 | SHAVON SHIELDS**  
Jr. | G/F | 6-7 | 221  
Olathe, Kan.



**35 | WALTER PITCHFORD**  
Jr. | F | 6-10 | 237  
Grand Rapids, Mich.



**44 | KYE KURKOWSKI**  
Sr. | F | 6-11 | 221  
Grant, Neb.



**TIM MILES**  
Head Coach



**CHRIS HARRIMAN**  
Assistant Coach



**KENYA HUNTER**  
Assistant Coach



**JIM MOLINARI**  
Assistant Coach



**TEDDY OWENS**  
Director of Basketball  
Operations




**GREGORY EATON**  
Video Coordinator



**BRETT SAPP**  
Administrative Coordinator



**TIM WILSON**  
Strength Coach



**ALI FAROKHMANESH**  
Graduate Assistant  
Manager



2014-15 Record  
13-9

Big Ten Record  
5-5

AP

Coaches

Last Game  
def. Northwestern,  
76-60, on Feb. 3

Head Coach (Yr.)  
Tim Miles (3rd)

Asst. Coaches  
Chris Harriman (3rd)  
Kenya Hunter (2nd)  
Jim Molinari (1st)

NEBRASKA BASKETBALL

QR	0		<b>TAI WEBSTER</b> <span style="float:right">G • 6-4 • 199 • So. • AUCKLAND, NEW ZEALAND</span>						<b>Last Game:</b> Had five points and two assists vs. Northwestern <ul style="list-style-type: none"> <li>Tied season high with 13 points, including 2-of-2 from 3, and three boards vs. MSU</li> <li>Has been in double figures twice in 2014-15 and six times in his career</li> <li>Played for New Zealand at the FIBA World Cup over the summer in Spain</li> </ul>
			MPG	PTS	REB	AST	FG%	3FG%	
QR	1		<b>ANDREW WHITE III</b> <span style="float:right">G • 6-7 • 220 • JR. • RICHMOND, VA.</span>						<b>Last Game:</b> Will sit out the 2014-15 season because of NCAA transfer rules <ul style="list-style-type: none"> <li>Spent two seasons at KU, helping the Jayhawks to a pair of Big 12 titles</li> <li>Ranked No. 48 by ESPN/100 and No. 51 by Rivals.com in the class of 2012</li> <li>Averaged 22.9 points and 10 rebounds per game as a senior at The Miller School</li> </ul>
			MPG	PTS	REB	AST	FG%	3FG%	
QR	2		<b>DAVID RIVERS</b> <span style="float:right">F • 6-7 • 200 • SR. • LITTLE ROCK, ARK.</span>						<b>Last Game:</b> Provided a spark off the bench with six points - all in NU's 17-0 run - vs. NW <ul style="list-style-type: none"> <li>Grabbed 13 rebounds - most by a Husker since 2009 - and had 8 points vs. Ohio</li> <li>Had 12 points on 5-of-5 shooting and six rebounds vs. Northern Kentucky</li> <li>Set a career best in points (20), hitting 8-of-10 shots vs. Cent. Mich. on 12/23/12</li> </ul>
			MPG	PTS	REB	AST	FG%	3FG%	
QR	3		<b>BENNY PARKER</b> <span style="float:right">G • 5-9 • 172 • JR. • KANSAS CITY, KAN.</span>						<b>Last Game:</b> Totaled six points, four assists and a pair of steals vs. Northwestern <ul style="list-style-type: none"> <li>Totaled a career-high 12 points on 5-of-7 shooting and three assists at Hawaii</li> <li>Had six points, including go-ahead basket in 2nd OT, and five boards vs. Cincinnati</li> <li>Had seven points &amp; tied then-career bests in steals (4) and rebounds (3) at FSU</li> </ul>
			MPG	PTS	REB	AST	FG%	3FG%	
QR	5		<b>TERRAN PETTEWAY</b> <span style="float:right">G/F • 6-6 • 215 • JR. • GALVESTON, TEXAS</span>						<b>Last Game:</b> Led the Huskers with 28 points, including four 3-pointers, and seven boards <ul style="list-style-type: none"> <li>Posted 3rd career 30-point game with 32 points vs. Michigan State</li> <li>His career scoring average of 18.5 points per game at NU is second all time</li> <li>Has a team-high 11 20-point games in 2014-15 and 23 in his career</li> </ul>
			MPG	PTS	REB	AST	FG%	3FG%	
QR	10		<b>TREVOR MENKE</b> <span style="float:right">G • 5-11 • 184 • SR. • BEATRICE, NEB.</span>						<b>Last Game:</b> Did not play vs. Northwestern <ul style="list-style-type: none"> <li>Fifth-year senior walk-on who is working on his master's degree</li> <li>Hit a 3-pointer against Omaha for his first basket of the year</li> <li>Walk-on played in 15 games in 2012-13, committing one turnover in 65 minutes</li> </ul>
			MPG	PTS	REB	AST	FG%	3FG%	
QR	11		<b>TARIN SMITH</b> <span style="float:right">G • 6-2 • 175 • FR. • OCEAN TOWNSHIP, N.J.</span>						<b>Last Game:</b> Held scoreless in six minutes vs. Northwestern <ul style="list-style-type: none"> <li>Totaled with a career-best eight points on 4-of-5 shooting at Hawaii</li> <li>Tied or set personal bests in points (eight) and rebounds (seven) at Mich.</li> <li>Two-year starter for Bob Hurley at St. Anthony, going 53-7 in those two years</li> </ul>
			MPG	PTS	REB	AST	FG%	3FG%	
QR	12		<b>MOSES ABRAHAM</b> <span style="float:right">C • 6-9 • 252 • SR. • KANO, NIGERIA</span>						<b>Last Game:</b> Had three rebounds, two points and a blocked shot vs. Northwestern <ul style="list-style-type: none"> <li>Played for first time since Dec. 9 vs. Rutgers, scoring five points and three boards</li> <li>Had seven rebounds at Rhode Island and against Omaha</li> <li>Graduate transfer who received a degree in economics at Georgetown in 2014</li> </ul>
			MPG	PTS	REB	AST	FG%	3FG%	
QR	21		<b>LESLEE SMITH</b> <span style="float:right">F • 6-8 • 255 • SR. • LONG LOOK, BRITISH VIRGIN ISLANDS</span>						<b>Last Game:</b> Started and had four points and three boards vs. Northwestern <ul style="list-style-type: none"> <li>Had season highs in points (seven) and rebounds (seven) in 30 minutes vs. MSU</li> <li>Made 2014-15 debut w/two rebounds, two assists and a blocked shot on Jan. 8</li> <li>Suffered a torn ACL at the FIBA Caribbean Basketball Championships on July 3</li> </ul>
			MPG	PTS	REB	AST	FG%	3FG%	
QR	23		<b>NICK FULLER</b> <span style="float:right">G/F • 6-7 • 207 • R-FR. • SUN PRAIRIE, WIS.</span>						<b>Last Game:</b> Did not play vs. Northwestern <ul style="list-style-type: none"> <li>Had four points and four rebounds, including three offensive boards, vs. Rutgers</li> <li>Set season bests in minutes (13), points (6) and assists (2) vs. Incarnate Word</li> <li>Redshirted as a freshman and was named Lifter of the Year by his teammates</li> </ul>
			MPG	PTS	REB	AST	FG%	3FG%	
QR	24		<b>JAKE HAMMOND</b> <span style="float:right">F • 6-10 • 230 • FR. • COMANCHE, OKLA.</span>						<b>Last Game:</b> Did not play vs. Northwestern <ul style="list-style-type: none"> <li>Scored his first career basket and blocked a shot in eight minutes vs. Cent. Arkansas</li> <li>Averaged 26.2 points, 14.8 rebounds &amp; 5.7 blocks per game at Comanche (Okla.) HS</li> <li>Rated as the No. 2 prospect in the state of Oklahoma by both ESPN.com &amp; 247Sports</li> </ul>
			MPG	PTS	REB	AST	FG%	3FG%	
QR	30		<b>B.J. DAY</b> <span style="float:right">G/F • 6-5 • 234 • FR. • LINCOLN, NEB.</span>						<b>Last Game:</b> Will redshirt this season after suffering a torn ACL in October <ul style="list-style-type: none"> <li>Earned second-team all-state honors at Lincoln Southeast HS, averaging 14.5 points &amp; 6.5 rebounds per game in 2013-14</li> <li>Father (Bernard) started for NU for two years, sharing team MVP honors in 1985-86</li> </ul>
			MPG	PTS	REB	AST	FG%	3FG%	
QR	31		<b>SHAVON SHIELDS</b> <span style="float:right">G/F • 6-7 • 221 • JR. • OLATHE, KAN.</span>						<b>Last Game:</b> Reached 1,000 career points with 11 points and career-high eight assists <ul style="list-style-type: none"> <li>Had sixth 20-point game with 21 points and seven boards vs. Michigan State</li> <li>Scored a career-high 35 points vs. Omaha on 12-of-16 shooting</li> <li>Posted fourth career double-double vs. Central Arkansas (16 pts.; 11 reb.)</li> </ul>
			MPG	PTS	REB	AST	FG%	3FG%	
QR	35		<b>WALTER PITCHFORD</b> <span style="float:right">F • 6-10 • 237 • JR. • GRAND RAPIDS, MICH.</span>						<b>Last Game:</b> Had 14 points, including three 3-pointers, in 27 minutes vs. Northwestern <ul style="list-style-type: none"> <li>Scored a career-high 19 points, including six 3-pointers, against UT-Martin</li> <li>Posted third career double-double with 10 points &amp; 10 rebounds at Hawaii</li> <li>Started 31 games in 2013-14, averaging 9.3 points and 4.7 rebounds per game</li> </ul>
			MPG	PTS	REB	AST	FG%	3FG%	
QR	44		<b>KYE KURKOWSKI</b> <span style="float:right">F • 6-11 • 221 • JR. • GRANT, NEB.</span>						<b>Last Game:</b> Did not play vs. Northwestern <ul style="list-style-type: none"> <li>3x Academic All-Big Ten pick who graduated w/degree in agricultural engineering</li> <li>Has played in 16 career games and has six points on 3-of-3 shooting</li> <li>First-team all-district as a senior, averaging 12.9 points &amp; 9.2 rebounds per game</li> </ul>
			MPG	PTS	REB	AST	FG%	3FG%	

2014-15 TEAM GAME-BY-GAME COMPARISON

Team	FG-FGA	Pct.	3FG-3FGA	Pct.	FT-FTA	Pct.	O-D	Reb.	PF	A	TO	B	S	Pts.	W/L
Northern Kentucky	21-58	.362	8-23	.348	11-21	.524	15-21	36	24	9	13	0	3	61	
at Nebraska	23-48	.479	8-22	.364	26-30	.867	6-27	33	22	10	10	7	6	80	W
Central Arkansas	19-58	.328	7-26	.269	11-19	.579	12-23	35	26	13	18	3	6	56	
at Nebraska	27-51	.529	5-16	.313	23-34	.676	10-30	40	15	12	15	5	8	82	W
at Rhode Island	21-61	.344	3-19	.158	21-33	.636	16-33	49	23	9	16	5	7	66	
Nebraska	21-57	.368	3-20	.150	17-22	.773	7-29	36	23	10	16	6	6	62	L
Omaha	23-56	.411	6-18	.333	15-22	.682	7-21	28	19	7	19	1	13	67	
at Nebraska	28-53	.528	6-19	.316	18-31	.581	11-31	42	21	14	20	3	11	80	W
Tennessee-Martin	23-52	.442	11-27	.407	7-7	1.000	5-20	25	18	11	18	2	10	64	
at Nebraska	26-55	.473	10-23	.435	13-16	.813	10-24	34	12	13	16	3	3	75	W
at Florida State	22-54	.407	2-18	.111	19-32	.594	14-27	41	17	10	17	3	6	65	
Nebraska	24-58	.414	7-19	.368	15-19	.789	8-22	30	28	12	13	1	6	70	W
Creighton	24-51	.471	10-23	.435	7-9	.778	9-27	36	13	15	12	3	1	65	
at Nebraska	23-61	.377	6-12	.261	3-8	.375	14-19	33	17	14	11	3	4	55	L
Incarnate Word	25-52	.481	8-24	.333	16-22	.727	6-20	26	26	8	12	2	9	74	
at Nebraska	22-52	.423	5-17	.294	24-32	.750	12-24	36	20	13	14	1	6	73	L
Cincinnati	20-63	.317	3-17	.176	12-24	.500	16-27	43	21	11	18	3	9	55	
at Nebraska	16-49	.327	4-17	.235	20-23	.870	8-34	42	21	3	22	4	5	56	W
at Hawaii	24-64	.375	4-18	.222	14-19	.737	16-22	38	23	9	11	0	9	66	
Nebraska	20-46	.435	5-16	.313	13-23	.565	11-28	39	22	7	18	4	6	58	L
vs. Loyola Marymount	14-50	.280	5-19	.263	9-11	.811	16-24	40	20	5	20	0	3	42	
Nebraska	14-38	.368	6-17	.353	16-19	.842	2-20	22	13	8	13	2	7	50	W
vs. Ohio	20-53	.377	7-22	.318	11-15	.733	4-24	28	19	7	15	0	7	58	
Nebraska	23-51	.451	4-15	.267	21-27	.778	7-32	39	16	9	12	4	10	71	W
Indiana	27-60	.450	7-24	.292	9-17	.529	12-32	44	17	13	11	2	2	70	
at Nebraska	23-59	.390	7-18	.389	12-17	.706	6-25	31	17	11	8	5	7	65	L
at Iowa	17-44	.386	5-20	.250	31-38	.816	10-22	32	18	11	9	3	7	70	
Nebraska	22-48	.458	2-14	.143	13-21	.619	7-22	29	24	5	10	3	3	59	L
Rutgers	17-49	.347	2-13	.154	13-23	.565	19-20	39	16	5	19	2	3	49	
at Nebraska	27-55	.491	5-15	.333	6-13	.462	12-19	31	20	14	9	4	9	65	W
Illinois	15-55	.273	6-29	.205	7-8	.875	7-23	30	13	7	9	4	7	43	
at Nebraska	21-49	.429	6-17	.353	5-5	1.000	5-33	38	10	10	13	4	5	53	W
at Wisconsin	21-43	.488	11-21	.524	17-23	.739	5-22	27	14	9	6	4	1	70	
Nebraska	21-50	.420	5-17	.294	8-14	.571	8-16	24	18	9	5	0	5	55	L
Minnesota	16-52	.308	8-20	.400	9-19	.474	9-27	36	22	9	16	2	9	49	
at Nebraska	17-42	.405	4-19	.211	14-21	.667	3-34	37	21	12	15	1	6	52	W
Michigan State	27-66	.409	8-23	.348	15-25	.600	24-24	48	27	12	16	0	8	77	
at Nebraska	22-45	.489	6-17	.353	29-37	.784	5-21	26	22	6	10	2	7	79	W
at Michigan	22-46	.478	6-14	.429	8-8	1.000	6-28	34	14	12	13	2	3	58	
Nebraska	15-49	.306	4-19	.211	10-14	.714	8-18	26	12	6	10	2	3	44	L
at Minnesota	21-48	.438	4-13	.307	14-17	.824	7-20	27	12	13	12	6	10	60	
Nebraska	17-46	.370	4-20	.200	4-5	.800	9-21	30	16	14	20	5	5	42	L
Northwestern	21-46	.457	11-27	.407	7-10	.700	6-13	19	19	15	13	1	3	60	
at Nebraska	27-43	.628	10-21	.476	12-15	.800	5-21	26	13	17	12	1	5	76	W

2014-15 NEBRASKA TEAM SUPERLATIVES

NEBRASKA TEAM GAME HIGHS		
POINTS	82	CENTRAL ARKANSAS (11/18/14)
	80	OMAHA (11/25/14)
	80	NORTHERN KENTUCKY (11/16/14)
	79	MICHIGAN STATE (01/24/15)
FIELD GOALS MADE	28	OMAHA (11/25/14)
	27	NORTHWESTERN (02/03/15)
	27	RUTGERS (01/08/15)
	27	CENTRAL ARKANSAS (11/18/14)
FIELD GOAL ATTEMPTS	61	CREIGHTON (12/07/14)
	59	INDIANA (12/31/14)
FIELD GOAL PERCENTAGE	.628 (27-43)	NORTHWESTERN (02/03/15)
	.529 (27-51)	CENTRAL ARKANSAS (11/18/14)
3 PT FIELD GOALS MADE	10	NORTHWESTERN (02/03/15)
	10	TENNESSEE-MARTIN (11/28/14)
3 PT FG ATTEMPTS	23	CREIGHTON (12/07/14)
	23	TENNESSEE-MARTIN (11/28/14)
3 PT FG PERCENTAGE	.476 (10-21)	NORTHWESTERN (02/03/15)
	.435 (10-23)	TENNESSEE-MARTIN (11/28/14)
FREE THROWS MADE	29	MICHIGAN STATE (01/24/15)
	26	NORTHERN KENTUCKY (11/16/14)
FREE THROW ATTEMPTS	37	MICHIGAN STATE (01/24/15)
	34	CENTRAL ARKANSAS (11/18/14)
FREE THROW PERCENTAGE	1.000 (5-5)	ILLINOIS (01/11/15)
	.870 (20-23)	CINCINNATI (12/13/14)
REBOUNDS	42	CINCINNATI (12/13/14)
	42	OMAHA (11/25/14)
ASSISTS	17	NORTHWESTERN (02/03/15)
	14	at Minnesota (01/31/15)
	14	RUTGERS (01/08/15)
	14	CREIGHTON (12/07/14)
	14	OMAHA (11/25/14)
STEALS	11	OMAHA (11/25/14)
	10	vs Ohio (12/25/14)
BLOCKED SHOTS	7	NORTHERN KENTUCKY (11/16/14)
	6	at Rhode Island (11/22/14)
TURNOVERS	22	CINCINNATI (12/13/14)
	20	at Minnesota (01/31/15)
	20	OMAHA (11/25/14)
FOULS	28	at Florida State (12/01/14)

NEBRASKA TEAM GAME LOWS		
POINTS	42	at Minnesota (01/31/15)
	44	at Michigan (01/27/15)
	50	vs Loyola Marymount (12/23/14)
FIELD GOALS MADE	14	vs Loyola Marymount (12/23/14)
	15	at Michigan (01/27/15)
FIELD GOAL ATTEMPTS	38	vs Loyola Marymount (12/23/14)
	42	MINNESOTA (01/20/15)
FIELD GOAL PERCENTAGE	.306 (15-49)	at Michigan (01/27/15)
	.327 (16-49)	CINCINNATI (12/13/14)
3 PT FIELD GOALS MADE	2	at Iowa (01/05/14)
	3	at Rhode Island (11/22/14)
3 PT FG ATTEMPTS	14	at Iowa (01/05/14)
	15	vs Ohio (12/25/14)
	15	RUTGERS (01/08/15)
3 PT FG PERCENTAGE	.143 (2-14)	at Iowa (01/05/14)
	.150 (3-20)	at Rhode Island (11/22/14)
FREE THROWS MADE	3	CREIGHTON (12/07/14)
	4	at Minnesota (01/31/15)
FREE THROW ATTEMPTS	5	ILLINOIS (01/11/15)
	5	at Minnesota (01/31/15)
FREE THROW PERCENTAGE	.375 (3-8)	CREIGHTON (12/07/14)
	.462 (6-13)	RUTGERS (01/08/15)
REBOUNDS	22	vs Loyola Marymount (12/23/14)
	24	at Wisconsin (01/15/15)
ASSISTS	3	CINCINNATI (12/13/14)
	5	at Iowa (01/05/14)
STEALS	3	TENNESSEE-MARTIN (11/28/14)
	3	at Iowa (01/05/14)
	3	at Michigan (01/27/15)
BLOCKED SHOTS	0	at Wisconsin (01/15/15)
	1	at Florida State (12/01/14)
	1	INCARNATE WORD (12/10/14)
	1	MINNESOTA (01/20/15)
	1	NORTHWESTERN (02/03/15)
TURNOVERS	5	at Wisconsin (01/15/15)
	8	INDIANA (12/31/14)
FOULS	10	ILLINOIS (01/11/15)
	12	TENNESSEE-MARTIN (11/28/14)
	12	at Michigan (01/27/15)

OPPONENT TEAM GAME HIGHS		
POINTS	77	MICHIGAN STATE (01/24/15)
	74	INCARNATE WORD (12/10/14)
	70	at Wisconsin (01/15/15)
	70	at Iowa (01/05/14)
	70	INDIANA (12/31/14)
FIELD GOALS MADE	27	MICHIGAN STATE (01/24/15)
	27	INDIANA (12/31/14)
FIELD GOAL ATTEMPTS	66	MICHIGAN STATE (01/24/15)
	64	at Hawai'i (12-22-14)
FIELD GOAL PERCENTAGE	.488 (21-43)	at Wisconsin (01/15/15)
	.481 (25-52)	INCARNATE WORD (12/10/14)
3 PT FIELD GOALS MADE	11	NORTHWESTERN (02/03/15)
	11	at Wisconsin (01/15/15)
	11	TENNESSEE-MARTIN (11/28/14)
3 PT FG ATTEMPTS	29	ILLINOIS (01/11/15)
	27	NORTHWESTERN (02/03/15)
	27	TENNESSEE-MARTIN (11/28/14)
3 PT FG PERCENTAGE	.524 (11-21)	at Wisconsin (01/15/15)
	.435 (10-23)	CREIGHTON (12/07/14)
FREE THROWS MADE	31	at Iowa (01/05/14)
	21	at Rhode Island (11/22/14)
FREE THROW ATTEMPTS	38	at Iowa (01/05/14)
	33	at Rhode Island (11/22/14)
FREE THROW PERCENTAGE	1.000 (8-8)	at Michigan (01/27/15)
	1.000 (7-7)	TENNESSEE-MARTIN (11/28/14)
REBOUNDS	49	at Rhode Island (11/22/14)
	48	MICHIGAN STATE (01/24/15)
ASSISTS	15	NORTHWESTERN (02/03/15)
	15	CREIGHTON (12/07/14)
STEALS	13	OMAHA (11/25/14)
	10	at Minnesota (01/31/15)
	10	TENNESSEE-MARTIN (11/28/14)
BLOCKED SHOTS	6	at Minnesota (01/31/15)
	5	at Rhode Island (11/22/14)
TURNOVERS	20	vs Loyola Marymount (12/23/14)
	19	RUTGERS (01/08/15)
	19	OMAHA (11/25/14)
FOULS	27	MICHIGAN STATE (01/24/15)

OPPONENT TEAM GAME LOWS		
POINTS	42	vs Loyola Marymount (12/23/14)
	43	ILLINOIS (01/11/15)
	49	RUTGERS (01/08/15)
	49	MINNESOTA (01/20/15)
FIELD GOALS MADE	14	vs Loyola Marymount (12/23/14)
	15	ILLINOIS (01/11/15)
FIELD GOAL ATTEMPTS	43	at Wisconsin (01/15/15)
	44	at Iowa (01/05/14)
FIELD GOAL PERCENTAGE	.273 (15-55)	ILLINOIS (01/11/15)
	.280 (14-50)	vs Loyola Marymount (12/23/14)
3 PT FIELD GOALS MADE	2	at Florida State (12/01/14)
	2	RUTGERS (01/08/15)
3 PT FG ATTEMPTS	13	RUTGERS (01/08/15)
	13	at Minnesota (01/31/15)
3 PT FG PERCENTAGE	.111 (2-18)	at Florida State (12/01/14)
	.154 (2-13)	RUTGERS (01/08/15)
FREE THROWS MADE	7	TENNESSEE-MARTIN (11/28/14)
	7	CREIGHTON (12/07/14)
	7	ILLINOIS (01/11/15)
	7	NORTHWESTERN (02/03/15)
FREE THROW ATTEMPTS	7	TENNESSEE-MARTIN (11/28/14)
	8	ILLINOIS (01/11/15)
	8	at Michigan (01/27/15)
FREE THROW PERCENTAGE	.474 (9-19)	MINNESOTA (01/20/15)
	.500 (12-24)	CINCINNATI (12/13/14)
REBOUNDS	19	NORTHWESTERN (02/03/15)
	25	TENNESSEE-MARTIN (11-28/14)
ASSISTS	5	vs Loyola Marymount (12/23/14)
	5	RUTGERS (01/08/15)
STEALS	1	CREIGHTON (12/07/14)
	1	at Wisconsin (01/15/15)
BLOCKED SHOTS	0	NORTHERN KENTUCKY (11/16/14)
	0	at Hawai'i (12-22-14)
	0	vs Loyola Marymount (12/23/14)
	0	vs Ohio (12/25/14)
	0	MICHIGAN STATE (01/24/15)
TURNOVERS	6	at Wisconsin (01/15/15)
	9	at Iowa (01/05/14)
	9	ILLINOIS (01/11/15)
FOULS	12	at Minnesota (01/31/15)

**NEBRASKA MISCELLANEOUS STATISTICS**

**2014-15 NEBRASKA WIN/LOSS MARGIN**

	1	2	3	4	5	6	7	8	9	10	11	12	13	14	15	16	17	18	19	20	+20
Husker Wins	1	1	1	0	1	0	0	1	0	1	1	0	2	0	0	2	0	0	1	0	1
Husker Losses	1	0	0	1	1	0	0	1	0	1	1	0	0	1	1	0	0	1	0	0	0

**2014-15 NEBRASKA INDIVIDUAL GAME HIGHS**

Points	35	Shields, Shavon vs Omaha (11/25/14)
	32	Petteway, Terran vs Michigan State (01/24/15)
	28	Petteway, Terran vs Northwestern (02/03/15)
	27	Petteway, Terran at Wisconsin (01/15/15)
	25	Shields, Shavon at Iowa (01/05/14)
	25	Petteway, Terran at Florida State (12/01/14)
	25	Shields, Shavon at Rhode Island (11/22/14)
	25	Petteway, Terran vs Northern Kentucky (11/16/14)
Field Goals Made	12	Shields, Shavon vs Omaha (11/25/14)
	11	Petteway, Terran at Wisconsin (01/15/15)
Field Goal Att.	22	Petteway, Terran vs Florida State (12/01/14)
	20	Petteway, Terran at Wisconsin (01/15/15)
	20	Petteway, Terran vs Rutgers (01/08/15)
	20	Petteway, Terran vs Creighton (12/07/14)
FG Pct (min 5 made)	1.000 (5-5)	Rivers, David vs Northern Kentucky (11/16/14)
	.750 (12-16)	Shields, Shavon vs Omaha (11/25/14)
3-Point FG Made	6	Pitchford, Walter vs Tennessee-Martin (11/28/14)
	6	Petteway, Terran vs Northern Kentucky (11/16/14)
3-Point FG Att.	11	Petteway, Terran vs Northwestern (02/03/15)
	11	Petteway, Terran vs Creighton (12/07/14)
3-Pt FG Pct (min 2 made)	1.000 (4-4)	Shields, Shavon vs Omaha (11/25/14)
	1.000 (2-2)	Webster, Tai vs Michigan State (01/24/15)
	1.000 (2-2)	Parker, Benny vs Rutgers (01/08/15)
	1.000 (2-2)	Parker, Benny vs Creighton (12/07/14)
Free Throws Made	10	Shields, Shavon vs Northern Kentucky (11/16/14)
	9	Petteway, Terran vs Michigan State (01/24/15)
	9	Petteway, Terran vs Ohio (12/25/14)
	9	Shields, Shavon vs Incarnate Word (12/10/14)
Free Throw Att.	14	Petteway, Terran vs Michigan State (01/24/15)
	13	Petteway, Terran vs Ohio (12/25/14)
FT Pct (min 3 made)	1.000 (10-10)	Shields, Shavon vs Northern Kentucky (11/16/14)
	1.000 (9-9)	Shields, Shavon vs Incarnate Word (12/10/14)
	1.000 (7-7)	Petteway, Terran vs Northwestern (02/03/15)
	1.000 (7-7)	Shields, Shavon vs Ohio (12/25/14)
	1.000 (7-7)	Shields, Shavon vs Cincinnati (12/13/14)
	1.000 (6-6)	Shields, Shavon vs Michigan State (01/24/15)
	1.000 (6-6)	Parker, Benny vs Minnesota (01/20/15)
	1.000 (6-6)	Webster, Tai vs Cincinnati (12/13/14)
Rebounds	13	Rivers, David vs Ohio (12/25/14)
	12	Petteway, Terran vs Omaha (11/25/14)
Assists	8	Petteway, Terran vs Tennessee-Martin (11/28/14)
	8	Shields, Shavon vs Northwestern (02/03/15)
Steals	4	Parker, Benny vs Loyola Marymount (12/23/14)
	4	Parker, Benny at Florida State (12/01/14)
	4	Webster, Tai vs Central Arkansas (11/18/14)
Blocked Shots	4	Petteway, Terran at Rhode Island (11/22/14)
	3	Pitchford, Walter vs Northern Kentucky (11/16/14)
Turnovers	8	Petteway, Terran at Rhode Island (11/22/14)
	7	Shields, Shavon vs Loyola Marymount (12/23/14)
	7	Shields, Shavon vs Cincinnati (12/13/14)
Minutes	48	Pitchford, Walter vs Cincinnati (12/13/14)

**2014-15 OPPONENT INDIVIDUAL GAME HIGHS**

Points	27	Trice, Travis vs Michigan State (01/24/15)
	26	MATTHEWS, E.C. at Rhode Island (11/22/14)
	23	White, Aaron at Iowa (01/05/14)
	22	Kaminsky, Frank at Wisconsin (01/15/15)
	21	Valentine, Denzel vs Michigan State (01/24/15)
	21	Hollins, Andre vs Minnesota (01/20/15)
Field Goals Made	9	Trice, Travis vs Michigan State (01/24/15)
	8	Valentine, Denzel vs Michigan State (01/24/15)
	8	Walker, Jontrell vs Incarnate Word (12/10/14)
	8	HOWARD, Twymond vs Tennessee-Martin (11/28/14)
Field Goal Att.	24	Trice, Travis vs Michigan State (01/24/15)
	20	MATTHEWS, E.C. at Rhode Island (11/22/14)
FG Pct (min 5 made)	1.000 (5-5)	Bojanovsky, Boris at Florida State (12/01/14)
	.857 (6-7)	Zuilhof, Jake vs Central Arkansas (11/18/14)
3-Point FG Made	5	SMITH, Deville vs Tennessee-Martin (11/28/14)
	4	Lindsey, Scottie vs Northwestern (02/03/15)
	4	Trice, Travis vs Michigan State (01/24/15)
	4	Hollins, Andre vs Minnesota (01/20/15)
	4	Kaminsky, Frank at Wisconsin (01/15/15)
	4	MONACO, Anthony vs Northern Kentucky (11/16/14)
3-Point FG Att.	11	Rathan-Mayes, Xavier at Florida State (12/01/14)
	11	SMITH, Deville vs Tennessee-Martin (11/28/14)
3-Pt FG Pct (min 2 made)	1.000 (3-3)	Cobb, JerShon vs Northwestern (02/03/15)
	1.000 (3-3)	Dawkins, Aubrey at Michigan (01/27/15)
	1.000 (3-3)	KREKLOW, Rick vs Creighton (12/07/14)
Free Throws Made	12	Olaseni, Gabriel at Iowa (01/05/14)
	12	White, Aaron at Iowa (01/05/14)
Free Throw Att.	15	White, Aaron at Iowa (01/05/14)
	14	MATTHEWS, E.C. at Rhode Island (11/22/14)
FT Pct (min 3 made)	1.000 (7-7)	TAYLOR, Myles vs Tennessee-Martin (11/28/14)
	1.000 (6-6)	Albrecht, Spike at Michigan (01/27/15)
	1.000 (5-5)	Walker, Maurice at Minnesota (01/31/15)
	1.000 (4-4)	Kaminsky, Frank at Wisconsin (01/15/15)
	1.000 (4-4)	WILLIS, Javarez vs Ohio (12/25/14)
	1.000 (4-4)	Nevels, Garrett at Hawai'i (12-22-14)
	1.000 (4-4)	ZIERDEN, Isaiah vs Creighton (12/07/14)
Rebounds	18	Dawson, Branden vs Michigan State (01/24/15)
	12	Irvin, Zak at Michigan (01/27/15)
	12	MARTIN, Hassan at Rhode Island (11/22/14)
Assists	8	Ferrell, Kevin (Yogi) vs Indiana (12/31/14)
	7	Albrecht, Spike at Michigan (01/27/15)
Steals	5	CAUPAIN, Troy vs Cincinnati (12/13/14)
	5	Livingston, Denzel vs Incarnate Word (12/10/14)
	5	Carter, CJ vs Omaha (11/25/14)
Blocked Shots	4	MARTIN, Hassan at Rhode Island (11/22/14)
	2	Walker, Maurice at Minnesota (01/31/15)
	2	Hollins, Andre at Minnesota (01/31/15)
	2	Kaminsky, Frank at Wisconsin (01/15/15)
	2	Egwu, Nnanna vs Illinois (01/11/15)
	2	White, Aaron at Iowa (01/05/14)
	2	ELLIS, Octavius vs Cincinnati (12/13/14)
	2	HEGNER, Toby vs Creighton (12/07/14)
	2	Bojanovsky, Boris at Florida State (12/01/14)
Turnovers	7	Rathan-Mayes, Xavier at Florida State (12/01/14)
	6	Patterson, Devin vs Omaha (11/25/14)

**2014-15 NEBRASKA RECORD BY STARTING LINEUP**

No.	Starting Lineup Record	
1.	Petteway, Pitchford, Rivers, Shields, Webster	2-1
2.	Parker, Petteway, Pitchford, Rivers, Shields	9-7
3.	Parker, Petteway, Pitchford, Shields, L. Smith	2-0
4.	Parker, Petteway, Pitchford, Shields, Webster	0-1

THE LAST TIME . . .

	Nebraska...	A Nebraska Opponent...
Scored 100 or more points.....	107; vs. North Carolina A&T, 12/19/05	101; TCU, 3/15/99
Scored 90 or more points.....	90; vs. UMass, 11/21/13	96; UMass, 11/21/13
Scored 41 to 50 points.....	<b>42; at Minnesota, 1/31/15</b>	<b>49; Minnesota, 1/20/15</b>
Scored 40 or fewer points.....	38; at Oregon, 12/15/12	39; Grambling State, 12/21/10
Shot 70% from the field.....	.723; vs. UNC Wilmington 12/5/97 (34-47)	.723; Kansas, 2/2/85 (34-47)
Shot 60% from the field.....	<b>.628; vs. Northwestern, 2/3/15 (27-43)</b>	.619; Colorado, 3/2/10 (26-42)
Shot 90% from the free throw line (Min 10 attempts).....	91.7; Michigan, 1/9/14 (11-12)	90.5; Michigan State, 12/31/11 (19-21)
Made 10, 3-Point Field Goals.....	<b>10; vs. Northwestern, 2/3/15 (10-21)</b>	<b>11; vs. Northwestern, 2/3/15 (11-27)</b>
Had 60 rebounds.....	60; vs. Oral Roberts, 12/22/99	62; Colorado, 2/15/75
Had 50 rebounds.....	52; vs. Texas Tech, 2/27/10	50; Tennessee, 12/13/03
Had 30 assists.....	35, vs. Northeastern Illinois, 12/21/94	30; Iowa State, 2/3/93
Had 15 steals.....	15, vs. Arkansas State, 12/14/13	15; Florida State, 12/31/05
Had 10 blocked shots.....	11; at Creighton, 12/11/05	12; Michigan State, 2/16/13
Had 10 or fewer turnovers.....	<b>10; at Michigan, 1/27/15</b>	<b>6; at Wisconsin, 1/15/15</b>
Had 20 or more turnovers.....	<b>20; at Minnesota, 1/31/15</b>	20; Southeastern Louisiana, 1/5/10
Had three players with 20 points.....	vs. Oklahoma State, 3/5/07 (Perry 25; Maric 23; Velandar 20)	Texas, 1/21/98 (Mihm 29, Axtell 25, Clack 22)
Had three players with 10 rebounds.....	vs. Texas Tech, 1/19/00 (Bradford 16, Ffriend 12, Truscott 11)	at Kansas, 1/9/02 (Collison 13, Gooden 12, Simien 10)
Had five players reach double-figure points.....	vs. Penn State, 2/20/14 (Petteway 26; Shields 13; Pitchford 11; Gallegos 11; Webster 10)	at Wisconsin, 1/15/15 (Kaminsky 22; Hayes 13; Dekker 11; Koenig 11; Dukan 10)
Had a player score 40 points.....	41; Aleks Maric, vs. Kansas State, 2/13/07	41; Jarius Jackson, Texas Tech, 2/18/06
Had a player score 30 points.....	<b>32; Terran Petteway vs. Michigan State, 1/24/15</b>	33; Doug McDermott, Creighton, 12/8/13
Had a player grab 15 rebounds.....	16; Aleks Maric vs. Colorado, 3/9/08	16; Jared Swopshire, Northwestern, 1/26/13
Had a player dish out 10 assists.....	10; Lance Jeter vs. Kansas, 2/5/11	10; D.J. Augustin, Texas, 1/24/07
Had a player collect five steals.....	7; Brandon Richardson at Ohio State, 1/3/12	5; Denzel Livingston, Incarnate Word, 12/10/14
Had a player block five shots.....	5; Jorge Brian Diaz vs. Florida Gulf Coast, 12/7/11	6; Ekpe Udoh, Baylor, 2/10/10

MISC. STATS

Opponent	NU-Opp Paint	NU-Opp off TO	NU-Opp 2nd Ch.	NU-Opp Bench	Largest Lead	Largest Deficit
Northern Kentucky	20-18	22-6	13-8	14-31	22, (2nd, 3:52)	6, (1st, 16:36)
Central Arkansas	34-20	20-7	12-8	18-13	29 (2nd, 2:57)	4 (1st, 16:37)
at Rhode Island	28-28	10-12	9-16	11-14	4 (1st, 5:45)	7 (OT, 1:42)
Omaha	42-24	27-24	9-8	16-13	15 (2nd, 6:44)	16 (1st, 15:03)
Tennessee-Martin	24-18	20-15	10-5	18-4	19 (2nd, 14:26)	1 (1st, 16:22)
at Florida State	24-38	11-13	10-11	6-25	18 (2nd, 19:42)	1 (1st, 10:18)
Creighton	22-22	17-6	14-9	8-30	10 (1st, 5:28)	10 (2nd, 0:40)
Incarnate Word	28-22	16-18	12-7	17-12	10 (2nd, 12:59)	3 (1st, 2:13)
Cincinnati	20-32	10-22	9-9	9-20	13 (1st, 6:21)	3 (OT, 0:26)
at Hawaii	28-32	9-18	1-12	8-18	3 (2nd, 12:23)	11 (1st, 1:03)
vs. Loyola Marymount	12-14	10-10	0-4	3-12	10 (OT, 0:07)	4 (1st, 17:54)
vs. Ohio	24-16	15-13	8-7	7-8	13 (2nd, 0:20)	-
Indiana	26-38	16-8	7-13	5-18	16 (1st, 5:32)	5 (1st, 17:32)
at Iowa	34-22	9-11	5-9	8-27	3 (1st, 18:40)	11 (2nd, 0:24)
Rutgers	36-21	17-9	9-13	12-20	19 (2nd, 0:49)	7 (1st, 9:04)
Illinois	16-16	6-4	6-4	7-7	12 (2nd, 0:11)	3 (1st, 19:42)
at Wisconsin	18-12	7-4	3-7	13-10	4 (1st, 16:38)	22 (2nd, 8:00)
Minnesota	20-10	9-10	2-4	12-5	8 (1st, 11:36)	4 (2nd, 19:41)
Michigan State	30-32	14-8	6-24	17-7	17 (2nd, 16:41)	2 (1st, 19:28)
at Michigan	14-22	14-16	4-4	12-12	2 (1st, 18:53)	18 (2nd, 15:15)
at Minnesota	18-30	13-12	3-5	15-10	3 (1st, 17:51)	18 (2nd, 1:00)
Northwestern	22-18	12-11	5-12	13-13	16 (2nd, 8:51)	5 (1st, 19:06)



2014-15 NEBRASKA BASKETBALL GAME-BY-GAME REVIEW

Date	Opponent	Result	Record (B1G)	Attendance	Points	Nebraska Individual Leaders		
						Rebounds	Assists	Steals
11/16	Northern Kentucky	W, 80-61	1-0 (0-0)	15,479	Petteway, 26	Petteway, Rivers, 6	Shields, Parker, 2	Parker, 2
11/18	Central Arkansas	W, 82-56	2-0 (0-0)	15,389	Petteway, 23	Shields, 11	Shields, 4	Webster, 4
11/22	at Rhode Island	L, 62-66	2-1 (0-0)	7,657	Shields, 25	Shields, 9	Parker, Smith, 3	Webster, 2
11/25	Omaha	W, 80-67	3-1 (0-0)	15,889	Shields, 33	Petteway, 12	Parker, Webster 4	Petteway, 3
11/28	Tennessee-Martin	W, 75-64	4-1 (0-0)	15,987	Pitchford, 19	Rivers, 6	Petteway, 8	Petteway, 2
12/1	at Florida State	W, 70-65	5-1 (0-0)	6,406	Petteway, 25	Shields, 8	Webster, 3	Parker, 4
12/7	Creighton	L, 55-65	5-2 (0-0)	15,782	Petteway, 21	Rivers, 8	Shields, 5	Abraham, 2
12/10	Incarnate Word	L, 73-74	5-3 (0-0)	15,275	Shields, 19	Shields, 9	Petteway 5	Petteway, 3
12/13	Cincinnati	W, 56-55	6-3 (0-0)	15,607	Petteway, Shields, 13	Pitchford, 10	Petteway, 2	Parker, 2
12/22	at Hawaii \$	L, 58-66	6-4 (0-0)	8,448	Petteway, 14	Pitchford, 10	Parker, 3	Petteway, 2
12/23	vs. Loyola Marymount \$	W, 50-42 (OT)	7-4 (0-0)	7,140	Petteway, 17	Pitchford, 8	Shields, 3	Parker, 4
12/25	vs. Ohio \$	W, 71-58	8-4 (0-0)	N/A	Petteway, Shields, 22	Rivers, 13	Parker, Petteway, 3	Rivers, Parker, Petteway, Smith 2
12/31	Indiana*	L, 65-70	8-5 (0-1)	14,897	Petteway 23	Petteway, 8	Petteway, Parker, Pitchford, 3	Parker, 3
1/5	at Iowa*	L, 59-70	8-6 (0-2)	12,789	Shields, 25	Shields, Pitchford, 6	Five players, 1	Rivers, 3
1/8	Rutgers*	W, 65-49	9-6 (1-2)	14,857	Petteway, 20	Shields, Pitchford, 6	Petteway, 5	Shields, 3
1/11	Illinois*	W, 53-43	10-6 (2-2)	15,514	Petteway, 18	Shields, 8	Shields, 5	Parker, 2
1/15	at No. 7 Wisconsin *	L, 55-70	10-7 (2-3)	17,279	Petteway, 27	Pitchford, Abraham 4	Shields, 6	Five players, 1
1/20	Minnesota *	W, 52-49	11-7 (3-3)	15,606	Shields, 15	Pitchford, 11	Shields, Parker 3	Shields, 3
1/24	Michigan State*	W, 79-77	12-7 (4-3)	15,757	Petteway, 32	L. Smith, Shields, 7	Parker, 3	Petteway, Shields, Webster, 2
1/27	at Michigan*	L, 44-58	12-8 (4-4)	12,115	Shields, 14	T. Smith 7	Webster, Petteway, 2	T. Smith, 2
1/31	at Minnesota*	L, 42-60	12-9 (4-5)	13,253	Shields, 11	T. Smith 6	Petteway, 5	Parker, 2
2/3	Northwestern	W, 76-60	13-9 (5-5)	15,482	Petteway, 28	Petteway, 7	Shields, 8	Petteway, Parker 2

\* -- Big Ten game; \$-Diamond Head Classic; &-Big Ten Tournament; ^-NCAA Tournament

MISCELLANEOUS REVIEW

Nebraska Record When:	All (W)	All(L)	H(W)	H(L)	A (W)	A (L)
Ahead at Halftime	12	2	9	1	3	1
Behind at Halftime	1	7	1	2	0	5
Tied at Halftime	0	0	0	0	0	0
Bench Outscores Opponent's	5	4	5	1	0	3
Opponent Bench Outscores NU	6	4	3	2	3	2
Bench scoring is even	2	1	2	0	0	1
Shooting 50% or Better	3	0	3	0	0	0
Shooting Under 50%	10	9	7	3	3	6
Opp. Shoots 50% or Better	0	0	0	0	0	0
Opp. Shoots Under 50%	13	9	10	3	3	6
Outshooting Opponent (pct.)	13	3	10	0	3	3
Outshot by Opponent (pct.)	0	6	0	3	0	3
Shooting is even	0	0	0	0	0	0
Outrebounding Opponent	7	3	6	1	1	2
Outrebounded by Opponent	6	6	4	2	2	4
Rebounds are Even	0	0	0	0	0	0
Committing More TOs than Opp	3	4	3	1	0	4
Committing Fewer TOs than Opp	10	4	7	2	3	2
Turnovers are Even	0	1	0	0	0	1
Leading with 5:00 left	13	2	10	1	3	1
Trailing with 5:00 left	0	6	0	2	0	4
Tied with 5:00 left	0	1	0	0	0	1
In Overtime	2	1	1	0	1	1
Scoring 80 or more points	3	0	3	0	0	0
Scoring 61 to 79 points	6	3	4	2	2	1
Scoring 60 or fewer points	4	6	3	1	1	5
Allowing 80 or more points	0	0	0	0	0	0
Allowing 61 to 79 points	5	7	4	3	1	4
Allowing 60 or fewer points	8	2	6	0	2	2

Field-Goal Percentage by Site:

NU	H (PBA) --302-662= 45.6	A --177-443= 40.0
OPP	A --182-463= 39.3	H (PBA) 278-718 = 38.7

Free-Throw Percentage by Site:

NU	H (PBA) -205-282= 72.7	A --117-264 = 71.2
OPP	A --144-196= 73.5	H (PBA) - 139-226= 61.5

NU Average at home: 68.5 ppg (891)  
Opp. Average at home: 60.8 ppg (790)

NU Average on Road/Neutral: 56.8 ppg (511)  
Opp. Average on Road/Neutral: 61.7 ppg (555)

MISCELLANEOUS STREAKS

Biggest margin of victory	26, Central Arkansas (11/18)
Biggest margin of defeat	18, at Minnesota (1/31)
Largest deficit overcome in win	16, Omaha (11/25)
Largest halftime deficit overcome in win	1, Minnesota (1/20)
Largest lead surrendered in loss	10, Creighton (12/7); Incarnate Word (12/10)
Largest halftime lead surrendered in loss	4, at Rhode Island (11/22)
Largest lead at any time	29, Central Arkansas (11/18)
Largest deficit at any time	22, at Wisconsin (1/15)
Largest runs without opponent scoring	17, Northwestern (15:01-8:51, 2nd)
Largest opponent run without NU scoring	13, Wisconsin (16:16-11:29, 2nd); at Michigan (1912-15:15, 2nd)

**#0 TAI WEBSTER**

**Points**  
 Season: 13 vs. Cent. Ark. (11/18/14); vs. Michigan St. (1/24/15)  
 Career: 14 vs. Georgia (11/24/13)

**Rebounds**  
 Season: 5 vs. Creighton (12/7/14)  
 Career: 5 vs. Penn State (2/20/14); vs. Creighton (12/7/14)

**Field Goals**  
 Season: 5 vs. Central Arkansas (11/18/14)  
 Career: Same

**Field Goal Attempts**  
 Season: 8 vs. Northern Kentucky (11/16/14)  
 Career: 9 vs. UMass (11/21/13); at Cincinnati (12/28/13)

**3-Point Field Goals**  
 Season: 2 vs. Michigan St. (1/24/15)  
 Career: same

**3-Point Field Goal Attempts**  
 Season: 5 vs. Northern Kentucky (11/16/14)  
 Career: Same

**Free Throws**  
 Season: 7 vs. Michigan St. (1/24/15)  
 Career: 8 vs. Penn State (2/20/14)

**Free Throw Attempts**  
 Season: 8 vs. Michigan St. (1/24/15)  
 Career: 11 vs. South Carolina State (11/17/13)

**Assists**  
 Season: 4 vs. Omaha (11/25/14)  
 Career: 5 three times, last vs. Arkansas State (12/14/13)

**Steals**  
 Season: 4 vs. Central Arkansas (11/18/14)  
 Career: 4 three times, last vs. Central Arkansas (11/18/14)

**Blocks**  
 Season: 1 vs. UT-Martin (11/28/14); vs. Michigan St. (1/24/15)  
 Career: 1 five times, last, vs. Michigan St. (1/24/15)

**Minutes Played**  
 Season: 29 at Minnesota (1/31/15)  
 Career: 36 at Cincinnati (12/28/13)

**#1 ANDREW WHITE III (NEBRASKA HIGHS)**

**Points**  
 Season: none  
 Career: same

**Rebounds**  
 Season: none  
 Career: same

**Field Goals**  
 Season: none  
 Career: same

**Field Goal Attempts**  
 Season: none  
 Career: same

**3-Point Field Goals**  
 Season: none  
 Career: same

**3-Point Field Goal Attempts**  
 Season: none  
 Career: same

**Free Throws**  
 Season: none  
 Career: same

**Free Throw Attempts**  
 Season: none  
 Career: same

**Assists**  
 Season: none  
 Career: same

**Steals**  
 Season: none  
 Career: same

**Blocks**  
 Season: none  
 Career: same

**Minutes Played**  
 Season: Season: none  
 Career: same

**#2 DAVID RIVERS**

**Points**  
 Season: 12 vs. Northern Kentucky (11/16/14)  
 Career: 20 vs. Central Michigan (12/22/12)

**Rebounds**  
 Season: 13 vs. Ohio (12/25/14)  
 Career: same

**Field Goals**  
 Season: 5 vs. Northern Kentucky (11/16/14)  
 Career: 8 vs. Cent. Mich. (12/22/12); at Michigan St. (1/13/13)

**Field Goal Attempts**  
 Season: 7 vs. Creighton (12/7/14)  
 Career: 10 vs. C. Mich. (12/22/12); vs. Mich. St. (2/16/13)

**3-Point Field Goals**  
 Season: none  
 Career: 1 eight times, last at Michigan State (2/16/14)

**3-Point Field Goal Attempts**  
 Season: none  
 Career: 3 vs. Kent State (11/24/12)

**Free Throws**  
 Season: 4 vs. Central Arkansas (11/18/14)  
 Career: 7 vs. Penn State (2/9/13)

**Free Throw Attempts**  
 Season: 4 vs. Central Arkansas (11/18/14)  
 Career: 8 vs. Penn State (2/9/13)

**Assists**  
 Season: 2 vs. Creighton (12/7/14)  
 Career: 5 vs. Penn State (2/9/13)

**Steals**  
 Season: 2 vs. Ohio (12/25/14)  
 Career: 4 vs. UMass (11/21/13)

**Blocks**  
 Season: 2 vs. Cincinnati (12/13/14)  
 Career: 3 vs. Purdue (2/23/14)

**Minutes Played**  
 Season: 47 vs. Cincinnati (12/13/14)  
 Career: same

**#3 BENNY PARKER**

**Points**  
 Season: 12 at Hawaii (12/22/14)  
 Career: same

**Rebounds**  
 Season: 5 vs. Cincinnati (12/13/14)  
 Career: same

**Field Goals**  
 Season: 5 at Hawaii (12/22/14)  
 Career: same

**Field Goal Attempts**  
 Season: 7 at Hawaii (12/22/14)  
 Career: 7 vs. Southern (11/11/12); at Hawaii (12/22/14)

**3-Point Field Goals**  
 Season: 2 vs. Creighton (12/7/14); vs. Rutgers (1/8/15)  
 Career: same

**3-Point Field Goal Attempts**  
 Season: 3 vs. Ohio (12/25/14)  
 Career: same

**Free Throws**  
 Season: 6 vs. Minnesota (1/20/15)  
 Career: 6 at Wake Forest (11/27/12); vs. Minnesota (1/20/15)

**Free Throw Attempts**  
 Season: 6 vs. Omaha (11/25/14); vs. Minnesota (1/20/15)  
 Career: 9 at Wake Forest (11/27/12)

**Assists**  
 Season: 4 three times, last vs. Northwestern (2/5/15)  
 Career: 7 vs. Tulane (11/21/12)

**Steals**  
 Season: 4 at Fla. St. (12/1/14); vs. Loyola Marymount (12/23/14)  
 Career: 4 four times, last vs. Loyola Marymount (12/23/14)

**Blocks**  
 Season: 1 vs. Indiana (12/31/14)  
 Career: 1 four times, last vs. Indiana (12/31/14)

**Minutes Played**  
 Season: 44 vs. Cincinnati (12/13/14)  
 Career: same

**#5 TERRAN PETTEWAY (NEBRASKA HIGHS)**

**Points**  
 Season: 32 vs. Michigan St. (1/24/15)  
 Career: 35 vs. Minnesota (1/26/14)

**Rebounds**  
 Season: 12 vs. Omaha (11/25/14)  
 Career: 12 at Iowa (12/31/13); vs. Omaha (11/25/14)

**Field Goals**  
 Season: 11 at Wisconsin (1/15/15)  
 Career: same

**Field Goal Attempts**  
 Season: 22 at Florida St. (12/1/14)  
 Career: Same

**3-Point Field Goals**  
 Season: 6 vs. Northern Kentucky (11/16/14)  
 Career: Same

**3-Point Field Goal Attempts**  
 Season: 11 vs. Creighton (12/7/14); vs. Northwestern (2/5/15)  
 Career: Same

**Free Throws**  
 Season: 9 vs. Ohio (12/25/14); vs. Michigan St. (1/24/15)  
 Career: 14 vs. Penn State (2/20/14)

**Free Throw Attempts**  
 Season: 14 vs. Michigan St. (1/24/15)  
 Career: 19 vs. Penn State (2/20/14)

**Assists**  
 Season: 8 vs. Tenn.-Martin (11/28/14)  
 Career: Same

**Steals**  
 Season: 3 vs. Omaha (11/25/14); vs. Incarnate Word (12/10/14)  
 Career: 3 four times, last vs. Incarnate Word (12/10/14)

**Blocks**  
 Season: 4 at Rhode Island (11/22/14)  
 Career: Same

**Minutes Played**  
 Season: 40 at URI (11/22/14); vs. Michigan St. (1/24/15)  
 Career: Same

**#10 TREVOR MENKE**

**Points**  
 Season: 3 vs. Omaha (11/25/14)  
 Career: 3 three times, last vs. Omaha (11/25/14)

**Rebounds**  
 Season: none  
 Career: same

**Field Goals**  
 Season: 1 vs. Omaha (11/25/14)  
 Career: 1 three times, last vs. Omaha (11/25/14)

**Field Goal Attempts**  
 Season: 1 vs. Northern Kentucky (11/16/14)  
 Career: 3 vs. UNO (11/18/12)

**3-Point Field Goals**  
 Season: 1 vs. Omaha (11/25/14)  
 Career: 1 three times, last vs. Omaha (11/25/14)

**3-Point Field Goal Attempts**  
 Season: 1 vs. NKU (11/16/14); vs. Omaha (11/25/14)  
 Career: 2 vs. UNO (11/18/12)

**Free Throws**  
 Season: none  
 Career: 1 vs. Illinois (1/22/13)

**Free Throw Attempts**  
 Season: none  
 Career: 2 vs. Illinois (1/22/13)

**Assists**  
 Season: none  
 Career: 3 vs. UNO (11/18/12)

**Steals**  
 Season: none  
 Career: 1 vs. UNO (11/18/12); at Michigan (2/5/14)

**Blocks**  
 Season: none  
 Career: same

**Minutes Played**  
 Season: 3 vs. Central Arkansas (11/18/14)  
 Career: 16 vs. Southern (11/11/12); vs. UNO (11/18/12)

**#11 TARIN SMITH**

**Points**  
 Season: 8 at Hawaii (12/22/14); at Michigan (1/27/14)  
 Career: same

**Rebounds**  
 Season: 7 at Michigan (1/27/14)  
 Career: same

**Field Goals**  
 Season: 4 at Hawaii (12/22/14)  
 Career: same

**Field Goal Attempts**  
 Season: 8 at Michigan (1/27/14)  
 Career: same

**3-Point Field Goals**  
 Season: 1, five times, last at Minnesota (1/31/15)  
 Career: same

**3-Point Field Goal Attempts**  
 Season: 3, three times, last at Minnesota (1/31/15)  
 Career: same

**Free Throws**  
 Season: 4 vs. NKU (11/16/14); vs. Michigan St. (1/24/15)  
 Career: same

**Free Throw Attempts**  
 Season: 5 vs. Ohio (12/25/14); vs. Michigan St. (1/24/15)  
 Career: same

**Assists**  
 Season: 3 at Rhode Island (11/22/14)  
 Career: same

**Steals**  
 Season: 2 vs. Ohio (12/25/14); at Michigan (1/27/15)  
 Career: same

**Blocks**  
 Season: 2 vs. Illinois (11/11/15)  
 Career: same

**Minutes Played**  
 Season: 30 at Michigan (1/27/14)  
 Career: same

**#12 MOSES ABRAHAM (NEBRASKA HIGHS)**

**Points**  
 Season: 7 vs. Tenn.-Martin (11/28/14)  
 Career: same

**Rebounds**  
 Season: 7 at Rhode Island (11/22/14); vs. Omaha (11/25/14)  
 Career: same

**Field Goals**  
 Season: 3 vs. Tenn.-Martin (11/28/14)  
 Career: same

**Field Goal Attempts**  
 Season: 5 vs. Tenn.-Martin (11/28/14)  
 Career: same

**3-Point Field Goals**  
 Season: none  
 Career: same

**3-Point Field Goal Attempts**  
 Season: none  
 Career: same

**Free Throws**  
 Season: 1 vs. Tenn.-Martin (11/28/14); vs. Rutgers (1/8/15)  
 Career: same

**Free Throw Attempts**  
 Season: 2 at Rhode Island (11/22/14)  
 Career: same

**Assists**  
 Season: 1 vs. Northern Kentucky (11/16/14)  
 Career: same

**Steals**  
 Season: 2 vs. Creighton (12/7/14)  
 Career: same

**Blocks**  
 Season: 2 vs. NKU (11/16/14); vs. Omaha (11/25/14)  
 Career: same

**Minutes Played**  
 Season: 19 vs. Tenn.-Martin (11/28/14); at Florida St. (12/1/14)  
 Career: same

2014-15 NEBRASKA INDIVIDUAL SEASON AND CAREER HIGHS

**#21 LESLEE SMITH (NEBRASKA HIGHS)**

**Points**  
 Season: 7 vs. Michigan St. (1/24/15)  
 Career: 13 vs. Northern Illinois (11/30/13)

**Rebounds**  
 Season: 7 vs. Michigan St. (1/24/15)  
 Career: 11 vs. Georgia (11/24/13)

**Field Goals**  
 Season: 3 vs. Michigan St. (1/24/15)  
 Career: 5 three times, last at Ohio State (1/4/14)

**Field Goal Attempts**  
 Season: 4 at Wisconsin (1/15/15); vs. Michigan St. (1/24/15)  
 Career: 7 seven times, last vs. Ohio State (1/20/14)

**3-Point Field Goals**  
 Season: none  
 Career: same

**3-Point Field Goal Attempts**  
 Season: none  
 Career: 1 vs. Western Illinois (11/12/13)

**Free Throws**  
 Season: 3 at Wisconsin (1/15/15)  
 Career: 7 vs. Minnesota (1/26/14)

**Free Throw Attempts**  
 Season: 4 at Wisconsin (1/15/15)  
 Career: 6 vs. The Citadel (12/21/13)

**Assists**  
 Season: 2 vs. Rutgers (1/8/15); vs. Minnesota (1/20/15)  
 Career: 2 four times, last vs. Minnesota (1/20/15)

**Steals**  
 Season: 1 four times, last at Michigan (1/27/14)  
 Career: 3 four times, last vs. Minnesota (1/26/14)

**Blocks**  
 Season: 2 at Minnesota (1/31/15)  
 Career: 3 vs. UMass (11/21/13)

**Minutes Played**  
 Season: 30 vs. Michigan St. (1/24/15)  
 Career: same

**#23 NICK FULLER**

**Points**  
 Season: 6 vs. Incarnate Word (12/10/14)  
 Career: same

**Rebounds**  
 Season: 4 vs. Rutgers (1/8/15)  
 Career: same

**Field Goals**  
 Season: 2 vs. Incarnate Word (12/10/14); vs. Rutgers (1/8/15)  
 Career: same

**Field Goal Attempts**  
 Season: 3 vs. Incarnate Word (12/10/14)  
 Career: same

**3-Point Field Goals**  
 Season: 1 vs. Incarnate Word (12/10/14)  
 Career: same

**3-Point Field Goal Attempts**  
 Season: 2 vs. Incarnate Word (12/10/14)  
 Career: same

**Free Throws**  
 Season: 2 at Iowa (1/5/15)  
 Career: same

**Free Throw Attempts**  
 Season: 1 at Iowa (1/5/15); at Wisconsin (1/15/15)  
 Career: same

**Assists**  
 Season: 2 vs. Incarnate Word (12/10/14)  
 Career: same

**Steals**  
 Season: none  
 Career: same

**Blocks**  
 Season: 1 at Iowa (1/5/15)  
 Career: same

**Minutes Played**  
 Season: 13 vs. Incarnate Word (12/10/14); vs. Rutgers (1/8/15)  
 Career: same

**#23 JAKE HAMMOND**

**Points**  
 Season: 2 vs. Central Arkansas (11/18/14)  
 Career: same

**Rebounds**  
 Season: 2 vs. Rutgers (1/8/15)  
 Career: same

**Field Goals**  
 Season: 1 vs. Central Arkansas (11/18/14)  
 Career: same

**Field Goal Attempts**  
 Season: 2 vs. Central Arkansas (11/18/14)  
 Career: same

**3-Point Field Goals**  
 Season: none  
 Career: same

**3-Point Field Goal Attempts**  
 Season: none  
 Career: same

**Free Throws**  
 Season: none  
 Career: same

**Free Throw Attempts**  
 Season: 1 vs. Central Arkansas (11/18/14)  
 Career: same

**Assists**  
 Season: 1 at Florida St. (12/1/14)  
 Career: same

**Steals**  
 Season: none  
 Career: same

**Blocks**  
 Season: 1 vs. Central Arkansas (11/18/14); at Iowa (1/5/15)  
 Career: same

**Minutes Played**  
 Season: 8 vs. Central Arkansas (11/18/14)  
 Career: same

**#30 B.J. DAY**

**Points**  
 Season: none  
 Career: same

**Rebounds**  
 Season: none  
 Career: same

**Field Goals**  
 Season: none  
 Career: same

**Field Goal Attempts**  
 Season: none  
 Career: same

**3-Point Field Goals**  
 Season: none  
 Career: same

**3-Point Field Goal Attempts**  
 Season: none  
 Career: same

**Free Throws**  
 Season: none  
 Career: same

**Free Throw Attempts**  
 Season: none  
 Career: same

**Assists**  
 Season: none  
 Career: same

**Steals**  
 Season: none  
 Career: same

**Blocks**  
 Season: none  
 Career: same

**Minutes Played**  
 Season: none  
 Career: same

**#31 SHAVON SHIELDS**

**Points**  
 Season: 35 vs. Omaha (11/25/14)  
 Career: same

**Rebounds**  
 Season: 11 vs. Central Arkansas (11/18/14)  
 Career: 13 vs. Michigan State (2/16/13)

**Field Goals**  
 Season: 12 vs. Omaha (11/25/14)  
 Career: same

**Field Goal Attempts**  
 Season: 18 vs. Indiana (12/31/14); at Iowa (1/5/15)  
 Career: same

**3-Point Field Goals**  
 Season: 4 vs. Omaha (11/25/14)  
 Career: 4 vs. Omaha (11/25/14)

**3-Point Field Goal Attempts**  
 Season: 7 at Minnesota (1/31/15)  
 Career: same

**Free Throws**  
 Season: 10 vs. Northern Kentucky (11/16/14)  
 Career: 15 vs. Illinois (2/12/14)

**Free Throw Attempts**  
 Season: 11 vs. Cent. Ark. (11/18/14); vs. Minnesota (1/20/15)  
 Career: 15 vs. Illinois (2/12/14)

**Assists**  
 Season: 8 vs. Northwestern (2/5/15)  
 Career: same

**Steals**  
 Season: 3 vs. Rutgers (1/8/15); vs. Minnesota (1/20/15)  
 Career: 4 vs. Indiana (1/30/14)

**Blocks**  
 Season: 2 vs. Central Arkansas (11/18/14)  
 Career: 3 vs. Georgia (11/24/13)

**Minutes Played**  
 Season: 46 vs. Cincinnati (12/13/14)  
 Career: Same

**#35 WALTER PITCHFORD (NEBRASKA HIGHS)**

**Points**  
 Season: 19 vs. Tenn.-Martin (11/28/14)  
 Career: Same

**Rebounds**  
 Season: 11 vs. Minnesota (1/20/15)  
 Career: 12 at Iowa (12/31/13)

**Field Goals**  
 Season: 6 vs. Tenn.-Martin (11/28/14)  
 Career: 7 at Indiana (3/5/14)

**Field Goal Attempts**  
 Season: 11 vs. Tenn.-Martin (11/28/14)  
 Career: 15 at Iowa (12/31/13)

**3-Point Field Goals**  
 Season: 6 vs. Tenn.-Martin (11/28/14)  
 Career: same

**3-Point Field Goal Attempts**  
 Season: 10 vs. Tenn.-Martin (11/28/14)  
 Career: Same

**Free Throws**  
 Season: 3 at Rhode Island (11/22/14)  
 Career: 4 at Iowa (12/31/13)

**Free Throw Attempts**  
 Season: 5 at Rhode Island (11/22/14); vs. Omaha (11/25/14)  
 Career: 4 four times, last vs. Penn State (2/20/14)

**Assists**  
 Season: 3 vs. Indiana (12/31/14)  
 Career: same

**Steals**  
 Season: 2 vs. Omaha (11/25/14)  
 Career: 2 four times, last vs. Omaha (11/25/14)

**Blocks**  
 Season: 3 vs. Northern Kentucky (11/16/14)  
 Career: 3 vs. No. Ill. (11/30/13); vs. No. Kentucky (11/16/14)

**Minutes Played**  
 Season: 48 vs. Cincinnati (12/13/14)  
 Career: same

**#44 KYE KURKOWSKI**

**Points**  
 Season: 2 vs. Northern Kentucky (11/16/14)  
 Career: 2 vs. Northwestern (2/26/13); at Michigan (2/5/14)

**Rebounds**  
 Season: 1 vs. Northern Kentucky (11/16/14)  
 Career: 2 vs. Illinois (1/22/13); vs. So. Carolina St. (11/17/13)

**Field Goals**  
 Season: 1 vs. Northern Kentucky (11/16/14)  
 Career: 1 vs. Northwestern (2/26/13); at Michigan (2/5/14)

**Field Goal Attempts**  
 Season: 1 vs. Northern Kentucky (11/16/14)  
 Career: 1 vs. Northwestern (2/26/13); at Michigan (2/5/14)

**3-Point Field Goals**  
 Season: none  
 Career: same

**3-Point Field Goal Attempts**  
 Season: none  
 Career: same

**Free Throws**  
 Season: none  
 Career: same

**Free Throw Attempts**  
 Season: none  
 Career: 1 at Michigan (2/5/14)

**Assists**  
 Season: none  
 Career: same

**Steals**  
 Season: none  
 Career: same

**Blocks**  
 Season: none  
 Career: same

**Minutes Played**  
 Season: 2 vs. Northern Kentucky (11/16/14)  
 Career: 3 vs. Illinois (1/22/13); vs. So. Carolina St. (11/17/13)



#0 TAI WEBSTER | 6-4 | 199 | So. | G | Auckland, New Zealand

CAREER STATS

Year	GP	GS	Min		Total			Rebounds			PF			FO			Ast			TO			Blk	Stl	Pts	Avg
			Min	Avg	FG	FGA	Pct	3FG	3FGA	Pct	FT	FTA	Pct	Off	Def	Tot	Avg	PF	FO	Ast	TO	Blk				
2013-14	32	30	729	22.8	34	112	.304	6	35	.171	52	84	.619	14	52	66	2.1	74	0	63	58	3	24	126	3.9	
2014-15	21	4	378	18.0	28	76	.368	9	39	.231	22	30	.733	10	33	43	2.0	46	1	24	31	4	13	87	4.1	
<b>TOTAL</b>	<b>53</b>	<b>34</b>	<b>1107</b>	<b>20.9</b>	<b>62</b>	<b>188</b>	<b>.330</b>	<b>15</b>	<b>74</b>	<b>.203</b>	<b>74</b>	<b>114</b>	<b>.649</b>	<b>24</b>	<b>85</b>	<b>109</b>	<b>2.1</b>	<b>120</b>	<b>1</b>	<b>87</b>	<b>89</b>	<b>7</b>	<b>37</b>	<b>213</b>	<b>4.0</b>	

2014-15 GAME-BY-GAME

Opponent	Date	GS	Min	TOTAL			3-PTS			FT			REBOUNDS			PF			FO			A	TO	Blk	Stl	Pts	Avg
				FG	FGA	Pct	3FG	FGA	Pct	FT	FTA	Pct	Off	Def	Tot	Avg	PF	FO	A	TO	Blk						
Northern Kentucky	11/16/14	*	25	2	8	.250	1	5	.200	3	4	.750	0	2	2	2.0	4	0	1	2	0	0	0	8	8.0		
Central Arkansas	11/18/14	*	26	5	7	.714	1	3	.333	2	5	.400	0	3	3	2.5	2	0	2	4	0	4	13	10.5			
at Rhode Island	11/22/14	*	24	1	3	.333	0	2	.000	0	0	.000	1	1	2	2.3	3	0	0	1	0	2	2	7.7			
Omaha	11/25/14		28	4	6	.667	0	2	.000	2	2	1.000	0	2	2	2.3	3	0	4	4	1	1	10	8.3			
Tennessee-Martin	11/28/14		16	3	6	.500	1	3	.333	0	0	.000	0	3	3	2.4	1	0	1	2	1	0	7	8.0			
at Florida State	12/1/14		16	0	6	.000	0	4	.000	1	2	.500	0	0	0	2.0	5	1	3	1	0	0	1	6.8			
Creighton	12/7/14		19	1	5	.200	0	2	.000	0	0	.000	2	3	5	2.4	4	0	1	1	0	0	2	6.1			
Incarnate Word	12/10/14		17	3	6	.500	1	4	.250	0	0	.000	0	2	2	2.4	2	0	0	3	0	0	7	6.3			
Cincinnati	12/13/14		28	1	4	.250	1	2	.500	6	6	1.000	2	1	3	2.4	1	0	0	1	0	0	9	6.6			
at Hawai'i	12/22/14		16	0	1	.000	0	0	.000	0	0	.000	1	1	2	2.4	3	0	1	3	1	1	0	5.9			
vs. Loyola Marymount	12/23/14		7	0	1	.000	0	1	.000	0	0	.000	0	0	0	2.2	0	0	1	0	0	0	0	5.4			
vs. Ohio	12/25/14		16	0	3	.000	0	2	.000	0	0	.000	0	2	2	2.2	1	0	0	1	0	1	0	4.9			
Indiana	12/31/14		15	1	3	.333	0	0	.000	0	0	.000	1	2	3	2.2	3	0	0	0	0	0	2	4.7			
at Iowa	1/5/15		7	0	1	.000	0	1	.000	0	0	.000	1	0	1	2.1	1	0	1	2	0	0	0	4.4			
Rutgers	1/8/15		3	0	2	.000	0	0	.000	1	2	.500	0	0	0	2.0	1	0	0	0	0	1	1	4.1			
Illinois	1/11/15																										
at Wisconsin	1/15/15		2	0	0	.000	0	0	.000	0	1	.000	0	0	0	1.9	0	0	1	0	0	0	0	3.9			
Minnesota	1/20/15		16	1	2	.500	0	1	.000	0	0	.000	0	3	3	1.9	4	0	1	0	0	0	2	3.8			
Michigan State	1/24/15		28	2	3	.667	2	2	1.000	7	8	.875	0	3	3	2.0	2	0	1	1	1	2	13	4.3			
at Michigan	1/27/15	*	16	0	2	.000	0	1	.000	0	0	.000	0	3	3	2.1	0	0	2	1	0	0	0	4.1			
at Minnesota	1/31/15		29	2	5	.400	1	3	.333	0	0	.000	1	1	2	2.1	4	0	3	1	0	0	5	4.1			
Northwestern	2/3/15		24	2	2	1.000	1	1	1.000	0	0	.000	1	1	2	2.0	2	0	1	3	0	1	5	4.1			
<b>Totals</b>		<b>4</b>	<b>378</b>	<b>28</b>	<b>76</b>	<b>.368</b>	<b>9</b>	<b>39</b>	<b>.231</b>	<b>22</b>	<b>30</b>	<b>.733</b>	<b>10</b>	<b>33</b>	<b>43</b>	<b>2.0</b>	<b>46</b>	<b>1</b>	<b>24</b>	<b>31</b>	<b>4</b>	<b>13</b>	<b>87</b>	<b>4.1</b>			

NOTING WEBSTER

**Overview:** Spent the second half of the summer playing for the New Zealand National Team preparing for the FIBA World Cup in Spain...Started at point guard and helped New Zealand to the Round of 16...Started 30 games at point guard as a true freshman, averaging 3.9 points and a team-high 2.0 assists per game...Graduated from Westlake Boys High School in December of 2012...Selected for the New Zealand team at 17 years old and made his national team debut in 2012...Father, Tony, played collegiately at Hawaii, earning first team All-WAC honors in 1983 while his older brother, Corey, plays professionally in New Zealand and joined Tai on the New Zealand National Team in 2014.

**2014-15 Highlights:** Totaled eight points and a pair of rebounds in the win over Northern Kentucky...Turned in a solid effort with 13 points on 5-of-7 shooting, three rebounds and matched his career high with four steals vs. Central Arkansas...Came off the bench against Omaha and performed well with 10 points, a season-high four assists and two rebounds in 28 minutes...Provided a spark off the bench with seven points and three rebounds, scoring five of his points in a 17-3 run to end the first half...Totaled seven points and a pair of rebounds vs. Incarnate Word...Played a crucial role in the double overtime win vs. Cincinnati with nine points, all coming in the last 10 minutes of regulation and the two OTs and three rebounds...his offensive rebound with 1:18 left in the second OT led to Benny Parker's game-winning basket against the Bearcats...Gave NU a spark off the bench with two points and three rebounds while helping to limit Andre Hollins in the second half of NU's win over the Gophers...Played his best game of the season against Michigan State with 13 points, including a pair of 3-pointers, and three rebounds in 28 minutes off the bench...Made his first start since mid-November and had three rebound and two assists at Michigan...Had five points, three assists and two rebounds in 29 minutes at Minnesota...Had five points and two rebounds in 24 minutes vs Northwestern.

MISC. STATS

Category	2014-15	Career
Double-Figure Scoring	3	7
Double-Figure Rebounding	0	0
Double-Figure Assists	0	0
Double-Doubles	0	0
Led NU in Scoring	0	0
Led NU in Rebounding	0	1
Led NU in Assists	4	12
20+ Point Games	0	0
30+ Point Games	0	0

TOP PERFORMANCES OF 2014-15

Category	No.	Opponent (Date)
Points	13	Michigan State (1/24)
	13	Central Arkansas (11/18)
	10	Omaha (11/25)
	9	Cincinnati (12/13)
Rebounds	5	Creighton (12/7)
	3	Michigan State (1/24)
	3	Cincinnati (12/13)
	3	Central Arkansas (11/18)
	3	Tennessee-Martin (11/28)
	3	Indiana (12/31)
	3	at Michigan (1/27)
Assists	4	Omaha (11/25)
	3	at Florida State (12/1)
	3	at Minnesota (1/31)



**#2 DAVID RIVERS** | 6-7 | 200 | Sr. | F | Little Rock, Ark.

**CAREER STATS**

Year	GP	GS	Min		Total			3FG			FT			Rebounds				PF	FO	Ast	TO	Blk	Stl	Pts	Avg
			Avg	FG	FGA	Pct	3FG	3FGA	Pct	FT	FTA	Pct	Off	Def	Tot	Avg									
2011-12	19	0	158	8.3	7	30	.233	2	19	.105	4	10	.400	7	9	16	0.8	10	0	5	8	2	5	20	1.1
2012-13	33	17	829	25.1	74	181	.409	6	23	.261	32	56	.571	40	72	112	3.4	67	2	24	19	14	14	186	5.6
2013-14	25	14	499	20.0	27	57	.474	1	3	.333	21	33	.636	25	48	73	2.9	51	2	10	13	13	25	76	3.0
2014-15	21	19	546	26.0	38	78	.487	0	0	.000	21	29	.724	39	52	91	4.3	58	2	16	12	5	11	97	4.6
<b>TOTAL</b>	<b>98</b>	<b>50</b>	<b>2032</b>	<b>20.7</b>	<b>146</b>	<b>346</b>	<b>.422</b>	<b>9</b>	<b>45</b>	<b>.200</b>	<b>78</b>	<b>128</b>	<b>.609</b>	<b>111</b>	<b>181</b>	<b>292</b>	<b>3.0</b>	<b>186</b>	<b>6</b>	<b>55</b>	<b>52</b>	<b>34</b>	<b>55</b>	<b>379</b>	<b>3.9</b>

**2014-15 GAME-BY-GAME**

Opponent	Date	GS	Min	TOTAL			3-PTS			FT			REBOUNDS				PF	FO	A	TO	Blk	Stl	Pts	Avg	
				FG	FGA	Pct	3FG	FGA	Pct	FT	FTA	Pct	Off	Def	Tot	Avg									
Northern Kentucky	11/16/14	*	27	5	5	1.000	0	0	.000	2	2	1.000	4	2	6	6.0	3	0	1	0	0	1	12	12.0	
Central Arkansas	11/18/14	*	24	2	2	1.000	0	0	.000	4	4	1.000	3	2	5	5.5	3	0	1	0	0	0	8	10.0	
at Rhode Island	11/22/14	*	34	2	4	.500	0	0	.000	2	2	1.000	0	2	2	4.3	3	0	1	1	1	0	6	8.7	
Omaha	11/25/14	*	11	0	1	.000	0	0	.000	0	0	.000	1	2	3	4.0	2	0	0	0	0	0	0	6.5	
Tennessee-Martin	11/28/14	*	30	3	5	.600	0	0	.000	0	0	.000	2	4	6	4.4	2	0	0	1	0	0	6	6.4	
at Florida State	12/01/14	*	34	2	6	.333	0	0	.000	1	2	.500	4	2	6	4.7	3	0	1	1	0	1	5	6.2	
Creighton	12/7/14	*	28	4	7	.571	0	0	.000	1	3	.333	3	5	8	5.1	2	0	2	0	0	1	9	6.6	
Incarnate Word	12/10/14	*	27	0	3	.000	0	0	.000	3	6	.500	2	4	6	5.3	3	0	0	1	0	0	3	6.1	
Cincinnati	12/13/14	*	47	2	6	.333	0	0	.000	2	2	1.000	0	8	8	5.6	4	0	1	2	2	0	6	6.1	
at Hawai'i	12/22/14	*	26	1	4	.250	0	0	.000	0	0	.000	4	2	6	5.6	2	0	0	1	0	1	2	5.7	
vs. Loyola Marymount	12/23/14	*	36	0	2	.000	0	0	.000	0	0	.000	1	2	3	5.4	2	0	1	0	1	1	0	5.2	
vs. Ohio	12/25/14	*	33	3	5	.600	0	0	.000	2	2	1.000	6	7	13	6.0	1	0	1	1	0	2	8	5.4	
Indiana	12/31/14	*	29	1	3	.333	0	0	.000	2	2	1.000	1	2	3	5.8	5	1	1	1	0	0	4	5.3	
at Iowa	1/5/15	*	24	2	4	.500	0	0	.000	2	3	.667	1	0	1	5.4	5	1	1	0	0	2	6	5.4	
Rutgers	1/8/15	*	21	2	2	1.000	0	0	.000	0	0	.000	1	1	2	5.2	4	0	1	0	0	0	4	5.3	
Illinois	1/11/15	*	33	4	6	.667	0	0	.000	0	0	.000	3	4	7	5.3	2	0	1	1	0	0	8	5.4	
at Wisconsin	1/15/15	*	28	0	2	.000	0	0	.000	0	0	.000	0	1	1	5.1	4	0	1	1	0	1	0	5.1	
Minnesota	1/20/15	*	14	1	2	.500	0	0	.000	0	0	.000	0	2	2	4.9	3	0	0	0	0	0	2	4.9	
Michigan State	1/24/15	DNP-Knee																							
at Michigan	1/27/15		11	1	3	.333	0	0	.000	0	0	.000	2	0	2	4.7	0	0	1	0	1	0	2	4.8	
at Minnesota	1/31/15	*	13	0	2	.000	0	0	.000	0	0	.000	1	0	1	4.6	2	0	1	1	0	1	0	4.6	
Northwestern	2/3/15		16	3	4	.750	0	0	.000	0	1	.000	0	0	0	4.3	3	0	0	0	0	0	6	4.6	
Totals			19	546	38	78	.487	0	0	.000	21	29	.724	39	52	91	4.3	58	2	16	12	5	11	97	4.6

**NOTING RIVERS**

**Overview:** Senior who has a solid mid-range game and is a solid defender and rebounder...Has added nearly 30 pounds since arriving on campus...Is on track to graduate in May with a degree in ethnic studies...moved into the starting lineup late during his junior season, starting eight of NU's final nine games (all but Senior Night)... had a career high nine rebounds against Ohio State in the Big Ten Tournament...Played in every game as a sophomore, starting NU's final 17 games...Had a career-high 20 points against Central Michigan...Played on the wing and in the post as a freshman...Was a first-team all-state performer at Little Rock Hall HS, averaging 19 points, seven rebounds and three assists per game while leading his team to a state title.

**2014-15 Highlights:** Turned in a solid performance with 12 points on 5-of-5 shooting and a team-high six rebounds against Northern Kentucky...Scored six points in a decisive 14-2 run after NU fell behind early...Was limited to 24 minutes because of first-half foul trouble, but had eight points and five rebounds against Central Arkansas...Had six points and two rebounds at Rhode Island...Saw his streak of consecutive shots made end at 10 dating back to last season's NCAA Tournament...Totaled six points and a team-high six rebounds against Tennessee-Martin, scoring all six points and grabbing five of his rebounds in the second half...Had five points and six rebounds in the win over Florida State, as his basket with 1:57 left gave NU a three-point lead...Played one of his best games of the year in the loss to Creighton with nine points on 4-of-7 shooting and a then-season-high eight rebounds...Grabbed six rebounds in 27 minutes against Incarnate Word...Matched his season high with eight rebounds and added six points and a pair of blocked shots in a career-high 47 minutes...Grabbed six rebounds in the loss at Hawai'i...Nearly had a double-double vs. Ohio with eight points and a career-high 13 rebounds...Had six offensive boards vs. Ohio while his 13 rebounds matched the most by a Husker in three seasons under Tim Miles...Had six points and two steals in the loss at Iowa...Played a key role vs. Illinois with eight points on 4-of-6 shooting and seven boards...had six points and five rebounds in the first half...Suffered a knee sprain in practice on Jan. 22 and missed the Michigan State game...Returned to action at Michigan with two points, two rebounds and a blocked shot in 11 minutes...Came off the bench against Northwestern and had all six of his points in a 17-0 second-half run that put the Huskers ahead for good.

**MISC. STATS**

Category	2014-15	Career
Double-Figure Scoring	1	6
Double-Figure Rebounding	1	1
Double-Figure Assists	0	0
Double-Doubles	0	0
Led NU in Scoring	0	2
Led NU in Rebounding	4	11
Led NU in Assists	1	4
20+ Point Games	0	1
30+ Point Games	0	0

**TOP PERFORMANCES OF 2014-15**

Category	No.	Opponent (Date)
Points	12	Northern Kentucky (11/16)
	9	Creighton (12/7)
	8	Central Arkansas (11/18)
	8	vs. Ohio (12/25)
	8	Illinois (1/15)
Rebounds	13	vs. Ohio (12/25)
	8	Creighton (12/7)
	8	Cincinnati (12/13)
	7	Illinois (1/15)
Assists	2	Creighton (12/7)



#3 BENNY PARKER | 5-9 | 172 | So. | G | Kansas City, Kan.

CAREER STATS

Year	GP	GS	Total		Rebounds									PF	FO	Ast	TO	Blk	Stl	Pts	Avg				
			Min	Avg	FG	FGA	Pct	3FG	3FGA	Pct	FT	FTA	Pct									Off	Def	Tot	Avg
2012-13	33	16	681	20.6	31	87	.356	2	13	.154	24	36	.667	4	40	44	1.3	57	1	69	43	2	24	88	2.7
2013-14	32	2	477	14.9	32	67	.478	0	5	.000	14	16	.875	2	31	33	1.0	49	0	29	13	1	30	78	2.4
2014-15	22	19	658	29.9	36	89	.404	12	32	.375	36	50	.720	5	43	48	2.2	49	2	45	30	1	34	120	5.5
<b>TOTAL</b>	<b>87</b>	<b>37</b>	<b>1816</b>	<b>20.9</b>	<b>99</b>	<b>243</b>	<b>.407</b>	<b>14</b>	<b>50</b>	<b>.280</b>	<b>74</b>	<b>102</b>	<b>.725</b>	<b>11</b>	<b>114</b>	<b>125</b>	<b>1.4</b>	<b>155</b>	<b>3</b>	<b>143</b>	<b>86</b>	<b>4</b>	<b>88</b>	<b>286</b>	<b>3.3</b>

2014-15 GAME-BY-GAME

Opponent	Date	GS	Min	TOTAL			3-PTS			REBOUNDS									PF	FO	A	TO	Blk	Stl	Pts	Avg
				FG	FGA	Pct	3FG	FGA	Pct	FT	FTA	Pct	Off	Def	Tot	Avg										
Northern Kentucky	11/16/14		24	1	6	.167	0	2	.000	2	3	.667	0	2	2	2.0	0	0	2	1	0	2	4	4.0		
Central Arkansas	11/18/14		25	2	3	.667	1	1	1.000	3	4	.750	0	1	1	1.5	0	0	2	0	0	2	8	6.0		
at Rhode Island	11/22/14		28	2	6	.333	0	1	.000	3	4	.750	0	3	3	2.0	5	1	3	3	0	1	7	6.3		
Omaha	11/25/14	*	29	1	4	.250	0	1	.000	3	6	.500	0	0	0	1.5	3	0	4	1	0	2	5	6.0		
Tennessee-Martin	11/28/14	*	30	2	5	.400	0	1	.000	5	5	1.000	1	1	2	1.6	0	0	1	3	0	1	9	6.6		
at Florida State	12/01/14	*	35	2	4	.500	1	1	1.000	2	2	1.000	1	2	3	1.8	2	0	2	2	0	4	7	6.7		
Creighton	12/7/14	*	31	3	5	.600	2	2	1.000	0	0	.000	0	1	1	1.7	1	0	3	3	0	1	8	6.9		
Incarinate Word	12/10/14	*	32	2	5	.400	1	2	.500	1	2	.500	0	2	2	1.8	5	1	4	0	0	2	6	6.8		
Cincinnati	12/13/14	*	44	2	5	.400	0	1	.000	2	4	.500	0	5	2	2.1	3	0	0	4	0	2	6	6.7		
at Hawai'i	12/22/14	*	27	5	7	.714	1	1	1.000	1	3	.333	1	2	3	2.2	3	0	3	3	0	0	12	7.2		
vs Loyola Marymount	12/23/14	*	34	1	2	.500	1	1	1.000	4	4	1.000	0	2	2	2.2	4	0	0	0	0	4	7	7.2		
vs. Ohio	12/25/14	*	27	1	3	.333	1	3	.333	0	0	.000	0	2	2	2.2	3	0	3	1	0	2	3	6.8		
Indiana	12/31/14	*	37	1	6	.167	0	2	.000	0	0	.000	0	3	3	2.2	4	0	3	0	1	3	2	6.5		
at Iowa	1/5/15	*	33	1	3	.333	0	1	.000	0	2	.000	1	2	3	2.3	3	0	0	0	0	0	2	6.1		
Rutgers	1/8/15	*	28	3	3	1.000	2	2	1.000	1	1	1.000	0	0	0	2.1	2	0	3	0	0	2	9	6.3		
Illinois	1/11/15	*	36	1	5	.200	0	2	.000	0	0	.000	0	3	3	2.2	2	0	0	2	0	2	2	6.1		
at Wisconsin	01/15/15	*	28	0	3	.000	0	2	.000	0	0	.000	0	2	2	2.2	1	0	0	0	0	0	0	5.7		
Minnesota	1/20/15	*	28	0	2	.000	0	1	.000	6	6	1.000	0	3	3	2.2	1	0	3	3	0	0	6	5.7		
Michigan State	1/24/15	*	21	0	1	.000	0	1	.000	2	2	1.000	0	0	0	2.1	4	0	3	1	0	0	2	5.5		
at Michigan	1/27/15	*	32	3	6	.500	1	1	1.000	0	0	.000	0	3	3	2.2	1	0	0	1	0	0	7	5.6		
at Minnesota	01/31/15	*	17	1	1	1.000	0	0	.000	0	0	.000	1	2	3	2.2	1	0	2	1	0	2	2	5.4		
Northwestern	2/3/15	*	32	2	4	.500	1	3	.333	1	2	.500	0	2	2	2.2	1	0	4	1	0	2	6	5.5		
<b>Totals</b>		19	658	36	89	.404	12	32	.375	36	50	.720	5	43	48	2.2	49	2	45	30	1	34	120	5.5		

NOTING PARKER

**Overview:** Nebraska's point guard who is in his third season at NU...Had better than a 2-to-1 assist-to-turnover ratio and led NU in steals despite playing less than 15 minutes per game as a sophomore...Outstanding defender who was chosen as the team's defensive MVP in 2013-14...Was the 2012 DiRenna Award winner, representing the top player in the Kansas City metro area following a senior campaign where he averaged 24.8 points, 6.2 assists and 3.9 steals per game...Led Sumner Academy to a pair of state titles in Kansas.

**2014-15 Highlights:** Sparked NU off the bench against Northern Kentucky with four points, two rebounds, two assists and a pair of steals in 24 minutes...Showed improved scoring ability vs. Central Arkansas with eight points, including a 3-pointer, two assists and a pair of steals...Totaled seven points, three assists and three rebounds in 28 minutes before fouling out at Rhode Island...Made his first start since Nov. 30, 2013, against Omaha and had five points, a team-high four assists and a pair of steals...Matched his career high with nine points while playing a season-high 30 minutes against Tennessee-Martin...Played a well-rounded game at Florida State with seven points and tied his personal best in rebounds (three) and steals (four) in a career-high 34 minutes of work... Finished with eight points, including a pair of 3-pointers, and three assists in the loss to Creighton...Had six points, two steals and four assists without a turnover in 32 minutes against Incarnate Word...Delivered the game winner against Cincinnati as his floater with 1:14 left in double overtime gave Nebraska the lead for good...Grabbed five rebounds and added two steals in a career-high 44 minutes against UC...Finished with a career-high 12 points on 5-of-7 shooting and a team-high three assists at Hawaii...Matched his personal best with four steals and added seven points vs. Loyola Marymount, including five points in a 7-0 spurt to close the first half...Led NU with three assists and had a pair of steals vs. Ohio...Topped NU in steals (three) and assists (three) in the loss to Indiana... Hit all three shots from the floor vs. Rutgers, including a pair of 3-pointers, and had three assists and two steals in the win...Had two steals and a pair of rebounds vs. Illinois...Went a career-best 6-of-6 from the line and added three rebounds and three assists vs. Minnesota...Totaled seven points on 3-of-6 shooting and three rebounds at Michigan...Played 17 minutes with two assists, three rebounds, two assists and a pair of steals...Plaed well against Northwestern with six points and four assists while limiting Bryant McIntosh to three points on 1-of-6 shooting.

MISC. STATS

Category	2014-15	Career
Double-Figure Scoring	1	1
Double-Figure Rebounding	0	0
Double-Figure Assists	0	0
Double-Doubles	0	0
Led NU in Scoring	0	0
Led NU in Rebounding	0	0
Led NU in Assists	8	23
20+ Point Games	0	0
30+ Point Games	0	0

TOP PERFORMANCES OF 2014-15

Category	No.	Opponent (Date)
Points	12	Hawaii (12/2)
	9	Tennessee-Martin (11/28)
	9	Rutgers (1/8)
Rebounds	5	Cincinnati (12/13)
	3	at Minnesota (1/31)
	3	Hawaii (12/2)
	3	Rhode Island (11/22)
	3	at Florida State (12/1)
	3	Indiana (12/31)
	3	at Iowa (1/5)
	3	Illinois (1/11)
	3	Minnesota (1/20)
Assists	3	at Michigan (1/27)
	4	Omaha (11/25)
	4	Incarinate Word (12/10)
	4	Northwestern (2/3)



**#5 TERRAN PETTEWAY** | 6-6 | 215 | Jr. | G/F | Galveston, Texas

**CAREER STATS**

Year	GP	GS	Min	Avg	Total					Rebounds					PF	FO	Ast	TO	Blk	Stl	Pts	Avg			
					FG	FGA	Pct	3FG	3FGA	Pct	FT	FTA	Pct	Off									Def	Tot	Avg
2011-12*	28	11	368	13.1	32	87	.368	12	40	.300	12	26	.462	13	44	57	2.0	45	0	20	35	0	6	88	3.1
2013-14	32	32	1014	31.7	182	427	.426	48	147	.327	167	204	.819	29	126	155	4.8	102	5	52	88	24	29	579	18.1
2014-15	22	22	765	34.8	138	322	.429	52	151	.344	90	131	.687	9	100	109	5.0	64	3	59	75	22	25	418	19.0
<b>TOTAL</b>	<b>54</b>	<b>54</b>	<b>1779</b>	<b>32.9</b>	<b>320</b>	<b>749</b>	<b>.427</b>	<b>100</b>	<b>298</b>	<b>.336</b>	<b>257</b>	<b>335</b>	<b>.767</b>	<b>38</b>	<b>226</b>	<b>264</b>	<b>4.9</b>	<b>166</b>	<b>8</b>	<b>111</b>	<b>163</b>	<b>46</b>	<b>54</b>	<b>997</b>	<b>18.5</b>
All*	82	65	2147	26.2	352	836	.421	112	338	.331	269	361	.745	51	270	321	3.9	211	8	131	198	46	60	1085	13.2

\* Statistics from Texas Tech

**2014-15 GAME-BY-GAME**

Opponent	Date	GS	Min	TOTAL			3-PTS			FT	FTA	Pct	REBOUNDS			PF	FO	A	TO	Blk	Stl	Pts	Avg		
				FG	FGA	Pct	3FG	3FGA	Pct				Off	Def	Tot									Avg	
Northern Kentucky	11/16/14	*	33	7	15	.467	6	9	.667	5	7	.714	0	6	6	6.0	2	0	1	0	2	1	25	25.0	
Central Arkansas	11/18/14	*	27	8	17	.471	3	9	.333	4	5	.800	0	3	3	4.5	0	0	1	4	1	0	23	24.0	
at Rhode Island	11/22/14	*	40	5	18	.278	1	7	.143	4	4	1.000	0	3	3	4.0	4	0	0	8	4	1	15	21.0	
Omaha	11/25/14	*	38	7	13	.538	1	5	.200	5	8	.625	2	10	12	6.0	3	0	3	6	0	3	20	20.8	
Tennessee-Martin	11/28/14	*	36	5	11	.455	2	6	.333	6	8	.750	0	4	4	5.6	1	0	8	2	1	2	18	20.2	
at Florida State	12/01/14	*	34	8	22	.364	2	7	.286	7	9	.778	1	4	5	5.5	5	1	2	5	0	1	25	21.0	
Creighton	12/7/14	*	37	8	20	.400	4	11	.364	1	2	.500	0	3	3	5.1	2	0	3	2	1	0	21	21.0	
Incarnate Word	12/10/14	*	38	5	10	.500	1	3	.333	7	9	.778	2	6	8	5.5	2	0	5	4	1	3	18	20.6	
Cincinnati	12/13/14	*	31	5	15	.333	1	7	.143	2	2	1.000	1	8	9	5.9	5	1	2	5	1	1	13	19.8	
at Hawai'i	12/22/14	*	29	4	12	.333	1	5	.200	5	9	.556	0	2	2	5.5	4	0	2	2	1	2	14	19.2	
vs. Loyola Marymount	12/23/14	*	35	6	10	.600	2	4	.500	3	4	.750	0	2	2	5.2	3	0	2	4	0	1	17	19.0	
vs. Ohio	12/25/14	*	38	6	14	.429	1	4	.250	9	13	.692	0	10	10	5.6	3	0	3	5	2	2	22	19.3	
Indiana	12/31/14	*	38	8	19	.421	3	6	.500	4	8	.500	0	8	8	5.8	1	0	3	3	2	0	23	19.5	
at Iowa	1/5/15	*	37	4	9	.444	1	5	.200	2	4	.500	0	6	6	5.8	5	1	0	3	1	0	11	18.9	
Rutgers	1/8/15	*	31	8	20	.400	2	7	.286	2	7	.286	1	2	3	5.6	2	0	5	1	2	2	20	19.0	
Illinois	1/11/15	*	30	6	13	.462	4	7	.571	2	2	1.000	0	3	3	5.4	3	0	4	5	2	0	18	18.9	
at Wisconsin	1/15/15	*	37	11	20	.550	4	9	.444	1	3	.333	0	2	2	5.2	4	0	0	2	0	1	27	19.4	
Minnesota	1/20/15	*	31	4	12	.333	3	9	.333	0	1	.000	0	5	5	5.2	4	0	2	4	0	1	11	18.9	
Michigan State	1/24/15	*	40	10	17	.588	3	9	.333	9	14	.643	0	3	3	5.1	3	0	2	2	0	2	32	19.6	
at Michigan	1/27/15	*	34	1	11	.091	1	7	.143	4	4	1.000	0	2	2	5.0	3	0	2	3	1	0	7	19.0	
at Minnesota	1/31/15	*	33	4	8	.500	1	4	.250	1	1	1.000	1	2	3	4.9	3	0	5	1	0	1	10	18.6	
Northwestern	2/3/15	*	38	8	16	.500	5	11	.455	7	7	1.000	1	6	7	5.0	2	0	4	4	0	1	28	19.0	
Totals			22	765	138	322	.429	52	151	.344	90	131	.687	9	100	109	5.0	64	3	59	75	22	25	418	19.0

**HONORS**

- Preseason Wooden Award Top 50 Nominee
- 2nd-Team All-American (Sporting News, CBSSports.com)
- 3rd-Team All-American (Athlon, USA Today)
- Honorable-mention All-American (AP)
- Ranked #16 on ESPN's top 100 players
- Preseason All-Big Ten

**NOTING PETTEWAY**

**Overview:** Fierce competitor who pushes teammates to improve...two-year captain...First-team All-Big Ten performer in 2013-14 who led the conference in scoring (18.1 ppg)...Was invited to the Kevin Durant Skills Academy and adidas Nations camp over the summer...Sat out the 2012-13 season after transferring from Texas Tech...Older brother Terrell played at Lamar (1999-2004) before playing professionally in England...Former AAU teammate of current Tampa Bay Buccaneers wide receiver Mike Evans, a fellow Galveston, Texas, native.

**2014-15 Highlights:** Led Nebraska with 25 points, including a career-high six 3-pointers, and six rebounds in a win over Northern Kentucky...Totaled 23 points on 8-of-17 shooting in the win over Central Arkansas...Was held to 15 points at Rhode Island, but set a career high with four blocked shots in the overtime loss...Put together his third career double-double with 20 points, 12 rebounds, three assists and three steals in the win over Omaha...his 12 caroms tied a career high...Nearly posted his second straight double-double against Tennessee-Martin, finishing with 18 points and dishing out eight assists, which was the most by a Husker in nearly three years...Led NU to victory at Florida State with 25 points and five rebounds...Totaled a game-high 21 points vs. Creighton...Totaled 18 points, eight rebounds and five assists against Incarnate Word...Scored seven of his 17 points in overtime in the win over Loyola Marymount, as he keyed a 10-0 spurt with a pair of 3-pointers...Collected his second double-double of the year with 22 points and 10 rebounds vs. Ohio...Totaled 23 points, eight rebounds and three assists vs. Indiana...Had 20 points, five assists two blocks and two steals vs. Rutgers...Scored 13 of his 18 points in the second half in the win over Illinois...Led NU with a season-high 27 points at No. 7 Wisconsin, including four 3-pointers...Keyed NU's win over Michigan State with 32 points on 10-of-17 shooting...Held to seven points at Michigan, snapping a streak of 30 games in double figures...Had 10 points and five assists at Minnesota...Led NU with 28 points, including four 3-pointers and had seven rebounds and four assists vs. Northwestern.

**MISC. STATS**

Category	2014-15	Career*
Double-Figure Scoring	21	52
Double-Figure Rebounding	2	5
Double-Figure Assists	0	0
Double-Doubles	2	4
Led NU in Scoring	14	38
Led NU in Rebounding	5	13
Led NU in Assists	8	23
20+ Point Games	11	23
30+ Point Games	1	3

\*-includes Texas Tech

**TOP PERFORMANCES OF 2014-15**

Category	No.	Opponent (Date)
Points	32	Michigan State (1/24)
	27	at Wisconsin (1/15)
	28	Northwestern (2/3)
Rebounds	12	Omaha (11/25)
	10	vs. Ohio (12/25)
	9	Cincinnati (12/13)
	8	Incarnate Word (12/10)
Assists	8	Tennessee-Martin (11/28)
	5	at Minnesota (1/31)
	5	Incarnate Word (12/10)
	5	Rutgers (1/8)



#10 TREVOR MENKE | 5-11 | 184 | Jr. | G | Beatrice, Neb.

CAREER STATS

Year	GP	GS	Min	Avg	Total					Rebounds				PF	FO	Ast	TO	Blk	Stl	Pts	Avg				
					FG	FGA	Pct	3FG	3FGA	Pct	FT	FTA	Pct									Off	Def	Tot	Avg
2011-12	3	0	7	2.3	0	1	.000	0	1	.000	0	0	.000	0	0	0	0.0	1	0	0	0	0	0	0.0	
2012-13	15	0	65	4.3	1	8	.125	1	5	.200	1	2	.500	1	1	2	0.1	7	0	5	1	0	1	4	0.3
2013-14	5	0	10	2.0	1	2	.500	1	2	.500	0	0	.000	0	0	0	0.0	0	0	0	0	0	1	3	0.6
2014-15	4	0	7	1.8	1	2	.500	1	2	.500	0	0	.000	0	0	0	0.0	1	0	0	0	0	0	3	0.8
<b>TOTAL</b>	<b>27</b>	<b>0</b>	<b>89</b>	<b>3.3</b>	<b>3</b>	<b>13</b>	<b>.231</b>	<b>3</b>	<b>10</b>	<b>.300</b>	<b>1</b>	<b>2</b>	<b>.500</b>	<b>1</b>	<b>1</b>	<b>2</b>	<b>0.1</b>	<b>9</b>	<b>0</b>	<b>5</b>	<b>1</b>	<b>0</b>	<b>2</b>	<b>10</b>	<b>0.4</b>

2014-15 GAME-BY-GAME

Opponent	Date	GS	Min	TOTAL			3-PTS			FT	FTA	Pct	REBOUNDS				PF	FO	A	TO	Blk	Stl	Pts	Avg	
				FG	FGA	Pct	3FG	FGA	Pct				Off	Def	Tot	Avg									
Northern Kentucky	11/16/14	2	0	1	.000	0	1	.000	0	0	.000	0	0	0	0.0	0	0	0	0	0	0	0	0	0	0.0
Central Arkansas	11/18/14	3	0	0	.000	0	0	.000	0	0	.000	0	0	0	0.0	0	0	0	0	0	0	0	0	0	0.0
at Rhode Island	11/22/14	DNP-CD																							
Omaha	11/25/14	1	1	1	1.000	1	1	1.000	0	0	.000	0	0	0	0.0	1	0	0	0	0	0	0	3	1.0	
Tennessee-Martin	11/28/14	DNP-CD																							
at Florida State	12/01/14	DNP-CD																							
Creighton	12/7/14	DNP-CD																							
Incarmate Word	12/10/14	DNP-CD																							
Cincinnati	12/13/14	DNP-CD																							
at Hawai'i	12/22/14	DNP-CD																							
vs. Loyola Marymount	12/23/14	DNP-CD																							
vs. Ohio	12/25/14	DNP-CD																							
at Iowa	1/5/15	DNP-CD																							
Rutgers	1/8/15	DNP-CD																							
Illinois	1/11/15	DNP-CD																							
at Wisconsin	1/15/15	DNP-CD																							
Minnesota	1/20/15	DNP-CD																							
Michigan State	1/24/15	DNP-CD																							
Michigan	1/27/15	DNP-CD																							
at Minnesota	01/31/15	1	0	0	.000	0	0	.000	0	0	.000	0	0	0	0.0	0	0	0	0	0	0	0	0	0.8	
Northwestern	2/3/15	DNP-CD																							
<b>Totals</b>		0	7	1	2	.500	1	2	.500	0	0	.000	0	0	0	0.0	1	0	0	0	0	0	3	0.8	

NOTING MENKE

**Overview:** Steady performer who has been one of the Huskers' backups at the point guard position...Heady player who communicates well and has a good understanding of the Huskers' offense...Was chosen as the scout team MVP in 2013-14...Walked on to the Husker program in 2010-11...Graduated in May of 2014 with a degree in social science education and is working on a master's degree in higher education administration...Is a three-time Academic All-Big Ten pick.

**2014-15 Highlights:** Played the final two minutes against Northern Kentucky...Saw action in the final three minutes against Central Arkansas, but did not score...Connected on a 3-pointer in the final minute against Omaha.

MISC. STATS

Category	2014-15	Career
Double-Figure Scoring	0	0
Double-Figure Rebounding	0	0
Double-Figure Assists	0	0
Double-Doubles	0	0
Led NU in Scoring	0	0
Led NU in Rebounding	0	0
Led NU in Assists	0	0
20+ Point Games	0	0
30+ Point Games	0	0

TOP PERFORMANCES OF 2014-15

Category	No.	Opponent (Date)
Points	3	Omaha (11/25)
Rebounds	0	N/A
Assists	0	N/A





**#11 TARIN SMITH** | 6-2 | 175 | Fr. | G | Ocean Township, N.J.

**CAREER STATS**

Year	GP	GS	Total										Rebounds				PF	FO	Ast	TO	Blk	Stl	Pts	Avg	
			Min	Avg	FG	FGA	Pct	3FG	3FGA	Pct	FT	FTA	Pct	Off	Def	Tot									Avg
2014-15	22	0	374	17.0	33	77	.429	5	18	.278	20	33	.606	8	31	39	1.8	27	0	13	19	8	11	91	4.1
<b>TOTAL</b>	<b>22</b>	<b>0</b>	<b>374</b>	<b>17.0</b>	<b>33</b>	<b>77</b>	<b>.429</b>	<b>5</b>	<b>18</b>	<b>.278</b>	<b>20</b>	<b>33</b>	<b>.606</b>	<b>8</b>	<b>31</b>	<b>39</b>	<b>1.8</b>	<b>27</b>	<b>0</b>	<b>13</b>	<b>19</b>	<b>8</b>	<b>11</b>	<b>91</b>	<b>4.1</b>

**2014-15 GAME-BY-GAME**

Opponent	Date	GS	Min	TOTAL			3-PTS			REBOUNDS			PF	FO	A	TO	Blk	Stl	Pts	Avg				
				FG	FGA	Pct	3FG	FGA	Pct	FT	FTA	Pct									Off	Def	Tot	Avg
Northern Kentucky	11/16/14	16	1	1	1.000	0	0	.000	4	4	1.000	0	0	0.0	2	0	1	0	0	6	6.0			
Central Arkansas	11/18/14	16	1	3	.333	0	0	.000	2	4	.500	0	1	1	0.5	2	0	1	0	1	4	5.0		
at Rhode Island	11/22/14	15	1	4	.250	1	1	1.000	0	0	.000	0	1	1	0.7	1	0	3	0	0	3	4.3		
Omaha	11/25/14	16	1	3	.333	0	1	.000	1	2	.500	1	1	2	1.0	2	0	2	0	1	3	4.0		
Tennessee-Martin	11/28/14	10	2	3	.667	0	0	.000	0	0	.000	0	2	2	1.2	1	0	0	1	0	4	4.0		
at Florida State	12/01/14	8	1	2	.500	1	1	1.000	0	0	.000	0	1	1	1.2	1	0	1	1	0	3	3.8		
Creighton	12/7/14	15	1	3	.333	0	1	.000	0	0	.000	2	0	2	1.3	1	0	0	0	1	0	2	3.6	
Incarnate Word	12/10/14	14	1	5	.200	0	1	.000	2	2	1.000	0	0	0	1.1	0	0	2	0	1	4	3.6		
Cincinnati	12/13/14	6	0	0	.000	0	0	.000	0	0	.000	0	0	0	1.0	2	0	0	1	0	0	0	3.2	
at Hawai'i	12-22-14	22	4	5	.800	0	1	.000	0	1	.000	2	0	2	1.1	2	0	0	1	0	0	8	3.7	
vs. Loyola Marymount	12/23/14	25	1	3	.333	1	3	.333	0	0	.000	0	0	0	1.0	0	0	1	2	1	0	3	3.6	
vs. Ohio	12/25/14	19	2	3	.667	0	0	.000	3	5	.600	0	1	1	1.0	2	0	0	0	1	2	7	3.9	
Indiana	12/31/14	12	1	2	.500	0	0	.000	1	2	.500	0	0	0	0.9	1	0	0	1	1	1	3	3.8	
at Iowa	1/5/15	17	2	5	.400	0	1	.000	0	0	.000	0	1	1	0.9	1	0	1	1	0	1	4	3.9	
Rutgers	1/8/15	12	1	2	.500	0	0	.000	0	0	.000	0	1	1	0.9	0	0	1	1	1	0	2	3.7	
Illinois	1/11/15	20	2	3	.667	0	0	.000	1	1	1.000	0	6	6	1.3	0	0	0	1	2	0	5	3.8	
at Wisconsin	1/15/15	21	3	7	.429	0	1	.000	0	0	.000	1	0	1	1.2	1	0	0	0	0	0	6	3.9	
Minnesota	1/20/15	29	3	6	.500	0	1	.000	0	2	.000	0	3	3	1.3	2	0	1	1	0	1	6	4.1	
Michigan State	1/24/15	21	0	2	.000	0	0	.000	4	5	.800	0	2	2	1.4	1	0	0	3	0	0	4	4.1	
at Michigan	1/27/15	30	3	8	.375	1	3	.333	1	2	.500	2	5	7	1.7	3	0	0	0	0	2	8	4.3	
at Minnesota	1/31/15	24	2	6	.333	1	3	.333	1	2	.500	0	6	6	1.9	1	0	1	3	1	0	6	4.3	
Northwestern	2/3/15	6	0	1	.000	0	0	.000	0	1	.000	0	0	0	1.8	1	0	0	0	0	0	0	4.1	
Totals		0	374	33	77	.429	5	18	.278	20	33	.606	8	31	39	1.8	27	0	13	19	8	11	91	4.1

**NOTING SMITH**

**Overview:** Was a two-year starter at point guard for St. Anthony High School and Hall of Fame Coach Bob Hurley, helping the Friars to a 53-7 record and a pair of state runner-up finishes...Averaged 15 points, four rebounds and four assists per game to earn first-team all-state honors as a senior...Valedictorian of his high school class who traveled two hours to school each morning...Is a pass-first guard who is very athletic for his size...Some of his fellow guards in his three-year varsity career included 2014 NBA first-round pick Kyle Anderson (San Antonio Spurs), Iowa State guard Hallice Cooke and Temple guard Josh Brown.

**2014-15 Highlights:** Turned in a solid debut off the bench with six points and an assist in 16 minutes of work against Northern Kentucky...Had four points and an assist in 16 minutes in the win over Central Arkansas...Tied for team-high honors with three assists and also hit a 3-pointer in the loss to Rhode Island...Totaled three points, two assists and a pair of rebounds in 16 minutes against Omaha...Totaled four points and a pair of rebounds in 10 minutes off the bench vs. Tennessee-Martin...Came off the bench for two points and two rebounds in 15 minutes vs. Creighton...Totaled four points off the bench against Incarnate Word...Totaled a season-best eight points on 4-of-5 shooting in 21 minutes at Hawaii...Played a big role in the win over Loyola Marymount, playing 25 minutes and had a big 3-pointer in the second half after LMU closed to within 28-26...Sparked the Husker bench vs. Ohio with seven points and a pair of steals...Had three pnts, a blocked shot and a steal in 12 minutes against Indiana... Had four points and an assist in 17 minutes off the bench at Iowa...Chipped in five points off the bench and set career highs in rebounds (six) and blocked shots (two) in 20 minutes against Illinois...Had six points off the bench in 21 minutes against Wisconsin...Played a season-high 29 minutes against Minnesota with six points, three rebounds and an assist...Had four points and two rebounds in 21 minutes vs. Michigan State...Tied or set career bests in points (eight), rebounds (seven), steals (two) and minutes (30) in the loss at Michigan...Came off the bench and had six points and a team-high six rebounds in 24 minutes at Minnesota.

**MISC. STATS**

Category	2014-15	Career
Double-Figure Scoring	0	0
Double-Figure Rebounding	1	1
Double-Figure Assists	0	0
Double-Doubles	0	0
Led NU in Scoring	0	0
Led NU in Rebounding	2	2
Led NU in Assists	2	2
20+ Point Games	0	0
30+ Point Games	0	0

**TOP PERFORMANCES OF 2014-15**

Category	No.	Opponent (Date)
Points	8	at Hawaii (12/2)
	8	at Michigan (1/27)
	7	vs. Ohio (12/25)
	6	Northern Kentucky (11/16)
	6	at Wisconsin (1/15)
	6	Minnesota (1/20)
Rebounds	6	at Minneaota (1/31)
	7	at Michigan (1/27)
	6	at Minnesota (1/31)
	6	Illinois (1/11)
Assists	3	Minnesota (1/20)
	2	Omaha (11/25)



#12 MOSES ABRAHAM | 6-9 | 252 | Sr. | C | Kano, Nigeria

CAREER STATS

Year	GP	GS	Total		Total			3-PTS			FT			Rebounds				PF	FO	Ast	TO	Blk	Stl	Pts	Avg
			Min	Avg	FG	FGA	Pct	3FG	3FGA	Pct	FT	FTA	Pct	Off	Def	Tot	Avg								
2010-11*	6	0	26	4.3	2	3	.667	0	0	.000	6	9	.667	0	3	3	0.5	2	0	2	3	2	3	10	1.7
2012-13*	28	0	262	9.4	13	27	.481	0	0	.000	11	26	.423	28	41	69	2.5	57	2	12	22	8	3	37	1.3
2013-14*	31	1	406	13.1	22	39	.564	0	0	.000	15	33	.455	22	66	88	2.8	84	6	9	17	23	7	59	1.9
2014-15	15	0	173	11.5	13	23	.565	0	0	.000	4	6	.667	23	32	55	3.7	29	0	1	14	9	4	30	2.0
<b>TOTAL</b>	<b>15</b>	<b>0</b>	<b>173</b>	<b>11.5</b>	<b>13</b>	<b>23</b>	<b>.565</b>	<b>0</b>	<b>0</b>	<b>.000</b>	<b>4</b>	<b>6</b>	<b>.667</b>	<b>23</b>	<b>32</b>	<b>55</b>	<b>3.7</b>	<b>29</b>	<b>0</b>	<b>1</b>	<b>14</b>	<b>9</b>	<b>4</b>	<b>30</b>	<b>2.0</b>
<b>All*</b>	<b>80</b>	<b>1</b>	<b>867</b>	<b>10.8</b>	<b>50</b>	<b>92</b>	<b>.543</b>	<b>0</b>	<b>0</b>	<b>.000</b>	<b>36</b>	<b>74</b>	<b>.486</b>	<b>73</b>	<b>142</b>	<b>215</b>	<b>2.7</b>	<b>172</b>	<b>8</b>	<b>24</b>	<b>56</b>	<b>42</b>	<b>17</b>	<b>136</b>	<b>1.7</b>

\* Statistics from Georgetown

2014-15 GAME-BY-GAME

Opponent	Date	GS	Min	TOTAL		Pct	3-PTS			FT	FTA	Pct	REBOUNDS				PF	FO	A	TO	Blk	Stl	Pts	Avg		
				FG	FGA		3FG	3FGA	Pct				Off	Def	Tot	Avg										
Northern Kentucky	11/16/14		12	1	1	1.000	0	0	.000	0	0	.000	1	4	5	5.0	4	0	1	2	2	0	2	2.0		
Central Arkansas	11/18/14		10	2	3	.667	0	0	.000	0	0	.000	2	4	6	5.5	2	0	0	1	0	0	4	3.0		
at Rhode Island	11/22/14		15	0	1	.000	0	0	.000	1	2	.500	1	6	7	6.0	2	0	0	1	1	0	1	2.3		
Omaha	11/25/14		17	0	1	.000	0	0	.000	0	0	.000	1	6	7	6.3	2	0	0	1	2	0	0	1.8		
Tennessee-Martin	11/28/14		19	3	5	.600	0	0	.000	1	1	1.000	4	1	5	6.0	3	0	2	1	0	0	7	2.8		
at Florida State	12/01/14		19	1	1	1.000	0	0	.000	0	0	.000	0	3	3	5.5	4	0	0	0	0	0	2	2.7		
Creighton	12/7/14		15	2	2	1.000	0	0	.000	0	0	.000	3	2	5	5.4	1	0	0	1	1	2	4	2.9		
Incarinate Word	12/10/14		DNP-Hand																							
Cincinnati	12/13/14		DNP-Hand																							
at Hawai'i	12/22/14		DNP-Hand																							
vs. Loyola Marymount	12/23/14		DNP-Hand																							
vs. Ohio	12/25/14		DNP-Hand																							
Indiana	12/31/14		DNP-Hand																							
at Iowa	1/5/15		DNP-Hand																							
Rutgers	1/8/15		13	2	3	.667	0	0	.000	1	1	1.000	3	0	3	5.1	2	0	0	1	0	0	5	3.1		
Illinois	1/11/15		7	1	1	1.000	0	0	.000	0	0	.000	1	1	2	4.8	1	0	0	0	0	1	2	3.0		
at Wisconsin	1/15/15		10	0	2	.000	0	0	.000	1	2	.500	3	1	4	4.7	2	0	0	0	0	1	1	2.8		
Minnesota	1/20/15		4	0	1	.000	0	0	.000	0	0	.000	0	0	0	4.3	1	0	0	1	0	0	0	2.5		
Michigan State	1/24/15		17	0	1	.000	0	0	.000	0	0	.000	2	2	4	4.3	3	0	0	0	1	0	0	2.3		
at Michigan	1/27/15		1	0	0	.000	0	0	.000	0	0	.000	0	0	0	3.9	1	0	0	1	0	0	0	2.2		
at Minnesota	1/31/15		2	0	0	.000	0	0	.000	0	0	.000	1	0	1	3.7	0	0	0	2	0	0	0	2.0		
Northwestern	2/3/15		12	1	1	1.000	0	0	.000	0	0	.000	1	2	3	3.7	1	0	0	1	1	0	2	2.0		
<b>Totals</b>		<b>0</b>	<b>173</b>	<b>13</b>	<b>23</b>	<b>.565</b>	<b>0</b>	<b>0</b>	<b>.000</b>	<b>4</b>	<b>6</b>	<b>.667</b>	<b>23</b>	<b>32</b>	<b>55</b>	<b>3.7</b>	<b>29</b>	<b>0</b>	<b>1</b>	<b>14</b>	<b>9</b>	<b>4</b>	<b>30</b>	<b>2.0</b>		

NOTING ABRAHAM

**Overview:** Physical player who provides shot-blocking and a strong defensive presence...Graduate transfer who began his career at Georgetown...Graduated with a degree in economics in May of 2024...Averaged 1.9 points on 56 percent shooting and 2.8 rebounds per game at Georgetown in 2013-14 while ranking second on the team with 23 blocked shots...Was a top-100 recruit coming out of Progressive Christian (Md.) Academy...Coached by current Husker assistant Kenya Hunter during his first three years at Georgetown...Is the first player from Nigeria on Nebraska's roster.

**2014-15 Highlights:** Came off the bench for five rebounds and a pair of blocked shots in 12 minutes against Northern Kentucky...Totaled four points and grabbed six rebounds, including two on the offensive end, in 10 minutes against Central Arkansas...Finished with seven rebounds and a blocked shot in 15 minutes off the bench at Rhode Island...Turned in a strong defensive effort with seven rebounds and a pair of blocked shots in 17 minutes vs. Omaha...Gave the Huskers 19 solid minutes off the bench, as he had a season-high seven points and added five rebounds and a blocked shot against Tennessee-Martin...Battled foul trouble for most of the game at Florida State, finishing with two points and three rebounds...Gave NU a spark off the bench with four points, five rebounds and a pair of steals against Creighton...Suffered a broken hand on Dec. 9 and missed seven games before returning against Rutgers...Had five points and three boards in 13 minutes against Rutgers...Hit his only shot from the floor and grabbed a pair of rebounds in seven minutes vs. Illinois...Grabbed four rebounds, including three offensive boards in 10 minutes at No. 7 Wisconsin...Grabbed four rebounds and blocked a shot in 17 minutes against Michigan State...Grabbed three rebounds and had two points and a blocked shot in 12 minutes in the win over Northwestern.

MISC. STATS

Category	2014-15	Career*
Double-Figure Scoring	0	0
Double-Figure Rebounding	0	2
Double-Figure Assists	0	0
Double-Doubles	0	0
Led NU in Scoring	0	0
Led NU in Rebounding	1	1
Led NU in Assists	0	0
20+ Point Games	0	0
30+ Point Games	0	0

\*-includes Georgetown

TOP PERFORMANCES OF 2014-15

Category	No.	Opponent (Date)
Points	7	Tennessee-Martin (11/28)
	5	Rutgers (1/8)
	4	Central Arkansas (11/18)
	4	Creighton (12/7)
Rebounds	7	Rhode Island (11/22)
	7	Omaha (11/25)
	6	Central Arkansas (11/18)
Blocks	2	Northern Kentucky (11/16)
	2	Omaha (11/25)
	1	Michigan State (1/24)
	1	Rhode Island (11/22)
	1	Tennessee-Martin (11/28)
1	Creighton (12/7)	



**#21 LESLEE SMITH** | 6-8 | 255 | Sr. | F | Long Look, British Virgin Islands

**CAREER STATS**

Year	GP	GS	Min	Avg	Total			Rebounds			PF	FO	Ast	TO	Blk	Stl	Pts	Avg							
					FG	FGA	Pct	3FG	3FGA	Pct									Off	Def	Tot	Avg			
2011-12*	25	6	377	15.1	36	82	.439	6	22	.273	17	30	.567	24	60	84	3.4	57	0	31	37	11	21	95	3.8
2013-14	32	1	537	16.8	67	129	.519	0	1	.000	38	61	.623	59	95	154	4.8	82	1	12	45	20	29	172	5.4
2014-15	8	2	91	11.4	11	19	.579	0	0	.000	4	6	.667	8	13	21	2.6	10	0	5	3	3	4	26	3.3
<b>TOTAL</b>	<b>40</b>	<b>3</b>	<b>628</b>	<b>15.7</b>	<b>78</b>	<b>148</b>	<b>.527</b>	<b>0</b>	<b>1</b>	<b>.000</b>	<b>42</b>	<b>67</b>	<b>.627</b>	<b>67</b>	<b>108</b>	<b>175</b>	<b>4.4</b>	<b>92</b>	<b>1</b>	<b>17</b>	<b>48</b>	<b>23</b>	<b>33</b>	<b>198</b>	<b>5.0</b>
<i>All*</i>	<i>68</i>	<i>9</i>	<i>1005</i>	<i>14.8</i>	<i>114</i>	<i>230</i>	<i>.496</i>	<i>6</i>	<i>23</i>	<i>.261</i>	<i>59</i>	<i>97</i>	<i>.608</i>	<i>91</i>	<i>168</i>	<i>259</i>	<i>3.8</i>	<i>149</i>	<i>1</i>	<i>48</i>	<i>85</i>	<i>34</i>	<i>54</i>	<i>293</i>	<i>4.3</i>

\* Statistics from SMU

**2014-15 GAME-BY-GAME**

Opponent	Date	GS	Min	TOTAL			3-PTS			REBOUNDS			PF	FO	A	TO	Blk	Stl	Pts	Avg				
				FG	FGA	Pct	3FG	FGA	Pct	FT	FTA	Pct									Off	Def	Tot	Avg
Northern Kentucky	11/16/14		DNP-Knee																					
Central Arkansas	11/18/14		DNP-Knee																					
at Rhode Island	11/22/14		DNP-Knee																					
Omaha	11/25/14		DNP-Knee																					
Tennessee-Martin	11/28/14		DNP-Knee																					
at Florida State	12/1/14		DNP-Knee																					
Creighton	12/7/14		DNP-Knee																					
Incarnate Word	12/10/14		DNP-Knee																					
Cincinnati	12/13/14		DNP-Knee																					
at Hawai'i	12/22/14		DNP-Knee																					
vs. Loyola Marymount	12/23/14		DNP-Knee																					
vs. Ohio	12/25/14		DNP-Knee																					
Indiana	12/31/14		DNP-Knee																					
at Iowa	1/5/15		DNP-Knee																					
Rutgers	1/8/15	13	0	0	.000	0	0	.000	0	0	.000	0	2	2	2.0	1	0	2	0	1	0	0	0.0	
Illinois	1/11/15	4	0	2	.000	0	0	.000	0	0	.000	0	0	0	1.0	0	0	0	0	0	0	0	0.0	
at Wisconsin	1/15/15	9	1	4	.250	0	0	.000	3	4	.750	1	2	3	1.7	2	0	0	0	0	1	5	1.7	
Minnesota	1/20/15	8	2	3	.667	0	0	.000	2	0	.000	2	0	2	1.8	1	0	2	0	0	1	4	2.3	
Michigan State	1/24/15	* 30	3	4	.750	0	0	.000	1	2	.500	2	5	7	2.8	4	0	0	0	0	1	7	3.2	
at Michigan	1/27/15	10	1	2	.500	0	0	.000	0	0	.000	0	2	2	2.7	1	0	1	0	0	1	2	3.0	
at Minnesota	1/31/15	9	2	2	1.000	0	0	.000	0	0	.000	1	1	2	2.6	1	0	0	2	2	0	4	3.1	
Northwestern	2/3/15	* 8	2	2	1.000	0	0	.000	0	0	.000	2	1	3	2.6	0	0	0	1	0	0	4	3.3	
<b>Totals</b>		<b>2</b>	<b>91</b>	<b>11</b>	<b>19</b>	<b>.579</b>	<b>0</b>	<b>0</b>	<b>.000</b>	<b>4</b>	<b>6</b>	<b>.667</b>	<b>8</b>	<b>13</b>	<b>21</b>	<b>2.6</b>	<b>10</b>	<b>0</b>	<b>5</b>	<b>3</b>	<b>3</b>	<b>4</b>	<b>26</b>	<b>3.3</b>

**NOTING SMITH**

**Overview:** Played for his native British Virgin Islands over the summer, but suffered a torn left ACL on July 3...Was Nebraska's top post player off the bench, averaging 5.4 points and 4.8 rebounds per game as a junior... Posted a team-high three double-doubles and ranked second among Big Ten reserves in rebounding...Came to Nebraska from Seward County (Kan.) Community College where he averaged 8.3 points and 6.6 rebounds per game...Helped Seward CC to a 25-8 record and a Region VI semifinals in 2012-13...Began his college career at SMU, playing 25 games during the 2011-12 season and averaging 3.8 points, 3.4 rebounds and 1.2 assists per game...Overcame a torn right ACL in March of 2011...Grew up in the British Virgin Islands playing baseball before turning his attention to basketball.

**2014-15 Highlights:** Missed NU's first 14 games before returning against Rutgers on Jan. 9...Had two rebounds, two assists and a blocked shot in 13 minutes of work against the Scarlet Knights...Had five points and three rebounds in nine minutes off the bench at No. 7 Wisconsin...Gave the Huskers eight solid minutes against Minnesota with four points, two boards and two assists, as he helped key a 6-0 second-half spurt to put NU up 39-33...Made his first start in over a year against Michigan State, totaling season bests in both points (seven) and rebounds (seven) in a career-high 30 minutes...Hit both shots from the field and had two blocked shots in nine minutes at Minnesota...Made the start against Northwestern and had four points and three rebounds in eight minutes of work.

**MISC. STATS**

Category	2014-15	Career*
Double-Figure Scoring	0	7
Double-Figure Rebounding	0	7
Double-Figure Assists	0	0
Double-Doubles	0	3
Led NU in Scoring	0	0
Led NU in Rebounding	1	17
Led NU in Assists	0	4
20+ Point Games	0	0
30+ Point Games	0	0

\*-includes SMU

**TOP PERFORMANCES OF 2014-15**

Category	No.	Opponent (Date)
Points	7	Michigan State (1/24)
	5	at Wisconsin (1/15)
	4	Minnesota (1/20)
	4	at Minnesota (1/31)
	4	Northwestern (2/3)
Rebounds	7	Michigan State (1/24)
	3	at Wisconsin (1/15)
	3	Northwestern (2/3)
Assists	2	Rutgers (1/8)
	2	Minnesota (1/20)
	1	Michigan (1/27)



#23 NICK FULLER | 6-6 | 207 | R-Fr. | G/F | Sun Prairie, Wis.

CAREER STATS

Year	GP	GS	Min	Avg	Total			3FG	3FGA	Pct	FT	FTA	Pct	Rebounds			PF	FO	Ast	TO	Blk	Stl	Pts	Avg	
					FG	FGA	Pct							Off	Def	Tot									Avg
2014-15	11	0	59	5.4	5	9	.556	1	3	.333	4	5	.800	5	4	9	0.8	7	0	3	3	1	0	15	1.4
<b>TOTAL</b>	<b>11</b>	<b>0</b>	<b>59</b>	<b>5.4</b>	<b>5</b>	<b>9</b>	<b>.556</b>	<b>1</b>	<b>3</b>	<b>.333</b>	<b>4</b>	<b>5</b>	<b>.800</b>	<b>5</b>	<b>4</b>	<b>9</b>	<b>0.8</b>	<b>7</b>	<b>0</b>	<b>3</b>	<b>3</b>	<b>1</b>	<b>0</b>	<b>15</b>	<b>1.4</b>

2014-15 GAME-BY-GAME

Opponent	Date	GS	Min	TOTAL			3-PTS			FT	FTA	Pct	REBOUNDS			PF	FO	A	TO	Blk	Stl	Pts	Avg	
				FG	FGA	Pct	3FG	FGA	Pct				Off	Def	Tot									Avg
Northern Kentucky	11/16/14		3	0	0	.000	0	0	.000	0	0	.000	0	0	0	0.0	1	0	0	0	0	0	0.0	
Central Arkansas	11/18/14		5	0	1	.000	0	0	.000	0	0	.000	0	1	1	0.5	0	0	1	1	0	0	0.0	
at Rhode Island	11/22/14		DNP-CD																					
Omaha	11/25/14		1	0	0	.000	0	0	.000	0	0	.000	0	1	1	0.7	0	0	0	0	0	0	0.0	
Tennessee-Martin	11/28/14		DNP-CD																					
at Florida State	12/1/14		DNP-CD																					
Creighton	12/7/14		DNP-CD																					
Incarnate Word	12/10/14		13	2	3	.667	1	2	.500	1	1	1.000	1	1	2	1.0	2	0	2	0	0	0	6	1.5
Cincinnati	12/13/14		DNP-CD																					
at Hawai'i	12/22/14		3	0	0	.000	0	0	.000	0	0	.000	0	0	0	0.8	1	0	0	0	0	0	0	1.2
vs. Loyola Marymount	12/23/14		DNP-CD																					
vs. Ohio	12/25/14		DNP-CD																					
Indiana	12/31/14		3	0	0	.000	0	0	.000	0	0	.000	0	0	0	0.7	0	0	0	0	0	0	0	1.0
at Iowa	1/5/15		11	1	3	.333	0	1	.000	2	2	1.000	1	0	1	0.7	1	0	0	0	1	0	4	1.4
Rutgers	1/8/15		13	2	2	1.000	0	0	.000	0	0	.000	3	1	4	1.1	1	0	0	2	0	0	4	1.8
Illinois	1/11/15		DNP-CD																					
at Wisconsin	1/15/15		3	0	0	.000	0	0	.000	1	2	.500	0	0	0	1.0	0	0	0	0	0	0	1	1.7
Minnesota	1/20/15		DNP-CD																					
Michigan State	1/24/15		DNP-CD																					
at Michigan	01/27/15		1	0	0	.000	0	0	.000	0	0	.000	0	0	0	0.9	0	0	0	0	0	0	0	1.5
at Minnesota	1/31/15		3	0	0	.000	0	0	.000	0	0	.000	0	0	0	0.8	1	0	0	0	0	0	0	1.4
Northwestern	2/3/15		DNP-CD																					
<b>Totals</b>		0	59	5	9	.556	1	3	.333	4	5	.800	5	4	9	0.8	7	0	3	3	1	0	15	1.4

NOTING FULLER

**Overview:** Redshirted last year and added 20 pounds to his frame in his first year at Nebraska...Was chosen as the team's lifter of the year in 2013-14...Southpaw scorer who totaled 1,940 career points at Sun Prairie (Wis.) High School, shattering the Big Eight Conference record of 1,669 points by Jeronne Maymon, who played collegiately at Marquette and Tennessee...Two-time Wisconsin State Journal All-Area Boys Basketball Player of the Year and finalist for Mr. Basketball in Wisconsin in 2013...Averaged 25.0 points and 11.2 rebounds per game in leading Sun Prairie to a 20-4 record and the Cardinals' first conference title in 37 years...Rated by 247Sports as one of the top 150 players in the country.

**2014-15 Highlights:** Played three minutes off the bench against Northern Kentucky, but did not score or grab a rebound...Grabbed a rebound and dished out an assist in five minutes of work against Central Arkansas...Saw action in the final minute against Omaha...Saw his most extensive action of the year against Incarnate Word, finishing with season bests in points (six), rebounds (two) and assists (two) in 13 minutes of work...Played his most extensive action since Dec. 10 at Iowa with four points, a rebound and a blocked shot in 11 second-half minutes...Gave NU a first-half spark against Rutgers with four points and four rebounds, including three offensive boards, in 13 minutes of work.

MISC. STATS

Category	2014-15	Career
Double-Figure Scoring	0	0
Double-Figure Rebounding	0	0
Double-Figure Assists	0	0
Double-Doubles	0	0
Led NU in Scoring	0	0
Led NU in Rebounding	0	0
Led NU in Assists	0	0
20+ Point Games	0	0
30+ Point Games	0	0

TOP PERFORMANCES OF 2014-15

Category	No.	Opponent (Date)
Points	6	Incarnate Word (12/10)
	4	at Iowa (1/5)
	4	Rutgers (1/8)
Rebounds	4	Rutgers (1/8)
	2	Incarnate Word (12/10)
	1	at Iowa (1/5)
	1	Central Arkansas (11/18)
	1	Omaha (11/25)
Assists	2	Incarnate Word (12/10)
	1	Central Arkansas (11/18)



**#24 JAKE HAMMOND** | 6-10 | 230 | Fr. | F | Comanche, Okla.

**CAREER STATS**

Year	GP	GS	Min	Avg	Total					Rebounds				PF	FO	Ast	TO	Blk	Stl	Pts	Avg				
					FG	FGA	Pct	3FG	3FGA	Pct	FT	FTA	Pct									Off	Def	Tot	Avg
2014-15	10	0	33	3.3	1	4	.250	0	0	.000	0	1	.000	3	4	7	0.7	6	0	1	2	2	0	2	0.2
<b>TOTAL</b>	<b>10</b>	<b>0</b>	<b>33</b>	<b>3.3</b>	<b>1</b>	<b>4</b>	<b>.250</b>	<b>0</b>	<b>0</b>	<b>.000</b>	<b>0</b>	<b>1</b>	<b>.000</b>	<b>3</b>	<b>4</b>	<b>7</b>	<b>0.7</b>	<b>6</b>	<b>0</b>	<b>1</b>	<b>2</b>	<b>2</b>	<b>0</b>	<b>2</b>	<b>0.2</b>

**2014-15 GAME-BY-GAME**

Opponent	Date	GS	Min	TOTAL			3-PTS			REBOUNDS			PF	FO	A	TO	Blk	Stl	Pts	Avg				
				FG	FGA	Pct	3FG	3FGA	Pct	FT	FTA	Pct									Off	Def	Tot	Avg
Northern Kentucky	11/16/14	3	0	0	.000	0	0	.000	0	1	1	1.0	0	0	0	1	0	0	0	0.0				
Central Arkansas	11/18/14	8	1	2	.500	0	0	.000	0	1	1	1.0	1	0	0	0	1	0	2	1.0				
at Rhode Island	11/22/14	DNP-CD																						
Omaha	11/25/14	1	0	0	.000	0	0	.000	0	0	0	0.0	0	0	0	0	0	0	0	0.7				
Tennessee-Martin	11/28/14	DNP-CD																						
at Florida State	12/01/14	4	0	0	.000	0	0	.000	0	0	0	0.0	1	0	1	0	0	0	0	0.5				
Creighton	12/7/14	DNP-CD																						
Incarinate Word	12/10/14	6	0	1	.000	0	0	.000	0	0	1	0.6	1	0	0	0	0	0	0	0.4				
Cincinnati	12/13/14	DNP-CD																						
at Hawai'i	12-22-14	3	0	0	.000	0	0	.000	0	0	1	0.7	0	0	0	1	0	0	0	0.3				
vs. Loyola Marymount	12/23/14	DNP-CD																						
vs. Ohio	12/25/14	DNP-CD																						
Indiana	12/31/14	DNP-CD																						
at Iowa	1/5/15	3	0	0	.000	0	0	.000	0	0	0	0.6	3	0	0	0	1	0	0	0.3				
Rutgers	1/8/15	2	0	1	.000	0	0	.000	0	0	2	0.8	0	0	0	0	0	0	0	0.3				
Illinois	1/11/15	DNP-CD																						
at Wisconsin	1/15/15	2	0	0	.000	0	0	.000	0	0	1	0.8	0	0	0	0	0	0	0	0.2				
Minnesota	1/20/15	DNP-CD																						
Michigan State	1/24/15	DNP-CD																						
Michigan	1/27/15	DNP-CD																						
at Minnesota	1/31/15	1	0	0	.000	0	0	.000	0	0	0	0.7	0	0	0	0	0	0	0	0.2				
Northwestern	2/3/15	DNP-CD																						
Totals		0	33	1	4	.250	0	0	.000	0	1	.000	3	4	7	0.7	6	0	1	2	2	0	2	0.2

**NOTING HAMMOND**

**Overview:** Athletic big man who provides depth in the frontcourt...Physical player who possesses a 7-foot-2 wingspan...Rated by some recruiting services as among the nation's top-150 seniors in 2013-14, averaging 26.2 points, 14.8 rebounds and 5.7 blocks per game at Comanche (Okla.) High School...Originally grew up in the Dallas area before moving to Oklahoma prior to the start of high school...Will look to become the first Husker basketball letterwinner from the state of Oklahoma.

**2014-15 Highlights:** Totaled a rebound in three minutes off the bench against Northern Kentucky...Broke into the scoring column for the first time with a jumper, a rebound and a blocked shot in eight minutes against Central Arkansas...Did not play at Rhode Island...Played the final minute against Omaha...Gave NU four quality minutes at Florida State, as he played with the Huskers' primary posts in foul trouble, as he dished out an assist...Played six minutes against Incarnate Word and grabbed a rebound...Played first-half minutes at Iowa recording a blocked shot in three minutes of action...Had two rebounds in two minutes in the win over Rutgers.

**MISC. STATS**

Category	2014-15	Career
Double-Figure Scoring	0	0
Double-Figure Rebounding	0	0
Double-Figure Assists	0	0
Double-Doubles	0	0
Led NU in Scoring	0	0
Led NU in Rebounding	0	0
Led NU in Assists	0	0
20+ Point Games	0	0
30+ Point Games	0	0

**TOP PERFORMANCES OF 2014-15**

Category	No.	Opponent (Date)
Points	2	Central Arkansas (11/18)
Rebounds	2	Rutgers (1/8)
	1	at Wisconsin (1/15)
	1	Northern Kentucky (11/16)
	1	Central Arkansas (11/18)
	1	Incarinate Word (12/10)
	1	Hawaii (12/2)
Assists	1	at Florida State (12/1)



**#31 SHAVON SHIELDS** | 6-7 | 221 | Jr | G/F | Olathe, Kan.

**CAREER STATS**

Year	GP	GS	Total										Rebounds												
			Min	Avg	FG	FGA	Pct	3FG	3FGA	Pct	FT	FTA	Pct	Off	Def	Tot	Avg	PF	FO	Ast	TO	Blk	Stl	Pts	Avg
2012-13	28	19	804	28.7	89	189	.471	14	39	.359	48	71	.676	34	110	144	5.1	87	4	25	47	8	23	240	8.6
2013-14	32	32	1042	32.6	131	296	.443	18	57	.316	129	179	.721	44	140	184	5.8	89	5	51	51	9	29	409	12.8
2014-15	22	22	799	36.3	115	253	.455	13	62	.210	110	131	.840	30	109	139	6.3	49	0	51	67	3	23	353	16.0
<b>TOTAL</b>	<b>82</b>	<b>73</b>	<b>2645</b>	<b>32.3</b>	<b>335</b>	<b>738</b>	<b>.454</b>	<b>45</b>	<b>158</b>	<b>.285</b>	<b>287</b>	<b>381</b>	<b>.753</b>	<b>108</b>	<b>359</b>	<b>467</b>	<b>5.7</b>	<b>225</b>	<b>9</b>	<b>127</b>	<b>165</b>	<b>20</b>	<b>75</b>	<b>1002</b>	<b>12.2</b>

**2014-15 GAME-BY-GAME**

Opponent	Date	GS	Min	TOTAL			3-PTS			FT			REBOUNDS			PF	FO	A	TO	Blk	Stl	Pts	Avg	
				FG	FGA	Pct	3FG	FGA	Pct	FT	FTA	Pct	Off	Def	Tot									Avg
Northern Kentucky	11/16/14	*	27	4	4	1.000	0	0	.000	10	10	1.000	0	4	4	4.0	2	0	2	2	0	1	18	18.0
Central Arkansas	11/18/14	*	33	4	7	.571	0	1	.000	8	11	.727	3	8	11	7.5	2	0	4	3	2	1	16	17.0
at Rhode Island	11/22/14	*	43	10	17	.588	1	5	.200	4	5	.800	3	6	9	8.0	1	0	1	2	0	1	25	19.7
Omaha	11/25/14	*	35	12	16	.750	4	4	1.000	7	8	.875	4	4	8	8.0	3	0	0	3	0	2	35	23.5
Tennessee-Martin	11/28/14	*	37	2	9	.222	1	3	.333	0	0	.000	1	3	4	7.2	0	0	2	3	0	0	5	19.8
at Florida State	12/01/14	*	33	8	13	.615	1	3	.333	4	4	1.000	1	7	8	7.3	3	0	2	2	0	0	21	20.0
Creighton	12/7/14	*	38	3	10	.300	0	2	.000	1	3	.333	2	3	5	7.0	3	0	5	2	0	0	7	18.1
Incarinate Word	12/10/14	*	30	5	10	.500	0	2	.000	9	9	1.000	4	5	9	7.3	3	0	2	3	0	0	19	18.3
Cincinnati	12/13/14	*	46	3	9	.333	0	2	.000	7	7	1.000	1	6	7	7.2	3	0	0	7	0	2	13	17.7
at Hawai'i	12/22/14	*	39	3	11	.273	0	3	.000	6	8	.750	1	7	8	7.3	4	0	1	3	0	1	12	17.1
vs. Loyola Marymount	12/23/14	*	44	3	11	.273	0	2	.000	7	8	.875	1	5	6	7.2	1	0	3	7	0	1	13	16.7
vs. Ohio	12/25/14	*	33	7	14	.500	1	2	.500	7	7	1.000	1	3	4	6.9	3	0	2	3	0	1	22	17.2
Indiana	12/31/14	*	38	7	18	.389	1	5	.200	5	5	1.000	3	4	7	6.9	1	0	1	2	0	2	20	17.4
at Iowa	1/5/15	*	36	9	18	.500	0	2	.000	7	10	.700	1	5	6	6.9	2	0	1	3	0	0	25	17.9
Rutgers	1/8/15	*	34	5	12	.417	0	2	.000	1	2	.500	0	6	6	6.8	3	0	2	2	0	3	11	17.5
Illinois	1/11/15	*	36	4	11	.364	1	3	.333	2	2	1.000	0	8	8	6.9	2	0	5	2	0	1	11	17.1
at Wisconsin	1/15/15	*	30	3	4	.750	0	0	.000	2	2	1.000	1	2	3	6.6	3	0	6	1	0	1	8	16.5
Minnesota	1/20/15	*	37	4	10	.400	0	4	.000	7	11	.636	0	7	7	6.7	2	0	3	4	0	3	15	16.4
Michigan State	1/24/15	*	39	7	17	.412	1	5	.200	6	6	1.000	1	6	7	6.7	3	0	0	2	0	2	21	16.7
at Michigan	1/27/15	*	36	4	12	.333	1	4	.250	5	8	.625	2	1	3	6.5	1	0	0	3	0	0	14	16.6
at Minnesota	1/31/15	*	38	4	15	.267	1	7	.143	2	2	1.000	0	5	5	6.4	2	0	1	6	1	1	11	16.3
Northwestern	2/3/15	*	37	4	5	.800	0	1	.000	3	3	1.000	0	4	4	6.3	2	0	8	2	0	0	11	16.0
Totals		22	799	115	253	.455	13	62	.210	110	131	.840	30	109	139	6.3	49	0	51	67	3	23	353	16.0

**HONORS**

- First-Team Academic All-District VII (3.73 in biological sciences)

**NOTING SHIELDS**

**Overview:** Earned honorable-mention All-Big Ten honors as a sophomore as he started every game...Scored a season-high 33 points, including a perfect 15-of-15 from the foul line against Illinois, on Feb. 12...Played 28 games as a freshman, starting Nebraska's final 19 games in 2012-13...Spent three years at Olathe Northwest HS, totaling 1,068 points and finished as the school's all-time scoring leader...Finished as the school's career leader in points, rebounds, free throws, field goals, steals and rebounds...Teamed with current Kentucky junior Willie Cauley-Stein at Olathe Northwest, as Cauley-Stein lived with the Shields family...Is the son of former Husker and NFL football great Will Shields, who will be inducted into the Pro Football Hall of Fame this August...Majors in biological sciences at NU and is a two-time first-team Academic All-District VII selection.

**2014-15 Highlights:** Enjoyed an efficient performance against Northern Kentucky with 18 points, including 10-of-10 from the foul line, four rebounds and two assists...Turned in a strong performance against Central Arkansas, scoring 16 points, grabbing 11 rebounds, dishing out four assists and blocking two shots...Scored all 16 points in the first half, including seven in an 11-2 run to give the Huskers a solid lead...Was outstanding at Rhode Island, finishing with 25 points and nine rebounds in a career-high 45 minutes...Scored a career-high 35 points on 12-of-16 shooting against Omaha, including a career-best four 3-pointers...Scored 13 points in a 23-2 run to erase a 16-point first-half deficit...Shined in the Huskers' win at Florida State with 21 points on 8-of-13 shooting and a team-high eight rebounds in the win at Florida State...Scored 15 of his 21 points in the first half, as NU built a 16-point lead...Bounced back with a strong effort against Incarnate Word with 19 points and nine rebounds, topping NU in both categories...Tied for team-high honors with 13 points and grabbed seven rebounds in a career-high 46 minutes against Cincinnati...Totaled 13 points and eight rebounds vs. Loyola Marymount, including four points in a 10-0 overtime spurt...Posted his fourth 20-point game with 22 points and two assists vs. Ohio...Had 20 points, seven rebounds and two steals in the loss vs. Indiana...Collected his third straight 20-point game with 25 points and grabbed six rebounds at Iowa...Had 11 points, eight rebounds and matched his career high with five assists vs. Illinois...Set a career high in assists for the second straight game, as he dished out six assists and had eight points in the loss to No. 7 Wisconsin...Scored 13 of his 15 points in the second half in the win over Minnesota while adding seven rebounds and three assists...Keyed NU's win over Michigan State with 21 points and seven rebounds...Reached 1,000 career points against Northwestern, finishing with 11 points and a career-high seven assists.

**MISC. STATS**

Category	2014-15	Career
Double-Figure Scoring	19	48
Double-Figure Rebounding	2	6
Double-Figure Assists	0	0
Double-Doubles	1	4
Led NU in Scoring	8	20
Led NU in Rebounding	7	26
Led NU in Assists	9	19
20+ Point Games	7	12
30+ Point Games	1	2

**TOP PERFORMANCES OF 2014-15**

Category	No.	Opponent (Date)
Points	35	Omaha (11/25)
	25	Rhode Island (11/22)
	25	at Iowa (1/5)
	22	vs. Ohio (12/25)
	21	at Florida State (12/1)
21	Michigan State (1/24)	
Rebounds	11	Central Arkansas (11/18)
	9	Incarinate Word (12/10)
	9	Rhode Island (11/22)
Assists	7	Northwestern (2/3)
	6	at Wisconsin (1/15)
	5	Creighton (12/7)
	5	Illinois (1/11)



#35 WALTER PITCHFORD

6-10 | 237 | Jr. | F | Grand Rapids, Mich.

CAREER STATS

Year	GP	GS	Min	Avg	Total			3FG			FTA			Rebounds				PF	FO	Ast	TO	Blk	Stl	Pts	Avg
					FG	FGA	Pct	3FG	3FGA	Pct	FT	FTA	Pct	Off	Def	Tot	Avg								
2011-12*	13	0	22	1.7	3	11	.273	0	3	.000	0	0	.000	1	3	4	0.3	5	0	1	1	1	0	6	0.5
2013-14	32	31	742	23.2	107	226	.473	48	117	.410	34	49	.694	36	115	151	4.7	81	2	16	15	18	12	296	9.3
2014-15	22	22	610	27.7	59	152	.388	29	94	.309	11	24	.458	18	88	106	4.8	57	0	11	26	12	8	158	7.2
<b>TOTAL</b>	<b>54</b>	<b>53</b>	<b>1352</b>	<b>25.0</b>	<b>166</b>	<b>378</b>	<b>.439</b>	<b>77</b>	<b>211</b>	<b>.365</b>	<b>45</b>	<b>73</b>	<b>.616</b>	<b>54</b>	<b>203</b>	<b>257</b>	<b>4.8</b>	<b>138</b>	<b>2</b>	<b>27</b>	<b>41</b>	<b>30</b>	<b>20</b>	<b>454</b>	<b>8.4</b>
<i>All*</i>	<i>67</i>	<i>53</i>	<i>1374</i>	<i>20.5</i>	<i>169</i>	<i>389</i>	<i>.434</i>	<i>77</i>	<i>214</i>	<i>.360</i>	<i>45</i>	<i>73</i>	<i>.616</i>	<i>55</i>	<i>206</i>	<i>261</i>	<i>3.9</i>	<i>143</i>	<i>2</i>	<i>28</i>	<i>42</i>	<i>31</i>	<i>20</i>	<i>460</i>	<i>6.9</i>

\* Statistics from Florida

2014-15 GAME-BY-GAME

Opponent	Date	GS	Min	TOTAL			3-PTS			FT			REBOUNDS				PF	FO	A	TO	Blk	Stl	Pts	Avg	
				FG	FGA	Pct	3FG	3FGA	Pct	FT	FTA	Pct	Off	Def	Tot	Avg									
Northern Kentucky	11/16/14	*	26	1	6	.167	1	5	.200	0	0	.000	0	4	4	4.0	4	0	1	2	3	1	3	3.0	
Central Arkansas	11/18/14	*	20	2	6	.333	0	2	.000	0	0	.000	0	4	4	4.0	3	0	0	1	1	0	4	3.5	
at Rhode Island	11/22/14	*	26	0	4	.000	0	4	.000	3	5	.600	1	2	3	3.7	4	0	2	0	0	1	3	3.3	
Omaha	11/25/14	*	22	2	8	.250	0	5	.000	0	5	.000	1	1	2	3.3	2	0	1	4	0	2	4	3.5	
Tennessee-Martin	11/28/14	*	22	6	11	.545	6	10	.600	1	2	.500	0	3	3	3.2	4	0	1	2	0	0	19	6.6	
at Florida State	12/01/14	*	17	2	4	.500	2	3	.667	0	0	.000	0	1	1	2.8	4	0	0	1	1	0	6	6.5	
Creighton	12/7/14	*	17	1	9	.111	0	5	.000	0	0	.000	2	1	3	2.9	3	0	0	2	0	0	2	5.9	
Incarnate Word	12/10/14	*	23	4	9	.444	1	3	.333	1	3	.333	1	2	3	2.9	2	0	0	1	0	0	10	6.4	
Cincinnati	12/13/14	*	48	3	10	.300	2	5	.400	1	2	.500	4	6	10	3.7	3	0	0	2	1	0	9	6.7	
at Hawai'i	12-22-14	*	35	3	6	.500	3	6	.500	1	2	.500	2	8	10	4.3	3	0	0	4	2	1	10	7.0	
vs. Loyola Marymount	12/23/14	*	44	3	9	.333	2	6	.333	2	3	.667	0	8	8	4.6	3	0	0	0	0	0	10	7.3	
vs. Ohio	12/25/14	*	34	4	9	.444	1	4	.250	0	0	.000	0	5	5	4.7	3	0	0	0	1	0	9	7.4	
Indiana	12/31/14	*	28	4	8	.500	3	5	.600	0	0	.000	0	5	5	4.7	2	0	3	0	1	1	11	7.7	
at Iowa	1/5/15	*	32	3	5	.600	1	3	.333	0	0	.000	1	5	6	4.8	3	0	1	1	0	0	7	7.6	
Rutgers	1/8/15	*	30	4	8	.500	1	4	.250	0	0	.000	1	5	6	4.9	4	0	0	1	0	0	9	7.7	
Illinois	1/11/15	*	34	3	8	.375	1	5	.200	0	0	.000	0	6	6	4.9	0	0	0	1	0	1	7	7.7	
at Wisconsin	1/15/15	*	30	3	8	.375	1	5	.200	0	0	.000	0	4	4	4.9	1	0	1	1	0	0	7	7.6	
Minnesota	1/20/15	*	33	2	4	.500	1	3	.333	1	1	1.000	1	10	11	5.2	3	0	0	1	1	0	6	7.6	
Michigan State	1/24/15	*	4	0	0	.000	0	0	.000	0	0	.000	0	0	0	4.9	2	0	0	0	0	0	0	7.2	
at Michigan	1/27/15	*	29	2	5	.400	0	3	.000	0	0	.000	2	2	4	4.9	2	0	0	1	0	0	4	7.0	
at Minnesota	1/31/15	*	29	2	7	.286	0	3	.000	0	0	.000	2	3	5	4.9	1	0	1	1	1	0	4	6.9	
Northwestern	2/3/15	*	27	5	8	.625	3	5	.600	1	1	1.000	0	3	3	4.8	1	0	0	0	0	1	14	7.2	
Totals			22	610	59	152	.388	29	94	.309	11	24	.458	18	88	106	4.8	57	0	11	26	12	8	158	7.2

NOTING PITCHFORD

**Overview:** Smooth-shooting big man who gives the Huskers a threat from long distance...Athletic big man who benches 300 pounds and has eight percent body fat and possesses a 42-inch vertical leap...Shot 41 percent from 3-point range as a sophomore...Was rated by Bleacher Report as one of the 20 most fundamentally solid players in college basketball...Has been named to the Nebraska Scholar-Athlete honor roll twice at Nebraska...Began his career at the University of Florida in 2011-12, helping the Gators to the Elite Eight...Hails from Grand Rapids, Mich., but grew up in Chicago.

**2014-15 Highlights:** Was held to three points, but had four rebounds and matched his career high with three blocked shots against Northern Kentucky...Had four points, two rebounds and two steals vs. Omaha...Broke out with a career-high 19 points, including 6-of-10 from 3-point range, against Tennessee-Martin, while adding three rebounds in 22 minutes...His six 3-pointers vs. UT-Martin was also a personal best...Got the Huskers going at Florida State with six points - all in the first half - as he battled foul trouble and played just 17 minutes in the win over the Seminoles...Reached double figures for the second time in 2014-15 with 10 points and three rebounds against Incarnate Word...Played his best game of the year against Cincinnati with a season-high 10 rebounds and nine points while playing 48 of 50 minutes in the double overtime win...Collected his first double-double of the year with 10 points and 10 boards...Turned in a strong effort against Loyola Marymount with 10 points and eight boards in 44 of a possible 45 minutes...Scored all nine points and had five rebounds in the second half of NU's win over Ohio...Had 11 points, including 3-of-5 from 3-point range, and five rebounds in the Big Ten opener vs. Indiana...Finished with seven points and six rebounds while battling foul trouble at Iowa...Played a solid game vs. Rutgers with nine points, six rebounds in 30 minutes while also drawing a pair of charges...Grabbed six rebounds and had seven points against Illinois...Grabbed a season-high 11 rebounds vs. Minnesota while scoring six points and limiting Maurice Walker to four points on 4-of-8 shooting...Broke out with a 14-point effort in the win over Northwestern, going 3-of-5 from 3-point range.

MISC. STATS

Category	2014-15	Career*
Double-Figure Scoring	6	24
Double-Figure Rebounding	3	5
Double-Figure Assists	0	0
Double-Doubles	0	2
Led NU in Scoring	1	3
Led NU in Rebounding	6	13
Led NU in Assists	2	3
20+ Point Games	0	0
30+ Point Games	0	0

\*-includes Florida

TOP PERFORMANCES OF 2014-15

Category	No.	Opponent (Date)
Points	19	Tennessee-Martin (11/28)
	14	Northwestern (2/3)
	11	Indiana (12/31)
Rebounds	11	vs. Minnesota (1/20)
	10	Cincinnati (12/13)
	10	Hawaii (12/2)
	8	Loyola Marymount (12/23)
Blocks	3	Northern Kentucky (11/16)
	2	Hawaii (12/22)



#44 KYE KURKOWSKI | 6-11 | 221 | Sr. | F | Grant, Neb.

CAREER STATS

Year	GP	GS	Total		Rebounds									PF	FO	Ast	TO	Blk	Stl	Pts	Avg					
			Min	Avg	FG	FGA	Pct	3FG	3FGA	Pct	FT	FTA	Pct									Off	Def	Tot	Avg	
2011-12	2	0	3	1.5	0	0	.000	0	0	.000	0	0	.000	0	0	0	0.0	0	0	0	0	0	0	0	0	2.0
2012-13	6	0	9	1.5	1	1	1.000	0	0	.000	0	0	.000	0	2	2	0.3	0	0	0	1	0	0	0	2	0.3
2013-14	5	0	10	2.0	1	1	1.000	0	0	.000	0	1	.000	0	3	3	0.6	1	0	0	0	0	0	0	2	0.4
2014-15	4	0	7	1.8	1	1	1.000	0	0	.000	0	0	.000	1	0	1	0.3	0	0	0	1	0	0	0	2	0.5
<b>TOTAL</b>	<b>17</b>	<b>0</b>	<b>29</b>	<b>1.7</b>	<b>3</b>	<b>3</b>	<b>1.000</b>	<b>0</b>	<b>0</b>	<b>.000</b>	<b>0</b>	<b>1</b>	<b>.000</b>	<b>1</b>	<b>5</b>	<b>6</b>	<b>0.4</b>	<b>1</b>	<b>0</b>	<b>0</b>	<b>2</b>	<b>0</b>	<b>0</b>	<b>0</b>	<b>6</b>	<b>0.4</b>

2014-15 GAME-BY-GAME

Opponent	Date	GS	Min	TOTAL			3-PTS			FT	FTA	Pct	REBOUNDS				PF	FO	A	TO	Blk	Stl	Pts	Avg	
				FG	FGA	Pct	3FG	3FGA	Pct				Off	Def	Tot	Avg									
Northern Kentucky	11/16/14		2	1	1	1.000	0	0	.000	0	0	.000	1	0	1	1.0	0	0	0	0	0	0	0	2	2.0
Central Arkansas	11/18/14		3	0	0	.000	0	0	.000	0	0	.000	0	0	0	0.5	0	0	0	1	0	0	0	0	1.0
at Rhode Island	11/22/14		DNP-CD																						
Omaha	11/25/14		1	0	0	.000	0	0	.000	0	0	.000	0	0	0	0.3	0	0	0	0	0	0	0	0	0.7
Tennessee-Martin	11/28/14		DNP-CD																						
at Florida State	12/1/14		DNP-CD																						
Creighton	12/7/14		DNP-CD																						
Incarname Word	12/10/14		DNP-CD																						
Cincinnati	12/13/14		DNP-CD																						
at Hawai'i	12/22/14		DNP-CD																						
vs. Loyola Marymount	12/23/14		DNP-CD																						
vs. Ohio	12/25/14		DNP-CD																						
Indiana	12/31/14		DNP-CD																						
at Iowa	1/5/15		DNP-CD																						
Rutgers	1/8/15		DNP-CD																						
Illinois	1/11/15		DNP-CD																						
at Wisconsin	1/15/15		DNP-CD																						
Minnesota	1/20/15		DNP-CD																						
Michigan State	1/24/15		DNP-CD																						
Michigan	1/27/15		DNP-CD																						
at Minnesota	01/31/15		1	0	0	.000	0	0	.000	0	0	.000	0	0	0	0.3	0	0	0	0	0	0	0	0	0.5
Northwestern	2/3/15		DNP-CD																						
<b>Totals</b>		<b>0</b>	<b>7</b>	<b>1</b>	<b>1</b>	<b>1.000</b>	<b>0</b>	<b>0</b>	<b>.000</b>	<b>0</b>	<b>0</b>	<b>.000</b>	<b>1</b>	<b>0</b>	<b>1</b>	<b>0.3</b>	<b>0</b>	<b>0</b>	<b>0</b>	<b>1</b>	<b>0</b>	<b>0</b>	<b>0</b>	<b>2</b>	<b>0.5</b>

NOTING KURKOWSKI

**Overview:** Fifth-year walk-on who provides depth in the post...Agricultural engineering major who is on an academic scholarship and will graduate this December...Three-time Academic All-Big Ten pick...Hails from Grant, Neb., which is located in the southwestern corner of the state and has a population of 1,137.

**2014-15 Highlights:** Played the final two minutes in the win over Northern Kentucky and had an offensive rebound and a tip-in...played the final three minutes vs. Central Arkansas, but had no stats...Saw action in the final minute vs. Omaha...Played the final minute at Minnesota.

MISC. STATS

Category	2014-15	Career
Double-Figure Scoring	0	0
Double-Figure Rebounding	0	0
Double-Figure Assists	0	0
Double-Doubles	0	0
Led NU in Scoring	0	0
Led NU in Rebounding	0	0
Led NU in Assists	0	0
20+ Point Games	0	0
30+ Point Games	0	0

TOP PERFORMANCES OF 2014-15

Category	No.	Opponent (Date)
Points	2	Northern Kentucky (11/16)
Rebounds	1	Northern Kentucky (11/16)
Assists	0	N/A



## NEBRASKA GAME-BY-GAME BOX SCORES

**Northern Kentucky vs Nebraska**  
**11/16/14 1:05 p.m. at Pinnacle Bank Arena (Lincoln, Neb.)**

**Northern Kentucky 61 • 0-2**

#	Player	Total			3-Ptr			Rebounds			PF	TP	A	TO	Blk	Stl	Min
		FG-FGA	FG-FGA	FT-FTA	FG-FGA	FG-FGA	FT-FTA	Off	Def	Tot							
20	GIESLER, Jake	f	2-7	0-1	0-2	3	4	7	4	4	2	0	0	0	0	25	
21	BILLUPS, Jalen	c	2-4	0-0	3-5	1	0	1	4	7	0	4	0	0	0	15	
03	WHITE, Tyler	g	2-6	0-2	1-2	2	1	3	3	5	0	2	0	0	0	17	
33	MONACO, Anthony	g	4-9	4-7	0-0	0	6	6	2	12	0	0	0	1	25		
44	DANOS, Dean	g	1-3	0-1	0-0	0	1	1	0	2	0	0	0	0	7		
00	JACKSON, Chad	g	1-4	0-0	0-0	0	1	1	5	2	1	0	0	0	23		
02	PERSONS, Tayler	g	4-10	0-2	5-8	1	4	5	3	13	4	3	0	2	26		
04	COLE, Deontae	g	2-6	2-5	0-0	1	0	1	0	6	0	0	0	0	21		
05	GARNETT, Jordan	g	0-3	0-1	0-0	2	3	5	2	0	0	2	0	0	15		
13	CAMPS, Daniel	g	1-2	0-0	2-4	1	0	1	0	4	1	0	0	0	8		
23	JOHNSON, Todd	g	0-1	0-1	0-0	1	1	2	0	0	1	1	0	0	4		
25	MURRAY, Cole	g	2-3	2-3	0-0	1	0	1	1	6	0	0	0	0	14		
	Team					2	0	2			1						
	<b>Totals</b>		<b>21-58</b>	<b>8-23</b>	<b>11-21</b>	<b>15</b>	<b>21</b>	<b>36</b>	<b>24</b>	<b>61</b>	<b>9</b>	<b>13</b>	<b>0</b>	<b>3</b>	<b>200</b>		

FG % 1st Half: 12-31 38.7% 2nd half: 9-27 33.3% Game: 21-58 36.2% Deadball Rebounds 5  
 3FG % 1st Half: 4-12 33.3% 2nd half: 4-11 36.4% Game: 8-23 34.8%  
 FT % 1st Half: 2-8 25.0% 2nd half: 9-13 69.2% Game: 11-21 52.4%

**Nebraska 80 • 1-0**

#	Player	Total			3-Ptr			Rebounds			PF	TP	A	TO	Blk	Stl	Min
		FG-FGA	FG-FGA	FT-FTA	FG-FGA	FG-FGA	FT-FTA	Off	Def	Tot							
02	Rivers, David	f	5-5	0-0	2-2	4	2	6	3	12	1	0	0	1	27		
31	Shields, Shavon	f	4-4	0-0	10-10	0	4	4	2	18	2	2	0	1	27		
35	Pitchford, Walter	f	1-6	1-5	0-0	0	4	4	4	3	1	2	3	1	26		
00	Webster, Tai	g	2-8	1-5	3-4	0	2	2	4	8	1	2	0	0	25		
05	Petteway, Terran	g	7-15	6-9	5-7	0	6	6	2	25	1	0	2	1	33		
03	Parker, Benny	g	1-6	0-2	2-3	0	2	2	0	4	2	1	0	2	24		
10	Menke, Trevor	g	0-1	0-1	0-0	0	0	0	0	0	0	0	0	0	2		
11	Smith, Tarin	g	1-1	0-0	4-4	0	0	0	2	6	1	0	0	0	16		
12	Abraham, Moses	g	1-1	0-0	0-0	1	4	5	4	2	1	2	2	0	12		
23	Fuller, Nick	g	0-0	0-0	0-0	0	0	0	1	0	0	0	0	0	3		
24	Hammond, Jake	g	0-0	0-0	0-0	0	1	1	0	0	0	1	0	0	3		
44	Kurkowski, Kye	g	1-1	0-0	0-0	1	0	1	0	2	0	0	0	0	2		
	Team					0	2	2									
	<b>Totals</b>		<b>23-48</b>	<b>8-22</b>	<b>26-30</b>	<b>6</b>	<b>27</b>	<b>33</b>	<b>22</b>	<b>80</b>	<b>10</b>	<b>10</b>	<b>7</b>	<b>6</b>	<b>200</b>		

FG % 1st Half: 13-26 50.0% 2nd half: 10-22 45.5% Game: 23-48 47.9% Deadball Rebounds 2  
 3FG % 1st Half: 5-13 38.5% 2nd half: 3-9 33.3% Game: 8-22 36.4%  
 FT % 1st Half: 14-18 77.8% 2nd half: 12-12 100.0% Game: 26-30 86.7%

Officials: Chris Beaver, Lewis Garrison, Tyler Ford  
 Technical fouls: Northern Kentucky-None. Nebraska-None.  
 Attendance: 15479  
 Actual Attendance: 12,594  
 Regular Season Home Opener

Score by periods	1st	2nd	Total
Northern Kentucky	30	31	61
Nebraska	45	35	80

Last FG - NKU 2nd-02:35, NEB 2nd-00:31.  
 Largest lead - NKU by 6 1st-16:36, NEB by 22 2nd-03:52.  
 NKU led for 03:29, NEB led for 34:32. Game was tied for 01:53.

**Nebraska vs Rhode Island**  
**11/22/14 7:05 PM at Kingston, RI (Thomas M. Ryan Center)**

**Nebraska 62 • 2-1**

#	Player	Total			3-Ptr			Rebounds			PF	TP	A	TO	Blk	Stl	Min
		FG-FGA	FG-FGA	FT-FTA	FG-FGA	FG-FGA	FT-FTA	Off	Def	Tot							
02	Rivers, David	f	2-4	0-0	2-2	0	2	2	3	6	1	1	1	0	34		
05	Petteway, Terran	f	5-18	1-7	4-4	0	3	3	4	15	0	8	4	1	40		
35	Pitchford, Walter	f	0-4	0-4	3-5	1	2	3	4	3	2	0	0	1	26		
00	Webster, Tai	g	1-3	0-2	0-0	1	1	2	3	2	0	1	0	2	24		
31	Shields, Shavon	g	10-17	1-5	4-5	3	6	9	1	25	1	2	0	1	43		
03	Parker, Benny	g	2-6	0-1	3-4	0	3	3	5	7	3	3	0	1	28		
11	Smith, Tarin	g	1-4	1-1	0-0	0	1	1	1	3	3	0	0	0	15		
12	Abraham, Moses	g	0-1	0-0	1-2	1	6	7	2	1	0	1	1	0	15		
	Team					1	5	6									
	<b>Totals</b>		<b>21-57</b>	<b>3-20</b>	<b>17-22</b>	<b>7</b>	<b>29</b>	<b>36</b>	<b>23</b>	<b>62</b>	<b>10</b>	<b>16</b>	<b>6</b>	<b>6</b>	<b>225</b>		

FG % 1st Half: 9-29 31.0% 2nd half: 11-24 45.8% OT: 1-4 25.0% Game: 21-57 36.8% Deadball Rebounds 1  
 3FG % 1st Half: 2-11 18.2% 2nd half: 1-7 14.3% OT: 0-2 0.0% Game: 3-20 15.0%  
 FT % 1st Half: 3-5 60.0% 2nd half: 7-8 87.5% OT: 7-9 77.8% Game: 17-22 77.3%

**Rhode Island 66 • 3-0**

#	Player	Total			3-Ptr			Rebounds			PF	TP	A	TO	Blk	Stl	Min
		FG-FGA	FG-FGA	FT-FTA	FG-FGA	FG-FGA	FT-FTA	Off	Def	Tot							
12	MARTIN, Hassan	f	2-5	0-1	4-6	4	8	12	5	8	0	2	4	1	38		
55	BIRUTA, Gilydydas	f	3-5	0-1	0-0	4	4	8	4	6	0	2	0	0	26		
00	MATTHEWS, E.C.	g	7-20	1-9	11-14	3	7	10	3	26	2	5	1	1	38		
10	MINNIS, Biggie	g	0-2	0-0	0-0	1	4	5	0	0	1	2	0	0	14		
32	TERRELL, Jared	q	4-14	2-5	2-6	0	2	2	3	12	1	3	0	1	40-		
01	GARRETT, Jarvis	g	0-5	0-2	1-3	0	3	3	2	1	3	0	0	1	22		
02	REISCHL, Jarelle	g	3-6	0-1	2-2	4	1	5	4	8	0	2	0	0	10		
13	BUCHANAN, T.J.	g	0-1	0-0	1-2	0	2	2	2	1	2	0	0	2	29		
33	WATSON, Earl	g	2-3	0-0	0-0	0	2	2	0	4	0	0	0	1	8		
	Team					0	0	0									
	<b>Totals</b>		<b>21-61</b>	<b>3-19</b>	<b>21-33</b>	<b>16</b>	<b>33</b>	<b>49</b>	<b>23</b>	<b>66</b>	<b>9</b>	<b>16</b>	<b>5</b>	<b>7</b>	<b>225</b>		

FG % 1st Half: 8-32 25.0% 2nd half: 10-23 43.5% OT: 3-6 50.0% Game: 21-61 34.4% Deadball Rebounds 7  
 3FG % 1st Half: 0-11 0.0% 2nd half: 1-6 16.7% OT: 2-2 100.0% Game: 3-19 15.8%  
 FT % 1st Half: 3-6 50.0% 2nd half: 13-19 68.4% OT: 5-8 62.5% Game: 21-33 63.6%

Score by periods	1st	2nd	OT	Total
Nebraska	23	30	9	62
Rhode Island	19	34	13	66

Last FG - NEB OT-00:04, URI OT-02:08.  
 Largest lead - NEB by 4 1st-05:45, URI by 7 OT-01:42.

**Official Basketball Box Score -- Game Totals -- Final Statistics**  
**Central Arkansas vs Nebraska**  
**11/18/14 7:02 p.m. at Pinnacle Bank Arena (Lincoln, Neb.)**

**Central Arkansas 56 • 0-3**

#	Player	Total			3-Ptr			Rebounds			PF	TP	A	TO	Blk	Stl	Min
		FG-FGA	FG-FGA	FT-FTA	FG-FGA	FG-FGA	FT-FTA	Off	Def	Tot							
04	Christensson, Albert	f	4-10	1-3	2-2	1	0	1	4	11	0	2	0	1	25		
52	Zuillhof, Jake	c	6-7	0-0	0-3	2	4	6	3	12	2	2	1	0	32		
01	Howard, Jordan	g	2-11	1-7	5-6	0	2	2	5	10	1	1	0	0	30		
10	Kamba, Mathieu	g	2-7	0-1	3-6	4	6	10	3	7	5	4	1	1	27		
00	Martin, Mike	g	1-7	1-3	0-0	0	3	3	3	3	1	3	0	3	29		
30	Milligan, Boo	g	1-6	1-6	1-2	0	1	1	3	4	1	3	0	0	22		
03	Simmons, Tyler	g	0-1	0-0	0-0	0	0	0	0	0	0	0	0	0	0+		
13	Iyekekpolor, Otas	g	1-1	1-1	0-0	0	1	1	1	3	0	0	0	0	4		
21	Fiegler, Joel	g	0-2	0-0	0-0	1	4	5	1	0	1	1	1	1	14		
25	Unruh, Thatch	g	2-6	2-5	0-0	0	2	2	3	6	2	1	0	0	17		
	Team					4	0	4			1						
	<b>Totals</b>		<b>19-58</b>	<b>7-26</b>	<b>11-19</b>	<b>12</b>	<b>23</b>	<b>35</b>	<b>26</b>	<b>56</b>	<b>13</b>	<b>18</b>	<b>3</b>	<b>6</b>	<b>200</b>		

FG % 1st Half: 11-31 35.5% 2nd half: 8-27 29.6% Game: 19-58 32.8% Deadball Rebounds 5  
 3FG % 1st Half: 4-12 33.3% 2nd half: 3-14 21.4% Game: 7-26 26.9%  
 FT % 1st Half: 8-11 72.7% 2nd half: 3-8 37.5% Game: 11-19 57.9%

**Nebraska 82 • 2-0**

#	Player	Total			3-Ptr			Rebounds			PF	TP	A	TO	Blk	Stl	Min
		FG-FGA	FG-FGA	FT-FTA	FG-FGA	FG-FGA	FT-FTA	Off	Def	Tot							
02	Rivers, David	f	2-2	0-0	4-4	3	2	5	3	8	1	0	0	0	24		
05	Petteway, Terran	f	8-17	3-9	4-5	0	3	3	0	23	1	4	1	0	27		
31	Shields, Shavon	f	4-7	0-1	8-11	3	8	11	2	16	4	3	2	1	33		
35	Pitchford, Walter	f	2-6	0-2	0-0	0	4	4	3	4	0	1	1	0	20		
00	Webster, Tai	g	5-7	1-3	2-5	0	3	2	13	2	4	0	4	26			
03	Parker, Benny	g	2-3	1-1	3-4	0	1	1	0	8	2	0	0	2	25		
10	Menke, Trevor	g	0-0	0-0	0-0	0	0	0	0	0	0	0	0	0	3		
11	Smith, Tarin	g	1-3	0-0	2-4	0	1	1	2	4	1	0	0	1	16		
12	Abraham, Moses	g	2-3	0-0	0-0	2	4	6	2	4	0	1	0	0	10		
23	Fuller, Nick	g	0-1	0-0	0-0	0	1	1	0	0	1	1	0	0	5		
24	Hammond, Jake	g	1-2	0-0	0-1	1	0	1	1	2	0	0	1	0	8		
44	Kurkowski, Kye	g	0-0	0-0	0-0	0	0	0	0	0	0	1	0	0	3		
	Team					1	3										

## NEBRASKA GAME-BY-GAME BOX SCORES

**Tennessee-Martin vs Nebraska**  
11/28/14 7:02 p.m. at Pinnacle Bank Arena (Lincoln, Neb.)

**Tennessee-Martin 64 • 3-2**

##	Player	Total			3-Ptr			Rebounds			PF	TP	A	TO	Blk	Stl	Min
		FG-FGA	FG-FGA	FT-FTA	FG-FGA	FG-FGA	FT-FTA	Off	Def	Tot							
30	HOWARD, Twymond	f	8-12	2-5	0-0	1	2	3	4	18	0	3	0	1	31		
33	TAYLOR, Myles	f	2-5	0-0	7-7	2	2	4	4	11	0	5	0	0	26		
03	ANDERSON, Alex	g	4-7	2-4	0-0	0	2	2	2	10	2	0	0	1	28		
24	SMITH, Deville	g	5-13	5-11	0-0	0	6	6	3	15	6	1	0	3	38		
25	NEWELL, Marshun	g	2-6	2-4	0-0	1	1	2	0	6	3	2	0	3	32		
01	OLDHAM, Dee	g	0-2	0-2	0-0	0	2	2	1	0	0	2	1	0	15		
10	ROWE, Chandler	g	0-0	0-0	0-0	0	0	0	1	0	0	0	0	0	0+		
11	DURHAM, Terrence	g	0-1	0-1	0-0	0	0	0	0	0	0	1	0	1	7		
20	JOSEPH, Arkeem	g	2-6	0-0	0-0	1	3	4	3	4	0	3	1	1	22		
40	MARTINEZ, Javier	g	0-0	0-0	0-0	0	0	0	0	0	0	0	0	0	1		
	Team					0	2	2									
	Totals		23-52	11-27	7-7	5	20	25	18	64	11	18	2	10	200		

FG % 1st Half: 9-22 40.9% 2nd half: 14-30 46.7% Game: 23-52 44.2% Deadball Rebounds: 0  
3FG % 1st Half: 5-10 50.0% 2nd half: 6-17 35.3% Game: 11-27 40.7%  
FT % 1st Half: 4-4 100.0 2nd half: 3-3 100.0 Game: 7-7 100.0

**Nebraska 75 • 4-1**

##	Player	Total			3-Ptr			Rebounds			PF	TP	A	TO	Blk	Stl	Min
		FG-FGA	FG-FGA	FT-FTA	FG-FGA	FG-FGA	FT-FTA	Off	Def	Tot							
02	Rivers, David	f	3-5	0-0	0-0	2	4	6	2	6	0	1	0	0	30		
31	Shields, Shavon	f	2-9	1-3	0-0	1	3	4	0	5	2	3	0	0	37		
35	Pitchford, Walter	f	6-11	6-10	1-2	0	3	3	4	19	1	2	0	0	32		
03	Parker, Benny	g	2-5	0-1	5-5	1	1	2	0	9	1	3	0	1	20		
05	Petteway, Terran	g	5-11	2-6	6-8	0	4	4	1	18	8	2	1	2	36		
00	Webster, Tai	g	3-6	1-3	0-0	0	3	3	1	7	1	2	1	0	16		
11	Smith, Tarin	g	2-3	0-0	0-0	0	2	2	1	4	0	1	0	0	10		
12	Abraham, Moses	g	3-5	0-0	1-1	4	1	5	3	7	0	2	1	0	19		
	Team					2	3	5									
	Totals		26-55	10-23	13-16	10	24	34	12	75	13	16	3	3	200		

FG % 1st Half: 15-29 51.7% 2nd half: 11-26 42.3% Game: 26-55 47.3% Deadball Rebounds: 2  
3FG % 1st Half: 8-14 57.1% 2nd half: 2-9 22.2% Game: 10-23 43.5%  
FT % 1st Half: 2-3 66.7% 2nd half: 11-13 84.6% Game: 13-16 81.3%

Officials: Lamont Simpson, Glenn Mayborg, Rob Kueneman  
Technical fouls: Tennessee-Martin-None. Nebraska-None.  
Attendance: 15987

Score by periods	1st	2nd	Total
Tennessee-Martin	27	37	64
Nebraska	40	35	75

Points	In	Off	2nd	Fast	Bench
UTM	18	15	5	4	4
NEB	24	20	10	4	18

Last FG - UTM 2nd-00:24, NEB 2nd-03:41.  
Largest lead - UTM by 1 1st-16:22, NEB by 19 2nd-14:26.

Score tied - 1 time.  
Lead changed - 4 times.

**Nebraska vs Florida State**  
12/01/14 7:00 pm at the Tucker Center - Tallahassee, Florida

**Nebraska 70 • 5-1**

##	Player	Total			3-Ptr			Rebounds			PF	TP	A	TO	Blk	Stl	Min
		FG-FGA	FG-FGA	FT-FTA	FG-FGA	FG-FGA	FT-FTA	Off	Def	Tot							
02	Rivers, David	f	2-6	0-0	1-2	4	2	6	3	5	1	1	0	1	34		
35	Pitchford, Walter	f	2-4	2-3	0-0	0	1	1	4	6	0	1	1	0	17		
03	Parker, Benny	g	2-4	1-1	2-2	1	2	3	2	7	2	2	0	4	35		
05	Petteway, Terran	g	8-22	2-7	7-9	1	4	5	5	25	2	5	0	1	34		
31	Shields, Shavon	g	8-13	1-3	4-4	1	7	8	3	21	2	2	0	0	33		
00	Webster, Tai	g	0-6	0-4	1-2	0	0	0	5	1	3	1	0	0	16		
11	Smith, Tarin	g	1-2	1-1	0-0	0	1	1	1	3	1	1	0	1	8		
12	Abraham, Moses	g	1-1	0-0	0-0	0	3	3	4	2	0	0	0	0	19		
24	Hammond, Jake	g	0-0	0-0	0-0	0	0	0	1	0	1	0	0	0	4		
	Team					1	2	3									
	Totals		24-58	7-19	15-19	8	22	30	28	70	12	13	1	7	200		

FG % 1st Half: 14-33 42.4% 2nd half: 10-25 40.0% Game: 24-58 41.4% Deadball Rebounds: 1  
3FG % 1st Half: 5-11 45.5% 2nd half: 2-8 25.0% Game: 7-19 36.8%  
FT % 1st Half: 4-4 100.0 2nd half: 11-15 73.3% Game: 15-19 78.9%

**Florida State 65 • 3-4**

##	Player	Total			3-Ptr			Rebounds			PF	TP	A	TO	Blk	Stl	Min
		FG-FGA	FG-FGA	FT-FTA	FG-FGA	FG-FGA	FT-FTA	Off	Def	Tot							
05	Smith, Jarquez	f	1-4	0-1	2-2	2	4	6	3	4	1	2	1	0	26		
11	Turpin, Kiel	f	4-6	0-0	0-0	2	1	3	3	8	0	1	0	1	8		
22	Rathan-Mayes, Xavier	g	6-17	2-11	3-4	1	3	4	1	17	6	7	0	0	37		
24	Berwick, Robbie	g	0-4	0-2	2-2	2	2	4	1	2	0	0	0	0	15		
32	Brandon, Montay	g	3-9	0-1	3-6	1	3	4	1	9	1	0	0	2	37		
00	Cofer, Phil	g	0-2	0-0	0-0	0	0	0	1	0	0	0	0	0	9		
04	Watkins, Dayshawn	g	0-0	0-0	1-2	0	0	0	0	1	0	2	0	1	7		
15	Bojanovsky, Boris	g	5-5	0-0	0-2	2	8	10	3	10	1	1	2	1	23		
25	Thomas, Aaron	g	2-6	0-3	7-10	0	2	2	4	11	1	4	0	0	29		
50	Ojo, Michael	g	1-1	0-0	1-4	0	4	4	0	3	0	0	0	1	9		
	Team					4	4	4									
	Totals		22-54	2-18	19-32	14	27	41	17	65	10	17	3	6	200		

FG % 1st Half: 7-25 28.0% 2nd half: 15-29 51.7% Game: 22-54 40.7% Deadball Rebounds: 9.2  
3FG % 1st Half: 0-10 0.0% 2nd half: 2-8 25.0% Game: 2-18 11.1%  
FT % 1st Half: 7-16 43.8% 2nd half: 12-16 75.0% Game: 19-32 59.4%

Officials: Karl Hess, Mike Eades, Michael Roberts  
Technical fouls: Nebraska-None. Florida State-None.  
Attendance: 6406  
ACC-Big Ten Challenge

Score by periods	1st	2nd	Total
Nebraska	37	33	70
Florida State	21	44	65

Points	In	Off	2nd	Fast	Bench
NEB	24	11	10	2	6
FS	28	13	11	4	25

Last FG - NEB 2nd-01:07, FS 2nd-00:15.  
Largest lead - NEB by 18 2nd-19:42, FS by 1 1st-10:18.

Score tied - 0 times.  
Lead changed - 2 times.

**Official Basketball Box Score -- Game Totals -- Final Statistics**  
**Creighton vs Nebraska**  
12/07/14 6:06 p.m. at Pinnacle Bank Arena (Lincoln, Neb.)

**Creighton 65 • 7-2**

##	Player	Total			3-Ptr			Rebounds			PF	TP	A	TO	Blk	Stl	Min
		FG-FGA	FG-FGA	FT-FTA	FG-FGA	FG-FGA	FT-FTA	Off	Def	Tot							
32	HEGNER, Toby	f	0-5	0-5	0-0	1	2	2	0	0	0	2	0	0	12		
40	HANSON, Zach	f	3-4	0-0	0-0	0	2	2	2	6	0	1	0	0	25		
01	CHATMAN, Austin	g	7-11	2-4	3-5	0	7	7	1	19	6	2	0	1	37		
22	BROOKS, Devin	g	2-7	0-2	0-0	1	2	3	1	4	4	1	0	0	21		
05	DINGMAN, Avery	g	2-5	2-3	0-0	0	1	1	1	6	2	0	0	0	29		
15	KREKLOW, Rick	g	3-3	3-3	0-0	1	3	4	1	9	2	3	0	0	24		
21	ZIERDEN, Isaiah	g	3-7	3-6	4-4	0	5	5	1	13	1	0	0	0	32		
23	MILLIKEN, James	g	0-1	0-0	0-0	0	3	3	0	0	0	1	0	0	6		
31	ARTINO, Will	g	4-8	0-0	0-0	3	3	6	4	8	0	4	1	0	14		
	Team					3	0	3									
	Totals		24-51	10-23	7-9	9	27	36	13	65	15	12	3	1	200		

FG % 1st Half: 11-24 45.8% 2nd half: 13-27 48.1% Game: 24-51 47.1% Deadball Rebounds: 1  
3FG % 1st Half: 5-11 45.5% 2nd half: 5-12 41.7% Game: 10-23 43.5%  
FT % 1st Half: 0-0 0.0% 2nd half: 7-9 77.8% Game: 7-9 77.8%

**Nebraska 55 • 5-2**

##	Player	Total			3-Ptr			Rebounds			PF	TP	A	TO	Blk	Stl	Min
		FG-FGA	FG-FGA	FT-FTA	FG-FGA	FG-FGA	FT-FTA	Off	Def	Tot							
02	Rivers, David	f	4-7	0-0	1-3	3	5	8	2	9	2	0	0	1	28		
05	Petteway, Terran	f	8-20	4-11	1-2	0	3	3	2	21	3	2	1	0	37		
31	Shields, Shavon	f	3-10	0-2	1-3	2	3	5	3	7	5	2	0	0	38		
35	Pitchford, Walter	f	1-9	0-5	0-0	2	1	3	2	0	2	0	0	0	17		
03	Parker, Benny	g	3-5	2-2	0-0	0	1	1	1	8	3	3	0	1	31		
00	Webster, Tai	g	1-5	0-2	0-0	2	3	5	4	2	1	1	0	0	19		
11	Smith, Tarin	g	1-3	0-1	0-0	2	0	2	1	2	0	0	1	0	15		
12	Abraham, Moses	g	2-2	0-0	0-0	3	2	5	1	4	0	1	1	2	15		
	Team					0	1	1									
	Totals		23-61	6-23	3-8	14	19	33	17	55	14	11	3	4	200		

FG % 1st Half: 12-33 36.4% 2nd half: 11-28 39.3% Game: 23-61 37.7% Deadball Rebounds: 2  
3FG % 1st Half: 3-13 23.1% 2nd half: 3-10 30.0% Game: 6-23 26.1%  
FT % 1st Half: 1-2 50.0% 2nd half: 2-6 33.3% Game: 3-8 37.5%

Officials: Pat Driscoll, Terry Oglesby, Tom Eades  
Technical fouls: Creighton-None. Nebraska-None.  
Attendance: 15782

Score by periods	1st	2nd	Total
Creighton	27	38	65
Nebraska	28	27	55

Points	In	Off	2nd	Fast	Bench
CREI	22	6	9	2	30
NEB	22	17	14	6	8

Last FG - CREI 2nd-01:06, NEB 2nd-00:33.  
Largest lead - CREI by 10 2nd-00:40,

## NEBRASKA GAME-BY-GAME BOX SCORES

### Official Basketball Box Score -- Game Totals -- Final Statistics Cincinnati vs Nebraska 12/13/14 8:06 p.m. at Pinnacle Bank Arena (Lincoln, Neb.)

Cincinnati 55 • 6-2

#	Player	Total			3-Ptr			Rebounds			PF	TP	A	TO	Blk	Stl	Min
		FG-FGA	FG-FGA	FT-FTA	Off	Def	Tot	Off	Def	Tot							
02	ELLIS, Octavius	f	2-4	0-0	2-5	2	7	9	2	6	1	5	2	0	33		
03	THOMAS, Shaq	f	2-8	0-0	1-3	1	7	8	0	5	0	1	0	1	27		
11	CLARK, Gary	f	3-9	0-0	2-6	4	4	8	4	8	1	1	1	0	32		
10	CAUPAIN, Troy	g	5-13	0-1	3-3	2	2	4	2	13	6	2	0	5	45		
25	JOHNSON, Kevin	g	1-7	1-5	0-0	0	1	1	3	3	0	1	0	0	25		
00	MOORE, Quadri		1-2	0-1	0-0	1	0	1	0	2	0	0	0	1	9		
01	MORMAN, Deshaun		1-5	0-1	2-2	0	0	0	4	4	0	3	0	0	19		
15	SANDERS, Jermaine		2-4	0-2	2-5	1	0	1	4	6	1	1	0	2	22		
21	COBB, Farad		2-9	2-7	0-0	1	4	5	1	6	1	0	0	0	29		
22	DeBERRY, Coreontae		1-2	0-0	0-0	1	1	2	1	2	1	1	0	0	9		
	Team					3	1	4			3						
	Totals		20-63	3-17	12-24	16	27	43	21	55	11	18	3	9	250		

FG % 1st Half: 9-28 32.1% 2nd half: 9-26 34.6% OT: 2-9 22.2% Game: 20-63 31.7% Deadball Rebounds: 5  
 3FG % 1st Half: 1-8 12.5% 2nd half: 1-5 20.0% OT: 1-4 25.0% Game: 3-17 17.6%  
 FT % 1st Half: 2-4 50.0% 2nd half: 4-10 40.0% OT: 6-10 60.0% Game: 12-24 50.0%

Nebraska 56 • 6-3

#	Player	Total			3-Ptr			Rebounds			PF	TP	A	TO	Blk	Stl	Min
		FG-FGA	FG-FGA	FT-FTA	Off	Def	Tot	Off	Def	Tot							
02	Rivers, David	f	2-6	0-0	2-2	0	8	8	4	6	1	2	2	0	47		
35	Pitchford, Walter	f	3-10	2-5	1-2	4	6	10	3	9	0	2	1	0	48		
03	Parker, Benny	g	2-5	0-1	2-4	0	5	5	3	6	0	4	0	2	44		
05	Petteway, Terran	g	5-15	1-7	2-2	1	8	9	5	13	2	5	1	1	31		
31	Shields, Shavon	g	3-9	0-2	7-7	1	6	7	3	13	0	7	0	2	46		
00	Webster, Tai		1-4	1-2	6-6	2	1	3	1	9	0	1	0	0	28		
11	Smith, Tarin		0-0	0-0	0-0	0	0	0	2	0	0	1	0	0	6		
	Team					0	0	0									
	Totals		16-49	4-17	20-23	8	34	42	21	56	3	22	4	5	250		

FG % 1st Half: 8-18 44.4% 2nd half: 6-23 26.1% OT: 2-8 25.0% Game: 16-49 32.7% Deadball Rebounds: 1  
 3FG % 1st Half: 3-7 42.9% 2nd half: 1-8 12.5% OT: 0-2 0.0% Game: 4-17 23.5%  
 FT % 1st Half: 4-6 66.7% 2nd half: 8-9 88.9% OT: 8-8 100.0% Game: 20-23 87.0%

Officials: Lamont Simpson, Mark Whitehead, Paul Zelic  
 Technical fouls: Cincinnati-None. Nebraska-None.  
 Attendance: 15607  
 Actual Attendance: 14894

Score by periods	1st	2nd	OT	OT2	Total
Cincinnati	21	23	8	3	55
Nebraska	23	21	8	4	56

	In	Off	2nd	Fast	Bench
Points	Paint	T/O	Chance	Break	
CIN	22	22	9	12	20
NEB	20	10	9	2	9

Last FG - CIN OT2-03:42, NEB OT2-01:14.  
 Largest lead - CIN by 3 OT-00:26, NEB by 13 1st-06:21.

Score tied - 9 times.  
 Lead changed - 8 times.

### Official Basketball Box Score -- Game Totals -- Final Statistics Nebraska vs Hawai'i 12-22-14 8:00pm at Honolulu, O'ahu - Stan Sheriff Center

Nebraska 58 • 6-4 (0-1 DHC)

#	Player	Total			3-Ptr			Rebounds			PF	TP	A	TO	Blk	Stl	Min
		FG-FGA	FG-FGA	FT-FTA	Off	Def	Tot	Off	Def	Tot							
02	Rivers, David	*	1-4	0-0	0-0	4	2	6	2	2	0	1	0	1	26		
03	Parker, Benny	*	5-7	1-1	1-3	1	2	3	3	12	3	3	0	0	27		
05	Petteway, Terran	*	4-12	1-5	5-9	0	2	2	4	14	2	2	1	2	29		
31	Shields, Shavon	*	3-11	0-3	6-8	1	7	8	4	12	1	3	0	1	39		
35	Pitchford, Walter	*	3-6	3-6	1-2	2	8	10	3	10	0	4	2	1	35		
00	Webster, Tai		0-1	0-0	0-0	1	1	2	3	0	1	3	1	1	16		
11	Smith, Tarin		4-5	0-1	0-1	2	0	2	2	8	0	1	0	0	22		
23	Fuller, Nick		0-0	0-0	0-0	0	0	0	1	0	0	0	0	0	3		
24	Hammond, Jake		0-0	0-0	0-0	0	1	1	0	0	0	1	0	0	3		
	Team					0	5	5									
	Totals		20-46	5-16	13-23	11	28	39	22	58	7	18	4	6	200		

FG % 1st Half: 7-23 30.4% 2nd half: 13-23 56.5% Game: 20-46 43.5% Deadball Rebounds: 2  
 3FG % 1st Half: 2-11 18.2% 2nd half: 2-6 33.3% Game: 5-16 31.3%  
 FT % 1st Half: 6-12 50.0% 2nd half: 7-11 63.6% Game: 13-23 56.5%

Hawai'i 66 • 8-3 (1-0 DHC)

#	Player	Total			3-Ptr			Rebounds			PF	TP	A	TO	Blk	Stl	Min
		FG-FGA	FG-FGA	FT-FTA	Off	Def	Tot	Off	Def	Tot							
01	Nevels, Garrett	*	2-11	2-6	4-4	4	3	7	2	10	0	1	0	1	35		
05	Bobbitt, Roderick	*	3-6	1-2	0-0	0	4	4	2	7	4	0	1	0	36		
14	Webster-Chan, Negus	*	3-7	0-2	1-3	2	3	5	2	7	0	3	0	0	24		
23	Valdes, Aaron	*	5-12	0-2	5-6	1	5	6	3	15	0	0	2	35			
25	Thomas, Mike	*	4-9	0-0	1-1	3	1	4	5	9	0	1	0	0	12		
00	Fleming, Isaac		4-9	1-3	1-2	2	4	6	3	10	3	2	0	2	28		
11	Smith, Quincy		1-2	0-0	1-1	0	1	1	1	3	1	0	0	1	9		
15	Jovanovic, Stefan		0-0	0-0	0-0	0	0	0	1	0	0	0	0	0	4		
33	Jankovic, Stefan		2-8	0-3	1-2	2	1	3	4	5	1	3	0	1	17		
	Team					2	0	2									
	Totals		24-64	4-18	14-19	16	22	38	23	66	9	11	0	9	200		

FG % 1st Half: 12-33 36.4% 2nd half: 12-31 38.7% Game: 24-64 37.5% Deadball Rebounds: 1  
 3FG % 1st Half: 2-11 18.2% 2nd half: 2-7 28.6% Game: 4-18 22.2%  
 FT % 1st Half: 8-11 72.7% 2nd half: 6-8 75.0% Game: 14-19 73.7%

Officials: Don Dally, Jose Carrion, Tom Short  
 Technical fouls: Nebraska-Petteway, Terran. Hawai'i-Fleming, Isaac.  
 Attendance: 8448

Score by periods	1st	2nd	Total
Nebraska	23	35	58
Hawai'i	34	32	66

	In	Off	2nd	Fast	Bench
Points	Paint	T/O	Chance	Break	
NEB	28	9	1	8	8
UH	32	18	12	10	18

Last FG - NEB 2nd-00:53, UH 2nd-00:32.  
 Largest lead - NEB by 3 2nd-12:23, UH by 11 1st-01:03.  
 NEB led for 05:00. UH led for 31:28. Game was tied for 03:26.

Score tied - 5 times.  
 Lead changed - 6 times.

### Official Basketball Box Score -- Game Totals -- Final Statistics Loyola Marymount vs Nebraska 12/23/14 6:30pm at Stan Sheriff Center - Honolulu, O'ahu

Loyola Marymount 42 • 3-8, 0-2 DHC

#	Player	Total			3-Ptr			Rebounds			PF	TP	A	TO	Blk	Stl	Min
		FG-FGA	FG-FGA	FT-FTA	Off	Def	Tot	Off	Def	Tot							
01	PAYNE, Evan	*	2-13	0-7	3-4	0	2	2	2	7	0	5	0	1	22		
05	KRAJCOVIC, Simon	*	1-5	1-2	0-0	1	3	4	2	3	2	4	0	1	37		
14	SIAME, Patson	*	0-4	0-0	0-0	1	2	3	0	3	0	1	0	0	25		
22	OKONJU, Godwin	*	1-1	0-0	2-2	2	8	10	4	4	1	2	0	1	40-		
24	EGBEYEMI, Ayodeji	*	6-16	1-4	3-4	2	1	3	1	16	0	3	0	0	39		
10	HAYES, Matt		0-0	0-0	0-0	0	0	0	0	0	0	0	0	0	6		
11	HERMAN, Petr		0-0	0-0	0-0	0	0	0	0	0	0	0	0	0	1		
23	FLINT, Chase		0-1	0-1	0-0	1	0	1	2	0	0	0	0	0	9		
42	MORNAR, Marin		2-5	1-1	1-1	0	4	4	3	6	0	2	0	0	21		
45	HUMPHRIES, David		2-5	2-4	0-0	5	3	8	3	6	1	0	0	0	25		
	Team					4	1	5			3						
	Totals		14-50	5-19	9-11	16	24	40	20	42	5	20	0	3	225		

FG % 1st Half: 5-19 26.3% 2nd half: 7-21 33.3% OT: 2-10 20.0% Game: 14-50 28.0% Deadball Rebounds: 2  
 3FG % 1st Half: 2-7 28.6% 2nd half: 2-6 33.3% OT: 1-6 16.7% Game: 5-19 26.3%  
 FT % 1st Half: 4-4 100.0% 2nd half: 3-5 60.0% OT: 2-2 100.0% Game: 9-11 81.8%

Nebraska 50 • 7-4, 1-1 DHC

#	Player	Total			3-Ptr			Rebounds			PF	TP	A	TO	Blk	Stl	Min
		FG-FGA	FG-FGA	FT-FTA	Off	Def	Tot	Off	Def	Tot							
02	Rivers, David	*	0-2	0-0	0-0	1	2	3	2	0	1	0	1	1	36		
03	Parker, Benny	*	1-2	1-1	4-4	0	2	2	4	7	0	0	0	4	34		
05	Petteway, Terran	*	6-10	2-4	3-4	0	2	2	3	17	2	4	0	1	35		
31	Shields, Shavon	g	3-11	0-2	7-8	1	5	6	1	13	3	7	0	1	44		
35	Pitchford, Walter	*	3-9	2-6	2-3	0	8	8	3	10	0	0	0	0	44		
00	Webster, Tai		0-1	0-1	0-0	0	0	0	0	0	1	0	0	0	7		
11	Smith, Tarin		1-3	1-3	0-0	0	0	0	0	3	1						

## NEBRASKA GAME-BY-GAME BOX SCORES

**Indiana vs Nebraska**  
12/31/14 4:36 p.m. at Pinnacle Bank Arena (Lincoln, Neb.)

**Indiana 70 • 11-3, 1-0**

#	Player	Total			Rebounds			PF	TP	A	TO	Blk	Stl	Min	
		FG-FGA	3-PTA	FT-FTA	Off	Def	Tot								
05	Williams, Troy	f	6-10	0-1	1-2	3	3	6	3	13	1	2	0	0	23
12	Mosquera-Perea, H.	f	5-8	0-0	2-3	1	9	10	3	12	1	2	0	1	22
01	Blackmon Jr., James	g	2-9	2-5	2-5	1	7	8	1	8	1	3	0	0	26
04	Johnson, Robert	g	5-9	3-6	1-2	0	1	1	2	14	0	1	0	1	23
11	Ferrell, Kevin (Yogi)	g	2-7	1-5	0-0	0	5	5	1	5	8	1	0	0	35
02	Zeisloft, Nick	g	1-6	1-6	2-2	1	2	3	2	5	1	0	0	0	27
03	Hoetzel, Max	g	0-0	0-0	0-0	0	0	0	1	0	0	1	0	0	7
22	Robinson, Stanford	g	3-5	0-1	0-1	0	1	1	1	6	0	0	0	0	8
25	Holt, Emmitt	g	3-5	0-0	0-0	2	2	4	1	6	0	0	1	0	13
30	Hartman, Collin	g	0-1	0-0	1-2	2	2	4	2	1	1	1	1	0	16
Team						2	2	2							
Totals			27-60	7-24	9-17	12	32	44	17	70	13	11	2	2	200

FG % 1st Half: 16-34 47.1% 2nd half: 11-26 42.3% Game: 27-60 45.0%  
 3FG % 1st Half: 5-15 33.3% 2nd half: 2-9 22.2% Game: 7-24 29.2%  
 FT % 1st Half: 3-7 42.9% 2nd half: 6-10 60.0% Game: 9-17 52.9%

**Nebraska 65 • 8-5, 0-1**

#	Player	Total			Rebounds			PF	TP	A	TO	Blk	Stl	Min	
		FG-FGA	3-PTA	FT-FTA	Off	Def	Tot								
02	Rivers, David	f	1-3	0-0	2-2	1	2	3	5	4	1	1	0	0	29
31	Shields, Shavon	f	7-18	1-5	5-5	3	4	7	1	20	1	2	0	2	38
35	Pitchford, Walter	f	4-8	3-5	0-0	0	5	5	2	11	3	0	1	1	28
03	Parker, Benny	g	1-6	0-2	0-0	0	3	3	4	2	3	0	1	3	37
05	Petteway, Terran	g	8-19	3-6	4-8	0	8	8	1	23	3	3	2	0	38
00	Webster, Tai	g	1-3	0-0	0	1	2	3	3	2	0	0	0	0	15
11	Smith, Tarin	g	1-2	0-0	1-2	0	0	0	1	3	0	1	1	1	12
23	Fuller, Nick	g	0-0	0-0	0	0	0	0	0	0	0	0	0	0	3
Team						1	1	2							
Totals			23-59	7-18	12-17	6	25	31	17	65	11	8	5	7	200

FG % 1st Half: 12-32 37.5% 2nd half: 11-27 40.7% Game: 23-59 39.0%  
 3FG % 1st Half: 2-7 28.6% 2nd half: 5-11 45.5% Game: 7-18 38.9%  
 FT % 1st Half: 6-9 66.7% 2nd half: 6-8 75.0% Game: 12-17 70.6%

Officials: D.J. Carstensen, Glenn Mayborg, Kelly Pfeifer  
 Technical fouls: Indiana-None. Nebraska-None.  
 Attendance: 14987

Score by periods	1st	2nd	Total
Indiana	40	30	70
Nebraska	32	33	65

	In	Off	2nd	Fast	Bench
Points	Paint	T/O	Chance	Break	
IND	38	8	13	2	18
NEB	26	16	7	0	5

Last FG - IND 2nd-04:50, NEB 2nd-01:49.  
 Largest lead - IND by 16 1st-05:32, NEB by 5 1st-17:32.  
 IND led for 32:23. NEB led for 04:49. Game was tied for 02:48.

Score tied - 4 times.  
 Lead changed - 4 times.

**Rutgers vs Nebraska**  
01/08/15 8:05 p.m. at Pinnacle Bank Arena (Lincoln, Neb.)

**Rutgers 49 • 9-7, 1-2**

#	Player	Total			Rebounds			PF	TP	A	TO	Blk	Stl	Min	
		FG-FGA	3-PTA	FT-FTA	Off	Def	Tot								
10	ETOU, Junior	f	0-4	0-1	0-1	1	5	6	1	0	0	1	0	0	25
11	JACK, Kadeem	f	4-11	0-1	3-7	3	3	6	3	11	0	5	1	1	35
35	LEWIS, Greg	f	3-3	0-0	1-2	1	3	4	2	7	1	3	1	1	22
04	MACK, Myles	g	3-8	0-3	2-2	3	1	4	3	8	2	4	0	0	34
05	WILLIAMS, Mike	g	1-5	1-3	0-0	0	1	1	1	3	1	0	0	0	23
02	DANIELS, Bishop	g	3-6	0-1	6-8	1	4	5	1	12	0	2	0	0	15
03	OKORO, Kerwin	g	1-6	0-3	1-1	2	0	2	2	3	1	2	0	0	11
15	DADIKA, Jake	g	0-0	0-0	0-0	0	0	0	0	0	0	1	0	0	2
21	ZURICH, Stephen	g	0-0	0-0	0-0	0	0	0	0	0	0	0	0	0	2
22	FOREMAN, D.J.	g	0-3	0-0	0-2	1	1	2	1	0	0	0	0	0	16
23	HYDE, Jalen	g	1-1	0-0	0-0	0	1	1	0	2	0	0	0	0	2
33	BATIE, Khalil	g	1-2	1-1	0-0	2	0	2	0	3	0	0	0	1	3
40	DOORSON, Shaquille	g	0-0	0-0	0-0	0	1	1	0	0	0	0	0	0	10
Team						5	0	5							
Totals			17-49	2-13	13-23	19	20	39	16	49	5	19	2	3	200

FG % 1st Half: 8-22 36.4% 2nd half: 9-27 33.3% Game: 17-49 34.7%  
 3FG % 1st Half: 1-6 16.7% 2nd half: 1-7 14.3% Game: 2-13 15.4%  
 FT % 1st Half: 6-11 54.5% 2nd half: 7-12 58.3% Game: 13-23 56.5%

**Nebraska 65 • 9-6, 1-2**

#	Player	Total			Rebounds			PF	TP	A	TO	Blk	Stl	Min	
		FG-FGA	3-PTA	FT-FTA	Off	Def	Tot								
02	Rivers, David	f	2-2	0-0	0-0	1	1	2	4	4	1	0	0	0	21
05	Petteway, Terran	f	8-20	2-7	2-7	1	2	3	2	20	5	1	2	2	31
35	Pitchford, Walter	f	4-8	1-4	0-0	1	5	6	4	9	0	1	0	0	30
03	Parker, Benny	g	3-3	2-2	1-1	0	0	0	2	9	3	0	0	2	28
31	Shields, Shavon	g	5-12	0-2	1-2	0	6	6	3	11	2	2	0	3	34
00	Webster, Tai	g	0-2	0-0	1-2	0	0	0	1	1	0	0	0	1	3
11	Smith, Tarin	g	1-2	0-0	0-0	0	1	1	0	2	1	1	1	0	12
12	Abraham, Moses	g	2-3	0-0	1-1	3	0	3	2	5	0	1	0	0	13
21	Smith, Leslee	g	0-0	0-0	0-0	0	2	2	1	0	2	0	1	0	13
23	Fuller, Nick	g	2-2	0-0	0-0	3	1	4	1	4	0	2	0	0	13
24	Hammond, Jake	g	0-1	0-0	0-0	2	0	2	0	0	0	0	0	0	2
Team						1	1	2							
Totals			27-55	5-15	6-13	12	19	31	20	65	14	9	4	8	200

FG % 1st Half: 12-23 52.2% 2nd half: 15-32 46.9% Game: 27-55 49.1%  
 3FG % 1st Half: 1-7 14.3% 2nd half: 4-8 50.0% Game: 5-15 33.3%  
 FT % 1st Half: 1-2 50.0% 2nd half: 5-11 45.5% Game: 6-13 46.2%

Officials: Tom Eades, Terry Oglesby, Eric Curry  
 Technical fouls: Rutgers-TEAM. Nebraska-Pitchford, Walter.  
 Attendance: 14857  
 ACTUAL ATTENDANCE: 13,136

Score by periods	1st	2nd	Total
Rutgers	23	26	49
Nebraska	26	39	65

	In	Off	2nd	Fast	Bench
Points	Paint	T/O	Chance	Break	
RUTGERS	21	9	13	4	20
NEB	36	17	9	10	12

Last FG - RUTGERS 2nd-00:01, NEB 2nd-00:49.  
 Largest lead - RUTGERS by 7 1st-09:04, NEB by 19 2nd-00:49.

Score tied - 0 times.  
 Lead changed - 1 time.

**Nebraska vs Iowa**  
01/05/15 8:05 p.m. at Carver-Hawkeye Arena - Iowa City, IA

**Nebraska 59 • 8-6, 0-2**

#	Player	Total			Rebounds			PF	TP	A	TO	Blk	Stl	Min	
		FG-FGA	3-PTA	FT-FTA	Off	Def	Tot								
02	Rivers, David	f	2-4	0-0	2-3	1	0	1	5	6	1	0	0	2	24
05	Petteway, Terran	f	4-9	1-5	2-4	0	6	6	5	11	0	3	1	0	37
35	Pitchford, Walter	f	3-5	1-3	0-0	1	5	6	3	7	1	1	0	0	32
03	Parker, Benny	g	1-3	0-1	0-2	1	2	3	3	2	0	0	0	0	33
31	Shields, Shavon	g	9-18	0-2	7-10	1	5	6	2	25	1	3	0	0	36
00	Webster, Tai	g	0-1	0-1	0-0	1	0	1	0	1	0	1	2	0	7
11	Smith, Tarin	g	2-5	0-1	0-0	0	1	1	1	4	1	1	0	1	17
23	Fuller, Nick	g	1-3	0-1	2-2	1	0	1	1	4	0	0	1	0	11
24	Hammond, Jake	g	0-0	0-0	0-0	0	0	0	3	0	0	0	1	0	3
Team						1	3	4							
Totals			22-48	2-14	13-21	7	22	29	24	59	5	10	3	3	200

FG % 1st Half: 12-21 57.1% 2nd half: 10-27 37.0% Game: 22-48 45.8%  
 3FG % 1st Half: 2-9 22.2% 2nd half: 0-6 0.0% Game: 2-14 14.3%  
 FT % 1st Half: 2-6 33.3% 2nd half: 11-15 73.3% Game: 13-21 61.9%

**Iowa 70 • 11-4, 2-0**

#	Player	Total			Rebounds			PF	TP	A	TO	Blk	Stl	Min	
		FG-FGA	3-PTA	FT-FTA	Off	Def	Tot								
20	Uthoff, Jarrod	f	5-11	3-8	2-4	2	5	7	3	15	2	0	1	1	33
30	White, Aaron	f	5-10	1-3	12-15	3	6	9	1	23	0	1	2	2	36
34	Woodbury														

## NEBRASKA GAME-BY-GAME BOX SCORES

**Nebraska vs Wisconsin**  
01/15/15 8pm at Kohl Center, Madison, Wis.

**Nebraska 55 • 10-7, 2-3**

#	Player	Total			3-Ptr			Rebounds			PF	TP	A	TO	Blk	Stl	Min
		FG-FGA	FG-FGA	FT-FTA	FG-FGA	FG-FGA	FT-FTA	Off	Def	Tot							
02	Rivers, David	f	0-2	0-0	0-0	0	1	1	4	0	1	1	0	0	1	28	
35	Pitchford, Walter	f	3-8	1-5	0-0	0	4	4	1	7	1	1	0	0	0	30	
03	Parker, Benny	g	0-3	0-2	0-0	0	2	2	1	0	0	0	0	0	0	28	
01	Petteway, Terran	g	11-20	4-9	1-3	0	2	2	4	27	0	2	0	1	37		
31	Shields, Shavon	g	3-4	0-0	2-2	1	2	3	3	8	6	1	0	1	30		
00	Webster, Tai	g	0-0	0-0	1-1	0	0	0	0	0	1	0	0	0	2		
11	Smith, Tarin	g	3-7	0-1	0-0	1	0	1	1	6	0	0	0	0	21		
12	Abraham, Moses	g	0-2	0-0	1-2	3	1	4	2	1	0	0	0	1	10		
21	Smith, Leslee	g	1-4	0-0	3-4	1	2	3	2	5	0	0	0	1	9		
23	Fuller, Nick	g	0-0	0-0	1-2	0	0	0	0	1	0	0	0	0	3		
24	Hammond, Jake	g	0-0	0-0	0-0	0	1	1	0	0	0	0	0	0	2		
Team			2-13			1			3								
Totals			21-50	5-17	8-14	8	16	24	18	55	9	5	0	5	200		

FG % 1st Half: 11-27 40.7% 2nd half: 10-23 43.5% Game: 21-50 42.0% Deadball Rebounds 4.2  
 3FG % 1st Half: 4-13 30.8% 2nd half: 1-4 25.0% Game: 5-17 29.4%  
 FT % 1st Half: 1-2 50.0% 2nd half: 7-12 58.3% Game: 8-14 57.1%

**Wisconsin 70 • 16-2, 4-1**

#	Player	Total			3-Ptr			Rebounds			PF	TP	A	TO	Blk	Stl	Min
		FG-FGA	FG-FGA	FT-FTA	FG-FGA	FG-FGA	FT-FTA	Off	Def	Tot							
10	Hayes, Nigel	f	4-10	1-3	4-6	1	6	7	1	13	4	0	0	0	33		
15	Dekker, Sam	f	4-7	1-3	2-4	0	6	6	0	11	1	1	0	0	32		
44	Kaminsky, Frank	f	7-11	4-5	4-4	3	2	5	1	22	2	2	2	0	30		
21	Gasser, Josh	g	0-1	0-1	3-4	0	2	2	2	3	0	1	0	0	31		
24	Koenig, Bronson	g	4-5	3-4	0-0	0	4	4	1	11	1	1	0	0	37		
02	Smith, Jordan	g	0-0	0-0	0-0	0	0	0	0	0	0	0	0	0	2		
03	Showalter, Zak	g	0-2	0-1	0-0	1	0	1	2	0	0	0	0	1	9		
04	Ferris, Matt	g	0-1	0-0	0-0	0	0	0	0	0	0	0	0	0	2		
05	Moesch, Aaron	g	0-0	0-0	0-0	0	0	0	0	1	0	0	0	0	2		
13	Dukan, Dujie	g	2-4	2-3	4-5	0	1	1	2	10	1	0	1	0	13		
30	Brown, Vitto	g	0-1	0-0	0-0	0	0	0	3	0	0	1	1	0	7		
35	Dearring, Riley	g	0-1	0-1	0-0	0	0	0	1	0	0	0	0	0	2		
Team			0-1			1			0								
Totals			21-43	11-21	17-23	5	22	27	14	70	9	6	4	1	200		

FG % 1st Half: 15-24 62.5% 2nd half: 6-19 31.6% Game: 21-43 48.8% Deadball Rebounds 5.1  
 3FG % 1st Half: 6-13 46.2% 2nd half: 5-8 62.5% Game: 11-21 52.4%  
 FT % 1st Half: 1-4 25.0% 2nd half: 16-19 84.2% Game: 17-23 73.9%

Officials: Terry Wymer, D.J. Carstensen, Mike Eades  
 Technical fouls: Nebraska-TEAM, Wisconsin-None.  
 Attendance: 17279

Score by periods	1st	2nd	Total
Nebraska	27	28	55
Wisconsin	37	33	70

	In	Off	2nd	Fast	Bench
Points	Paint	T/O	Chance	Break	
NEB	18	7	3	4	13
WIS	12	4	7	2	10

Last FG - NEB 2nd-00:21, WIS 2nd-03:49.  
 Largest lead - NEB by 4 1st-16:38, WIS by 22 2nd-08:00.

Score tied - 1 time.  
 Lead changed - 4 times.

**Minnesota vs Nebraska**  
01/20/15 7:36 p.m. at Pinnacle Bank Arena (Lincoln, Neb.)

**Minnesota 49 • 12-8, 1-6**

#	Player	Total			3-Ptr			Rebounds			PF	TP	A	TO	Blk	Stl	Min
		FG-FGA	FG-FGA	FT-FTA	FG-FGA	FG-FGA	FT-FTA	Off	Def	Tot							
15	Walker, Maurice	f	2-8	0-0	0-0	0	4	4	4	4	1	3	0	0	24		
24	King, Joey	f	4-6	2-4	1-3	0	2	2	1	11	1	1	0	0	34		
01	Hollins, Andre	g	6-16	4-9	5-9	3	8	11	3	21	1	4	0	0	36		
02	Mason, Nate	g	1-5	1-1	0-0	0	2	2	2	3	1	2	0	3	29		
11	Morris, Carlos	g	2-7	1-4	0-2	1	3	4	4	5	2	2	1	2	28		
04	Mathieu, DeAndre	g	0-7	0-2	0-0	1	3	4	0	3	2	0	1	23			
21	Konate, Bakary	g	0-2	0-0	2-2	2	5	7	2	2	0	2	1	0	13		
23	Buggs, Charles	g	0-0	0-0	0-0	0	0	0	0	0	0	0	0	1	5		
41	Diedhiou, Gaston	g	0-0	0-0	0-0	0	0	0	1	0	0	0	0	0	5		
55	Eliason, Elliott	g	1-1	0-0	1-3	1	0	1	1	3	0	0	0	0	3		
Team			1-0			1			1								
Totals			16-52	8-20	9-19	9	27	36	22	49	9	16	2	9	200		

FG % 1st Half: 8-24 33.3% 2nd half: 8-28 28.6% Game: 16-52 30.8% Deadball Rebounds 3  
 3FG % 1st Half: 5-9 55.6% 2nd half: 3-11 27.3% Game: 8-20 40.0%  
 FT % 1st Half: 4-6 66.7% 2nd half: 5-13 38.5% Game: 9-19 47.4%

**Nebraska 52 • 11-7, 3-3**

#	Player	Total			3-Ptr			Rebounds			PF	TP	A	TO	Blk	Stl	Min
		FG-FGA	FG-FGA	FT-FTA	FG-FGA	FG-FGA	FT-FTA	Off	Def	Tot							
02	Rivers, David	f	1-2	0-0	0-0	0	2	2	3	2	0	0	0	0	14		
31	Shields, Shavon	f	4-10	0-4	7-11	0	7	7	2	15	3	4	0	3	37		
35	Pitchford, Walter	f	2-4	1-3	1-1	1	10	11	3	6	0	1	1	0	33		
03	Parker, Benny	g	0-2	0-1	6-6	0	3	3	1	6	3	3	0	0	28		
05	Petteway, Terran	g	4-12	3-9	0-1	0	5	4	11	2	4	0	1	31			
00	Webster, Tai	g	1-2	0-1	0-0	0	3	3	2	1	0	0	0	16			
11	Smith, Tarin	g	3-6	0-1	0-2	0	3	3	2	6	1	1	0	0	29		
12	Abraham, Moses	g	0-1	0-0	0-0	0	0	0	1	0	1	0	0	4			
21	Smith, Leslee	g	2-3	0-0	0-0	2	0	2	1	4	2	0	0	1	8		
Team			0-1			1			1								
Totals			17-42	4-19	14-21	3	34	37	21	52	12	15	1	6	200		

FG % 1st Half: 10-25 40.0% 2nd half: 7-17 41.2% Game: 17-42 40.5% Deadball Rebounds 2  
 3FG % 1st Half: 3-11 27.3% 2nd half: 1-8 12.5% Game: 4-19 21.1%  
 FT % 1st Half: 1-3 33.3% 2nd half: 13-18 72.2% Game: 14-21 66.7%

Officials: Tom Eades, Mark Whitehead, Brian Dorsey  
 Technical fouls: Minnesota-None, Nebraska-None.  
 Attendance: 15606  
 ACTUAL ATTENDANCE: 13,584  
 TECHNICAL FOULS: 2nd Half (Pitchford, 13:38), (Shields, 8:51)

Score by periods	1st	2nd	Total
Minnesota	25	24	49
Nebraska	24	28	52

	In	Off	2nd	Fast	Bench
Points	Paint	T/O	Chance	Break	
MINN	10	4	0	5	5
NEB	20	9	2	4	12

Last FG - MINN 2nd-00:36, NEB 2nd-08:01.  
 Largest lead - MINN by 4 2nd-19:41, NEB by 8 1st-11:36.

Score tied - 2 times.  
 Lead changed - 8 times.

**Michigan State vs Nebraska**  
01/24/15 3:10 p.m. at Pinnacle Bank Arena (Lincoln, Neb.)

**Michigan State 77 • 13-7, 4-3**

#	Player	Total			3-Ptr			Rebounds			PF	TP	A	TO	Blk	Stl	Min
		FG-FGA	FG-FGA	FT-FTA	FG-FGA	FG-FGA	FT-FTA	Off	Def	Tot							
02	Bess, Javon	f	3-4	1-1	2-4	4	1	5	2	9	0	2	0	0	22		
34	Schilling, Gavin	f	2-3	0-0	1-2	1	1	2	4	5	0	2	0	0	14		
20	Trice, Travis	g	9-24	4-10	5-7	3	2	5	4	27	3	1	0	4	37		
22	Dawson, Branden	g	4-7	0-0	0-0	8	10	18	3	8	2	3	0	0	35		
45	Valentine, Denzel	g	8-17	3-10	2-2	5	6	11	4	21	3	4	0	1	28		
00	Clark Jr., Marvin	g	0-1	0-1	0-2	0	0	0	0	0	0	0	0	0	8		
03	Ellis III, Alvin	g	0-0	0-0	0-0	0	1	1	0	0	0	0	0	0	1		
05	Forbes, Bryn	g	1-4	0-1	2-2	0	0	0	3	4	1	1	0	3	26		
10	Costello, Matt	g	0-3	0-0	1-2	0	3	3	2	1	1	1	0	0	11		
11	Nairn Jr., Lourawls	g	0-2	0-0	2-2	0	0	0	5	2	2	0	0	0	11		
41	Wollenman, Colby	g	0-1	0-0	0-2	0	0	0	0	0	0	0	0	0	7		
Team			3-0			3			2								
Totals			27-66	8-23	15-25	24	24	48	27	77	12	16	0	8	200		

FG % 1st Half: 9-25 36.0% 2nd half: 18-41 43.9% Game: 27-66 40.9% Deadball Rebounds 4  
 3FG % 1st Half: 2-11 18.2% 2nd half: 6-12 50.0% Game: 8-23 34.8%  
 FT % 1st Half: 5-13 38.5% 2nd half: 10-12 83.3% Game: 15-25 60.0%

**Nebraska 79 • 12-7, 4-3**

#	Player	Total			3-Ptr			Rebounds			PF	TP	A	TO	Blk	Stl
---	--------	-------	--	--	-------	--	--	----------	--	--	----	----	---	----	-----	-----

## NEBRASKA GAME-BY-GAME BOX SCORES

**Nebraska vs Minnesota**  
**01/31/15 5:00 PM at Minneapolis, Minn. (Williams Arena)**

**Nebraska 42 • 12-9, 4-5**

##	Player	Total			3-Ptr			Rebounds			PF	TP	A	TO	Blk	Stl	Min.
		FG-FGA	FG-FGA	FT-FTA	FG-FGA	FG-FGA	FT-FTA	Off	Def	Tot							
02	Rivers, David	* 0-2	0-0	0-0	1	0	1	2	0	1	1	0	1	13			
03	Parker, Benny	* 1-1	0-0	0-0	1	2	3	1	2	2	1	0	2	17			
05	Petteway, Terran	* 4-8	1-4	1-1	1	2	3	3	10	5	1	0	1	33			
31	Shields, Shavon	* 4-15	1-7	2-2	0	5	5	2	11	1	6	1	1	38			
35	Pitchford, Walter	* 2-7	0-3	0-0	2	3	5	1	4	1	1	1	0	29			
00	Webster, Tai	2-5	0-0	0-0	1	1	2	4	5	3	1	0	0	29			
10	Menke, Trevor	0-0	0-0	0-0	0	0	0	0	0	0	0	0	0	1			
11	Smith, Tarin	2-6	1-3	1-2	0	6	6	1	6	1	3	1	0	24			
12	Abraham, Moses	0-0	0-0	0-0	1	0	1	0	0	2	0	0	0	2			
21	Smith, Leslee	2-2	0-0	0-0	1	1	2	1	4	0	2	2	0	9			
23	Fuller, Nick	0-0	0-0	0-0	0	0	0	1	0	0	0	0	0	3			
24	Hammond, Jake	0-0	0-0	0-0	0	0	0	0	0	0	0	0	0	1			
44	Kurkowski, Kye	0-0	0-0	0-0	0	0	0	0	0	0	0	0	0	1			
Team					1	1	2		2								
Totals		17-46	4-20	4-5	9	21	30	16	42	14	20	5	5	200			

FG % 1st Half: 6-21 28.6% 2nd half: 11-25 44.0% Game: 17-46 37.0% Deadball Rebounds: 1  
 3FG % 1st Half: 2-9 22.2% 2nd half: 2-11 18.2% Game: 4-20 20.0%  
 FT % 1st Half: 2-2 100.0 2nd half: 2-3 66.7% Game: 4-5 80.0%

**Minnesota 60 • 14-9, 3-7**

##	Player	Total			3-Ptr			Rebounds			PF	TP	A	TO	Blk	Stl	Min.
		FG-FGA	FG-FGA	FT-FTA	FG-FGA	FG-FGA	FT-FTA	Off	Def	Tot							
15	Walker, Maurice	f 7-10	0-0	5-5	1	7	8	1	19	1	2	2	3	29			
24	King, Joey	f 3-8	1-5	2-2	1	2	3	1	9	1	2	0	1	33			
01	Hollins, Andre	g 4-7	2-4	2-2	1	4	5	1	12	6	1	2	1	35			
04	Mathieu, DeAndre	g 3-7	0-1	1-2	0	2	2	3	7	2	0	1	2	37			
11	Morris, Carlos	g 1-5	0-0	1-2	1	1	2	1	3	2	4	1	2	21			
02	Mason, Nate	2-6	1-3	3-4	0	0	0	2	8	1	1	0	1	25			
12	Shell, Kendal	0-0	0-0	0-0	0	0	0	0	0	0	0	0	0	1			
21	Konate, Bakary	0-0	0-0	0-0	0	0	0	0	0	0	0	0	0	1			
23	Buggs, Charles	0-1	0-0	0-0	0	0	0	1	0	0	0	0	0	6			
25	Lukashewich, Mike	0-0	0-0	0-0	0	0	0	0	0	0	0	0	0	1			
41	Diedhiou, Gaston	0-0	0-0	0-0	0	0	0	0	0	0	0	0	0	1			
55	Eliason, Elliott	1-4	0-0	0-0	3	0	3	2	2	0	1	0	0	10			
Team					0	4	4		1								
Totals		21-48	4-13	14-17	7	20	27	12	60	13	12	6	10	200			

FG % 1st Half: 9-28 32.1% 2nd half: 12-20 60.0% Game: 21-48 43.8% Deadball Rebounds: 2  
 3FG % 1st Half: 2-9 22.2% 2nd half: 2-4 50.0% Game: 4-13 30.8%  
 FT % 1st Half: 3-4 75.0% 2nd half: 11-13 84.6% Game: 14-17 82.4%

Officials: Lamont Simpson, Bill Ek, Rob Kueneman  
 Technical fouls: Nebraska-None, Minnesota-None.  
 Attendance: 13253

Score by periods	1st	2nd	Total
Nebraska	16	26	42
Minnesota	23	37	60

	In	Off	2nd	Fast	Bench
Points	Paint	T/O	Chance	Break	
NEB	18	13	3	4	15
MINN	30	12	5	4	10

**Northwestern vs Nebraska**  
**02/03/15 6:31 p.m. at Pinnacle Bank Arena (Lincoln, Neb.)**

**Northwestern 60 • 10-12, 1-8**

##	Player	Total			3-Ptr			Rebounds			PF	TP	A	TO	Blk	Stl	Min.
		FG-FGA	FG-FGA	FT-FTA	FG-FGA	FG-FGA	FT-FTA	Off	Def	Tot							
22	Olah, Alex	c 6-8	0-1	4-6	1	1	2	2	16	4	2	1	0	26			
14	Demps, Tre	g 3-8	1-5	0-0	0	1	1	2	7	1	2	0	0	35			
20	Lindsey, Scottie	g 4-8	4-8	0-0	0	2	2	4	12	0	2	0	2	18			
23	Cobb, JerShon	g 3-3	3-3	0-0	0	3	3	2	9	4	0	0	0	33			
30	McIntosh, Bryant	g 1-6	1-2	0-0	0	2	2	1	3	4	4	0	0	26			
00	Vassar, Johnnie	0-1	0-1	0-0	0	0	0	0	0	0	0	0	0	1			
03	Sobolewski, Dave	0-1	0-1	0-0	0	0	0	1	0	1	0	0	0	11			
04	Law, Vic	3-8	2-5	3-3	2	2	4	3	11	1	3	0	1	25			
34	Lumpkin, Sanjay	0-1	0-1	0-0	0	0	0	3	0	0	0	0	0	11			
44	Skelly, Gavin	0-1	0-0	0-0	2	0	2	0	0	0	0	0	0	4			
50	Kreisberg, Jeremiah	1-1	0-0	0-1	1	0	1	1	2	0	0	0	0	10			
Team					0	2	2										
Totals		21-46	11-27	7-10	6	13	19	19	60	15	13	1	3	200			

FG % 1st Half: 11-21 52.4% 2nd half: 10-25 40.0% Game: 21-46 45.7% Deadball Rebounds: 1  
 3FG % 1st Half: 5-11 45.5% 2nd half: 6-16 37.5% Game: 11-27 40.7%  
 FT % 1st Half: 6-8 75.0% 2nd half: 1-2 50.0% Game: 7-10 70.0%

**Nebraska 76 • 13-9, 5-5**

##	Player	Total			3-Ptr			Rebounds			PF	TP	A	TO	Blk	Stl	Min.
		FG-FGA	FG-FGA	FT-FTA	FG-FGA	FG-FGA	FT-FTA	Off	Def	Tot							
05	Petteway, Terran	f 8-16	5-11	7-7	1	6	7	2	28	4	4	0	1	38			
21	Smith, Leslee	f 2-2	0-0	0-0	2	1	3	0	4	0	1	0	0	8			
35	Pitchford, Walter	f 5-8	3-5	1-1	0	3	3	1	14	0	0	0	1	27			
03	Parker, Benny	g 2-4	1-3	1-2	0	2	2	1	6	4	1	0	2	32			
31	Shields, Shavon	g 4-5	0-1	3-3	0	4	4	2	11	8	2	0	0	37			
00	Webster, Tai	2-2	1-1	0-0	1	1	2	2	5	1	3	0	1	24			
02	Rivers, David	3-4	0-0	0-1	0	0	0	3	6	0	0	0	0	16			
11	Smith, Tarin	0-1	0-0	0-1	0	0	0	1	0	0	0	0	0	6			
12	Abraham, Moses	1-1	0-0	0-0	1	2	3	1	2	0	1	1	0	12			
Team					0	2	2										
Totals		27-43	10-21	12-15	5	21	26	13	76	17	12	1	5	200			

FG % 1st Half: 13-22 59.1% 2nd half: 14-21 66.7% Game: 27-43 62.8% Deadball Rebounds: 1  
 3FG % 1st Half: 5-12 41.7% 2nd half: 5-9 55.6% Game: 10-21 47.6%  
 FT % 1st Half: 4-6 66.7% 2nd half: 8-9 88.9% Game: 12-15 80.0%

Officials: Mike Eades, Mark Whitehead, Donnie Eppley  
 Technical fouls: Northwestern-None, Nebraska-None.  
 Attendance: 15482  
 ACTUAL ATTENDANCE: 12,408

Score by periods	1st	2nd	Total
Northwestern	33	27	60
Nebraska	35	41	76

	In	Off	2nd	Fast	Bench
Points	Paint	T/O	Chance	Break	
NU	18	11	12	0	13
NEB	22	12	5	2	13

Last FG - NU 2nd-01:10, NEB 2nd-00:18.  
 Largest lead - NU by 5 1st-19:06, NEB by 16 2nd-08:51.

Score tied - 4 times.  
 Lead changed - 9 times.

**Nebraska Basketball**  
**Nebraska Combined Team Statistics (as of Feb 06, 2015)**  
**All games**

<b>RECORD:</b>	<b>OVERALL</b>	<b>HOME</b>	<b>AWAY</b>	<b>NEUTRAL</b>
ALL GAMES	13-9	10-3	1-6	2-0
CONFERENCE	5-5	5-1	0-4	0-0
NON-CONFERENCE	8-4	5-2	1-2	2-0

##	Player	gp-gs	min	Total		3-Point		F-Throw		Rebounds				pf	dq	a	to	blk	stl	pts	avg			
				fg-fga	fg%	3fg-fga	3fg%	ft-fa	ft%	off	def	tot	avg											
05	Petteway, Terran	22-22	765	34.8	138-322	.429	52-151	.344	90-131	.687	9	100	109	5.0	64	3	59	75	22	25	418	19.0		
31	Shields, Shavon	22-22	799	36.3	115-253	.455	13-62	.210	110-131	.840	30	109	139	6.3	49	0	51	67	3	23	353	16.0		
35	Pitchford, Walter	22-22	610	27.7	59-152	.388	29-94	.309	11-24	.458	18	88	106	4.8	57	0	11	26	12	8	158	7.2		
03	Parker, Benny	22-19	658	29.9	36-89	.404	12-32	.375	36-50	.720	5	43	48	2.2	49	2	45	30	1	34	120	5.5		
02	Rivers, David	21-19	546	26.0	38-78	.487	0-0	.000	21-29	.724	39	52	91	4.3	58	2	16	12	5	11	97	4.6		
00	Webster, Tai	21-4	378	18.0	28-76	.368	9-39	.231	22-30	.733	10	33	43	2.0	46	1	24	31	4	13	87	4.1		
11	Smith, Tarin	22-0	374	17.0	33-77	.429	5-18	.278	20-33	.606	8	31	39	1.8	27	0	13	19	8	11	91	4.1		
21	Smith, Leslee	8-2	91	11.4	11-19	.579	0-0	.000	4-6	.667	8	13	21	2.6	10	0	5	3	3	4	26	3.3		
12	Abraham, Moses	15-0	173	11.5	13-23	.565	0-0	.000	4-6	.667	23	32	55	3.7	29	0	1	14	9	4	30	2.0		
23	Fuller, Nick	11-0	59	5.4	5-9	.556	1-3	.333	4-5	.800	5	4	9	0.8	7	0	3	3	1	0	15	1.4		
10	Menke, Trevor	4-0	7	1.8	1-2	.500	1-2	.500	0-0	.000	0	0	0	0.0	1	0	0	0	0	0	3	0.8		
44	Kurkowski, Kye	4-0	7	1.8	1-1	1.000	0-0	.000	0-0	.000	1	0	1	0.3	0	0	0	1	0	0	2	0.5		
24	Hammond, Jake	10-0	33	3.3	1-4	.250	0-0	.000	0-1	.000	3	4	7	0.7	6	0	1	2	2	0	2	0.2		
Team											15	41	56											
Total.....		22	4500		479-1105	.433	122-401	.304	322-446	.722	174	550	724	32.9	403	8	229	292	70	133	1402	63.7		
Opponents.....		22	4500		460-1181	.390	142-458	.310	283-422	.671	241	520	761	34.6	421	6	220	313	48	136	1345	61.1		

<b>TEAM STATISTICS</b>	<b>NEB</b>	<b>OPP</b>	<b>Date</b>	<b>Opponent</b>	<b>Score</b>	<b>Att.</b>
SCORING	1402	1345	11/16/14	NORTHERN KENTUCKY	w 80-61	15479
Points per game	63.7	61.1	11/18/14	CENTRAL ARKANSAS	w 82-56	15389
Scoring margin	+2.6	-	11/22/14	at Rhode Island	Lot 62-66	7657
FIELD GOALS-ATT	479-1105	460-1181	11/25/14	OMAHA	w 80-67	15889
Field goal pct	.433	.390	11/28/14	TENNESSEE-MARTIN	w 75-64	15987
3 POINT FG-ATT	122-401	142-458	12/01/14	at Florida State	w 70-65	6406
3-point FG pct	.304	.310	12/07/14	CREIGHTON	L 55-65	15782
3-pt FG made per game	5.5	6.5	12/10/14	INCARNATE WORD	L 73-74	15275
FREE THROWS-ATT	322-446	283-422	12/13/14	CINCINNATI	Wo2 56-55	15607
Free throw pct	.722	.671	12-22-14	at Hawai'i	L 58-66	8448
F-Throws made per game	14.6	12.9	12/23/14	vs Loyola Marymount	Wot 50-42	7140
REBOUNDS	724	761	12/25/14	vs Ohio	w 71-58	0
Rebounds per game	32.9	34.6	* 12/31/14	INDIANA	L 65-70	14987
Rebounding margin	-1.7	-	* 01/05/15	at Iowa	L 59-70	12789
ASSISTS	229	220	* 01/08/15	RUTGERS	w 65-49	14857
Assists per game	10.4	10.0	* 01/11/15	ILLINOIS	w 53-43	15514
TURNOVERS	292	313	* 01/15/15	at Wisconsin	L 55-70	17279
Turnovers per game	13.3	14.2	* 01/20/15	MINNESOTA	w 52-49	15606
Turnover margin	+1.0	-	* 01/24/15	MICHIGAN STATE	w 79-77	15757
Assist/turnover ratio	0.8	0.7	* 01/27/15	at Michigan	L 44-58	12115
STEALS	133	136	* 01/31/15	at Minnesota	L 42-60	13253
Steals per game	6.0	6.2	* 02/03/15	NORTHWESTERN	w 76-60	15482
BLOCKS	70	48				
Blocks per game	3.2	2.2				
ATTENDANCE	201611	85087				
Home games-Avg/Game	13-15509	7-11135				
Neutral site-Avg/Game	-	2-3570				

\* - Conference game

<b>Score by Periods</b>	<b>1st</b>	<b>2nd</b>	<b>OT</b>	<b>OT2</b>	<b>Totals</b>
Nebraska	662	704	32	4	1402
Opponents	612	702	28	3	1345

**Nebraska Basketball**  
**Nebraska Combined Team Statistics (as of Feb 06, 2015)**  
**Conference games**

<b>RECORD:</b>	<b>OVERALL</b>	<b>HOME</b>	<b>AWAY</b>	<b>NEUTRAL</b>
ALL GAMES	5-5	5-1	0-4	0-0
CONFERENCE	5-5	5-1	0-4	0-0
NON-CONFERENCE	0-0	0-0	0-0	0-0

##	Player	gp-gs	min	avg	Total		3-Point		F-Throw		Rebounds				pf	dq	a	to	blk	stl	pts	avg
					fg-fga	fg%	3fg-fga	3fg%	ft-fga	ft%	off	def	tot	avg								
05	Petteway, Terran	10-10	349	34.9	64-145	.441	27-74	.365	32-51	.627	3	39	42	4.2	30	1	27	28	8	8	187	18.7
31	Shields, Shavon	10-10	361	36.1	51-122	.418	5-33	.152	40-51	.784	8	48	56	5.6	21	0	27	27	1	13	147	14.7
35	Pitchford, Walter	10-10	276	27.6	28-61	.459	11-36	.306	2-2	1.000	7	43	50	5.0	19	0	6	7	3	3	69	6.9
11	Smith, Tarin	10-0	192	19.2	17-42	.405	2-9	.222	8-15	.533	3	24	27	2.7	11	0	4	11	5	5	44	4.4
03	Parker, Benny	10-10	292	29.2	12-34	.353	4-15	.267	10-13	.769	2	20	22	2.2	20	0	18	9	1	11	38	3.8
02	Rivers, David	9-7	189	21.0	14-28	.500	0-0	.000	4-6	.667	9	10	19	2.1	28	2	7	4	1	4	32	3.6
21	Smith, Leslee	8-2	91	11.4	11-19	.579	0-0	.000	4-6	.667	8	13	21	2.6	10	0	5	3	3	4	26	3.3
00	Webster, Tai	9-1	140	15.6	8-20	.400	4-9	.444	8-11	.727	4	13	17	1.9	17	0	10	8	1	4	28	3.1
23	Fuller, Nick	6-0	34	5.7	3-5	.600	0-1	.000	3-4	.750	4	1	5	0.8	3	0	0	2	1	0	9	1.5
12	Abraham, Moses	8-0	66	8.3	4-9	.444	0-0	.000	2-3	.667	11	6	17	2.1	11	0	0	6	2	2	10	1.3
10	Menke, Trevor	1-0	1	1.0	0-0	.000	0-0	.000	0-0	.000	0	0	0	0.0	0	0	0	0	0	0	0	0.0
24	Hammond, Jake	4-0	8	2.0	0-1	.000	0-0	.000	0-0	.000	2	1	3	0.8	3	0	0	0	1	0	0	0.0
44	Kurkowski, Kye	1-0	1	1.0	0-0	.000	0-0	.000	0-0	.000	0	0	0	0.0	0	0	0	0	0	0	0	0.0
Team											7	12	19				7					
Total.....		10	2000		212-486	.436	53-177	.299	113-162	.698	68	230	298	29.8	173	3	104	112	27	54	590	59.0
Opponents.....		10	2000		204-509	.401	68-204	.333	130-188	.691	105	231	336	33.6	172	1	106	124	26	53	606	60.6

<b>TEAM STATISTICS</b>	<b>NEB</b>	<b>OPP</b>	<b>Date</b>	<b>Opponent</b>	<b>Score</b>	<b>Att.</b>
SCORING	590	606	* 12/31/14	INDIANA	L 65-70	14987
Points per game	59.0	60.6	* 01/05/15	at Iowa	L 59-70	12789
Scoring margin	-1.6	-	* 01/08/15	RUTGERS	w 65-49	14857
FIELD GOALS-ATT	212-486	204-509	* 01/11/15	ILLINOIS	w 53-43	15514
Field goal pct	.436	.401	* 01/15/15	at Wisconsin	L 55-70	17279
3 POINT FG-ATT	53-177	68-204	* 01/20/15	MINNESOTA	w 52-49	15606
3-point FG pct	.299	.333	* 01/24/15	MICHIGAN STATE	w 79-77	15757
3-pt FG made per game	5.3	6.8	* 01/27/15	at Michigan	L 44-58	12115
FREE THROWS-ATT	113-162	130-188	* 01/31/15	at Minnesota	L 42-60	13253
Free throw pct	.698	.691	* 02/03/15	NORTHWESTERN	w 76-60	15482
F-Throws made per game	11.3	13.0				
REBOUNDS	298	336				
Rebounds per game	29.8	33.6				
Rebounding margin	-3.8	-				
ASSISTS	104	106				
Assists per game	10.4	10.6				
TURNOVERS	112	124				
Turnovers per game	11.2	12.4				
Turnover margin	+1.2	-				
Assist/turnover ratio	0.9	0.9				
STEALS	54	53				
Steals per game	5.4	5.3				
BLOCKS	27	26				
Blocks per game	2.7	2.6				
ATTENDANCE	92203	55436				
Home games-Avg/Game	6-15367	4-13859				
Neutral site-Avg/Game	-	0-0				

\* - Conference game

<b>Score by Periods</b>	<b>1st</b>	<b>2nd</b>	<b>Totals</b>
Nebraska	273	317	590
Opponents	286	320	606