



PENN LACROSSE

ELEVEN-TIME IVY LEAGUE CHAMPIONS

1980 • 1982 • 2007 • 2008 • 2009
2010 • 2011 • 2012 • 2013 • 2014 • 2016

2016 Schedule		
Date	Opponent	Result
Feb. 20	DELAWARE	12-10, W
Feb. 28	at #10 Duke	6-12, L
Mar. 2	RUTGERS	15-8, W
Mar. 5	BROWN*	8-3, W
Mar. 8	at Saint Joseph's	12-6, W
Mar. 12	at Georgetown	15-8, W
Mar. 19	at #17 Towson	7-4, W
Mar. 23	#1 MARYLAND	8-12, W
Mar. 27	at Dartmouth*	9-10, L
Apr. 3	#8 NORTHWESTERN	14-13 (OT), W
Apr. 9	COLUMBIA*	15-9, W
Apr. 16	HARVARD*	8-7, W
Apr. 20	at #11 Princeton	12-7, W
Apr. 23	at Yale*	9-8, W
Apr. 30	at #18 Cornell*	10-6, W
May 6	vs. Harvard^	6-5 (OT), W
May 8	vs. #18 Cornell^	10-11, L
May 13	Wagner#	17-7, W
May 15	Towson#	12-4
May 21	at Penn State#	12 p.m.

#NCAA Championship
^ Ivy League Tournament



#7 Penn (15-4, 6-1 Ivy) vs. Penn State (13-6, 3-2 Big Ten)
University Park, Pa. | Penn State Lacrosse Field
May 21 | 12 P.M.
Internet Streaming: BTN2GO.com

Tournament Time ...

Penn begins its 12th NCAA Championship appearance as the No. 7 seed after a 13-4 regular season which resulted in an Ivy League regular season championship and a berth in the Ivy League Tournament title game. The 12 national tournament appearances are 14th-most among all Division I programs.

Notes to Know ...

- Penn is 13-11 all-time in NCAA Championship games
- Penn's 13 wins are tied with Temple for 11th all-time.
- The Quakers and Nittany Lions have met one time previously in the NCAA Tournament -- a 12-2 win for Penn State in the 1983 NCAA Second Round.
- The Quakers are 6-9 all-time against Penn State, the two teams have not met since 2009.
- **Nina Corcoran's** 19 career assists in NCAA Tournament games are tied for 6th most all-time.
- For her career, **Nina Corcoran** is averaging 2.71 assists-per-game in the NCAA Tournament -- second-best all-time.

Quakers Earn 10th Consecutive NCAA Bid ...

Penn has now qualified for the last 10 NCAA Tournaments, reaching the Final Four in 2007, 2008, 2009 with a title game appearance in 2008. Penn's at-large selection extends the nation's sixth-longest streak of national tournament trips. The only teams with longer active streaks of NCAA appearances are Maryland (26), Virginia (21), Duke (19), Northwestern (13) and North Carolina (12).

Penn's Regular Season Rewarded With No. 7 Seed ...

Penn is seeded for the fifth time in the NCAA Championship, and the No. 7 seed is Penn's first since entering the 2010 tournament as the No. 8 seed. Penn's previous seeded entries to the national tournament include No. 8 (2010), No. 4 (2009), No. 2 (2008), and No. 4 (2007). The Quakers are 9-4 all-time in the NCAA Tournament as a seeded team.

Quakers Win 14 Games in Back-to-Back Seasons for 4th Time ...

Penn's 15 wins this season are tied for third-most in a season by a Quakers club, and give Penn 14+ wins in back-to-back seasons for just the fourth time and for the first time since 2009-10.

twitter @PennWomensLax

Quick Facts

Location	Philadelphia, Pa.
Enrollment	10,275
Year Founded	1740
Nickname	Quakers
Colors	Red, Blue
Conference	The Ivy League
President	Dr. Amy Gutmann
Director of Athletics	M. Grace Calhoun
Program All-Time Record	311-256-10
Head Coach	Karin Corbett
Career Record	202-119 (18 years)
Record at Penn	190-93 (16 years)
Ivy League Record	86-33
Ivy League Championships	(11) 1980, 1982, 2007, 2008, 2009, 2010, 2011, 2012, 2013, 2014, 2016
Ivy League Tournament Titles	(3) 2010, '13, '14
NCAA Final Fours	(3) 2007, 2008, 2009
NCAA Title Game Appearances	(1) 2008

Alphabetical Roster

No.	Name	Pos.
14	Adams, Kristen	D
11	Barcia, Sarah	A
52	Brown, Britt	GK
30	Condon, Alex	M
19	Corcoran, Chrissy	M
17	Corcoran, Nina	A
9	Cromie, Katie	D
20	Cummings, Caroline	A
8	D'Amore, Kendall	M
22	D'Amore, Lauren	M
28	DeSimone, Lely	M
13	Dickinson, Cat	M
15	Gully, Liz	D
1	Hunt, McKenzie	A
3	Junior, Katy	D
16	Kelly, Megan	D
5	Kiley, Brooke	M
31	Leitner, Mo	D
7	Lopez-Ona, Emilia	M
18	Noto, Marisa	A/M
12	O'Mara, Julia	M
6	O'Mara, Lauren	M
25	Rogers-Healion, Emily	M
00	Rushford, Courtney	GK
99	Smith, Maggie	GK
10	Stefan, Natalie	M
21	Williamson, Iris	A

Pronunciation Guide

Sarah Barcia --
BAR-sha
Katie Cromie --
CROW-me
Kendall/Lauren D'Amore --
DA-more-ay
Lely DeSimone --
LELL-ee
Liz Gully --
GULL-ee
Marisa Noto --
No-toe
Natalie Stefan --
STEPH-in

2016 Penn Quakers

No.	Name	Pos.	Yr.	Hometown/High School
00	Courtney Rushford	GK	Sr.	Potomac, Md./Holton-Arms
1	McKenzie Hunt	A	Sr.	Sudbury, Mass./Thayer Academy
3	Katy Junior	D	Fr.	Wayne, Pa./Radnor
5	Brooke Kiley	M	Sr.	Lower Gwynedd, Pa./Germantown Academy
6	Lauren O'Mara	M	Fr.	Bel Air, Md./C. Milton Wright
7	Emilia Lopez-Ona	M	So.	Princeton, N.J./Princeton High School
8	Kendall D'Amore	M	Jr.	Canandaigua, N.Y./Canandaigua Academy
9	Katie Cromie	D	So.	Allendale, N.J./Immaculate Heart Academy
10	Natalie Stefan	M	So.	Manhasset, N.Y./Manhasset
11	Sarah Barcia	A	Jr.	Manhasset, N.Y./Manhasset
12	Julia O'Mara	M	Fr.	Bel Air, Md./C. Milton Wright
13	Catherine Dickinson	A	Sr.	Garden City, N.Y./Garden City
14	Kristen Adams	D	Fr.	Garden City, N.Y./Garden City
15	Liz Gully	D	Sr.	Summit, N.J./Kent Place
16	Megan Kelly	D	Jr.	Moorestown, N.J./Moorestown
17	Nina Corcoran	A	Sr.	Point Lookout, N.Y./Sacred Heart Academy
18	Marisa Noto	A	Sr.	Darien, Conn./Greenwich Academy
19	Chrissy Corcoran	M	Fr.	Point Lookout, N.Y./Sacred Heart Academy
20	Caroline Cummings	A	So.	Menlo Park, Calif./Sacred Heart Prep
21	Iris Williamson	A	Sr.	Philadelphia, Pa./Germantown Friends
22	Lauren D'Amore	M	Jr.	Canandaigua, N.Y./Canandaigua Academy
25	Emily Rogers-Healion	M	Jr.	East Setauket, N.Y./Ward Melville
28	Lely DeSimone	M	Sr.	Amherst, N.Y./Suffern
30	Alex Condon	M	So.	Dunn Loring, Va./James Madison H.S.
31	Mo Leitner	D	So.	Darien, Conn./Convent of the Sacred Heart
52	Britt Brown	GK	Jr.	Bronx, N.Y./Berkshire School (Virginia)
99	Maggie Smith	GK	Fr.	Bowie, Md./Mount de Sales Academy

Head Coach: Karin Brower Corbett (William & Mary '92) - 17th season

Associate Head Coach: Melissa Lehman (Penn C'08)

Assistant Coach/Director of Player Development: Kerri Whitaker (Brown '96)

Volunteer Assistant Coach: Liz Kittleman Jackson (Union '98)

2016 Captains: Lely DeSimone, Nina Corcoran

Breakdown by State

New York (11): Adams, Barcia, Brown, C. Corcoran, N. Corcoran, K. D'Amore, L. D'Amore, DeSimone, Dickinson, Rogers-Healion, Stefan

New Jersey (4): Cromie, Gully, Kelly, Lopez-Ona

Maryland (3): J. O'Mara, L. O'Mara, Rushford, Smith

Connecticut (2): Leitner, Noto

Pennsylvania (3): Junior, Kiley, Williamson

Virginia (1): Condon,

Massachusetts (1): Hunt

California (1): Cummings

Breakdown by Class

Seniors (9): Corcoran, DeSimone, Dickinson, Gully, Hunt, Kiley, Noto, Rushford, Williamson

Sophomores (6): Condon, Cromie, Cummings, Leitner, Lopez-Ona, Stefan

Freshmen (6): Adams, C. Corcoran, Junior, J. O'Mara, L. O'Mara, Smith

Juniors (6): Barcia, Brown, K. D'Amore, L. D'Amore, Kelly, Rogers-Healion

IWLCA Coaches Poll


No.	Team	Pts.	Rec.	LW
1	Maryland	400 (20)	19-0	1
2	Florida	368	18-1	2
3	North Carolina	367	16-2	3
4	Syracuse	341	17-5	4
5	Southern California	320	19-0	5
6	Notre Dame	298	13-6	6
7	Stony Brook	257	16-3	7
8	Louisville	238	12-5	8
9	Stanford	220	14-4	9
10	Northwestern	193	10-9	15
11	Penn St.	187	11-6	10
12	Duke	184	10-8	11
13	Cornell	170	13-4	18
14	Penn	161	13-4	12
15	Virginia	134	9-8	14
16	Princeton	130	11-5	13
17	Massachusetts	75	18-1	16
18	Boston College	56	10-8	17
19	Towson	52	15-3	19 T
20	Johns Hopkins	21	10-7	RV

Also Receiving Votes: Albany (NY), Ohio St., Loyola Maryland, James Madison, Colorado

ILWomen.com Media Poll

No.	Team	Pts.	LW
1	Maryland	380 (19)	1
2	Florida	361	2
3	North Carolina	340	3
4	Southern California	323	4
5	Syracuse	303	5
6	Stony Brook	279	6
7	Notre Dame	265	7
8	Stanford	227	8
9	Louisville	220	9
10	Cornell	191	16
11	Penn	176	10
12	Massachusetts	169	12
13	Northwestern	165	15
13	Princeton	139	11
15	Penn State	132	13
16	Duke	124	14
17	Towson	65	19
18	Virginia	54	18
19	Johns Hopkins	27	20
20	Loyola	19	NR

Receiving Votes: Ohio State, Albany, Boston College, Rutgers, Winthrop, Navy, Old Dominion



Corcoran Named Ivy League Attacker of the Year

For the second year in a row, Penn has been deemed to possess the Ivy League's top attacker as **Nina Corcoran** was selected unanimous Ivy League Attacker of the Year. She joins Tory Bensen as the only Quakers to earn the honor. Corcoran leads the nation in assists with 48, and her 69 points are tops in the Ivy League.

Karin Corbett Named Ivy League Coach of the Year

The winningest coach in Penn Women's Lacrosse History, **Karin Corbett** was named 2016 Ivy League Coach of the Year for the first time after guiding the Red and Blue to their ninth Ivy League championship in the past 10 years. The 2007 IWLCA and Inside Lacrosse National Coach of the Year, Corbett won her 200th career game as a head coach on April 30 at Cornell - 187 of those wins have come as head coach of the Quakers.

Penn Lands Six on All-Ivy Team

The Quakers placed six players on the All-Ivy team for the second straight year, led by first-team All-Ivy selections **Nina Corcoran**, **Alex Condon** and **Iris Williamson**. Combined, that trio accounted for 140 of Penn's 340 points this season - or 41%. Also named All-Ivy were second-team selections **Lely DeSimone** and **Megan Kelly** who were joined by honorable mention goalkeeper **Britt Brown**.

Corcoran, Condon Named All-American

Penn had a pair of players named IWLCA All-American in **Nina Corcoran** and **Alex Condon**. Both first-time All-Americans, Corcoran was named to the second team while Condon was a third team selection.

Four Quakers Named All-Region

Just before the start of the 2016 NCAA Tournament, four Penn players were named All-Region by the IWLCA. **Nina Corcoran** and **Alex Condon** were selected as first-team All-Mid-Atlantic, while **Megan Kelly** and **Iris Williamson** earned second-team All-Mid-Atlantic honors.

Red and Blue Set Ivy Record for Weekly Awards

Through 11 weeks of Player of the Week Awards, Penn earned eight Offensive Player of the Week honors - a new Ivy record. **Nina Corcoran** accounted for six of those awards - also a single-season record - while **Alex Condon** garnered two.

Penn Claims 11th Ivy League Championship

With a 10-6 win at Cornell on April 30, Penn staked claim to its ninth Ivy title in the last 10 years - and its 11th overall. Women's Lacrosse now has the most Ivy titles of any women's program at Penn, surpassing the women's fencing team which has 10.

Quakers Knock Off Four Top-20 Teams

Again taking on a challenging schedule, Penn played six Top-20 opponents this season, posting a 4-2 record in those games. Three of those wins - No. 11 Princeton (12-7), No. 17 Towson (7-4) and No. 18 Cornell (10-6) were on the road, while the fourth was a 14-13 win over No. 8 Northwestern in overtime.

All-Time Leaders

Points

1. Sherry Marcantonio (1980-83) 237
2. Erin Brennan (2009-2012) . . .213
- 3. Nina Corcoran (2013-Present) 204**
4. Ali DeLuca (2007-10) 203
5. Lisa Romig (1979-82).165
6. Tory Bensen (2011-15)159
7. Rachel Manson (2005-08) . . .157
8. Chrissy Muller (2004-07) . . . 149
9. Karen McFadden (1985-88) . .143
10. Julie Heller (1978-81)132
10. Brenda Shaw (1989-92).132
12. Giulia Giordano (2008-2011) .127
- 13. Iris Williamson (2013-Present) 126**
14. Lori Fruitkin (1992-95)125
15. Meredith Cain (2010-13) 115
15. Kate Murray (2000-03). 115
17. Amy Shapiro (1993-96). 114
18. Emily Cochran (2003-06) . . 104
19. Bettie Lombardo (1980-83) . 103
20. Melissa Lehman (2005-08) . .102
21. Becca Edwards (2006-09) . . .101
22. Crissy Book (2000-03) 100
22. Emma Spiro (2007-10) 100

Goals

1. Ali DeLuca (2007-10)148
2. Tory Bensen (2011-15)137
3. Sherry Marcantonio (1980-83)129
4. Erin Brennan (2009-12).126
5. Rachel Manson (2005-08) . . .116
6. Karen McFadden (1985-88) . .111
7. Brenda Shaw (1989-92).107
8. Lisa Romig (1979-82). 104
- 9. Iris Williamson (2013-Present) 103**
10. Lori Frutkin (1992-95). 96
11. Julie Heller (1978-81)91
11. Emma Spiro (2007-10)91
13. Meredith Cain (2010-13) 87
14. Chrissy Muller (2004-07) 82
15. Melissa Lehman (2005-08) . . 79
15. Giulia Giordano (2008-11) . . . 79

Assists

- 1. Nina Corcoran (2013-Present) 127**
2. Sherry Marcantonio (1980-83)108
3. Erin Brennan (2009-12). 87
4. Chrissy Muller (2004-07) 71
5. Ali DeLuca (2007-10) 65
6. Lisa Romig (1979-82).61
7. Giulia Giordano (2008-2011) . 48
8. Julie Heller (1978-81)41
8. Rachel Manson (2005-08) . . .41
10. Amy Shapiro (1993-96). 38

Saves

1. Leslie Campbell (1980-82) . . 620
2. Alexis Seth (1993-96) 489
3. Wendy DiDomenico (1987-89) 435
4. Alaina Harper (2000-03) . . . 424
5. Lucy Ferguson (2013-15) . . . 375
6. Christian Strover (1998-00) 320

Single Season Leaders

Points

- 1. Nina Corcoran (2016)85**
2. Ali DeLuca (2010) 76
3. Sherry Marcantonio (1981) . . . 72
4. Sherry Marcantonio (1982) . . . 70
5. Erin Brennan (2012) 60
5. Tory Bensen (2015) 60
- 7. Nina Corcoran (2015)56**
8. Erin Brennan (2010) 56
9. Tory Bensen (2014) 55
9. Ali DeLuca (2009) 55
9. Rachel Manson (2008) 55
12. Erin Brennan (2011) 52
13. Allison Irving (1977) 50
14. Giulia Giordano (2010) 49
15. Lori Fruitkin (1994) 49
16. Chrissy Muller (2007) 48
17. Erin Brennan (2009) 45
- 18. Alex Condon (2016) 44**
18. Brenda Shaw (1992). 44
18. Rachel Manson (2007) 44
18. Melissa Lehman (2008) 44

Goals

1. Julie Heller (1981) 58
2. Tory Bensen (2015) 54
3. Ali DeLuca (2010) 48
4. Sherry Marcantonio (1982) . . . 43
4. Tory Bensen (2014) 43
- 6. Alex Condon (2016) 41**
7. Ali DeLuca (2009) 40
8. Sherry Marcantonio (1981) . . . 39
9. Alicia McConnell (1984) 38
10. Iris Williamson (2016) 37
11. Lori Fruitkin (1994) 36
11. Rachel Manson (2007) 36
13. Rachel Manson (2008) 35
14. Ali DeLuca (2007) 34
14. Erin Brennan (2011) 34

Assists

- 1. Nina Corcoran (2016)58**
- 2. Nina Corcoran (2015)35**
3. Sherry Marcantonio (1981) . . . 33
4. Ali DeLuca (2010) 28
5. Erin Brennan (2012) 27
5. Sherry Marcantonio (1982) . . . 27
5. Sherry Marcantonio (1983) . . . 27
8. Chrissy Muller (2007) 25
9. Erin Brennan (2010) 24
- 9. Nina Corcoran (2014)24**
11. Giulia Giordano (2010)21
12. Sherry Marcantonio (1980) . . . 20
12. Rachel Manson (2008) 20
14. Traci Marabella (2001)18
14. Courtney Lubbe (2010)18
14. Erin Brennan (2009)18
14. Erin Brennan (2011)18

Saves

1. Wendy DiDomenico (1987) . .204
2. Sophie Stravu (1985) 180
3. Leslie Campbell (1979)169
3. Alexis Seth (1995)169
5. Alexis Seth (1994) 167

NINA NOTES:

Nina Corcoran has put together one of the best seasons in Penn Women's Lacrosse history. Here's what you need to know.

- Unanimous Ivy League Attacker of the Year
- Unanimous First-Team All-Ivy
- Tewaaron Award Nominee
- Record Six Ivy League Offensive Player of the Week Awards
- Leads the country in assists (58) and assists-per-game (3.05)
- Leads the Ivy League in points (85)
- No. 13 in the country in points-per-game (4.55)
- Set Penn record for assists in a season (58)
- Set Penn record for assists in a career (127)
- Broke Ivy League record for assists in a season (50, stood since 1986)
- Broke Ivy League Record for assists in a career (124, stood since 1983)
- Factored in on 41% of Penn's goals this season



2016 Penn Women's Lacrosse Stats
Penn Overall Individual Statistics
All games (as of May 15, 2016)

Overall: 15-4 Conf: 6-1 Home: 7-2 Away: 7-2 Neut: 1-0

##	Player	gp-gs	g	a	pts	sh	sh%	sog	sog%	gw	fpg-fps	gb	dc	t/o	ct	foul	rc	yc	gc
17	Corcoran, Nina	19-19	27	58	85	65	.415	47	.723	1	3-11	18	6	51	16	17	0	1	0
21	Williamson, Iris	19-19	37	9	46	80	.463	61	.762	1	10-21	17	5	27	10	21	0	0	0
30	Condon, Alex	19-13	41	3	44	79	.519	55	.696	3	4-7	27	14	13	21	40	0	4	0
13	Dickinson, Catherine	19-6	28	6	34	42	.667	39	.929	2	-	18	6	14	3	10	0	2	0
25	Rogers-Healion, Emil	19-12	17	16	33	36	.472	30	.833	2	4-9	8	10	23	6	45	0	3	0
20	Cummings, Caroline	17-16	18	3	21	41	.439	31	.756	3	2-7	10	50	10	3	27	0	0	0
11	Barcia, Sarah	18-0	15	5	20	33	.455	23	.697	2	1-3	3	0	8	1	6	0	0	0
28	DeSimone, Lely	19-19	16	1	17	46	.348	33	.717	1	0-9	21	9	10	9	43	0	2	0
7	Lopez-Ona, Emilia	19-12	1	3	4	1	1.000	1	1.000	0	1-1	1	37	5	1	7	0	0	0
5	Kiley, Brooke	17-17	3	0	3	8	.375	7	.875	0	-	16	37	10	10	29	0	0	0
22	D'Amore, Lauren	5-0	2	0	2	4	.500	3	.750	0	-	0	0	0	0	0	0	0	0
16	Kelly, Megan	19-19	0	2	2	0	.000	0	.000	0	-	31	8	5	27	40	0	1	0
99	Smith, Maggie	2-0	0	0	0	0	.000	0	.000	0	-	0	0	0	0	0	0	0	0
52	Brown, Britt	17-17	0	0	0	0	.000	0	.000	0	-	17	0	3	2	0	0	0	0
19	Corcoran, Chrissy	3-0	0	0	0	0	.000	0	.000	0	-	0	0	1	0	0	0	0	0
18	Noto, Marisa	1-1	0	0	0	0	.000	0	.000	0	-	0	0	0	0	0	0	0	0
15	Gully, Liz	18-17	0	0	0	0	.000	0	.000	0	-	20	6	9	7	16	0	1	0
12	O'Mara, Julia	1-0	0	0	0	0	.000	0	.000	0	-	0	0	0	0	1	0	0	0
9	Cromie, Katie	19-19	0	0	0	0	.000	0	.000	0	-	34	6	5	17	27	0	0	0
8	D'Amore, Kendall	1-0	0	0	0	0	.000	0	.000	0	-	0	0	0	0	0	0	0	0
6	O'Mara, Lauren	5-0	0	0	0	0	.000	0	.000	0	-	0	1	1	0	4	0	0	0
3	Junior, Katy	19-19	0	0	0	0	.000	0	.000	0	-	24	5	5	15	49	0	0	0
1	Hunt, McKenzie	1-1	0	0	0	0	.000	0	.000	0	-	0	0	0	0	0	0	0	0
00	Rushford, Courtney	5-2	0	0	0	0	.000	0	.000	0	-	3	0	0	0	0	0	0	0
Total		19	205	106	311	435	.471	330	.759	15	25-68	268	201	200	148	382	0	14	0
Opponents		19	150	46	196	366	.410	272	.743	4	32-79	214	190	237	124	415	0	19	0

##	Goalie	gp-gs	min	ga	gaavg	saves	pct	w	l	t	shots faced
52	Brown, Britt	17-17	993:43	118	7.12	115	.494	13	4	0	317
99	Smith, Maggie	2-0	35:39	7	11.78	1	.125	0	0	0	10
00	Rushford, Courtney	5-2	116:14	25	12.91	6	.194	2	0	0	39
Total		19	1145:36	150	7.86	122	.449	15	4	0	366
Opponents		19	1145:36	205	10.74	125	.379	4	15	0	435

Goals by Period	1st	2nd	OT	Total
Penn	104	99	2	205
Opponents	73	77	0	150

Saves by Period	1st	2nd	OT	Total
Penn	65	56	1	122
Opponents	59	66	0	125

Shots by Period	1st	2nd	OT	Total
Penn	220	212	3	435
Opponents	190	175	1	366

Attendance Summary	PENN	Opponent
Total	3780	4615
Dates/Avg Per Date	9/420	9/513
Neutral Site #/Avg	1/693	

Shots on Goal	1st	2nd	OT	Total
Penn	163	165	2	330
Opponents	138	133	1	272

CLEARs: Penn -- 207-235 .881, Opponents -- 174-234 .744.

Quaker Notemeal...

Penn's Record by Month

February	1-1
March	5-2
April	6-0
May	3-1

Penn's Record by Site

Home	7-2
Away	7-2
Neutral	1-0

Penn's Record by State

Pennsylvania	8-2
Maryland	3-0
New Hampshire	0-1
New Jersey	1-0
New York	1-0
District of Columbia	1-0
North Carolina	0-1

Penn's Record When...

Scoring 10+ Goals	10-1
Scoring 12+ Goals	8-0
Scoring <9 Goals	6-3
Allowing 10+ Goals	1-1
Allowing <9 Goals	4-3
Leading at Halftime	13-1
Trailing at Halftime	1-3
Tied at Halftime	1-0
Game Reaches Overtime	2-0
Playing a Ranked Team	5-3
Ranked in IWLCA Top-20	15-4
Condon Scores 3+ Goals	8-2
Corcoran Scores 3+ Points	11-2
Williamson Scores 2+ Goals	9-1

Penn's Record vs. Conference

Ivy League	7-2
A-10	1-0
CAA	3-0
BIG EAST	1-0
BIG TEN	2-0
NEC	1-0

Penn's Record by Time of Day

Day Game	12-4
Night Game	3-1



Karin Corbett Head Coach

Karin Corbett has guided the Quakers to new heights in her 17 years leading the Red and Blue. After taking over a team that went 1-12 the year before, Corbett has amassed 190 wins and averaged 11.0 wins a season since 2000.

Corbett inherited a program which had not won an Ivy League title since 1982. From 2007-2014, Penn won eight consecutive Ivy championships -- a new Ivy League record for consecutive women's lacrosse championships and the longest stretch of Ivy titles by any Penn women's team.

Those Ivy titles have led to deep runs in the NCAA Tournament. From 2007-09, Penn was a regular participant in the Final Four weekend, advancing to the championship game in 2008. Her 13 wins in the NCAA Tournament are a school record.

Along the way, Corbett has coached eight players named Ivy League Player of the Year and two Ivy Rookies of the Year. 48 players have been named All-Region and 17 have gone on to earn All-American honors.

The Karin Corbett Era

All-Time	190-98
Ivy League Games	86-33
Ivy League Players of the Year	8
Ivy League Rookies of the Year	2
IWLCA All-Americans	17
IWLCA All-Region Players	48
First-Team All-Ivy Players	38

The Corbett Years

Year	Overall			Ivy			Postseason
	W	L	Pct.	W	L	Pct.	
2000	6	8	.429	1	6	.143	--
2001	8	9	.470	3	4	.429	1st Round ECAC
2002	7	8	.467	3	4	.429	--
2003	6	10	.375	2	5	.286	--
2004	9	7	.563	4	3	.571	--
2005	8	7	.533	4	3	.571	--
2006	10	6	.625	4	3	.571	--
2007	16	2	.888	7	0	1.000	NCAA Semifinals
2008	17	2	.895	7	0	1.000	NCAA Finals
2009	15	3	.833	7	0	1.000	NCAA Semifinals
2010	15	4	.789	7	0	1.000	NCAA Quarterfinals
2011	11	6	.647	6	1	.857	NCAA First Round
2012	9	8	.529	6	1	.857	NCAA First Round
2013	11	5	.688	7	0	1.000	NCAA First Round
2014	13	5	.765	6	1	.857	NCAA Second Round
2015	14	4	.778	6	1	.857	NCAA Second Round
2016	13	4	.765	6	1	.857	
Totals	190	98	.660	86	33	.714	

* 2007 IWLCA and Inside Lacrosse National Coach of the Year

* 2008 IWLCA Mid-Atlantic Coach of the Year

Quakers Rank No. 9 in RPI

The latest NCAA RPI slots Penn in at No. 9 – second-highest among Ivy League teams. Of the eight teams ahead of the Quakers, Penn has played three of them. Penn has played six games against the RPI Top-20 and seven against the RPI Top-25. Penn is 5-2 against the RPI Top-25 this season.

Keeping It Clean

Penn is one of the stingiest teams in the country when it comes to coughing up the ball, ranking No. 3 in the nation with 10.59 turnovers per game. In ten games where Penn committed 12 or fewer turnovers, the Quakers are 10-2 with wins in their last ten after turning the ball over 11 times at Duke in the second game of the season.

Quakers Can Handle OT in NCAAAs

Last year's 11-10 win over Albany was Penn's third overtime win in a NCAA Tournament game, tied for fourth-most all-time by any team. Overall, Penn is 3-2 in OT during NCAAAs -- tied for fifth-most OT games in tournament history.

Corbett Looks to Keep Climbing

Karin Corbett's 12 wins in NCAA Tournament games are ninth-most all-time. Overall, her .526 winning% is 13th all-time in the NCAA Tournament and eighth among coaches who have appeared in 19 or more games.

Nina Knows Assists

Nina Corcoran's assist prowess has not been limited to just regular season games. In seven career NCAA Tournament appearances, she has recorded 19 assists - most by a Penn player. Her five assists last year against Syracuse in the second round are tied for No. 6 all-time in a game during the national tournament. Her eight assists during the 2015 tournament are tied for No. 10 all-time.

Penn in the NCAA Tournament

All-Time Record: 13-11
Record as Home Team: 11-1
Record at Franklin Field: 3-1
Record on the Road: 1-6
Record at Neutral Site: 7-3
Record in First Round: 8-4
Record in Overtime: 3-2
Record in Double Overtime: 1-1

2016

1st Rd. - #7 Penn 17, Wagner 7
2nd Rd. - #7 Penn 12, Towson 4

2015

1st Rd. - Penn 11, Albany 10 (OT)
2nd Rd. - #4 Syracuse 13, Penn 10

2014

1st Rd. - Penn 9, Canisius 4
2nd Rd. - #1 Maryland 13, Penn 5

2013

1st Rd. - Virginia 12, Penn 6

2012

1st Rd. - #6 Loyola (MD) 10, Penn 9 OT

2011

1st Rd. - #5 Duke 12, Penn 9

2010 - Quarterfinals

1st Rd. - #8 Penn 14, Boston U. 9
QF - #1 Maryland 15, #8 Penn 10

2009 - Final Four

1st Rd. - #4 Penn 10, Fairfield 8
QF - #4 Penn 10, #5 Duke 9
2OT
SF - #1 Northwestern 13, #4 Penn 12 2OT

2008 - Final Four

1st Rd. - #2 Penn 16, Colgate 7
QF - #2 Penn 8, Boston U. 5
SF - #2 Penn 9, #11 Duke 8 OT
Final - #1 Northwestern 10, #2 Penn 6

2007 - Final Four

1st Rd. - #4 Penn 11, Boston U. 5
QF - #4 Penn 9, #5 Maryland 7
SF - #1 Northwestern 12, #4 Penn 2

1984

1st Rd. - Delaware 18, Penn 1

1983

1st Rd. - Penn 9, Loyola (Md.) 5
2nd Rd. - Penn State 12, Penn 2

Penn NCAA Tournament Leaders

Goals

1. Ali Deluca (2007-10) 27
2. Emma Spiro (2007-10) 18
3. Tory Bensen (2011-15) 15
4. Erin Brennan (2009-12) 12
4. Giulia Giordano (2008-11) 12
4. Rachel Manson (2007-09) 12
7. Melissa Lehman (2007-08) 10
7. **Catherine Dickinson (2013-Present) . . . 10**
9. **Iris Williamson (2013-Present) . . . 9**
9. Becca Edwards (2007-09) 9
11. **Nina Corcoran (2013-Present) . . . 8**

Assists

1. **Nina Corcoran (2013-Present) . . . 19**
2. Erin Brennan (2009-12) 13
3. Ali DeLuca (2007-10) 7
4. Giulia Giordano (2008-11) 6
5. Becca Edwards (2007-09) 5
6. Allison Ambrozy (2007-08) 4

Points

1. Ali DeLuca (2007-10) 34
2. **Nina Corcoran (2013-Present) . . . 27**
3. Erin Brennan (2009-12) 25
4. Emma Spiro (2007-10) 19
5. Giulia Giordano (2008-11) 18
6. Tory Bensen (2011-15) 16
7. Becca Edwards (2007-09) 14
8. Rachel Manson (2007-08) 14
9. Melissa Lehman (2007-08) 13
10. **Catherine Dickinson (2013-Present) . . 12**

Draw Controls

1. Ali DeLuca (2007-10) 19
2. Emma Spiro (2007-10) 15
2. Allison Ambrozy (2007-08) 15
4. Meg Markham (2012-15) 13
5. **Caroline Cummings (2015-Present) . . . 12**
5. Maddie Poplawski (2010-2013) . . . 11
5. Giulia Giordano (2008-11) 11
7. Melissa Lehman (2007-08) 10
7. **Emilia Lopez-Ona (2015-Present) 10**

Ground Balls

1. Ali DeLuca (2007-10) 16
2. Tarah Kirnan (2007-08) 14
3. Meg Markham (2012-15) 11
3. Sarah Waxman (2007-08) 11
5. Lindsey Smith (2011-15) 11
5. Emily Szelest (2007-10) 10
7. Emma Spiro (2007-10) 9
7. Barb Seaman (2007-10) 9
8. **Brooke Kiley (2013-Present) 9**

Caused Turnovers

1. Ali DeLuca (2007-10) 17
2. Meg Markham (2012-15) 11
3. Tarah Kirnan (2007-08) 9
4. **Megan Kelly (2014-Present) 7**
4. Melissa Lehman (2007-08) 7
6. Emma Spiro (2007-10) 6
6. Lydia Miller (2011-15) 6

Saves

1. Emily Szelest (2007-10) 48
2. Sarah Waxman (2007-08) 45
3. Lucy Ferguson (2013-15) 34
4. Emily Leitner (2009-12) 14

Penn's All-Time Ivy Tournament Leaders

Goals

1. Meredith Cain (2010-13) 12
2. Tory Bensen (2010-15) 11
3. Maddie Poplawski (2010-13) 10
3. **Nina Corcoran (2013-Present) 10**
5. **Catherine Dickinson (2013-Present) 9**
6. Erin Brennan (2010-12) 8
7. **Lely DeSimone (2013-Present) 7**
7. Caroline Bunting (2010-13) 7
9. Courtney Tomchik (2011-2014) 6
10. Lindsey Smith (2011-15) 5

Assists

1. **Nina Corcoran (2013-Present) 8**
2. Erin Brennan (2010-12) 7
3. Ali DeLuca (2010) 6
4. **Emily Rogers-Healion (2014-Present) 5**
5. Meredith Cain (2010-13) 4
5. **Catherine Dickinson (2013-Present) 4**
7. Caroline Bunting (2010-13) 3
7. Giulia Giordano (2010-11) 3
9. **Iris Williamson (2013-Present) 3**
10. Tory Bensen (2011-15) 2

Points

1. **Nina Corcoran (2013-Present) 18**
2. Meredith Cain (2010-13) 16
3. Erin Brennan (2010-12) 15
4. Tory Bensen (2011-15) 13
5. **Catherine Dickinson (2013-Present) 13**
6. Maddie Poplawski (2010-13) 11
7. Ali DeLuca (2010) 10
7. Caroline Bunting (2010-13) 10
9. **Iris Williamson (2013-Present) 8**
10. **Lely DeSimone (2013-Present) 7**

Draw Controls

1. Meg Markham (2012-15) 16
2. Meredith Cain (2010-13) 15
3. Maddie Poplawski (2010-13) 13
4. **Brooke Kiley (2013-Present) 8**
5. Emma Spiro (2010) 6
6. Caroline Bunting (2010-13) 5
7. **Alex Condon (2015-Present) 5**
7. **Nina Corcoran (2013-Present) 5**
7. **Catherine Dickinson (2013-Present) 3**
10. **Lely DeSimone (2013-Present) 3**
10. Lindsey Smith (2011-15) 2
10. Lydia Miller (2011-15) 2

Ground Balls

1. Emily Leitner (2010-12) 14
2. Meg Markham (2012-15) 13
3. Meredith Cain (2010-13) 10
3. Maddie Poplawski (2010-13) 10
5. Lydia Miller (2011-15) 8
6. **Megan Kelly (2015-16) 7**
6. Tory Bensen (2011-15) 7
6. Taylor Foussadier (2012-15) 7
8. Barb Seaman (2010) 6
9. Lucy Ferguson (2013-15) 5
10. Lindsey Smith (2011-15) 4

Caused Turnovers

1. Meg Markham (2012-Present) 10
2. **Megan Kelly (2014-Present) 5**
2. **Nina Corcoran (2013-Present) 5**
2. Meredith Cain (2010-13) 5
2. Maddie Poplawski (2010-13) 5
6. Giulia Giordano (2010-11) 4
7. Leah McBride (2012-Present) 2

Saves

1. Lucy Ferguson (2013-15) 45
2. Emily Leitner (2010-12) 23
3. Emily Szelest (2010) 7

Penn in the Ivy Tournament

All-Time Record: 9-4

Record as Home Team: 8-3

Record as Visiting Team: 1-1

Record at Franklin Field: 5-2

Record at Penn Park: 1-1

Record on the Road: 1-1

Record at Neutral Site: 2-0

Record in Semifinals: 5-1

Record in Finals: 3-3

Record in Overtime: 1-1

Record vs. Brown: 0-0

Record vs. Columbia: 0-0

Record vs. Cornell: 2-1

Record vs. Dartmouth: 2-1

Record vs. Harvard: 2-0

Record vs. Princeton: 2-2

Record vs. Yale: 0-0

2015 (at Franklin Field)

SF: #1 Penn def. #4 Harvard, 6-5 (OT)

Final: #3 Cornell def. #1 Penn, 11-10

2015 (at Princeton)

SF: #2 Penn def. #3 Cornell, 7-6

Final: #1 Princeton def. #3 Penn, 14-11

2014 (at Princeton)

SF: #2 Penn def. #3 Harvard, 10-9 2OT

Final: #2 Penn def. #1 Princeton, 9-6

2013 (Franklin Field)

SF: #1 Penn def #4 Cornell, 10-5

Final: #1 Penn def. #2 Dartmouth, 10-7

2012 (Penn Park)

SF: #1 Penn def. #4 Harvard, 9-5

Final: #2 Dartmouth def. #1 Penn, 6-4

2011 (Franklin Field)

SF: #4 Princeton def. #1 Penn, 10-8 OT

2010 (Franklin Field)

SF: #1 Penn def. #4 Princeton, 13-9

Final: #1 Penn def. #2 Dartmouth, 9-8

ALEX CONDON



The Ivy League attacker of the year leads the nation with 48. She also has 21 goals.

Quakers' Corcoran racking up assists

By Marc Narducci
STAFF WRITER

Many people contributed to the ninth regular-season Ivy League women's lacrosse title in the last 10 years for Penn, but a big assist goes to senior attack Nina Corcoran.

Make that several assists. Corcoran, who on Wednesday was named the Ivy League attacker of the year, leads the nation with 48 assists and 3.2 assists per game for the 12-3 Quakers, who are ranked No. 12 in the most recent Intercollegiate Women's Lacrosse Coaches Association poll.

As with anybody who dishes to teammates with such stunning regularity, Corcoran is often thinking a play or two ahead of the opposition.

"She has tremendous vision," said Penn coach Karin Corbett, who was named Ivy League coach of the year. "She sees sometimes that a kid is open before that player realizes she is open."

Corcoran, who is from Sacred Heart Academy in Long Island, N.Y., likes to pass off the credit for her success the way she passes in a game.

"It is an awesome feeling, but I wouldn't be able to get this without my teammates and coaches," she said about the Ivy League honor.

Her teammates know that, when playing with Corcoran, they have to keep alert, because a pass could zip by at any time, threaded through the smallest of windows.

"She always has her head up and is always looking for the next play and is



Senior Nina Corcoran "has tremendous vision," says her coach with the Quakers, who are ranked No. 12 in the nation heading into the Ivy semifinals.

CLEM MURRAY / Staff Photographer

out there to make everybody else better," said teammate Iris Williamson, a fellow all-Ivy League selection and product of Germantown Friends. "She is one of the most selfless players I ever played with."

Corcoran owns the Penn career mark with 117 assists, breaking a school record that stood since 1983. Yet she hasn't abandoned her scoring duties. This season she has 21 goals.

That's not bad for somebody who never played attack until late in her fresh-

man season. Corcoran was always a midfielder before going to Penn and wasn't seeing a lot of playing time as a freshman at that position, until a Penn attack was injured.

"We saw some of the things she could do offensively, so we decided to try her there," Corbett said. "She has just blossomed at that position and has been our quarterback the last couple of years."


Penn will be the top seed when the Quakers host the Ivy League tournament semifinals Friday at Frank-

lin Field.

At 4 p.m., No. 3-seeded Cornell will meet No. 2 Princeton. Penn will face No. 4 Harvard at 7 p.m. with the winners playing Sunday in the championship game at 11 a.m.

The tournament champion will earn the Ivy League's automatic NCAA bid.

Regardless of how Penn fares in the Ivy tournament, the Quakers still appear headed to the 24-team NCAA tournament, which will conclude with the semifinals and championship May 27 and



“It is an awesome feeling, but I wouldn't be able to get this without my teammates and coaches.”

Nina Corcoran

May 29 at Talen Energy Stadium in Chester, home of the Union.

Penn has earned nine consecutive NCAA tournament berths.


As her career is winding down, Corcoran wants to make one lasting impression.

"It is our last go, so we're leaving it all out on the field," she said.

In keeping with her selfless demeanor, she said she had no preference when it came to scoring or assisting.

"It doesn't matter," she said. "As long as the ball is in the back of the net, that is the only thing that counts."

✉ mnarducci@phillynews.com
@sjnard



2016 Penn Women's Lacrosse Stats
Penn I Individual Game-by-Game
All games (as of May 19, 2016)

#11 Barcia, Sarah

Date	Opponent	Score	GP	GS	G	A	Pts	Sh	Sog	GWfpg-fps	GB	DC	TO	CT	Fo	RC	YC	GC
Feb 20, 201	DELAWARE	12-10	*		1	1	2	3	2	1 0-0	0	0	1	0	0	0	0	0
Feb 28, 201	Duke	6-12	*		0	0	0	6	1	0 0-1	0	0	0	0	1	0	0	0
Mar 02, 201	RUTGERS	15-8	*		1	0	1	2	1	0 0-0	0	0	0	0	0	0	0	0
Mar. 5, 2016	BRWN	8-3	*		1	0	1	2	1	0 0-0	0	0	0	0	0	0	0	0
Mar 08, 201	Saint Joseph's	12-6	*		1	0	1	2	2	0 0-0	0	0	0	0	1	0	0	0
Mar 12, 201	Georgetown	15-8	*		1	0	1	1	1	0 0-0	0	0	0	1	0	0	0	0
Mar 19, 201	Towson	7-4	*		1	0	1	1	1	0 0-0	1	0	1	0	1	0	0	0
Mar 23, 201	MARYLAND	8-12	*		0	0	0	0	0	0 0-0	0	0	0	0	0	0	0	0
3/27/16	Dartmouth	9-10	*		0	0	0	0	0	0 0-0	0	0	0	0	1	0	0	0
Apr 09, 2016	COLUMBIA	15-9	*		2	0	2	3	2	0 0-0	0	0	0	0	2	0	0	0
Apr 16, 2016	HARVARD	8-7	*		1	0	1	2	2	0 0-1	0	0	0	0	0	0	0	0
Apr 20, 2016	Princeton	12-7	*		0	0	0	0	0	0 0-0	0	0	1	0	0	0	0	0
Apr 23, 2016	Yale Bulldogs	9-8	*		2	0	2	2	2	1 0-0	1	0	0	0	0	0	0	0
Apr 30, 2016	Cornell	10-6	*		0	1	1	3	2	0 0-0	0	0	2	0	0	0	0	0
May 06, 201	HARVARD	6-5	*		1	1	2	2	2	0 1-1	0	0	2	0	0	0	0	0
May 08, 201	CORNELL	10-11	*		0	0	0	0	0	0 0-0	1	0	1	0	0	0	0	0
May 13, 201	Wagner	17-7	*		1	0	1	2	2	0 0-0	0	0	0	0	0	0	0	0
May 15, 201	Towson	12-4	*		2	2	4	2	2	0 0-0	0	0	0	0	0	0	0	0
Totals		191-137	18	0	15	5	20	33	23	2 1-3	3	0	8	1	6	0	0	0

Per-game summary

Games played: 18

Shots per game: 1.83; Goals per game: 0.83

Assists per game: 0.28; Points per game: 1.11

Shot pct: .455; SOG pct: .697

Faceoff W-L pct: .000

Interceptions 0; Stick checks 0; Blocks 0; Drawn charges 0

#52 Brown, Britt

Date	Opponent	Score	GP	GS	G	A	Pts	Sh	Sog	GWfpg-fps	GB	DC	TO	CT	Fo	RC	YC	GC
Feb 20, 201	DELAWARE	12-10	*		0	0	0	0	0	0 0-0	2	0	0	0	0	0	0	0
Feb 28, 201	Duke	6-12	*		0	0	0	0	0	0 0-0	2	0	0	0	0	0	0	0
Mar 02, 201	RUTGERS	15-8	*		0	0	0	0	0	0 0-0	1	0	0	0	0	0	0	0
Mar. 5, 2016	BRWN	8-3	*		0	0	0	0	0	0 0-0	0	0	0	0	0	0	0	0
Mar 08, 201	Saint Joseph's	12-6	*		0	0	0	0	0	0 0-0	3	0	0	0	0	0	0	0
Mar 12, 201	Georgetown	15-8	*		0	0	0	0	0	0 0-0	0	0	0	0	0	0	0	0
Mar 19, 201	Towson	7-4	*		0	0	0	0	0	0 0-0	1	0	0	0	0	0	0	0
Mar 23, 201	MARYLAND	8-12	*		0	0	0	0	0	0 0-0	0	0	0	0	0	0	0	0
3/27/16	Dartmouth	9-10	*		0	0	0	0	0	0 0-0	1	0	3	0	0	0	0	0
Apr 16, 2016	HARVARD	8-7	*		0	0	0	0	0	0 0-0	3	0	0	1	0	0	0	0
Apr 20, 2016	Princeton	12-7	*		0	0	0	0	0	0 0-0	1	0	0	0	0	0	0	0
Apr 23, 2016	Yale Bulldogs	9-8	*		0	0	0	0	0	0 0-0	0	0	0	0	0	0	0	0
Apr 30, 2016	Cornell	10-6	*		0	0	0	0	0	0 0-0	0	0	0	0	0	0	0	0
May 06, 201	HARVARD	6-5	*		0	0	0	0	0	0 0-0	1	0	0	0	0	0	0	0
May 08, 201	CORNELL	10-11	*		0	0	0	0	0	0 0-0	1	0	0	1	0	0	0	0
May 13, 201	Wagner	17-7	*		0	0	0	0	0	0 0-0	0	0	0	0	0	0	0	0
May 15, 201	Towson	12-4	*		0	0	0	0	0	0 0-0	1	0	0	0	0	0	0	0
		176-128	17	0	0	0	0	0	0	0 0-0	17	0	3	2	0	0	0	0

Per-game summary

Games played: 17

Shots per game: 0.00; Goals per game: 0.00

Assists per game: 0.00; Points per game: 0.00

Shot pct: .000; SOG pct: .000

Faceoff W-L pct: .000

Interceptions 0; Stick checks 0; Blocks 0; Drawn charges 0

2016 Penn Women's Lacrosse Stats
Penn Individual Game-by-Game
All games (as of May 19, 2016)

Date	Opponent	Score	GP	GS	Minutes	GA	GAA	AvgSaves	Save%	W	L	T	Faced
Feb 20, 201	DELAWARE	12-10	*	*	60:00	10	10.00	9	.474	1	0	0	21
Feb 28, 201	Duke	6-12	*	*	57:10	9	9.73	9	.486	1	1	0	23
Mar 02, 201	RUTGERS	15-8	*	*	38:30	1	7.71	3	.512	2	1	0	7
Mar. 5, 2016	BRWN	8-3	*	*	60:00	3	6.40	6	.540	3	1	0	12
Mar 08, 201	Saint Joseph's	12-6	*	*	60:00	6	6.31	4	.517	4	1	0	15
Mar 12, 201	Georgetown	15-8	*	*	60:00	8	6.61	8	.513	5	1	0	22
Mar 19, 201	Towson	7-4	*	*	60:00	4	6.22	4	.512	6	1	0	9
Mar 23, 201	MARYLAND	8-12	*	*	60:00	12	6.98	13	.514	6	2	0	32
3/27/16	Dartmouth	9-10	*	*	53:25	10	7.43	9	.508	6	3	0	23
Apr 16, 2016	HARVARD	8-7	*	*	60:00	7	7.38	7	.507	7	3	0	19
Apr 20, 2016	Princeton	12-7	*	*	60:00	7	7.34	6	.503	8	3	0	18
Apr 23, 2016	Yale Bulldogs	9-8	*	*	60:00	8	7.40	7	.500	9	3	0	23
Apr 30, 2016	Cornell	10-6	*	*	60:00	6	7.29	8	.505	10	3	0	21
May 06, 201	HARVARD	6-5	*	*	64:38	5	7.08	7	.510	11	3	0	20
May 08, 201	CORNELL	10-11	*	*	60:00	11	7.35	4	.493	11	4	0	19
May 13, 201	Wagner	17-7	*	*	60:00	7	7.33	5	.489	12	4	0	17
May 15, 201	Towson	12-4	*	*	60:00	4	7.12	6	.494	13	4	0	16
			17	17	993:43	118	7.12	115	.494	13	4	0	317

#30 Condon, Alex

Date	Opponent	Score	GP	GS	G	A	Pts	Sh	Sog	GWfpg-fps	GB	DC	TO	CT	Fo	RC	YC	GC			
Feb 20, 201	DELAWARE	12-10	*		0	0	0	0	0	0-0	0	0	1	0	0	0	0	0			
Feb 28, 201	Duke	6-12	*		0	0	0	1	1	0-0	1	0	0	0	0	0	0	0			
Mar 02, 201	RUTGERS	15-8	*	*	1	0	1	2	2	0-1	0	2	1	0	0	0	0	0			
Mar. 5, 2016	BRWN	8-3	*	*	0	0	0	1	0	0-0	1	1	0	0	2	0	0	0			
Mar 08, 201	Saint Joseph's	12-6	*	*	3	0	3	3	3	0-0	2	0	1	2	2	0	0	0			
Mar 12, 201	Georgetown	15-8	*		2	1	3	5	3	0-1	2	2	0	2	2	0	0	0			
Mar 19, 201	Towson	7-4	*		2	1	3	4	2	0-0	1	0	1	0	2	0	0	0			
Mar 23, 201	MARYLAND	8-12	*	*	3	0	3	4	4	0-0	3	0	0	4	2	0	0	0			
3/27/16	Dartmouth	9-10	*	*	1	0	1	8	1	0-1	1	0	1	3	5	0	1	0			
Apr 03, 2016	NORTHWESTERN	14-13	*		3	0	3	7	5	0-0	1	0	1	0	3	0	0	0			
Apr 09, 2016	COLUMBIA	15-9	*		4	0	4	6	4	1-1	4	0	2	3	3	0	0	0			
Apr 16, 2016	HARVARD	8-7	*	*	3	0	3	5	3	0-0	2	0	0	1	4	0	1	0			
Apr 20, 2016	Princeton	12-7	*	*	3	0	3	7	5	0-1	1	0	0	2	1	0	0	0			
Apr 23, 2016	Yale Bulldogs	9-8	*	*	4	0	4	6	5	0-0	1	3	1	1	4	0	0	0			
Apr 30, 2016	Cornell	10-6	*	*	4	0	4	6	4	0-0	2	4	0	2	2	0	0	0			
May 06, 201	HARVARD	6-5	*	*	1	0	1	4	4	0-0	4	0	2	1	2	0	0	0			
May 08, 201	CORNELL	10-11	*	*	3	0	3	5	4	0-1	1	1	0	0	3	0	0	0			
May 13, 201	Wagner	17-7	*	*	4	1	5	4	4	1-1	0	1	1	0	2	0	0	0			
May 15, 201	Towson	12-4	*	*	0	0	0	1	1	0-0	0	0	1	0	1	0	2	0			
			205	150	19	13	41	3	44	79	55	3	4-7	27	14	13	21	40	0	4	0

Per-game summary

Games played: 19

Shots per game: 4.16; Goals per game: 2.16

Assists per game: 0.16; Points per game: 2.32

Shot pct: .519; SOG pct: .696

Faceoff W-L pct: .000

Interceptions 0; Stick checks 0; Blocks 0; Drawn charges 0

2016 Penn Women's Lacrosse Stats
 Penn Individual Game-by-Game
 All games (as of May 19, 2016)

#19 Corcoran, Chrissy

Date	Opponent	Score	GP	GS	G	A	Pts	Sh	Sog	GWfpg-fps	GB	DC	TO	CT	Fo	RC	YC	GC
Mar 02, 201	RUTGERS	15-8	*		0	0	0	0	0	0-0	0	0	0	0	0	0	0	0
Mar 08, 201	Saint Joseph's	12-6	*		0	0	0	0	0	0-0	0	0	1	0	0	0	0	0
May 13, 201	Wagner	17-7	*		0	0	0	0	0	0-0	0	0	0	0	0	0	0	0
		44-21	3	0	0	0	0	0	0	0-0	0	0	1	0	0	0	0	0

Per-game summary

Games played: 3

Shots per game: 0.00; Goals per game: 0.00

Assists per game: 0.00; Points per game: 0.00

Shot pct: .000; SOG pct: .000

Faceoff W-L pct: .000

Interceptions 0; Stick checks 0; Blocks 0; Drawn charges 0

#17 Corcoran, Nina

Date	Opponent	Score	GP	GS	G	A	Pts	Sh	Sog	GWfpg-fps	GB	DC	TO	CT	Fo	RC	YC	GC
Feb 20, 201	DELAWARE	12-10	*	*	2	4	6	4	4	0-0	1	0	2	1	0	0	0	0
Feb 28, 201	Duke	6-12	*	*	1	0	1	1	1	0-0	0	0	2	2	2	0	0	0
Mar 02, 201	RUTGERS	15-8	*	*	2	6	8	4	3	0-0	1	0	3	0	1	0	0	0
Mar. 5, 2016	BRWN	8-3	*	*	2	0	2	5	3	0-1	0	0	3	0	0	0	0	0
Mar 08, 201	Saint Joseph's	12-6	*	*	2	5	7	6	5	0-1	1	0	3	1	0	0	0	0
Mar 12, 201	Georgetown	15-8	*	*	0	3	3	2	2	0-2	2	0	1	2	0	0	0	0
Mar 19, 201	Towson	7-4	*	*	1	3	4	3	2	0-0	1	0	4	2	0	0	0	0
Mar 23, 201	MARYLAND	8-12	*	*	0	2	2	2	1	0-0	0	1	4	0	2	0	0	0
3/27/16	Dartmouth	9-10	*	*	3	4	7	7	5	0-1	0	0	3	2	1	0	0	0
Apr 03, 2016	NORTHWESTERN	14-13	*	*	1	4	5	2	1	0-0	0	2	1	0	2	0	0	0
Apr 09, 2016	COLUMBIA	15-9	*	*	4	4	8	4	4	0-0	4	1	1	3	1	0	0	0
Apr 16, 2016	HARVARD	8-7	*	*	0	2	2	5	3	0-2	0	0	1	0	1	0	0	0
Apr 20, 2016	Princeton	12-7	*	*	2	5	7	5	2	0-2	1	0	4	0	0	0	0	0
Apr 23, 2016	Yale Bulldogs	9-8	*	*	0	5	5	0	0	0-0	1	0	3	0	2	0	0	0
Apr 30, 2016	Cornell	10-6	*	*	1	1	2	2	2	0-0	0	0	3	1	0	0	0	0
May 06, 201	HARVARD	6-5	*	*	0	1	1	4	2	0-1	2	0	5	1	1	0	0	0
May 08, 201	CORNELL	10-11	*	*	2	3	5	4	3	0-0	2	2	2	0	4	0	0	0
May 13, 201	Wagner	17-7	*	*	3	4	7	3	3	0-0	1	0	5	1	0	0	0	0
May 15, 201	Towson	12-4	*	*	1	2	3	2	1	0-0	1	0	1	0	0	0	1	0
		205-150	19	19	27	58	85	65	47	1-3	18	6	51	16	17	0	1	0

Per-game summary

Games played: 19

Shots per game: 3.42; Goals per game: 1.42

Assists per game: 3.05; Points per game: 4.47

Shot pct: .415; SOG pct: .723

Faceoff W-L pct: .000

Interceptions 0; Stick checks 0; Blocks 0; Drawn charges 0

2016 Penn Women's Lacrosse Stats
 Penn Individual Game-by-Game
 All games (as of May 19, 2016)

9 Cromie, Katie

Date	Opponent	Score	GP	GS	G	A	Pts	Sh	Sog	GWfpg-fps	GB	DC	TO	CT	Fo	RC	YC	GC
Feb 20, 201	DELAWARE	12-10	*	*	0	0	0	0	0	0-0	3	0	0	1	0	0	0	0
Feb 28, 201	Duke	6-12	*	*	0	0	0	0	0	0-0	1	0	0	0	1	0	0	0
Mar 02, 201	RUTGERS	15-8	*	*	0	0	0	0	0	0-0	0	0	0	2	1	0	0	0
Mar. 5, 2016	BRWN	8-3	*	*	0	0	0	0	0	0-0	3	2	0	1	2	0	0	0
Mar 08, 201	Saint Joseph's	12-6	*	*	0	0	0	0	0	0-0	1	1	0	1	2	0	0	0
Mar 12, 201	Georgetown	15-8	*	*	0	0	0	0	0	0-0	1	0	0	2	1	0	0	0
Mar 19, 201	Towson	7-4	*	*	0	0	0	0	0	0-0	2	0	1	0	1	0	0	0
Mar 23, 201	MARYLAND	8-12	*	*	0	0	0	0	0	0-0	4	0	0	3	4	0	0	0
3/27/16	Dartmouth	9-10	*	*	0	0	0	0	0	0-0	2	0	0	1	0	0	0	0
Apr 03, 2016	NORTHWESTERN	14-13	*	*	0	0	0	0	0	0-0	5	0	2	2	4	0	0	0
Apr 09, 2016	COLUMBIA	15-9	*	*	0	0	0	0	0	0-0	1	2	1	0	0	0	0	0
Apr 16, 2016	HARVARD	8-7	*	*	0	0	0	0	0	0-0	0	1	0	0	2	0	0	0
Apr 20, 2016	Princeton	12-7	*	*	0	0	0	0	0	0-0	2	0	0	0	2	0	0	0
Apr 23, 2016	Yale Bulldogs	9-8	*	*	0	0	0	0	0	0-0	1	0	0	0	1	0	0	0
Apr 30, 2016	Cornell	10-6	*	*	0	0	0	0	0	0-0	3	0	1	0	1	0	0	0
May 06, 201	HARVARD	6-5	*	*	0	0	0	0	0	0-0	1	0	0	2	0	0	0	0
May 08, 201	CORNELL	10-11	*	*	0	0	0	0	0	0-0	0	0	0	1	4	0	0	0
May 13, 201	Wagner	17-7	*	*	0	0	0	0	0	0-0	2	0	0	0	0	0	0	0
May 15, 201	Towson	12-4	*	*	0	0	0	0	0	0-0	2	0	0	1	1	0	0	0
		205-150	19	19	0	0	0	0	0	0-0	34	6	5	17	27	0	0	0

Per-game summary

Games played: 19

Shots per game: 0.00; Goals per game: 0.00

Assists per game: 0.00; Points per game: 0.00

Shot pct: .000; SOG pct: .000

Faceoff W-L pct: .000

Interceptions 0; Stick checks 0; Blocks 0; Drawn charges 0

#20 Cummings, Caroline

Date	Opponent	Score	GP	GS	G	A	Pts	Sh	Sog	GWfpg-fps	GB	DC	TO	CT	Fo	RC	YC	GC
Feb 20, 201	DELAWARE	12-10	*	*	2	0	2	2	2	0-0	0	4	0	0	2	0	0	0
Feb 28, 201	Duke	6-12	*	*	0	1	1	0	0	0-0	0	1	1	0	3	0	0	0
Mar 02, 201	RUTGERS	15-8	*	*	1	0	1	3	2	0-1	0	7	1	0	2	0	0	0
Mar 12, 201	Georgetown	15-8	*	*	0	0	0	0	0	0-0	0	2	0	0	1	0	0	0
Mar 19, 201	Towson	7-4	*	*	0	0	0	3	3	0-0	4	1	1	1	1	0	0	0
Mar 23, 201	MARYLAND	8-12	*	*	1	0	1	2	1	0-0	0	1	1	0	1	0	0	0
3/27/16	Dartmouth	9-10	*	*	0	0	0	0	0	0-0	0	3	0	0	3	0	0	0
Apr 03, 2016	NORTHWESTERN	14-13	*	*	2	1	3	2	2	0-0	0	3	2	0	0	0	0	0
Apr 09, 2016	COLUMBIA	15-9	*	*	1	0	1	3	2	0-1-2	0	0	1	1	3	0	0	0
Apr 16, 2016	HARVARD	8-7	*	*	0	0	0	0	0	0-0	1	4	1	0	1	0	0	0
Apr 20, 2016	Princeton	12-7	*	*	2	0	2	3	3	0-0	1	3	0	0	1	0	0	0
Apr 23, 2016	Yale Bulldogs	9-8	*	*	0	0	0	2	0	0-0	1	2	1	1	0	0	0	0
Apr 30, 2016	Cornell	10-6	*	*	1	0	1	1	1	0-0	1	1	1	0	2	0	0	0
May 06, 201	HARVARD	6-5	*	*	1	0	1	6	3	0-2	1	3	0	0	1	0	0	0
May 08, 201	CORNELL	10-11	*	*	2	0	2	3	3	0-0	0	3	0	0	4	0	0	0
May 13, 201	Wagner	17-7	*	*	2	1	3	4	4	0-0	1	6	0	0	1	0	0	0
May 15, 201	Towson	12-4	*	*	3	0	3	7	5	1-1-2	0	6	0	0	1	0	0	0
		185-141	17	16	18	3	21	41	31	3-2-7	10	50	10	3	27	0	0	0

Per-game summary

Games played: 17

Shots per game: 2.41; Goals per game: 1.06

Assists per game: 0.18; Points per game: 1.24

Shot pct: .439; SOG pct: .756

Faceoff W-L pct: .000

Interceptions 0; Stick checks 0; Blocks 0; Drawn charges 0

2016 Penn Women's Lacrosse Stats
 Penn Individual Game-by-Game
 All games (as of May 19, 2016)

8 D'Amore, Kendall

Date	Opponent	Score	GP	GS	G	A	Pts	Sh	Sog	GWfpg-fps	GB	DC	TO	CT	Fo	RC	YC	GC
Mar 02, 201	RUTGERS	15-8	*		0	0	0	0	0	0-0	0	0	0	0	0	0	0	0
		15-8	1	0	0	0	0	0	0	0-0	0	0	0	0	0	0	0	0

Per-game summary

Games played: 1

Shots per game: 0.00; Goals per game: 0.00

Assists per game: 0.00; Points per game: 0.00

Shot pct: .000; SOG pct: .000

Faceoff W-L pct: .000

Interceptions 0; Stick checks 0; Blocks 0; Drawn charges 0

#22 D'Amore, Lauren

Date	Opponent	Score	GP	GS	G	A	Pts	Sh	Sog	GWfpg-fps	GB	DC	TO	CT	Fo	RC	YC	GC
Mar 02, 201	RUTGERS	15-8	*		1	0	1	1	1	0-0	0	0	0	0	0	0	0	0
3/27/16	Dartmouth	9-10	*		1	0	1	1	1	0-0	0	0	0	0	0	0	0	0
May 06, 201	HARVARD	6-5	*		0	0	0	0	0	0-0	0	0	0	0	0	0	0	0
May 13, 201	Wagner	17-7	*		0	0	0	0	0	0-0	0	0	0	0	0	0	0	0
May 15, 201	Towson	12-4	*		0	0	0	2	1	0-0	0	0	0	0	0	0	0	0
		59-34	5	0	2	0	2	4	3	0-0	0	0	0	0	0	0	0	0

Per-game summary

Games played: 5

Shots per game: 0.80; Goals per game: 0.40

Assists per game: 0.00; Points per game: 0.40

Shot pct: .500; SOG pct: .750

Faceoff W-L pct: .000

Interceptions 0; Stick checks 0; Blocks 0; Drawn charges 0

#28 DeSimone, Lely

Date	Opponent	Score	GP	GS	G	A	Pts	Sh	Sog	GWfpg-fps	GB	DC	TO	CT	Fo	RC	YC	GC
Feb 20, 201	DELAWARE	12-10	*	*	3	0	3	3	3	0-0	1	0	0	0	3	0	0	0
Feb 28, 201	Duke	6-12	*	*	0	0	0	2	2	0-2	2	0	1	0	0	0	0	0
Mar 02, 201	RUTGERS	15-8	*	*	3	0	3	6	5	1-1	1	1	0	0	6	0	0	0
Mar. 5, 2016	BRWN	8-3	*	*	0	0	0	4	3	0-0	0	0	0	0	0	0	0	0
Mar 08, 201	Saint Joseph's	12-6	*	*	1	1	2	7	5	0-1	1	2	0	0	2	0	0	0
Mar 12, 201	Georgetown	15-8	*	*	3	0	3	5	4	0-1	3	1	0	4	6	0	0	0
Mar 19, 201	Towson	7-4	*	*	0	0	0	2	2	0-2	3	1	0	1	2	0	0	0
Mar 23, 201	MARYLAND	8-12	*	*	1	0	1	1	1	0-0	2	0	2	0	0	0	0	0
3/27/16	Dartmouth	9-10	*	*	1	0	1	2	2	0-1	0	1	2	0	2	0	0	0
Apr 03, 2016	NORTHWESTERN	14-13	*	*	1	0	1	3	1	0-0	1	0	0	1	1	0	1	0
Apr 09, 2016	COLUMBIA	15-9	*	*	0	0	0	3	0	0-0	1	0	1	1	3	0	0	0
Apr 16, 2016	HARVARD	8-7	*	*	1	0	1	1	1	0-0	0	1	3	1	3	0	0	0
Apr 20, 2016	Princeton	12-7	*	*	1	0	1	4	3	0-1	1	0	0	0	3	0	0	0
Apr 23, 2016	Yale Bulldogs	9-8	*	*	1	0	1	2	1	0-0	1	1	1	0	4	0	0	0
Apr 30, 2016	Cornell	10-6	*	*	0	0	0	0	0	0-0	1	0	0	0	2	0	0	0
May 06, 201	HARVARD	6-5	*	*	0	0	0	0	0	0-0	0	0	0	0	1	0	0	0
May 08, 201	CORNELL	10-11	*	*	0	0	0	1	0	0-0	1	1	0	0	2	0	0	0
May 13, 201	Wagner	17-7	*	*	0	0	0	0	0	0-0	1	0	0	0	1	0	1	0
May 15, 201	Towson	12-4	*	*	0	0	0	0	0	0-0	1	0	0	1	2	0	0	0
		205-150	19	19	16	1	17	46	33	1-9	21	9	10	9	43	0	2	0

Per-game summary

Games played: 19

Shots per game: 2.42; Goals per game: 0.84

Assists per game: 0.05; Points per game: 0.89

Shot pct: .348; SOG pct: .717

Faceoff W-L pct: .000

Interceptions 0; Stick checks 0; Blocks 0; Drawn charges 0

2016 Penn Women's Lacrosse Stats
 Penn Individual Game-by-Game
 All games (as of May 19, 2016)

#13 Dickinson, Catherine

Date	Opponent	Score	GP	GS	G	A	Pts	Sh	Sog	GWfpg-fps	GB	DC	TO	CT	Fo	RC	YC	GC
Feb 20, 201	DELAWARE	12-10	*		1	0	1	1	1	0 0-0	0	0	2	0	0	0	0	0
Feb 28, 201	Duke	6-12	*		0	0	0	0	0	0 0-0	0	0	0	0	0	0	0	0
Mar 02, 201	RUTGERS	15-8	*		2	1	3	4	4	0 0-0	1	1	0	0	0	0	1	0
Mar. 5, 2016	BRWN	8-3	*	*	2	0	2	3	3	0 0-0	0	0	0	0	0	0	0	0
Mar 08, 201	Saint Joseph's	12-6	*	*	1	0	1	3	2	1 0-0	3	2	3	2	2	0	1	0
Mar 12, 201	Georgetown	15-8	*		0	0	0	1	1	0 0-0	2	0	1	0	1	0	0	0
Mar 19, 201	Towson	7-4	*		2	0	2	4	4	1 0-0	1	0	0	0	0	0	0	0
Mar 23, 201	MARYLAND	8-12	*	*	2	0	2	2	2	0 0-0	0	0	0	0	0	0	0	0
3/27/16	Dartmouth	9-10	*		1	0	1	2	1	0 0-0	2	0	1	0	0	0	0	0
Apr 03, 2016	NORTHWESTERN	14-13	*	*	2	0	2	2	2	0 0-0	1	2	1	0	0	0	0	0
Apr 09, 2016	COLUMBIA	15-9	*	*	1	1	2	3	2	0 0-0	2	1	1	0	0	0	0	0
Apr 16, 2016	HARVARD	8-7	*		1	0	1	1	1	0 0-0	2	0	0	0	0	0	0	0
Apr 20, 2016	Princeton	12-7	*		2	1	3	2	2	0 0-0	2	0	2	1	0	0	0	0
Apr 23, 2016	Yale Bulldogs	9-8	*		1	0	1	1	1	0 0-0	0	0	0	0	3	0	0	0
Apr 30, 2016	Cornell	10-6	*	*	1	0	1	1	1	0 0-0	0	0	1	0	0	0	0	0
May 06, 201	HARVARD	6-5	*		2	0	2	2	2	0 0-0	2	0	2	0	1	0	0	0
May 08, 201	CORNELL	10-11	*		2	1	3	2	2	0 0-0	0	0	0	0	1	0	0	0
May 13, 201	Wagner	17-7	*		4	1	5	7	7	0 0-0	0	0	0	0	2	0	0	0
May 15, 201	Towson	12-4	*		1	1	2	1	1	0 0-0	0	0	0	0	0	0	0	0
		205-150	19	6	28	6	34	42	39	2 0-0	18	6	14	3	10	0	2	0

Per-game summary

Games played: 19
 Shots per game: 2.21; Goals per game: 1.47
 Assists per game: 0.32; Points per game: 1.79
 Shot pct: .667; SOG pct: .929
 Faceoff W-L pct: .000
 Interceptions 0; Stick checks 0; Blocks 0; Drawn charges 0

#15 Gully, Liz

Date	Opponent	Score	GP	GS	G	A	Pts	Sh	Sog	GWfpg-fps	GB	DC	TO	CT	Fo	RC	YC	GC
Feb 20, 201	DELAWARE	12-10	*	*	0	0	0	0	0	0 0-0	0	2	1	3	2	0	0	0
Feb 28, 201	Duke	6-12	*	*	0	0	0	0	0	0 0-0	2	0	3	0	3	0	0	0
Mar 02, 201	RUTGERS	15-8	*	*	0	0	0	0	0	0 0-0	1	0	0	1	0	0	0	0
Mar. 5, 2016	BRWN	8-3	*	*	0	0	0	0	0	0 0-0	2	1	0	0	0	0	0	0
Mar 08, 201	Saint Joseph's	12-6	*	*	0	0	0	0	0	0 0-0	3	0	1	2	1	0	0	0
Mar 12, 201	Georgetown	15-8	*	*	0	0	0	0	0	0 0-0	2	0	0	0	1	0	0	0
Mar 19, 201	Towson	7-4	*	*	0	0	0	0	0	0 0-0	0	0	0	0	0	0	0	0
3/27/16	Dartmouth	9-10	*		0	0	0	0	0	0 0-0	1	1	0	0	0	0	0	0
Apr 03, 2016	NORTHWESTERN	14-13	*	*	0	0	0	0	0	0 0-0	2	0	0	0	3	0	0	0
Apr 09, 2016	COLUMBIA	15-9	*	*	0	0	0	0	0	0 0-0	1	1	0	0	1	0	0	0
Apr 16, 2016	HARVARD	8-7	*	*	0	0	0	0	0	0 0-0	1	0	2	0	0	0	0	0
Apr 20, 2016	Princeton	12-7	*	*	0	0	0	0	0	0 0-0	1	0	0	0	0	0	0	0
Apr 23, 2016	Yale Bulldogs	9-8	*	*	0	0	0	0	0	0 0-0	0	0	0	0	1	0	0	0
Apr 30, 2016	Cornell	10-6	*	*	0	0	0	0	0	0 0-0	1	0	1	1	0	0	0	0
May 06, 201	HARVARD	6-5	*	*	0	0	0	0	0	0 0-0	0	1	0	0	1	0	0	0
May 08, 201	CORNELL	10-11	*	*	0	0	0	0	0	0 0-0	1	0	0	0	0	0	1	0
May 13, 201	Wagner	17-7	*	*	0	0	0	0	0	0 0-0	2	0	1	0	1	0	0	0
May 15, 201	Towson	12-4	*	*	0	0	0	0	0	0 0-0	0	0	0	0	2	0	0	0
Totals		197-138	18	17	0	0	0	0	0	0 0-0	20	6	9	7	16	0	1	0

Per-game summary

Games played: 18
 Shots per game: 0.00; Goals per game: 0.00
 Assists per game: 0.00; Points per game: 0.00
 Shot pct: .000; SOG pct: .000
 Faceoff W-L pct: .000
 Interceptions 0; Stick checks 0; Blocks 0; Drawn charges 0

2016 Penn Women's Lacrosse Stats
 Penn Individual Game-by-Game
 All games (as of May 19, 2016)

1 Hunt, McKenzie

Date	Opponent	Score	GP	GS	G	A	Pts	Sh	Sog	GWfpg-fps	GB	DC	TO	CT	Fo	RC	YC	GC
Apr 09, 2016	COLUMBIA	15-9	*	*	0	0	0	0	0	0-0	0	0	0	0	0	0	0	0
		15-9	1	1	0	0	0	0	0	0-0	0	0	0	0	0	0	0	0

Per-game summary

Games played: 1

Shots per game: 0.00; Goals per game: 0.00

Assists per game: 0.00; Points per game: 0.00

Shot pct: .000; SOG pct: .000

Faceoff W-L pct: .000

Interceptions 0; Stick checks 0; Blocks 0; Drawn charges 0

3 Junior, Katy

Date	Opponent	Score	GP	GS	G	A	Pts	Sh	Sog	GWfpg-fps	GB	DC	TO	CT	Fo	RC	YC	GC
Feb 20, 201	DELAWARE	12-10	*	*	0	0	0	0	0	0-0	3	1	0	1	1	0	0	0
Feb 28, 201	Duke	6-12	*	*	0	0	0	0	0	0-0	3	0	1	3	5	0	0	0
Mar 02, 201	RUTGERS	15-8	*	*	0	0	0	0	0	0-0	0	0	0	0	2	0	0	0
Mar. 5, 2016	BRWN	8-3	*	*	0	0	0	0	0	0-0	1	0	0	2	0	0	0	0
Mar 08, 201	Saint Joseph's	12-6	*	*	0	0	0	0	0	0-0	0	0	0	1	0	0	0	0
Mar 12, 201	Georgetown	15-8	*	*	0	0	0	0	0	0-0	2	0	0	0	4	0	0	0
Mar 19, 201	Towson	7-4	*	*	0	0	0	0	0	0-0	1	0	1	0	1	0	0	0
Mar 23, 201	MARYLAND	8-12	*	*	0	0	0	0	0	0-0	1	0	1	0	6	0	0	0
3/27/16	Dartmouth	9-10	*	*	0	0	0	0	0	0-0	0	0	1	0	2	0	0	0
Apr 03, 2016	NORTHWESTERN	14-13	*	*	0	0	0	0	0	0-0	0	0	0	1	3	0	0	0
Apr 09, 2016	COLUMBIA	15-9	*	*	0	0	0	0	0	0-0	0	4	1	1	5	0	0	0
Apr 16, 2016	HARVARD	8-7	*	*	0	0	0	0	0	0-0	1	0	0	2	2	0	0	0
Apr 20, 2016	Princeton	12-7	*	*	0	0	0	0	0	0-0	2	0	0	1	0	0	0	0
Apr 23, 2016	Yale Bulldogs	9-8	*	*	0	0	0	0	0	0-0	1	0	0	0	2	0	0	0
Apr 30, 2016	Cornell	10-6	*	*	0	0	0	0	0	0-0	1	0	0	1	6	0	0	0
May 06, 201	HARVARD	6-5	*	*	0	0	0	0	0	0-0	0	0	0	0	3	0	0	0
May 08, 201	CORNELL	10-11	*	*	0	0	0	0	0	0-0	1	0	0	0	3	0	0	0
May 13, 201	Wagner	17-7	*	*	0	0	0	0	0	0-0	2	0	0	2	2	0	0	0
May 15, 201	Towson	12-4	*	*	0	0	0	0	0	0-0	5	0	0	0	2	0	0	0
		205-150	19	19	0	0	0	0	0	0-0	24	5	5	15	49	0	0	0

Per-game summary

Games played: 19

Shots per game: 0.00; Goals per game: 0.00

Assists per game: 0.00; Points per game: 0.00

Shot pct: .000; SOG pct: .000

Faceoff W-L pct: .000

Interceptions 0; Stick checks 0; Blocks 0; Drawn charges 0

2016 Penn Women's Lacrosse Stats
 Penn Individual Game-by-Game
 All games (as of May 19, 2016)

#16 Kelly, Megan

Date	Opponent	Score	GP	GS	G	A	Pts	Sh	Sog	GWfpg-fps	GB	DC	TO	CT	Fo	RC	YC	GC
Feb 20, 201	DELAWARE	12-10	*	*	0	0	0	0	0	0-0	1	0	0	1	0	0	0	0
Feb 28, 201	Duke	6-12	*	*	0	0	0	0	0	0-0	1	0	0	1	0	0	0	0
Mar 02, 201	RUTGERS	15-8	*	*	0	0	0	0	0	0-0	1	0	0	1	4	0	0	0
Mar. 5, 2016	BRWN	8-3	*	*	0	0	0	0	0	0-0	0	0	0	0	3	0	0	0
Mar 08, 201	Saint Joseph's	12-6	*	*	0	0	0	0	0	0-0	0	0	0	1	1	0	0	0
Mar 12, 201	Georgetown	15-8	*	*	0	0	0	0	0	0-0	1	0	0	2	2	0	0	0
Mar 19, 201	Towson	7-4	*	*	0	0	0	0	0	0-0	1	0	0	2	2	0	0	0
Mar 23, 201	MARYLAND	8-12	*	*	0	0	0	0	0	0-0	2	1	0	0	4	0	1	0
3/27/16	Dartmouth	9-10	*	*	0	0	0	0	0	0-0	3	0	0	2	1	0	0	0
Apr 03, 2016	NORTHWESTERN	14-13	*	*	0	0	0	0	0	0-0	2	1	3	2	0	0	0	0
Apr 09, 2016	COLUMBIA	15-9	*	*	0	1	1	0	0	0-0	1	2	0	1	0	0	0	0
Apr 16, 2016	HARVARD	8-7	*	*	0	0	0	0	0	0-0	4	0	0	2	4	0	0	0
Apr 20, 2016	Princeton	12-7	*	*	0	0	0	0	0	0-0	3	0	1	1	1	0	0	0
Apr 23, 2016	Yale Bulldogs	9-8	*	*	0	0	0	0	0	0-0	0	1	0	0	5	0	0	0
Apr 30, 2016	Cornell	10-6	*	*	0	0	0	0	0	0-0	2	0	0	2	0	0	0	0
May 06, 201	HARVARD	6-5	*	*	0	0	0	0	0	0-0	4	1	0	3	0	0	0	0
May 08, 201	CORNELL	10-11	*	*	0	0	0	0	0	0-0	1	1	0	0	4	0	0	0
May 13, 201	Wagner	17-7	*	*	0	1	1	0	0	0-0	2	1	0	4	4	0	0	0
May 15, 201	Towson	12-4	*	*	0	0	0	0	0	0-0	2	0	1	2	5	0	0	0
		205-150	19	19	0	2	2	0	0	0-0	31	8	5	27	40	0	1	0

Per-game summary

Games played: 19

Shots per game: 0.00; Goals per game: 0.00

Assists per game: 0.11; Points per game: 0.11

Shot pct: .000; SOG pct: .000

Faceoff W-L pct: .000

Interceptions 0; Stick checks 0; Blocks 0; Drawn charges 0

5 Kiley, Brooke

Date	Opponent	Score	GP	GS	G	A	Pts	Sh	Sog	GWfpg-fps	GB	DC	TO	CT	Fo	RC	YC	GC
Feb 20, 201	DELAWARE	12-10	*	*	1	0	1	2	1	0-0	3	2	0	0	1	0	0	0
Feb 28, 201	Duke	6-12	*	*	0	0	0	0	0	0-0	1	3	1	2	3	0	0	0
Mar 02, 201	RUTGERS	15-8	*	*	0	0	0	3	3	0-0	1	2	0	2	1	0	0	0
Mar. 5, 2016	BRWN	8-3	*	*	0	0	0	0	0	0-0	0	2	0	0	5	0	0	0
Mar 08, 201	Saint Joseph's	12-6	*	*	0	0	0	1	1	0-0	0	6	1	0	1	0	0	0
Mar 12, 201	Georgetown	15-8	*	*	2	0	2	2	2	0-0	0	1	1	0	3	0	0	0
Mar 19, 201	Towson	7-4	*	*	0	0	0	0	0	0-0	3	1	1	1	1	0	0	0
Mar 23, 201	MARYLAND	8-12	*	*	0	0	0	0	0	0-0	2	2	2	0	0	0	0	0
3/27/16	Dartmouth	9-10	*	*	0	0	0	0	0	0-0	1	1	0	1	3	0	0	0
Apr 03, 2016	NORTHWESTERN	14-13	*	*	0	0	0	0	0	0-0	0	3	1	0	1	0	0	0
Apr 09, 2016	COLUMBIA	15-9	*	*	0	0	0	0	0	0-0	1	3	1	1	0	0	0	0
Apr 16, 2016	HARVARD	8-7	*	*	0	0	0	0	0	0-0	0	2	0	0	3	0	0	0
Apr 20, 2016	Princeton	12-7	*	*	0	0	0	0	0	0-0	1	2	0	1	2	0	0	0
Apr 23, 2016	Yale Bulldogs	9-8	*	*	0	0	0	0	0	0-0	1	1	0	0	1	0	0	0
Apr 30, 2016	Cornell	10-6	*	*	0	0	0	0	0	0-0	1	3	2	1	0	0	0	0
May 06, 201	HARVARD	6-5	*	*	0	0	0	0	0	0-0	0	2	0	0	0	0	0	0
May 08, 201	CORNELL	10-11	*	*	0	0	0	0	0	0-0	1	1	0	1	4	0	0	0
		176-139	17	17	3	0	3	8	7	0-0	16	37	10	10	29	0	0	0

Per-game summary

Games played: 17

Shots per game: 0.47; Goals per game: 0.18

Assists per game: 0.00; Points per game: 0.18

Shot pct: .375; SOG pct: .875

Faceoff W-L pct: .000

Interceptions 0; Stick checks 0; Blocks 0; Drawn charges 0

2016 Penn Women's Lacrosse Stats
 Penn Individual Game-by-Game
 All games (as of May 19, 2016)

7 Lopez-Ona, Emilia

Date	Opponent	Score	GP	GS	G	A	Pts	Sh	Sog	GWfpg-fps	GB	DC	TO	CT	Fo	RC	YC	GC
Feb 20, 201	DELAWARE	12-10	*	*	0	0	0	0	0	0-0	0	5	1	0	0	0	0	0
Feb 28, 201	Duke	6-12	*	*	0	0	0	0	0	0-0	1	0	0	0	0	0	0	0
Mar 02, 201	RUTGERS	15-8	*		0	0	0	0	0	0-0	0	3	0	0	0	0	0	0
Mar. 5, 2016	BRWN	8-3	*		0	1	1	0	0	0-0	0	2	0	0	0	0	0	0
Mar 08, 201	Saint Joseph's	12-6	*		1	0	1	1	1	0-1	0	2	0	0	2	0	0	0
Mar 12, 201	Georgetown	15-8	*	*	0	1	1	0	0	0-0	0	1	0	0	0	0	0	0
Mar 19, 201	Towson	7-4	*	*	0	0	0	0	0	0-0	0	2	2	0	1	0	0	0
Mar 23, 201	MARYLAND	8-12	*		0	0	0	0	0	0-0	0	1	0	0	0	0	0	0
3/27/16	Dartmouth	9-10	*	*	0	1	1	0	0	0-0	0	2	0	0	0	0	0	0
Apr 03, 2016	NORTHWESTERN	14-13	*		0	0	0	0	0	0-0	0	0	0	0	0	0	0	0
Apr 09, 2016	COLUMBIA	15-9	*		0	0	0	0	0	0-0	0	1	0	0	1	0	0	0
Apr 16, 2016	HARVARD	8-7	*	*	0	0	0	0	0	0-0	0	2	0	0	0	0	0	0
Apr 20, 2016	Princeton	12-7	*	*	0	0	0	0	0	0-0	0	3	0	0	2	0	0	0
Apr 23, 2016	Yale Bulldogs	9-8	*	*	0	0	0	0	0	0-0	0	1	0	0	0	0	0	0
Apr 30, 2016	Cornell	10-6	*		0	0	0	0	0	0-0	0	1	0	0	0	0	0	0
May 06, 201	HARVARD	6-5	*	*	0	0	0	0	0	0-0	0	1	0	0	0	0	0	0
May 08, 201	CORNELL	10-11	*	*	0	0	0	0	0	0-0	0	0	0	0	1	0	0	0
May 13, 201	Wagner	17-7	*	*	0	0	0	0	0	0-0	0	7	2	1	0	0	0	0
May 15, 201	Towson	12-4	*	*	0	0	0	0	0	0-0	0	3	0	0	0	0	0	0
		205-150	19	12	1	3	4	1	1	0-1-1	1	37	5	1	7	0	0	0

Per-game summary

Games played: 19
 Shots per game: 0.05; Goals per game: 0.05
 Assists per game: 0.16; Points per game: 0.21
 Shot pct:1.000; SOG pct:1.000
 Faceoff W-L pct: .000
 Interceptions 0; Stick checks 0; Blocks 0; Drawn charges 0

#18 Noto, Marisa

Date	Opponent	Score	GP	GS	G	A	Pts	Sh	Sog	GWfpg-fps	GB	DC	TO	CT	Fo	RC	YC	GC
Apr 09, 2016	COLUMBIA	15-9	*	*	0	0	0	0	0	0-0	0	0	0	0	0	0	0	0
		15-9	1	1	0	0	0	0	0	0-0	0	0	0	0	0	0	0	0

Per-game summary

Games played: 1
 Shots per game: 0.00; Goals per game: 0.00
 Assists per game: 0.00; Points per game: 0.00
 Shot pct: .000; SOG pct: .000
 Faceoff W-L pct: .000
 Interceptions 0; Stick checks 0; Blocks 0; Drawn charges 0

2016 Penn Women's Lacrosse Stats
 Penn Individual Game-by-Game
 All games (as of May 19, 2016)

#12 O'Mara, Julia

Date	Opponent	Score	GP	GS	G	A	Pts	Sh	Sog	GWfpg-fps	GB	DC	TO	CT	Fo	RC	YC	GC
Mar 02, 201	RUTGERS	15-8	*		0	0	0	0	0	0 0-0	0	0	0	0	1	0	0	0
		15-8	1	0	0	0	0	0	0	0 0-0	0	0	0	0	1	0	0	0

Per-game summary

Games played: 1

Shots per game: 0.00; Goals per game: 0.00

Assists per game: 0.00; Points per game: 0.00

Shot pct: .000; SOG pct: .000

Faceoff W-L pct: .000

Interceptions 0; Stick checks 0; Blocks 0; Drawn charges 0

6 O'Mara, Lauren

Date	Opponent	Score	GP	GS	G	A	Pts	Sh	Sog	GWfpg-fps	GB	DC	TO	CT	Fo	RC	YC	GC
Mar 02, 201	RUTGERS	15-8	*		0	0	0	0	0	0 0-0	0	0	0	0	0	0	0	0
Apr 09, 2016	COLUMBIA	15-9	*		0	0	0	0	0	0 0-0	0	0	0	0	0	0	0	0
May 08, 201	CORNELL	10-11	*		0	0	0	0	0	0 0-0	0	0	0	0	0	0	0	0
May 13, 201	Wagner	17-7	*		0	0	0	0	0	0 0-0	0	1	0	0	2	0	0	0
May 15, 201	Towson	12-4	*		0	0	0	0	0	0 0-0	0	0	1	0	2	0	0	0
		69-39	5	0	0	0	0	0	0	0 0-0	0	1	1	0	4	0	0	0

Per-game summary

Games played: 5

Shots per game: 0.00; Goals per game: 0.00

Assists per game: 0.00; Points per game: 0.00

Shot pct: .000; SOG pct: .000

Faceoff W-L pct: .000

Interceptions 0; Stick checks 0; Blocks 0; Drawn charges 0

#25 Rogers-Healion, Emil

Date	Opponent	Score	GP	GS	G	A	Pts	Sh	Sog	GWfpg-fps	GB	DC	TO	CT	Fo	RC	YC	GC
Feb 20, 201	DELAWARE	12-10	*	*	1	2	3	2	2	0 0-0	1	1	2	1	5	0	0	0
Feb 28, 201	Duke	6-12	*	*	1	0	1	2	1	0 0-0	0	1	2	0	2	0	0	0
Mar 02, 201	RUTGERS	15-8	*	*	0	2	2	0	0	0 0-0	0	0	0	0	3	0	0	0
Mar. 5, 2016	BRWN	8-3	*	*	2	0	2	2	2	1 1-1	0	2	1	0	2	0	0	0
Mar 08, 201	Saint Joseph's	12-6	*	*	0	1	1	1	0	0 0-1	0	0	1	0	2	0	0	0
Mar 12, 201	Georgetown	15-8	*	*	4	1	5	4	4	1 0-0	0	1	2	0	5	0	1	0
Mar 19, 201	Towson	7-4	*	*	1	0	1	3	2	0 0-0	1	0	3	0	0	0	0	0
Mar 23, 201	MARYLAND	8-12	*	*	0	2	2	1	0	0 0-0	0	1	1	0	4	0	0	0
3/27/16	Dartmouth	9-10	*	*	2	0	2	4	4	0 1-3	0	1	2	1	3	0	1	0
Apr 03, 2016	NORTHWESTERN	14-13	*	*	1	2	3	1	1	0 0-0	2	0	2	2	1	0	0	0
Apr 09, 2016	COLUMBIA	15-9	*		0	0	0	0	0	0 0-0	1	0	1	1	2	0	0	0
Apr 16, 2016	HARVARD	8-7	*		2	0	2	4	4	0 1-2	1	0	1	0	3	0	0	0
Apr 20, 2016	Princeton	12-7	*		0	0	0	1	1	0 0-0	0	0	0	0	1	0	0	0
Apr 23, 2016	Yale Bulldogs	9-8	*		1	1	2	1	1	0 1-1	0	0	1	0	0	0	0	0
Apr 30, 2016	Cornell	10-6	*		0	1	1	3	3	0 0-0	0	0	0	0	2	0	0	0
May 06, 201	HARVARD	6-5	*		1	0	1	2	2	0 0-0	0	0	1	0	2	0	0	0
May 08, 201	CORNELL	10-11	*		0	2	2	1	1	0 0-0	0	0	0	0	2	0	0	0
May 13, 201	Wagner	17-7	*	*	0	2	2	2	0	0 0-0	2	2	1	1	2	0	1	0
May 15, 201	Towson	12-4	*	*	1	0	1	2	2	0 0-1	0	1	2	0	4	0	0	0
		205-150	19	12	17	16	33	36	30	2 4-9	8	10	23	6	45	0	3	0

Per-game summary

Games played: 19

Shots per game: 1.89; Goals per game: 0.89

Assists per game: 0.84; Points per game: 1.74

Shot pct: .472; SOG pct: .833

Faceoff W-L pct: .000

Interceptions 0; Stick checks 0; Blocks 0; Drawn charges 0

2016 Penn Women's Lacrosse Stats
 Penn Individual Game-by-Game
 All games (as of May 19, 2016)

#00 Rushford, Courtney

Date	Opponent	Score	GP	GS	G	A	Pts	Sh	Sog	GWfpg-fps	GB	DC	TO	CT	Fo	RC	YC	GC
Feb 28, 201	Duke	6-12	*		0	0	0	0	0	0 0-0	0	0	0	0	0	0	0	0
Mar 02, 201	RUTGERS	15-8	*		0	0	0	0	0	0 0-0	1	0	0	0	0	0	0	0
3/27/16	Dartmouth	9-10	*		0	0	0	0	0	0 0-0	1	0	0	0	0	0	0	0
Apr 03, 2016	NORTHWESTERN	14-13	*		0	0	0	0	0	0 0-0	0	0	0	0	0	0	0	0
Apr 09, 2016	COLUMBIA	15-9	*		0	0	0	0	0	0 0-0	1	0	0	0	0	0	0	0
		59-52	5	0	0	0	0	0	0	0 0-0	3	0	0	0	0	0	0	0

Per-game summary

Games played: 5
 Shots per game: 0.00; Goals per game: 0.00
 Assists per game: 0.00; Points per game: 0.00
 Shot pct: .000; SOG pct: .000
 Faceoff W-L pct: .000
 Interceptions 0; Stick checks 0; Blocks 0; Drawn charges 0

Date	Opponent	Score	GP	GS	Minutes	GA	GAAvg	Saves	Save%	W	L	T Faced
Feb 28, 201	Duke	6-12	*		2:50	3	63.53	0	.000	0	0	3
Mar 02, 201	RUTGERS	15-8	*		21:30	7	24.66	2	.167	0	0	10
3/27/16	Dartmouth	9-10	*		6:35	0	19.41	1	.231	0	0	1
Apr 03, 2016	NORTHWESTERN	14-13	*	*	47:08	9	14.61	3	.240	1	0	17
Apr 09, 2016	COLUMBIA	15-9	*	*	38:11	6	12.91	0	.194	2	0	8
			5	2	116:14	25	12.91	6	.194	2	0	39

#99 Smith, Maggie

Date	Opponent	Score	GP	GS	G	A	Pts	Sh	Sog	GWfpg-fps	GB	DC	TO	CT	Fo	RC	YC	GC
Apr 03, 2016	NORTHWESTERN	14-13	*		0	0	0	0	0	0 0-0	0	0	0	0	0	0	0	0
Apr 09, 2016	COLUMBIA	15-9	*		0	0	0	0	0	0 0-0	0	0	0	0	0	0	0	0
Totals		29-22	2	0	0	0	0	0	0	0 0-0	0	0	0	0	0	0	0	0

Per-game summary

Games played: 2
 Shots per game: 0.00; Goals per game: 0.00
 Assists per game: 0.00; Points per game: 0.00
 Shot pct: .000; SOG pct: .000
 Faceoff W-L pct: .000
 Interceptions 0; Stick checks 0; Blocks 0; Drawn charges 0

Date	Opponent	Score	GP	GS	Minutes	GA	GAAvg	Saves	Save%	W	L	T Faced
Apr 03, 2016	NORTHWESTERN	14-13	*		13:50	4	17.35	0	.000	0	0	4
Apr 09, 2016	COLUMBIA	15-9	*		21:49	3	11.78	1	.125	0	0	6
Totals			2	0	35:39	7	11.78	1	.125	0	0	10

2016 Penn Women's Lacrosse Stats
 Penn Individual Game-by-Game
 All games (as of May 19, 2016)

#TM TEAM

Date	Opponent	Score	GP	GS	G	A	Pts	Sh	Sog	GWfpg-fps	GB	DC	TO	CT	Fo	RC	YC	GC
Feb 28, 201	Duke	6-12	*		0	0	0	0	0	0 0-0	0	1	0	0	0	0	0	0
Apr 20, 2016	Princeton	12-7	*		0	0	0	0	0	0 0-0	0	0	0	0	0	0	0	0
Totals		18-19	2	0	0	0	0	0	0	0 0-0	0	1	0	0	0	0	0	0

Per-game summary

Games played: 2
 Shots per game: 0.00; Goals per game: 0.00
 Assists per game: 0.00; Points per game: 0.00
 Shot pct: .000; SOG pct: .000
 Faceoff W-L pct: .000
 Interceptions 0; Stick checks 0; Blocks 0; Drawn charges 0

#21 Williamson, Iris

Date	Opponent	Score	GP	GS	G	A	Pts	Sh	Sog	GWfpg-fps	GB	DC	TO	CT	Fo	RC	YC	GC
Feb 20, 201	DELAWARE	12-10	*	*	1	0	1	3	2	0 0-0	1	0	3	0	0	0	0	0
Feb 28, 201	Duke	6-12	*	*	4	0	4	6	6	0 1-1	3	0	0	0	1	0	0	0
Mar 02, 201	RUTGERS	15-8	*	*	4	0	4	4	4	0 2-2	2	0	1	1	0	0	0	0
Mar. 5, 2016	BRWN	8-3	*	*	1	1	2	3	2	0 0-0	1	0	3	0	1	0	0	0
Mar 08, 201	Saint Joseph's	12-6	*	*	3	0	3	4	4	0 0-1	0	0	0	0	2	0	0	0
Mar 12, 201	Georgetown	15-8	*	*	3	0	3	6	5	0 1-2	1	0	3	0	2	0	0	0
Mar 19, 201	Towson	7-4	*	*	0	0	0	0	0	0 0-0	0	0	1	0	3	0	0	0
Mar 23, 201	MARYLAND	8-12	*	*	1	1	2	4	1	0 0-0	2	1	1	0	0	0	0	0
3/27/16	Dartmouth	9-10	*	*	0	1	1	2	1	0 0-2	1	0	0	1	0	0	0	0
Apr 03, 2016	NORTHWESTERN	14-13	*	*	4	1	5	5	5	0 0-0	1	2	1	0	4	0	0	0
Apr 09, 2016	COLUMBIA	15-9	*	*	3	1	4	7	6	0 0-2	2	0	2	2	1	0	0	0
Apr 16, 2016	HARVARD	8-7	*	*	0	1	1	2	1	0 0-0	0	1	2	0	2	0	0	0
Apr 20, 2016	Princeton	12-7	*	*	2	0	2	7	5	1 0-1	0	1	1	0	0	0	0	0
Apr 23, 2016	Yale Bulldogs	9-8	*	*	0	0	0	2	1	0 0-1	1	0	2	1	2	0	0	0
Apr 30, 2016	Cornell	10-6	*	*	3	1	4	5	4	0 1-1	0	0	0	0	0	0	0	0
May 06, 201	HARVARD	6-5	*	*	0	1	1	1	1	0 0-0	0	0	1	3	0	0	0	0
May 08, 201	CORNELL	10-11	*	*	1	1	2	8	5	0 0-2	0	0	2	0	1	0	0	0
May 13, 201	Wagner	17-7	*	*	3	0	3	6	3	0 2-3	0	0	2	1	1	0	0	0
May 15, 201	Towson	12-4	*	*	4	0	4	5	5	0 3-3	2	0	2	1	1	0	0	0
Totals		205-150	19	19	37	9	46	80	61	1 10-21	17	5	27	10	21	0	0	0

Per-game summary

Games played: 19
 Shots per game: 4.21; Goals per game: 1.95
 Assists per game: 0.47; Points per game: 2.42
 Shot pct: .463; SOG pct: .762
 Faceoff W-L pct: .000
 Interceptions 0; Stick checks 0; Blocks 0; Drawn charges 0

Individual Career History

Adams, Kristen

SINGLE-GAME HIGHS [all-time ranking]:

Barcia, Sarah

Season	GP	G	A	Pts	Shots	Shot%	SOG	SOG%	GW	GB	DC	TO	CT
2014	15	10	0	10	20	.500	16	.800	1	3	2	1	1
2015	15	4	1	5	18	.222	14	.778	0	2	0	5	0
2016	18	15	5	20	33	.455	23	.697	2	3	0	8	1
TOTAL	48	29	6	35	71	.408	53	.746	3	8	2	14	2

SINGLE-GAME HIGHS [all-time ranking]:

Points: 4, at Towson, May 15, 2016

Goals: 3, at Cornell, Apr 26, 2014; Harvard, Mar 08, 2014

Assists: 2, at Towson, May 15, 2016

Shots: 6, at Duke, Feb 28, 2016

Ground balls: 1, 8 times

Draw controls: 1, vs Georgetown, Apr 01, 2014; Delaware, Feb 22, 2014

Man-up goals: 1 [t-3rd], Harvard, Mar 08, 2014

Free-position goals: 1, Delaware, Feb 22, 2014; Harvard, May 06, 2016

Caused turnovers: 1, vs Georgetown, Apr 01, 2014; at Georgetown, Mar 12, 2016

Brown, Britt

Season	GP	G	A	Pts	Shots	Shot%	SOG	SOG%	GW	GB	DC	TO	CT
2016	17	0	0	0	-	-	-	-	0	17	0	3	2
TOTAL	17	0	0	0	-	-	-	-	0	17	0	3	2

Goalie	GP	Minutes	GA	GAAvg	Saves	Save%	W	L	T	Sho
2016	17	993:43	118	7.12	115	.494	13	4	0	0
TOTAL	17	993:43	118	7.12	115	.494	13	4	0	0

SINGLE-GAME HIGHS [all-time ranking]:

Saves: 13 [t-7th], Maryland, Mar 23, 2016

Ground balls: 3, Harvard, Apr 16, 2016; at Saint Joseph's, Mar 08, 2016

Caused turnovers: 1, Harvard, Apr 16, 2016; Cornell, May 08, 2016

Condon, Alex

Season	GP	G	A	Pts	Shots	Shot%	SOG	SOG%	GW	GB	DC	TO	CT
2015	13	1	1	2	5	.200	2	.400	0	1	12	1	1
2016	19	41	3	44	79	.519	55	.696	3	27	14	13	21
TOTAL	32	42	4	46	84	.500	57	.679	3	28	26	14	22

SINGLE-GAME HIGHS [all-time ranking]:

Points: 5, vs Wagner, May 13, 2016

Goals: 4, 4 times

Assists: 1, 4 times

Shots: 8, at Dartmouth, 3/27/16

Ground balls: 4, Columbia, Apr 09, 2016; Harvard, May 06, 2016

Draw controls: 6, ALBANY, May 08, 2015; vs ALBANY, May 08, 2015

Free-position goals: 1, 4 times

Caused turnovers: 4, Maryland, Mar 23, 2016

Individual Career History

Corcoran, Chrissy

Season	GP	G	A	Pts	Shots	Shot%	SOG	SOG%	GW	GB	DC	TO	CT
2016	3	0	0	0	-	-	-	-	0	0	0	1	0
TOTAL	3	0	0	0	-	-	-	-	0	0	0	1	0

SINGLE-GAME HIGHS [all-time ranking]:

Corcoran, Nina

Season	GP	G	A	Pts	Shots	Shot%	SOG	SOG%	GW	GB	DC	TO	CT
2013	16	4	5	9	7	.571	5	.714	0	10	1	6	3
2014	18	25	24	49	42	.595	33	.786	0	18	8	25	17
2015	19	21	40	61	54	.389	41	.759	1	14	6	36	13
2016	19	27	58	85	65	.415	47	.723	1	18	6	51	16
TOTAL	72	77	127	204	168	.458	126	.750	2	60	21	118	49

SINGLE-GAME HIGHS [all-time ranking]:

Points: 8 [t-3rd], Columbia, Apr 09, 2016; Rutgers, Mar 02, 2016

Goals: 4, Columbia, Apr 09, 2016

Assists: 6 [t-2nd], Rutgers, Mar 02, 2016

Shots: 7, at Dartmouth, 3/27/16

Ground balls: 4, at COLUMBIA, Apr 01, 2015; Columbia, Apr 09, 2016

Draw controls: 2, 5 times

Man-up goals: 1 [t-3rd], vs Wagner, May 13, 2016

Man-down goals: 1 [t-1st], vs Wagner, May 13, 2016

Free-position goals: 2 [t-8th], at Dartmouth, 4/12/14

Caused turnovers: 3, 4 times

Cromie, Katie

Season	GP	G	A	Pts	Shots	Shot%	SOG	SOG%	GW	GB	DC	TO	CT
2015	9	0	0	0	-	-	-	-	0	12	2	1	1
2016	19	0	0	0	-	-	-	-	0	34	6	5	17
TOTAL	28	0	0	0	-	-	-	-	0	46	8	6	18

SINGLE-GAME HIGHS [all-time ranking]:

Ground balls: 5, Northwestern, Apr 03, 2016

Draw controls: 2, Columbia, Apr 09, 2016; BRWN, Mar. 5, 2016

Caused turnovers: 3, Maryland, Mar 23, 2016

Cummings, Caroline

Season	GP	G	A	Pts	Shots	Shot%	SOG	SOG%	GW	GB	DC	TO	CT
2015	9	0	1	1	2	.000	1	.500	0	5	3	1	4
2016	17	18	3	21	41	.439	31	.756	3	10	50	10	3
TOTAL	26	18	4	22	43	.419	32	.744	3	15	53	11	7

SINGLE-GAME HIGHS [all-time ranking]:

Points: 3, Northwestern, Apr 03, 2016; vs Wagner, May 13, 2016; at Towson, May 15, 2016

Goals: 3, at Towson, May 15, 2016

Assists: 1, 5 times

Shots: 7, at Towson, May 15, 2016

Ground balls: 4, SJU, 03/10/15; SJU, Mar 10, 2015; at Towson, Mar 19, 2016

Draw controls: 7 [t-2nd], Rutgers, Mar 02, 2016

Man-up goals: 1 [t-3rd], vs Wagner, May 13, 2016

Free-position goals: 1, Columbia, Apr 09, 2016; at Towson, May 15, 2016

Caused turnovers: 3, SJU, 03/10/15; SJU, Mar 10, 2015

Individual Career History

D'Amore, Kendall

Season	GP	G	A	Pts	Shots	Shot%	SOG	SOG%	GW	GB	DC	TO	CT
2014	5	1	0	1	1	1.000	1	1.000	0	0	0	2	0
2015	2	0	0	0	-	-	-	-	0	0	0	0	0
2016	1	0	0	0	-	-	-	-	0	0	0	0	0
TOTAL	8	1	0	1	1	1.000	1	1.000	0	0	0	2	0

SINGLE-GAME HIGHS [all-time ranking]:

Points: 1, Columbia, Apr 23, 2014

Goals: 1, Columbia, Apr 23, 2014

Shots: 1, Columbia, Apr 23, 2014

Free-position goals: 1, Columbia, Apr 23, 2014

D'Amore, Lauren

Season	GP	G	A	Pts	Shots	Shot%	SOG	SOG%	GW	GB	DC	TO	CT
2014	17	2	2	4	8	.250	6	.750	0	10	4	3	3
2015	3	0	0	0	-	-	-	-	0	0	0	0	0
2016	5	2	0	2	4	.500	3	.750	0	0	0	0	0
TOTAL	25	4	2	6	12	.333	9	.750	0	10	4	3	3

SINGLE-GAME HIGHS [all-time ranking]:

Points: 1, 6 times

Goals: 1, 4 times

Assists: 1, at Cornell, Apr 26, 2014; Delaware, Feb 22, 2014

Shots: 2, 4 times

Ground balls: 3, at North Carolina, Mar 02, 2014

Draw controls: 2, Columbia, Apr 23, 2014

Caused turnovers: 1, at Dartmouth, 4/12/14; Delaware, Feb 22, 2014; at North Carolina, Mar 02, 2014

DeSimone, Lely

Season	GP	G	A	Pts	Shots	Shot%	SOG	SOG%	GW	GB	DC	TO	CT
2013	17	0	0	0	-	-	-	-	0	17	3	10	10
2014	18	25	2	27	51	.490	41	.804	2	21	5	15	10
2015	19	30	3	33	64	.469	48	.750	6	19	10	12	14
2016	19	16	1	17	46	.348	33	.717	1	21	9	10	9
TOTAL	73	71	6	77	161	.441	122	.758	9	78	27	47	43

SINGLE-GAME HIGHS [all-time ranking]:

Points: 4, at Yale Bulldogs, Mar 15, 2014; ALBANY, May 08, 2015; vs ALBANY, May 08, 2015

Goals: 4, at Yale Bulldogs, Mar 15, 2014; ALBANY, May 08, 2015; vs ALBANY, May 08, 2015

Assists: 1, 6 times

Shots: 12 [t-1st], ALBANY, May 08, 2015; vs ALBANY, May 08, 2015

Ground balls: 4, Harvard, Mar 08, 2014

Draw controls: 2, 5 times

Man-up goals: 1 [t-3rd], at Dartmouth, 3/27/16

Free-position goals: 2 [t-8th], ALBANY, May 08, 2015; vs ALBANY, May 08, 2015

Caused turnovers: 4, at Lehigh, Apr 03, 2013; at Georgetown, Mar 12, 2016

Individual Career History

Dickinson, Catherine

Season	GP	G	A	Pts	Shots	Shot%	SOG	SOG%	GW	GB	DC	TO	CT
2013	13	3	2	5	11	.273	11	1.000	0	2	1	7	0
2014	18	13	3	16	35	.371	30	.857	1	5	20	12	2
2015	19	26	3	29	44	.591	39	.886	0	25	30	18	2
2016	19	28	6	34	42	.667	39	.929	2	18	6	14	3
TOTAL	69	70	14	84	132	.530	119	.902	3	50	57	51	7

SINGLE-GAME HIGHS [all-time ranking]:

Points: 5, vs Wagner, May 13, 2016

Goals: 4, Cornell, Apr 26, 2015; Vanderbilt, Mar 01, 2015; vs Wagner, May 13, 2016

Assists: 1, 16 times

Shots: 7, at Syracuse, May 10, 2015; vs Wagner, May 13, 2016

Ground balls: 3, 4 times

Draw controls: 4, SJU, 03/10/15; SJU, Mar 10, 2015

Man-up goals: 1 [t-3rd], 4 times

Free-position goals: 1, 5 times

Caused turnovers: 2, at Saint Joseph's, Mar 08, 2016

Gully, Liz

Season	GP	G	A	Pts	Shots	Shot%	SOG	SOG%	GW	GB	DC	TO	CT
2013	1	0	0	0	-	-	-	-	0	0	0	1	0
2014	2	0	0	0	-	-	-	-	0	0	0	1	0
2015	2	0	0	0	-	-	-	-	0	0	0	0	0
2016	18	0	0	0	-	-	-	-	0	20	6	9	7
TOTAL	23	0	0	0	-	-	-	-	0	20	6	11	7

SINGLE-GAME HIGHS [all-time ranking]:

Ground balls: 3, at Saint Joseph's, Mar 08, 2016

Draw controls: 2, Delaware, Feb 20, 2016

Caused turnovers: 3, Delaware, Feb 20, 2016

Hunt, McKenzie

Season	GP	G	A	Pts	Shots	Shot%	SOG	SOG%	GW	GB	DC	TO	CT
2013	14	1	0	1	7	.143	5	.714	0	5	2	2	1
2015	8	3	0	3	4	.750	4	1.000	0	5	0	4	2
2016	1	0	0	0	-	-	-	-	0	0	0	0	0
TOTAL	23	4	0	4	11	.364	9	.818	0	10	2	6	3

SINGLE-GAME HIGHS [all-time ranking]:

Points: 2, SJU, 03/10/15; SJU, Mar 10, 2015

Goals: 2, SJU, 03/10/15; SJU, Mar 10, 2015

Shots: 2, SJU, 03/10/15; SJU, Mar 10, 2015; at Harvard, Mar 9, 2013

Ground balls: 2, Georgetown, Mar 14, 2015; at Harvard, Mar 9, 2013

Draw controls: 1, Vanderbilt, Mar 21, 2013; at Harvard, Mar 9, 2013

Caused turnovers: 1, 5 times

Junior, Katy

Season	GP	G	A	Pts	Shots	Shot%	SOG	SOG%	GW	GB	DC	TO	CT
2016	19	0	0	0	-	-	-	-	0	24	5	5	15
TOTAL	19	0	0	0	-	-	-	-	0	24	5	5	15

SINGLE-GAME HIGHS [all-time ranking]:

Ground balls: 5, at Towson, May 15, 2016

Draw controls: 4, Columbia, Apr 09, 2016

Caused turnovers: 3, at Duke, Feb 28, 2016

Individual Career History

Kelly, Megan

Season	GP	G	A	Pts	Shots	Shot%	SOG	SOG%	GW	GB	DC	TO	CT
2015	19	0	0	0	-	-	-	-	0	33	7	9	22
2016	19	0	2	2	-	-	-	-	0	31	8	5	27
TOTAL	38	0	2	2	-	-	-	-	0	64	15	14	49

SINGLE-GAME HIGHS [all-time ranking]:

Points: 1, Columbia, Apr 09, 2016; vs Wagner, May 13, 2016

Assists: 1, Columbia, Apr 09, 2016; vs Wagner, May 13, 2016

Ground balls: 4, 4 times

Draw controls: 3, at Rutgers, Mar 04, 2015

Caused turnovers: 4, TOWSON, Mar 28, 2015; vs Wagner, May 13, 2016

Kiley, Brooke

Season	GP	G	A	Pts	Shots	Shot%	SOG	SOG%	GW	GB	DC	TO	CT
2013	7	0	0	0	1	.000	1	1.000	0	1	0	1	0
2014	18	2	1	3	7	.286	4	.571	0	9	28	7	3
2015	19	0	0	0	1	.000	-	-	0	18	35	3	9
2016	17	3	0	3	8	.375	7	.875	0	16	37	10	10
TOTAL	61	5	1	6	17	.294	12	.706	0	44	100	21	22

SINGLE-GAME HIGHS [all-time ranking]:

Points: 2, at Georgetown, Mar 12, 2016

Goals: 2, at Georgetown, Mar 12, 2016

Assists: 1, vs Georgetown, Apr 01, 2014

Shots: 3, Rutgers, Mar 02, 2016

Ground balls: 4, YALE, Apr 18, 2015

Draw controls: 7 [t-2nd], YALE, Apr 18, 2015; Harvard, Mar 08, 2014

Free-position goals: 1, Columbia, Apr 23, 2014

Caused turnovers: 3, YALE, Apr 18, 2015

Leitner, Mo

SINGLE-GAME HIGHS [all-time ranking]:

Lopez-Ona, Emilia

Season	GP	G	A	Pts	Shots	Shot%	SOG	SOG%	GW	GB	DC	TO	CT
2016	19	1	3	4	1	1.000	1	1.000	0	1	37	5	1
TOTAL	19	1	3	4	1	1.000	1	1.000	0	1	37	5	1

SINGLE-GAME HIGHS [all-time ranking]:

Points: 1, 4 times

Goals: 1, at Saint Joseph's, Mar 08, 2016

Assists: 1, at Dartmouth, 3/27/16; at Georgetown, Mar 12, 2016; BRWN, Mar. 5, 2016

Shots: 1, at Saint Joseph's, Mar 08, 2016

Ground balls: 1, at Duke, Feb 28, 2016

Draw controls: 7 [t-2nd], vs Wagner, May 13, 2016

Free-position goals: 1, at Saint Joseph's, Mar 08, 2016

Caused turnovers: 1, vs Wagner, May 13, 2016

Individual Career History

Noto, Marisa

Season	GP	G	A	Pts	Shots	Shot%	SOG	SOG%	GW	GB	DC	TO	CT
2014	1	0	0	0	-	-	-	-	0	0	0	0	0
2016	1	0	0	0	-	-	-	-	0	0	0	0	0
TOTAL	2	0	0	0	-	-	-	-	0	0	0	0	0

SINGLE-GAME HIGHS [all-time ranking]:

O'Mara, Julia

Season	GP	G	A	Pts	Shots	Shot%	SOG	SOG%	GW	GB	DC	TO	CT
2016	1	0	0	0	-	-	-	-	0	0	0	0	0
TOTAL	1	0	0	0	-	-	-	-	0	0	0	0	0

SINGLE-GAME HIGHS [all-time ranking]:

O'Mara, Lauren

Season	GP	G	A	Pts	Shots	Shot%	SOG	SOG%	GW	GB	DC	TO	CT
2016	5	0	0	0	-	-	-	-	0	0	1	1	0
TOTAL	5	0	0	0	-	-	-	-	0	0	1	1	0

SINGLE-GAME HIGHS [all-time ranking]:

Draw controls: 1, vs Wagner, May 13, 2016

Rogers-Healion, Emil

Season	GP	G	A	Pts	Shots	Shot%	SOG	SOG%	GW	GB	DC	TO	CT
2015	14	6	6	12	19	.316	15	.789	0	3	0	4	2
2016	19	17	16	33	36	.472	30	.833	2	8	10	23	6
TOTAL	33	23	22	45	55	.418	45	.818	2	11	10	27	8

SINGLE-GAME HIGHS [all-time ranking]:

Points: 5, at Georgetown, Mar 12, 2016

Goals: 4, at Georgetown, Mar 12, 2016

Assists: 2, 7 times

Shots: 4, at Dartmouth, 3/27/16; Harvard, Apr 16, 2016; at Georgetown, Mar 12, 2016

Ground balls: 2, Northwestern, Apr 03, 2016; vs Wagner, May 13, 2016

Draw controls: 2, BRWN, Mar. 5, 2016; vs Wagner, May 13, 2016

Man-up goals: 1 [t-3rd], at Towson, Mar 19, 2016; Harvard, May 06, 2016

Free-position goals: 1, 5 times

Caused turnovers: 2, Northwestern, Apr 03, 2016

Individual Career History

Rushford, Courtney

Season	GP	G	A	Pts	Shots	Shot%	SOG	SOG%	GW	GB	DC	TO	CT
2014	1	0	0	0	-	-	-	-	0	0	0	0	0
2015	1	0	0	0	-	-	-	-	0	0	0	0	0
2016	5	0	0	0	-	-	-	-	0	3	0	0	0
TOTAL	7	0	0	0	-	-	-	-	0	3	0	0	0

Goalie	GP	Minutes	GA	GAAvg	Saves	Save%	W	L	T	Sho
2014	1	5:44	1	10.47	0	.000	0	0	0	0
2015	1	5:17	0	0.00	0	.000	0	0	0	0
2016	5	116:14	25	12.91	6	.194	2	0	0	0
TOTAL	7	127:15	26	12.26	6	.188	2	0	0	0

SINGLE-GAME HIGHS [all-time ranking]:

Saves: 3, Northwestern, Apr 03, 2016

Ground balls: 1, at Dartmouth, 3/27/16; Columbia, Apr 09, 2016; Rutgers, Mar 02, 2016

Smith, Maggie

Season	GP	G	A	Pts	Shots	Shot%	SOG	SOG%	GW	GB	DC	TO	CT
2016	2	0	0	0	-	-	-	-	0	0	0	0	0
TOTAL	2	0	0	0	-	-	-	-	0	0	0	0	0

Goalie	GP	Minutes	GA	GAAvg	Saves	Save%	W	L	T	Sho
2016	2	35:39	7	11.78	1	.125	0	0	0	0
TOTAL	2	35:39	7	11.78	1	.125	0	0	0	0

SINGLE-GAME HIGHS [all-time ranking]:

Saves: 1, Columbia, Apr 09, 2016

Stefan, Natalie

Season	GP	G	A	Pts	Shots	Shot%	SOG	SOG%	GW	GB	DC	TO	CT
2015	18	0	0	0	2	.000	1	.500	0	2	28	8	1
TOTAL	18	0	0	0	2	.000	1	.500	0	2	28	8	1

SINGLE-GAME HIGHS [all-time ranking]:

Shots: 2, SJU, 03/10/15; SJU, Mar 10, 2015

Ground balls: 1, at COLUMBIA, Apr 01, 2015; Dartmouth, Mar 21, 2015

Draw controls: 3, 4 times

Caused turnovers: 1, SJU, 03/10/15; SJU, Mar 10, 2015

Individual Career History

Williamson, Iris

Season	GP	G	A	Pts	Shots	Shot%	SOG	SOG%	GW	GB	DC	TO	CT
2013	15	25	1	26	48	.521	36	.750	2	7	3	13	7
2014	18	13	6	19	64	.203	38	.594	2	11	5	19	4
2015	19	28	7	35	76	.368	52	.684	1	9	8	23	3
2016	19	37	9	46	80	.463	61	.762	1	17	5	27	10
TOTAL	71	103	23	126	268	.384	187	.698	6	44	21	82	24

SINGLE-GAME HIGHS [all-time ranking]:

Points: 6, at Harvard, Apr 11, 2015

Goals: 6 [t-2nd], at Harvard, Apr 11, 2015

Assists: 2, Georgetown, Mar 14, 2015; TOWSON, Mar 28, 2015; vs Cornell, May 01, 2015

Shots: 11 [t-4th], at Yale Bulldogs, Mar 15, 2014

Ground balls: 3, at Duke, Feb 28, 2016; UNC, Mar 01, 2013; at North Carolina, Mar 02, 2014

Draw controls: 2, 4 times

Free-position goals: 3 [t-3rd], at Harvard, Apr 11, 2015; at Towson, May 15, 2016

Caused turnovers: 3, Harvard, May 06, 2016