



PROGRAM NOTES

131st SEASON OF GRIDIRON EXCELLENCE

Penn State is in its 131st season of intercollegiate football and owns an 868-385-42 record, to rank No. 8 nationally in all-time victories.

WINNING RECORD

Penn State is one of eight teams that have had a winning season the last 12 consecutive years. Wisconsin, Oklahoma, Virginia Tech, Boise State, USC, Florida State and LSU have also accomplished the feat. According to ESPN Stats & Info, Penn State holds the FBS record for most consecutive seasons without a losing record at 49 (1939-1987).

ACADEMIC EXCELLENCE

A total of 389 of Penn State football student-athletes, including 19 in 2016, have earned Academic All-Big Ten honors since 1993 for owning at least a 3.0 grade point average and being a letterwinner.

ONE OF NATION'S TOUGHEST HOME VENUES

Penn State owns a superlative 279-72 (.795) record inside Beaver Stadium, the nation's second-largest facility, which opened in 1960 and has a capacity of 106,572.

QUICK FACTS

UNIVERSITY

NAME	The Pennsylvania State University
LOCATION	University Park, Pa.
FOUNDED	1855
ENROLLMENT	47,261
NICKNAME	Nittany Lions
COLORS	Blue & White
CONFERENCE	Big Ten
DIVISION	NCAA Division I
STADIUM	Beaver Stadium (106,572)
STADIUM SURFACE	Natural Grass
PRESIDENT	Dr. Eric Barron
ATHLETICS DIRECTOR	Sandy Barbour
HEAD COACH	James Franklin (4th Season)
FOOTBALL OFFICE	814-865-0412
TICKET OFFICE	1-800-NITTANY

FOOTBALL HISTORY

FIRST YEAR	1887
ALL-TIME RECORD	868-385-42 (131st Season) <i>8th in victories</i>
ALL-TIME BIG TEN RECORD	121-72 (25th Season)
ALL-TIME BOWL RECORD	28-17-2 (.617) <i>T-5th in bowl victories</i>
YEARS IN POST SEASON PLAY	47 <i>T-9th in bowl appearances</i>
BEAVER STADIUM RECORD	279-72 (.795)

ASSISTANT COACHES

BRENT PRY	Buffalo; 1993 Associate Head Coach/Defensive Coordinator/ Linebackers (4th Season)
JOE MOORHEAD	Fordham; 1996 Offensive Coordinator/Quarterbacks (2nd Season)
CHARLES HUFF	Hampton; 2005 Special Teams Coordinator/Running Backs (4th Season)
TIM BANKS	Central Michigan; 1995 Co-Defensive Coordinator/Safeties (2nd Season)
JOSH GATTIS	Wake Forest; 2006 Offensive Recruiting Coordinator/Asst. Special Teams/ Wide Receivers (4th Season)
MATT LIMEGROVER	University of Chicago; 1991 Offensive Line (2nd Season)
RICKY RAHNE	Cornell; 2002 Passing Game Coordinator/Tight Ends (4th Season)
TERRY M. SMITH	Penn State; 1991 Assistant Head Coach/Defensive Recruiting Coordinator/ Cornerbacks (4th Season)
SEAN SPENCER	Clarion; 1995 Run Game, Defensive Line (4th Season)
DWIGHT GALT	Maryland; 1981 Assistant AD of Performance Enhancement (4th Season)

BIG BEST



**OFFENSIVE CO-POTW: Saquon Barkley • Penn State • Jr. • RB • Coplay, Pa.**  
 • Rushed for 172 yards and two touchdowns on just 14 carries in Penn State's victory over Akron  
 • Recorded the second 80-yard run of his career in the second quarter  
 • Added three catches for 54 yards and one 20-yard kickoff return to finish the contest with a Big Ten-best 246 all-purpose yards



**OFFENSIVE CO-POTW: J.T. Barrett • Ohio State • Sr. • QB • Wichita Falls, Texas**  
 • Accounted for four touchdowns and 365 yards of total offense in a victory at Indiana  
 • Threw for 304 yards and three touchdowns, while rushing for 61 yards and another score  
 • Responsible for 104 career TDs (rushing and passing), two shy of the B1G record held by Drew Brees



**DEFENSIVE POTW: Josey Jewell • Iowa Sr. • LB • Decorah, Iowa**  
 • Recorded a game-high 14 tackles, including seven solo stops, in Iowa's 24-3 win over Wyoming  
 • Matched career highs with 2.5 tackles for loss and a pair of sacks  
 • Added a pass breakup  
 • Collects his first career Defensive Player of the Week honor  
 • Last Iowa Defensive Player of the Week: Jaleel Johnson (Nov. 14, 2016)



**SPECIAL TEAMS CO-POTW: Antoine Brooks • Maryland • So. • DB • Lanham, Md**  
 • Returned a blocked field goal 71 yards for a touchdown in Maryland's road victory at Texas  
 • His first career touchdown gave Maryland a 21-7 lead early in the second quarter  
 • Finished the game with four solo tackles, including one tackle for loss



**SPECIAL TEAMS CO-POTW: Quinn Nordin • Michigan • Fr. • K • Rockford, Mich.**  
 • Converted four of his six field goal attempts, including two 50-yard kicks, in Michigan's 33-17 over Florida  
 • Recorded successful kicks from 25, 55, 30 and 50 yards, becoming the first kicker in program history to hit multiple 50-yard field goals in the same game  
 • Went 3-for-3 on XPs to finish the game with 15 points, the most ever for a Michigan kicker in his debut



**FRESHMAN POTW: J.K. Dobbins • Ohio State • Fr. • RB • La Grange, Texas**  
 • Set an Ohio State record for rushing yards by a freshman in his first game with 181 yards on 29 carries at Indiana  
 • Recorded an average of 6.2 yards per carry with a long run of 35 yards  
 • Added two receptions for 24 yards in the contest  
 • Claims his first career weekly award  
 • Last Ohio State Freshman of the Week: Mike Weber (Nov. 21, 2016)

LIONS IN THE NFL

29 NITTANY LIONS ON NFL ROSTERS

A total of 29 Penn State football alumni are populating the rosters of 21 National Football League teams.

The Nittany Lions are perennially a top-15 program in producing players in the NFL. In addition, seven former Nittany Lions are members of NFL coaching staffs.

The Miami Dolphins and San Francisco 49ers are currently carrying a league-high three former Nittany Lions each. Ninth-year veteran Cameron Wake is joined by Mike Hull in Miami, while Jordan Lucas is on the practice squad, and 13th-year veteran Robbie Gould and Garry Gilliam have joined eighth-year vet NaVorro Bowman in San Francisco.

Gould is Penn State's NFL elder statesman, and is followed in experience by Chiefs All-Pro linebacker Tamba Hali in his 12th season, Jaguars linebacker and captain Paul Posluszny (11th), Wake and Cowboys linebacker and captain Sean Lee (9th). Lee and Wake were both Pro Bowlers in 2017.

Five squads boast two Nittany Lions each, including Detroit, Jacksonville, Kansas City, Tampa Bay and Tennessee.

Four from Penn State's 2016 squad are on NFL rosters as rookies: Chris Godwin was drafted in the third round by Tampa Bay, and Brandon Bell (Cincinnati), Garrett Sickels (Colts) and Evan Schwan all signed free agent contracts.

Despite not playing for the Titans since 2012, Tim Shaw was named one of six captains for the team. Shaw was diagnosed with ALS in 2014 and continues to support the team and give motivational speeches.

There are also two Nittany Lions on NFL rosters that did not play football at Penn State in Chris Hogan (New England) and Ross Travis (Kansas City). Hogan, a wide receiver in his sixth NFL season, played lacrosse for the Nittany Lions and went to play football at Monmouth after earning his PSU degree. Travis, a tight end, was a standout men's basketball player.

Penn State has had 45 NFL Draft picks since 2006, including 21 in the first three rounds, and at least three draft picks 18 times since starting Big Ten Conference competition in 1993. A total of 344 Nittany Lions have been selected all-time in the NFL Draft.

For the 46th time in the Super Bowl's 51-game history, at least one Penn State alumnus was a member of one of the participating teams (20 times in last 22 years). Thirty-nine former Nittany Lions have earned a total of 56 Super Bowl rings, most recently Chris Hogan with New England last year. A total of 107 Nittany Lions have been on Super Bowl rosters.

- Arizona Cardinals (1):** A.Q. Shipley (8)
- Atlanta Falcons (1):** Jack Crawford (6)
- Chicago Bears (1):** Adrian Amos (3)
- Cincinnati Bengals (1):** Brandon Bell (1)
- Cleveland Browns (1):** Carl Nassib (2)
- Dallas Cowboys (1):** Sean Lee (8)
- Detroit Lions (2):** Jordan Hill (5), Anthony Zettel (2)
- Indianapolis Colts (1):** Garrett Sickels (1)
- Jacksonville Jaguars (2):** Paul Posluszny (11), Allen Robinson (4)
- Kansas City Chiefs (1):** Tamba Hali (12), Ross Travis (2; former MBB player)
- Los Angeles Chargers (1):** Trevor Williams (2)
- Miami Dolphins (3):** Mike Hull (3), Cameron Wake (9), Jordan Lucas (2)
- Minnesota Vikings (1):** Kyle Carter (2)
- New England Patriots:** Chris Hogan (5; former MLAX player)
- New Orleans Saints (1):** Nathan Stupar (6)
- New York Giants (1):** Evan Schwan (1)
- New York Jets (1):** Christian Hackenberg (2)
- Philadelphia Eagles (1):** Stefen Wisniewski (7)
- Pittsburgh Steelers (1):** Jesse James (3)
- San Francisco 49ers (3):** NaVorro Bowman (8), Garry Gilliam (4), Robbie Gould (13)
- Tampa Bay Buccaneers (2):** Chris Godwin (1), Donovan Smith (3)
- Tennessee Titans (2):** Austin Johnson (2), DaQuan Jones (4)  
*italics indicates practice squad, (R) injured reserve, (C) Captain*

SEVEN FORMER LIONS ON NFL COACHING STAFFS

Seven former Nittany Lions are patrolling the sidelines as part of NFL coaching staffs in 2017.

- Gary Brown (Dallas, running backs)
- Bobby Engram (Baltimore, wide receivers)
- Al Golden (Detroit, tight ends)
- D'Anton Lynn (LA Chargers, defensive assistant)
- John McNulty (LA Chargers, tight ends)
- Mike Munchak (Pittsburgh, offensive line)
- Daren Perry (Green Bay, safeties)

Also, former Penn State quarterbacks coach Jim Caldwell is in his fourth season as the head coach of the Detroit Lions.



**OPPONENT TRACKER**

<p><b>AKRON (SEPT. 2)</b> Overall: 0-1 MAC: 0-0 This Week: host Arkansas Pine-Bluff Last Week: L, 0-52, at Penn State GoZips.com</p>	<p><b>PITTSBURGH (SEPT. 9)</b> Overall: 1-0 ACC: 0-0 This Week: at Penn State Last Week: W, 28-21 (OT), Youngstown St. PittsburghPanthers.com</p>	<p><b>GEORGIA STATE (SEPT. 16)</b> Overall: 0-1 Sun Belt: 0-0 This Week: Off Last Week: L, 10-17, Tennessee St. GeorgiaStateSports.com</p>
<p><b>Iowa (SEPT. 23)</b> Overall: 1-0 B1G: 0-0 This Week: at Iowa State Last Week: W, 24-3, Wyoming HawkeyeSports.com</p>	<p><b>INDIANA (OCT. 2)</b> Overall: 0-1 B1G: 0-1 This Week: at Virginia Last Week: L, 21-49, Ohio State IUHoosiers.com</p>	<p><b>Northwestern (OCT. 7)</b> Overall: 1-0 B1G: 0-0 This Week: at Duke Last Week: W, 31-20, Nevada NUSports.com</p>
<p><b>MICHIGAN (OCT. 21)</b> Overall: 1-0 B1G: 0-0 This Week: host Cincinnati Last Week: W, 33-17, vs. Florida MGoBlue.com</p>	<p><b>Ohio State (OCT. 28)</b> Overall: 1-0 B1G: 1-0 This Week: host Oklahoma Last Week: W, 49-21, at Indiana OhioStateBuckeyes.com</p>	<p><b>Michigan State (NOV. 4)</b> Overall: 1-0 B1G: 0-0 This Week: host Western Michigan Last Week: W, 35-10, Bowling Green MSUSpartans.com</p>
<p><b>RUTGERS (NOV. 11)</b> Overall: 0-1 B1G: 0-0 This Week: host Eastern Michigan Last Week: L, 14-30, Washington ScarletKnights.com</p>	<p><b>NEBRASKA (NOV. 18)</b> Overall: 1-0 B1G: 0-0 This Week: at Oregon Last Week: W, 43-36, Arkansas St. Huskers.com</p>	<p><b>Maryland (NOV. 25)</b> Overall: 1-0 B1G: 0-0 This Week: host Towson Last Week: W, 51-41, at Texas UMTerps.com</p>

**B1G STANDINGS**

	BIG TEN			OVERALL		
	W-L	%	vs. T25	W-L	%	vs. T25
<b>EAST</b>						
Ohio State	1-0	1.000	0-0	1-0	1.000	0-0
<b>PENN STATE</b>	<b>0-0</b>	<b>0.000</b>	<b>0-0</b>	<b>1-0</b>	<b>1.000</b>	<b>0-0</b>
Maryland	0-0	0.000	1-0	1-0	1.000	1-0
Michigan State	0-0	0.000	1-0	1-0	1.000	0-0
Michigan	0-0	0.000	0-0	0-0	0.000	1-0
Rutgers	0-0	0.000	0-1	0-0	0.000	0-1
Indiana	0-1	0.000	0-1	0-0	0.000	0-1
<b>WEST</b>						
Illinois	0-0	0.000	1-0	1-0	1.000	0-0
Iowa	0-0	0.000	1-0	1-0	1.000	0-0
Minnesota	0-0	0.000	1-0	1-0	1.000	0-0
Northwestern	0-0	0.000	1-0	1-0	1.000	0-0
Wisconsin	0-0	0.000	1-0	1-0	1.000	0-0
Nebraska	0-0	0.000	1-0	1-0	1.000	0-0
Purdue	0-0	0.000	0-1	0-0	0.000	0-1

**BIG TEN SCHEDULE (All Times Eastern)**

**FRIDAY, SEPT. 8**

Ohio at PURDUE, 8 p.m. (FS1)

**SATURDAY, SEPT. 9**

**Pittsburgh at PENN STATE, 3:30 p.m. (ABC)**  
IOWA at Iowa State, noon (ESPN2)  
Towson at MARYLAND, noon (BTN)  
Cincinnati at MICHIGAN, noon (ABC)  
NORTHWESTERN at Duke, noon (ESPNU)  
Florida Atlantic at WISCONSIN, noon (BTN)  
INDIANA at Virginia, 3:30 p.m. (ACN Extra)  
Western Michigan at MICHIGAN STATE, 3:30 p.m. (BTN)  
Eastern Michigan at RUTGERS, 3:30 p.m. (BTN)  
NEBRASKA at Oregon, 4:30 p.m. (FOX)  
Oklahoma at OHIO STATE, 7:30 p.m. (ABC)  
Western Kentucky at ILLINOIS, 8 p.m. (BTN)  
MINNESOTA at Oregon State, 10 p.m. (FS1)

**PENN STATE MEDIA SERVICES**

**FOOTBALL CONTACTS**

**Kris Petersen**  
Cell: 814-883-4581

E-mail: kap18@psu.edu  
Twitter: @GoPSUKris

**Greg Campbell**  
Cell: 814-876-0824

E-mail: gxc35@psu.edu  
Twitter: @SID\_Greg

**Mark Brumbaugh**  
Cell: 814-441-9145

E-mail: mgb28@psu.edu  
Twitter: @markbrumbaugh

**Assoc. AD for Strategic Communications:** Jeff Nelson

**Associate Directors:** Rose Carter, Kris Petersen

**Assistant Directors:** Mark Brumbaugh, Greg Campbell, Pat Donghia, John Hanna, Will Rottler, Megan Samassa, Jeff Smith, Jocelyn VerVelde

**Admin. Assistant:** Vonda Harpster

**Strategic Communications Office:** 814-865-1757

**Website:** GoPSUsports.com

**Address:** 101D Bryce Jordan Center, University Park, Pa., 16802

**SUNDAY:**

9 a.m. - Cumulative stats available at GoPSUsports.com.

**MONDAY:**

8 p.m. - Game Notes available at GoPSUsports.com.

**TUESDAY:**

12:30 p.m. - Penn State Weekly Press Conference  
James Franklin and at least two players available for questions in person and via telephone at Beaver Stadium.

To participate please contact the Strategic Communications Office at 814-865-1757 prior to 11 a.m. ET. Please contact Strategic Communications for FTP information for video/audio from the press conference.

**TUESDAY-WEDNESDAY:**

9 a.m. - 2 p.m. - Player Interviews  
Selected players available via teleconference interviews. For information, please contact Vonda Harpster in PSU Strategic Communications (vkh1@psu.edu; 814-865-1757).

**WEDNESDAY:**

Approximately 6:15 p.m. - Wednesday Practice Availability  
Media can watch last 10 minutes of practice, James Franklin and one player will be available post-practice.

**THURSDAY:**

11:30 a.m. - Thursday Assistant Coach Teleconference  
Selected players available via teleconference interviews. For information, please contact Vonda Harpster in PSU Strategic Communications (vkh1@psu.edu; 814-865-1757).

6:05 p.m. - "The Penn State Coaches Show Featuring James Franklin Presented by Pepsi" at Primanti Bros. and broadcast live on the Penn State Sports Network and LionVision on GoPSUsports.com.

**SATURDAY:**

Post-Game: James Franklin and selected players will be available immediately following the game.  
Please contact Strategic Communications for FTP audio/video information (home games only).

**BIG TEN MEDIA SERVICES:**

**BIG TEN CONFERENCE RELEASE/STATISTICS:** The Big Ten Conference football release, with standings and statistics, is available at www.bigten.org.

**BIG TEN PLAYERS OF THE WEEK:** The Big Ten Conference will be announcing Players of the Week every Monday during the season.

**BIG TEN COACHES TELECONFERENCE:** The Big Ten will conduct a football coaches teleconference every Tuesday during the season. All 14 head coaches will be available to answer questions for eight minutes. Please contact the Big Ten Communications staff (847-696-1010) for the phone numbers for the teleconference.

MONDAY	TUESDAY	WEDNESDAY	THURSDAY	FRIDAY	SATURDAY	SUNDAY
<p><b>Game Notes</b> Available by 8 p.m. on GoPSUsports.com</p>	<p><b>James Franklin Press Conference</b> 12:30 p.m. (ET)</p> <p><b>B1G Teleconference</b> 1:28 p.m. (ET)</p> <p><b>Player Teleconferences</b></p>	<p><b>Practice Availability &amp; James Franklin Post Practice</b> Approx. 6:15 p.m.</p> <p><b>Player Teleconferences</b></p>	<p><b>PSU Asst. Coach Teleconference</b> 11:30 a.m.</p> <p><b>Penn State Coaches Show</b> 6:05 p.m. Primanti Bros.</p>	<p><b>No Coach/Player Availability</b></p>	<p><b>Pittsburgh</b> 3:30 p.m.</p> <p>ABC/Penn State Sports Network</p> <p><b>Beaver Stadium</b></p>	<p><b>Updated Statistics Available</b> 9 a.m. GoPSUsports.com</p>





**FRANKLIN FILE**

**Born:** February 2, 1972  
**Hometown:** Langhorne, Pa.  
**Wife:** Fumi  
**Daughters:** Shola & Addison

**Education:**  
 East Stroudsburg, 1995; B.S. in Psychology  
 Washington State, 1999; M.A. in Educational Leadership

**Playing Career:**  
 East Stroudsburg; Quarterback, 1991-94

**Coaching Experience**

2014-pres.	Head Coach	Penn State
2011-13	Head Coach	Vanderbilt
2008-10	Asst HC/Off. Coord./QBs	Maryland
2006-07	Off. Coord./QBs	Kansas State
2005	Wide Receivers	Green Bay Packers
2000-04	Recruiting Coord./WRs	Maryland
1999	Wide Receivers	Idaho State
1998	Grad. Asst./Tight Ends	Washington State
1997	Wide Receivers	James Madison
1996	Grad. Asst./Secondary	East Stroudsburg
1995	Wide Receivers	Kutztown

**BOWL RESULTS**

Year	School	Bowl	Result (Opp.)
2011	Vanderbilt	Liberty	L, 24-31 (Cincinnati)
2012	Vanderbilt	Music City	W, 38-24 (N.C. State)
2013	Vanderbilt	BBVA Compass	W, 41-24 (Houston)
2014	Penn State	PinStripe	W, 31-30 (Boston College)
2015	Penn State	TaxSlayer	L, 17-24 (Georgia)
2016	Penn State	Rose	L, 49-52 (USC)

**HEAD COACH JAMES FRANKLIN**

**CAREER AT A GLANCE**

- Franklin enters his seventh year as a collegiate head coach, leading his first six squads to a bowl game with victories in three.
- Franklin is one of 12 current FBS head coaches to lead his teams to a bowl game in each of his first six seasons as a head coach.
- He owns a 50-30 career record, with five consecutive winning seasons.
- Franklin has led his teams to one Top 10 finish (Penn State) and three Top 25 finishes (2 at Vanderbilt; 1 at Penn State).
- Franklin has 22 years of coaching experience at the collegiate and NFL level.
- In his first five years as a head coach, Franklin mentored 24 players that have gone on to the NFL ranks.
- Franklin has secured Top 25 recruiting classes each of the last four seasons, including back-to-back Top 20 classes at Penn State.

**NITTANY LIONS ON THE FIELD**

- Franklin was named the 16th head football coach in the storied history of the Nittany Lion program on January 11, 2014.
- The Nittany Lions surged in 2016, winning nine consecutive games en route to the Big Ten Championship, a Rose Bowl berth and an 11-3 overall record.
- Penn State finished the season ranked No. 5 in the College Football Playoff Rankings and No. 7 in the Associated Press and Amway Coaches polls. It was Penn State's highest finish in the polls since 2005.
- The Nittany Lions claimed their fourth overall Big Ten Championship and first outright title since 1994 with a thrilling 38-31 comeback win over Wisconsin in the Big Ten Championship game.
- In 2016, Franklin was honored as the Sporting News National Coach of the Year and the Woody Hayes National Coach of the Year, as well as the Dave McLain Big Ten Coach of the Year and Associated Press Big Ten Coach of the Year.
- Franklin was also a finalist for the Paul "Bear" Bryant, Eddie Robinson and Associated Press National Coach of the Year awards.
- The 2016 season brought record-breaking performances from the Nittany Lions as the offense set marks for total offense (6,056), passing yards (3,650), points scored (526) and double-digit comeback wins (4).
- The Nittany Lions' +14.4 scoring improvement in 2016 ranked fourth in FBS and second among Autonomy 5 schools.
- Sophomore running back Saquon Barkley was selected as the Graham-George Big Ten Offensive Player of the Year, Big Ten Running Back of the Year and Chicago Tribune Silver Football winner for the conference's top player. He is the fourth Nittany Lion to win the Silver Football and first since 2009.

- First-year starting quarterback Trace McSorley was named the Grange-Griffin Big Ten Championship Game MVP, as well as earning Maxwell Club Tri-State Player of the Year and All-Big Ten second team honors. He was the first Penn State quarterback to win all-conference honors since Daryll Clark in 2009.
- Not to be outdone, the Nittany Lion defense finished seventh in FBS in tackles for loss (8.1) and 19th in sacks (2.86).
- Penn State posted back-to-back 40-sack seasons for the first time since 2005-07.
- Franklin guided the Nittany Lions to a 7-6 record in 2015 and a berth in the TaxSlayer Bowl.
- Under Franklin's tutelage, Carl Nassib claimed a trio of national awards -- Lombardi Award, Lott IMPACT Trophy and Ted Hendricks Award -- and became Penn State's 13th unanimous Consensus All-American.
- Nassib also led the nation in sacks with a school-record 15.5 in 2015.
- The 2015 season also saw Christian Hackenberg break every Penn State career passing record, including passing yards, passing touchdowns and completions, and true freshman Saquon Barkley break the freshman season rushing record with a 1,000-yard campaign.
- Barkley was named the Big Ten Network's Freshman of the Year and claimed second team All-Big Ten honors, while wide receiver Chris Godwin (second team) and defensive tackles Austin Johnson (second team) and Anthony Zettel (third team) also earned All-Big Ten accolades.
- Franklin's first season was bookended with a pair of thrilling victories for the Nittany Lions. The Penn State head coach's inaugural season began with a final-play 26-24 victory over UCF in Dublin, Ireland in Penn State's first-ever international game and ended with a comeback, a 31-30 overtime win over Boston College in the New Era PinStripe Bowl in Yankee Stadium. The Nittany Lions overcame a 14-point deficit late in the third quarter, tying the largest comeback in Penn State's bowl history.
- With the PinStripe Bowl win, Franklin became just the third Penn State coach to lead the team to at least seven wins in his first season, joining Dick Harlow (1915) and Bill O'Brien (2012).
- Franklin guided the Nittany Lions to a 4-0 start, joining Harlow as the only first-year Penn State coaches to win their initial four games.
- In Franklin's first season at Penn State, he helped Mike Hull to the Butkus-Fitzgerald Big Ten Linebacker of the Year award to carry on the "Linebacker U" tradition.
- Zettel earned All-Big Ten first team honors, while receiver DaeSean Hamilton garnered All-Big Ten second team accolades after pulling in 82 catches for 899 yards.

**CAREER RECORD**

Year	School	Overall	Conf.	Of Note
2011	Vanderbilt	6-7	2-6	lost to Cincinnati, 31-24; Liberty Bowl
2012	Vanderbilt	9-4	4-4	No. 23; def. North Carolina State, 38-24; Music City Bowl
2013	Vanderbilt	9-4	5-3	No. 20; def. Houston, 41-24; BBVA Compass Bowl
2014	Penn State	7-6	2-6	2nd PSU coach to start career 4-0; def. BC, 31-30 (OT) PinStripe Bowl
2015	Penn State	7-6	4-4	lost to Georgia, 24-17; TaxSlayer Bowl
2016	Penn State	11-3	8-1	Big Ten East & Big Ten Champions; lost to USC, 52-49; Rose Bowl
2017	Penn State	1-0	0-0	
<b>Total (6 Years)</b>		<b>50-30</b>	<b>25-24</b>	<b>Six Bowl Appearances</b>
<b>Vanderbilt Record (3 Years)</b>		<b>24-15</b>	<b>11-13</b>	<b>Consecutive Top-25 Finishes for 1st Time in VU History</b>
<b>Penn State Record (3 Years)</b>		<b>26-15</b>	<b>14-11</b>	<b>Four Consecutive Bowl Appearances</b>

## NIITTANY LIONS IN THE CLASSROOM

- The 2015 fall semester saw the Nittany Lions post a record 56 squad members with at least a 3.0 grade-point average, marking the fifth consecutive semester (including summer sessions) the Nittany Lions have had more than 50 student-athletes with a 3.0 GPA or better.
- The 56 Nittany Lions with a 3.0 GPA or higher surpasses the mark of 55 set by the 2008 fall semester for the most 3.0 students in a semester in football program history.
- Additionally, 22 Nittany Lions earned Academic All-Big Ten recognition in 2015.
- Tyler Yazujian collected a berth on the CoSIDA Academic All-America® second team in 2015.
- A total of 23 Nittany Lions posted a 3.5 GPA or higher in the 2015 fall semester, with 19 earning Dean's List recognition for having 3.5 GPA or higher with 12 credits earned in undergraduate work.
- The Nittany Lion freshmen were impressive in the 2015 fall semester with 14 posting a 3.0 or higher.
- During Franklin's first fall semester on campus, the football student-athletes set program records with 25 student-athletes earning Dean's List recognition (3.5 GPA) and 57 players owning a cumulative 3.0 grade-point average (GPA) or higher after the 2014 fall semester.
- Additionally, 51 squad members compiled at least a 3.0 GPA in the fall of 2014, the third-highest semester total in program history.
- The spring of 2015 saw continued success in the classroom with 51 student-athletes compiling at least a 3.0 GPA, marking the first time in program history with 50 or more 3.0s in a spring semester.

## NIITTANY LIONS IN THE COMMUNITY

- In the last two seasons, the Nittany Lions have completed more than 4,000 hours of community service.
- The Nittany Lions' community service activities include: Uplifting Athletes, THON, Pennsylvania Special Olympics Summer Games, State College Area Food Bank and Penn State Hershey Children's Hospital visits.
- The football team's 2,100 hours of community service in 2014-15 equate to nearly 40 percent of the 5,300 community service hours by Penn State student-athletes.
- The engaging and enthusiastic Franklin is a popular speaker and media interview subject. He was a guest analyst on ESPN's coverage from the site of college football's National Championship game, spending a day appearing on various ESPN platforms in 2013 and 2014. In 2015, Franklin joined the FOX studio crew for pregame, halftime and postgame coverage of the Big Ten Championship game.
- In February 2015, Franklin was the lone college head coach among the speakers and panelists at the prestigious MIT Sloan Sports Analytics Conference in Boston. He was a panelist for the session, "The Formula to Win: College Football Analytics," which was moderated by CNN anchor/reporter Rachel Nichols.

## RECRUITING SUCCESS

- The Class of 2016 at Penn State finished in the Top 20, ranking as high as 18th by ESPN, and featured a pair of five-star recruits.
- In 2016, Franklin secured the No. 1 player in the state of Pennsylvania (Miles Sanders) for the first time since Jared Odrick (2006).
- The Nittany Lions laid claim to the No. 1 running back in the state of Pennsylvania in 2015 (Saquon Barkley) and 2016 (Sanders).
- Forty-three of the 70 signees under Franklin are from within a 350-mile radius of State College.
- In February 2015, the Nittany Lions' highly-regarded class of 25 signees was ranked in the Top 15 nationally by the four major recruiting services.
- Franklin and his staff organized a Top 25 recruiting class in short order after being hired at Penn State in January 2014.
- While at Vanderbilt, Franklin assembled a recruiting class that finished as high as 19th in 2014.
- In each of his three seasons in Nashville, Franklin signed classes that finished in the Top 50 nationally. Prior to Franklin's arrival, the Commodores average class rank was 64.6 since 2000 (based on 247Sports composite).

## HELPING THE COMMODORES GET THEIR WINGS

- Franklin directed Vanderbilt to consecutive Top 25 finishes for the first time in the 124-year history of the program (No. 23/24 -- 2013 & No. 23/20 -- 2012).
- The Commodores finished 23rd in the final 2012 Associated Press poll, marking their first AP final ranking since 1948.
- Franklin's 24 wins tied Dan McGugin for the most by a Vanderbilt coach in his first three seasons.
- Franklin led Vanderbilt to a bowl game in each of his three seasons in Nashville, with the last two years resulting in wins over North Carolina State (Music City Bowl) and Houston (BBVA Compass Bowl). The Commodores had played in four bowl games all-time in the 121 seasons prior to his arrival, none in consecutive years.
- Vanderbilt has posted four nine-win seasons in program history, with Franklin's last two teams comprising half of the total.
- Over the last 20 games during the 2012-13 seasons, the Commodores' 16-4 record was second-best in the SEC to Alabama's 17-3 mark.
- Franklin guided the Commodores to a 6-6 regular-season record and earned a berth in the Liberty Bowl during his first season after inheriting a Vanderbilt team that finished 2-10 in both 2009 and 2010, including a 1-15 SEC mark.
- The 2011 bowl berth was Vanderbilt's second since 1983 and running back Zac Stacy broke the Commodores' season record with 1,193 rushing yards.

- The Commodores had a breakthrough campaign in 2012 under Franklin, finishing on a seven-game winning streak (longest since 1948) to post a 9-4 mark, Vanderbilt's most wins in 97 years, and a berth in the Music City Bowl, which VU defeated N.C. State, 38-24.
- A victory at Missouri sparked an 8-1 finish, which included three consecutive SEC road wins for the first time in program history.
- The Commodores were 5-3 in SEC play, winning five SEC games for the first time since 1935, and posted two shutouts for the first time since 1968.
- Franklin was among five finalists for the Bear Bryant National Coach of the Year award in 2012.
- Stacy became the first player in Vanderbilt history to rush for 1,000 yards in consecutive seasons, gaining 1,141 yards to finish with a school-record 3,143 yards and 30 rushing touchdowns.
- Wide receiver Jordan Matthews broke the Vanderbilt season receiving record with 1,363 yards on 94 catches.
- Vanderbilt continued its historic rise under Franklin during the 2013 season, capping a school-record second consecutive 9-4 campaign with a 41-24 win over Houston in the BBVA Compass Bowl.
- The Commodores defeated Florida, Georgia and Tennessee in the same season for the first time in program history, winning in Gainesville and Knoxville.
- Franklin helped Matthews develop into a two-time All-American and the SEC's career leader in receptions (262) and receiving yardage (3,759). Matthews broke the SEC season record with 112 receptions for 1,477 yards and seven touchdowns in 2013, becoming the first SEC receiver to make 100 catches in a season.

## RISING UP THE RANKS

- Franklin began his coaching career as the wide receivers coach at Kutztown (Pa.) University (1995) and was a graduate assistant coach at his alma mater, East Stroudsburg (Pa.) University in 1996, working with the secondary.
- He then was the wide receivers coach at James Madison (1997), a graduate assistant (tight ends) at Washington State in 1998 and the wide receivers coach at Idaho State (1999).
- In 2000, Franklin was named the wide receivers coach at Maryland under head coach Ron Vanderlinden, who would go on to coach the Penn State linebackers from 2001-13.
- Franklin continued in that role under new head coach Ralph Friedgen in 2002 and '03 and helped the Terps to three consecutive 10-win seasons, including an appearance in the 2002 FedEx Orange Bowl. In 2003, Franklin added duties as recruiting coordinator and directed back-to-back recruiting classes ranked in the Top 25 nationally. Franklin and former Nittany Lion head coach Bill O'Brien (running backs) were Maryland assistant coaches in 2003 and '04 under Friedgen.
- After five successful years at Maryland, Franklin was named wide receivers coach on Mike Sherman's Green Bay Packers staff in 2005. During that season, Green Bay ranked third in the NFL in receptions (383) and seventh in receiving yards (3,766). Donald Driver was among the top receivers in the NFL, ranking second in receptions and eighth in receiving yards, with a then-career-high 86 catches for 1,221 yards.
- Franklin served as the offensive coordinator and quarterbacks coach at Kansas State during the 2006-07 seasons under head coach Ron Prince. In 2006, he helped the Wildcats to their first winning season in four years. Franklin coached quarterback Josh Freeman and oversaw an offense that produced a 3,000-yard passer (Freeman), 1,500-yard receiver (All-American wide receiver Jordy Nelson) and 1,000-yard rusher (James Johnson) during the 2007 season, a first in school history. Freeman would go on to become the Wildcats' highest NFL offensive draft pick since 1954 when the Tampa Bay Buccaneers selected him 17th overall in the 2009 NFL Draft.
- Franklin returned to Maryland in 2008 as the Terps' assistant head coach and offensive coordinator. He helped the Terrapins to victories in the 2008 Humanitarian Bowl and the 2010 Military Bowl. The 2010 squad was among the national leaders in scoring offense at 32.2 points per game and was led by ACC Rookie of the Year quarterback Danny O'Brien. He threw for 2,438 yards, 22 touchdowns and only eight interceptions in 2010, with All-ACC receiver Torrey Smith making 67 catches for 1,055 yards and 12 scores.
- In 1998, Franklin began his participation in the NFL's Minority Coaching Fellowship Program, starting with a stint with the Miami Dolphins and working with Hall of Fame quarterback Dan Marino. Franklin also worked with Donovan McNabb of the Philadelphia Eagles (1999) and Minnesota Vikings (2008) in the NFL program.

## PLAYING CAREER

- Franklin was a four-year letterman at quarterback and a two-time All-PSAC selection at East Stroudsburg.
- He set seven school records as a senior to earn team MVP honors and was a Harlon Hill Trophy nominee as the NCAA Division II Player of the Year.
- Among the season records he set were for total offense (3,128 yards), passing yards (2,586) and touchdown passes (19).
- Franklin graduated having broken or tied 23 school records.
- Franklin was inducted into the East Stroudsburg Athletics Hall of Fame October 15, 2016.

## PERSONAL

- Franklin graduated from East Stroudsburg in 1995 with a degree in psychology and earned a master's degree in educational leadership from Washington State University.
- Franklin graduated from Neshaminy High School in Langhorne.
- Franklin and his wife, Fumi, have two daughters, Shola and Addison.



## LEADERSHIP



## TEAM CAPTAINS ELECTED

Seniors **Marcus Allen**, **Jason Cabinda**, **Tyler Davis**, **Grant Haley** and **DaeSean Hamilton** and juniors **Saquon Barkley**, **Trace McSorley** and **Nick Scott** will serve as team captains for the 2017 season, as voted by their teammates.

Allen was selected third-team All-Big Ten by the conference's coaches and honorable mention by the media panel last season. He made a team- and career-high 110 tackles on the season to become the first Penn State safety to lead the team in tackles since Shawn Mayer (144) in 2002. For his career, Allen has 249 tackles, 13.0 tackles for loss, three forced fumbles, three fumble recoveries and eight pass breakups.

Cabinda garnered third-team All-Big Ten accolades from the conference coaches last season, despite missing five games due to injury. He posted eight tackles or more in all nine games he played in and has logged eight or more tackles in 11 of his last 13 games, dating back to 2015. Cabinda finished third on the squad with 81 tackles in 2016, after posting 100 stops in his sophomore season. For his career, Cabinda has 198 tackles, eight pass breakups, 3.5 sacks and 10.0 tackles for loss.

Davis earned the 2016 Vlade Award for the nation's most accurate kicker to go along with first-team All-Big Ten accolades from the conference coaches and second team accolades from the media. Davis led the Big Ten and was eighth nationally with a .917 field goal percentage and was second in the conference and 11th nationally in total points (128).

Haley was on the back-end of one of the most memorable plays of the 2016 season when he scooped up Marcus Allen's blocked field goal and ran 60 yards for the game-winning touchdown against No. 2 Ohio State. Haley also earned CoSIDA Academic All-District honors last season and has earned a spot on the Academic All-Big Ten team twice.

A fifth-year senior, Hamilton has 161 career catches, which ranks tied for fourth in program history, and he needs 19 receptions to break Deon Butler's career receptions record (179). He also ranks 10th on Penn State's all-time receiving yardage list (1,985) with catches against No. 13 Ohio State.

Barkley is a preseason first-team All-American for several publications. In 2016, Barkley claimed the Graham-George Big Ten Offensive Player of the Year, Ameche-Dayne Big Ten Running Back of the Year and the Chicago Tribune Silver Football for the Big Ten's best player last season. The junior back was second in the conference and 24th nationally with 106.9 rushing yards per game. His 1,496 yards in 2016 broke the Penn State sophomore season record and rank fifth on the single-season charts.

McSorley earned the Grange-Griffin Most Valuable Player award as MVP of the Big Ten Championship game after throwing for a Big Ten Championship game-record 384 yards and four touchdowns. He was also a second-team All-Big Ten choice by the conference's coaches and media. McSorley turned in one of the top QB campaigns in program history, breaking the Penn State season record for passing yards (3,614), passing touchdowns (29) and total offense records (3,979).

Scott has embraced his role as a leader on special teams. He appeared in 13 games last season and finished second on the squad with eight special teams tackles. Scott had a career-high three special teams tackles against Maryland in October. In 2016, Scott also returned six kickoffs for 138 yards (23.0 ypr).

## LEADERSHIP COUNCIL ANNOUNCED

- The 30-member Leadership Council, which is comprised of 21 seniors, four juniors, three sophomores and two freshmen, serves as the voice for the team.
- This year's members are: seniors **Marcus Allen**, **Troy Apke**, **Saeed Blacknall**, **Jason Cabinda**, **Christian Campbell**, **Tyrell Chavis**, **Curtis Cothran**, **Parker Cothren**, **Desi Davis**, **Tyler Davis**, **Mike Gesicki**, **Grant Haley**, **DaeSean Hamilton**, **Cody Hodgens**, **Brendan Mahon**, **Josh McPhearson**, **Andrew Nelson**, **Tom Pancoast**, **Daniel Pasquariello**, **Brandon Smith** and **Mitchell Vallone**; juniors **Saquon Barkley**, **Trace McSorley**, **John Reid** and **Nick Scott**; sophomores **Ryan Bates**, **Juwan Johnson** and **Tommy Stevens**; and freshmen **Michal Menet** and **Jake Zembiec**.
- This group is not only charged with leading the team, but the expectation is to also uphold the program's four core values: positive attitude, great work ethic, compete in everything and must be willing to sacrifice. The Leadership Council meets at least twice a month in Franklin's office.

## NATIONAL POLLS

## PENN STATE IN THE POLLS

Date	AP	COACHES
Preseason	6	6
Week 2 (9/5)	4	4
Week 3 (9/11)		
Week 4 (9/18)		
Week 5 (9/25)		

Week 6 (10/2)		
Week 7 (10/9)		
Week 8 (10/16)		
Week 9 (10/23)		

Week 10 (10/30)		
Week 11 (11/6)		
Week 12 (11/13)		
Week 13 (11/20)		
Week 14 (11/27)		
Week 15 (12/4)		

## AP (Week 2)

1. Alabama (60)	1-0	1524
<b>2. Ohio State (1)</b>	<b>1-0</b>	<b>1445</b>
3. Clemson	1-0	1317
<b>4. PENN STATE</b>	<b>1-0</b>	<b>1303</b>
5. Oklahoma	1-0	1253
6. USC	1-0	1224
7. Washington	1-0	1083
<b>8. Michigan</b>	<b>1-0</b>	<b>1051</b>
9. Wisconsin	1-0	979
10. Florida State	0-1	976
11. Oklahoma State	1-0	950
12. LSU	1-0	898
13. Auburn	1-0	873
14. Stanford	1-0	772
15. Georgia	1-0	685
16. Miami	1-0	537
17. Louisville	1-0	529
18. Virginia Tech	1-0	490
19. Kansas State	1-0	398
20. Washington State	1-0	216
21. South Florida	2-0	207
22. Florida	0-1	164
23. TCU	1-0	154
24. Notre Dame	1-0	141
25. Tennessee	1-0	124

Others receiving votes: Utah 96, UCLA 82, West Virginia 70, Colorado 65, **Maryland 45**, Oregon 44, South Carolina 44, Boise State 22, **Northwestern 20**, Houston 14, San Diego State 11, Texas Tech 4, Kentucky 4, **Iowa 3**, California 2, Mississippi State 1, Navy 1, **Michigan State 1**, **Nebraska 1**, **Pittsburgh 1**, Vanderbilt 1

## COLLEGE FOOTBALL PLAYOFF

Rankings will be issued six times in 2017, including Selection Day, Sunday, December 3. The dates will be as follows:

- October 31
- November 7
- November 14
- November 21
- November 28
- December 3 (Selection Day and Playoff Semifinal teams announced)
- For more information on rankings, the selection committee protocol and voting process, visit collegefootballplayoff.com.

## AMWAY COACHES (Week 2)

1. Alabama (60)	1-0	1619
<b>2. Ohio State (2)</b>	<b>1-0</b>	<b>1526</b>
3. Clemson (3)	1-0	1466
<b>4. PENN STATE</b>	<b>1-0</b>	<b>1343</b>
5. USC	1-0	1338
6. Oklahoma	1-0	1274
7. Washington	1-0	1202
<b>8. Michigan</b>	<b>1-0</b>	<b>1105</b>
9. Florida State	0-1	1044
10. Oklahoma State	1-0	1020
11. Wisconsin	1-0	963
12. LSU	1-0	941
13. Auburn	1-0	863
14. Stanford	1-0	839
15. Georgia	1-0	767
16. Louisville	1-0	574
17. Miami	1-0	549
18. Virginia Tech	1-0	502
19. Kansas State	1-0	434
20. South Florida	2-0	257
21. Tennessee	1-0	197
22. Washington State	1-0	192
23. Utah	1-0	185
24. Florida	0-1	179
25. Notre Dame	1-0	116

Others receiving votes: TCU 80, Colorado 78, **Maryland 60**, West Virginia 56, UCLA 47, Oregon 42, Arkansas 37, Boise State 36, **Nebraska 30**, Mississippi State 28, Memphis 21, **Pittsburgh 19**, **Northwestern 15**, San Diego State 12, NC State 9, **Iowa 8**, South Carolina 8, Minnesota 6, Kentucky 6, California 5, Navy 5, Syracuse 4, UCF 3, Arizona 3, Vanderbilt 3, Houston 3, Texas 3, Army 2, Georgia Tech 1



**SERIES NOTES**

**HEAD COACH PAT NARDUZZI**

- Pat Narduzzi has guided Pitt to back-to-back 8-5 seasons in his first two years at the helm, earning trips to the Military Bowl (2015) and Pinstripe Bowl (2016).
- Narduzzi arrived at Pitt following eight years as the defensive coordinator at Michigan State. Under his direction, the Spartans were the only team to rank in the nation's top 10 in total defense and rushing defense each season from 2011-14.
- In 2013, Narduzzi was named the recipient of the prestigious Broyles Award, annually presented to the country's top assistant coach.
- Prior to Michigan State, notable stops for Narduzzi included three years (2004-06) as defensive coordinator under Mike Dantonio at Cincinnati and one year as the defensive coordinator at Miami (Ohio).
- Narduzzi was a starting linebacker under his father, the late Bill Narduzzi, as a freshman at Youngstown State University in 1985 before transferring to Rhode Island, where he became a three-year starter for the Rams from 1987-89.

**SCOUTING THE PANTHERS**

- Pitt opened 2017 with a win, prevailing in overtime over FCS-level Youngstown State, 28-21.
- Qadree Ollison led a rushing attack that totaled 208 yards with 91 yards and two touchdowns on 22 carries. He also was the leading receiver with five receptions for 35 yards. Quadree Henderson added 77 rushing yards on nine carries.
- Henderson, a consensus All-American as a returner last season, was named an Associated Press preseason first-team All-America all-purpose player, and was named to multiple watch lists, including the Maxwell and Walter Camp Player of the Year lists. He was also named to the All-ACC preseason team along with offensive tackle Brian O'Neill.
- Starting quarterback Max Browne will be starting his second game for the Panthers after graduate transferring from USC.
- Pitt went 8-5 in 2016, giving eventual National Champion Clemson their only loss of the season, 43-42. The Panthers finished the year in the New Era Pinstripe Bowl, falling to Northwestern, 31-24.

**TOP PERFORMANCES - PENN STATE**

**Rushing**

Saquon Barkley	20 for 85 yds, 4 TD ('16)
Curtis Enis	20 for 85 yds, 2 TD ('97)
Lydell Mitchell	21 for 181 yds ('71)

**Passing**

Trace McSorley	24-of-35, 332 yds, 1 TD ('16)
Mike McQueary	21-of-36, 366 yds, 1 TD ('97)
Doug Strang	14-of-23, 246 yds, 2 TD ('83)

**Receiving**

Joe Jurevicius	7 for 108 yds ('97)
O.J. McDuffie	8 for 112 yds ('92)
David Daniels	9 for 119 yds, 1 TD ('90)
Kenny Jackson	5 for 158 yds ('81)

**TOP PERFORMANCES - PITT**

**Rushing**

James Conner	22 for 117 yds, 1 TD ('16)
Bryan Thomas	31 for 143 yds, 1 TD ('82)
Tony Dorsett	38 for 224 yds ('76)

**Passing**

Alex Van Pelt	27-of-64, 324 yds ('91)
John Congemi	16-of-22, 204 yards, 3 TD ('84)

**Receiving**

Olanda Truitt	15 for 117, 1 TD ('90)
Bill Wallace	10 for 173 yds ('83)

**SERIES RECORD**

The Nittany Lions have met the Panthers more than any other opponent - 97 times - with Penn State owning a 50-43-4 series advantage. The teams first met in 1893 and played every season from 1900-31 and 1935-92, often in a compelling final game of the regular season. The teams did not meet from 1993-96, when Penn State began play in the Big Ten Conference, and then played a four-game series from 1997-2000, with the Nittany Lions winning the 1997-99 contests on the field. They began another four-year series in 2016. Penn State holds a 17-6 advantage at home.

Year	Site	Result	Year	Site	Result
1893	Home	PSU, 32-0	1950	Neutral	PSU, 21-20
1896	Home	PSU, 10-4	1951	Away	Pitt, 13-7
1900	Neutral	PSU, 12-0	1952	Away	PSU, 17-0
1901	Neutral	PSU, 37-0	1953	Away	PSU, 17-0
1902	Home	PSU, 27-0	1954	Away	PSU, 13-0
1903	Away	PSU, 59-0	1955	Home	Pitt, 20-0
1904	Away	Pitt, 22-5	1956	Away	Tie, 7-7
1905	Away	PSU, 6-0	1957	Away	Pitt, 14-13
1906	Away	PSU, 6-0	1958	Away	PSU, 25-21
1907	Away	PSU, 6-0	1959	Away	Pitt, 22-7
1908	Away	PSU, 12-6	1960	Away	PSU, 14-3
1909	Away	PSU, 5-0	1961	Away	PSU, 47-26
1910	Away	Pitt, 11-0	1962	Away	PSU 16-0
1911	Away	Pitt, 3-0	1963	Away	Pitt, 22-21
1912	Away	PSU, 36-0	1964	Home	PSU, 28-0
1913	Away	Pitt, 7-6	1965	Away	Pitt, 30-27
1914	Away	Pitt, 13-3	1966	Away	PSU, 48-24
1915	Away	Pitt, 20-0	1967	Home	PSU, 42-6
1916	Away	Pitt, 31-0	1968	Away	PSU, 65-8
1917	Away	Pitt, 28-6	1969	Away	PSU, 27-7
1918	Away	Pitt, 28-6	1970	Home	PSU, 35-15
1919	Away	PSU, 20-0	1971	Away	PSU, 55-18
1920	Away	Tie, 0-0	1972	Home	PSU, 49-27
1921	Away	Tie, 0-0	1973	Home	PSU, 35-15
1922	Away	Pitt, 14-0	1974	Neutral	PSU, 31-10
1923	Away	Pitt, 20-3	1975	Neutral	PSU, 7-6
1924	Away	Pitt, 24-3	1976	Neutral	Pitt, 24-7
1925	Away	Pitt, 23-7	1977	Away	PSU, 15-13
1926	Away	Pitt, 24-6	1978	Home	PSU, 17-10
1927	Away	Pitt, 30-0	1979	Home	Pitt, 29-14
1928	Away	Pitt, 26-0	1980	Home	Pitt, 14-9
1929	Away	Pitt, 20-7	1981	Away	PSU, 48-14
1930	Away	Pitt, 19-12	1982	Home	PSU, 19-10
1931	Home	Pitt, 41-6	1983	Away	Tie, 24-24
1935	Away	Pitt, 9-0	1984	Home	Pitt, 31-11
1936	Away	Pitt, 34-7	1985	Away	PSU, 31-10
1937	Away	Pitt, 28-7	1986	Home	PSU, 34-14
1938	Away	Pitt, 26-0	1987	Away	Pitt, 10-0
1939	Home	PSU, 10-0	1988	Home	Pitt, 14-7
1940	Away	Pitt, 20-7	1989	Away	PSU, 16-13
1941	Away	PSU, 31-7	1990	Home	PSU, 22-17
1942	Home	PSU, 14-6	1991	Away	PSU, 32-20
1943	Away	PSU, 14-0	1992	Home	PSU, 57-13
1944	Away	Pitt, 14-0	1997	Home	PSU, 34-17
1945	Away	Pitt, 7-0	1998	Away	PSU, 20-13
1946	Away	Pitt, 14-7	1999	Home	PSU, 20-17
1947	Away	PSU, 29-0	2000	Away	Pitt, 12-0
1948	Away	Pitt, 7-0	2016	Away	Pitt, 42-39
1949	Away	Pitt, 19-0			

**LAST MEETING**

**COMEBACK FALLS SHORT AT PITT, 42-39**

A 332-yard passing day for quarterback Trace McSorley and five total touchdowns by running back Saquon Barkley were not enough to overcome the strong rushing attack of Pitt in a 42-39 setback for the Nittany Lions in Heinz Field. The 69,983 in attendance marked the largest crowd ever at a city of Pittsburg sporting event.


Pitt led by as many as 21 points in the first half, but the game was in the hands of the Penn State offense trailing by three points with 3:56 remaining. Barkley pulled Penn State within three with his fifth touchdown of the afternoon with 5:00 remaining, and the Nittany Lion defense forced a three-and-out to get the offense back on the field. After driving to the Pitt 32 with less than two minutes remaining, a McSorley pass was intercepted in the end zone by Ryan Lewis and Pitt was able to kneel out the clock for the win.

The Pitt rushing attack, led by 117 yards from James Connor featured eight different Pitt rushers totaling 341 yards. Among them was Quadree Henderson, who was effective through the air and on the ground, catching three passes for a team-high 47 yards, returning two kickoffs for 96 yards - including an 84-yarder that set up the eventual winning score - and rushing for 58 yards.

Barkley's five touchdowns, including four of the rushing variety, accounted for 30 points in the game. It was the first 30-point game by a Penn State individual since Ki-Jana Carter had 30 against Michigan State on Nov. 26, 1994.

Pitt never trailed in the game, building a lead as large as 28-7 in the second quarter. Barkley altered the momentum before halftime though, capping an eight-play, 83-yard drive with a 1-yard touchdown run. Barkley and Conner both tallied touchdowns in the third quarter and Conner's fourth quarter touchdown was the insurance needed to fend off two more Barkley touchdowns and a Tyler Davis field goal.

The 81 points scored were the most combined points in the history of the 97-game Penn State-Pitt series.



**TEAM STATISTICS**

	PSU	PITT
First Downs	20	19
Rushing Yards	74	341
Passing Yards	332	91
Passing (C-A-Int)	24-35-1	11-15-1
Total Offense	406	432
Plays	66	71
Fumbles (#-Lost)	5-3	2-1
Penalties (#-Yards)	4-35	10-79
Possession Time	24:31	35:29
3rd Down Conv.	2-10	4-12
Red-Zone	5-5	6-6
Touchdowns	4	6
Field Goals	1	0

**GAME LEADERS**

\* Top performers from each school based on yardage.

**PENN STATE**

**Rushing**

Saquon Barkley	20 for 85 yds, 4 TD
Andre Robinson	1 for 4 yds

**Passing**

Trace McSorley	24-of-35 for 332 yds 1 TD/1 INT
----------------	------------------------------------

**Receiving**

DaeSean Hamilton	8 for 82 yds
Mike Gesicki	4 for 47 yds

**Tackles (U-A-Total)**

Nyeem Wartman-White	7-2-9
Brandon Bell	5-4-9

**PITT**

**Rushing**

James Conner	22 for 117 yds, 1 TD
Quadree Henderson	4 for 58 yds

**Passing**

Nathan Peterman	11-of-15 for 91 yds 3 TD/1 INT
-----------------	-----------------------------------

**Receiving**

Quadree Henderson	3 for 47 yds, 1 TD
James Conner	4 for 29 yds, 1 TD

**Tackles (U-A-Total)**

Ryan Lewis	9-0-9
Jordan Whitehead	4-3-7

**OTHER**

Date	September 10, 2016
Location	Pittsburgh, Pa.
Stadium	Heinz Field
Attendance	69,983
Time of Game	3:44
Penn State	1-1
Pitt	2-0



THIS DAY IN HISTORY

SEPTEMBER 9

RECORD: 3-2  
STREAK: L1

Year	Site	Result
1978	H	Penn State 26, Rutgers 10
1989	H	Virginia 14, Penn State 6
1995	H	Penn State 24, Texas Tech 23
2000	H	Penn State 67, Louisiana Tech 7
2006	A	Notre Dame 41, Penn State 17

NOTABLE

- Penn State scored 67 points in a win over Louisiana Tech on this day in 2000. Penn State has not scored 67 or more points since. It came closest in 2008 with 66 against Coastal Carolina.
- Penn State has been ranked in the AP Top 25 in all five games it has played on this date, and was twice ranked in the top five (No. 3 in 1978, No. 4 in 1995).

RECORD BREAKDOWN

Overall Record	1-0
Day Games	1-0
Night Games (6 p.m. or later)	0-0
TV Games	0-0
ABC	1-0
Scoring First	1-0
Opponent Scoring First	0-0
Leading at the Half	1-0
Trailing at the Half	0-0
Tied at the Half	0-0
Leading after Third Qtr.	1-0
Trailing after Third Qtr.	0-0
Tied after Third Qtr.	0-0
Overtime Games	0-0
Scoring less than 20 pts.	0-0
Scoring 20-29 points	0-0
Scoring 30-39 Points	0-0
Scoring 40+ Points	1-0
Allowing 10 points or less	1-0
Allowing 11-20 points	0-0
Allowing 21-30 points	0-0
Allowing 31+ points	0-0
Rushing for less than 100 yds.	0-0
Rushing for 100-199 yds	0-0
Rushing for 200-299 yds	1-0
Rushing for 300+ yds	0-0
Passing for less than 200 yds.	0-0
Passing for 200-299 yds.	0-0
Passing for 300-399 yds.	1-0
Passing for 400+ yds	0-0
Totalling less than 300 yds total offense.	0-0
300-399 yds of total offense	0-0
400-499 yds of total offense	0-0
500+ yds of total offense	1-0
Allowing less than 100 yds rushing	1-0
Allowing more than 100 yds rushing	0-0
Allowing less than 300 yds total offense	1-0
Allowing 300+ yds total offense	0-0
Having a 100-yd rusher	1-0
Having two 100-yd rushers	0-0
Not having a 100-yd rusher	0-0
Opp. having a 100-yd rusher	0-0
No turnovers	0-0
1-3 turnovers	1-0
3+ turnovers	0-0
No takeaways	0-0
1 or 2 takeaways	1-0
3 or more takeaways	0-0
More than 30:00 of possession	0-0
Less than 30:00 of possession	1-0

PITT NOTES

NITTANY LIONS & PANTHERS CONTINUE KEYSTONE CLASSIC

- Penn State and Pitt are set for the second game of a four-game home-and-home series dubbed the Keystone Classic presented by Peoples Natural Gas.
- The intrastate series resumed last season at Pitt after a 16-year hiatus. The Panthers hung on to win 42-39.
- For the first time since Sept. 11, 1999, Pitt will be visiting Beaver Stadium. Just 23 of the previous 97 meetings have taken place in Happy Valley.
- Since Pitt last visited, Beaver Stadium's capacity has expanded from 93,967 to its present total of 106,572.
- None of Penn State's current true freshmen had reached their second birthdays when Pitt visited last. **KJ Hamler** was just two months and three days old.
- The series returns to Pittsburgh on Sept. 8, 2018, and will conclude Sept. 14, 2019 at Beaver Stadium.

VERSUS PENNSYLVANIA SCHOOLS

- Against the two other current FBS schools, Pitt (50-43-4) and Temple (40-4-1), Penn State owns a combined 90-47-5 record.
- The 90 wins account for 9.6 percent of Penn State's 868 all-time wins.
- Penn State owns a 167-95-12 record all-time against current NCAA Division I teams in Pennsylvania.
- That figure includes current FCS teams Bucknell (28-10-0), Lafayette (10-5-1), Lehigh (16-6-1), Penn (18-25-4) and Villanova (5-3-1). However, Penn State has not played any of those teams since playing Penn in 1958.

PENN STATE VS. ACC

- Penn State is 150-87-10 all-time against the schools who are current members of the Atlantic Coast Conference, having played every ACC school except Duke and Virginia Tech.
- Before playing Pitt last season, the Nittany Lions last played an ACC foe in the 2014 New Era Pinstripe Bowl, defeating Boston College in overtime, 31-30.
- Pitt is the lone ACC opponent on Penn State's schedule through 2019. Virginia Tech is on the Lions' schedule in 2020 (away) and 2025 (home).

ACC Opponent	Record	First Meeting	Last Meeting
Boston College	20-4	1949	2014
Clemson	0-1	1988	1988
Florida State	1-1-1	1967	2005
Georgia Tech	4-3	1921	1991
Louisville	2-0	1996	1997
Miami	7-6	1961	2001
North Carolina	0-1	1943	1943
NC State	17-2	1920	1982
<b>Pitt</b>	<b>50-43-4</b>	<b>1893</b>	<b>2016</b>
Syracuse	43-23-5	1922	2013
Virginia	5-3	1893	2012
Wake Forest	1-0	1974	1974

PENN STATE-PITT CONNECTIONS

- Penn State senior **S Troy Apke** played with Pitt junior OL Alex Bookser at Mount Lebanon.
- Apke's father, Steve, played football at Pitt, and his mother, Susan, was a track and field athlete for the Panthers.
- Penn State freshman DT **Corey Bolts** played with Pitt sophomore LB Saleem Brightwell at Paramus Catholic in Paterson, N.J.
- Penn State sophomore S **John Petrishen** and Pitt sophomore DB Daman Hamilton, freshman LS Cal Adomitis, sophomore DB Bricen Garner, senior LS Pat Quirin and redshirt freshman DL Rashad Wheeler all played together at Pittsburgh Central Catholic.
- Penn State freshman S **Jonathan Sutherland** played with Pittsburgh DB Rimoni Dorsey at the Episcopal School in Alexandria, Va.
- Penn State freshman CB **Lamont Wade** played with Pitt sophomore WR Aaron Mathews and senior DB Rob Boatright at Clairton H.S. in Clairton, Pa.
- Penn State junior CB **Grant Haley's** parents met while attending Pittsburgh's School of Medicine. Haley's mother, Carla Neal-Haley, attended Penn State and was a member of the track and field team.

COACHING STAFF CONNECTIONS

- Penn State offensive coordinator **Joe Moorhead** is from Pittsburgh and was a graduate assistant for the Panthers from 1998-99.
- Penn State co-defensive coordinator and safeties coach **Tim Banks** and Pitt tight ends coach Tim Salem were on the same staff at Illinois from 2012-14.
- Banks and Pitt head strength and conditioning coach Dave Andrews were on the same staff at Cincinnati from 2010-11 and Illinois from 2012-13.
- Pitt head coach Pat Narduzzi faced Penn State as Michigan State's defensive coordinator from 2007-14.
- Pitt cornerbacks coach Renaldo Hill faced the Nittany Lions as a three-year starter at cornerback for Michigan State (1998-2000).
- Pitt offensive line coach John Peterson is familiar with the Big Ten after spending the 2004-11 seasons as Ohio State's tight ends coach.
- Pitt offensive coordinator Shawn Watson has 12 years coaching experience at current Big Ten schools. He served as a position coach at Illinois (1983-86) and Northwestern (1997-98), a tight ends coach (2006) and offensive coordinator at Nebraska (2007-10) and assisted Indiana in 2016 for their bowl game.

NITTANY LIONS FROM METRO PITTSBURGH

- S **Troy Apke** - Mount Lebanon/Mount Lebanon
- TE/H **Nick Bowers** - Kittanning/Kittanning Senior
- T **Sterling Jenkins** - Pittsburgh/Baldwin
- S **John Petrishen** - Lower Burrell/Pittsburgh Central Catholic
- RB **Miles Sanders** - Pittsburgh/Woodland Hills
- OL **C.J. Thorpe** - Glenshaw/Central Catholic
- CB **Lamont Wade** - Clairton/Clairton
- OL coach **Matt Limegrover** - Pittsburgh
- Off. coord./QB coach **Joe Moorhead** - Pittsburgh
- Asst. head coach/CB coach **Terry Smith** - Aliquippa

HISTORIC SERIES

- Penn State has many long and storied series on the gridiron. The Nittany Lions have played 19 teams 20 or more times in the 131-year history of the program.
- Penn State owns a winning record against 16 of the 20 teams that it has met 20 or more times.
- Eight of the 20 teams are on the 2017 schedule; including Pitt (97 meetings), Iowa (25), Indiana (20), Michigan (20), Ohio State (31), Michigan State (31) Rutgers (25) and Maryland (37).
- Since 2012, Penn State has played or has a future meeting scheduled meeting with 13 of the 20 teams (all of the FBS teams except Navy). Those opponents include: Army (2015), Illinois (2014-15, '18), Iowa (2016-18), Pitt (2016-19), Syracuse (2012), Temple (2014-16) and West Virginia (2023-24), while the Lions will meet yearly with Big Ten East Division opponents Indiana, Maryland, Michigan, Michigan State, Ohio State and Rutgers.
- Fifteen of the 20 programs are currently members of NCAA Division I FBS. Bucknell, Lehigh and Penn are in NCAA Division I FCS, while Gettysburg and Lebanon Valley are Division III programs.

Team	Meetings	Record
<b>Pitt</b>	<b>97</b>	<b>50-43-4</b>
Syracuse	71	43-23-5
West Virginia	59	48-9-2
Penn ^	47	18-25-4
Temple	45	40-4-1
<b>Maryland *</b>	<b>40</b>	<b>37-1</b>
Bucknell ^	38	28-10
Navy	38	19-17-2
<b>Ohio State *</b>	<b>32</b>	<b>14-18</b>
<b>Michigan State *</b>	<b>31</b>	<b>15-15-1</b>
Gettysburg ^	28	27-0-1
<b>Rutgers *</b>	<b>27</b>	<b>25-2</b>
Army	26	14-10-2
<b>Iowa *</b>	<b>25</b>	<b>14-12</b>
Boston College	24	20-4
Lehigh ^	23	16-6-1
Illinois *	22	18-5
Lebanon Valley ^	20	20-0
<b>Michigan *</b>	<b>20</b>	<b>7-13</b>
<b>Indiana *</b>	<b>20</b>	<b>19-1</b>

\* - Current Big Ten team | ^ - Current Non-FBS university





HIGHLIGHTS

**BLACKLEDGE ON ABC BROADCAST TEAM**

- Former Penn State quarterback Todd Blackledge will be calling Saturday's meeting between the Nittany Lions and Panthers.
- Blackledge led Penn State to an 11-1 record and its first National Championship with a 27-23 victory over previously unbeaten Georgia in the 1983 Sugar Bowl. He earned the Davey O'Brien Award as the nation's top quarterback in 1982, was sixth in balloting for the Heisman Trophy and concluded his collegiate career with 26 school records.
- A three-year starter, Blackledge directed the Nittany Lions to a 29-4 record, including 13 comeback victories, from 1980-82, including two Fiesta Bowl wins and one Sugar Bowl victory.
- Blackledge began his national broadcasting career in 1994 with ABC Sports, serving as a studio and game analyst. He then served as a game analyst for ESPN (1997-98) before joining CBS in 1999. He returned to ESPN/ABC in 2006.
- Blackledge received the University's prestigious Distinguished Alumni Award in 2009.
- Blackledge earned a B.A. in speech communication in 1983, graduating Phi Beta Kappa with a 3.80 grade point average. A first-team Academic All-American, he also was presented the Eric Walker Award, given to the Penn State senior who has most "enhanced the esteem and recognition of the University." In 1997, Blackledge was inducted into the prestigious Academic All-America Hall of Fame.

**TAKING ON THE NEIGHBORS**

- For the fourth consecutive year, Penn State is playing at least four FBS teams that are within a 250-mile drive (based on Google Maps from stadium to stadium).
- Penn State went 4-1 against its neighbors last season and is off to a 1-0 start this season with a season opening win over Akron.
- The only nearby FBS team Penn State has not played since 2012 is West Virginia, but the Mountaineers are on Penn State's schedule in 2023 and 2024.
- The last time Penn State did not play any of its nearest neighbors was 2005.
- Since joining the Big Ten in 1993, Penn State is 41-4 against FBS teams within 250 miles.
- All-time, Penn State is 287-111-17 against its current FBS regional foes.
- Penn State will play four nearby teams in each of the next two seasons.

Distance	Team	Last Played	Result
<b>139 Miles</b>	<b>Pittsburgh</b>	<b>Sept. 10, 2016</b>	<b>L, 39-42</b>
181 Miles	West Virginia	Oct. 24, 1992	W, 40-26
198 Miles	Temple	Sept. 17, 2016	W, 34-27
198 Miles	Navy	Sept. 15, 2012	W, 34-7
<b>199 Miles</b>	<b>Maryland</b>	<b>Oct. 8, 2016</b>	<b>W, 38-14</b>
204 Miles	Buffalo	Sept. 12, 2015	W, 27-14
205 Miles	Kent State	Sept. 4, 2016	W, 33-13
<b>215 Miles</b>	<b>Akron</b>	<b>Sept. 2, 2017</b>	<b>W, 52-0</b>
<b>224 Miles</b>	<b>Rutgers</b>	<b>Nov. 19, 2016</b>	<b>W, 39-0</b>
230 Miles	Syracuse	Aug. 31, 2013	W, 23-17
250 Miles	Army	Oct. 3, 2015	W, 20-14

**Bold italics indicates 2017 opponent**

**UP TO FOURTH**

- Entering Week 2, Penn State rose to No. 4 in both the Associated Press and USA Today/Amway Coaches Polls. The Nittany Lions had been ranked sixth in both preseason polls.
- The No. 4 ranking is the Lions' highest since Week 11 of the 2008 season when they were ranked No. 3 by the AP and No. 2 in the Coaches Poll.

**HOME IN HAPPY VALLEY**

- Penn State's eight-game home win streak is tied for the longest active streak in FBS.
- The Nittany Lions went 7-0 at home in 2016 for the first time since 2008 and the fifth time in the Big Ten era (1994, 1998, 2005, 2008, 2016).
- Dating back to last season, Penn State has won 14 out of its last 15 home games.

**HOME SWEET HOME**

With a 279-72 all-time record in Beaver Stadium, PSU owns the eighth-best winning percentage (.795) in its current home venue amongst current FBS schools and leads the Big Ten. Only Alabama (.823) and Oklahoma (.810) have higher winning percentages in facilities older than Beaver Stadium.

School	Stadium Name (Opened)	Rec	Win %
1. Colorado State	Hughes Stadium (2017)	1-0	1.000
2. Houston	TDECU Stadium (2014)	18-3	.857
3. Ga. Southern	Paulson Stadium (1984)	186-36	.838
4. Marshall	Joan C. Edwards Stadium (1991)	152-30	.835
5. Boise State	Albertsons Stadium (1970)	254-53	.828
6. Alabama	Bryant-Denny Stadium (1929)	252-53-3	.823
7. Oklahoma	Gaylord Family-Oklahoma Memorial Stadium (1923)	386-85-15	.810
<b>8. Penn State</b>	<b>Beaver Stadium (1960)</b>	<b>279-72</b>	<b>.795</b>
9. Auburn	Jordan-Hare Stadium (1939)	312-81-7	.789
10. Ohio State	Ohio Stadium (1922)	430-111-20	.784
11. Tennessee	Neyland Stadium (1921)	460-124-17	.780

**TICKETS IN DEMAND**

- The Penn State Student Section sold out more than 21,000 tickets in just 89 minutes, highlighted by the sold-out allotments of the senior (20), junior (10) and freshmen (15) classes in less than 20 minutes each.
- The Penn State Student Section has consistently sold out for four decades, showing the unwavering passion and dedication of Penn State students.
- Penn State has sold more than 9,000 new season football tickets for the 2017 campaign. The season ticket renewal rate topped 95 percent to help the Nittany Lions exhaust their season ticket allotment for the first time since 2008.
- Additionally, Penn State has exhausted the allotments for recent graduate season tickets, as well as the Pitt and Michigan single game tickets.

WINNINGEST PROGRAMS

In its 131st season of varsity football, Penn State has posted 868 victories to rank No. 8 in the nation. The Lions' success is not solely due to longevity though, as Penn State also ranks in the Top 10 in all-time winning percentage. As of Sept. 2, 2017.

**TOTAL VICTORIES**

1. Michigan (138)	Big Ten	936
2. Notre Dame (129)	Independent	897
3. Texas (129)	Big 12	891
4. Nebraska (128)	Big Ten	890
5. Ohio State (128)	Big Ten	887
6. Alabama (123)	SEC	879
7. Oklahoma (123)	Big 12	873
<b>8. PENN STATE (131)</b>	<b>Big Ten</b>	<b>868</b>
9. Tennessee (121)	SEC	830
10. USC (124)	Pac-12	824

**WINNING PERCENTAGE (YEARS - MIN 25 IN D1)**

1. Michigan (138)	Big Ten	.730
2. Notre Dame (129)	Independent	.729
3. Boise State (50)	Mountain West	.725
4. Ohio State (128)	Big Ten	.724
5. Oklahoma (123)	Big 12	.7213
6. Alabama (123)	SEC	.7210
7. Texas (125)	Big 12	.706
8. USC (124)	Pac-12	.701
9. Nebraska (128)	Big Ten	.699
<b>10. PENN STATE (131)</b>	<b>Big Ten</b>	<b>.687</b>
11. Florida State (71)	ACC	.6807
12. Tennessee (121)	SEC	.6806
13. LSU (124)	SEC	.650
14. Georgia (124)	SEC	.649
15. Georgia Southern (54)	Sun Belt	.642

**THE ALL-TIME AP COLLEGE FOOTBALL POLL**

The Associated Press updated its "All-Time AP Poll" this summer. Its formula counted poll appearances (1 point), No. 1 rankings (2 points) and AP championships (10 points). The first poll was in 1936. Entering 2017, Penn State has been ranked 597 times (53.4% of all polls), have been voted No. 1 19 times and won two AP National Championships.

1. Ohio State	Big Ten	1,128
2. Oklahoma	Big 12	1,070
3. Notre Dame	Independent	1,045
4. Alabama	SEC	1,039
5. USC	Pac-12	980
6. Nebraska	Big Ten	913
7. Michigan	Big Ten	910
8. Texas	Big 12	826
9. Florida State	ACC	730
10. Florida	SEC	689
11. LSU	SEC	668
<b>12. PENN STATE</b>	<b>Big Ten</b>	<b>655</b>
13. Miami	ACC	649
14. Tennessee	SEC	635
15. Auburn	SEC	580
16. Georgia	SEC	577
17. UCLA	Pac-12	536
18. Texas A&M	SEC	489
19. Michigan State	Big Ten	448
20. Washington	Pac-12	446
21. Clemson	ACC	439
22. Arkansas	SEC	418
23. Pittsburgh	ACC	358
24. Wisconsin	Big Ten	351
25. Iowa	Big Ten	334

AT THE START

Opponent	Coin Toss	Choice	PSU 1st Drive	Opponent 1st Drive	Game Captains
AKRON	Won	Defer - Kicked Off	Interception	Punt	Jason Cabinca, DaeSean Hamilton, Trace McSorley, Nick Scott
PITTSBURGH					
GEORGIA STATE					
at Iowa					
INDIANA					
at Northwestern					
MICHIGAN					
at Ohio State					
at Michigan State					
RUTGERS					
NEBRASKA					
at Maryland					



**NATIONAL NITS**

Below is a list of Penn State players that rank among the top-100 individuals and top-50 teams in the most recent season statistical rankings. *Rankings listed NCAA/Big Ten Statistics current as of Sept. 5, 2017*

- RB Saquon Barkley
  - All-Purpose - 246.0 (2/1)
  - Points Responsible For - 12 (83/10)
  - Points Responsible For Per Game - 12.0 (71/10)
  - Rush Yards Per Carry - 12.29 (4/1)
  - Rushing Yards - 172 (13/3)
  - Rushing Yards Per Game - 172.0 (11/3)
  - Scoring - 12.0 (21/2)
  - Total Points Scored - 12 (29/2)
  - Total Touchdowns - 2 (18/t-1)
- DE Ryan Buchholz
  - Forced Fumbles - 1.0 (5/3)
  - Sacks - 1.0 (29/5)
  - Tackles For Loss - 1.5 (91/7)
- DT Tyrell Chavis
  - Tackles For Loss - 3.0 (8/1)
- K Tyler Davis
  - Field Goal Percentage - .500 (63/6)
  - Field Goals Per Game - 1.0 (30/4)
  - Scoring - 10.0 (100/14)
- TE Mike Gesicki
  - Points Responsible For - 12 (83/10)
  - Points Responsible For Per Game - 12.0 (71/10)
  - Receiving TDs - 2 (2/t-1)
  - Receptions Per Game - 6.0 (57/7)
  - Scoring - 12.0 (21/2)
  - Total Points Scored - 12 (29/2)
  - Total Touchdowns - 2 (18/t-1)
- WR DaeSean Hamilton
  - Yards Per Reception - 24.67 (43/6)
- WR Juwan Johnson
  - Receiving Yards - 84 (86/9)
  - Receiving Yards Per Game - 84.0 (75/9)
  - Yards Per Reception - 21.0 (77/11)
- LB Jarvis Miller
  - Sacks - 1.0 (29/5)
- QB Trace McSorley
  - Completion Percentage - .720 (22/2)
  - Completions Per Game - 18.0 (52/7)
  - Passing Efficiency - 184.5 (18/2)
  - Passing Yards - 280 (36/4)
  - Passing Yards Per Game - 280.0 (32/4)
  - Passing Yards Per Completion - 15.56 (20/4)
  - Points Responsible For - 18 (25/3)
  - Points Responsible For Per Game - 18.0 (19/3)
  - Total Offense - 328.0 (24/4)
  - Total Touchdowns - 1 (96/10)
  - Yards Per Pass Attempt - 11.20 (12/1)
- CB Amani Oruwariye
  - Interceptions Per Game - 1.0 (6/t-1)
  - Passes Defended - 2.0 - (20/3)
  - Total Interceptions - 1 (9/t-1)
- QB Tommy Stevens
  - Total Touchdowns - 1 (96/10)
- WR DeAndre Thompkins
  - All-Purpose - 156.0 (48/7)
  - Combined Kick Returns - 127 (13/2)
  - Punt Return TDs - 1 (t-1/1)
  - Punt Returns - 31.8 (3/1)
  - Total Touchdowns - 1 (88/10)
- TEAM
  - 4th Down Conversion Pct - .500 (48/9)
  - Blocked Kicks Allowed - 0 (t-1/t-1)
  - Blocked Punts Allowed - 0 (t-1/t-1)
  - Completion Percentage - .677 (36/4)
  - Fewest Penalties - 5 (39/6)
  - Fewest Penalties Per Game - 5.0 (39/6)
  - Fewest Penalty Yards - 45 (47/7)
  - Fewest Penalty Yards Per Game - 45.0 (47/7)
  - Fumbles Lost - 0 (t-1/t-1)
  - Passing Offense - 322.0 (24/3)
  - Passing Yards per Completion - 15.33 (25/5)
  - Rushing Offense - 247.0 (31/3)
  - Sacks Allowed - 0.0 (t-1/t-1)
  - Scoring Offense - 52.0 (20/2)
  - Team Passing Efficiency - 169.83 (24/4)
  - Total Offense - 569.0 (18/2)
  - Turnovers Lost - 1 (29/3)
  - Winning Percentage - 1.000 (t-1/t-1)
- 3rd Down Conversion Pct Defense - .235 (30/3)
- 4th Down Conversion Pct Defense - .000 (t-1/t-1)
- First Downs Defense - 12 (21/3)
- Passing Yards Allowed - 86.0 (11/1)
- Passes Intercepted - 1 (29/5)
- Punt Return Defense - 0.0 (10/t-1)
- Punt Returns - 26.0 (7/1)
- Red Zone Defense - 0.0 (t-1/t-1)
- Rushing Defense - 73.0 (32/6)
- Scoring Defense - 0.0 (t-1/1)
- Team Passing Efficiency Defense - 66.29 (14/2)
- Team Sacks - 3.00 (24/4)
- Team Tackles For Loss - 14.0 (2/1)
- Total Defense - 159.0 (11/1)

**WINNING WAYS**

- Penn State is one of eight FBS teams to have posted winning records each of the last 12 years (Wisconsin, Virginia Tech, Boise State, Oklahoma, USC, Florida State, LSU).
- Penn State's nine-game winning streak last season was its longest overall since doing the same in 2008. Penn State has not won 10-straight games in a single-season since going 12-0 in 1994.
- Before 2016, the 2009 season marked the last time Penn State earned double-digit wins in a single season.
- The Lions posted their 16th 11-win season overall last year. It marked the sixth time in the Big Ten era that Penn State had reached at least 11 wins:
 

11-Plus Win Seasons (Big Ten era)	
1994	12-0
1996	11-2
2005	11-1
2008	11-2
2009	11-2
2016	11-3

**MILESTONE WATCH**

- Tight end **Mike Gesicki** is 24 yards shy of 1,000 career receiving yards.
- Running back **Saquon Barkley** is 256 yards shy of 3,000 career rushing yards.
- Safety **Marcus Allen** is 48 tackles shy of 300 for his career. *See Records Watch on Pages 26-28*

**MILESTONES ACHIEVED**

- Head coach **James Franklin** earned his 50th career victory with the Nittany Lions season opening win. His career mark is now 50-30, including a 26-15 mark at Penn State.
- With 74 receiving yards against Akron, **DaeSean Hamilton** surpassed 2,000 for his career and now has 2,059 yards to rank sixth all-time at Penn State. He also moved up to fourth all-time in career receptions at Penn State, now totaling 164.
- **Trace McSorley** surpassed 4,000 career passing yards with 280 against Akron and now has 4,079.
- **Jason Cabinda** surpassed 200 career tackles for his career with three against Akron. *See Records Watch on Pages 26-28*

**NITTANY LION DEBUTS**

- A total of 16 Nittany Lions made their debuts against Akron in the season opener, including three true freshmen, 10 redshirt freshmen, a sophomore and two juniors.
- True freshmen included: CB **Tariq Castro-Fields**, CB **Lamont Wade** and DE **Yetur Gross-Matos**.
- Redshirt freshmen included: CB **Zech McPhearson**, DE **Shane Simmons**, OL **Will Fries**, OL **Alex Gellerstedt**, DE **Shaka Toney**, DT **Ellison Jordan**, K **Alex Barbir**, DT **Antonio Shelton**, OL **Michael Menet**, DT **Daniel Joseph**.
- Sophomore S **John Petrishen** and juniors LB **Jason Vranic** and LS **Kyle Vasey**.

**FORTY-FOUR LETTERWINNERS RETURN**

- Penn State returned 44 lettermen from last year's Big Ten Championship squad - 24 on defense, 18 on offense and two on special teams.
- Of the 44 overall lettermen returning, 35 brought starting experience - 17 on defense, 15 on offense and three on special teams.
- The Nittany Lions lost the services of 18 lettermen - nine on defense, five on offense and four specialists.

**EIGHTEEN STARTERS RETURNING**

- The Nittany Lions returned 18 starters - nine on offense, seven on defense and two on special teams.
- Seventeen additional Penn Staters brought starting experience - six on offense, 10 on defense and one on special teams.
- Among the returning starters are 2016 Big Ten Offensive Player of the Year **Saquon Barkley**, All-Big Ten first team selection **Tyler Davis**, All-Big Ten second team honorees **Trace McSorley** and **Mike Gesicki**, as well as All-Big Ten third team choices **Marcus Allen** and **Jason Cabinda**.

**STAYING INTACT**

The Nittany Lions have greatly improved their experienced depth from recent years, returning ...

**Offensively:**

- 99.2 percent of their rushing yards.
- 72.8 percent of their receiving yards.
- 87.4 percent of their scoring.

**Defensively:**

- 72.1 percent of its tackles.
- 52.5 percent of its sacks.
- 64.2 percent of its tackles for loss.
- 71.4 percent of its defensive turnovers.

**On special teams:**

- 100 percent of their punting yardage.
- 100 percent of their kicking points.
- 100 percent of their kickoff return yardage.
- 83.5 percent of their punt return yardage.

**PRESEASON ALL-AMERICANS**

- RB **Saquon Barkley** and TE **Mike Gesicki** were both selected to the Preseason Associated Press All-America team.
- Barkley is also a preseason first-team All-American for ESPN, *USA Today*, *Sporting News*, *Lindy's*, *Street & Smith* and *Athlon Sports*. Additionally, he was named the #5 player in FBS by SI.com and earned the #1 spot on Sports Illustrated's "Feldman's Freaks" list heading into the 2017 campaign.
- Barkley was stellar in 2016, claiming Graham-George Big Ten Offensive Player of the Year, Ameche-Dayne Big Ten Running Back of the Year and the *Chicago Tribune* Silver Football for the Big Ten's best player last season. Barkley was named to the All-Big Ten first team by the coaches and media, which made him a unanimous first team choice.
- Gesicki, who is also a preseason All-American according to *Athlon*, *Street & Smith's*, *Lindy's* and *Sporting News*, had a breakout campaign in 2016, breaking the Penn State single-season record for receptions and yardage by a tight end. His 48 catches broke the record held by Andrew Quarless (41; 2009) and his 679 receiving yards best Mickey Shuler's previous mark of 600 receiving yards (1977). Gesicki also tied the Penn State season record for touchdown catches for a tight end (5) in 2016.
- Additionally, S **Marcus Allen** drew first-team preseason All-America recognition from *Sporting News* and third team honors from *Athlon Sports* and *Pro Football Focus*.
- Allen was selected third-team All-Big Ten by the conference's coaches and honorable mention by the media panel last season. He made a team- and career-high 110 tackles on the season to become the first Penn State safety to lead the team in tackles since Shawn Mayer (144) in 2002. *See Preseason Honors on Page 11*

**SAQUON BARKEY RECORD COUNTDOWN**

**CAREER RUSHING YARDS**

**1,188**

With 172 rushing yards in the season opener, Saquon Barkley now has 2,744 career rushing yards. He is pursuing Evan Royster for the Penn State record in the category (3,932; 2007-10).

**CAREER RUSHING TDS**

**11**

Barkley rushed into the end zone twice in the season opener and now has 27 career rushing touchdowns. He is pursuing Lydell Mitchell for the 46-year-old Penn State record in the category (38, 1969-71).



## OFFENSE NOTES

## BARKLEY B1G CO-OFFENSIVE &amp; ROSE BOWL PLAYER OF THE WEEK

- **Saquon Barkley** claimed co-Big Ten Offensive Player of the Week after his performance against Akron. He shared the honor with Ohio State's J.T. Barrett.
- It's Barkley's third conference offensive weekly award.
- He was also named the Rose Bowl Player of the Week.
- Barkley had a Big Ten-leading 246 all-purpose yards on 18 touches against the Zips. The junior rushed for 172 yards on 14 carries (12.3 ypc) with two touchdowns and added three receptions for 54 yards (18.0 ypr). He also returned one kickoff for 20 yards.
- Among Barkley's highlight reel efforts on Saturday was an 80-yard rush in the second quarter, which was the second-longest of his career and tied for the 10th-best rush in program history.

See Season Honors on Page 11

## BARKLEY ALL-PURPOSE

- Barkley totaled the second-most FBS all-purpose yards in the opening week, totaling 172 yards on 14 carries with two touchdowns, 54 yards on three receptions and 20 yards on a kickoff return.
- His rushing total of 172 yards ranked 13th for the week.

## GOING 80

- RB **Saquon Barkley's** 80-yard rush in the second quarter against Akron was the second-longest of his career and tied for the 10th-longest in program history. His career long is an 81-yard dash in 2016 at Purdue.
- Barkley and Ki-Jana Carter are the only players in program history to have multiple 80-yard rushes in their career. Barkley has two career 80-plus yard rushes and Carter had three.

See Records Watch on Pages 26-28

## HIGH SCORING

- Penn State continued its high scoring ways, as the Nittany Lions totaled 52 points against Akron, which were the most since scoring 62 last year at Purdue.
- Penn State scored more than 35 points for the eighth-straight game, a school record. It is the longest active 35-point streak among Power 5 teams. The previous longest such streak for the Nittany Lions was seven games in 1973.
- The Nittany Lions scored 50 or more points in a game at home for the first time since scoring 52 vs. Eastern Illinois in 2009. It was also the first time scoring 50 or more at home vs. an FBS team since a 59-0 win over FIU in the 2007 season opener.
- The 52-point margin of victory was the largest for the Nittany Lions since defeating Coastal Carolina 66-10 (56 points) in 2008.
- Penn State averaged 37.7 points per game in 2016, which is its highest scoring rate since averaging 38.9 points per game for the 2008 season that also concluded in Pasadena.
- Before last season, Penn State had not averaged over 30 points per game since the 2008 season.
- Penn State's scoring offense ranked 21st in FBS and third in the Big Ten in 2016.
- The Nittany Lions scored 40 or more points in five games, the most in a season since the 2008 squad did it seven times.
- Penn State scored 30 or more points in 10 games, the most in a season since the 1994 squad did it 12 times.
- Penn State's five 20-plus point wins were the most since the 2012 team had five.
- The 49 points scored by Penn State against USC in the Rose Bowl were the most in a loss in program history.

## FAST START

- Penn State was known as a second-half team in 2016, only scoring more points in the first half than in the second half on three occasions. However, Penn State was able to get off to one of its best starts in recent years against Akron in the season opener.
- Penn State scored 35 points in the first half of a game for the first time since scoring 38 against Eastern Illinois on the way to a 52-3 victory in 2009. It was also the first time that the Nittany Lions scored 35 in a first half against an FBS team since scoring 38 at Syracuse in 2008, a game that Penn State won 55-13.
- Furthermore, the 35 points scored by the Nittany Lions in the first half against Akron were the most in the first half of a season opener since scoring 38 vs. Coastal Carolina in 2008. It was the most by Penn State against an FBS team in a season-opening first half since scoring 41 against Akron in 2004 on the way to a 48-10 win.
- Penn State's 14 points in the opening stanza of the first game are the most by the Nittany Lions in the first quarter of the opening game since scoring 14 against Indiana State in 2011, on the way to a 41-7 victory.
- In 2016, the Nittany Lion offense ranked second in FBS in second half scoring (23.29) and third in fourth quarter scoring (11.86).
- Penn State led FBS in second half scoring differential (+14.00) and fourth quarter scoring differential (+6.71).  
*Courtesy of SportSource Analytics*
- Penn State outscored its opponents in the second half, 326-130.

## OFFENSE COVERING GROUND

- The Nittany Lions' 569 yards of total offense (322 passing, 247 rushing) against Akron were the most for Penn State since recording 599 yards total offense last season vs. Iowa.
- The 569 yards of total offense were also the most in a season opener since the Nittany Lions gained 594 yards against Coastal Carolina in 2008.
- Penn State's offense averaged 432.6 yards per game last season, which was its most since the 2013 season (433.2). The figure ranked 49th in FBS and second in the Big Ten.
- The Nittany Lions had 11 games with 400 or more yards of total offense, the most since the 1994 team had 11 games with 400-plus yards, including the Rose Bowl.
- Penn State had four games with 500 or more yards of total offense, the most in a season since the 2009 team had the same.

## VETERAN O-LINE

- The Lions returned 87 starts on the offensive line, which ranks 19th overall and third in the B1G, per Phil Steele.
- The unit excelled in the season opener, not yielding a sack and clearing the way for 569 yards of total offense.
- **Brendan Mahon** was graded out as a member of Pro Football Focus' Big Ten Team of the Week for Week 1. See Season Honors on Page 11
- Mahon leads all offensive linemen with 30 career starts at guard and tackle, while **Andrew Nelson** has 27 starts at guard and tackle.
- The other Nittany Lions with starting experience in the trenches are: sophomores **Ryan Bates** (15), **Connor McGovern** (10) and **Steven Gonzalez** (4), as well as junior **Chasz Wright** (6).

See Career Starts on Page 19

## SEASON HONORS

## SAQUON BARKLEY, RUNNING BACK

Big Ten Co-Offensive Player of the Week (Sept. 4)  
Rose Bowl Player of the Week (Sept. 5)

## BRENDAN MAHON, OFFENSIVE LINE

Pro Football Focus Week 1 B1G Team of the Week (Sept. 5)

## PRESEASON HONORS

## MARCUS ALLEN, SAFETY

## Watch Lists

Bednarik Award (Defensive Player of the Year)  
Jim Thorpe Award (Top DB)  
Lott IMPACT Trophy (Top defensive player on and off the field)  
Nagurski Trophy (Defensive Player of the Year)

## All-America

Athlon Sports Preseason All-America Third Team  
Pro Football Focus Preseason All-America Third Team  
Sporting News Preseason All-America First Team

## SAQUON BARKLEY, RUNNING BACK

Big Ten Preseason Honors

## Watch Lists

Doak Walker Award (Top RB)  
Maxwell Award (National Player of the Year)  
Walter Camp Award (National Player of the Year)

## All-America

Associated Press Preseason All-America First Team  
Athlon Sports Preseason All-America First Team  
Bleacher Report Preseason All-America  
ESPN Preseason All-America  
Lindy's Preseason All-America First Team  
Pro Football Focus Preseason All-America First Team  
Sporting News Preseason All-America First Team  
Sports Illustrated Preseason All-America First Team  
Sports Illustrated No. 5 FBS Player  
Sports Illustrated "Feldman Freaks" No. 1  
Street & Smith's Preseason All-America First Team  
USA Today Preseason All-America First Team

## JASON CABINDA, LINEBACKER

Bednarik Award (Defensive Player of the Year)  
Butkus Award (Top LB)  
Lott IMPACT Trophy (Top defensive player on and off the field)  
Nagurski Trophy (Defensive Player of the Year)

## TYLER DAVIS, KICKER

Lou Groza Award Watch List (Top PK)  
Sporting News Preseason All-America Second Team

## JAMES FRANKLIN, HEAD COACH

Bobby Dodd Trophy Watch List (Top Coach)

## MIKE GESICKI, TIGHT END

Mackey Award Watch List (Top TE)  
Associated Press Preseason All-America First Team  
Athlon Sports Preseason All-America Second Team  
Lindy's Preseason All-America First Team  
Sporting News Preseason All-America First Team  
Sports Illustrated Preseason All-America Second Team  
Street & Smith's Preseason All-America First Team  
USA Today Preseason All-America First Team

## BLAKE GILLIKIN, PUNTER

Ray Guy Award Watch List (Top P)

## TRACE McSORLEY, QUARTERBACK

Big Ten Preseason Honors  
Davey O'Brien Award (Top QB)  
Johnny Unitas Golden Arm Award (Top QB on and off field)  
Manning Award (Top QB, including bowl game)  
Maxwell Award (National Player of the Year)  
Walter Camp Award (National Player of the Year)  
Wuerffel Trophy (Community Service)

## BRANDON SMITH, LINEBACKER

Allstate AFCA Good Works Team Nominee

## TRACE McSORLEY RECORD COUNTDOWN

## CAREER PASSING YARDS TOP 10

340

McSorley cracked 4,000 yards career passing with a 280-yard performance against Akron. He is looking to pass Wally Richardson (4,419; 1992, 94-96) to crack Penn State's top-10 for career passing yards.

## CAREER PASSING TOUCHDOWNS

15

With two passing touchdowns against Akron, McSorley now has 33 career passing touchdowns as he pursues Christian Hackenberg's career record of 48 TD passes (2013-15).



CLASSROOM SUCCESS

DEGREES ON THE WALL



- Eight Penn State student-athletes have earned their undergraduate degrees already and are now working on graduate degrees.
- Eight Penn State student-athletes enter the 2017 season having earned their undergraduate degrees: **Mark Allen** (criminology), **Curtis Cothran** (criminology), **Parker Cothren** (recreation, parks and tourism management), **Cody Hodgens** (exercise science at Florida International), **DaeSean Hamilton** (advertising and public relations), **Andrew Nelson** (kinesiology), **Daniel Pasquariello** (economics) and **Brandon Smith** (kinesiology).
- Penn State is one of 38 schools to have eight or more graduates on the roster this season.

Team	Grads
Northwestern	18
Cincinnati, Coastal Carolina, East Carolina	14
Toledo	13
TCU, Alabama, Oregon, Virginia	12
Georgia State, Kansas State, Maryland, UCF, USF	11
Kent State, Nevada, New Mexico, South Alabama, Texas Tech, West Virginia	10
Houston, Iowa State, Pittsburgh, Purdue, Rutgers, Temple	9
<b>PENN STATE</b> , Auburn, Clemson, Iowa, Kentucky, NC State, Northern Illinois, Ole Miss, SMU, Syracuse, UAB, Western Kentucky	<b>8</b>

CONTINUING ACADEMIC TRADITION

- The Penn State football team continued to excel in the classroom during the 2016 fall semester with 51 squad members earning at least a 3.0 grade-point average.
- The fall effort marks the seventh time in the last eight semesters (including summer sessions) the Nittany Lions have had more than 50 student-athletes with a 3.0 GPA or better.
- The Lions have had 50 or more student-athletes with a 3.0 GPA or higher in each of the last three fall semesters.
- A total of 19 Nittany Lions posted a 3.5 GPA or higher in the fall semester, with 15 earning Dean's List recognition for having 3.5 GPA or higher with 12 credits earned in undergraduate work.
- Overall, 48 football student-athletes own a 3.0 cumulative GPA or higher after the fall semester, with 16 posting a 3.5 cumulative GPA or higher.
- The 2016-17 academic year also saw true freshman punter **Blake Gillikin** and graduate student **Cody Hodgens** posted perfect 4.0 GPAs in both the fall and the spring semesters.
- Gillikin is enrolled in the Schreyer Honors College.
- In addition to Gillikin and Hodgens, Brandon Smith and **Jake Zembiec** earned perfect 4.0 GPAs in the spring semester.
- Additionally, 19 Nittany Lions earned Academic All-Big Ten recognition last fall.
- Three Nittany Lions earned Big Ten Distinguished Scholar accolades for 2016-17: Gordon Bentley, Brandon Smith and Tyler Yazujian.
- The Nittany Lion freshmen were impressive in the fall semester with 15 posting a 3.0 or higher.

BARKLEY IN THE RECORD BOOKS

- Running back **Saquon Barkley** has placed his name all over the Penn State record books.
- Barkley's 172 rushing yards against Akron boosted his career rushing yardage to 2,744 yards, moving him into 11th place at Penn State. He trails Matt Suhey (2,818 yards) for 10th place.
- The performance marked the 11th 100-yard rushing game of his career, which is tied for 10th place at Penn State with D.J. Dozier and Zach Zwinak. He is one of just eight Nittany Lions to post multiple 200-yard rushing games.
- Barkley's two rushing touchdowns in the Akron game give him 27 rushing touchdowns for his career, which is good for eighth place in the Penn State annals. He trails three players (John Cappelletti, Richie Anderson and Evan Royster) for fifth place with 29 career rushing touchdowns.
- Barkley's two rushing touchdowns also mark his seventh multiple-rushing touchdown game (2 as a freshman, 4 as a sophomore, 1 this season as a junior). He also had the ninth multi-touchdown game of his career with his two scores vs. Akron.

See Records Watch on Pages 26-28

3,500 & 1,000

- Penn State is one of three FBS teams to return a 3,500 yard passer and 1,000-yard rusher.
- The Nittany Lions return QB **Trace McSorley**, who threw for a team-record 3,614 yards in 2016, and RB **Saquon Barkley**, who rushed for a team-sophomore record 1,496 yards.
- The other two teams are Oklahoma State, returning QB Mason Rudolph (4,091 passing yards) and RB Justice Hill (1,142 rushing yards), and Louisville, returning QB Lamar Jackson (3,543 passing yards and 1,571 rushing yards).
- Penn State was one of 11 FBS teams to boast a 3,500-yard passer and a 1,000-yard rusher in 2016. Furthermore, Penn State was one of six teams in the Autonomy Five and the only Big Ten school to accomplish the feat last year.
- McSorley owns the Penn State season passing yards record at 3,614. Only two other Penn State quarterbacks eclipsed 3,000 yards passing in a single season: Matt McGloin (3,266 yds; 2012) and Daryll Clark (3,003 yds; 2009).
- Barkley tallied 1,496 rushing yards to rank fifth in program history. It was also the highest total by a Penn State back since Larry Johnson's record-breaking campaign in 2002.
- PSU's two other seasons with a 3,000-yard passer also featured a 1,000-yard rusher: Zach Zwinak (1,000 yards, 2012) and Evan Royster (1,169 yards, 2009).

McSORLEY CLIMBING CAREER CHARTS

- **Trace McSorley** tossed two touchdown passes against Akron, giving him 33 for his career to rank ninth at Penn State. He trails Chuck Fusina for eighth place (37).
- McSorley's 280 passing yards in the opener give him 12 200-yard passing games for his career, which is good for sole possession of sixth place at Penn State. He trails Daryll Clark, who had 14 200-yard passing games.
- McSorley had 328 yards of total offense against Akron (280 passing, 48 rushing) which gives him 4,535 for his career (4,079 passing and 456 rushing). That placed him 11th at Penn State, trailing Todd Blackledge (4,911 - 4,812 passing, 99 rushing) for 10th place.

TOSSING TOUCHDOWNS

- QB **Trace McSorley** has thrown a touchdown pass in 16 straight games, dating back to the TaxSlayer Bowl after the 2015 season, extending his Penn State record.
- His 14 consecutive games with a touchdown pass last season is a single-season record.
- McSorley's consecutive games with a touchdown pass streak is the third-longest active streak in FBS.
  - 22 Chase Litton, Marshall
  - 17 Brent Stockstill, Middle Tennessee
  - 16 Trace McSorley, Penn State**
  - 13 Mike White, WKU
  - 13 David Blough, Purdue
  - 13 Clayton Thorson, Northwestern
- McSorley threw four touchdowns in each of his last three games in 2016 (Michigan State, Big Ten Championship Game - Wisconsin and Rose Bowl - USC) to become the first Big Ten QB to throw four touchdowns in three straight games since J.T. Barrett (OSU) in 2014.
- McSorley threw more TD passes (12) in the final three games of 2016 than any other FBS QB.
- McSorley threw TD passes to 10 different receivers in 2016, marking the first time since 1971 a Penn State quarterback found 10-plus pass catchers for scores.

QUARTERBACKS DOING IT ALL

- Against Akron, **Trace McSorley** had his eighth career game with both a touchdown pass and a touchdown rush.
- **Tommy Stevens** saw action in the second half against Akron and had career highs for completions, attempts and passing yards with three completions on six attempts for 42 yards. Stevens had a 26-yard pass in the fourth quarter, tying a career-long completion. Stevens also rushed four times for 17 yards and a touchdown. He even made his first career reception in the third quarter, going for seven yards.

HAMILTON HAULING IT IN

- WR **DaeSean Hamilton** is poised to become one of Penn State's all-time leading receivers.
- Hamilton's three catches in the opener give him 164 for his career, which is good for fourth place at Penn State. He trails Bobby Engram's 167 grabs for third place and is 15 catches shy of the all-time record.
- Hamilton's 74 yards receiving in the opener give him 2,059 for his career and move him into sixth place at Penn State. He trails Derek Moye (2,395 receiving yards) for fifth place.
- Hamilton is the ninth player in program history with 2,000 career receiving yards.

GESICKI OUT OF THE GATE

- After a breakout season in 2016, TE **Mike Gesicki**, picked up where he left off with a career day in the season opener.
- Gesicki had a career-high six catches against Akron. His previous high was five on four occasions, the last against Rutgers in 2016.
- Two of those receptions went for touchdown receptions, which is a career high. He had one touchdown reception in six previous games.
- Gesicki now has a touchdown catch in four consecutive games, dating back to the regular season finale vs. Michigan State last season.
- Now with 976 career receiving yards, Gesicki moved into 25th on Penn State's chart, passing Gregg Garrity (952; 1980-82).
- Gesicki has four or more catches in eight of his last 13 games.

MIKE GESICKI RECORD COUNTDOWN

CAREER RECEIVING YARDS (TE)

367

Gesicki totaled 58 yards receiving against Akron to bring his total to 976 career receiving yards. He is pursuing Ted Kwalick (1,343; 1966-68) for the 49-year-old Penn State tight end record.

CAREER RECEPTIONS (TE)

9

Gesicki caught a career-high six passes in the season opener to bring his career total to 78. He is pursuing Andrew Quarless (87; 2006-09) for the Penn State record.



## JOHNSON DRAWS START

- WR **Juwan Johnson** made his second career start to open the season.
- Johnson delivered with a career-best four catches for a career high of 84 yards.

## BARKLEY, McSORLEY TEAM UP ON WALTER CAMP, MAXWELL LISTS

- RB **Saquon Barkley** and QB **Trace McSorley** each earned a spot on the Walter Camp and Maxwell Player of the Year Award watch lists.
- The Walter Camp Trophy is awarded to the outstanding player of the year who has exemplified the qualities of self-discipline, unselfish team play, desire to excel, mature judgment and respect for leadership. He must be a dedicated competitor who has made effective use of his athletic talent to enhance the great American game of college football. His standout performance on the playing field must be accompanied by an equally strong effort to contribute to the betterment of the life of all his fellow human beings. He must exhibit an awareness of the need to fulfill his role as a leader. He must espouse the ideals adhered to by Walter Camp, the "Father of American Football."
- Penn State has two Walter Camp winners: John Cappelletti (1973) and Larry Johnson (2002.)
- Penn State is tied for the national lead among all schools with its seven Maxwell Award winners.
- The Maxwell Award, named in honor of Robert W. "Tiny" Maxwell, has been given to America's College Player of the Year since 1937. Maxwell's contributions to the game of football were extensive, including time as a player, a sports writer and an official.

See Preseason Honors on Page 11

## WATCHING McSORLEY

- In addition to the Maxwell and Walter Camp Player of the Year watch lists, QB **Trace McSorley** is on three quarterback watch lists - the Davey O'Brien, Johnny Unitas Golden Arm and Manning Award lists - as well as one for community service, the Wuerffel Trophy.
- The Davey O'Brien National Quarterback Award is presented annually to the nation's best college quarterback and is the oldest and most prestigious national quarterback award. The award honors candidates who exemplify Davey O'Brien's enduring character while exhibiting teamwork, sportsmanship and leadership in both academics and athletics.
- Todd Blackledge (1982) and Kerry Collins (1994) are the Lions that have claimed the Davey O'Brien Award.
- The Golden Arm Award is presented at the end of each football season and the winner is selected based on his accomplishments both on and off the field. Candidates must be a college senior or fourth-year junior on schedule to graduate with their class.
- The Golden Arm Award is named in honor of Johnny Unitas, who was an 18-year veteran of the NFL and played his collegiate career at the University of Louisville before joining the Baltimore Colts in 1958. His career passing figures include 2,830 pass completions for 40,239 yards, 290 touchdowns and throwing a touchdown pass in 47 consecutive games.
- The Wuerffel Trophy, known as "College Football's Premier Award for Community Service," is presented annually by the All Sports Association in Fort Walton Beach Florida. Named after 1996 Heisman Trophy winning quarterback Danny Wuerffel from the University of Florida, the Wuerffel Trophy is awarded to the FBS player that best combines exemplary community service with athletic and academic achievement.
- McSorley turned in one of the top QB campaigns in program history last season, breaking the Penn State season record for passing yards (3,614), passing touchdowns (29) and total offense records (3,979).

See Preseason Honors on Page 11

## BIG PRESEASON HONORS

- RB **Saquon Barkley** and QB **Trace McSorley** are among the 10 players (five from the East Division) named to the Big Ten preseason honors list, as selected by the conference's media members.
- Barkley led the Big Ten and was fifth in the FBS in total touchdowns (22) and was tops in the conference and 21st nationally in all-purpose yards (140.86 ypg). The junior back was second in the conference and 24th nationally with 106.9 rushing yards per game.
- McSorley was also a second-team All-Big Ten choice by the conference's coaches and media, while also being named the Big Ten's Breakout Player of the Year by Athlon Sports and the Maxwell Football Club's Bryan Westbrook Tri-State Player of the Year. He earned the Grange-Griffin Most Valuable Player award as MVP of the Big Ten Championship game after throwing for a Big Ten Championship game-record 384 yards and four touchdowns.

## BIG TEN PRESEASON HONOREES

## EAST DIVISION

Tegray Scales, Sr., LB, IND  
J.T. Barrett, Sr., QB, OSU  
Tyquan Lewis, Sr., DE, OSU  
**Saquon Barkley, Jr., RB, PSU**  
**Trace McSorley, Sr., QB, PSU**

## WEST DIVISION

Josey Jewell, Sr., LB, IOWA  
Goodwin Igwebuike, Sr., S, NU  
Justin Jackson, Sr., RB, NU  
Jack Cichy, Sr., LB, WIS  
Troy Fumagalli, Sr., TE, WIS

See Preseason Honors on Page 11

## BARKLEY ON WALKER WATCH LIST

- RB **Saquon Barkley** is among the candidates selected to the Doak Walker Award watch list for the nation's top running back.
- Penn State's lone Doak Walker Award winner was Larry Johnson in 2002. Ki-Jana Carter and Curtis Enis were finalists for the award in 1994 and 1997, respectively.
- The Doak Walker Award, presented annually by the SMU Athletic Forum, was created in 1989 to recognize the nation's top running back for his accomplishments on the field, achievement in the classroom and citizenship in the community. It is the only major collegiate football award that requires all candidates to be on schedule to graduate within one year of other students of the same classification.

See Preseason Honors on Page 11

## GESICKI ON MACKKEY WATCH LIST

- Mike Gesicki** is on the preseason Mackey Award watch list for the second-straight season.
- The Mackey Award is given annually to the most outstanding collegiate tight end. The award is named after NFL Hall of Famer John Mackey, who is considered to be the best to have played the position.
- Gesicki had a breakout campaign in 2016, breaking the Penn State single-season record for receptions and yardage by a tight end. His 48 catches broke the record held by Andrew Quarless (41; 2009) and his 679 receiving yards best Mickey Shuler's previous mark of 600 receiving yards (1977). Gesicki also tied the Penn State season record for touchdown catches for a tight end (5) in 2016. He led the Big Ten and was tied for seventh nationally in receptions and receiving yards by a tight end. For his efforts, Gesicki was named second-team All-Big Ten by the media and All-Big Ten honorable mention by the coaches.

See Preseason Honors on Page 11

## COACHING STAFF NOTES

## FRANKLIN INKS EXTENSION

- Penn State Director of Athletics Sandy Barbour announced in August that head football coach **James Franklin** has signed a contract extension. The new agreement extends Franklin's current contract to six years, keeping the 2016 *Sporting News* and Woody Hayes National Coach of the Year as the leader of the Nittany Lions through at least the 2022 season.
- During the 2016 campaign, Franklin's third in Happy Valley, he led Penn State to its first outright Big Ten Championship since 1994 and its second Big Ten divisional title. Named Penn State's 16th head football coach on January 11, 2014, Franklin has directed the Nittany Lions to three consecutive winning seasons, including an 11-3 mark and Rose Bowl berth last year.
- From Langhorne, Pennsylvania, Franklin is entering his fourth year as the leader of the Nittany Lions and his seventh as a collegiate head coach. He is among 12 active FBS head coaches (7 at Autonomy 5 schools) to lead his team to a bowl game in each of his first six years as a head coach and has posted five consecutive winning seasons. Franklin, who directed Penn State to the No. 5 CFP and No. 7 final ranking in 2016, has mentored 44 players who've matriculated to the NFL during his initial six years as a head coach.
- Franklin has guided Penn State football student-athletes to tremendous achievement in academics and community service. Included in the accomplishments are a program-record 56 squad members earning a 3.0 grade-point average or higher during the 2015 fall semester (19 on Dean's List) and more than 6,100 hours of community service during his first three years in Happy Valley. A total of 61 Nittany Lions have earned Academic All-Big Ten recognition for posting at least a 3.0 GPA and being a letterwinner during the past three years.

## COACH OF THE YEAR CANDIDATE

- James Franklin** was one of 19 selections on the Dodd Trophy watch list for the nation's top coach.
- The Dodd Trophy, college football's most coveted coaching award, celebrates the head coach of a team who enjoys success on the gridiron, while also stressing the importance of scholarship, leadership and integrity - the three pillars of legendary coach Bobby Dodd's philosophy. The award, which was established in 1976, honors the coach of a team which enjoys a successful football season, while also stressing the importance of academic excellence and character, as did coach Bobby Dodd's teams during his 22 years as head football coach of the Georgia Tech Yellow Jackets.

## FAMILIAR FACES ON THE SIDELINES

- For the third time in four seasons, head coach **James Franklin** was able to keep his coaching staff intact.
- Seven out of his 10 coaches are members of his original Penn State staff, and half have been with him for seven or more consecutive years.

Coach	Yr.	Consec. Yr. w/ JF	Current Role
<b>Brent Pry</b>	4	8	Assoc. HC/DC/LBs
<b>Ricky Rahne</b>	4	8	Passing/TEs
<b>Sean Spencer</b>	4	8	Run Game/DL
<b>Dwight Galt</b>	4	8	Asst. AD/Perf. Enhancement
<b>Josh Gattis</b>	4	7	Asst. ST/ WRs
<b>Charles Huff</b>	4	4	ST/RBs
<b>Terry M. Smith</b>	4	4	Asst. HC/CBs
<b>Joe Moorhead</b>	2	2	OC/QBs
<b>Tim Banks</b>	2	2	Co-DC/S
<b>Matt Limegrover</b>	2	2	OL

## PENNSYLVANIA TIES

- The Penn State coaching staff is deeply rooted in Pennsylvania, with half of the 10-man coaching staff originally hailing from the Keystone state.

## Central PA

- Defensive Coordinator **Brent Pry** - Altoona

## Eastern PA

- Head Coach **James Franklin** - Langhorne

## Western PA

- Offensive Line **Matt Limegrover** - Pittsburgh
- Offensive Coordinator **Joe Moorhead** - Pittsburgh
- Cornerbacks **Terry M. Smith** - Aliquippa

## DAESEAN HAMILTON RECORD COUNTDOWN

## CAREER RECEIVING YARDS

967

Hamilton totaled 74 receiving yards against Akron to bring his career total to 2,059. He is pursuing Bobby Engram for the Penn State record in the category (3,026; 1991, 93-95).

## CAREER RECEPTIONS

15

Hamilton caught three passes in the season opener to bring his career total to 164. He is pursuing Deon Butler for the Penn State record in the category (179; 2005-08).



## COMMUNITY SERVICE

## LIFT FOR LIFE A SUCCESS

- The 15th Annual Penn State Uplifting Athletes "Lift for Life" in July was a tremendous success. The preliminary fundraising total for the 2017 event was more than \$95,000 to benefit Uplifting Athletes and its commitment to life skills development, patient focused programs and rare disease research. The 15-year total or "Lift for Life" is now nearly \$1.3 million.
- Donations to the Penn State chapter of Uplifting Athletes and Lift for Life will remain open until Sept. 30. As of Aug. 25, the current fundraising total is \$96,549.98. Fans can track the live total or donate by visiting the chapter's fundraising site at <https://pledgeit.org/team/psu-lift-for-life-2017> or by sending a donation to Will Flaherty, Director of Player Development and Community Relations at 201 Lasch Football Building, University Park, Pa 16802.
- With the contributions from this year, nearly \$1.3 million has been raised by Penn State Uplifting Athletes since the inaugural Lift for Life was held in 2003. The inaugural event raised just under \$13,000.
- The Penn State Lift for Life featured more than 100 members of the Nittany Lion football team and was held at Holuba Hall, with approximately 2,000 fans in attendance. The exhibition featured rotations of one-on-one battles in the tire flip, sled pull, bench press and farmer's hold, followed by tug of war competitions.
- The 2017 Penn State Lift for Life included a kids clinic for the fourth year in a row, which was run by the Nittany Lion true freshmen football student-athletes. The event concluded with a team autograph session.
- Founded by Penn State Football teammates Scott Shirley, Dave Costlow and Damone Jones in 2003, Lift for Life has benefited cancer research and the rare disease community.
- The Penn State Uplifting Athletes Chapter also announced linebacker **Jason Cabinda** and quarterback **Trace McSorley** will serve as co-presidents. The 2017 Uplifting Athletes officers are: offensive lineman **Andrew Nelson**, vice president; offensive lineman **Ryan Bates**, secretary; former offensive lineman Tom Devenney, treasurer.
- About Uplifting Athletes: A nonprofit organization founded in 2007, Uplifting Athletes inspires the rare disease community with hope through the power of sport. A rare disease is one that affects fewer than 200,000 Americans and typically lacks financial incentive to make and market new treatments. With a network of university chapters run by current college football student-athletes, Uplifting Athletes has established 22 chapters with Division I football programs across the country. Overall since its inception Uplifting Athletes has had an economic impact of more than \$400 million on the rare disease community. For more information about Uplifting Athletes, visit [www.upliftingathletes.org](http://www.upliftingathletes.org).

## LIONS BRING SMILES TO HERSHEY

- For coach **James Franklin**, part of the developmental process means at Penn State involves taking time to make a positive impact. True to Franklin's first core value - a single positive attitude duplicated by more than 100 came out in full force for an afternoon in July.
- For the fourth consecutive year, Franklin and his 105-member team boarded three buses for a trip to Hershey to visit the Penn State Children's Hospital. From dancing to coloring, games and in-room visits, the Nittany Lions brought smiles to even the weariest of faces, even if just for a moment.
- "It's a really good experience we love doing this every year," sophomore running back **Andre Robinson** said. "This is one of the cooler things that we do, getting to give back to these kids. It makes their day just for us to come and hang out for an hour or two. We're really privileged to have that opportunity to make that impact on their lives."
- For the staff and team, seeing pure delight stretch across the faces of so many is a yearly highlight. "There are people who have had much more challenging upbringings than me, but there were people who really made a difference for me and for my family, who went above and beyond and didn't have to, and I realized what's it has done for me," Franklin said.

## OFFENSE NOTES

## BARKLEY TABBED ALL-AMERICAN

- **Saquon Barkley** was named to the Sporting News All-America second team and the Associated Press, Athlon and Phil Steele All-America third teams in 2016.
- He is the first Penn State running back to garner All-America accolades since Larry Johnson captured first team laurels in 2002.
- He is also the first offensive player to take home All-America honors since Allen Robinson (first team) and John Urschel (third team) in 2013.

## BARKLEY CLAIMS B1G AWARDS

- Saquon Barkley was the 2016 Graham-George Big Ten Offensive Player of the Year and the 2016 Ameche-Dayne Big Ten Running Back of the Year.
- Barkley is the fourth Lion to win Big Ten Offensive Player of the Year honors, joining Kerry Collins (1994), Curtis Enis (1997) and Michael Robinson (2005).
- Barkley is the first Penn State player to win Running Back of the Year (award established in 2011) and the first sophomore to win it in Big Ten history.
- Barkley is the eighth sophomore to win Offensive Player of the Year in Big Ten history, most recently by Ohio State's Braxton Miller in 2012.
- He is one of 17 running backs to win Offensive Player of the Year in Big Ten history.
- Barkley is the third-straight running back to win Offensive Player of the Year (Melvin Gordon, WIS; Ezekiel Elliott, OSU).

## McSORLEY = McRECORDS

- In addition to setting Penn State records for passing yards in a season, passing touchdowns in a season and total offense in a season, Trace McSorley ranks sixth on Penn State's single-season pass completions list (224) and fifth in season pass attempts (387).
- McSorley had one of the most productive games by a Nittany Lion ever against Minnesota. He accounted for 408 yards of total offense -- 335 passing and 74 rushing -- to mark the third-highest total in school history. It was the most yards of total offense since Christian Hackenberg posted a school-record 454 yards against UCF in the 2014 Croke Park Classic vs. UCF. McSorley also had his longest career completion, an 80-yard touchdown to Irvin Charles.
- McSorley set Big Ten Championship Game records for passing yards (384) and passing touchdowns (4).
- He became the first Penn State quarterback with three consecutive games with both a rushing touchdown and passing touchdown since Matt McGloin in 2012 (vs. Temple, at Illinois, vs. Northwestern).
- McSorley had four passing touchdowns in each of the final three games of the season. He joins Todd Blackledge (1982 - vs. Temple, Maryland, Rutgers) as the only Penn State quarterback to have at least four passing scores in three-straight games.

**See Records Watch on Pages 26-28**

## DEFENSE NOTES

## BUCHHOLZ SHINES IN OPENER

- DE **Ryan Buchholz** proved that the "Wild Dogs" can continue to reload, as the second-year player was among the leaders defensively against Akron.
- Buchholz forced the first fumble of his career in the first quarter and had a career-best four tackles, besting his previous high of three last year against Ohio State.
- Buchholz also notched 1.5 tackles-for-loss, which is a career high.

## SEASON OPEN, RED ZONE STILL CLOSED

- Not only did Penn State not allow Akron into the end zone, but the Zips were unable to reach the red zone.
- The shutout by Penn State of Akron marked the first shutout by the Nittany Lions in a season opener since a 59-0 win against FIU in 2007.
- The shutout was the first at home for Penn State since a 39-0 shutout of Illinois in 2015.
- This is the third straight year that Penn State has shut out an opponent (39-0 vs. Illinois in 2015; 39-0 at Rutgers in 2016; 52-0 vs. Akron in 2017). It is the longest such streak since a three-year stretch from 1989-91 (17-0 at Rutgers in 1989; 28-0 vs. Rutgers and 9-0 at Alabama in 1990; and 81-0 vs. Cincinnati in 1991).

## STOPS BEHIND THE LINE

- Penn State had 14 tackles for loss against Temple, the most by Penn State since recording 15 at Temple in 2015.
- The total ranked second only to TCU (15.0), which played FCS-level Jackson State in the opening week.
- DT **Tyrell Chavis** had a career-best three tackles for loss to lead the Lions.

## OPENING WEEK DEFENSIVE STANDOUTS

- CB **Amani Oruwariye** grabbed the second interception of his career in the first quarter. His first career interception came in last year's season opener against Kent State.
- DT **Tyrell Chavis** notched a sack in the first quarter, which was the first of his career, a career-high five tackles and a career-high three tackles for loss.
- LB **Jarvis Miller** had the first sack of his career in the fourth quarter to go along with a career-best five tackles.
- DT **Robert Windsor** tied a career high with four tackles. He previously had four at Pittsburgh last year.
- LB **Jan Johnson** tied a career high with two tackles. Johnson had two last season at Michigan.
- RB **Josh McPheerson** had a career-best two tackles on special teams.
- DE **Shaka Toney** had the first two tackles of his career.
- DE **Yetur Gross-Matos** also notched the first two tackles of his career.
- The following players had their first career tackle: **Zech McPherson, John Petrishen, Shane Simmons, Lamont Wade, Ellison Jordan, Ryan Monk, Tyler Davis, Immanuel Iyke.**



## DEFENSIVE DUO ON TRIO OF WATCH LISTS

- S **Marcus Allen** and LB **Jason Cabinda** are listed on the Bednarik Award, Nagurski Trophy, and Lott IMPACT Award watch lists.
- The Bednarik Award has been presented to the College Defensive Player of the Year since 1995. Chuck Bednarik, former standout at Penn and with the Philadelphia Eagles, is a member of both the College Football Hall of Fame's Class of '69 and the NFL Hall of Fame's Class of '67.
- The Nittany Lions' four Bednarik Award recipients are the most of any school in the nation.
- The Bronko Nagurski Trophy is given yearly to the National Defensive Player of the Year. The award is named for legendary two-way player from the University of Minnesota, Bronko Nagurski, who dominated college football then became a star for the Chicago Bears in the 1930s.
- Penn State has never won a Nagurski Trophy, but has had five finalists, most recently Carl Nassib in 2015.
- The Lott IMPACT Trophy honors the top defensive player in college football who makes the biggest impact for his team, both on and off the field. The award is given to a distinguished young man who represents the qualities embodied by Hall of Famer Ronnie Lott – Integrity, Maturity, Performance, Academics, Community and Tenacity.
- Penn State's Carl Nassib won the award in 2015.  
**See Preseason Honors on Page 10**

## CABINDA ON BUTKUS WATCH LIST

- In addition to the Bednarik, Nagurski, and Lott lists, LB **Jason Cabinda** was also named to the Butkus Award watch list.
- The award, named in honor of legendary linebacker Dick Butkus, annually recognizes the nation's top collegiate linebacker.
- Cabinda will be vying to become the first Nittany Lion to earn the honor since Paul Posluszny in 2005. LaVar Arrington also won the award in 1999, and five have previously been named finalists: Shane Conlan (1986), Andre Collins (1989), Brandon Short (1999), Posluszny (2006) and Dan Connor (2007).
- Cabinda, a 2017 team captain, Cabinda garnered third-team All-Big Ten accolades from the conference coaches, despite missing five games due to injury in 2016. He posted eight tackles or more in all nine games he played in last season and has logged eight or more tackles in 11 of his last 13 games, dating back to 2015. Cabinda finished third on the squad with 81 tackles in 2016, after posting 100 stops in his sophomore season. He had 13 tackles in the upset win over No. 2 Ohio State, including the game-clinching takedown of Buckeye quarterback J.T. Barrett on 4th-and-23 on OSU's final drive. For his career, Cabinda has 198 tackles, eight pass breakups, 3.5 sacks and 10.0 tackles for loss.  
**See Preseason Honors on Page 10**

## SACK MASTERS

- With 46 sacks in 2015 and 40 sacks last season, Penn State posted back-to-back 40-sack seasons for the first time since it posted three-consecutive 40-sack seasons in 2005 (41), 2006 (40) and 2007 (46).
- In 2015, led by a record 15.5 sacks by Carl Nassib, Penn State posted 46 sacks.
- Despite only returning 41.3 percent of the sack production from the previous year, the Nittany Lions got to the quarterback 40 times last season.
- **Kevin Givens** is Penn State's returning sack leader, with 4.5 quarterback drops last season. Penn State returns 52.5 percent of its sack production.

## ALLEN ON THORPE AWARD WATCH LIST

- In addition to the Bednarik, Nagurski, and Lott lists, S **Marcus Allen** earned a spot on the Paycom Jim Thorpe Award watch list.
- The Paycom Jim Thorpe Award is awarded to the best defensive back in college football based on performance on the field, athletic ability and character. The award was established in 1986 and is named after history's greatest all-around athlete, Jim Thorpe. Thorpe excelled not only as a running back, passer, and kicker on the offensive side of the ball; but also stood out as a defensive back. In addition to his legendary performance on the football field, Thorpe played professional baseball and won Olympic gold medals in the decathlon and pentathlon.
- Allen was selected third-team All-Big Ten by the conference's coaches and honorable mention by the media panel last season. He made a team- and career-high 110 tackles on the season to become the first Penn State safety to lead the team in tackles since Shawn Mayer (144) in 2002. He was honored as the Big Ten Co-Defensive Player of the Week and Rose Bowl Player of the Week for his 22-tackle effort versus Minnesota Oct. 1. He also claimed Oct. 24 Co-Big Ten Special Teams Player of the Week accolades after blocking a field goal attempt versus No. 2 Ohio State, which led to the game-winning touchdown by teammate **Grant Haley**. Allen finished the season ranked 16th in the Big Ten with 7.9 tackles per game and was third in the conference with two fumble recoveries. For his career, Allen has 249 tackles, 13.0 tackles for loss, three forced fumbles, three fumble recoveries and eight pass breakups.  
**See Preseason Honors on Page 10**

## BIG DEFENSIVE PERFORMANCES

- Penn State did not allow a touchdown in its last two regular-season B1G games (Michigan State and Rutgers). The Lions yielded four field goals in the first half against Michigan State and shutout Rutgers.
- It was the first time since 2009 that PSU had held teams without a TD in back-to-back games. It held Eastern Illinois to three points (Oct. 10, 52-3) before shutting out Minnesota (Oct. 17, 20-0) on Homecoming.
- Moreover, the last time Penn State held back-to-back Big Ten opponents without a touchdown was in 2006: Illinois (Oct. 21, 26-12) and at Purdue (Oct. 28, 12-0).
- Penn State shutout Rutgers 39-0 for its first shutout since a 39-0 home victory over Illinois in 2015. The last time Penn State shutout an opponent in back-to-back seasons was 2009 and 2010.
- The 39-point shutout win was Penn State's largest road shutout victory since joining the Big Ten in 1993 and the largest road shutout since 1973 (Navy, 39-0).
- It was Penn State's seventh Big Ten shutout (against 6 different teams) and the first time doing so in consecutive seasons:

### Big Ten Shutouts

1993, 31-0 at Iowa  
1998, 27-0 vs. Illinois  
2002, 49-0 vs. Northwestern  
2006, 12-0 at Purdue  
2009, 20-0 vs. Minnesota  
2015, 39-0 vs. Illinois  
2016, 39-0 at Rutgers

- The Nittany Lions allowed just 87 yards of offense to the Scarlet Knights, the fewest given up in a Big Ten game by a Penn State team and the fewest in a game overall since giving up 74 yards versus Temple in 2006.
- Penn State gave up just five first downs to Rutgers, the fewest surrendered in a B1G game in program history. The five first downs allowed were the fewest in any game since giving up two versus Temple in 2006.

## GENERATIONS OF GREATNESS



The Penn State football team will turn back the clock for a special "Generations of Greatness" game against Indiana Sept. 30 in Beaver Stadium. Elements of the game against the Hoosiers will take fans back in time, while the Nittany Lions will don uniforms with designs elements from uniforms past.

### Game Day Elements

- Videoboard – The Beaver Stadium scoreboards in the North and South end zone will be a flipboard display from the 1950s.
- Music – The in-game music will be a variety of hits from the 1950s to today.
- Cheer and Dance Teams – The Penn State cheerleaders and Lionettes will wear historic outfits.
- Honorary Captains – The coin toss is slated to have honorary captains to represent the 1950s to today.
- Blue Band – The Blue Band will perform music throughout the game from 1950s to today.
- Uniform Elements
- Numbers on Helmets – The Nittany Lions had the number on the side of their helmet from 1959-61 and then again from 1967-74. A No. 42 also appeared on the side of every Penn State helmet in the season finale against Wisconsin in 2012 to honor injured senior Michael Mauti.
- Block Uniform Numbers – The block uniform numbers are similar to those uniform numbers that donned the Blue & White from mid-1950s-66.
- White Stripe on Sleeve – Penn State's uniform had a white stripe on the sleeve several times, including 1957-66, 1982-89 and 1992-2011.
- Stripe on the Pants – The Nittany Lions had a blue stripe on their pants from 1952-68.
- Striped Socks – The striped sock pays tribute to those worn on game days from 1970-72.
- Gray Facemask – The gray facemask was donned by the Nittany Lions from 1959-86.
- White Cleats – The white cleats were worn by the Nittany Lions in the 1979 Sugar Bowl.
- Gloves – The gloves for the Indiana game will feature the Lion Shrine on the palm of the hands.
- Lion Shrine – The image of Lion Shrine appears on the "home plate" of the front of the jersey. It is an original element of the "Generations of Greatness" uniform to pay homage to the Lion Shrine that was a gift from the Class of 1940.
- Back Inside Collar – The back inside collar of the jersey reads "Penn State 1959" in recognition of the first Liberty Bowl game, played in Philadelphia. Penn State defeated Alabama, 7-0.



**COACHING STAFF POTW**

The Penn State coaching staff chooses players of the week in all three phases. Here are there selections for the season:

**SEPT. 2 - AKRON**

- Offense: Offensive Line
- Defense: Ryan Buchholz, DE
- Special Teams: DeAndre Thompkins, KR

**SPECIAL TEAMS NOTES**

**PUNT AT YOUR OWN PERIL**

- **DeAndre Thompkins'** 61-yard punt return for a touchdown against Akron was the first by Penn State since Derrick Williams had a 63-yard return in 2008 at Wisconsin. It was also the first by the Nittany Lions in Beaver Stadium since Williams returned a punt 78 yards for a score against Notre Dame in 2007.
- Thompkins averaged 31.8 yards on four returns, which is a school record. The previous record was 31.7 yards per return by Derrick Williams vs. Temple in 2006.

**HIGH AND LOW FOR DAVIS**

- K **Tyler Davis** booted a career-long 47-yard field goal in the third quarter against Akron. His previous best was a 42-yard kick against Illinois in 2015.
- The career-best kick followed a rare miss. In the wet conditions, Davis pulled a 38-yard attempt left. His previous two career misses were both blocks.

**SPECIAL TEAMS DUO NAMED TO LISTS**

- PK **Tyler Davis** and **Blake Gillikin** joined the pack of Nittany Lions on preseason watch lists with berths on the Lou Groza Award and Ray Guy Award charts, respectively.
- The Lou Groza Award is awarded to the nation's top kicker, while the Ray Guy Award is given annually to the nation's top punter.
- The Augusta Sports Council created the Ray Guy Award in 2000 to honor Thomson, Georgia, native and College and Pro Football Hall of Fame inductee, Ray Guy. Among the statistics used to identify the winner is net punting average, number of times punt is downed or kicked out of bounds inside the opponents 20-yard line, total yardage punted, average returned yardage and percentage of punts not returned with particular emphasis placed on net punting average. The winner must display team leadership, self-discipline and have a positive impact on the team's success.
- Davis earned the 2016 Vlade Award for the nation's most accurate kicker from the Touchdown Club of Columbus to go along with first-team All-Big Ten accolades from the conference coaches and second team accolades from the media. He was a semifinalist for the Groza award last season.

**DAVIS WINS VLADE AWARD**

- **Tyler Davis** was recognized as the NCAA's most accurate kicker, as he was named the winner of the 2016 Vlade Award presented by The Touchdown Club of Columbus.
- The award is named for former Ohio State kicker Vlade Janakievski, who was one of the most accurate placekickers in Ohio State football history.
- In 2016, Davis was perfect on 62 PAT attempts and accurate on 91.7 percent (22-of-24) of field goal tries, with both of his failed conversions coming on blocks.

**SEASON NOTES**

**PENN STATE IN 25TH BIG TEN SEASON**

- After 106 years as an independent in football, Penn State began play in the Big Ten Conference in 1993 and will play its 25th season in the conference.
- The Nittany Lions were Big Ten Champions in 1994 and 2016 and shared the title in 2005 and 2008, beating Oregon to win the 1995 Rose Bowl and playing USC in the 2009 and 2017 Rose Bowls.

**EIGHT BOWL TEAMS HIGHLIGHT SCHEDULE**

- Penn State faces eight teams in 2017 that participated in a bowl game during the 2016 campaign.
- Northwestern topped Pitt in the PinStripe Bowl, 31-24.
- Ohio State earned the No. 3 seed in the College Football Playoff and lost to Clemson, 31-0, in the Fiesta Bowl.
- Iowa fell to Florida, 30-3, in the Outback Bowl; Indiana fell to Utah, 26-24, in the Foster Farms Bowl; Michigan lost to Florida State, 33-32, in the Orange Bowl; Nebraska suffered a 38-24 loss to Tennessee in the Music City Bowl and Maryland suffered a 36-30 loss to Boston College in the Quick Lane Bowl.

**BIG TEN CHAMPIONS**

- Penn State defeated Wisconsin, 38-31, in the 2016 Big Ten Championship game in Lucas Oil Stadium to win its first Big Ten Championship since 2008 and fourth overall (1994, 2005).
- It was Penn State's first appearance in the Big Ten Championship game since the game's inception in 2011.
- Finishing at 8-1 in Big Ten play during the regular season, Penn State clinched a share of the Big Ten East Division title with Ohio State. It is the first divisional title for the Nittany Lions since sharing the Leaders Division crown with Wisconsin in 2011.

**WINNING B1G**

- Penn State posted eight Big Ten wins in 2016 for just the second time in program history with the other being the 8-0 conference mark in 1994.
- The Nittany Lions finished Big Ten play at 8-1 for the first time ever, as Penn State had never played nine Big Ten games in a season before.
- Penn State's 8-1 Big Ten record represents its third one-loss Big Ten season (2005 & 2008, 7-1) and second eight-win season (1994, 8-0).
- Including the Big Ten Championship game, the Nittany Lions have won nine consecutive Big Ten games.
- Penn State's longest winning streak in Big Ten games is 12, running from the final four conference games in 1993 through the entirety of the 1994 season.

**ON TV**

- Penn State has had 281 of its last 283 games televised, including 174 consecutive games.
- Over the last 13 seasons, every Penn State game has aired on either ABC, FOX, BTN, NBC or an ESPN channel.

**NITTANY LION POSITION CHANGES**

- Among the Penn State players who played new positions heading into the fall are: **Will Blair** (S to LB) **Josh McPhearson** (WR to RB), **Jarvis Miller** (S to LB) and **Jonathan Thomas** (LB to RB).

**FUTURE SCHEDULES**

**2018 Schedule**

Sept. 1	.....	APPALACHIAN STATE
Sept. 8	.....	at Pittsburgh
Sept. 15	.....	KENT STATE
Sept. 22	.....	at Illinois *
Sept. 29	.....	OHIO STATE *
Oct. 13	.....	MICHIGAN STATE *
Oct. 20	.....	at Indiana *
Oct. 27	.....	IOWA *
Nov. 3	.....	at Michigan *
Nov. 10	.....	WISCONSIN *
Nov. 17	.....	at Rutgers *
Nov. 24	.....	MARYLAND *

**2019 Schedule**

Aug. 31	.....	IDAHO
Sept. 7	.....	BUFFALO
Sept. 14	.....	PITTSBURGH
Sept. 28	.....	at Maryland*
Oct. 5	.....	PURDUE*
Oct. 12	.....	at Iowa*
Oct. 19	.....	MICHIGAN*
Oct. 26	.....	at Michigan State*
Nov. 9	.....	at Minnesota*
Nov. 16	.....	INDIANA*
Nov. 23	.....	at Ohio State*
Nov. 30	.....	RUTGERS*

**Future Non-Conference Games**

2020	.....	at Virginia Tech
Sept. 11, 2021	.....	BALL STATE
Sept. 18, 2021	.....	AUBURN
Sept. 17, 2022	.....	at Auburn
2023	.....	WEST VIRGINIA
2024	.....	at West Virginia
2025	.....	VIRGINIA TECH

- Davis tied the Penn State single-season record with 62 converted extra points attempts, equaling Brett Conway's mark from 1994 and tied for No. 2 on Penn State's single-season field goals made charts (22), trailing only Sam Ficken's 24 makes from 2014. Davis finished No. 5 on the PSU single-season scoring charts (128 points) and also tied the Big Ten single-season kick scoring record with 128 points, equaling the mark set by Ohio State's Sean Nuernberger in 2014. For his career, Davis ranks No. 12 on Penn State's career field goals made charts with 30. He also broke the school record for consecutive field goals made with 18, topping Sam Ficken's mark of 15 straight makes between the 2012 and 2013 seasons. The 18-straight made field goals were tied for the longest streak in the Big Ten since Brad Craddock (UMD) converted 24-straight in from 2013-14 and are tied for fourth in Big Ten history. Davis led the Big Ten and was eighth nationally with a .917 field goal percentage and was second in the conference and 11th nationally in total points (128). Davis had the third-most extra point makes among kickers with a perfect percentage in FBS in 2016.
- Gillikin was selected to ESPN.com's True Freshman All-America team and was an All-Big Ten honorable mention selection by the conference's coaches and media after a stellar rookie campaign. He broke the Penn State freshman season punting average record with 42.8 yards per punt, surpassing the record set by Jeremy Kapinos in 2003 (41.9). His effort also ranks No. 7 on Penn State's single-season chart. Gillikin finished the season 30th in FBS and third in the Big Ten in punting average. In addition, Gillikin set the Penn State freshman record for punting average in a game with five kicks for an average of 50.8 yards in the Rose Bowl against USC. He was also stellar in the classroom, posting perfect 4.0 grade point averages in both semesters and claimed the President's Freshman Award, which recognizes Penn State students for academic excellence.

See Preseason Honors on Page 11





**PENN STATE NUMBER CHANGES**

- Three Nittany Lions are wearing new numbers in 2017, including **Cam Brown** (6), **Steven Gonzalez** (74) and **Shaka Toney** (18).

**FRANKLIN CLAIMS COACH OF THE YEAR HONORS**

- Penn State head coach James Franklin was named the *Sporting News* National Coach of the Year, as well as the Woody Hayes National Coach of the Year.
- He is the second Penn State head coach to win the *Sporting News* honor, joining Joe Paterno, who claimed the award in 2005.
- Franklin joins Paterno as Penn State coaches to win the Woody Hayes Award. Paterno was a four-time recipient in 1978, 1982, 1986 and 2005.
- Franklin was also selected as the College Sports Madness National Coach of the Year. Additionally, he was a finalist for the 2016 Eddie Robinson Coach of the Year award as presented by the Football Writers Association of America and the Paul "Bear" Bryant Coach of the Year Award.
- Franklin earned his first conference Coach of the Year accolade, winning Big Ten Coach of the Year from the Associated Press and the conference's media.
- Franklin's Dave McLain Big Ten Coach of the Year marks the fifth time a Penn State head coach has won the honor, joining Paterno (1994, 2005, 2008) and Bill O'Brien (2012).

**RUTGERS IS HOMECOMING FOE**

- When the alumni return to Happy Valley for the 2017 Homecoming game, the Penn State faithful will cheer their Nittany Lions against Rutgers.
- The Scarlet Knights will provide the opponent for the 2017 Homecoming contest on Nov. 11 at noon.
- This is the third time that Penn State will meet Rutgers in a Homecoming game. The Nittany Lions defeated the Scarlet Knights in 1987 (35-21) and 1991 (37-17) in Homecoming contests.
- Penn State owns a 70-22-5 record all-time on Homecoming, including wins in 10 of its last 12 games.

**PENN STATE SEASON OPENERS**

- The 2017 season marks the 131st in Penn State history, with the Nittany Lions owning a record of 108-21-2 in opening games.
- The 2017 opener was the second of four consecutive season openers at home: Kent State (2016, W, 33-13), Akron (2017), Appalachian State (2018) and Idaho (2019).
- The Lions have won 14 of their last 16 season openers.
- Penn State's longest streaks of winning their season openers are: 12 (1919-30), 11 (1893-1903), 10 (1973-82; 2002-11), 9 (1909-17), 7 (1942-48).
- Penn State has only lost consecutive season openers twice in school history; 1964-65, 1989-90, 2000-01.
- The Nittany Lions went unbeaten from 1909-30, winning 20-of-21 season openers. They tied Wissahickon Barracks, 6-6, in 1918 and the streak was stopped by Waynesburg, a 7-0 setback, in 1931.

**HOME OPENER HISTORY**

- Penn State's all-time record in home openers is 117-13-1 and 49-9 in Beaver Stadium.
- Penn State has won 15 out of its last 16 home openers and its last four consecutively, defeating Akron this season (52-0), Kent State last season (33-13), Buffalo in 2015 (27-14), Akron in 2014 (21-3) and Eastern Michigan in 2013 (45-7).
- This was the sixth consecutive home opener against a MAC opponent.

**PENN STATE VS. BIG TEN**

- Penn State owns a 200-99-3 mark against Big Ten Conference teams since the Nittany Lions first opposed Ohio State in 1912.
- The Nittany Lions began play as a member of the Big Ten Conference in 1993 and have a 121-72 mark.
- Prior to joining the conference, Penn State played 107 games vs. the current Big Ten alignment and was 79-25-3 in those games.

Opponent	Record	1st Meeting	Last Meeting
Illinois	18-5	1954	2015
Indiana	19-1	1993	2016
Iowa	14-12	1930	2016
Maryland	37-2-1	1917	2016
Michigan	7-13	1993	2016
Michigan State	15-15-1	1914	2016
Minnesota	9-5	1993	2016
Nebraska	7-9	1920	2013
Northwestern	13-6	1993	2015
Ohio State	14-18	1912	2016
Purdue	14-3-1	1951	2016
Rutgers	25-2	1918	2016
Wisconsin	9-9	1953	2016

**SEATS FOR SERVICEMEMBERS**

- Active duty, guard and reserve military, veterans, and fallen and Gold Star families able to apply online for complimentary-donated tickets to the Penn State-Rutgers game on Saturday, Nov. 11 as part of the Seats for Servicemembers program at Penn State's Military Appreciation Week.
- In its sixth year, the program honors the commitment and sacrifices of veterans, families and loved ones by providing tickets at no cost to active and retired Servicemembers, as well as a complimentary pregame tailgate at the Bryce Jordan Center. Penn State supporters, alumni, and business donations have graciously made this possible.
- Thanks to the generosity of Penn State supporters, tickets are now available for military members and veterans, their families and loved ones to request on a first-come, first-served basis to the Nov. 11 game.
- All active duty, Guard and Reserve military, veterans, and Fallen and Gold Star families are eligible to redeem one complimentary ticket for themselves and up to three additional complimentary seats for immediate family members. Additionally, all qualifying individuals are eligible to request up to five additional tickets for a discounted rate of just \$35 per person. There will be 7,500 tickets available to be distributed -- all sign-ups are simply requests until confirmed via email by Penn State Athletics.
- There will be a number of events occurring throughout the week, as part of Penn State's Military Appreciation Week, kicked off by the home football game against Rutgers. On Sunday, November 12, Penn State men's basketball and Lady Lion basketball will be honoring Servicemembers throughout their doubleheader. The Lady Lions take on Drexel, while men's basketball is slated to play Farleigh Dickinson. Military can request a \$10 ticket per person, which includes admission into both games! Game times are TBD.
- Supporters can still purchase Seats for Servicemembers tickets that will be distributed to military by visiting [GoPSUsports.com/militaryappreciation](http://GoPSUsports.com/militaryappreciation) or by calling 1-800-NITTANY, Monday -- Friday between 8 a.m. and 5 p.m. Tickets for the Seats for Servicemembers program are only \$35 per Servicemember.
- Penn State hosted 10,000 military members for the game against Iowa last season.
- Active duty, guard and reserve military, veterans, and fallen and Gold Star families who already have game tickets for the November 11 game against Rutgers, they are encouraged to attend the pre-game tailgate at the Bryce Jordan Center. The event will require a ticket for admission, please call 1-800-NITTANY to request a ticket.

**BREAKING RECORDS**

The Nittany Lions had a record-breaking 2016. All totaled, 33 school records were eclipsed or tied during the Big Ten Championship season.

**TEAM**

- Passing yards - 3,650 yards (3,278 in 2012)
- Total offense - 6,056 yards (5,863 in 2008)
- Points scored - 526 points (tied record set in 1994)
- Passing touchdowns - 29 touchdowns (25 in 2009)
- First downs via penalty - 29 (28 in 2014)

**TRACE McSORLEY**

- Season passing yards - 3,614 (3,266; Matt McGloin, 2012)
- Season passing touchdowns - 29 (24; Daryll Clark, 2009 & McGloin, 2012)
- Season total offense - 3,979 (3,215; McGloin, 2012)
- Season touchdowns responsible for - 36 (31; Clark, 2009)
- Consecutive games with a TD pass in a season - 14 (12; McGloin, 2012)
- Consecutive games with a TD pass over multiple seasons - 16 (14; Kerry Collins, 1993-94)
- 300-yard passing games in a season - 5 (4; McGloin, 2012 & Christian Hackenberg, 2013 & 2014)
- 200-yard passing games in a season - 11 (tied record set by McGloin in 2012)

**SAQUON BARKLEY**

- Sophomore season rushing yards - 1,496 (1,236; Evan Royster, 2008)
- Receiving yards by a RB in a season - 402 (349; Larry Johnson, 2002)
- All-purpose yards in a game by a sophomore - 306 vs. USC (265; Charlie Pittman vs. West Virginia, 1967)
- Sophomore season all-purpose yards - 1,972 (1,363; Curt Warner, 1980)
- Rushing touchdowns by a sophomore - 18 (13; Bull McCleary, 1907; Harry Robb, 1917 & Curtis Enis, 1996)
- Points in a season by a sophomore - 132 (96; Kevin Kelly, 2006)

**TYLER DAVIS**

- Field goal accuracy in a season - 91.7 (22-24) (83.3 (10-12); Brett Conway, 1994 & Joe Julius, 2015).
- Consecutive field goals made - 18 (15; Sam Ficken, 2012-13)
- Extra point accuracy in a season - 100.0 (62-62) (tied with eight others)
- Extra point accuracy in a career - 100.0 (80-80) (tied with Herb Menhardt, 54-54 from 1978-80 & Collin Wagner, 83-83 from 2007-10)
- Kicking points in a season - 128 (120; Kevin Kelly, 2008)
- Big Ten record kicking points in a season - 128 (tied record by Ohio State's Sean Nuemberger, 2014)

**MIKE GESICKI**

- Receiving yards in a season by a TE - 679 (600; Mickey Shuler, 1977)
- Receptions in a season by a TE - 48 (41; Andrew Quarless, 2009)
- Touchdown receptions in a season by a TE - 5 (tied record set by Bob Parsons, 1971; Dan Natale, 1972 & Jesse James, 2012)

**BLAKE GILLIKIN**

- Freshman season punting yardage average - 42.8 (41.9; Jeremy Kapinos, 2003)
- Freshman game punting yardage average - 50.8 vs. USC (48.8; Chris Gulla vs. Akron, 2014)



## NITTANY GREATS

## DUO ON BALLOT FOR 2018 COLLEGE FOOTBALL HALL OF FAME CLASS

- First-team All-Americans Kerry Collins and Steve Wisniewski have been selected for the national ballot for the National Football Foundation's College Hall of Fame's Class of 2018. A total of 75 players and six coaches from FBS are on the 2018 ballot.
- They have an opportunity to join 18 former Nittany Lion players and five Penn State coaches who have been inducted into the Hall.
- Also on the ballot is former Nittany Lion student-athlete Glenn Killinger, who is among the candidates for the divisional coach Class of 2018. Killinger was inducted into the Hall of Fame as a player in 1966.
- To be eligible for the Hall of Fame ballot, players must have been named a first-team All-America by a major/national selector as recognized and utilized by the NCAA for their consensus All-America teams; played their last year of intercollegiate football at least 10 years prior to nomination; played within the last 50 years and cannot be currently playing professional football. Once nominated for consideration, all player candidates are submitted to one of eight District Screening Committees, which conducts a vote to determine who will appear on the ballot and represent their respective districts.
- Linebacker Shane Conlan was the most recent Penn State player inductee, entering the Hall in 2014, while running back Curt Warner was enshrined in the Hall of Fame in 2010.
- The announcement of the 2018 class will be made Monday, Jan. 8, 2018, in Atlanta. The city is serving as the host for the CFP National Championship, which will be played later that day at Mercedes-Benz Stadium.
- The Jan. 8 announcement will be televised live, and specific viewing information will be available as the date draws near.
- Collins helped Penn State earn a 40-9 record from 1991-94 and was instrumental in the Nittany Lions earning a 22-2 overall mark (14-2 conference) during their first two years in the Big Ten Conference. The recipient of the 1994 Maxwell Award as the National Player of the Year, he helped Penn State win three New Year's Day bowl games: the 1992 Fiesta, 1994 Citrus and 1995 Rose Bowls.
- Wisniewski was a three-year starter at guard for the Nittany Lions who would go on to become an All-Pro lineman in the NFL. He was one of two sophomores to start on the 1986 National Championship team and he opened holes for two first-team All-America running backs, Blair Thomas (1987) and D.J. Dozier (1986). One of just four Penn State offensive linemen to earn a pair of first-team All-America honors, he was recognized in 1988 by the American Football Coaches (AFCA) and repeated All-America accolades from Sporting News. A 1988 team captain, Wisniewski is one of just two offensive linemen to earn Penn State's team MVP honor since its creation in 1978.
- From Harrisburg, Killinger was a Walter Camp All-American at quarterback for the Nittany Lions in 1921. He coached at Dickinson (1922), Rensselaer (1927-32), Moravian (1933) and West Chester (1934-41, 45-59). Killinger is the winningest coach in West Chester history and is a member of the Pennsylvania Sports Hall of Fame. He died in 1988.

## COMEBACKS

- Penn State had arguably one of its most exciting seasons, posting a program-high four double-digit comebacks in 2016.
- The comeback trend started vs. Minnesota. Penn State trailed by 10 at halftime (13-3) but rallied to win 29-26 in overtime.
- Against Ohio State, Penn State trailed by 14 points entering the fourth quarter, but scored 17 unanswered to win.
- The Ohio State win marked the first time that PSU won when trailing going into the fourth quarter by 14 points since at least 1967. The Nittany Lions trailed Michigan State by 13 points (37-24) in 1993 entering the fourth quarter. Penn State won the game, 38-37.
- The Nittany Lions trailed by 10 points (24-14) in the third quarter at Indiana, but rallied to outscore the Hoosiers 31-7 over the final 16:09 for their third double-digit comeback of the season.
- The Nittany Lions' rallied from 21 points down with 5:31 remaining in the second quarter in the Big Ten Championship Game. The Lions scored a touchdown before halftime to trail by 14 points at the break, and then outscored Wisconsin, 24-3 in the second half.
- The Big Ten Championship Game comeback was the biggest for Penn State since rallying from a 21-0 deficit in the second quarter for a 35-21 win over Northwestern on Nov. 6, 2010.

## OVERTIME OVER TIME

College football introduced overtime during the bowl season in 1995 and adopted it for regular season games in 1996.

- Since then, Penn State has played 12 overtime games, including six over the 2012-14 seasons. Eight of the 12 overtime tilts have come at home, two in true road games, one in the 2006 Orange Bowl and one in the 2014 Pinstripe Bowl.
- Penn State is 7-5 all-time in overtime games, with a 4-4 record at Beaver Stadium, 1-1 mark in true road games and 2-0 ledger at a neutral site.
- Most recently, Penn State defeated Minnesota, 29-26, on Oct. 1, 2016. After Minnesota kicked a field goal on its first possession, Penn State running back **Saquon Barkley** rushed 25 yards for a touchdown on the Nittany Lions first offensive play.
- It was the sixth overtime game at Beaver Stadium since the start of the 2012 season. Penn State is 4-2 in those games.
- Penn State's first two overtime contests came vs. Iowa in 2000 and 2002 at home. The Nittany Lions dropped their first three contests that went to the extra period, but won five straight overtime contests before falling to Nebraska on Nov. 23, 2013.

• Penn State's all-time overtime games:

Date	Opponent	Score
11/4/00	IOWA (2OT)	L, 23-26
9/28/02	IOWA	L, 35-42
10/12/02	at Michigan	L, 24-27
1/3/06	vs. Florida State (3OT) <sup>1</sup>	W, 26-23
10/7/06	at Minnesota	W, 28-27
11/24/12	WISCONSIN	W, 24-21
10/12/13	MICHIGAN (4OT)	W, 43-40
11/2/13	ILLINOIS	W, 24-17
11/23/13	NEBRASKA	L, 20-23
10/25/14	OHIO STATE (2OT)	L, 24-31
12/27/14	vs. Boston College <sup>2</sup>	W, 31-30
10/2/16	MINNESOTA	W, 29-26

<sup>1</sup> - Orange Bowl, <sup>2</sup> - Pinstripe Bowl

## LIONS UNDER THE LIGHTS

- With six game times still to be determined, Penn State has one night game on the schedule this season. Penn State will host Georgia State at 7:30 p.m. on Sept. 16.
- This season marks the 17th straight with at least one regular season night game on the schedule.
- Since 2000, Penn State has played multiple night games in the same season on nine occasions.
- Last season, Penn State went 4-0 in night games.
- Most recently, the Lions rallied past No. 6 Wisconsin, 38-31 in the Big Ten Championship game in Lucas Oil Stadium in Indianapolis, to improve its night game record to 46-29.
- All-time Penn State is 12-10 at home, 21-12 on the road and 13-7 in neutral site games. Penn State is 1-1 at regular season neutral sites, 11-6 in bowl games and 1-0 in conference championship games.
- The 2016 Iowa game was Penn State's first nighttime regular season game in November since Nov. 14, 1987 at Pitt, and the game against Rutgers (Nov. 19) was the latest regular season night game since Nov. 23, 1985 at Pitt.
- It was also the first time Penn State has played two primetime games in November.
- Penn State opened its primetime slate with its annual White Out game against Ohio State. It was the eighth primetime clash since 2005 and the fifth consecutive. Penn State rallied from 14 points down in the fourth quarter against then-No. 2 Ohio State for a victory.
- The Lions' night games since 2000 include: Ohio State, Iowa, Rutgers and Wisconsin (2016); Ohio State and Rutgers (2015); Boston College (Pinstripe Bowl), Ohio State, Michigan and Rutgers (2014); Ohio State, Michigan and UCF (2013); Iowa and Ohio State (2012); Northwestern (2011); Alabama, Iowa and Michigan (2010); Iowa (2009); Illinois, Wisconsin and Ohio State (2008); Notre Dame, Ohio State and Texas A&M (2007); Michigan (2006); Illinois, Ohio State and Florida State (2005); Minnesota and Boston College (2004); Nebraska (2002 and '03), Miami (Fla.) (2001) and Indiana (2000).
- On Oct. 12, 2013, the Nittany Lions claimed the longest game in Big Ten history when they edged Michigan under the lights, 43-40, in front of a sellout Beaver Stadium crowd of 107,844 on Homecoming.



## OFFENSIVE STARTERS

OPPONENT	LT	LG	C	RG	RT	TE	QB	RB	WR (X)	WR (H)	WR (Z)
AKRON	Bates	Gonzalez	McGovern	Mahon	Wright	Gesicki	McSorley	Barkley	Johnson	Hamilton	Thompkins
PITTSBURGH											
GEORGIA STATE											
at Iowa											
INDIANA											
at Northwestern											
MICHIGAN											
at Ohio State											
at Michigan State											
RUTGERS											
NEBRASKA											
at Maryland											

## DEFENSIVE STARTERS

OPPONENT	DE	DT	DT	DE	SLB	MLB	WLB	BCB	FS	SS	FCB
AKRON	S. Miller	Cothran	Cothren	T. Brown	Farmer	Cabinda	Bowen	Campbell	Allen	Apke	Haley
PITTSBURGH											
GEORGIA STATE											
at Iowa											
INDIANA											
at Northwestern											
MICHIGAN											
at Ohio State											
at Michigan State											
RUTGERS											
NEBRASKA											
at Maryland											

## CAREER STARTS

Player	'14	'15	'16	'17	Total
Hamilton, DaeSean (WR)	13	12	13	1	39
Allen, Marcus (S)	7	12	14	1	34
Mahon, Brendan (OL)	9	11	9	1	30
Nelson, Andrew (OL)	13	8	6	-	27
Cabinda, Jason (LB)	1	13	9	1	24
Gesicki, Mike (TE/H)	1	8	14	1	24
Haley, Grant (CB)	-	11	11	1	23
Barkley, Saquon (RB)	-	6	14	1	21
Reid, John (CB)	-	2	14	-	16
Bates, Ryan (OL)	-	-	14	1	15
McSorley, Trace (QB)	-	-	14	1	15
Cothren, Parker (DT)	-	-	13	1	14
Bowen, Manny (LB)	-	-	12	1	13
Blacknall, Saeed (WR)	1	3	7	-	11
McGovern, Connor (OL)	-	-	9	1	10
Cothran, Curtis (DT)	-	-	8	1	9
Thompkins, DeAndre (WR)	-	-	7	1	8

Player	'14	'15	'16	'17	Total
Givens, Kevin (DT)	-	-	6	-	6
Wright, Chasz (OL)	-	-	5	1	6
Brown, Torrence (DE)	-	-	4	1	5
Campbell, Christian (CB)	1	-	3	1	5
Cooper, Jake (LB)	-	1	2	-	3
Gonzalez, Steven (OL)	-	-	3	1	4
Polk, Brandon (WR)	-	3	-	-	3
Apke, Troy (S)	-	1	1	1	3
Farmer, Koa (LB)	-	-	2	1	3
Brown, Cam (LB)	-	-	2	-	2
Smith, Brandon (LB)	-	-	2	-	2
Johnson, Juwan (WR)	-	-	1	1	2
Allen, Mark (RB)	-	1	-	-	1
Scott, Nick (S)	-	1	-	-	1
Windsor, Robert (DT)	-	-	1	-	1
Shareer Miller (DE)	-	-	-	1	1



DEPTH CHART

OFFENSE

Wide Receiver (X)

84 Juwan Johnson (6-4, 226, Jr./So.)  
 11 Irvin Charles (6-4, 217, Jr./So.)  
 87 Dae'Lun Darien (6-4, 210, So./Fr.)

Tight End

88 Mike Gesicki (6-6, 250, Sr./Sr.)  
 18 Jonathan Holland (6-4, 248, Jr./So.)  
 83 Nick Bowers (6-4, 268, Jr./So.) **OR**  
 89 Tom Pancoast (6-3, 242, 5th/Sr.)

Left Tackle

52 Ryan Bates (6-4, 312, Jr./So.)  
 71 Will Fries (6-6, 305, So./Fr.)  
 76 Sterling Jenkins (6-8, 336, Jr./So.)

Left Guard

74 Steven Gonzalez (6-4, 341, Jr./So.)  
 73 Mike Miranda (6-3, 303, Fr./Fr.)  
 61 C.J. Thorpe (6-3, 329, Fr./Fr.)

Center

66 Connor McGovern (6-5, 312, So./So.)  
 64 Zach Simpson (6-3, 301, Jr./So.)  
 73 Mike Miranda (6-3, 303, Fr./Fr.)

Right Guard

70 Brendan Mahon (6-4, 318, 5th/Sr.)  
 62 Michal Menet (6-4, 301, So./Fr.)  
 79 Charlie Shuman (6-8, 316, Sr./Jr.)

Right Tackle

77 Chasz Wright (6-7, 358, Sr./Jr.) **OR**  
 59 Andrew Nelson (6-6, 305, Gr./Sr.)  
 51 Alex Gellerstedt (6-6, 304, So./Fr.)

Wide Receiver (H)

5 DaeSean Hamilton (6-1, 206, Gr./Sr.)  
 10 Brandon Polk (5-9, 175, Jr./So.)  
 1 KJ Hamler (5-9, 172, Fr./Fr.)

Wide Receiver (Z)

3 DeAndre Thompkins (5-11, 187, Sr./Jr.)  
 13 Saeed Blacknall (6-3, 217, Sr./Sr.)  
 12 Mac Hippenhammer (5-11, 178, Fr./Fr.)

Quarterback

9 Trace McSorley (6-0, 195, Sr./Jr.)  
 2 Tommy Stevens (6-5, 228, Jr./So.)  
 14 Sean Clifford (6-2, 210, Fr./Fr.)

Running Back

26 Saquon Barkley (5-11, 230, Jr./Jr.)  
 8 Mark Allen (5-6, 180, Sr./Jr.) **OR**  
 6 Andre Robinson (5-9, 223, Jr./So.) **OR**  
 24 Miles Sanders (5-11, 215, So./So.)

DEFENSE

Defensive End

48 Shareef Miller (6-5, 257, Jr./So.)  
 97 Ryan Buchholz (6-6, 275, Jr./So.)  
 18 Shaka Toney (6-3, 233, So./Fr.)

Defensive Tackle

52 Curtis Cothran (6-5, 301, Gr./Sr.)  
 30 Kevin Givens (6-1, 287, Jr./So.)  
 42 Ellison Jordan (6-0, 293, So./Fr.) **OR**  
 55 Antonio Shelton (6-2, 302, So./Fr.)

Defensive Tackle

41 Parker Cothren (6-4, 304, Gr./Sr.)  
 54 Robert Windsor (6-4, 303, Jr./So.)  
 56 Tyrell Chavis (6-3, 308, Sr./Sr.)

Defensive End

19 Torrence Brown (6-3, 257, Sr./Jr.)  
 46 Colin Castagna (6-4, 257, Jr./Jr.)  
 34 Shane Simmons (6-3, 250, So./Fr.)

Will Linebacker

43 Manny Bowen (6-1, 226, Jr./Jr.)  
 6 Cam Brown (6-5, 227, So./So.)  
 47 Brandon Smith (6-0, 231, Gr./Sr.)

Middle Linebacker

40 Jason Cabinda (6-1, 234, Sr./Sr.)  
 47 Brandon Smith (6-0, 231, Gr./Sr.)  
 33 Jake Cooper (6-1, 234, Jr./Jr.)

Sam Linebacker

7 Koa Farmer (6-1, 237, Sr./Jr.)  
 9 Jarvis Miller (6-2, 222, Jr./So.)  
 6 Cam Brown (6-5, 227, So./So.)

Boundary Cornerback

1 Christian Campbell (6-1, 194, Sr./Sr.)  
 5 Tariq Castro-Fields (6-0, 185, Fr./Fr.)  
 38 Lamont Wade (5-9, 196, Fr./Fr.)

Free Safety

2 Marcus Allen (6-2, 207, Sr./Sr.)  
 4 Nick Scott (5-11, 199, Sr./Jr.)

Strong Safety

28 Troy Apke (6-1, 198, Sr./Sr.)  
 23 Ayron Monroe (5-11, 207, Jr./So.)  
 17 Garrett Taylor (6-0, 197, Jr./So.)

Field Cornerback

15 Grant Haley (5-9, 190, Sr./Sr.)  
 21 Amani Oruwariye (6-1, 209, Sr./Jr.)  
 14 Zech McPhearson (5-11, 182, So./Fr.)

SPECIAL TEAMS

Punter

93 Blake Gillikin (6-2, 195, So./So.)  
 92 Daniel Pasquariello (6-1, 201, Sr./Sr.)  
 97 Carson Landis (6-2, 198, Fr./Fr.)

Kicker

95 Tyler Davis (5-11, 183, 5th/Sr.)  
 90 Alex Barbir (5-9, 193, So./Fr.)  
 97 Carson Landis (6-2, 198, Fr./Fr.)

Holder

16 Billy Fessler (5-11, 181, Sr./Jr.)  
 92 Daniel Pasquariello (6-1, 201, Sr./Sr.)  
 93 Blake Gillikin (6-2, 195, So./So.)

Long Snapper

96 Kyle Vasey (6-2, 234, Sr./Jr.)  
 36 Jan Johnson (6-2, 234, Jr./So.)  
 94 Joe Calcagno (6-0, 253, Fr./Fr.)

Kickoff Returners

24 Miles Sanders (5-11, 215, So./So.)  
 10 Brandon Polk (5-9, 175, Jr./So.)  
 26 Saquon Barkley (5-11, 230, Jr./Jr.)

Punt Returners

3 DeAndre Thompkins (5-11, 187, Sr./Jr.)  
 28 Troy Apke (6-1, 198, Sr./Sr.)  
 39 Josh McPhearson (5-10, 197, 5th/Sr.)

PRONUNCIATIONS

Troy Apke . . . . . Troy App-KEY  
 Saquon Barkley . . . . . SAY-kwon Barkley  
 Saeed Blacknall . . . . . Sah-eed Black-NALL  
 Ryan Buchholz . . . . . Ryan BUCK-holez  
 Colin Castagna . . . . . Colin CAST-on-yah (like lasagna)  
 Tariq Castro-Fields . . . . . TUH-reek Castro-Fields  
 Tyrell Chavis . . . . . TIE-rell CHAY-viss  
 Curtis Cothran . . . . . Curtis CAW-thren  
 Parker Cothren . . . . . Parker CAW-thren  
 Dae'Lun Darien . . . . . DAY-lawn Darien  
 Yetur Gross-Matos . . . . . E-tore Gross-Mah-tose  
 Brelin Faison-Walden . . . . . BREY-lynn FACE-in Walden  
 Koa Farmer . . . . . CO-uh Farmer  
 Will Fries . . . . . Will FRY-z  
 Mike Gesicki . . . . . Mike Guh-sick-E  
 DaeSean Hamilton . . . . . DAY-shawn Hamilton  
 Fred Hansard . . . . . Hann-SARD  
 Brendan Mahon . . . . . Brendan MANN  
 Zech McPhearson . . . . . Zack McPhearson  
 Michael Menet . . . . . Michael men-NET  
 Ayron Monroe . . . . . AIR-en Monroe  
 Amani Oruwariye . . . . . UH-monn-E O-rue-waar-ee-A  
 Daniel Pasquariello . . . . . Daniel pass-KAH-rello  
 Kyle Vasey . . . . . VAY-see  
 Chris Welde . . . . . Chris WELL-dee  
 Jake Zembiec . . . . . Jake ZEM-beck


ASSISTANT COACHES



**Brent Pry**  
 Assoc. Head Coach/  
 Def. Coord./LBs  
 Field



**Joe Moorhead**  
 Off. Coord./  
 Quarterbacks  
 Field



**Charles Huff**  
 Special Teams Coord./  
 Running Backs  
 Field



**Tim Banks**  
 Co-Def. Coord./  
 Safeties  
 Booth



**Josh Gattis**  
 Asst. Special Teams  
 Coord./Wide Receivers  
 Field



**Matt Limegrover**  
 Offensive Line  
 Field



**Ricky Rahne**  
 Pass Game Coord./  
 Tight Ends  
 Booth



**Terry M. Smith**  
 Asst. Head Coach/  
 Cornerbacks  
 Field



**Sean Spencer**  
 Run Game Coord./  
 Defensive Line  
 Field



## NUMERICAL ROSTER

NO.	NAME	POS.	CL./EL.	HT.	WT.	HIGH SCHOOL/COACH	HOMETOWN
1	Campbell, Christian ***	CB	Sr./Sr.	6-1	194	Central/Woodrow Lowe	Phenix City, Ala.
1	Hamler, KJ	WR	Fr./Fr.	5-9	172	IMG Academy (Fla.)/Kevin Wright	Pontiac, Mich.
2	Allen, Marcus ***	S	Sr./Sr.	6-2	207	Dr. Henry A. Wise, Jr./Dalawn Parrish	Upper Marlboro, Md.
2	Stevens, Tommy	QB	Jr./So.	6-5	228	Decatur Central/Justin Dixon	Indianapolis, Ind.
3	Johnson, Donovan	CB	Fr./Fr.	5-9	180	Cass Tech/Thomas Wilcher	Detroit, Mich.
3	Thompkins, DeAndre **	WR	Sr./Jr.	5-11	187	Swansboro/Tim Laspada	Hubert, N.C.
4	Scott, Nick **	S	Sr./Jr.	5-11	199	Fairfax/Kevin Simonds	Fairfax, Va.
5	Castro-Fields, Tariq	CB	Fr./Fr.	6-0	185	Riverdale Baptist School/Caesar Nettles	Upper Marlboro, Md.
5	Hamilton, DaeSean ***	WR	Gr./Sr.	6-1	206	Mountain View/Lou Sorrentino	Fredericksburg, Va.
6	Brown, Cam *	LB	So./So.	6-5	227	The Bullis School/Patrick Cilento	Burtonsville, Md.
6	Robinson, Andre	RB	Jr./So.	5-9	223	Bishop McDevitt/Jeff Weachter	Mechanicsburg, Pa.
7	Farmer, Koa **	LB	Sr./Jr.	6-1	237	Notre Dame/Kevin Rooney	Lake View Terrace, Calif.
7	Zembiec, Jake	QB	So./Fr.	6-3	219	Aquinas Institute/Chris Battaglia	Rochester, N.Y.
8	Allen, Mark *	RB	Sr./Jr.	5-6	180	DeMatha/Elijah Brooks	Hyattsville, Md.
9	McSorley, Trace **	QB	Sr./Jr.	6-0	195	Briar Woods/Charlie Pierce	Ashburn, Va.
9	Miller, Jarvis *	LB	Jr./So.	6-2	222	Windsor Locks/Suffield/East Granby/Jason Qua	Suffield, Conn.
10	Polk, Brandon *	WR	Jr./So.	5-9	175	Briar Woods/Charlie Pierce	Ashburn, Va.
11	Charles, Irvin *	WR	Jr./So.	6-4	217	Paul VI/John Doherty	Sicklerville, N.J.
12	Davis, Desi	CB	Sr./Jr.	5-11	181	Harriton/Matthew Bahr	Ardmore, Pa.
12	Hippenhammer, Mac	WR	Fr./Fr.	5-11	178	R. Nelson Snider/Kurt Tippmann	Fort Wayne, Ind.
13	Blacknall, Saeed ***	WR	Sr./Sr.	6-3	217	Manalapan/Ed Gurrieri	Manalapan, N.J.
13	Brooks, Ellis	LB	Fr./Fr.	6-1	235	Benedictine College Prep/Greg Lily	Mechanicsville, Va.
14	Clifford, Sean	QB	Fr./Fr.	6-2	210	Saint Xavier/Steve Specht	Cincinnati, Ohio
14	McPhearson, Zech	CB	So./Fr.	5-11	182	Riverdale Baptist School/Caesar Nettles	Columbia, Md.
15	Haley, Grant ***	CB	Sr./Sr.	5-9	190	The Lovett School/Mike Muschamp	Atlanta, Ga.
15	Shuster, Michael	QB	So./Fr.	6-2	209	Camp Hill/Frank Gay	Camp Hill, Pa.
16	Fessler, Billy	QB	Sr./Jr.	5-11	181	Erie Cathedral Prep/Mike Mischler	Erie, Pa.
16	Petrishen, John	S	Jr./So.	6-0	211	Pittsburgh Central Catholic/Terry Totten	Lower Burrell, Pa.
17	Taylor, Garrett *	S	Jr./So.	6-0	197	Saint Christopher's/Lance Clelland	Richmond, Va.
18	Holland, Jonathan *	TE/H	Jr./So.	6-4	248	The Bullis School/Patrick Cilento	Brandywine, Md.
18	Toney, Shaka	DE	So./Fr.	6-3	233	Imhotep Charter/Albie Crosby	Philadelphia, Pa.
19	Brown, Torrence **	DE	Sr./Jr.	6-3	257	Tuscaloosa Academy/Robert Johnson	Tuscaloosa, Ala.
20	Butler, Jabari	CB	Jr./Jr.	5-11	181	Abilene Christian University/Ken Collums	Potomac, Md.
20	Thomas, Johnathan	RB	Sr./Jr.	5-11	216	St. John's Prep/Jim O'Leary	Peabody, Mass.
21	Oruwariye, Amani **	CB	Sr./Jr.	6-1	209	Gaither/Jason Stokes	Tampa, Fla.
23	Monroe, Ayron *	S	Jr./So.	5-11	207	Saint Johns College H.S./Joe Patterson	Largo, Md.
24	Brown, DJ	CB	Fr./Fr.	5-10	183	Creekside/Will Rogers	College Park, Ga.
24	Sanders, Miles *	RB	So./So.	5-11	215	Woodland Hills/George Novak	Pittsburgh, Pa.
25	Faison-Walden, Brelin	LB	Fr./Fr.	6-1	212	Grimsley/Darrel Brown	Greensboro, N.C.
26	Barkley, Saquon **	RB	Jr./Jr.	5-11	230	Whitehall/Brian Gilbert	Coplay, Pa.
26	Sutherland, Jonathan	S	Fr./Fr.	5-11	200	Episcopal (Va.)/Panos Voulgaris	Ottawa, Ontario, Canada
28	Apke, Troy ***	S	Sr./Sr.	6-1	198	Mount Lebanon/Mike Melnyk	Mt. Lebanon, Pa.
29	Reid, John **	CB	Jr./Jr.	5-10	187	St. Joseph's Prep (Pa.)/Gabe Infante	Mount Laurel, N.J.
30	Givens, Kevin *	DT	Jr./So.	6-1	287	Altoona Area/John Franco	Altoona, Pa.
31	Welde, Christopher	WR	Jr./So.	5-7	167	Council Rock North/Adam Collachi	Newtown, Pa.
32	Brown, Journey	RB	Fr./Fr.	5-11	200	Meadville/Ray Collins	Meadville, Pa.
32	Vallone, Mitchell	S	Sr./Sr.	5-9	201	Elk County Catholic/Travis Skrzypek	Johnsonburg, Pa.
33	Cooper, Jake **	LB	Jr./Jr.	6-1	234	Archbishop Wood/Steve Devlin	Doylestown, Pa.
34	Simmons, Shane	DE	So./Fr.	6-3	250	DeMatha/Elijah Brooks	Laurel, Md.
35	Neff, Justin	S	Fr./Fr.	6-1	187	Central Mountain/James Renninger	Mill Hall, Pa.
36	Johnson, Jan	LB	Jr./So.	6-2	234	Governor Mifflin/Dominic Vecchio	Mohnton, Pa.
37	Hartlaub, Drew	S	Fr./Fr.	5-11	180	South Western/Chris Heilman	Hanover, Pa.
38	Wade, Lamont	CB	Fr./Fr.	5-9	196	Clairton/Wayne Wade	Clairton, Pa.
39	Di Leo, Frank	LB	Jr./So.	5-9	222	Saint Ignatius College Prep/John O'Connor	Elmhurst, Ill.
39	McPhearson, Josh	RB	Sr./Sr.	5-10	197	Annapolis Area Christian/Ken Lucas	Columbia, Md.
40	Cabinda, Jason ***	LB	Sr./Sr.	6-1	234	Hunterdon Central/Matthew Perotti	Flemington, N.J.
40	Eury, Nick	RB	So./Fr.	5-9	207	Lake-Lehman/Jerry Gilsky	Shavertown, Pa.
41	Arcangelo, Joe	TE	Jr./So.	6-4	252	Abington Heights/Joe Repshis	Clarks Summit, Pa.
41	Cothren, Parker ***	DT	Gr./Sr.	6-4	304	Hazel Green/Matthew Putnam	Huntsville, Ala.
42	Jordan, Ellison	DT	So./Fr.	6-0	293	Gilman School/Biff Poggi	Upper Marlboro, Md.
43	Bowen, Manny **	LB	Jr./Jr.	6-1	226	Barneget/Rob Davis	Barneget, N.J.
44	Franklin, Brailyn	LB	Fr./Fr.	6-2	204	Battlefield (Va.)/Jared Van Acker	Arlington, Texas
45	DuMond, Joe	LB	So./So.	5-11	241	St. Joseph's Prep/Gabe Infante	Philadelphia, Pa.
46	Castagna, Colin	DE	Jr./Jr.	6-4	257	Barrington/Joe Sanchez	Barrington, Ill.
47	Blair, Will	LB	So./Fr.	5-11	219	Hempfield/Ron Zeiber	Lancaster, Pa.
47	Smith, Brandon *	LB	Gr./Sr.	6-0	231	Lewisburg/Jeremy Winn	Winfield, Pa.
48	Miller, Shareef *	DE	Jr./So.	6-5	257	George Washington/Ronald Cohen	Philadelphia, Pa.
49	Joseph, Daniel	DE	So./Fr.	6-3	250	Lake Forest Academy (Ill.)/Robin Bowkett	Brampton, Ontario, Canada
50	Chizmar, Max	LB	Fr./Fr.	6-2	221	Mars Area/Scott Heinauer	Mars, Pa.



## NUMERICAL ROSTER [CONT.]

NO.	NAME	POS.	CL./EL.	HT.	WT.	HIGH SCHOOL/COACH	HOMETOWN
51	Gellerstedt, Alex	OL	So./Fr.	6-6	304	Dublin Coffman/Mark Crabtree	Dublin, Ohio
51	Vranic, Jason	LB	Sr./Jr.	6-0	222	Erie C.C./Scott Pilkey	Wheatfield, N.Y.
52	Bates, Ryan *	OL	Jr./So.	6-4	312	Archbishop Wood/Steve Devlin	Warrington, Pa.
52	Cothran, Curtis **	DT	Gr./Sr.	6-5	301	Council Rock North/Adam Collachi	Newtown, Pa.
53	Hansard, Fred	DT	Fr./Fr.	6-3	310	The Hun School/Todd Smith	Burlington, N.J.
54	Windsor, Robert *	DT	Jr./So.	6-4	303	Fond Du Lac/Mike Gnewuch	Fond Du Lac, Wis.
55	Shelton, Antonio	DT	So./Fr.	6-2	302	Westerville-North/Rodger Elander	Westerville, Ohio
56	Chavis, Tyrell *	DT	Sr./Sr.	6-3	308	Nassau C.C./Joe Osovet	Richmond, Va.
58	Presta, Evan	DT	Fr./Fr.	6-3	266	Cathedral Prep/Mike Mischler	Erie, Pa.
59	Nelson, Andrew ***	OL	Gr./Sr.	6-6	305	Hershey/Mark Painter	Hershey, Pa.
61	Thorpe, C.J.	OL	Fr./Fr.	6-3	329	Central Catholic/Terry Totten	Glenshaw, Pa.
62	Menet, Michal	OL	So./Fr.	6-4	301	Exeter Township Senior/Matt Bauer	Birdsboro, Pa.
64	Simpson, Zach *	OL	Jr./So.	6-3	301	Holidaysburg Area/Homer DeLattre	Holidaysburg, Pa.
65	McCracken, Crae	OL	Fr./Fr.	6-2	280	Loyalsock Township/Justin Van Fleet	Williamsport, Pa.
66	McGovern, Connor *	OL	So./So.	6-5	312	Lake-Lehman/Jerry Gilsky	Larksville, Pa.
68	Kelly, Hunter	OL	So./Fr.	6-2	300	Neshaminy/Steve Wilmot	Langhorne, Pa.
70	Mahon, Brendan ***	OL	Sr./Sr.	6-4	318	Randolph/Joe Lusardi	Randolph, N.J.
71	Fries, Will	OL	So./Fr.	6-6	305	Cranford/Erik Rosenmeier	Cranford, N.J.
72	Martin, Robbie	OL	Fr./Fr.	6-4	284	Saint Joseph Regional/Augie Hoffmann	Sparta, N.J.
73	Miranda, Mike	OL	Fr./Fr.	6-3	303	Stow-Munroe Falls/Mark Nori	Stow, Ohio
74	Gonzalez, Steven *	OL	Jr./So.	6-4	341	Union City/Wil Valdez	Union City, N.J.
75	Holmes, Des	OL	Fr./Fr.	6-5	319	Cardinal O'Hara/BJ Hogan	Norristown, Pa.
76	Jenkins, Sterling	OL	Jr./So.	6-8	336	Baldwin/Pete Wagner	Pittsburgh, Pa.
77	Wright, Chasz **	OL	Sr./Jr.	6-7	358	Milford Academy/Bill Chaplick	Woodbridge, Va.
79	Shuman, Charlie	OL	Sr./Jr.	6-8	316	Pittsford Sutherland/Keith Molinich	Pittsford, N.Y.
80	Dalton, Danny	TE/H	So./Fr.	6-4	234	Marshfield/Lou Silva	Marshfield, Mass.
80	Weller, Justin	WR	Fr./Fr.	6-0	187	Wilson/Doug Dahms	Sinking Spring, Pa.
81	Sullivan-Brown, Cam	WR	Fr./Fr.	6-0	187	Saint Vincent Pallotti/Ian Thomas	Bowie, Md.
82	Shoop, Tyler	WR	Jr./So.	5-11	185	Father Ryan/Bruce Lussier	Nashville, Tenn.
83	Bowers, Nick	TE/H	Jr./So.	6-4	268	Kittanning Senior/Frank Fabian	Kittanning, Pa.
83	Hoensine, Alex	WR	Fr./Fr.	6-1	178	Central/Dave Baker	East Freedom, Pa.
84	Johnson, Juwan *	WR	Jr./So.	6-4	226	Glassboro/Mark Maccarone	Glassboro, N.J.
85	Lutz, Isaac	WR	So./Fr.	5-11	181	Berks Catholic/Rick Keeley	Reading, Pa.
86	Hodgens, Cody	WR	Gr./Sr.	5-7	173	Robinson/Mike DePue	Wesley Chapel, Fla.
87	Darien, Dae'Lun	WR	So./Fr.	6-4	210	Dunbar/Lawrence Smith	Baltimore, Md.
88	Gesicki, Mike ***	TE/H	Sr./Sr.	6-6	250	Southern Regional/Chuck Donahue	Manahawkin, N.J.
89	Maxwell, Colton	WR	So./Fr.	6-0	190	Northampton/Mark Scisly	Northampton, Pa.
89	Pancoast, Tom *	TE/H	Sr./Sr.	6-3	242	Unionville/Pat Clark	West Chester, Pa.
90	Barber, Damion	DE	Fr./Fr.	6-3	245	Harrisburg/Calvin Everett	Harrisburg, Pa.
90	Barbir, Alex	K	So./Fr.	5-9	193	South Forsyth/Jeff Arnette	Cumming, Ga.
91	Monk, Ryan	DT	Jr./So.	6-1	282	Dallas/Bob Zaruta	Dallas, Pa.
91	Stoll, Chris	SN	Fr./Fr.	6-2	251	St. Francis DeSales/Ryan Wiggins	Westerville, Ohio
92	Bolds, Corey	DT	Fr./Fr.	6-3	285	Paramus Catholic/Dan Sabella	Paterson, N.J.
92	Pasquariello, Daniel **	P	Gr./Sr.	6-1	201	Xavier College HS/--	Melbourne, Victoria, Australia
93	Gillikin, Blake *	P/K	So./So.	6-2	195	The Westminster Schools/Gerry Romberg	Smyrna, Ga.
94	Calcagno, Joe	SN	Fr./Fr.	6-0	253	Fenwick/Gene Nudo	Elmhurst, Ill.
95	Davis, Tyler **	K/P	Sr./Sr.	5-11	183	North/--	St. Charles, Ill.
96	Iyke, Immanuel	DT	Jr./So.	6-2	298	Parsippany Hills/Dave Albano	Hackettstown, N.J.
96	Vasey, Kyle	SN	Sr./Jr.	6-2	234	Wallenpaupack/Mark Watson	Hawley, Pa.
97	Buchholz, Ryan *	DE	Jr./So.	6-6	275	Great Valley/Dan Ellis	Malvern, Pa.
97	Landis, Carson	K/P	Fr./Fr.	6-2	198	Emmaus/Harold Fairclough	Macungie, Pa.
99	Gross-Matos, Yetur	DE	Fr./Fr.	6-5	248	Chancellor/Bob Oliver	Spotsylvania, Va.

\* - Letters won

^ - 5th-year senior



## ALPHABETICAL ROSTER

NO.	NAME	POS.	CL./EL.	HT.	WT.	HIGH SCHOOL/COACH	HOMETOWN
2	Allen, Marcus ***	S	Sr./Sr.	6-2	207	Dr. Henry A. Wise, Jr./Dalawn Parrish	Upper Marlboro, Md.
8	Allen, Mark *	RB	Sr./Jr.	5-6	180	DeMatha/Elijah Brooks	Hyattsville, Md.
28	Apke, Troy ***	S	Sr./Sr.	6-1	198	Mount Lebanon/Mike Melnyk	Mt. Lebanon, Pa.
41	Arcangelo, Joe	TE	Jr./So.	6-4	252	Abington Heights/Joe Repshis	Clarks Summit, Pa.
90	Barber, Damion	DE	Fr./Fr.	6-3	245	Harrisburg/Calvin Everett	Harrisburg, Pa.
90	Barbir, Alex	K	So./Fr.	5-9	193	South Forsyth/Jeff Arnette	Cumming, Ga.
26	Barkley, Saquon **	RB	Jr./Jr.	5-11	230	Whitehall/Brian Gilbert	Coplay, Pa.
52	Bates, Ryan *	OL	Jr./So.	6-4	312	Archbishop Wood/Steve Devlin	Warrington, Pa.
13	Blacknall, Saeed ***	WR	Sr./Sr.	6-3	217	Manalapan/Ed Gurrieri	Manalapan, N.J.
47	Blair, Will	LB	So./Fr.	5-11	219	Hempfield/Ron Zeiber	Lancaster, Pa.
92	Bolds, Corey	DT	Fr./Fr.	6-3	285	Paramus Catholic/Dan Sabella	Paterson, N.J.
43	Bowen, Manny **	LB	Jr./Jr.	6-1	226	Barneget/Rob Davis	Barneget, N.J.
83	Bowers, Nick	TE/H	Jr./So.	6-4	268	Kittanning Senior/Frank Fabian	Kittanning, Pa.
13	Brooks, Ellis	LB	Fr./Fr.	6-1	235	Benedictine College Prep/Greg Lilly	Mechanicsville, Va.
6	Brown, Cam *	LB	So./So.	6-5	227	The Bullis School/Patrick Cilento	Burtonsville, Md.
24	Brown, DJ	CB	Fr./Fr.	5-10	183	Creekside/Will Rogers	College Park, Ga.
32	Brown, Journey	RB	Fr./Fr.	5-11	200	Meadville/Ray Collins	Meadville, Pa.
19	Brown, Torrence **	DE	Sr./Jr.	6-3	257	Tuscaloosa Academy/Robert Johnson	Tuscaloosa, Ala.
97	Buchholz, Ryan *	DE	Jr./So.	6-6	275	Great Valley/Dan Ellis	Malvern, Pa.
20	Butler, Jabari	CB	Jr./Jr.	5-11	181	Abilene Christian University/Ken Collums	Potomac, Md.
40	Cabinda, Jason ***	LB	Sr./Sr.	6-1	234	Hunterdon Central/Matthew Perotti	Flemington, N.J.
94	Calcagno, Joe	SN	Fr./Fr.	6-0	253	Fenwick/Gene Nudo	Elmhurst, Ill.
1	Campbell, Christian ***	CB	Sr./Sr.	6-1	194	Central/Woodrow Lowe	Phenix City, Ala.
46	Castagna, Colin	DE	Jr./Jr.	6-4	257	Barrington/Joe Sanchez	Barrington, Ill.
5	Castro-Fields, Tariq	CB	Fr./Fr.	6-0	185	Riverdale Baptist School/Caesar Nettles	Upper Marlboro, Md.
11	Charles, Irvin *	WR	Jr./So.	6-4	217	Paul VI/John Doherty	Sicklerville, N.J.
56	Chavis, Tyrell *	DT	Sr./Sr.	6-3	308	Nassau C.C./Joe Osovet	Richmond, Va.
50	Chizmar, Max	LB	Fr./Fr.	6-2	221	Mars Area/Scott Heinauer	Mars, Pa.
14	Clifford, Sean	QB	Fr./Fr.	6-2	210	Saint Xavier/Steve Specht	Cincinnati, Ohio
33	Cooper, Jake **	LB	Jr./Jr.	6-1	234	Archbishop Wood/Steve Devlin	Doylestown, Pa.
52	Cothran, Curtis **	DT	Gr./Sr.	6-5	301	Council Rock North/Adam Collachi	Newtown, Pa.
41	Cothren, Parker ***	DT	Gr./Sr.	6-4	304	Hazel Green/Matthew Putnam	Huntsville, Ala.
80	Dalton, Danny	TE/H	So./Fr.	6-4	234	Marshfield/Lou Silva	Marshfield, Mass.
87	Darien, Dae'Lun	WR	So./Fr.	6-4	210	Dunbar/Lawrence Smith	Baltimore, Md.
12	Davis, Desi	CB	Sr./Jr.	5-11	181	Harrilton/Matthew Bahr	Ardmore, Pa.
95	Davis, Tyler **	K/P	Sr./Sr.	5-11	183	North/--	St. Charles, Ill.
39	Di Leo, Frank	LB	Jr./So.	5-9	222	Saint Ignatius College Prep/John O'Connor	Elmhurst, Ill.
45	DuMond, Joe	LB	So./So.	5-11	241	St. Joseph's Prep/Gabe Infante	Philadelphia, Pa.
40	Eury, Nick	RB	So./Fr.	5-9	207	Lake-Lehman/Jerry Gilsky	Shavertown, Pa.
25	Faison-Walden, Brelin	LB	Fr./Fr.	6-1	212	Grimsley/Darrel Brown	Greensboro, N.C.
7	Farmer, Koa **	LB	Sr./Jr.	6-1	237	Notre Dame/Kevin Rooney	Lake View Terrace, Calif.
16	Fessler, Billy	QB	Sr./Jr.	5-11	181	Erie Cathedral Prep/Mike Mischler	Erie, Pa.
44	Franklin, Brailyn	LB	Fr./Fr.	6-2	204	Battlefield (Va.)/Jared Van Acker	Arlington, Texas
71	Fries, Will	OL	So./Fr.	6-6	305	Cranford/Erik Rosenmeier	Cranford, N.J.
51	Gellerstedt, Alex	OL	So./Fr.	6-6	304	Dublin Coffman/Mark Crabtree	Dublin, Ohio
88	Gesicki, Mike ***	TE/H	Sr./Sr.	6-6	250	Southern Regional/Chuck Donahue	Manahawkin, N.J.
93	Gillikin, Blake *	P/K	So./So.	6-2	195	The Westminster Schools/Gerry Romberg	Smyrna, Ga.
30	Givens, Kevin *	DT	Jr./So.	6-1	287	Altoona Area/John Franco	Altoona, Pa.
74	Gonzalez, Steven *	OL	Jr./So.	6-4	341	Union City/Wil Valdez	Union City, N.J.
99	Gross-Matos, Yetur	DE	Fr./Fr.	6-5	248	Chancellor/Bob Oliver	Spotsylvania, Va.
15	Haley, Grant ***	CB	Sr./Sr.	5-9	190	The Lovett School/Mike Muschamp	Atlanta, Ga.
5	Hamilton, DaeSean ***	WR	Gr./Sr.	6-1	206	Mountain View/Lou Sorrentino	Fredericksburg, Va.
1	Hamler, KJ	WR	Fr./Fr.	5-9	172	IMG Academy (Fla.)/Kevin Wright	Pontiac, Mich.
53	Hansard, Fred	DT	Fr./Fr.	6-3	310	The Hun School/Todd Smith	Burlington, N.J.
37	Hartlaub, Drew	S	Fr./Fr.	5-11	180	South Western/Chris Heilman	Hanover, Pa.
12	Hippenhammer, Mac	WR	Fr./Fr.	5-11	178	R. Nelson Snider/Kurt Tippmann	Fort Wayne, Ind.
86	Hodgens, Cody	WR	Gr./Sr.	5-7	173	Robinson/Mike DePue	Wesley Chapel, Fla.
83	Hoenstine, Alex	WR	Fr./Fr.	6-1	178	Central/Dave Baker	East Freedom, Pa.
18	Holland, Jonathan *	TE/H	Jr./So.	6-4	248	The Bullis School/Patrick Cilento	Brandywine, Md.
75	Holmes, Des	OL	Fr./Fr.	6-5	319	Cardinal O'Hara/BJ Hogan	Norristown, Pa.
96	Iyke, Immanuel	DT	Jr./So.	6-2	298	Parsippany Hills/Dave Albano	Hackettstown, N.J.
76	Jenkins, Sterling	OL	Jr./So.	6-8	336	Baldwin/Pete Wagner	Pittsburgh, Pa.
3	Johnson, Donovan	CB	Fr./Fr.	5-9	180	Cass Tech/Thomas Wilcher	Detroit, Mich.
36	Johnson, Jan	LB	Jr./So.	6-2	234	Governor Mifflin/Dominic Vecchio	Mohnton, Pa.
84	Johnson, Juwan *	WR	Jr./So.	6-4	226	Glassboro/Mark Maccarone	Glassboro, N.J.
42	Jordan, Ellison	DT	So./Fr.	6-0	293	Gilman School/Biff Poggi	Upper Marlboro, Md.
49	Joseph, Daniel	DE	So./Fr.	6-3	250	Lake Forest Academy (Ill.)/Robin Bowkett	Brampton, Ontario, Canada
68	Kelly, Hunter	OL	So./Fr.	6-2	300	Neshaminy/Steve Wilmot	Langhorne, Pa.
97	Landis, Carson	K/P	Fr./Fr.	6-2	198	Emmaus/Harold Fairclough	Macungie, Pa.



## ALPHABETICAL ROSTER [CONT.]

NO.	NAME	POS.	CL./EL.	HT.	WT.	HIGH SCHOOL/COACH	HOMETOWN
85	Lutz, Isaac	WR	So./Fr.	5-11	181	Berks Catholic/Rick Keeley	Reading, Pa.
70	Mahon, Brendan ***	OL	Sr.^/Sr.	6-4	318	Randolph/Joe Lusardi	Randolph, N.J.
72	Martin, Robbie	OL	Fr./Fr.	6-4	284	Saint Joseph Regional/Augie Hoffmann	Sparta, N.J.
89	Maxwell, Colton	WR	So./Fr.	6-0	190	Northampton/Mark Scisly	Northampton, Pa.
65	McCracken, Crae	OL	Fr./Fr.	6-2	280	Loyalsock Township/Justin Van Fleet	Williamsport, Pa.
66	McGovern, Connor *	OL	So./So.	6-5	312	Lake-Lehman/Jerry Gilsky	Larksville, Pa.
39	McPhearson, Josh	RB	Sr.^/Sr.	5-10	197	Annapolis Area Christian/Ken Lucas	Columbia, Md.
14	McPhearson, Zech	CB	So./Fr.	5-11	182	Riverdale Baptist School/Caesar Nettles	Columbia, Md.
9	McSorley, Trace **	QB	Sr./Jr.	6-0	195	Briar Woods/Charlie Pierce	Ashburn, Va.
62	Menet, Michal	OL	So./Fr.	6-4	301	Exeter Township Senior/Matt Bauer	Birdsboro, Pa.
9	Miller, Jarvis *	LB	Jr./So.	6-2	222	Windsor Locks/Suffield/East Granby/Jason Qua	Suffield, Conn.
48	Miller, Shareef *	DE	Jr./So.	6-5	257	George Washington/Ronald Cohen	Philadelphia, Pa.
73	Miranda, Mike	OL	Fr./Fr.	6-3	303	Stow-Munroe Falls/Mark Nori	Stow, Ohio
91	Monk, Ryan	DT	Jr./So.	6-1	282	Dallas/Bob Zaruta	Dallas, Pa.
23	Monroe, Ayrton *	S	Jr./So.	5-11	207	Saint Johns College H.S./Joe Patterson	Largo, Md.
35	Neff, Justin	S	Fr./Fr.	6-1	187	Central Mountain/James Renninger	Mill Hall, Pa.
59	Nelson, Andrew ***	OL	Gr./Sr.	6-6	305	Hershey/Mark Painter	Hershey, Pa.
21	Oruwariye, Amani **	CB	Sr./Jr.	6-1	209	Gaither/Jason Stokes	Tampa, Fla.
89	Pancoast, Tom *	TE/H	Sr.^/Sr.	6-3	242	Unionville/Pat Clark	West Chester, Pa.
92	Pasquariello, Daniel **	P	Gr./Sr.	6-1	201	Xavier College HS/--	Melbourne, Victoria, Australia
16	Petrishen, John	S	Jr./So.	6-0	211	Pittsburgh Central Catholic/Terry Totten	Lower Burrell, Pa.
10	Polk, Brandon *	WR	Jr./So.	5-9	175	Briar Woods/Charlie Pierce	Ashburn, Va.
58	Presta, Evan	DT	Fr./Fr.	6-3	266	Cathedral Prep/Mike Mischler	Erie, Pa.
29	Reid, John **	CB	Jr./Jr.	5-10	187	St. Joseph's Prep (Pa.)/Gabe Infante	Mount Laurel, N.J.
6	Robinson, Andre	RB	Jr./So.	5-9	223	Bishop McDevitt/Jeff Weachter	Mechanicsburg, Pa.
24	Sanders, Miles *	RB	So./So.	5-11	215	Woodland Hills/George Novak	Pittsburgh, Pa.
4	Scott, Nick **	S	Sr./Jr.	5-11	199	Fairfax/Kevin Simonds	Fairfax, Va.
55	Shelton, Antonio	DT	So./Fr.	6-2	302	Westerville-North/Rodger Elander	Westerville, Ohio
82	Shoop, Tyler	WR	Jr./So.	5-11	185	Father Ryan/Bruce Lussier	Nashville, Tenn.
79	Shuman, Charlie	OL	Sr./Jr.	6-8	316	Pittsford Sutherland/Keith Molinich	Pittsford, N.Y.
15	Shuster, Michael	QB	So./Fr.	6-2	209	Camp Hill/Frank Gay	Camp Hill, Pa.
34	Simmons, Shane	DE	So./Fr.	6-3	250	DeMatha/Elijah Brooks	Laurel, Md.
64	Simpson, Zach *	OL	Jr./So.	6-3	301	Holidaysburg Area/Homer DeLattre	Holidaysburg, Pa.
47	Smith, Brandon *	LB	Gr./Sr.	6-0	231	Lewisburg/Jeremy Winn	Winfield, Pa.
2	Stevens, Tommy	QB	Jr./So.	6-5	228	Decatur Central/Justin Dixon	Indianapolis, Ind.
91	Stoll, Chris	SN	Fr./Fr.	6-2	251	St. Francis DeSales/Ryan Wiggins	Westerville, Ohio
81	Sullivan-Brown, Cam	WR	Fr./Fr.	6-0	187	Saint Vincent Pallotti/Ian Thomas	Bowie, Md.
26	Sutherland, Jonathan	S	Fr./Fr.	5-11	200	Episcopal (Va.)/Panos Voulgaris	Ottawa, Ontario, Canada
17	Taylor, Garrett *	S	Jr./So.	6-0	197	Saint Christopher's/Lance Clelland	Richmond, Va.
20	Thomas, Johnathan	RB	Sr./Jr.	5-11	216	St. John's Prep/Jim O'Leary	Peabody, Mass.
3	Thompkins, DeAndre **	WR	Sr./Jr.	5-11	187	Swansboro/Tim Laspada	Hubert, N.C.
61	Thorpe, C.J.	OL	Fr./Fr.	6-3	329	Central Catholic/Terry Totten	Glenshaw, Pa.
18	Toney, Shaka	DE	So./Fr.	6-3	233	Imhotep Charter/Albie Crosby	Philadelphia, Pa.
32	Vallone, Mitchell	S	Sr.^/Sr.	5-9	201	Elk County Catholic/Travis Skrzypek	Johnsonburg, Pa.
96	Vasey, Kyle	SN	Sr./Jr.	6-2	234	Wallenpaupack/Mark Watson	Hawley, Pa.
51	Vranic, Jason	LB	Sr./Jr.	6-0	222	Erie C.C./Scott Pilkey	Wheatfield, N.Y.
38	Wade, Lamont	CB	Fr./Fr.	5-9	196	Clairton/Wayne Wade	Clairton, Pa.
31	Welde, Christopher	WR	Jr./So.	5-7	167	Council Rock North/Adam Collachi	Newtown, Pa.
80	Weller, Justin	WR	Fr./Fr.	6-0	187	Wilson/Doug Dahms	Sinking Spring, Pa.
54	Windsor, Robert *	DT	Jr./So.	6-4	303	Fond Du Lac/Mike Gnewuch	Fond Du Lac, Wis.
77	Wright, Chasz **	OL	Sr./Jr.	6-7	358	Milford Academy/Bill Chaplick	Woodbridge, Va.
7	Zembiec, Jake	QB	So./Fr.	6-3	219	Aquinas Institute/Chris Battaglia	Rochester, N.Y.

\* - Letters won

^ - 5th-year senior





## THE LAST TIME...

## PENN STATE

100+ Yards Rushing:	172, Saquon Barkley vs. Akron, 2017
150+ Yards Rushing:	172, Saquon Barkley vs. Akron, 2017
200+ Yards Rushing:	207, Saquon Barkley at Purdue, 2016
300+ Yards Rushing:	327, Larry Johnson at Indiana, 2002
30-34 Rushing Attempts:	33, Saquon Barkley at Indiana, 2016
35+ Rushing Attempts:	35, Zach Zwinak vs. Nebraska, 2013
Three Touchdowns Rushing:	Saquon Barkley (4) at Pitt, 2016
Four Touchdowns Rushing:	Saquon Barkley at Pitt, 2016
Five Touchdowns Rushing:	Ki-Jana Carter vs. Michigan State, 1994
60+ Yard Run:	80, Saquon Barkley vs. Akron, 2017
70+ Yard Run:	80, Saquon Barkley vs. Akron, 2017
80+ Yard Run:	80, Saquon Barkley vs. Akron, 2017
90+ Yard Run:	92, Bill Belton at Indiana, 2014
Two Players Rush For 100 Yards:	Saquon Barkley (195) & Akeel Lynch (120) vs. Rutgers, 2015
Four Rushing TD in One Quarter:	vs. UMass, 2014 (2nd; Belton (2), Zwinak (2))
300+ Yards Passing:	384, Trace McSorley vs. Wisconsin, 2016 &
350+ Yards Passing:	384, Trace McSorley vs. Wisconsin, 2016 &
400+ Yards Passing:	454, Christian Hackenberg vs. UCF, 2014 #
20-24 Pass Completions:	22, Trace McSorley vs. Wisconsin, 2016 &
25-29 Pass Completions:	25, Christian Hackenberg at Rutgers, 2014
30-34 Pass Completions:	34, Christian Hackenberg vs. Boston College, 2014 %
35+ Pass Completions:	35, Matt McGloin vs. Northwestern, 2012
30-39 Pass Attempts:	31, Trace McSorley vs. Wisconsin, 2016 &
40-49 Pass Attempts:	41, Trace McSorley vs. Minnesota, 2016
50+ Pass Attempts:	50, Christian Hackenberg vs. Boston College, 2014 %
Four Touchdown Passes:	Trace McSorley vs. USC, 2016 ^
Five Touchdown Passes:	Rashard Casey vs. Louisiana Tech, 2000
Four Interceptions Thrown:	Zack Mills at Boston College, 2004
300+ Yards Total Offense:	328, Trace McSorley (280 P, 48 R) vs. Akron, 2017
350+ Yards Total Offense:	364, Trace McSorley (384 P, -20 R) vs. Wisconsin, 2016 &
400+ Yards Total Offense:	408, Trace McSorley (335 P, 73 R) vs. Minnesota, 2016
100+ Yards Receiving:	187, Chris Godwin vs. USC, 2016 ^
150+ Yards Receiving:	187, Chris Godwin vs. USC, 2016 ^
200+ Yards Receiving:	216, Deon Butler vs. Northwestern, 2006
Two Players w/ 100 Yards Receiving:	Saeed Blacknall (155) & DaeSean Hamilton (118) vs. Wisconsin, 2016 &
Two Players w/ 150 Yards Receiving:	Geno Lewis (173) & DaeSean Hamilton (165) vs. UCF, 2014 #
Back-to-Back 100 Yards Receiving Games:	Chris Godwin, 2015 (103 at Ohio State; 135 vs. Maryland)
Three Straight 100-yard Receiving Games:	Allen Robinson, 2013 (133 vs. Syracuse; 129 vs. Eastern Michigan; 143 vs. UCF)
10+ Receptions:	14, DaeSean Hamilton vs. Ohio State, 2014
50+ Yard Reception:	72, Chris Godwin from Trace McSorley vs. USC, 2016 ^
60+ Yard Reception:	72, Chris Godwin from Trace McSorley vs. USC, 2016 ^
70+ Yard Reception:	72, Chris Godwin from Trace McSorley vs. USC, 2016 ^
80+ Yard Reception:	80, Irvin Charles from Trace McSorley vs. Minnesota, 2016
Three Touchdowns Receiving:	Allen Robinson vs. Indiana, 2012
Four Touchdowns Receiving:	Bobby Engram vs. Minnesota, 1993
150+ All-Purpose Yards:	246 (172 Rush, 54 Rec, 20 KR), Saquon Barkley vs. Akron, 2017
200+ All-Purpose Yards:	246 (172 Rush, 54 Rec, 20 KR), Saquon Barkley vs. Akron, 2017
250+ All-Purpose Yards:	306 (194 Rush, 55 Rec, 57 KR) Saquon Barkley vs. USC, 2016 ^
Five Touchdowns Scored:	5 (4 rushing, 1 receiving) Saquon Barkley at Pitt, 2016
Kickoff Return For Touchdown:	95, Chaz Powell vs. Indiana State, 2011
Rushing, Receiving & Kickoff Return TDs:	Derrick Williams vs. Illinois, 2008
100-Yard Kickoff Return:	100, Chaz Powell vs. Youngstown State, 2010
Punt Return For Touchdown:	61, DeAndre Thompkins, vs. Akron, 2017
80-Yard Punt Return:	81, Bryant Johnson vs. Michigan State, 2002
Zero Punts in a Game:	Purdue, 2013
Multiple Interceptions:	2, Trevor Williams at Rutgers, 2014
90-Yard Interception Return:	99, Michael Mauti at Illinois, 2012
Interception Return For Touchdown:	30, Amani Oruwariye vs. Kent State, 2016
Five Interceptions in a Game (Team):	at Rutgers, 2014
Fumble Return For Touchdown:	9 yards, Torrence Brown at Indiana, 2016
Blocked Field Goal:	Marcus Allen vs. Ohio State, 2016
Blocked Field Goal For Touchdown:	60 yards, Grant Haley vs. Ohio State, 2016 (Marcus Allen block)
Blocked Extra Point:	Parker Cothren at Northwestern, 2015
Blocked Punt:	Juwan Johnson at Rutgers, 2016
Blocked Punt For Touchdown:	0 yards, Michael Yancich vs. Ohio State, 2012 (Mike Hull block)
Safety:	Devon Still (sack in end zone) at Minnesota, 2010
50-Yard Field Goal:	50, Sam Ficken vs. Temple, 2014
Four Field Goals:	Tyler Davis at Rutgers, 2016
Five Field Goals:	Collin Wagner vs. Temple, 2010

## OPPONENT

100+ Yards Rushing:	164, Corey Clement, Wisconsin, 2016 &
150+ Yards Rushing:	164, Corey Clement, Wisconsin, 2016 &
200+ Yards Rushing:	203, BenJarvus Green-Ellis, Indiana, 2003
30-34 Rushing Attempts:	30, Jeremy Langford, Michigan State, 2014
35+ Rushing Attempts:	44, Mike Hart, Michigan, 2007 (OR)
Three Touchdowns Rushing:	Trevor Siemian, Northwestern, 2014
Four Touchdowns Rushing:	Montee Ball, Wisconsin, 2011
50+ Yard Run:	67, Corey Clement, Wisconsin, 2016 &
60+ Yard Run:	67, Corey Clement, Wisconsin, 2016 &
70+ Yard Run:	74, Curtis Samuel, Ohio State, 2016
Two Players Rush For 100 Yards:	Rodney Smith (104) & Shannon Brooks (100), Minnesota, 2016
300+ Yards Passing:	453, Sam Darnold, USC, 2016 ^
400+ Yards Passing:	453, Sam Darnold, USC, 2016 ^
500+ Yards Passing:	532, Case Keenum, Houston, 2011 (OR) *
25-29 Pass Completions:	28, J.T. Barrett, Ohio State, 2016
30-34 Pass Completions:	33, Sam Darnold, USC, 2016 ^
45+ Pass Completions:	45, Case Keenum, Houston, 2011 (OR) *
30-39 Pass Attempts:	34, Wilton Speight, Michigan, 2016
40-49 Pass Attempts:	40, Richard Lagow, Indiana, 2016
50+ Pass Attempts:	53, Sam Darnold, USC, 2016 ^
60+ Pass Attempts:	61, Brian Hoyer, Michigan State, 2006
Four Touchdown Passes:	Sam Darnold (5), USC, 2016 ^
Five Touchdown Passes:	Sam Darnold, USC, 2016 ^
Four Interceptions Thrown:	P.J. Walker, Temple, 2014
Five Interceptions Thrown:	Gary Nova, Rutgers, 2014
300+ Yards Total Offense:	473, Sam Darnold (453 P, 20 R), USC, 2016 ^
400+ Yards Total Offense:	473, Sam Darnold (453 P, 20 R), USC, 2016 ^
500+ Yards Total Offense:	542, C. Keenum (532 P, 10 R), Houston, 2011 (OR) *
100+ Yards Receiving:	164, Deonta Burnett & 133, JuJu Smith-Schuster, USC, 2016 ^
150+ Yards Receiving:	164, Deonta Burnett, USC, 2016 ^
200+ Yards Receiving:	228, Patrick Edwards, Houston, 2011 *
10+ Receptions:	13, Deonta Burnett, USC, 2016 ^
70+ Yard Reception:	75, Jalen Fitzpatrick from P.J. Walker, Temple, 2014
80+ Yard Reception:	80, D. Barnes from K. Hess, Youngstown State, 2010
90+ Yard Reception:	99, Thomas Lewis from John Paci, Indiana, 1993
Three Touchdown Receptions:	Deonta Burnett, USC, 2016 ^
Kickoff Return For Touchdown:	96, Solomon Vault, Northwestern, 2015
90-Yard Kickoff Return:	96, Solomon Vault, Northwestern, 2015
100-Yard Kickoff Return:	100, Rashaad Penny, San Diego State, 2015
Punt Return For Touchdown:	75, Venric Mark, Northwestern, 2012
70-Yard Punt Return:	75, Venric Mark, Northwestern, 2012
80-Yard Punt Return:	87, Willie Reid, Florida State, 2005 !
Interception Return For Touchdown:	13, Malik McDowell, Michigan State, 2015
Fumble Return For Touchdown:	12, Ryan Connelly, Wisconsin, 2016 &
Blocked Punt:	Lorenzo Harrison, Maryland, 2016
Blocked Punt For Touchdown:	27, Lerenette McCray, Florida, 2011 \$
Blocked Field Goal:	Josey Jewell, Iowa, 2016
Blocked Extra Point:	Rob Bain (2X), Illinois, 2015
Safety:	Team (snap out of the end zone on punt), Ohio State, 2016
Defensive Extra Point:	99, D.J. Johnson, Iowa, 2002
50-Yard Field Goal:	50, Derek Dimke, Illinois, 2010
Four Field Goals:	Michael Geiger, Michigan State, 2016
^ - Rose Bowl	
\$ - Outback Bowl	
* - TicketCity Bowl	
# - Croke Park Classic (Dublin, Ireland)	
% - Pinstripe Bowl	
! - Orange Bowl	
& - Big Ten Championship Game	
(OR) - Opponent Record	



RECORD WATCH

RUSHING

**RUSHING YARDAGE, CAREER**

1.	3,932	Evan Royster, 2007-10
2.	3,398	Curt Warner, 1979-82
3.	3,320	Tony Hunt, 2003-06
4.	3,301	Blair Thomas, 1985-87, 89
5.	3,256	Curtis Enis, 1995-97
6.	3,227	D.J. Dozier, 1983-86
7.	2,953	Larry Johnson, 1999-2002
8.	2,934	Lydell Mitchell, 1969-71
9.	2,829	Ki-Jana Carter, 1992-94
10.	2,818	Matt Suhey, 1976-79
11.	<b>2,744</b>	<b>Saquon Barkley, 2015-pres</b>
12.	2,639	John Cappelletti, 1972-73

**RUSHING YARDAGE, SEASON**

1.	2,087	Larry Johnson, 2002
2.	1,567	Lydell Mitchell, 1971
3.	1,539	Ki-Jana Carter, 1994
4.	1,522	John Cappelletti, 1973
5.	1,496	Saquon Barkley, 2016
6.	1,414	Blair Thomas, 1987
7.	1,386	Tony Hunt, 2006
8.	1,363	Curtis Enis, 1997
9.	1,341	Blair Thomas, 1989
10.	1,329	Rodney Kinlaw, 2007
11.	1,241	Silas Redd, 2011
12.	1,236	Evan Royster, 2008
13.	1,210	Curtis Enis, 1996
14.	1,169	Evan Royster, 2009
15.	1,117	John Cappelletti, 1972
16.	1,082	Lenny Moore, 1954
17.	1,076	Saquon Barkley, 2015

**RUSHING YARDAGE, GAME**

1.	327	Larry Johnson at Indiana, 2002
2.	279	Larry Johnson vs. Illinois, 2002
3.	279	Larry Johnson vs. Michigan State, 2002
4.	257	Larry Johnson vs. Northwestern, 2002
5.	256	Curt Warner at Syracuse, 1981
6.	250	Shorty Miller vs. Carnegie Tech, 1913
7.	243	Bob Pollard at Rutgers, 1951
8.	241	Curtis Enis vs. USC, 1996
9.	239	Bob Campbell vs. Syracuse, 1968
10.	238	Curt Warner at Nebraska, 1981
11.	227	Ki-Jana Carter vs. Michigan State, 1994
12.	225	Matt Suhey vs. Army, 1979
13.	220	John Cappelletti vs. N.C. State, 1973
14.	214	Blair Thomas vs. Notre Dame, 1987
15.	211	Lydell Mitchell at Iowa, 1971
16.	211	Curtis Enis vs. Ohio State, 1997
17.	211	Eric McCoo vs. Ohio State, 1999
18.	210	Ki-Jana Carter at Minnesota, 1994
19.	209	Lydell Mitchell vs. Maryland, 1971
20.	208	Shelly Hammonds at Boston College, 1990
21.	207	Saquon Barkley at Purdue, 2016
22.	206	Eric McCoo vs. Michigan State, 1998
23.	204	John Cappelletti vs. Ohio U., 1973
24.	202	John Cappelletti at Maryland, 1973
25.	202	Saquon Barkley vs. Maryland, 2016
26.	201	Bill Belton vs. Illinois, 2013

**200-YARD RUSHING GAMES, CAREER**

1.	4	Larry Johnson, 2002
2.	3	John Cappelletti, 1973
3.	2	Lydell Mitchell, 1971
2		Curt Warner, 1981
2		Ki-Jana Carter, 1994
2		Curtis Enis, 1996-97
2		Eric McCoo, 1997-98
2		<b>Saquon Barkley, 2015-pres.</b>

**100-YARD RUSHING GAMES, CAREER**

1.	18	Curt Warner, 1979-82
2.	17	Ki-Jana Carter, 1993-94
3.	17	Curtis Enis, 1995-97
4.	17	Blair Thomas, 1986-89
5.	15	Tony Hunt, 2004-06
6.	15	Lydell Mitchell, 1969-71
7.	15	Evan Royster, 2007-10
8.	13	John Cappelletti, 1972-73
9.	12	Lenny Moore, 1953-55
10.	11	D.J. Dozier, 1983-86
11.	11	Zach Zwinak, 2012-13
11		<b>Saquon Barkley, 2015-pres.</b>
13.	10	Charlie Pittman, 1967-69

**RUSHING TOUCHDOWNS, CAREER**

1.	38	Lydell Mitchell, 1969-71
2.	36	Curtis Enis, 1995-97
3.	34	Ki-Jana Carter, 1992-94
4.	30	Charlie Pittman, 1967-69
5.	29	John Cappelletti, 1972-73
6.	29	Richie Anderson, 1989-92
7.	29	Evan Royster, 2007-10
8.	<b>27</b>	<b>Saquon Barkley, 2015-pres.</b>
9.	26	Matt Suhey, 1976-79
10.	26	Larry Johnson, 1999-2002

**RUSHING TOUCHDOWNS, SEASON**

1.	26	Lydell Mitchell, 1971
2.	23	Ki-Jana Carter, 1994
3.	20	Larry Johnson, 2002
4.	19	Curtis Enis, 1997
5.	18	Richie Anderson, 1992
6.	18	Saquon Barkley, 2016
7.	17	John Cappelletti, 1973
8.	14	Charlie Pittman, 1968
9.	13	Curtis Enis, 1996
10.	13	Bull McCleary, 1907
11.	13	Harry Robb, 1917
12.	13	Curtis Enis, 1996

**LONGEST RUSHING PLAYS**

1.	92 (Not a TD)	Blair Thomas, vs. Syracuse 1986
2.	92	Bill Belton at Indiana, 2014
3.	90	Bill Suter at Navy, 1894
4.	87	Bob Campbell vs. Syracuse, 1968
5.	86	Bob Riddle at West Virginia, 1964
6.	84	Chafie Fields vs. Texas, 1997 Fiesta
7.	84	Larry Johnson vs. Illinois, 2002
8.	83	Ki-Jana Carter vs. Oregon, 1995 Rose
9.	81	Saquon Barkley at Purdue, 2016
10.	80	8 tied
11.	79	<b>Saquon Barkley vs. Akron, 2017</b>
12.	79	Sparky Brown vs. Bucknell, 1942
13.	79	Lenny Moore at Pittsburgh, 1953
14.	79	Saquon Barkley vs. USC, 2016

PASSING

**PASSING YARDS, CAREER**

1.	8,457	Christian Hackenberg, 2013-15
2.	7,212	Zack Mills, 2001-04
3.	6,390	Matt McGloin, 2009-12
4.	5,869	Tony Sacca, 1988-91
5.	5,742	Daryll Clark, 2006-09
6.	5,382	Chuck Fusina, 1975-78
7.	5,304	Kerry Collins, 1991-94
8.	5,275	Anthony Morelli, 2004-07
9.	4,812	Todd Blackledge, 1980-82
10.	4,419	Wally Richardson, 1992, 94-96
11.	<b>4,079</b>	<b>Trace McSorley, 2015-pres.</b>

**PASSING YARDS, SEASON**

1.	3,360	Trace McSorley, 2016
2.	3,271	Matt McGloin, 2012
3.	3,003	Daryll Clark, 2009
4.	2,977	Christian Hackenberg, 2014
5.	2,955	Christian Hackenberg, 2013
6.	2,679	Kerry Collins, 1994
7.	2,651	Anthony Morelli, 2007
8.	2,592	Daryll Clark, 2008
9.	2,525	Christian Hackenberg, 2015
10.	2,488	Tony Sacca, 1991

**PASSING YARDAGE, GAME**

1.	454	Christian Hackenberg vs. UCF, 2014
2.	399	Zack Mills vs. Iowa, 2002
3.	395	Matt McGloin vs. Indiana, 2012
4.	384	Trace McSorley vs. Wisconsin, 2016
5.	379	Michael Robinson vs. Wisconsin, 2003
6.	376	Trace McSorley vs. Michigan State, 2016
7.	371	Christian Hackenberg vs. Boston Coll., 2014
8.	366	Mike McQueary vs. Pitt, 1997
9.	358	Todd Blackledge at Miami (Fla.), 1981
10.	353	Daryll Clark vs. Akron, 2009
11.	352	Kerry Collins at Michigan State, 1993
12.	341	Daryll Clark vs. Michigan State, 2008
13.	340	Christian Hackenberg at Indiana, 2013
14.	339	Christian Hackenberg at Wisconsin, 2013
15.	335	Trace McSorley vs. Minnesota, 2016
16.	332	Trace McSorley at Pitt, 2016
17.	332	Trace McSorley at Indiana, 2016

**LONGEST PASS PLAYS**

1.	92	Bob Higgins from Bill Hess at Pitt, 1919
2.	86	Jim Scott from Steve Joachim at Navy, 1971
3.	82	Eric Hamilton from Matt Knizner vs. Pitt, 1986
4.	82	Freddie Scott from Kerry Collins vs. Rutgers, 1994
5.	80	Paul Johnson from Tom Sherman at Maryland, 1967
6.	80	Dean DiMidio from Doug Strang vs. Alabama, 1983
7.	80	Stephfon Green from Pat Devlin vs. Michigan, 2008
8.	80	Derek Moye from Rob Bolden vs. Illinois, 2010
8.	80	Ivin Charles from Trace McSorley vs. Minnesota, 2016

**300-YARD PASSING GAMES, CAREER**

1.	9	Christian Hackenberg, 2013-15
2.	6	Matt McGloin, 2009-12
3.	<b>5</b>	<b>Trace McSorley, 2015-pres.</b>
4.	4	Kerry Collins, 1991-94
5.	3	Daryll Clark, 2006-09

**300-YARD PASSING GAMES, SEASON**

1.	5	Trace McSorley, 2016
2.	4	Matt McGloin, 2012
3.	4	Christian Hackenberg, 2013
4.	4	Christian Hackenberg, 2014
5.	2	Kerry Collins, 1994
6.	2	Daryll Clark, 2009

**200-YARD PASSING GAMES, CAREER**

1.	21	Christian Hackenberg, 2013-15
2.	18	Matt McGloin, 2009-12
3.	16	Kerry Collins, 1991-94
4.	16	Zack Mills, 2001-04
5.	14	Daryll Clark, 2006-09
6.	<b>12</b>	<b>Trace McSorley, 2015-pres.</b>
7.	11	Chuck Fusina, 1975-78
8.	11	Tony Sacca, 1988-91
9.	11	Anthony Morelli, 2004-07
10.	9	Todd Blackledge, 1980-82
11.	9	Wally Richardson, 1992, 94-96

**200-YARD PASSING GAMES, SEASON**

1.	11	Matt McGloin, 2012
2.	11	Trace McSorley, 2016
3.	10	Kerry Collins, 1994
4.	9	Christian Hackenberg, 2013
5.	8	Daryll Clark, 2009
6.	7	Todd Blackledge, 1982
7.	7	Michael Robinson, 2005
8.	6	Wally Richardson, 1995
9.	6	Mike McQueary, 1997

**PASS COMPLETIONS, CAREER**

1.	693	Christian Hackenberg, 2013-15
2.	606	Zack Mills, 2001-04
3.	513	Matt McGloin, 2009-12
4.	460	Anthony Morelli, 2004-07
5.	444	Daryll Clark, 2006-09
6.	401	Tony Sacca, 1988-91
7.	378	Wally Richardson, 1992, 94-96
8.	371	Chuck Fusina, 1975-78
9.	370	Kerry Collins, 1991-94
10.	341	Todd Blackledge, 1980-82
--	<b>262</b>	<b>Trace McSorley, 2015-pres.</b>

**PASS COMPLETIONS, SEASON**

1.	270	Matt McGloin, 2012
2.	270	Christian Hackenberg, 2014
3.	234	Anthony Morelli, 2007
4.	232	Daryll Clark, 2009
5.	231	Christian Hackenberg, 2013
6.	224	Trace McSorley, 2016
7.	208	Anthony Morelli, 2006
8.	192	Daryll Clark, 2008
9.	192	Christian Hackenberg, 2015
10.	193	Wally Richardson, 1995

**PASS ATTEMPTS, CAREER**

1.	1235	Christian Hackenberg, 2013-15
2.	1082	Zack Mills, 2001-04
3.	894	Matt McGloin, 2009-12
4.	824	Tony Sacca, 1988-91
5.	821	Anthony Morelli, 2004-07
6.	814	Zack Mills, 2001-04
7.	738	Daryll Clark, 2006-09
8.	692	Wally Richardson, 1992, 94-96
9.	665	Chuck Fusina, 1975-78
10.	658	Todd Blackledge, 1980-82
--	<b>452</b>	<b>Trace McSorley, 2015-pres.</b>

**PASS ATTEMPTS, SEASON**

1.	484	Christian Hackenberg, 2014
2.	446	Matt McGloin, 2012
3.	402	Anthony Morelli, 2007
4.	392	Christian Hackenberg, 2013
5.	387	Trace McSorley, 2016
6.	386	Anthony Morelli, 2006
7.	381	Daryll Clark, 2009
8.	359	Christian Hackenberg, 2015
9.	335	Wally Richardson, 1995
10.	333	Zack Mills, 2002

**PASSING TOUCHDOWNS, CAREER**

1.	48	Christian Hackenberg, 2013-15
2.	46	Matt McGloin, 2009-12
3.	43	Daryll Clark, 2006-09
4.	41	Todd Blackledge, 1980-82
5.	41	Tony Sacca, 1988-91
6.	41	Zack Mills, 2001-04
7.	39	Kerry Collins, 1991-94
8.	37	Chuck Fusina, 1975-78
9.	<b>33</b>	<b>Trace McSorley, 2015-pres.</b>
10.	31	Anthony Morelli, 2004-07

**PASSING TOUCHDOWNS, SEASON**

1.	29	Trace McSorley, 2016
2.	24	Daryll Clark, 2009
3.	24	Matt McGloin, 2012
4.	22	Todd Blackledge, 1982
5.	21	Tony Sacca, 1991
6.	21	Kerry Collins, 1994
7.	20	Christian Hackenberg, 2013
8.	19	Doug Strang, 1983
9.	19	Anthony Morelli, 2007
10.	19	Daryll Clark, 2008

**PASSING TOUCHDOWNS, GAME**

1.	5	Tony Sacca vs. Georgia Tech, 1991
2.	5	Rashard Casey vs. La. Tech, 2000
3.	4	Tom Sherman vs. Pittsburgh, 1967
4.	4	Chuck Fusina vs. Syracuse, 1978
4.	4	Todd Blackledge vs. Temple, 1982
4.	4	Todd Blackledge vs. Maryland, 1982
4.	4	Todd Blackledge vs. Rutgers, 1982
4.	4	John Sacca vs. Minnesota, 1993
4.	4	Kerry Collins vs. Rutgers, 1993
4.	4	Wally Richardson vs. Auburn, 1995
4.	4	Zack Mills vs. Iowa, 2002
4.	4	Michael Robinson at Illinois, 2005
4.	4	Anthony Morelli vs. Buffalo, 2007
4.	4	Daryll Clark vs. Michigan State, 2008
4.	4	Matt McGloin vs. Northwestern, 2010
4.	4	Matt McGloin vs. Navy, 2012
4.	4	Matt McGloin vs. Indiana, 2012
4.	4	Christian Hackenberg at Wisconsin, 2013
4.	4	Christian Hackenberg vs. Boston Coll., 2014
4.	4	Trace McSorley vs. Michigan State, 2016
4.	4	Trace McSorley vs. Wisconsin, 2016
4.	4	Trace McSorley vs. USC, 2016

**PASSING TD PERCENTAGE, CAREER**

1.	9.14	Elwood Petchel, 1946-48
2.	7.67	Tom Shuman, 1972-74
3.	<b>7.30</b>	<b>Trace McSorley, 2015-pres.</b>
4.	7.17	Mike McQueary, 1994-97
5.	6.76	Galen Hall, 1959-61
6.	6.76	Pete Liske, 1961-63
7.	6.48	John Sacca, 1992-93
8.	6.37	John Hufnagel, 1970-72
9.	6.23	Todd Blackledge, 1980-82
10.	5.94	Kerry Collins, 1991-94

RECORD WATCH

PASSING TD PERCENTAGE, SEASON

1.	8.08	Tom Shuman, 1973
2.	7.95	Kerry Collins, 1994
3.	7.85	Kevin Thompson, 1999
4.	7.53	Todd Blackledge, 1982
5.	7.49	Trace McSorley, 2016
6.	7.41	Pete Liske, 1962
7.	7.35	John Hufnagel, 1971
8.	7.34	Doug Strang, 1983
9.	7.19	Tony Sacca, 1991
10.	6.94	John Hufnagel, 1972

YARDS PER PASS ATTEMPT, CAREER

1.	9.02	Trace McSorley, 2015-pres.
2.	8.89	Mike McQueary, 1994-97
3.	8.69	John Hufnagel, 1970-72
4.	8.09	Chuck Fusina, 1975-78
5.	8.07	Kerry Collins, 1991-94
6.	7.91	Tom Shuman, 1972-74
7.	7.78	Daryll Clark, 2006-09
8.	7.49	Kevin Thompson, 1996-99
9.	7.46	Tom Sherman, 1965-67
10.	7.31	Todd Blackledge, 1980-82

YARDS PER PASS ATTEMPT, SEASON

1.	10.15	Kerry Collins, 1994
2.	9.44	John Hufnagel, 1972
3.	9.33	Trace McSorley, 2016
4.	9.03	Chuck Fusina, 1977
5.	9.00	Milt Plum, 1956
6.	8.71	John Hufnagel, 1971
7.	8.67	Mike McQueary, 1997
8.	8.54	Tom Shuman, 1973
9.	8.52	Tony Sacca, 1991
10.	8.07	Daryll Clark, 2008

PASSING EFFICIENCY, CAREER

1.	153.9	Trace McSorley, 2015-pres.
2.	145.6	Mike McQueary, 1994-97
3.	140.8	John Hufnagel, 1970-72
4.	140.4	Daryll Clark, 2006-09
5.	137.3	Kerry Collins, 1991-94
6.	136.7	Tom Shuman, 1972-74
7.	132.5	Chuck Fusina, 1975-78
8.	128.3	Matt McGloin, 2009-12
9.	127.7	Pete Liske, 1961-63
10.	127.0	Tom Bill, 1987-90

PASSING EFFICIENCY, SEASON

1.	172.9	Kerry Collins, 1994
2.	156.9	Trace McSorley, 2016
3.	151.8	John Hufnagel, 1971
4.	149.8	Tony Sacca, 1991
5.	148.0	John Hufnagel, 1972
6.	146.4	Chuck Fusina, 1977
7.	145.0	Mike McQueary, 1997
8.	143.7	Tom Shuman, 1973
9.	143.4	Daryll Clark, 2008
10.	142.6	Daryll Clark, 2009

INT. PERCENTAGE, CAREER

1.	1.99	Trace McSorley, 2015-pres.
2.	2.02	Wally Richardson, 1992, 94-96
3.	2.10	Matt McGloin, 2009-12
4.	2.14	Anthony Morelli, 2004-07
5.	2.17	Daryll Clark, 2006-09
6.	2.31	John Sacca, 1992-93
7.	2.31	Anthony Morelli, 2004-07
8.	2.51	Christian Hackenberg, 2013-15
9.	2.82	Pete Liske, 1961-63
10.	2.83	Rashard Casey, 1997-2000

INT. PERCENTAGE, SEASON

1.	1.12	Matt McGloin, 2012
2.	1.46	Kerry Collins, 1992
3.	1.67	Christian Hackenberg, 2015
4.	1.71	Tony Sacca, 1991
5.	1.79	Wally Richardson, 1995
6.	1.86	Daryll Clark, 2008
7.	1.94	John Sacca, 1992
8.	1.96	John Shaffer, 1986
9.	2.07	Anthony Morelli, 2006
10.	2.07	Trace McSorley, 2016

RECEIVING

RECEIVING YARDAGE, CAREER

1.	3,026	Bobby Engram, 1991, 93-95
2.	2,771	Deon Butler, 2005-08
3.	2,474	Allen Robinson, 2011-13
4.	2,421	Chris Godwin, 2014-16
5.	2,395	Derek Moye, 2008-11
6.	2,059	DaeSean Hamilton, 2014-pres.
7.	2,015	Jordan Norwood, 2005-08
8.	2,008	Bryant Johnson, 1999-2002
9.	2,006	Kenny Jackson, 1980-83
10.	1,988	O.J. McDuffie, 1988-92
11.	1,894	Joe Jurevicius, 1994-97
12.	1,837	Jack Curry, 1965-67
13.	1,825	Terry Smith, 1988-91
14.	1,743	Derrick Williams, 2005-08
15.	1,702	Tony Johnson, 2000-03
16.	1,520	Freddie Scott, 1993-95
17.	1,437	Chafie Fields, 1996-99
18.	1,343	Ted Kwalick, 1966-68
19.	1,263	Scott Fitzkee, 1975-78
20.	1,222	David Daniels, 1988-90
21.	1,132	Eddie Drummond, 1998-2001
22.	1,058	Jimmy Cefalo, 1974-77
23.	1,038	Dan Natale, 1972-74
24.	1,016	Mickey Shuler, 1975-77
25.	976	Mike Gesicki, 2014-pres.

RECEIVING YARDAGE, SEASON

1.	1,432	Allen Robinson, 2013
2.	1,101	Chris Godwin, 2015
3.	1,084	Bobby Engram, 1995
4.	1,029	Bobby Engram, 1994
5.	1,013	Allen Robinson, 2012
6.	982	Chris Godwin, 2016
7.	977	O.J. McDuffie, 1992
8.	973	Freddie Scott, 1994
9.	917	Bryant Johnson, 2002
10.	899	DaeSean Hamilton, 2014

RECEIVING YARDAGE, GAME

1.	216	Deon Butler vs. Northwestern, 2006
2.	212	O.J. McDuffie vs. Boston College, 1992
3.	203	Bobby Engram at Purdue, 1995
4.	2001	Bobby Engram vs. Rutgers, 1994
5.	197	Allen Robinson vs. Indiana, 2012
6.	187	Chris Godwin vs. USC, 2016
7.	177	Chafie Fields at Miami (Fla.), 1999
8.	175	Bobby Engram at Rutgers, 1995
9.	173	Allen Robinson at Indiana, 2013
10.	173	Allen Robinson at Ohio State, 2013
11.	173	Geno Lewis vs. UCF, 2014
12.	169	Bobby Engram vs. Michigan St., 1994
13.	165	Terry Smith at USC, 1991
14.	165	Bobby Engram vs. Minnesota, 1993
15.	165	Allen Robinson vs. Illinois, 2013
16.	165	DaeSean Hamilton vs. UCF, 2014
17.	158	Kenny Jackson at Pittsburgh, 1981
18.	158	Derek Moye at Indiana, 2011
19.	156	Joe Jurevicius at Indiana, 1996
20.	155	Len Krouse at Syracuse, 1940
21.	155	Saeed Blacknall vs. Wisconsin, 2016

100-YD RECEIVING GAMES, CAREER

1.	16	Bobby Engram, 1993-95
2.	10	Allen Robinson, 2012-2013
3.	9	Joe Jurevicius, 1996-97
4.	9	Chris Godwin, 2014-16
5.	8	Bryant Johnson, 2001-02
6.	7	O.J. McDuffie, 1991-92
7.	6	Deon Butler, 2005-08
8.	6	Kenny Jackson, 1981-83
9.	6	Derek Moye, 2009-11
10.	6	Freddie Scott, 1994-95
11.	6	Terry Smith, 1990-91
12.	5	DaeSean Hamilton, 2014-pres.
13.	4	Ted Kwalick, 1967-68
14.	4	Jordan Norwood, 2005-08
15.	3	Eight Tied
16.	2	Seven Tied
17.	2	Saeed Blacknall, 2015-pres.

100-YD RECEIVING GAMES, SEASON

1.	8	Allen Robinson, 2013
2.	6	Bobby Engram, 1993
3.	6	Bobby Engram, 1995
4.	5	O.J. McDuffie, 1992
5.	5	Freddie Scott, 1994
6.	5	Joe Jurevicius, 1996
7.	5	Bryant Johnson, 2001
8.	5	Chris Godwin, 2016
9.	4	Bobby Engram, 1994
10.	4	Joe Jurevicius, 1997
11.	4	DaeSean Hamilton, 2014

RECEPTIONS, CAREER

1.	179	Deon Butler, 2005-08
2.	177	Allen Robinson, 2011-13
3.	167	Bobby Engram, 1991, 93-95
4.	164	DaeSean Hamilton, 2014-pres.
5.	161	Derrick Williams, 2005-08
6.	158	Jordan Norwood, 2005-08
7.	154	Chris Godwin, 2014-16
8.	144	Derek Moye, 2008-11
9.	125	O.J. McDuffie, 1988-92
10.	117	Jack Curry, 1965-67

RECEPTIONS, SEASON

1.	97	Allen Robinson, 2013
2.	82	DaeSean Hamilton, 2014
3.	77	Allen Robinson, 2012
4.	69	Chris Godwin, 2015
5.	63	O.J. McDuffie, 1992
6.	63	Bobby Engram, 1995
7.	59	Chris Godwin, 2016
8.	55	Terry Smith, 1991
9.	55	Derrick Williams, 2007
10.	55	Geno Lewis, 2014
11.	53	Derek Moye, 2010
12.	52	Bobby Engram, 1994
13.	51	Bryant Johnson, 2002
14.	48	Four Tied
15.	48	Mike Gesicki, 2016

RECEIVING TOUCHDOWNS, CAREER

1.	31	Bobby Engram, 1991, 93-95
2.	25	Kenny Jackson, 1980-83
3.	22	Deon Butler, 2005-08
4.	18	Derek Moye, 2008-11
5.	18	Chris Godwin, 2014-16
6.	17	Allen Robinson, 2011-13
7.	16	O.J. McDuffie, 1988-92
8.	15	Terry Smith, 1988-91
9.	15	Joe Jurevicius, 1994-97
10.	13	Jordan Norwood, 2005-08
11.	9	DaeSean Hamilton, 2014-pres.
12.	8	Mike Gesicki, 2014-pres.

TOTAL OFFENSE/ALL-PURPOSE

TOTAL OFFENSE, CAREER

Total	Rush	Pass	
1.	8,215	-242	8,457 Christian Hackenberg, 2013-15
2.	7,796	584	7,212 Zack Mills, 2001-04
3.	6,361	619	5,742 Daryll Clark, 2006-09
4.	6,000	131	5,869 Tony Sacca, 1988-91
5.	5,745	-59	5,686 Matt McGloin, 2009-12
6.	5,300	-4	5,296 Kerry Collins, 1991-94
7.	5,168	1637	3,531 Michael Robinson, 2002-05
8.	5,162	-220	4,942 Chuck Fusina, 1975-78
9.	5,154	-121	5,033 Anthony Morelli, 2004-07
10.	4,911	99	4,812 Todd Blackledge, 1980-82
11.	4,535	456	4,079 Trace McSorley, 2015-pres.
12.	4,212	667	3,545 John Hufnagel, 1970-72

TOTAL OFFENSE, SEASON

Total	Rush	Pass	
1.	3,979	212	3,614 Trace McSorley, 2016
2.	3,215	-51	3,266 Matt McGloin, 2012
3.	3,214	211	3,003 Daryll Clark, 2009
4.	3,156	806	2,350 Michael Robinson, 2005
5.	2,887	-68	2,955 Christian Hackenberg, 2013
6.	2,883	-94	2,977 Christian Hackenberg, 2014
7.	2,874	282	2,592 Daryll Clark, 2008
8.	2,660	-19	2,679 Kerry Collins, 1994
9.	2,638	-13	2,651 Anthony Morelli, 2007
10.	2,618	201	2,417 Zack Mills, 2002

TOTAL OFFENSE, GAME

Total	Rush	Pass	
1.	456	2	454 C. Hackenberg vs. UCF, 2014
2.	418	138	280 Z. Mills vs. Ohio State, 2001
3.	408	73	335 T. McSorley vs. Minnesota, 2016
4.	398	19	379 M. Robinson vs. Wisconsin, 2003
5.	389	-10	399 Z. Mills vs. Iowa, 2002
6.	389	13	376 T. McSorley vs. Michigan St., 2016
7.	369	67	302 R. Casey vs. Iowa, 2000
8.	364	-20	364 T. McSorley vs. Wisconsin, 2016
9.	363	92	271 J. Hufnagel at Boston College, 1972
10.	363	125	238 M. Robinson vs. Wisconsin, 2005
11.	363	-32	395 M. McGloin vs. Indiana, 2012

ALL-PURPOSE YARDS, CAREER

Total	Rush	Rec.	Ret.	
1.	5,045	2,953	681	1,411 Larry Johnson, 1999-2002
2.	4,982	3,398	662	922 Curt Warner, 1979-82
3.	4,512	3,301	477	734 Blair Thomas, 1985-87, 89
4.	4,502	3,932	562	8 Evan Royer, 2007-10
5.	4,231	3,320	799	112 Tony Hunt, 2003-06
6.	4,156	594	1,743	1,819 Derrick Williams, 2005-08
7.	4,043	155	3,026	862 Bobby Engram, 1991, 93-95
8.	4,034	3,256	506	272 Curtis Enis, 1995-97
9.	3,904	2,934	470	500 Lydell Mitchell, 1969-71
10.	3,895	3,227	613	55 D.J. Dozier, 1983-86
11.	3,817	330	1,988	1,499 O.J. McDuffie, 1988-92
12.	3,735	2,639	207	889 John Cappelletti, 1971-73
13.	3,549	2,818	328	403 Matt Suhey, 1976-79
14.	3,543	2,380	89	1,074 Lenny Moore, 1953-55
15.	3,455	2,744	617	94 Saquon Barkley, 2015-pres.
16.	3,436	2,518	726	192 Eric McCoo, 1998-2001

ALL-PURPOSE YARDS, SEASON

Total	Rush	Rec.	Ret.	
1.	2,655	2,087	349	219 Larry Johnson, 2002
2.	1,972	1,496	402	74 Saquon Barkley, 2016
3.	1,831	133	977	721 O.J. McDuffie, 1992
4.	1,772	1,414	300	58 Blair Thomas, 1987
5.	1,754	1,567	154	33 Lydell Mitchell, 1971
6.	1,743	1,539	123	81 Ki-Jana Carter, 1994
7.	1,645	1,386	259	0 Tony Hunt, 2006
8.	1,607	1,522	69	16 John Cappelletti, 1973
9.	1,578	1,363	215	0 Curtis Enis, 1997
10.	1,535	1,341	118	76 Blair Thomas, 1989

ALL-PURPOSE YARDS, GAME

Total	Rush	Rec.	Ret.	
1.	341	256	20	65 C. Warner at Syracuse, 1981
2.	327	327	0	0 L. Johnson at Indiana, 2002
3.	306	194	55	57 Saquon Barkley vs. USC, 2016
4.	302	115	0	187 H. Wilson vs. Navy

RECORD WATCH

PUNTING AVERAGE, SEASON

(Minimum 30 punts)

1.	43.6	Ralph Giacommaro, 1981
2.	43.3	Ralph Giacommaro, 1980
	43.3	Jeremy Boone, 2009
4.	43.0	Jeremy Boone, 2007
	43.0	Jeremy Boone, 2008
6.	42.9	John Bruno Jr., 1985
7.	42.8	Blake Gillikin, 2016
8.	42.6	George Reynolds, 1983
	42.6	Pat Pidgeon, 1997
	42.6	Pat Pidgeon, 1998

PUNTING AVERAGE, GAME

(Minimum 4 punts)

1.	54.8	Ralph Giacommaro at Syracuse, 1981
2.	52.4	Bob Campbell vs. Miami (Fla.), 1968
3.	52.0	Jeremy Kapinos vs. Purdue, 2004
4.	51.4	Jeremy Boone vs. Texas A&M, 2007
5.	51.0	Doug Helkowski vs. Texas, 1990
6.	50.8	Blake Gillikin vs. USC, 2016
7.	50.5	Jeremy Kapinos at Ohio State, 2004
	50.5	Jeremy Kapinos at Ohio State, 2006
9.	49.5	Jeremy Boone at Illinois, 2009
10.	48.8	Chris Gulla vs. Akron, 2014
11.	48.7	Jeremy Kapinos vs. Boston College, 2003

LONGEST PUNTS

1.	89	Coop French at Iowa, 1930
2.	78	Jeremy Kapinos at Ohio State, 2004
3.	76	Chris Clauss vs. Rutgers, 1987
4.	74	Anthony Fera at Iowa, 2010
5.	73	Milt Plum at Ohio State, 1956
6.	71	Joe Colone at Syracuse, 1946
7.	71	John Bruno Jr. vs. Boston College, 1985
8.	70	Coop French at Iowa, 1930
	70	Joe Colone at Syracuse, 1946
	70	Jeremy Kapinos vs. Purdue, 2004
	70	Jeremy Boone at Illinois, 2007
12.	69	Bob Parsons at Colorado, 1970
	69	Anthony Fera vs. Purdue, 2011
	69	Blake Gillikin at Pitt, 2016
15.	68	Jeremy Kapinos at Ohio State, 2006
	68	Jeremy Boone at Indiana, 2007
17.	67	Joe Colone vs. Navy, 1947
	67	Art Betts vs. Michigan State, 1951
	67	Wayne Corbett at Pittsburgh, 1965
20.	66	Frank Hershey vs. Maryland, 1964
	66	Jeremy Boone at Illinois, 2009
	66	Alex Butterworth vs. Michigan, 2013
23.	65	W.G. Cooper vs. Villanova, 1935
	65	Tom Cherry vs. UCLA, 1967
	65	Bob Parsons vs. Colorado, 1969
	65	Blake Gillikin vs. USC, 2016

KICKING

FIELD GOALS, CAREER

FG	FGA	Pct.	
1.	78	107	72.9 Kevin Kelly, 2005-08
2.	54	75	72 Sam Ficken, 2011-14
3.	50	80	62.5 Craig Fayak, 1990-93
4.	47	63	74.6 Travis Forney, 1996-99
5.	45	61	73.7 Brett Conway, 1993-96
6.	40	59	67.6 Massimo Manca, 1982, 84-86
7.	39	61	63.9 Matt Bahr, 1976-78
	39	61	63.9 Robbie Gould, 2001-04
9.	38	49	77.6 Nick Gancitano, 1981-84
10.	36	48	75 Collin Wagner, 2007-10
11.	35	63	55.6 Chris Bahr, 1973-75
12.	31	34	91.2 Tyler Davis, 2015-pres.

FIELD GOALS, SEASON

FG	FGA	Pct.	
1.	24	29	82.8 Sam Ficken, 2014
2.	22	27	81.5 Matt Bahr, 1978
	22	34	64.7 Kevin Kelly, 2006
	22	24	91.7 Tyler Davis, 2016
5.	21	26	80.8 Massimo Manca, 1985
	21	26	80.8 Travis Forney, 1999
7.	20	29	68.9 Travis Forney, 1998
	20	26	76.9 Kevin Kelly, 2007
	20	24	83.3 Kevin Kelly, 2008
	20	25	80 Collin Wagner, 2010

SCORING

SCORING, CAREER

Points	TD	PAT	FG	
1.	425	1	*183	78 Kevin Kelly, 2005-08
2.	282	0	132	50 Craig Fayak, 1990-93
3.	276	0	141	45 Brett Conway, 1993-96
4.	271	0	109	54 Sam Ficken, 2011-14
5.	258	0	117	47 Travis Forney, 1996-99
6.	246	41	0	0 Lydell Mitchell, 1969-71
7.	232	0	115	39 Robbie Gould, 2001-04
8.	230	38	**0	0 Curtis Enis, 1995-97
9.	206	0	86	40 Massimo Manca, 1982, 84-86
	206	34	**0	0 Larry Johnson, 1999-2002
11.	204	34	0	0 Ki-Jana Carter, 1992-94
12.	198	33	0	0 Curt Warner, 1979-82
13.	192	32	0	0 Charlie Pittman, 1967-69
	192	32	0	0 Bobby Ingram, 1991, 93-95
	192	32	0	0 Saquon Barkley, 2015-pres
16.	191	0	74	39 Matt Bahr, 1976-78
	191	0	83	36 Collin Wagner, 2007-10
--	173	0	80	31 Tyler Davis, 2015-pres.

\*2-pt conversion run; \*\*2-pt conversion reception

SCORING, SEASON

Points	TD	PAT	FG	
1.	174	29	0	0 Lydell Mitchell, 1971
2.	140	23	**0	0 Larry Johnson, 2002
3.	138	23	0	0 Ki-Jana Carter, 1994
4.	132	22	0	0 Saquon Barkley, 2016
5.	128	0	62	22 Tyler Davis, 2016
6.	122	20	**0	0 Curtis Enis, 1997
7.	120	0	60	20 Kevin Kelly, 2008
8.	119	11	--	-- Pete Mauthe, 1909
9.	116	19	0	0 Richie Anderson, 1992
10.	110	1	44	20 Kevin Kelly, 2007
11.	107	0	44	21 Travis Forney, 1999
12.	102	17	0	0 John Cappelletti, 1973

\*2-pt conversion run; \*\*2-pt conversion reception

SCORING, GAME

Points	TD	PAT	FG	
1.	36	6	0	0 H. Robb vs. Gettysburg, 1917
2.	33	4	9	0 C. Forkum at Pitt, 1903
3.	*32	3	10	0 C. Atherton vs. Gettysburg, 1894
4.	30	5	0	0 S. Miller vs. Carnegie Tech, 1913
	30	5	0	0 L. Mitchell at Navy, 1971
	30	5	0	0 L. Mitchell vs. Maryland, 1971
	30	5	0	0 K. Carter vs. Michigan State, 1994
	30	5	0	0 S. Barkley at Pitt, 2016
9.	28	4	4	0 J. Roepke vs. Gettysburg, 1927
10.	25	4	1	0 T. Sherman vs. Cal, 1966

\*Prior to 1897, 4 pts. were awarded for TDs and 2 pts. for PATs

DEFENSE

TACKLES, CAREER

1.	419	Dan Connor, 2004-07
2.	372	Paul Posluszny, 2003-06
3.	343	Greg Buttle, 1973-75
4.	325	Sean Lee, 2005-07, 09
5.	315	Brian Gelzheiser, 1991-94
6.	294	Mike Hull, 2011-14
7.	287	Dennis Onkotz, 1967-69
8.	274	John Skorupan, 1970-72
	274	Shane Conlan, 1983-86
10.	273	Brandon Short, 1996-99
11.	261	Glenn Carson, 2010-13
12.	257	Andre Collins, 1986-89
	257	Drew Astorino, 2008-11
14.	256	Trey Bauer, 1984-87
15.	255	Jim Nelson, 1994-97
--	252	Marcus Allen, 2014-pres.
--	201	Jason Cabinda, 2014-pres.

TACKLES, GAME

1.	24	Greg Buttle at West Virginia, 1974
	24	Bill Banks at NC State, 1977
3.	23	Greg Buttle at NC State, 1974
4.	22	Ron Crosby vs. Ohio, 1974
	22	Paul Posluszny at Northwestern, 2005
	22	Marcus Allen vs. Minnesota, 2016
7.	21	Buddy Tesner at West Virginia, 1974
	21	Lance Mehl at Ohio State, 1978
	21	Scott Radevic at Pittsburgh, 1983
	21	Trey Bauer vs. Rutgers, 1985
11.	20	Ed O'Neil at Boston College, 1972
	20	Tom Hull vs. Iowa, 1973
	20	Jim Rosecrans at NC State, 1974
	20	Jim Rosecrans at West Virginia, 1974
	20	Rick Donaldson at NC State, 1977



**GAME 1**

**AKRON 0**



vs.



**52 PENN STATE**

BEAVER STADIUM  
ABC      SEPT. 2, 2017  
ATTN: 101,684



**GAME RECAPS**

**UNIVERSITY PARK, Pa.** - No. 6 Penn State excelled in all three phases against Akron, totaling 569 yards of offense, earning a shutout and returning a punt for a touchdown in a 52-0 victory in the football season opener for both teams in Beaver Stadium.

Saquon Barkley led a Penn State rushing attack that totaled 247 yards with 172 markers and two touchdowns on 14 carries, and he totaled 246 all-purpose yards with the addition of 54 receiving yards and 20 kickoff return yards. Quarterback Trace McSorley threw for 280 yards and two touchdowns, both of which went to tight end Mike Gesicki, who caught a career-high six passes for 58 yards. The unit's 569 yards of total offense were its most since recording 599 last season vs. Iowa.

Defensively, Penn State did not allow Akron past midfield in the first half, holding the Zips to just 69 yards, while the offense gained 358 en route to a 35-0 lead at halftime. PSU's shutout was the first in a season opener since a 59-0 win over FIU in 2007. The defense also combined for 14 tackles for loss for 36 yards for its most TFLs since tallying 15 at Temple in 2015.

- WR Juwan Johnson – Johnson also enjoyed a career day, hauling in four passes for 84 yards.
- WR/PR DeAndre Thompkins – Thompkins returned four punts for 127 yards, including a 61-yard touchdown. It was the first punt return for a touchdown for Penn State since Derrick Williams returned one 63 yards at Wisconsin in 2008.
- Defense – LBs Jarvis Miller and Manny Bowen and DT Tyrell Chavis led Penn State with five tackles each. Chavis made 3.0 tackles for loss to lead Penn State to 14 on the afternoon and also assisted on a sack with DT Curtis Cothran. Miller also tallied a sack, as did DE Ryan Buchholz. CB Amani Oruwariye had the lone turnover with an interception in the first quarter.

**Akron**

- S Zach Guiser – Guiser led the Zips with 10 tackles, including eight solo and one behind the line, and he intercepted a McSorley pass in the end zone on Penn State's opening drive.

**First Quarter (Penn State 14, Akron 0)**

Penn State overcame an opening drive interception to build a 14-0 lead in the first quarter, returning a punt for a touchdown and getting a pick, as well. The Nittany Lions outgained the Zips 136 yards to 26, holding a 52-yard to 4-yard advantage on the ground.

Thompkins returned the punt 61 yards for a touchdown for the game's first score, and then McSorley connected with Mike Gesicki for a 13-yard touchdown pass with 49 seconds remaining in the quarter.

**Second Quarter (Penn State 35, Akron 0)**

The Zips forced a fair catch at the Penn State 13, but Barkley immediately flipped the poor field position with an 80-yard run, on which his heel was ruled to clip the out-of-bounds line at the Akron 7. Barkley carried the ball to the 4-yard line and then McSorley walked the ball into the end zone for a 21-0 lead.

After an Akron three-and-out, completions of 28 yards to Johnson and 35 yards to Gesicki keyed another Penn State touchdown drive. Gesicki's catch moved the Lions to the 9, and Barkley finished the drive off with a 6-yard run followed by a 3-yard run into the end zone for a 28-0 advantage.

Relentless pressure from the Penn State defense continued and gave Penn State the ball back at the Akron 45 with 2:14 remaining in the second quarter. McSorley converted a fourth-and-2 with a 7-yard completion down the sideline to Johnson, and then Barkley broke free around the left edge for a 30-yard touchdown run.

**The Rest**

Penn State added a field goal and two more touchdowns, while not letting up on defense.

**SCORING SUMMARY**

	1	2	3	4	OT	F
<b>UA</b>	0	0	0	0	-	0
<b>PSU</b>	14	21	10	7	-	52

1st	8:13	PSU		0-7
			DeAndre Thompkins 61 yd punt return (Davis kick)	
	0:49	PSU	10-75/4:49/0-14	
			Mike Gesicki 13 yd pass from McSorley (Davis kick)	
2nd	8:48	PSU	3-87/0:51/0-21	
			Trace McSorley 4 yd run (Davis, Tyler kick)	
	4:49	PSU	5-62/2:30/0-28	
			Saquon Barkley 3 yd run (Davis kick)	
	0:23	PSU	5-45/1:51/0-35	
			Saquon Barkley 30 yd run (Davis kick)	
3rd	6:01	PSU	8-62/4:03/0-38	
			Tyler Davis 47 yd field goal	
	1:02	PSU	3-58/1:23/0-45	
			Mike Gesicki 2 yd pass from McSorley (Davis kick)	
4th	10:20	PSU	5-66/1:56/0-52	
			Tommy Stevens 5 yd run (Davis kick)	

**TEAM STATS**

	UA	PSU
First Downs	12	24
Rushing Yards	73	247
Passing Yards	86	322
Passing (C-A-Int)	14-29-1	21-31-1
Total Offense	159	569
Plays	63	65
Fumbles (#-Lost)	1-0	0-0
Penalties (#-Yards)	9-84	5-45
Possession Time	30:30	29:30
3rd-Down Conv.	4-17	3-9
Red-Zone	0-0	5-6
Touchdowns	0	5
Field goals	0	0

**OTHER**

Time of Game		3:25
Akron	0-1, 0-0 MAC	
Penn State	1-0, 0-0 B1G	

**Milestones**

- The win was the 50th of Penn State head coach James Franklin's career as head coach and 26th at Penn State.
- DeAndre Thompkins set a school record with an average of 31.8 yards on four punt returns. He returned one for a 61-yard touchdown and another for 42 yards. The previous record was 31.7 yards per return by Derrick Williams vs. Temple in 2006.

**Difference Makers**

**Penn State**

- RB Saquon Barkley – Barkley totaled 246 all-purpose yards, gaining 172 on the ground on 14 carries with two touchdowns, hauling in three receptions for 54 yards and returning a kickoff 20 yards. His 80-yard run in the second quarter was the second-longest of his career. Barkley turned in his 11th career 100-plus yard rushing effort and he now has 27 career rushing touchdowns to rank eighth all-time at Penn State.
- QB Trace McSorley – McSorley completed 18-of-25 passes for 280 yards and two touchdowns, while rushing for 48 yards and a touchdown on 12 carries. It marked his 16th consecutive game with a touchdown dating back to the TaxSlayer Bowl after the 2015 season, extending his record. He now has 33 career touchdown passes to rank ninth in Penn State history.
- TE Mike Gesicki – Gesicki enjoyed a career game, setting career highs with six receptions and two touchdowns. He totaled 58 yards.

**INDIVIDUAL STATISTICS**

**RUSHING**

Akron-Nelson, Kato 9-39; Ball, Warren 13-27; Morgan, Manny 3-13; Williams, Andre 1-7; Sands, Deltron 1-1; Edwards, Van 5-minus 2; Woodson, Thomas 2-minus 12. Penn State-Barkley, Saquon 14-172; McSorley, Trace 12-48; Sanders, Miles 1-16; Stevens, Tommy 4-16; TEAM 1-minus 2; Robinson, Andre 2-minus 3.

**PASSING**

Akron-Woodson, Thomas 12-23-1-71; Kelley, Robbie 0-2-0-0; Nelson, Kato 1-2-0-11; Johns, Nick 1-2-0-4. Penn State-McSorley, Trace 18-25-1-280; Stevens, Tommy 3-6-0-42.

**RECEIVING**

Akron-Chapman, Tra'Von 3-10; Coney, A.J. 2-25; Smith, Kwadarrius 2-23; Bickley, Fransohn 2-21; Ball, Warren 2-3; Stewart, Nate 1-4; Williams, Newman 1-2; Young, Anthony 1-minus 2. Penn State-Gesicki, Mike 6-58; Johnson, Juwan 4-84; Hamilton, DaeSean 3-74; Barkley, Saquon 3-54; Thompkins, DeAndre 2-29; Pancoast, Tom 1-12; Stevens, Tommy 1-7; Polk, Brandon 1-4.

**TOP TACKLERS (T-UA-A)**

Akron-Guiser, Zach 10-8-2; Davis, Alvin 6-5-1; Gilbert, Ulysses 5-3-2; Hauser, Andrew 5-2-3; Lako, John 3-2-1; Reinke, Brian 3-0-3. Penn State-Miller, Jarvis 5-3-2; Chavis, Tyrell 5-2-3; Bowen, Manny 5-1-4; Buchholz, Ryan 4-2-2; Brown, Cam 4-2-2; Windsor, Robert 4-1-3; Smith, Brandon 4-0-4.



**MARCUS ALLEN** 2  
 Safety | 6-2 | 205  
 Senior/Senior  
 Upper Marlboro, Md./ Dr. Henry Wise H.S.  
 Major: Broadcast Journalism

» 2017

**Awards:** Selected to the preseason watch list for the Bednarik Award, Lott IMPACT Trophy Watch List, Nagurski Trophy and Thorpe Award...Selected preseason first-team All-American by *Sporting News*...Earned preseason third-team All-America from *Athlon Sports* and *Pro Football Focus*.

**Season:** Started one game...Selected as team captain prior to the season.

**Akron (9/2):** Totaled three tackles, all in the first half...Combined with Christian Campbell on a first-quarter tackle for loss...Notched one pass breakup...Part of a defense that logged 14.0 tackles for loss, the most since recording 15.0 vs. Temple in 2015...One of eight players to be a part of three-straight seasons with a shutout (Illinois, 2015; at Rutgers, 2016; Akron, 2017), marking the longest such streak since a three-year span from 1989-91...Part of a defense that logged a season-opening shutout for the first time since 2007 (FIU, 59-0).


» 2017 GAME-BY-GAME

*Tackles (Solo-Assisted-Total)*  
 AKRON 0-3-3.

» ALLEN'S CAREER STATISTICS & GAME HIGHS

	UA-A	TK	FF	FR	I	PBU	SACK	TFL
2014	35-23	58	-	-	-	3	1.0-11	2.0-13
2015	43-38	81	2	1	-	2	1.0-9	5.0-19
2016	57-53	110	1	2	-	3	-	6.0-15
2017	0-3	3	-	-	-	1	-	0.5-1
<b>CAREER</b>	<b>135-117</b>	<b>252</b>	<b>3</b>	<b>3</b>	<b>-</b>	<b>9</b>	<b>2.0-20</b>	<b>13.5-48</b>

**Tackles** ..... 22; Minnesota, 10/1/16  
**Sacks** ..... 1.0; Twice: Last at Maryland, 10/24/15  
**Tackles for Loss** ..... 1.5; Three Times: Last at Indiana, 11/12/16  
**Forced Fumbles** ..... 1; Three Times: Last Kent State, 9/3/16  
**Fumble Recoveries** ..... 1; Three Times: Last at Indiana, 11/12/16  
**Pass Breakups** ..... 2; Twice: Last at Michigan, 9/24/16  
**Blocked Kicks** ..... 1 (FG); Ohio State, 10/22/16



**TROY APKE** 28  
 Safety | 6-1 | 200  
 Senior/Senior  
 Mt. Lebanon, Pa./Mount Lebanon  
 Major: Criminology

» 2017

**Season:** Started one game.

**Akron (9/2):** Recorded three tackles, including one solo stop, all coming in the first half...Had one punt return for three yards in the fourth quarter, his first career punt return...One of eight players to be a part of three-straight seasons with a shutout (Illinois, 2015; at Rutgers, 2016; Akron, 2017), marking the longest such streak since a three-year span from 1989-91...Part of a defense that logged a season-opening shutout for the first time since 2007 (FIU, 59-0).

» 2017 GAME-BY-GAME

*Tackles (Solo-Assisted-Total)*  
 AKRON 1-2-3.

» APKE'S CAREER STATISTICS & GAME HIGHS

	UA-A	TK	FF	FR	I	PBU	SACK	TFL
2014	2-0	2	-	-	-	-	-	-
2015	14-12	26	1	-	-	1	-	-
2016	11-17	28	-	1	1	-	-	-
2017	1-2	3	-	-	-	-	-	-
<b>CAREER</b>	<b>28-31</b>	<b>59</b>	<b>1</b>	<b>1</b>	<b>1</b>	<b>1</b>	<b>-</b>	<b>-</b>

**Tackles** ..... 7; Michigan State, 11/26/16  
**Forced Fumbles** ..... 1; Rutgers, 9/19/15  
**Fumble Recoveries** ..... 1; Michigan State, 11/26/16  
**Interceptions** ..... 1; Iowa, 11/5/16  
**Long Interception Return** ..... 10 yards; Iowa, 11/5/16  
**Pass Breakups** ..... 1; Michigan, 11/21/15

» APKE'S CAREER PUNT RETURN STATISTICS & GAME HIGHS

	No.	Yds.	Avg.	TD	LG
2017	1	3	3.0	-	3
<b>CAREER</b>	<b>1</b>	<b>3</b>	<b>3.0</b>	<b>-</b>	<b>3</b>

**Punt Returns** ..... 1; Akron, 9/2/17  
**Punt Return Yards** ..... 3; Akron, 9/2/17  
**Long Punt Return** ..... 3 yards; Akron, 9/2/17



**ALEX BARBIR** 90  
 Kicker | 5-9 | 193  
 Sophomore/Freshman  
 Cumming, Ga./South Forsyth  
 Major: Division of Undergraduate Studies

» 2017

**Season:** Appeared in one game...Made collegiate debut vs. Akron (9/2)...One of 16 student-athletes to make their collegiate debut in 2017...One of 13 freshmen (10 redshirt, 3 true) to appear in 2017.

**Akron (9/2):** Made collegiate debut in the third quarter...Had two kickoffs for an average of 65.5 yards.

» BARBIR'S CAREER KICKOFF STATISTICS

	No.	Yds	AVG	TB	OB
2017	2	113	56.5	-	1
<b>CAREER</b>	<b>-</b>	<b>-</b>	<b>-</b>	<b>-</b>	<b>-</b>



**SAQUON BARKLEY** 26  
 Running Back | 5-11 | 228  
 Junior/Junior  
 Coplay, Pa./Whitehall  
 Major: Journalism

» CAREER NOTES & RECORDS

**Career:** Ranks 11th on Penn State's career rushing list with 2,744 yards...Is just the eighth player in Penn State history with multiple 1,000-yard seasons...Sits No. 8 on the career rushing touchdowns chart (27), trailing the 29 rushing scores by John Cappelletti, Richie Anderson and Evan Royster for No. 5...Ranks tied for No. 10 with 11 career 100-yard games (five in 2015, five in 2016, one in 2017), including two 200-yard efforts...Has 84 rushes of 10 or more yards in his career (34 in 2015, 46 in 2016, 4 in 2017)...Owns seven multi-rushing touchdown games in his career (two in 2015, four in 2016, one in 2017)...Has nine multi-touchdown games (two in 2015, six in 2016, one in 2017)...Had a streak of 14 consecutive games with at least one rush of 20 yards snapped at Rutgers (11/19), a streak that was the second-longest in college football in the last 20 years (19-LaMichael James, Oregon (2008-10))...Owns three career Big Ten Offensive Player of the Week honors (two in 2016, one in 2017).

**Season:** Finished No. 5 on Penn State's single-season rushing yardage chart with 1,496 yards in 2016...Broke the sophomore rushing record formerly held by Evan Royster (1,236; 2008) with 1,496 yards in 2016...Owns the sophomore scoring record and ranked No. 4 on the single-season scoring list with 132 points, passing Kevin Kelly's sophomore mark of 96 points (2006)...Barkley and Tyler Davis (128) became the first set of teammates to score 100 points in the same season in Penn State history...Broke the sophomore rushing touchdowns record with his 14th score of 2016 at Rutgers (11/19) in the third quarter and finished with 18 rushing scores...Became the first Nittany Lion since Zach Zwinak (12; 2013) to score 10-plus touchdowns in a season...His 22 overall touchdowns (18 rushing, 4 receiving) are No. 4 on the single-season charts...The 22 total touchdowns are the most since Larry Johnson scored 23 in 2002...His 18 rushing touchdowns tied Richie Anderson (1992) for No. 5 on Penn State's single-season charts...Finished No. 2 on Penn State's single-season all-purpose yards list with 1,927 yards in 2016, the highest total since Larry Johnson's school-record 2,655 yards in 2002...Broke Penn State's freshman (true or redshirt) season record with 1,076 rushing yards in 2015, surpassing D.J. Dozier's mark of 1,002 set in 1983...His 2015 season effort ranks 17th on the Penn State single-season rushing charts...Finished tied for first place on the Penn State true freshman season rushing touchdown (Dozier, 7) and 100-yard rushing games lists (Dozier, 5)...Broke Penn State freshman (true or redshirt) season record for all-purpose yards with 1,237, surpassing the mark set by Dozier (1,191; 1983).

**Game:** Joins Ki-Jana Carter as the only players in Penn State history with multiple 80-yard rushes in program history (81 at Purdue, 2016; 80 vs. Akron, 2017)...Produced the fourth 300-plus all-purpose yard game in Penn State history with 306 yards against USC (1/2/17) in the 2017 Rose Bowl...Became the 15th different Penn Stater with a 200-yard rushing game vs. Maryland (10/8/16) with 202 yards, which ranks No. 24 on Penn State's single-game rushing charts...His 207 yards rushing at Purdue (10/29/16) rank No. 21 on the single-game charts and are the most since Larry Johnson's 279 yards vs. Michigan State in 2002...Twice broke the Penn State sophomore record for all-purpose yards, first with 277 (207 rushing, 70 receiving) at Purdue (10/29/16) and again vs. USC (1/2/17) in the Rose Bowl with 306 (194 rushing, 55 receiving, 54 kick return)...Tallied 30 points at Pitt (9/10/16), which is tied for No. 4 in Penn State history (fifth occasion).

» 2017

**Awards:** Named Big Ten Co-Offensive Player of the Week (Barrett, OSU) on Sept. 4 after rushing for 174 yards and totaling 246 all-purpose yards vs. Akron...Selected to the preseason watch list for the Doak Walker Award, Maxwell Award and Walter Camp Award...Among 10 players named to the Big Ten preseason honors list, as selected by the conference's media members, joining teammate Trace McSorley...Named preseason first-team All-America by the *Associated Press*, *ESPN.com*, *Pro Football Focus*, *Sports Illustrated*, *Sporting News*, *USA Today*, *Lindy's*, *Street & Smith* and *Athlon Sports*...Named the No. 5 player in FBS by *SI.com*...Earned the No. 1 spot on *Sports Illustrated's* "Feldman's Freaks" list heading into the 2017 campaign.

**Season:** Started one game...Selected as team captain prior to the season.

**Rankings:** Leads the FBS in all-purpose yards (246.0)...Is No. 4 nationally and leads the Big Ten in yards per carry (12.29)...Sits No. 10 in the FBS and No. 3 in the Big Ten in rushing yards per game (172.0)...Is tied for No. 19 nationally and No. 2 in the Big Ten in scoring per game (12.0)...Is tied for No. 16 nationally and the Big Ten lead in total touchdowns (2).

**Akron (9/2):** Rushed for 174 yards and two touchdowns on 14 carries...Posted the second-longest rush of his career, an 80 yard burst in the second quarter...Notched his seventh career multi-rushing touchdown game and ninth career multi-touchdown game...The 80-yard run is tied for No. 10 in program history (eight occasions)...Caught three passes for 54 yards...Returned one kickoff for 20 yards...Totaled 246 all-purpose yards.

» 2017 GAME-BY-GAME

*Rushing (Carries-Yards-TD)*  
 AKRON 14-172-2.

*Receiving (Receptions-Yards-TD)*  
 AKRON 3-54-0.

» BARKLEY'S CAREER OFFENSIVE STATISTICS & GAME HIGHS

	Att.-Yds.	Avg.	TD	LG	Rec.-Yds.	Avg.	TD	LG
2015	182-1,076	5.9	7	56	20-161	8.1	1	32
2016	272-1,496	5.5	18	81	28-402	14.4	4	44
2017	14-172	12.3	2	80	3-54	18	-	43
<b>CAREER</b>	<b>468-2,744</b>	<b>5.9</b>	<b>27</b>	<b>81</b>	<b>51-617</b>	<b>12.1</b>	<b>5</b>	<b>44</b>

**Rushing Attempts** ..... 33; at Indiana, 11/12/16  
**Rushing Yards** ..... 207; at Purdue, 10/29/16  
**Rushing Touchdowns** ..... 4; at Pitt, 9/10/16  
**Longest Rush** ..... 81 yards; at Purdue, 10/29/16

**Receptions** ..... 6; at Northwestern, 11/7/15  
**Receiving Yards** ..... 77; at Michigan, 9/24/16  
**Receiving Touchdowns** ..... 1; Four Times: Last vs. USC, 1/2/17  
**Longest Reception** ..... 44 yards; Iowa, 11/5/16

» BARKLEY'S CAREER KICKOFF RETURN STATISTICS & GAME HIGHS

	No.	Yds.	Avg.	TD	LG
2015	-	-	-	-	-
2016	3	74	24.7	-	33
2017	1	20	20.0	-	20
<b>CAREER</b>	<b>4</b>	<b>94</b>	<b>23.5</b>	<b>-</b>	<b>33</b>

**Kick Returns** ..... 2; vs. USC, 1/2/17  
**Kick Return Yards** ..... 57; vs. USC, 1/2/17  
**Long Kick Return** ..... 33 yards; vs. USC, 1/2/17


**All-Purpose Yards** ..... 306; vs. USC, 1/2/17



**RYAN BATES** 52  
Offensive Line | 6-4 | 310  
Junior/Sophomore  
Warrington, Pa./Archbishop Wood  
Major: Labor & Employment Relations

» 2017  
Season: Started one game.

**Akron (9/2):** Helped pave the way for 569 total yards...Cleared the way for Saquon Barkley's 174 rushing yards for his 11th career 100-yard rushing game...Protected Trace McSorley to the tune of 280 passing yards and two scoring throws...Didn't allow a sack or quarterback hurry.




**SAEED BLACKNALL** 13  
Wide Receiver | 6-3 | 208  
Senior/Senior  
Manalapan, N.J./Manalapan  
Major: Telecommunications

» 2017  
Season: Appeared in one game.

» BLACKNALL'S CAREER OFFENSIVE STATISTICS & GAME HIGHS

	Att.-Yds.	Avg.	TD	LG	Rec.-Yds.	Avg.	TD	LG
2014	1(-1)	(-1.0)	-	(-1)	11-112	10.2	1	24
2015	-	-	-	-	8-248	31.0	1	59
2016	-	-	-	-	15-347	23.1	3	70
2017	-	-	-	-	-	-	-	-
<b>CAREER</b>	<b>1(-1)</b>	<b>(-1.0)</b>	<b>-</b>	<b>(-1)</b>	<b>34-707</b>	<b>20.8</b>	<b>5</b>	<b>70</b>

**Rushing Attempts** ..... 1; vs. Boston College, 12/27/14  
**Rushing Yards** ..... -1; vs. Boston College, 12/27/14  
**Receptions** ..... 6; vs. Wisconsin, 12/3/16  
**Receiving Yards** ..... 155; vs. Wisconsin, 12/3/16  
**Receiving Touchdowns** ..... 2; vs. Wisconsin, 12/3/16  
**Longest Reception** ..... 70 yards; vs. Wisconsin, 12/3/16



**MANNY BOWEN** 43  
Linebacker | 6-1 | 226  
Junior/Junior  
Barnegat, N.J./Barnegat  
Major: Media Studies

» 2017  
Season: Started one game.

**Akron (9/2):** Tied for the team lead with five stops, all coming in the first quarter...Combined with Tyrell Chavis on a tackle for loss in the first quarter...Was a part of a defense that logged 14.0 tackles for loss, the most since recording 15.0 vs. Temple in 2015...Part of a defense that logged a season-opening shutout for the first time since 2007 (FIU, 59-0).

» 2017 GAME-BY-GAME

Tackles (Solo-Assisted-Total)  
AKRON 1-4-5.

» BOWEN'S CAREER STATISTICS & GAME HIGHS

	UA-A	TK	FF	FR	I	PBU	SACK	TFL
2015	12-6	18	1	1	-	-	-	0.5-2
2016	35-33	68	-	-	-	2	2.0-16	8.5-30
2017	1-4	5	-	-	-	-	-	0.5-2
<b>CAREER</b>	<b>48-43</b>	<b>91</b>	<b>1</b>	<b>1</b>	<b>-</b>	<b>2</b>	<b>2.0-16</b>	<b>9.5-34</b>

**Tackles** ..... 12; Ohio State, 10/22/16  
**Sacks** ..... 1.0; Twice: Last Michigan State, 11/26/16  
**Tackles for Loss** ..... 2.0; Minnesota, 10/1/16  
**Fumble Recoveries** ..... 1; Army, 10/3/15  
**Forced Fumbles** ..... 1; at Michigan State, 11/28/15  
**Pass Breakups** ..... 1; Twice: Last Temple, 9/17/16



**CAM BROWN** 6  
Linebacker | 6-5 | 222  
Sophomore/Sophomore  
Burtonsville, Md./The Bullis School  
Major: Division of Undergraduate Studies

» 2017  
Season: Appeared in one game.

**Akron (9/2):** Totaled four tackles...Made solo stop behind the line in the second quarter...Had one quarterback hurry...Was a part of a defense that logged 14.0 tackles for loss, the most since recording 15.0 vs. Temple in 2015...Part of a defense that logged a season-opening shutout for the first time since 2007 (FIU, 59-0).

» 2017 GAME-BY-GAME

Tackles (Total-Solo-Assisted)  
AKRON 2-2-4.

» C. BROWN'S CAREER STATISTICS & GAME HIGHS

	UA-A	TK	FF	FR	I	PBU	SACK	TFL
2016	14-19	33	-	-	-	-	0.5-1	1.5-2
2017	2-2	4	-	-	-	-	-	1.0-4
<b>CAREER</b>	<b>16-21</b>	<b>37</b>	<b>-</b>	<b>-</b>	<b>-</b>	<b>-</b>	<b>0.5-1</b>	<b>2.5-6</b>

**Tackles** ..... 10; at Michigan, 9/24/16  
**Sacks** ..... 0.5; at Rutgers, 11/19/16  
**Tackles for Loss** ..... 1.0; Twice: Last Akron, 9/2/17  
**Blocked Kicks** ..... 1 (punt); Ohio State, 10/22/16



**TORRENCE BROWN** 19  
Defensive End | 6-3 | 254  
Senior/Junior  
Tuscaloosa, Ala./Tuscaloosa Academy  
Major: Recreation, Parks & Tourism Management

» 2017  
Season: Started one game.

**Akron (9/2):** Had three assisted tackles...Combined with Parker Cothren on a tackle for loss in the second quarter...Was a part of a defense that logged 14.0 tackles for loss, the most since recording 15.0 vs. Temple in 2015...One of eight players to be a part of three-straight seasons with a shutout (Illinois, 2015; at Rutgers, 2016; Akron, 2017), marking the longest such streak since a three-year span from 1989-91...Part of a defense that logged a season-opening shutout for the first time since 2007 (FIU, 59-0).

» 2017 GAME-BY-GAME

Tackles (Solo-Assisted-Total)  
AKRON 0-3-3.

» T. BROWN'S CAREER STATISTICS & GAME HIGHS

	UA-A	TK	FF	FR	I	PBU	SACK	TFL
2015	5-6	11	-	1	-	-	1.5-4	5.5-14
2016	16-17	33	3	2	-	-	0.5-4	6.0-18
2017	0-3	3	-	-	-	-	-	0.5-0
<b>CAREER</b>	<b>21-26</b>	<b>47</b>	<b>3</b>	<b>3</b>	<b>-</b>	<b>-</b>	<b>2.0-8</b>	<b>12.0-32</b>

**Tackles** ..... 6; at Pitt, 9/10/16  
**Sacks** ..... 1.0; Michigan, 11/21/15  
**Tackles for Loss** ..... 2.0; Twice: Last at Pitt, 9/10/16  
**Forced Fumbles** ..... 1; Twice: Last Temple, 9/17/16  
**Fumble Recoveries** ..... 1; Three Times: Last at Indiana, 11/12/16

**NOTE:** Has one career touchdown - a 9-yard fumble recovery for a score at Indiana (11/12/16).



**RYAN BUCHHOLZ** 97  
Defensive End | 6-6 | 273  
Junior/Sophomore  
Malvern, Pa./Great Valley  
Major: Media Studies

» 2017  
Season: Appeared in one game.

**Rankings:** Ranks tied for No. 5 nationally and No. 3 in the Big Ten in forced fumbles per game (1.00)...Tied for No. 28 in the FBS and No. 5 in the Big Ten in sacks per game (1.00)...Ranks tied for No. 91 nationally and No. 7 in the Big Ten in tackles for loss per game (1.5)

**Akron (9/2):** Logged career highs for tackles (4), tackles for loss (1.5) and sacks (1.0), all coming in the first half...Forced his first career fumble, which was recovered by Akron, in the first quarter...Combined with Robert Windsor on a first-quarter tackle for loss...Toppled Akron quarterback Thomas Woodson for a solo sack in the second quarter...Added one quarterback hurry...Was a part of a defense that logged 14.0 tackles for loss, the most since recording 15.0 vs. Temple in 2015...Part of a defense that logged a season-opening shutout for the first time since 2007 (FIU, 59-0).

» 2017 GAME-BY-GAME

Tackles (Solo-Assisted-Total)  
AKRON 2-2-4.

» BUCHHOLZ'S CAREER STATISTICS & GAME HIGHS

	UA-A	TK	FR	FF	I	PBU	SACK	TFL
2016	10-6	16	-	-	-	-	3.0-20	4.5-26
2017	2-2	4	-	1	-	-	1.0-8	1.5-9
<b>CAREER</b>	<b>12-8</b>	<b>20</b>	<b>-</b>	<b>1</b>	<b>-</b>	<b>-</b>	<b>4.0-28</b>	<b>6.0-35</b>

**Tackles** ..... 4; Akron, 9/2/17  
**Sacks** ..... 1.0; Four Times: Last Akron, 9/2/17  
**Tackles for Loss** ..... 1.5; Akron, 9/2/17  
**Forced Fumbles** ..... 1; Akron, 9/2/17



**JASON CABINDA** 40  
Linebacker | 6-1 | 234  
Senior/Senior  
Flemington, N.J./Hunterdon Central  
Major: Economics

» 2017  
Awards: Selected to the preseason watch list for the Bednarik Award, Butkus Award, Lott IMPACT Trophy Watch List and Nagurski Trophy.

Season: Started one game...Selected as team captain prior to the season.

**Akron (9/2):** Made three tackles, all coming in the first half...One of eight players to be a part of three-straight seasons with a shutout (Illinois, 2015; at Rutgers, 2016; Akron, 2017), marking the longest such streak since a three-year span from 1989-91...Part of a defense that logged a season-opening shutout for the first time since 2007 (FIU, 59-0).

» 2017 GAME-BY-GAME

Tackles (Solo-Assisted-Total)  
AKRON 0-3-3.

» CABINDA'S CAREER STATISTICS & GAME HIGHS

	UA-A	TK	FF	FR	I	PBU	SACK	TFL
2014	7-10	17	-	-	-	-	-	0.5-1
2015	39-61	100	1	-	1	5	2.5-33	5.5-37
2016	36-45	81	-	-	-	3	1.0-13	4.0-20
2017	0-3	3	-	-	-	-	-	-
<b>CAREER</b>	<b>82-119</b>	<b>201</b>	<b>1</b>	<b>-</b>	<b>1</b>	<b>8</b>	<b>3.5-46</b>	<b>10.0-58</b>

**Tackles** ..... 14; Army, 10/3/15  
**Sacks** ..... 2.0; Army, 10/3/15  
**Tackles for Loss** ..... 2.0; Twice: Last Ohio State, 10/22/16  
**Forced Fumbles** ..... 1; Army, 10/3/15  
**Interceptions** ..... 1; at Northwestern, 11/7/15  
**Pass Breakups** ..... 2; at Rutgers, 11/19/16



**CHRISTIAN CAMPBELL** 1  
 Cornerback | 6-1 | 191  
 Senior/Senior  
 Phenix City, Ala./Central  
 Major: Journalism

» 2017  
**Season:** Started one game.

**Rankings:** Ranks tied for No. 20 nationally and No. 3 in the Big Ten in pass breakups per game (2.0).

**Akron (9/2):** Made two stops...Combined with Marcus Allen on a first-quarter tackle for loss...Added two pass breakups...Was a part of a defense that logged 14.0 tackles for loss, the most since recording 15.0 vs. Temple in 2015...Part of a defense that logged a season-opening shutout for the first time since 2007 (FIU, 59-0).


» 2017 GAME-BY-GAME

Tackles (Solo-Assisted-Total)  
 AKRON 0-2-2.

» CAMPBELL'S CAREER STATISTICS & GAME HIGHS

	UA-A	TK	FF	FR	I	PBU	SACK	TFL
2014	9-1	10	-	-	1	2	-	1.0-1
2015	6-10	16	-	-	-	2	-	1.0-2
2016	17-14	31	1	-	1	6	-	1.0-4
2017	0-2	2	-	-	-	2	-	0.5-1
<b>CAREER</b>	<b>35-27</b>	<b>59</b>	<b>1</b>	<b>-</b>	<b>2</b>	<b>12</b>	<b>-</b>	<b>3.5-8</b>

Tackles .....6; vs. USC, 1/2/17  
 Tackles for Loss .....1.0; Three Times: Last Kent State, 9/3/16  
 Fumble Recoveries .....1; at Indiana, 11/12/16  
 Interceptions .....1; Twice: Last at Purdue, 10/29/16  
 Pass Breakups .....2; Twice: Last Akron, 9/2/17



**COLIN CASTAGNA** 46  
 Defensive End | 6-4 | 257  
 Junior/Junior  
 Barrington, Ill./Barrington  
 Major: Kinesiology

» 2017  
**Season:** Appeared in one game.

**Akron (9/2):** Appeared on defense and special teams.

» CASTAGNA'S CAREER STATISTICS & GAME HIGHS

	UA-A	TK	FF	FR	I	PBU	SACK	TFL
2015	-	-	-	-	-	-	-	-
2016	1-1	2	-	-	-	-	-	1.0-2
2017	-	-	-	-	-	-	-	-
<b>CAREER</b>	<b>1-1</b>	<b>2</b>	<b>-</b>	<b>-</b>	<b>-</b>	<b>-</b>	<b>-</b>	<b>1.0-2</b>

Tackles .....1; Twice: Last at Rutgers, 11/19/16  
 Tackles for Loss .....1.0; at Purdue, 10/29/16



**TARIQ CASTRO-FIELDS** 5  
 Cornerback | 6-0 | 185  
 Freshman/Freshman  
 Upper Marlboro, Md./Riverdale Baptist School  
 Major: Division of Undergraduate Studies

» 2017  
**Season:** Appeared in one game...Made collegiate debut vs. Akron (9/2)... One of 16 student-athletes to make their collegiate debut in 2017...One of 13 freshmen (10 redshirt, 3 true) to appear in 2017.

**Akron (9/2):** Made collegiate debut...Appeared on defense and special teams.



**IRVIN CHARLES** 11  
 Wide Receiver | 6-4 | 223  
 Junior/Sophomore  
 Sicklerville, N.J./Paul VI  
 Major: Recreation, Parks & Tourism Management

» 2017  
**Season:** Appeared in one game.

**Akron (9/3):** Appeared on offense and special teams.

» CHARLES' CAREER OFFENSIVE STATISTICS & GAME HIGHS

	Att.-Yds.	Avg.	TD	LG	Rec.-Yds.	Avg.	TD	LG
2016	-	-	-	-	2-106	53.0	1	80
2017	-	-	-	-	-	-	-	-
<b>CAREER</b>	<b>-</b>	<b>-</b>	<b>-</b>	<b>-</b>	<b>2-106</b>	<b>53.0</b>	<b>1</b>	<b>80</b>

Receptions .....1; Twice: Last at Purdue, 10/29/16  
 Receiving Yards .....80; Minnesota, 10/1/16  
 Receiving Touchdowns .....1; Minnesota, 10/1/16  
 Longest Reception .....80; Minnesota, 10/1/16

**NOTE:** Made five tackles, including four on special teams, in 2016...Has one kickoff return for 11 yards at Indiana (11/12/16).



**TYRELL CHAVIS** 56  
 Defensive Tackle | 6-3 | 295  
 Senior/Senior  
 Richmond, Va./Fork Union Military Academy  
 Major: African American Studies

» 2017  
**Season:** Appeared in one game.

**Rankings:** Sits tied for No. 8 in the FBS and No. 1 in the Big Ten in tackles for loss per game (3.0).

**Akron (9/2):** Had career highs in tackles (5), tackles for loss (3.0) and logged his first career sack...Combined with Curtis Cothran for a first-quarter sack...Posted a pair of solo tackles for loss in the fourth quarter...Combined with Manny Bowen on a first-quarter tackle for loss...Five tackles tied for team high...Was a part of a defense that logged 14.0 tackles for loss, the most since recording 15.0 vs. Temple in 2015...Part of a defense that logged a season-opening shutout for the first time since 2007 (FIU, 59-0).


» 2017 GAME-BY-GAME

Tackles (Solo-Assisted-Total)  
 AKRON 2-3-5.

» CHAVIS' CAREER STATISTICS & GAME HIGHS

	UA-A	TK	FF	FR	I	PBU	SACK	TFL
2016	2-11	13	-	-	-	-	-	1.0-2
2017	2-3	5	-	-	-	-	0.5-2	3.0-7
<b>CAREER</b>	<b>4-14</b>	<b>18</b>	<b>-</b>	<b>-</b>	<b>-</b>	<b>-</b>	<b>0.5-2</b>	<b>4.0-9</b>

Tackles .....5; Akron, 9/2/17  
 Tackles for Loss .....3.0; Akron, 9/2/17  
 Sacks .....0.5; Akron, 9/2/17



**JAKE COOPER** 33  
 Linebacker | 6-1 | 225  
 Junior/Junior  
 Doylestown, Pa./Archbishop Wood  
 Major: Telecommunications

» 2017  
**Season:** Appeared in one game.

**Akron (9/2):** Made two stops.

» 2017 GAME-BY-GAME

Tackles (Solo-Assisted-Total)  
 AKRON 1-1-2.

» COOPER'S CAREER STATISTICS & GAME HIGHS

	UA-A	TK	FF	FR	I	PBU	SACK	TFL
2015	9-5	14	-	-	-	1	1.0-11	2.5-15
2016	4-11	15	-	-	-	-	-	-
2017	1-1	2	-	-	-	-	-	-
<b>CAREER</b>	<b>14-17</b>	<b>31</b>	<b>-</b>	<b>-</b>	<b>-</b>	<b>1</b>	<b>1.0-11</b>	<b>2.5-15</b>

Tackles .....6; Twice: Last at Michigan, 9/24/16  
 Sacks .....1.0; Buffalo, 9/12/15  
 Tackles for Loss .....1.0; Twice: Last vs. Maryland, 10/24/15  
 Pass Breakups .....1; Rutgers, 9/19/15



**CURTIS COTHNAN** 52  
 Defensive Tackle | 6-5 | 295  
 Graduate/Senior  
 Newtown, Pa./Council Rock North  
 Major: Media Studies (2nd degree)

» 2017  
**Season:** Started one game.

**Akron (9/2):** Totaled three tackles...Combined with Tyrell Chavis on a second-quarter sack...Joined Shareef Miller on a first-quarter tackle for loss...Was a part of a defense that logged 14.0 tackles for loss, the most since recording 15.0 vs. Temple in 2015...One of eight players to be a part of three-straight seasons with a shutout (Illinois, 2015; at Rutgers, 2016; Akron, 2017), marking the longest such streak since a three-year span from 1989-91...Part of a defense that logged a season-opening shutout for the first time since 2007 (FIU, 59-0).

» 2017 GAME-BY-GAME

Tackles (Total-Solo-Assisted)  
 AKRON 0-3-3.

» COTHNAN'S CAREER STATISTICS & GAME HIGHS

	UA-A	TK	FF	FR	I	PBU	SACK	TFL
2014	1-0	1	-	-	-	-	-	1.0-2
2015	5-11	16	-	-	-	-	2.5-27	4.0-31
2016	11-10	21	-	-	-	-	0.5-5	4.5-15
2017	0-3	3	-	-	-	-	0.5-2	1.0-3
<b>CAREER</b>	<b>17-24</b>	<b>41</b>	<b>-</b>	<b>-</b>	<b>-</b>	<b>-</b>	<b>3.5-34</b>	<b>10.5-51</b>

Tackles .....5; vs. Wisconsin, 12/3/16  
 Sacks .....1.0; Twice: Last San Diego State, 9/26/15  
 Tackles for Loss .....3.0; vs. Wisconsin, 12/3/16



**PARKER COTHREN** 41  
 Defensive Tackle | 6-4 | 302  
 Graduate/Senior  
 Huntsville, Ala./Hazel Green  
 Major: Criminology (2nd degree)

» 2017  
**Season:** Started one game.

**Akron (9/2):** Made one tackle, combining with Torrence Brown on a second quarter tackle for loss...Also added a quarterback hurry in the first quarter...Was a part of a defense that logged 14.0 tackles for loss, the most since recording 15.0 vs. Temple in 2015...One of eight players to be a part of three-straight seasons with a shutout (Illinois, 2015; at Rutgers, 2016; Akron, 2017), marking the longest such streak since a three-year span from 1989-91...Part of a defense that logged a season-opening shutout for the first time since 2007 (FIU, 59-0).

» 2017 GAME-BY-GAME

Tackles (Solo-Assisted-Total)  
 AKRON 0-1-1.

» COTHREN'S CAREER STATISTICS & GAME HIGHS

	UA-A	TK	FF	FR	I	PBU	SACK	TFL
2014	8-3	11	-	-	-	-	0.5-1	2.5-6
2015	4-9	13	-	-	-	1	0.5-2	0.5-2
2016	9-17	26	-	-	-	-	2.0-6	5.5-13
2017	0-1	1	-	-	-	-	-	0.5-1
<b>CAREER</b>	<b>21-30</b>	<b>51</b>	<b>-</b>	<b>-</b>	<b>-</b>	<b>1</b>	<b>3.0-9</b>	<b>9.0-22</b>

Tackles .....7; Temple, 9/17/16  
 Sacks .....1.0; Michigan State, 11/26/16  
 Tackles for Loss .....2.5; Temple, 9/17/16  
 Pass Breakups .....1; Michigan, 11/21/15





**TYLER DAVIS** 95  
 Kicker/Punter | 5-11 | 189  
 Senior/Senior  
 St. Charles, Ill./St. Charles  
 Major: Economics

» CAREER NOTES & RECORDS

**Career:** Ranks No. 12 on Penn State's career field goals made charts with 31...Owns the school record for consecutive field goals made with 18, breaking Sam Ficken's mark of 15 straight makes between the 2012 and 2013 seasons...Had his consecutive field goals made streak snapped on a first quarter blocked kick vs. Ohio State...The 18-straight made field goals were tied for the longest streak in the Big Ten since Brad Craddock (UMD) converted 24-straight in from 2013-14...The 18 consecutive field goals are tied for the fourth-longest streak in Big Ten history.

**Season:** Tied the Penn State single-season record with 62 converted extra points attempts, equaling Brett Conway's mark from 1994...Joins Brett Conway (62; 1994) and Kevin Kelly (60; 2008) as the only place kickers with 50-plus made extra points in a single season...Tied for No. 2 on Penn State's single-season field goals made charts (22), trailing only Sam Ficken's 24 makes from 2014...Finished No. 5 on the PSU single-season scoring charts (128 points)...Davis and Saquon Barkley (132) became the first set of teammates to score 100 points in the same season...Tied the Big Ten single-season kick scoring record with 128 points, equaling the mark set by Ohio State's Sean Nuernberger in 2014.

» 2017

**Awards:** Selected to the Lou Groza Award preseason watch list... Selected preseason second-team All-American by *Sporting News*.

**Season:** Started one game at place kicker...Selected as team captain prior to the season.

**Rankings:** Ranks No. 30 nationally and No. 4 in the Big Ten in field goals made per game (1.0).

**Akron (9/2):** Converted all seven extra points and 1-of-2 field goal attempts...Hit a career-long 47 yard field goal in the third quarter...Had seven kickoffs for a 64.0 yard average and four touchbacks...Made one tackle...One of 10 Penn Staters to register their first career tackles in the game.

» DAVIS' CAREER SCORING STATISTICS & GAME HIGHS


	FGM-A	%	0-19	20-29	30-39	40-49	50+	LG	XP	PTS
2015	8-8	100.0	2-2	3-3	2-2	1-1	-	42	11-11	35
2016	22-24	.917	1-1	6-6	12-14	3-3	-	40	62-62	128
2017	1-2	.500	-	-	0-1	1-1	-	47	7-7	10
<b>CAREER</b>	<b>31-34</b>	<b>.912</b>	<b>3-3</b>	<b>9-9</b>	<b>14-17</b>	<b>5-5</b>	<b>-</b>	<b>47</b>	<b>80-80</b>	<b>173</b>

**Points Scored** ..... 15; at Rutgers, 11/19/16  
**PATs Made** ..... 8; at Purdue, 10/29/16  
**Field Goals Made** ..... 4; at Rutgers, 11/19/16  
**Field Goals Attempted** ..... 4; at Rutgers, 11/19/16  
**Longest Field Goal** ..... 47 yards; Akron, 9/2/17

» DAVIS' CAREER KICKOFF STATISTICS

	No.	Yds	AVG	TB	OB
2015	10	595	59.5	3	1
2016	8	461	57.6	1	1
2017	7	448	64.0	4	-
<b>CAREER</b>	<b>25</b>	<b>1,504</b>	<b>60.2</b>	<b>8</b>	<b>2</b>

**NOTE:** Has one career tackle on kickoff coverage (Akron, 2017).



**KOA FARMER** 7  
 Linebacker | 6-1 | 231  
 Senior/Junior  
 Lake View Terrace, Calif./Notre Dame  
 Major: Criminology & Sociology

» 2017

**Season:** Started one game.

**Akron (9/2):** Made two stops, all coming in the first half...Combined with Brandon Smith on a second-quarter tackle for loss...Was a part of a defense that logged 14.0 tackles for loss, the most since recording 15.0 vs. Temple in 2015...Part of a defense that logged a season-opening shutout for the first time since 2007 (FIU, 59-0).

» 2017 GAME-BY-GAME

*Tackles (Solo-Assisted-Total)*  
 AKRON 0-2-2.

» FARMER'S CAREER STATISTICS & GAME HIGHS

	UA-A	TK	FF	FR	I	PBU	SACK	TFL
2015	-	-	-	-	-	-	-	-
2016	14-15	29	1	-	-	1	3.0-13	4.5-16
2017	0-2	2	-	-	-	-	-	0.5-0
<b>CAREER</b>	<b>14-17</b>	<b>31</b>	<b>1</b>	<b>-</b>	<b>-</b>	<b>1</b>	<b>3.0-13</b>	<b>5.0-16</b>

**Tackles** ..... 5; Maryland, 10/8/16


**Sacks** ..... 1.0; Three Times: Last vs. Wisconsin, 12/3/16

**Tackles for Loss** ..... 1.5; Maryland, 10/8/16

**Forced Fumbles** ..... 1; Maryland, 10/8/16

**Pass Breakups** ..... 1; at Purdue, 10/29/16

**NOTE:** Has 18 career kickoff returns for 405 yards (22.5 ypr), all coming in 2015.



**BILLY FESSLER** 16  
 Quarterback | 5-11 | 190  
 Senior/Junior  
 Erie, Pa./Erie Cathedral Prep  
 Major: Finance

» 2017

**Season:** Appeared on one game

**Akron (9/2):** Held on all placements.



**WILL FRIES** 71  
 Offensive Line | 6-6 | 305  
 Sophomore/Freshman  
 Cranford, N.J./Cranford  
 Major: Division of Undergraduate Studies

» 2017

**Season:** Appeared in one game...Made collegiate debut vs. Akron (9/2) on special teams...One of 16 student-athletes to make their collegiate debut in 2017...One of 13 freshmen (10 redshirt, 3 true) to appear in 2017.

**Akron (9/2):** Made collegiate debut...Appeared on both special teams and offense.



**ALEX GELLERSTEDT** 51  
 Offensive Line | 6-6 | 303  
 Sophomore/Freshman  
 Dublin, Ohio/Dublin Coffman  
 Major: Division of Undergraduate Studies

» 2017

**Season:** Appeared in one game...Made collegiate debut vs. Akron (9/2) on special teams...One of 16 student-athletes to make their collegiate debut in 2017...One of 13 freshmen (10 redshirt, 3 true) to appear in 2017.

**Akron (9/2):** Made collegiate debut...Appeared on both special teams and offense.



**MIKE GESICKI** 88  
 Tight End/H-Back | 6-6 | 257  
 Senior/Senior  
 Manahawkin, N.J./Southern Regional  
 Major: Advertising & Public Relations

» CAREER NOTES & RECORDS

**Career:** Sits No. 25 on Penn State's career receiving yards chart with 976 yards.

**Season:** Owns the single-season record for receptions by a tight end with 48, passing Andrew Quarless (41; 2009), and yardage by a tight end at 679, besting Mickey Shuler's single-season record of 600 receiving yards (1977)...Tied the Penn State season record for touchdown catches for a tight end (5) in 2016.

» 2017

**Awards:** Named to the Mackey Award preseason watch list...Selected a preseason first-team All-America by the *Associated Press*, *Sporting News*, *USA Today* and *Street & Smith*...Earned second-team All-America from *Sports Illustrated*, *Athlon Sports*, and *Lindy's*.

**Season:** Made one start...Has made a touchdown catch in four-straight games, dating back to the 2016 season.

**Rankings:** Ranks tied No. 2 nationally and tied for the lead in the Big Ten in receiving touchdowns (2)...Is tied for No. 16 in the FBS and No. 1 in the Big Ten in total touchdowns (2)...Sits tied for No. 19 nationally and No. 2 in the Big Ten in scoring (12.0 ppg)...Ranks No. 57 nationally and No. 7 in the Big Ten in receptions per game (6.0).

**Akron (9/2):** Had career highs with six catches and two touchdown grabs...Totaled 58 yards...Made scoring grabs of 13 and 35 yards.

» 2017 GAME-BY-GAME

*Receiving (Receptions-Yards-TD)*  
 AKRON 6-58-2.

» GESICKI'S CAREER OFFENSIVE STATISTICS & GAME HIGHS

	Att.-Yds.	Avg.	TD	LG	Rec.-Yds.	Avg.	TD	LG
2014	-	-	-	-	11-114	10.4	-	30
2015	-	-	-	-	13-125	9.6	1	33
2016	-	-	-	-	48-679	14.1	5	53
2017	-	-	-	-	6-58	9.7	2	35
<b>CAREER</b>	<b>-</b>	<b>-</b>	<b>-</b>	<b>-</b>	<b>78-976</b>	<b>12.5</b>	<b>8</b>	<b>53</b>

**Receptions** ..... 6; Akron, 9/2/17

**Receiving Yards** ..... 88; at Indiana, 11/12/16

**Receiving Touchdowns** ..... 2; Akron, 9/2/17

**Longest Reception** ..... 53 yards; Minnesota, 10/1/16





**IMMANUEL IYKE** 96  
 Defensive Tackle | 6-2 | 298  
 Junior/Sophomore  
 Hackettstown, N.J./Parsippany Hills  
 Major: Telecommunications

» 2017  
**Season:** Appeared in one game.

**Akron (9/2):** Made his first career tackle in the fourth quarter...One of 10 Penn Staters to register their first career tackles in the game.

» 2017 GAME-BY-GAME

Tackles (Solo-Assisted-Total)  
 AKRON 0-1-1.

» IYKE'S CAREER STATISTICS & GAME HIGHS

	UA-A	TK	FF	FR	I	PBU	SACK	TFL
2016	-	-	-	-	-	-	-	-
2017	0-1	1	-	-	-	-	-	-
<b>CAREER</b>	<b>0-1</b>	<b>1</b>	-	-	-	-	-	-

Tackles .....1; Akron, 9/2/17



**JAN JOHNSON** 36  
 Linebacker | 6-2 | 226  
 Junior/Sophomore  
 Mohnton, Pa./Governor Mifflin  
 Major: Psychology

» 2017  
**Season:** Appeared in one game.

**Akron (9/2):** Tied a career high with two tackles - both solo.

» 2017 GAME-BY-GAME

Tackles (Solo-Assisted-Total)  
 AKRON 2-0-2.

» JOHNSON'S CAREER STATISTICS & GAME HIGHS

	UA-A	TK	FF	FR	I	PBU	SACK	TFL
2016	1-1	2	-	-	-	-	-	-
2017	2-0	2	-	-	-	-	-	-
<b>CAREER</b>	<b>3-1</b>	<b>4</b>	-	-	-	-	-	-

Tackles .....2; Twice: Last Akron, 9/2/17



**JUWANA JOHNSON** 84  
 Wide Receiver | 6-4 | 227  
 Junior/Sophomore  
 Glassboro, N.J./Glassboro  
 Major: Telecommunications

» 2017  
**Season:** Started one game.

**Rankings:** Ranks No. 75 nationally and No. 5 in the Big Ten in receiving yards per game (84.0)...Is No. 75 in the FBS and No. 11 in the Big Ten in yards per reception (21.0).

**Akron (9/2):** Made four receptions for a game-high 84 yards...Both totals were career highs and surpassed his career totals coming into the season.

» 2017 GAME-BY-GAME

Receiving (Receptions-Yards-TD)  
 AKRON 4-84-0.

» JOHNSON'S CAREER OFFENSIVE STATISTICS & GAME HIGHS

	Att.-Yds.	Avg.	TD	LG	Rec.-Yds.	Avg.	TD	LG
2016	-	-	-	-	2-70	35.0	-	43
2017	-	-	-	-	4-84	21.0	-	33
<b>CAREER</b>	-	-	-	-	<b>6-154</b>	<b>25.7</b>	-	<b>43</b>

Receptions .....4; Akron, 9/2/17  
 Receiving Yards .....84; Akron, 9/2/17  
 Longest Reception .....43 yards; Michigan State, 11/26/16  
 Tackles .....2; Twice: Last vs. USC, 1/2/17  
 Blocked Punt .....1; at Rutgers, 11/19/16

NOTE: Has nine career special teams tackles.



**ELLISON JORDAN** 42  
 Defensive Tackle | 6-0 | 292  
 Sophomore/Freshman  
 Upper Marlboro, Md./Gilman School  
 Major: Division of Undergraduate Studies

» 2017  
**Season:** Appeared in one game...Made collegiate debut vs. Akron (9/2)...

One of 16 student-athletes to make their collegiate debut in 2017...One of 13 freshmen (10 redshirt, 3 true) to appear in 2017.

**Akron (9/2):** Made collegiate debut...Logged first career tackle in the fourth quarter...One of 10 Penn Staters to register their first career tackles in the game.

» 2017 GAME-BY-GAME

Tackles (Solo-Assisted-Total)  
 AKRON 0-1-1.

» JORDAN'S CAREER STATISTICS & GAME HIGHS

	UA-A	TK	FF	FR	I	PBU	SACK	TFL
2017	0-1	1	-	-	-	-	-	-
<b>CAREER</b>	<b>0-1</b>	<b>1</b>	-	-	-	-	-	-

Tackles .....1; Akron, 9/2/17



**DANIEL JOSEPH** 49  
 Defensive End | 6-3 | 250  
 Sophomore/Freshman  
 Brampton, Ontario/Lake Forest Academy (Ill.)  
 Major: Division of Undergraduate Study

» 2017  
**Season:** Appeared in one game...Made collegiate debut vs. Akron (9/2)...

One of 16 student-athletes to make their collegiate debut in 2017...One of 13 freshmen (10 redshirt, 3 true) to appear in 2017.

**Akron (9/2):** Made collegiate debut.



**BRENDAN MAHON** 70  
 Offensive Line | 6-4 | 312  
 Senior^/Senior  
 Randolph, N.J./Randolph  
 Major: Landscape Contracting

» 2017  
**Season:** Started one game.

**Akron (9/2):** Helped pave the way for 569 total yards...Cleared the way for Saquon Barkley's 174 rushing yards for his 11th career 100-yard rushing game...Protected Trace McSorley to the tune of 280 passing yards and two scoring throws...Didn't allow a sack or quarterback hurry.



**CONNOR MCGOVERN** 66  
 Offensive Line | 6-5 | 307  
 Sophomore/Sophomore  
 Larksville, Pa./Lake-Lehman  
 Major: Agribusiness Management

» 2017  
**Season:** Started one game.

**Akron (9/2):** Helped pave the way for 569 total yards...Cleared the way for Saquon Barkley's 174 rushing yards for his 11th career 100-yard rushing game...Protected Trace McSorley to the tune of 280 passing yards and two scoring throws...Didn't allow a sack or quarterback hurry.



**JOSH MCPHEARSON** 39  
 Running Back | 5-10 | 197  
 Senior^/Senior  
 Columbia, Md./Annapolis Area Christian  
 Major: Telecommunications

» 2017  
**Season:** Appeared in one game.

**Akron (9/2):** Made a career-high two tackles, both coming on special teams.

» 2017 GAME-BY-GAME

Tackles (Solo-Assisted-Total)  
 AKRON 1-1-2.

» MCPHEARSON'S CAREER STATISTICS & GAME HIGHS

	UA-A	TK	FF	FR	I	PBU	SACK	TFL
2016	0-1	1	-	-	-	-	-	-
2017	1-1	2	-	-	-	-	-	-
<b>CAREER</b>	<b>1-2</b>	<b>3</b>	-	-	-	-	-	-

Tackles .....2; Akron, 9/2/17



**ZECH MCPHEARSON** 14  
 Cornerback | 5-11 | 181  
 Sophomore/Freshman  
 Columbia, Md./Riverdale Baptist School  
 Major: Division of Undergraduate Studies

» 2017  
**Season:** Appeared in one game...Made collegiate debut vs. Akron (9/2)...

One of 16 student-athletes to make their collegiate debut in 2017...One of 13 freshmen (10 redshirt, 3 true) to appear in 2017.

**Akron (9/2):** Made collegiate debut...Logged his first career tackle in the fourth quarter...One of 10 Penn Staters to register their first career tackles in the game.

» 2017 GAME-BY-GAME

Tackles (Solo-Assisted-Total)  
 AKRON 1-0-1.

» MCPHEARSON'S CAREER STATISTICS & GAME HIGHS

	UA-A	TK	FF	FR	I	PBU	SACK	TFL
2017	1-0	1	-	-	-	-	-	-
<b>CAREER</b>	<b>1-0</b>	<b>1</b>	-	-	-	-	-	-

Tackles .....1; Akron, 9/2/17



**TRACE MCSORLEY** 9  
 Quarterback | 6-0 | 202  
 Senior/Junior  
 Ashburn, Va./Briar Woods  
 Major: Accounting

» CAREER NOTES & RECORDS

**Career:** Ranks No. 11 on Penn State's all-time passing yardage list (4,079)...Is No. 11 all-time on Penn State's total offense list (4,535)...One of five quarterbacks in Penn State history with multiple 300-yard passing games in a career, joining Christian Hackenberg (9), Matt McGloin (6), Kerry Collins (4) and Daryll Clark (3)...His five 300-yard passing games rank No. 3 on the Penn State career charts...Owns 12 200-yard passing games to rank No. 6 on the career ledger...Has thrown at least one touchdown pass in 16-straight games, dating back to the 2015 TaxSlayer Bowl, extending his Penn State record, which was previously held by Kerry Collins at 14-straight games from 1993-94...Owns eight career games with both a rushing and passing touchdown (eight in 2016, one in 2017)...With 33 touchdown passes, sits No. 9 on Penn State's all-time ledger, trailing Chuck Fusina (37)...Became the first Penn State quarterback with three consecutive games scoring both a rushing touchdown and passing touchdown since Matt McGloin in 2012 (vs. Temple, at Illinois, vs. Northwestern)...With 396 passing yards in two bowl games, McSorley ranks No. 6 on the Penn State bowl career charts...The six career touchdown passes in bowl games rank No. 2 on the Penn State career bowl list, trailing only Tony Sacca's seven career scoring passes in three bowl games.





**TOM PANCOAST** 89  
Tight End/H-Back | 6-3 | 236  
Senior^/Senior  
West Chester, Pa./Unionville  
Major: Economics

» **2017**  
**Season:** Appeared in one game.  
**Akron (9/2):** Made his first career reception in the fourth quarter, gaining 12 yards.  
» **2017 GAME-BY-GAME**  
*Receiving (Receptions-Yards-TD)*  
AKRON 1-12-0.

» **PANCOAST'S CAREER OFFENSIVE STATISTICS & GAME HIGHS**

	Att.-Yds.	Avg.	TD	LG	Rec.-Yds.	Avg.	TD	LG
2014	-	-	-	-	-	-	-	-
2015	-	-	-	-	-	-	-	-
2016	-	-	-	-	-	-	-	-
2017	-	-	-	-	1-12	12.0	-	12
<b>CAREER</b>	-	-	-	-	<b>1-12</b>	<b>12.0</b>	-	<b>12</b>

**Receptions** ..... 1; Akron, 9/2/17  
**Receiving Yards** ..... 12; Akron, 9/2/17  
**Longest Reception** ..... 12; Akron, 9/2/17  
**NOTE:** Has one career kickoff return - in 2016 - an 11-yard return at Indiana.



**JOHN PETRISHEN** 16  
Safety | 6-0 | 211  
Junior/Sophomore  
Lower Burrell, Pa./Pittsburgh Central Catholic  
Major: Communications Arts & Sciences

» **2017**  
**Season:** Appeared in one game...Made collegiate debut vs. Akron (9/2)... One of 16 student-athletes to make their collegiate debut in 2017.  
**Akron (9/2):** Made collegiate debut...Posted his first career tackle in the fourth quarter...One of 10 Penn Staters to register their first career tackles in the game.

» **2017 GAME-BY-GAME**  
*Tackles (Solo-Assisted-Total)*  
AKRON 0-1-1.

» **PETRISHEN'S CAREER STATISTICS & GAME HIGHS**

	UA-A	TK	FF	FR	I	PBU	SACK	TFL
2016	-	-	-	-	-	-	-	-
2017	0-1	1	-	-	-	-	-	-
<b>CAREER</b>	<b>0-1</b>	<b>1</b>	-	-	-	-	-	-

**Tackles** ..... 1; Akron, 9/2/17



**BRANDON POLK** 10  
Wide Receiver | 5-9 | 181  
Junior/Sophomore  
Ashburn, Va./Briar Woods  
Major: Criminology

» **2017**  
**Season:** Appeared in one game.  
**Akron (9/2):** Made one catch for four yards.  
» **2017 GAME-BY-GAME**  
*Receiving (Receptions-Yards-TD)*  
AKRON 1-4-0.

» **POLK'S CAREER OFFENSIVE STATISTICS & GAME HIGHS**

	Att.-Yds.	Avg.	TD	LG	Rec.-Yds.	Avg.	TD	LG
2015	18-159	8.8	1	33	6-57	9.5	1	39
2016	-	-	-	-	2-18	9.0	-	14
2017	-	-	-	-	1-4	4.0	-	4
<b>CAREER</b>	<b>18-159</b>	<b>8.8</b>	<b>1</b>	<b>33</b>	<b>9-79</b>	<b>8.8</b>	<b>1</b>	<b>39</b>

**Rushing attempts** ..... 3; Three Times: Last vs. Georgia, 1/2/16  
**Rushing Yards** ..... 50; at Temple, 9/5/15  
**Rushing Touchdowns** ..... 1; Buffalo, 9/12/15  
**Longest Rush** ..... 33 yards; at Temple, 9/5/15  
**Receptions** ..... 2; Indiana, 10/10/15  
**Receiving Yards** ..... 46; Indiana, 10/10/15  
**Receiving Touchdowns** ..... 1; Indiana, 10/10/15  
**Longest Reception** ..... 39 yards; Indiana, 10/10/15  
**All-Purpose Yards** ..... 89; at Ohio State, 10/17/15  
**NOTE:** Has 10 career kickoff returns for 209 yards (20.9 ypr), all coming in 2015.



**ANDRE ROBINSON** 6  
Running Back | 5-9 | 216  
Junior/Sophomore  
Mechanicsburg, Pa./Bishop McDevitt  
Major: Economics

» **2017**  
**Season:** Appeared in one game.  
**Akron (9/2):** Carried twice for minus-3 yards.  
» **2017 GAME-BY-GAME**  
*Rushing (Carries-Yards-TD)*  
AKRON 2-(-3)-0.

» **ROBINSON'S CAREER OFFENSIVE STATISTICS & GAME HIGHS**

	Att.-Yds.	Avg.	TD	LG	Rec.-Yds.	Avg.	TD	LG
2016	29-141	4.9	5	19	2-42	21.0	1	40
2017	2-(-3)	-1.5	-	2	-	-	-	-
<b>CAREER</b>	<b>31-138</b>	<b>4.5</b>	<b>5</b>	<b>19</b>	<b>2-42</b>	<b>21.0</b>	<b>1</b>	<b>40</b>

**Rushing Attempts** ..... 6; Twice: Last at Rutgers, 11/19/16  
**Rushing Yards** ..... 32; Michigan State, 11/26/16  
**Rushing Touchdowns** ..... 2; at Purdue, 10/29/16  
**Longest Rush** ..... 19 yards; at Purdue, 10/29/16  
**Receptions** ..... 1; Twice: Last Michigan State, 11/26/16  
**Receiving Yards** ..... 40; Michigan State, 11/26/16  
**Receiving Touchdowns** ..... 1; Michigan State, 11/26/16  
**Longest Reception** ..... 40 yards; Michigan State, 11/26/16



**MILES SANDERS** 24  
Running Back | 5-11 | 209  
Sophomore/Sophomore  
Pittsburgh, Pa./Woodland Hills  
Major: Division of Undergraduate Studies

» **2017**  
**Season:** Appeared in one game.  
**Akron (9/2):** Carried once for 16 yards.  
» **2017 GAME-BY-GAME**  
*Rushing (Carries-Yards-TD)*  
AKRON 1-16-0.

» **SANDERS' CAREER OFFENSIVE STATISTICS & GAME HIGHS**

	Att.-Yds.	Avg.	TD	LG	Rec.-Yds.	Avg.	TD	LG
2016	25-184	7.4	1	57	2-24	12.0	1	21
2017	1-16	16.0	-	16	-	-	-	-
<b>CAREER</b>	<b>26-200</b>	<b>7.7</b>	<b>1</b>	<b>57</b>	<b>2-24</b>	<b>12.0</b>	<b>1</b>	<b>21</b>

**Rushing Attempts** ..... 5; Twice: Last at Rutgers, 11/19/16  
**Rushing Yards** ..... 85; at Rutgers, 11/19/16  
**Rushing Touchdowns** ..... 1; Maryland, 10/8/16  
**Longest Rush** ..... 57 yards; at Rutgers, 11/19/16  
**Receptions** ..... 1; Twice: Last at Purdue, 10/29/16  
**Receiving Yards** ..... 21; at Purdue, 10/29/16  
**Receiving Touchdowns** ..... 1; at Purdue, 10/29/16  
**Longest Reception** ..... 21 yards; at Purdue, 10/29/16

» **SANDERS' CAREER KICKOFF RETURN STATISTICS & GAME HIGHS**

	No.	Yds.	Avg.	TD	LG
2016	33	688	20.8	-	48
<b>CAREER</b>	<b>33</b>	<b>688</b>	<b>20.8</b>	-	<b>48</b>

**Kickoff Returns** ..... 4; Three Times: Last vs. Wisconsin, 12/3/16  
**Kickoff Return Yards** ..... 89; Ohio State, 10/22/16  
**Longest Kickoff Return** ..... 48 yards; Iowa, 11/5/16



**NICK SCOTT** 4  
Safety | 5-11 | 199  
Senior/Junior  
Fairfax, Va./Fairfax  
Major: Psychology

» **2017**  
**Season:** Appeared in one game...Selected as team captain prior to the season.  
**Akron (9/2):** Logged two stops...Made one tackle on kickoff coverage.  
» **2017 GAME-BY-GAME**  
*Tackles (Solo-Assisted-Total)*  
AKRON 0-2-2.

» **SCOTT'S CAREER STATISTICS & GAME HIGHS**

	UA-A	TK	FF	FR	I	PBU	SACK	TFL
2015	5-3	8	-	-	-	-	-	-
2016	3-5	8	-	-	-	1	-	-
2017	0-2	2	-	-	-	-	-	-
<b>CAREER</b>	<b>8-10</b>	<b>18</b>	-	-	-	<b>1</b>	-	-

**Tackles** ..... 3; Maryland, 10/8/15  
**Pass Breakups** ..... 1; Michigan State, 11/26/16



**ANTONIO SHELTON** 55  
Defensive Tackle | 6-2 | 291  
Sophomore/Freshman  
Westerville, Ohio/Westerville-North  
Major: Communications

» **2017**  
**Season:** Appeared in one game...Made collegiate debut vs. Akron (9/2)... One of 16 student-athletes to make their collegiate debut in 2017...One of 13 freshmen (10 redshirt, 3 true) to appear in 2017.  
**Akron (9/2):** Made collegiate debut.



**SHANE SIMMONS** 34  
Defensive End | 6-3 | 250  
Sophomore/Freshman  
Laurel, Md./DeMatha  
Major: Division of Undergraduate Studies

» **2017**  
**Season:** Appeared in one game...Made collegiate debut vs. Akron (9/2)... One of 16 student-athletes to make their collegiate debut in 2017...One of 13 freshmen (10 redshirt, 3 true) to appear in 2017.

**Akron (9/2):** Made collegiate debut...Logged his first career stop, a combined tackle for loss with Brandon Smith in the fourth quarter...One of 10 Penn Staters to register their first career tackles in the game...Was a part of a defense that logged 14.0 tackles for loss, the most since recording 15.0 vs. Temple in 2015.

» **2017 GAME-BY-GAME**  
*Tackles (Solo-Assisted-Total)*  
AKRON 0-1-1.

» **SIMMONS' CAREER STATISTICS & GAME HIGHS**

	UA-A	TK	FF	FR	I	PBU	SACK	TFL
2016	-	-	-	-	-	-	-	-
2017	0-1	1	-	-	-	-	-	0.5-1
<b>CAREER</b>	<b>0-1</b>	<b>1</b>	-	-	-	-	-	<b>0.5-1</b>

**Tackles** ..... 1; Akron, 9/2/17  
**Tackles for Loss** ..... 0.5; Akron, 9/2/17





**KYLE VASEY** 96  
 Long Snapper | 6-2 | 237  
 Senior/Junior  
 Hawley, Pa./Wallenpaupack  
 Major: Rehabilitation & Human Services

» 2017  
**Season:** Started one game at long snapper...Made collegiate debut vs. Akron (9/2)...One of 16 student-athletes to make their collegiate debut in 2017.


**Akron (9/2):** Made collegiate debut.



**JASON VRANIC** 51  
 Linebacker | 6-0 | 222  
 Senior/Senior  
 Wheatfield, N.Y./Niagara-Wheatfield  
 Major: Kinesiology

» 2017  
**Season:** Appeared in one game...Made Penn State debut vs. Akron (9/2)...One of 16 student-athletes to make their collegiate debut in 2017.

**Akron (9/2):** Made Penn State debut.



**LAMONT WADE** 38  
 Cornerback | 5-9 | 193  
 Freshman/Freshman  
 Clairton, Pa./Clairton  
 Major: Division of Undergraduate Studies

» 2017  
**Season:** Appeared in one game...Made collegiate debut vs. Akron (9/2)... One of 16 student-athletes to make their collegiate debut in 2017...One of 13 freshmen (10 redshirt, 3 true) to appear in 2017.

**Akron (9/2):** Logged his first career tackle on special teams...One of 10 Penn Staters to register their first career tackles in the game.

» 2017 GAME-BY-GAME

*Tackles (Solo-Assisted-Total)*  
 AKRON 0-1-1.

» WADE'S CAREER STATISTICS & GAME HIGHS

	UA-A	TK	FF	FR	I	PBU	SACK	TFL
2016	-	-	-	-	-	-	-	-
2017	0-1	1	-	-	-	-	-	-
<b>CAREER</b>	<b>0-1</b>	<b>1</b>	-	-	-	-	-	-

**Tackles** ..... 1; Akron, 9/2/17



**ROBERT WINDSOR** 54  
 Defensive Tackle | 6-4 | 295  
 Junior/Sophomore  
 Fond Du Lac, Wis./Fond Du Lac  
 Major: Telecommunications

» 2017  
**Season:** Appeared in one game.

**Akron (9/2):** Tied a career high with four stops and 0.5 tackle for loss... Combined with Ryan Buchholz on a first-quarter tackle behind the line of scrimmage...Was a part of a defense that logged 14.0 tackles for loss, the most since recording 15.0 vs. Temple in 2015...Part of a defense that logged a season-opening shutout for the first time since 2007 (FIU, 59-0).

» 2017 GAME-BY-GAME

*Tackles (Solo-Assisted-Total)*  
 AKRON 1-3-4.

» WINDSOR'S CAREER STATISTICS & GAME HIGHS

	UA-A	TK	FF	FR	I	PBU	SACK	TFL
2016	9-14	23	-	-	-	-	1.0-6	1.5-6
2017	1-3	4	-	-	-	-	-	0.5-1
<b>CAREER</b>	<b>10-17</b>	<b>27</b>	<b>1</b>	-	-	-	<b>1.0-6</b>	<b>2.0-7</b>

**Tackles** ..... 4; Twice: Last Akron, 9/2/17

**Sacks** ..... 0.5; Twice: Last Minnesota, 10/1/16

**Tackles For Loss** ..... 0.5; Four Times: Last Akron, 9/2/17



**CHASZ WRIGHT** 77  
 Offensive Line | 6-7 | 345  
 Senior/Junior  
 Woodbridge, Va./Milford Academy  
 Major: Telecommunications

» 2017  
**Season:** Started one game.

**Akron (9/2):** Helped pave the way for 569 total yards...Cleared the way for Saquon Barkley's 174 rushing yards for his 11th career 100-yard rushing game...Protected Trace McSorley to the tune of 280 passing yards and two scoring throws...Didn't allow a sack or quarterback hurry.

2017 RESULTS & STATISTICS

Date	PSU Rank	Opponent (Rank)	Score	Attendance	Big Ten	Overall
Sept. 2	6/6	AKRON	W, 52-0	101,684	0-0	1-0
Sept. 9		PITTSBURGH				
Sept. 16		GEORGIA STATE				
Sept. 23		at Iowa *				
Sept. 30		INDIANA *				
Oct. 7		at Northwestern *				
Oct. 21		MICHIGAN *				
Oct. 28		at Ohio State *				
Nov. 4		at Michigan State *				
Nov. 11		RUTGERS *				
Nov. 18		NEBRASKA *				
Nov. 25		at Maryland *				

(\*) Big Ten Conference game; Rankings - AP/Coaches.

TEAM STATISTICS	Penn State	Opponent
<b>SCORING</b>	52	0
Points Per Game	52.0	0.0
Points Off Turnovers	7	0
<b>FIRST DOWNS</b>	24	12
Rushing	7	4
Passing	14	7
Penalty	3	1
<b>RUSHING YARDAGE</b>	247	73
Yards Gained Rushing	266	107
Yards Lost Rushing	19	34
Rushing Attempts	34	34
Average Per Rush	7.3	2.1
Average Per Game	247.0	73.0
TDs Rushing	4	0
<b>PASSING YARDAGE</b>	322	86
Comp-Att-Int	21-31-1	14-29-1
Average Per Pass	10.4	3.0
Average Per Catch	15.3	6.1
Average Per Game	322.0	86.0
TDs Passing	2	0
<b>TOTAL OFFENSE</b>	569	159
Total Plays	65	63
Average Per Play	8.8	2.5
Average Per Game	569.0	159.0
<b>KICK RETURNS: #-Yards</b>	1-20	4-77
<b>PUNT RETURNS: #-Yards</b>	5-130	0-0
<b>INT RETURNS: #-Yards</b>	1-0	1-0
<b>KICK RETURN AVERAGE</b>	20.0	19.2
<b>PUNT RETURN AVERAGE</b>	26.0	0.0
<b>INT RETURN AVERAGE</b>	0.0	0.0
<b>FUMBLES-LOST</b>	0-0	1-0
<b>PENALTIES-Yards</b>	5-45	9-84
Average Per Game	45.0	84.0
<b>PUNTS-Yards</b>	2-100	11-435
Average Per Punt	50.0	39.5
Net Punt Average	40.0	27.7
<b>KICKOFFS-Yards</b>	9-561	1-65
Average Per Kick	62.3	65.0
Net Kick Average	42.7	45.0
<b>TIME OF POSSESSION/GAME</b>	29:30	30:30
<b>3RD-DOWN CONVERSIONS</b>	3/9 (33%)	4/17 (24%)
<b>4TH-DOWN CONVERSIONS</b>	1/2 (50%)	0/0 (-)
<b>SACKS BY-Yards</b>	3-13	0-0
<b>MISC YARDS</b>	0	0
<b>TOUCHDOWNS SCORED</b>	7	0
<b>FIELD GOALS-ATTEMPTS</b>	1-2	0-0
<b>ON-SIDE KICKS</b>	0-0	0-0
<b>RED-ZONE SCORES</b>	(5-6) 83%	(0-0) 0%
<b>RED-ZONE TOUCHDOWNS</b>	(5-6) 83%	(0-0) 0%
<b>PAT-ATTEMPTS</b>	(7-7) 100%	(0-0) 0%
<b>ATTENDANCE</b>	101684	0

SCORE BY QUARTERS	1	2	3	4	Total	Average
Penn State	14	21	10	7	52	52.0
Opponents	-	-	-	-	-	-

PASSING	G	Rating	C-A-I	Pct.	Yards	TD	LP	Avg./G
McSorley, Trace	1	184.48	18-25-1	72.0	280	2	43	280.0
Stevens, Tommy	1	108.80	3-6-0	50.0	42	-	26	42.0
Penn State	1	169.83	21-31-1	67.7	322	2	43	322.0
Opponents	1	66.29	14-29-1	48.3	86	-	13	86.0

Statistician's Note

Passing rating formula: [(8.4 x yards) + (330 x touchdowns) - (200 x interceptions) + (100 x completions)] / attempts.

RUSHING	G	Att.	Yards	Avg./Att.	TD	LG	Avg./G
Barkley, Saquon	1	14	172	12.3	2	80	172.0
McSorley, Trace	1	12	48	4.0	1	15	48.0
Stevens, Tommy	1	4	16	4.0	1	7	16.0
Sanders, Miles	1	1	16	16.0	-	16	16.0
Penn State	1	34	247	7.3	4	80	247.0
Opponents	1	34	73	2.1	-	13	73.0

RECEIVING	G	No.	Yards	Avg./Rec.	TD	LG	Avg./G
Gesicki, Mike	1	6	58	9.7	2	35	58.0
Johnson, Juwan	1	4	84	21.0	-	33	84.0
Hamilton, DaeSean	1	3	74	24.7	-	29	74.0
Barkley, Saquon	1	3	54	18.0	-	43	54.0
Thompkins, DeAndre	1	2	29	14.5	-	15	29.0
Pancoast, Tom	1	1	12	12.0	-	12	12.0
Stevens, Tommy	1	1	7	7.0	-	7	7.0
Polk, Brandon	1	1	4	4.0	-	4	4.0
Penn State	1	21	322	15.3	2	43	322.0
Opponents	1	14	86	6.1	-	13	86.0

TOTAL OFFENSE	G	Plays	Rushing	Passing	Total	Avg./G
McSorley, Trace	1	37	48	280	328	328.0
Barkley, Saquon	1	14	172	0	172	172.0
Stevens, Tommy	1	10	16	42	58	58.0
Sanders, Miles	1	1	16	0	16	16.0
Penn State	1	65	247	322	569	569.0
Opponents	1	63	73	86	159	159.0

KICKOFF RETURNS	No.	Yards	Avg./Ret.	TD	LG
Barkley, Saquon	1	20	20.0	-	20
Penn State	1	20	20.0	-	20
Opponents	4	77	19.2	-	24

PUNT RETURNS	No.	Yards	Avg./Ret.	TD	LG
Thompkins, DeAndre	4	127	31.8	1	61
Apke, Troy	1	3	3.0	0	3
Penn State	5	130	26.0	1	61
Opponents	0	0	0.0	0	0



ALL-PURPOSE YARDAGE	G	Rushing	Receiving	Punt Returns	KO Returns	Int. Returns	Total	Avg./G
Barkley, Saquon	1	172	54	0	20	0	246	246.0
Thompkins, DeAndre	1	0	29	127	0	0	156	156.0
Johnson, Juwan	1	0	84	0	0	0	84	84.0
Hamilton, DaeSean	1	0	74	0	0	0	74	74.0
Gesicki, Mike	1	0	58	0	0	0	58	58.0
Penn State	1	247	322	130	20	0	719	719.0
Opponents	1	73	86	0	77	0	236	236.0

..... Points After Touchdown .....

SCORING	TD	FG	Kick	Rush	Rec.	Pass	DXP	Saf	Points
Barkley, Saquon	2	0-0	0-0	0-0	0	0-0	0	0	12
Gesicki, Mike	2	0-0	0-0	0-0	0	0-0	0	0	12
Davis, Tyler	0	1-2	7-7	0-0	0	0-0	0	0	10
Stevens, Tommy	1	0-0	0-0	0-0	0	0-0	0	0	6
Thompkins, DeAndre	1	0-0	0-0	0-0	0	0-0	0	0	6
McSorley, Trace	1	0-0	0-0	0-0	0	0-0	0	0	6
Penn State	7	1-2	7-7	0-0	0	0-0	0	0	52
Opponents	0	0-0	0-0	0-0	0	0-0	0	0	0

PUNTING	No.	Yards	Average	LG	TB	FC	I-20	50+	Blk.
Gillikin, Blake	2	100	50.0	56	1	0	0	1	0
Penn State	2	100	50.0	56	1	0	0	1	0
Opponents	11	435	39.5	47	0	2	2	0	0

FIELD GOALS	FG	Pct.	1-19	20-29	30-39	40-49	50+	LG	Blk.
Davis, Tyler	1-2	50.0	0-0	0-0	0-1	1-1	0-0	47	0

KICKOFFS	No.	Yards	Average	TB	OB
Davis, Tyler	7	448	64.0	4	0
Barbir, Alex	2	113	56.5	0	1
Penn State	9	561	62.3	4	1
Opponents	1	65	65.0	0	0



INTERCEPTIONS	No.	Yards	Average	TD	LG	FUMBLE RETURNS	No.	Yards	Average	TD	LG
Oruwariye, Amani	1	0	0.0	0	0	None					
Penn State	1	0	0.0	0	0						
Opponents	1	0	0.0	0	0						

DEFENSE	G-GS	Solo	Assist	Total	TFL-Yards	Sacks-Yards	Int.-Yards	PBU	QBH	FR-Yards	FF
Miller, Jarvis	1-0	3	2	5	1.0-1	1.0-1	0	0	0	0	0
Bowen, Manny	1-1	1	4	5	0.5-1	0	0	0	0	0	0
Chavis, Tyrell	1-0	2	3	5	3.0-7	0.5-2	0	0	0	0	0
Windsor, Robert	1-0	1	3	4	0.5-1	0	0	0	0	0	0
Brown, Cam	1-0	2	2	4	1.0-4	0	0	0	1	0	0
Smith, Brandon	1-0	0	4	4	1.0-2	0	0	0	0	0	0
Buchholz, Ryan	1-0	2	2	4	1.5-9	1.0-8	0	0	1	0	1
Allen, Marcus	1-1	0	3	3	0.5-1	0	0	1	0	0	0
Apke, Troy	1-1	1	2	3	0	0	0	0	0	0	0
Cothran, Curtis	1-1	0	3	3	1.0-3	0.5-2	0	0	0	0	0
Brown, Torrence	1-1	0	3	3	0.5-0	0	0	0	0	0	0
Cabinda, Jason	1-1	0	3	3	0	0	0	0	0	0	0
Oruwariye, Amani	1-0	1	2	3	0	0	1-0	1	0	0	0
Gross-Matos, Yetur	1-0	1	1	2	0	0	0	1	0	0	0
Campbell, Christian	1-1	0	2	2	0.5-1	0	0	2	0	0	0
Scott, Nick	1-0	0	2	2	0	0	0	0	0	0	0
McPhearson, Josh	1-0	1	1	2	0	0	0	0	0	0	0
Farmer, Koa	1-1	0	2	2	0.5-0	0	0	0	0	0	0
Johnson, Jan	1-0	2	0	2	0	0	0	0	0	0	0
Toney, Shaka	1-0	1	1	2	1.0-2	0	0	0	0	0	0
Cooper, Jake	1-0	1	1	2	0	0	0	0	0	0	0
Wade, Lamont	1-0	0	1	1	0	0	0	0	0	0	0
Taylor, Garrett	1-0	0	1	1	0	0	0	1	0	0	0
Givens, Kevin	1-0	0	1	1	0	0	0	0	0	0	0
Cothren, Parker	1-1	0	1	1	0.5-1	0	0	1	0	0	0
Jordan, Ellison	1-0	0	1	1	0	0	0	0	0	0	0
Monk, Ryan	1-0	0	1	1	0	0	0	0	0	0	0
McPhearson, Zech	1-0	1	0	1	0	0	0	0	0	0	0
Davis, Tyler	1-0	1	0	1	0	0	0	0	0	0	0
lyke, Immanuel	1-0	0	1	1	0	0	0	0	0	0	0
Simmons, Shane	1-0	0	1	1	0.5-1	0	0	0	0	0	0
Petrishen, John	1-0	0	1	1	0	0	0	0	0	0	0
Miller, Shareef	1-1	0	1	1	0.5-2	0	0	0	0	0	0
Haley, Grant	1-1	1	0	1	0	0	0	0	0	0	0
Penn State	1-0	22	56	78	14-36	3-13	1-0	3	3	0	1
Opponents	1-0	35	18	53	7.0-29	0-0	1-0	1	0	0	0



## SCORING SUMMARY

Plays	Yds	Time	Result	Qtr.	Scoring Play
<b>AKRON (8)</b>					
-	-	-	TD	1	Thompkins 61-yard punt return (Davis, T. kick)
10	75	4:49	TD	1	Gesicki 13-yard pass from McSorley (Davis, T. kick)
3	87	0:51	TD	2	McSorley 4-yard run (Davis, T. kick)
5	62	2:30	TD	2	Barkley 3-yard run (Davis, T. kick)
5	45	1:51	TD	2	Barkley 30-yard run (Davis, T. kick)
8	62	4:03	FG	3	Davis 47-yard field goal
3	58	1:23	TD	3	Gesicki 2-yard pass from McSorley (Davis, T. kick)
5	66	1:56	TD	4	Stevens 5-yard run (Davis, T. kick)



## PENN STATE GAME-BY-GAME

	AKRON	PITT	GSU	at Iowa	IND	at NW	MICH	at OSU	at MSU	RUT	NEB	at UMD
<b>First Downs</b>	<b>24</b>											
Rushing	7											
Passing	14											
Penalty	3											
<b>Net Yards Rushing</b>	<b>247</b>											
Rushing Attempts	34											
Average Per Rush	7.3											
Rushing Touchdowns	4											
Yards Gained	266											
Yards Lost	19											
<b>Net Yards Passing</b>	<b>322</b>											
Completions	21											
Attempts	31											
Interceptions	1											
Yards Per Attempt	10.4											
Yards Per Completion	15.3											
Passing Touchdowns	2											
<b>Total Offensive Yards</b>	<b>569</b>											
Plays	65											
Yards Per Play	8.8											
<b>Fumbles-Lost</b>	<b>--</b>											
<b>Penalties-Yards</b>	<b>5-45</b>											
<b>Punts-Yards</b>	<b>2-100</b>											
Yards Per Punt	50.0											
Net Yards Per Punt	40.0											
Inside 20	--											
50+ Yard Kicks	1											
Touchbacks	1											
Fair Catch	--											
<b>Kickoffs-Yards</b>	<b>9-561</b>											
Yards Per Kickoff	62.3											
Net Yards Per Kickoff	42.7											
Touchbacks	4											
<b>Punt Returns</b>	<b>5</b>											
Yards	130											
Touchdowns	1											
Yards Per Return	26.0											
<b>Kickoff Returns</b>	<b>1</b>											
Yards	20											
Touchdowns	--											
Yards Per Return	20.0											
<b>Interceptions</b>	<b>1</b>											
Yards	--											
Touchdowns	--											
<b>Fumble Recoveries</b>	<b>--</b>											
Returns-Yards	--											
Touchdowns	--											
<b>Miscellaneous Yards</b>	<b>--</b>											
<b>Possession Times</b>	<b>29:30</b>											
1st Quarter	7:59											
2nd Quarter	7:03											
3rd Quarter	8:54											
4th Quarter	5:34											
<b>3rd-Down Conversions</b>	<b>3-9</b>											
<b>4th-Down Conversions</b>	<b>1-2</b>											
<b>Red Zone Scoring</b>	<b>5-6</b>											
Touchdowns	5											
Field Goals	--											
<b>Sacks By-Yards</b>	<b>3-13</b>											
<b>PAT Kicks</b>	<b>7-7</b>											
<b>Field Goals</b>	<b>1-2</b>											
<b>Total Points</b>	<b>52</b>											
Touchdowns Rushing	4											
Touchdowns Passing	2											
Touchdown Returns	1											
Other Touchdowns	--											
Safeties	--											
Kick PAT-Attempts	7-7											
2pt PAT-Attempts	--											
Field Goals-Attempts	1-2											
<b>Points Off Turnovers</b>	<b>7</b>											



## OPPONENT GAME-BY-GAME

	AKRON	PITT	GSU	at Iowa	IND	at NW	MICH	at OSU	at MSU	RUT	NEB	at UMD
<b>First Downs</b>	<b>12</b>											
Rushing	4											
Passing	7											
Penalty	1											
<b>Net Yards Rushing</b>	<b>73</b>											
Rushing Attempts	34											
Average Per Rush	2.1											
Rushing Touchdowns	--											
Yards Gained	107											
Yards Lost	34											
<b>Net Yards Passing</b>	<b>86</b>											
Completions	14											
Attempts	29											
Interceptions	1											
Yards Per Attempt	3.0											
Yards Per Completion	6.1											
Passing Touchdowns	--											
<b>Total Offensive Yards</b>	<b>159</b>											
Plays	63											
Yards Per Play	2.5											
<b>Fumbles-Lost</b>	<b>1-0</b>											
<b>Penalties-Yards</b>	<b>9-84</b>											
<b>Punts-Yards</b>	<b>11-435</b>											
Yards Per Punt	39.5											
Net Yards Per Punt	27.7											
Inside 20	2											
50+ Yard Kicks	--											
Touchbacks	--											
Fair Catch	2											
<b>Kickoffs-Yards</b>	<b>1-65</b>											
Yards Per Kickoff	65.0											
Net Yards Per Kickoff	45.0											
Touchbacks	4											
<b>Punt Returns</b>	<b>--</b>											
Yards	--											
Touchdowns	--											
Yards Per Return	--											
<b>Kickoff Returns</b>	<b>4</b>											
Yards	77											
Touchdowns	--											
Yards Per Return	19.2											
<b>Interceptions</b>	<b>1</b>											
Yards	--											
Touchdowns	--											
<b>Fumble Recoveries</b>	<b>--</b>											
Returns-Yards	--											
Touchdowns	--											
<b>Miscellaneous Yards</b>	<b>--</b>											
<b>Possession Times</b>	<b>30:30</b>											
1st Quarter	7:01											
2nd Quarter	7:57											
3rd Quarter	6:06											
4th Quarter	9:26											
<b>3rd-Down Conversions</b>	<b>4-17</b>											
<b>4th-Down Conversions</b>	<b>--</b>											
<b>Red Zone Scoring</b>	<b>--</b>											
Touchdowns	--											
Field Goals	--											
<b>Sacks By-Yards</b>	<b>--</b>											
<b>PAT Kicks</b>	<b>--</b>											
<b>Field Goals</b>	<b>--</b>											
<b>Total Points</b>	<b>0</b>											
Touchdowns Rushing	--											
Touchdowns Passing	--											
Touchdown Returns	--											
Other Touchdowns	--											
Safeties	--											
Kick PAT-Attempts	--											
2pt PAT-Attempts	--											
Field Goals-Attempts	--											
<b>Points Off Turnovers</b>	<b>--</b>											



**INDIVIDUAL GAME-BY-GAME**

**RUSHING**

(ATT-YDS-TD)	AKRON	PITT	GSU	at Iowa	IND	at NW	MICH	at OSU	at MSU	RUT	NEB	at UMD
Barkley, Saquon	14-174-2											
McSorley, Trace	12-57-1											
Robinson, Andre	2-(-3)-0											
Sanders, Miles	1-16-0											
Stevens, Tommy	4-16-1											
TEAM	1-(-2)-0											

**RECEIVING**

(REC-YDS-TD)	AKRON	PITT	GSU	at Iowa	IND	at NW	MICH	at OSU	at MSU	RUT	NEB	at UMD
Barkley, Saquon	3-54-0											
Gesicki, Mike	6-58-2											
Hamilton, DaeSean	3-74-0											
Johnson, Juwan	4-84-0											
Pancoast, Tom	1-12-0											
Polk, Brandon	1-4-0											
Stevens, Tommy	1-7-0											
Thompkins, DeAndre	2-29-0											

**PASSING**

**Trace McSorley**

	C-A-I	Pct.	Yards	TD	Long	Sack-Yards	Efficiency
AKRON	18-25-1	72.0	280	2	43	--	184.48
PITT							
GEORGIA STATE							
at Iowa							
INDIANA							
at Northwestern							
MICHIGAN							
at Ohio State							
at Michigan State							
RUTGERS							
NEBRASKA							
at Maryland							

**Tommy Stevens**

	C-A-I	Pct.	Yards	TD	Long	Sack-Yards	Efficiency
AKRON	3-6-0	50.0	42	--	26	--	108.80
PITT							
GEORGIA STATE							
at Iowa							
INDIANA							
at Northwestern							
MICHIGAN							
at Ohio State							
at Michigan State							
RUTGERS							
NEBRASKA							
at Maryland							

**KICKING & PUNTING**

**KICKOFFS**

Season	KO	Total Yards	TB	OB	Kick Avg.	Returns	Rtn. Yds.	Yds./Rtn.
Davis, Tyler	7	448	4	--	64.0	--	--	--
Barbir, Alex	2	113	--	1	56.5	--	--	--
						4	77	19.2
Season	KO	Total Yards	TB	OB	Kick Avg.	Returns	Rtn. Yds.	Yds./Rtn.
AKRON	9	561	4	1	62.3	4	77	19.2
PITTSBURGH								
GEORGIA STATE								
at Iowa								
INDIANA								
at Northwestern								
MICHIGAN								
at Ohio State								
at Michigan State								
RUTGERS								
NEBRASKA								
at Maryland								

**PUNTING**

Season	No.	Total Yds	Avg.	Long	FC	I20	50+	Blk
Gillikin, Blake	2	100	50.0	56	--	--	1	--
Game	No.	Total Yds	Avg.	Long	FC	I20	50+	Blk
AKRON	2	100	50.0	56	--	--	1	--
PITTSBURGH								
GEORGIA STATE								
at Iowa								
INDIANA								
at Northwestern								
MICHIGAN								
at Ohio State								
at Michigan State								
RUTGERS								
NEBRASKA								
at Maryland								



## INDIVIDUAL GAME-BY-GAME

## TACKLES

(UT-AT-TT)	UT-AT	TT	AKRON	PITT	GSU	at Iowa	IND	at NW	MICH	at OSU	at MSU	RUT	NEB	at UMD
Bowen, Manny	1-4	5	1-4											
Chavis, Tyrell	2-3	5	2-3											
Miller, Jarvis	3-2	5	3-2											
Buchholz, Ryan	2-2	4	2-2											
Smith, Brandon	0-4	4	0-4											
Brown, Cam	2-2	4	2-2											
Windsor, Robert	1-3	4	1-3											
Allen, Marcus	0-3	3	0-3											
Apke, Troy	1-2	3	1-2											
Oruwareye, Amani	1-2	3	1-2											
Cabinda, Jason LB	0-3	3	0-3											
Brown, Torrence	0-3	3	0-3											
Cothran, Curtis	0-3	3	0-3											
Toney, Shaka	1-1	2	1-1											
Cooper, Jake	1-1	2	1-1											
Johnson, Jan	2-0	2	2-0											
Farmer, Koa	0-2	2	0-2											
McPhearson, Josh	1-1	2	1-1											
Scott, Nick	0-2	2	0-2											
Gross-Matos, Yetur	1-1	2	1-1											
Campbell, Christian	0-2	2	0-2											
Miller, Shareef	0-1	1	0-1											
Petrisen, John	0-1	1	0-1											
Simmons, Shane	0-1	1	0-1											
Iyke, Immanuel	0-1	1	0-1											
Davis, Tyler	1-0	1	1-0											
McPhearson, Zech	1-0	1	1-0											
Monk, Ryan	0-1	1	0-1											
Jordan, Ellison	0-1	1	0-1											
Cothren, Parker	0-1	1	0-1											
Givens, Kevin	0-1	1	0-1											
Taylor, Garrett	0-1	1	0-1											
Wade, Lamont	0-1	1	0-1											
Haley, Grant	1-0	1	1-0											

## TFL &amp; SACKS

TFL (Sacks)	AKRON	PITT	GSU	at Iowa	IND	at NW	MICH	at OSU	at MSU	RUT	NEB	at UMD
Allen, Marcus	0.5 (--)											
Bowen, Manny	0.5 (--)											
Brown, Cam	1.0 (--)											
Buchholz, Ryan	1.5 (1.0)											
Campbell, Christian	0.5 (--)											
Cothran, Curtis	1.0 (0.5)											
Cothren, Parker	0.5 (--)											
Chavis, Tyrell	3.0 (0.5)											
Farmer, Koa	0.5 (--)											
Miller, Shareef	0.5 (--)											
Simmons, Shane	0.5 (--)											
Smith, Brandon	1.0 (--)											
Windsor, Robert	0.5 (--)											
<b>Team Total</b>	<b>14.0 (3.0)</b>											



## INDIVIDUAL GAME-BY-GAME

## ALL-PURPOSE YARDS

	TOTAL	AKRON	PITT	GSU	at Iowa	IND	at NW	MICH	at OSU	at MSU	RUT	NEB	at UMD
Barkley, Saquon	246	246											
Thompkins, DeAndre	156	156											
Johnson, Juwan	84	84											
Hamilton, DaeSean	74	74											
Gesicki, Mike	58	58											
McSorley, Trace	48	48											
Stevens, Tommy	23	23											
Sanders, Miles	16	16											
Pancoast, Tom	12	12											
Polk, Brandon	4	4											
Apke, Troy	3	3											
TEAM	-2	-2											
Robinson, Andre	-3	-3											

## RED ZONE RECAP

PENN STATE				OPPONENT			
Opponent	Scores/Chances	Result	Pct.	Opponent	Series	Result	Pct.
AKRON	5/6	5 TD, 1 INT	83%	AKRON	--/--	--	--
PITTSBURGH				PITTSBURGH			
GEORGIA STATE				GEORGIA STATE			
at Iowa				at Iowa			
INDIANA				INDIANA			
at Northwestern				at Northwestern			
MICHIGAN				MICHIGAN			
at Ohio State				at Ohio State			
at Michigan State				at Michigan State			
RUTGERS				RUTGERS			
NEBRASKA				NEBRASKA			
at Maryland				at Maryland			
<b>TOTAL</b>	<b>5/6</b>	<b>5 TD, 1 INT</b>	<b>83%</b>	<b>TOTAL</b>	<b>--/--</b>	<b>--</b>	<b>--</b>

## GAME LEADERS

Opponent	Rushing Attempts	Rushing Yards	Receptions	Receiving Yards	All-Purpose Yards	Tackles
AKRON	Barkley - 14	Barkley - 172	Gesicki - 6	Johnson - 84	Barkley - 246	Three Tied - 5
PITTSBURGH						
GEORGIA STATE						
at Iowa						
INDIANA						
at Northwestern						
MICHIGAN						
at Ohio State						
at Michigan State						
RUTGERS						
NEBRASKA						
at Maryland						





## TURNOVER BY GAME

## PENN STATE: 1 GAINED

TYPE	QTR	PLAYER	PLAYS/ YDS	1st DOWNS	RESULT
<b>AKRON (1)</b>					
Interception	3	Oruwariye of Woodson	10/75	4	TD

## OPPONENT: 20 GAINED

TYPE	QTR	PLAYER	PLAYS/ YDS	1st DOWNS	RESULT
<b>AKRON (1)</b>					
Interception	1	Guiser of McSorley	3/3	-	Punt

## TURNOVERS BY PLAYER

### FUMBLES

(#-Lost)	AKRON	PITT	GSU	at Iowa	IND	at NW	MICH	at OSU	at MSU	RUT	NEB	at UMD
None												

### FORCED FUMBLES

	AKRON	PITT	GSU	at Iowa	IND	at NW	MICH	at OSU	at MSU	RUT	NEB	at UMD
Buchholz, Ryan	1											

### FUMBLES RECOVERED

(#-Yards)	AKRON	PITT	GSU	at Iowa	IND	at NW	MICH	at OSU	at MSU	RUT	NEB	at UMD
None												

### INTERCEPTIONS

(#-Yards)	AKRON	PITT	GSU	at Iowa	IND	at NW	MICH	at OSU	at MSU	RUT	NEB	at UMD
Oruwariye, Amani	1-0											

## SCORING BREAKDOWN

### PENN STATE DRIVES

**Totals:** 8 scoring drives (7 TD, 1 FG)  
**Special Teams/Defensive Touchdown:** None

#### LONGEST DRIVES BY:

**Plays:** 10 AKRON (9/2)  
 8 AKRON (9/2)

**Yards:** 87 AKRON (9/2)  
 75 AKRON (9/2)

**Time:** 4:49 AKRON (9/2)  
 4:03 AKRON (9/2)

### OPPONENT DRIVES

**Totals:** None (-- TD, -- FG)  
**Special Teams/Defensive Touchdown:** None

#### LONGEST DRIVES BY:

**Plays:** --

**Yards:** --

**Time:** --



## LONG PLAY BREAKDOWN

## BY YARDAGE

## OFFENSE

Yards	Type	Player(s)	Opponent
80	Rush	Barkley, Saquon	Akron
43	Pass	Barkley, Saquon from McSorley, Trace	Akron
35	Pass	Gesicki, Mike from McSorley, Trace	Akron
33	Pass	Johnson, Juwan from McSorley, Trace	Akron
*30	Rush	Barkley, Saquon	Akron
29	Pass	Hamilton, DaeSean from McSorley, Trace	Akron
28	Pass	Johnson, Juwan from McSorley, Trace	Akron
26	Pass	Hamilton, DaeSean from Stevens, Tommy	Akron
25	Rush	Barkley, Saquon	Akron

## DEFENSE

Yards	Type	Player(s)	Opponent
-------	------	-----------	----------

None

## SPECIAL TEAMS

Yards	Type	Player(s)	Opponent
*61	PR	Thompkins, DeAndre	Akron
42	PR	Thompkins, DeAndre	Akron
20	KR	Barkley, Saquon	Akron

**LONG PLAY BREAKDOWN**

**LONG PLAYS BY THE NUMBERS**

**BY YARDAGE**

Yards	No.	TD
100+	0	0
90-99	0	0
80-89	1	0
70-79	0	0
60-69	1	1
50-59	0	0
40-49	2	0
30-39	3	1
20-29	5	0

**BY TYPE**

Type	No.	TD
Rushing	3	1
Passing	6	0
Punt returns	2	1
Kick returns	1	0
Interceptions	0	0
Fumble returns	0	0
Other	0	0
<b>TOTAL</b>	<b>12</b>	<b>2</b>

**20+ YARD PLAYS BY PLAYER**

Player	No.	TD	R	P	KR	PR	IR	FR
Barkley, Saquon	5	1	3	1	1	0	0	0
Thompkins, DeAndre	2	1	0	0	0	2	0	0
Johnson, Juwan	2	0	0	2	0	0	0	0
Hamilton, DaeSean	2	0	0	2	0	0	0	0
Gesicki, Mike	1	0	0	1	0	0	0	0
<b>TOTAL</b>	<b>12</b>	<b>2</b>	<b>3</b>	<b>6</b>	<b>1</b>	<b>2</b>	<b>0</b>	<b>0</b>

**LONGEST PLAYS OF THE YEAR**

<b>Rushing</b>		
80	Barkley, Saquon	Akron (9/2/2017)
<b>Rushing Touchdown</b>		
30	Barkley, Saquon	Akron (9/2/2017)
<b>Passing</b>		
43	Barkley, Saquon from McSorley, Trace	Akron (9/2/2017)
<b>Passing Touchdown</b>		
13	Gesicki, Mike from McSorley, Trace	Akron (9/2/2017)
<b>Punt Return</b>		
61	Thompkins, DeAndre	Akron (9/2/2017)
<b>Kick Return</b>		
20	Barkley, Saquon	Akron (9/2/2017)
<b>Interception Return</b>		
0	Oruwariye, Amani	Akron (9/2/2017)
<b>Fumble Return</b>		
None		
<b>Punt</b>		
56	Gillikin, Blake	Akron (9/2/2017)
<b>Field Goal</b>		
47	Davis, Tyler	Akron (9/2/2017)

**PENN STATE [12 PLAYS]**

Play	#	Long	Play	Opponent
Passing:	6	43	Barkley, Saquon from McSorley, Trace	Akron
Rushing:	3	80	Barkley, Saquon	Akron
PR:	2	61*	Thompkins, DeAndre	Akron
KR:	1	20	Barkley, Saquon	Akron

Opp.	#	Long	Play	Type
AKRON	12	80	Barkley, Saquon	Rush

PITTSBURGH  
 GEORGIA STATE  
 at Iowa  
 INDIANA  
 at Northwestern  
 MICHIGAN  
 at Ohio State  
 at Michigan State  
 RUTGERS  
 NEBRASKA  
 at Maryland

**OPPONENTS [2 PLAYS]**

Play	#	Long	Play	Opponent
KR:	2	24	Edwards, Van	Akron

Opp.	#	Long	Play	Type
AKRON	2	24	Edwards, Van	KR

PITTSBURGH  
 GEORGIA STATE  
 at Iowa  
 INDIANA  
 at Northwestern  
 MICHIGAN  
 at Ohio State  
 at Michigan State  
 RUTGERS  
 NEBRASKA  
 at Maryland

\* - touchdown scored on play



## TACKLE BREAKDOWN

RUSHING TACKLES		PASSING TACKLES		SPECIAL TEAMS TACKLES			
				Total	KO	Punt	
Smith, Brandon	4	Apke, Troy	3	McPhearson, Josh	2	2	-
Chavis, Tyrell	4	Bowen, Manny	2	Davis, Tyler	1	1	-
Windson, Robert	4	Brown, Cam	2	Scott, Nick	1	1	-
Miller, Jarvis	3	Cabinda, Jason	2	Bowen, Manny	1	1	-
Brown, Torrence	3	Miller, Jarvis	1	Wade, Lamont	1	1	-
Cooper, Jake	2	Scott, Nick	1	<b>TOTALS</b>	<b>6</b>	<b>6</b>	<b>-</b>
Cothran, Curtis	2	Oruwariye, Amani	1				
Allen, Marcus	2	Campbell, Christian	1				
Toney, Shaka	2	Allen, Marcus	1				
Gross-Matos, Yetur	2	Haley, Grant	1				
Oruwariye, Amani	2	McPhearson, Zech	1				
Brown, Cam	2	Taylor, Garrett	1				
Buchholz, Ryan	2	Farmer, Koa	1				
Bowen, Manny	2	<b>TOTAL</b>	<b>18</b>				
Johnson, Jan	2						
lyke, Immanuel	1						
Givens, Kevin	1						
Petrishen, John	1						
Miller, Shareef	1						
Cothren, Parker	1						
Farmer, Koa	1						
Simmons, Shane	1						
Campbell, Christian	1						
Jordan, Ellison	1						
Monk, Ryan	1						
Cabinda, Jason	1						
<b>TOTAL</b>	<b>49</b>						

SEASON SUPERLATIVES

PENN STATE INDIVIDUAL

Rushes	14	Barkley, Saquon, Akron (9/2)
Yards Rushing	172	Barkley, Saquon, Akron (9/2)
TD Rushes	2	Barkley, Saquon, Akron (9/2)
Long Rush	80	Barkley, Saquon, Akron (9/2)
Pass Attempts	25	McSorley, Trace, Akron (9/2)
Pass Completions	18	McSorley, Trace, Akron (9/2)
Yards Passing	280	McSorley, Trace, Akron (9/2)
TD Passes	2	McSorley, Trace, Akron (9/2)
Long Pass	43	McSorley, Trace, Akron (9/2)
Receptions	6	Gesicki, Mike, Akron (9/2)
Yards Receiving	84	Johnson, Juwan, Akron (9/2)
TD Receptions	2	Gesicki, Mike, Akron (9/2)
Long Reception	43	Barkley, Saquon, Akron (9/2)
Field Goals	1	Davis, Tyler, Akron (9/2)
Long Field Goal	47	Davis, Tyler, Akron (9/2)
Punts	2	Gillikin, Blake, Akron (9/2)
Punting Avg.	50.0	Gillikin, Blake, Akron (9/2)
Long Punt	56	Gillikin, Blake, Akron (9/2)
Punts Inside 20	--	
Long Punt Return	61	Thompkins, DeAndre, Akron (9/2)
Long Kickoff Return	20	Barkley, Saquon, Akron (9/2)
Tackles	5	Miller, Jarvis, Akron (9/2) Bowen, Manny, Akron (9/2) Chavis, Tyrell, Akron (9/2)
Sacks	1.0	Miller, Jarvis, Akron (9/2) Buchholz, Ryan, Akron (9/2)
Tackles For Loss	3.0	Chavis, Tyrell, Akron (9/2)
Interceptions	1	Oruwariye, Amani, Akron (9/2)

OPPONENT INDIVIDUAL

Rushes	13	Ball, Warren, Akron (9/2)
Yards Rushing	39	Nelson, Kato, Akron (9/2)
TD Rushes	--	
Long Rush	13	Nelson, Kato, Akron (9/2)
Pass Attempts	23	Woodson, Thomas, Akron (9/2)
Pass Completions	12	Woodson, Thomas, Akron (9/2)
Yards Passing	71	Woodson, Thomas, Akron (9/2)
TD Passes	--	
Long Pass	13	Woodson, Thomas, Akron (9/2)
Receptions	3	Chapman, Tra'Von., Akron (9/2) Coney, A.J., Akron (9/2)
Yards Receiving	25	Coney, A.J., Akron (9/2)
TD Receptions	--	
Long Reception	13	Coney, A.J., Akron (9/2) Bickley, Fransohn, Akron (9/2)
Field Goals	--	
Long Field Goal	--	
Punts	11	Gasser, Nick, Akron (9/2)
Punting Avg.	39.5	Gasser, Nick, Akron (9/2)
Long Punt	47	Gasser, Nick, Akron (9/2)
Punts Inside 20	2	Gasser, Nick, Akron (9/2)
Long Punt Return	--	
Long Kickoff Return	24	Edwards, Van, Akron (9/2)
Tackles	10	Guiser, Zach, Akron (9/2)
Sacks	--	
Tackles For Loss	1.0	Six Players Tied; Last: Six Players, Akron (9/2)
Interceptions	1	Guiser, Zach., Akron (9/2)

PENN STATE TEAM

	Highs	Lows
Rushes	34, Akron (9/2)	--
Yards Rushing	247, Akron (9/2)	--
Yards Per Rush	7.3, Akron (9/2)	--
TD Rushes	4, Akron (9/2)	--
Pass Attempts	31, Akron (9/2)	--
Pass Completions	21, Akron (9/2)	--
Yards Passing	322, Akron (9/2)	--
Yards Per Pass	10.4, Akron (9/2)	--
TD Passes	2, Akron (9/2)	--
Total Plays	65, Akron (9/2)	--
Total Offense	569, Akron (9/2)	--
Yards Per Play	8.8, Akron (9/2)	--
Points	52, Akron (9/2)	--
Sacks By	3, Akron (9/2)	--
First Downs	24, Akron (9/2)	--
Penalties	5, Akron (9/2)	--
Penalty Yards	45, Akron (9/2)	--
Turnovers	1, Akron (9/2)	--
Interceptions By	1, Akron (9/2)	--
Punts	2, Akron (9/2)	--
Punting Avg.	50.0, Akron (9/2)	--
Long Punt	56, Akron (9/2)	--
Punts Inside 20	--	--
Long Punt Return	61, Akron (9/2)	--

OPPONENT TEAM

	Highs	Lows
Rushes	34, Akron (9/2)	--
Yards Rushing	73, Akron (9/2)	--
Yards Per Rush	2.1, Akron (9/2)	--
TD Rushes	--	--
Pass Attempts	29, Akron (9/2)	--
Pass Completions	14, Akron (9/2)	--
Yards Passing	86, Akron (9/2)	--
Yards Per Pass	3.0, Akron (9/2)	--
TD Passes	--	--
Total Plays	63, Akron (9/2)	--
Total Offense	159, Akron (9/2)	--
Yards Per Play	2.5, Akron (9/2)	--
Points	--	--
Sacks By	--	--
First Downs	12, Akron (9/2)	--
Penalties	9, Akron (9/2)	--
Penalty Yards	84, Akron (9/2)	--
Turnovers	1, Akron (9/2)	--
Interceptions By	1, Akron (9/2)	--
Punts	11, Akron (9/2)	--
Punting Avg.	39.5, Akron (9/2)	--
Long Punt	47, Akron (9/2)	--
Punts Inside 20	2, Akron (9/2)	--
Long Punt Return	---	--



## PARTICIPATION CHART

	GP/GS	AKRON	PITT	GSU	at Iowa	IND	at NW	MICH	at OSU	at MSU	RUT	NEB	at UMD
2 Allen, Marcus	1/1	ST											
28 Apke, Troy	1/1	ST											
90 Barbir, Alex	1/-	P											
26 Barkley, Saquon	1/1	ST											
52 Bates, Ryan	1/1	ST											
13 Blacknall, Saeed	1/-	P											
43 Bowen, Manny	1/1	ST											
6 Brown, Cam	1/-	P											
19 Brown, Torrence	1/1	ST											
97 Buchholz, Ryan	1/-	P											
40 Cabinda, Jason	1/1	ST											
1 Campbell, Christian	1/1	ST											
46 Castagna, Colin	1/-	P											
5 Castro-Fields, Tariq	1/-	P											
11 Charles, Irvin	1/-	P											
56 Chavis, Tyrell	1/-	P											
33 Cooper, Jake	1/-	P											
52 Cothran, Curtis	1/1	ST											
41 Cothren, Parker	1/1	ST											
95 Davis, Tyler	1/-	P											
7 Farmer, Koa	1/1	ST											
16 Fessler, Billy	1/-	P											
71 Fries, Will	1/-	P											
51 Gellerstedt, Alex	1/-	P											
88 Gesicki, Mike	1/1	ST											
93 Gillikin, Blake	1/-	P											
30 Givens, Kevin	1/-	P											
74 Gonzalez, Steven	1/1	ST											
99 Gross-Matos, Yetur	1/-	P											
15 Haley, Grant	1/1	ST											
5 Hamilton, DaeSean	1/1	ST											
18 Holland, Jonathan	1/-	P											
96 Iyke, Immanuel	1/-	P											
36 Johnson, Jan	1/-	P											
84 Johnson, Juwan	1/1	ST											
42 Jordan, Ellison	1/-	P											
49 Joseph, Daniel	1/-	P											
70 Mahon, Brendan	1/1	ST											
66 McGovern, Conner	1/1	ST											
39 McPhearson, Josh	1/-	P											
14 McPhearson, Zech	1/-	P											
9 McSorley, Trace	1/1	ST											
62 Menet, Michael	1/-	P											
9 Miller, Jarvis	1/-	P											
48 Miller, Shareef	1/1	ST											
91 Monk, Ryan	1/-	P											
21 Oruwariye, Amani	1/-	P											
89 Pancoast, Tom	1/-	P											
16 Petrishen, John	1/-	P											
10 Polk, Brandon	1/-	P											
6R Robinson, Andre	1/-	P											
24 Sanders, Miles	1/-	P											
4 Scott, Nick	1/-	P											
55 Shelton, Antonio	1/-	P											
34 Simmons, Shane	1/-	P											
64 Simpson, Zach	1/-	P											
47 Smith, Brandon	1/-	P											
2 Stevens, Tommy	1/-	P											
17 Taylor, Garrett	1/-	P											
3 Thompkins, DeAndre	1/1	ST											
18 Toney, Shaka	1/-	P											
96 Vasey, Kyle	1/-	P											
51 Vranic, Jason	1/-	P											
38 Wade, Lamont	1/-	P											
54 Windsor, Robert	1/-	P											
77 Wright, Chasz	1/1	ST											



## OVERALL TEAM STATISTICS

Team Statistics	PSU	OPP
SCORING	52	0
Points Per Game	52.0	0.0
Points Off Turnovers	7	0
FIRST DOWNS	24	12
Rushing	7	4
Passing	14	7
Penalty	3	1
RUSHING YARDAGE	247	73
Yards gained rushing	266	107
Yards lost rushing	19	34
Rushing Attempts	34	34
Average Per Rush	7.3	2.1
Average Per Game	247.0	73.0
TDs Rushing	4	0
PASSING YARDAGE	322	86
Comp-Att-Int	21-31-1	14-29-1
Average Per Pass	10.4	3.0
Average Per Catch	15.3	6.1
Average Per Game	322.0	86.0
TDs Passing	2	0
TOTAL OFFENSE	569	159
Total Plays	65	63
Average Per Play	8.8	2.5
Average Per Game	569.0	159.0
KICK RETURNS: #-Yards	1-20	4-77
PUNT RETURNS: #-Yards	5-130	0-0
INT RETURNS: #-Yards	1-0	1-0
KICK RETURN AVERAGE	20.0	19.2
PUNT RETURN AVERAGE	26.0	0.0
INT RETURN AVERAGE	0.0	0.0
FUMBLES-LOST	0-0	1-0
PENALTIES-Yards	5-45	9-84
Average Per Game	45.0	84.0
PUNTS-Yards	2-100	11-435
Average Per Punt	50.0	39.5
Net punt average	40.0	27.7
KICKOFFS-Yards	9-561	1-65
Average Per Kick	62.3	65.0
Net kick average	42.7	45.0
TIME OF POSSESSION/Game	29:30	30:30
3RD-DOWN Conversions	3/9	4/17
3rd-Down Pct	33%	24%
4TH-DOWN Conversions	1/2	0/0
4th-Down Pct	50%	0%
SACKS BY-Yards	3-13	0-0
MISC YARDS	0	0
TOUCHDOWNS SCORED	7	0
FIELD GOALS-ATTEMPTS	1-2	0-0
ON-SIDE KICKS	0-0	0-0
RED-ZONE SCORES	(5-6) 83%	(0-0) 0%
RED-ZONE TOUCHDOWNS	(5-6) 83%	(0-0) 0%
PAT-ATTEMPTS	(7-7) 100%	(0-0) 0%
ATTENDANCE	101684	0
Games/Avg Per Game	1/101684	0/0
Neutral Site Games		0/0

Score by Quarters	1st	2nd	3rd	4th	OT	Total
Penn State	14	21	10	7	0	52
Opponents	0	0	0	0	0	0





OVERALL INDIVIDUAL STATISTICS

Rushing	gp-gs	att	gain	loss	net	avg	td	lg	avg/g
Barkley, Saquon	1-1	14	174	2	172	12.3	2	80	172.0
McSorley, Trace	1-1	12	57	9	48	4.0	1	15	48.0
Sanders, Miles	1-0	1	16	0	16	16.0	0	16	16.0
Stevens, Tommy	1-0	4	17	1	16	4.0	1	7	16.0
TEAM	1-0	1	0	2	-2	-2.0	0	0	-2.0
Robinson, Andre	1-0	2	2	5	-3	-1.5	0	2	-3.0
Total	1	34	266	19	247	7.3	4	80	247.0
Opponents	1	34	107	34	73	2.1	0	13	73.0

Passing	gp-gs	effic	comp-att-int	pct	yds	td	lg	avg/g
McSorley, Trace	1-1	184.48	18-25-1	72.0	280	2	43	280.0
Stevens, Tommy	1-0	108.80	3-6-0	50.0	42	0	26	42.0
Total	1	169.83	21-31-1	67.7	322	2	43	322.0
Opponents	1	66.29	14-29-1	48.3	86	0	13	86.0

Receiving	gp-gs	no.	yds	avg	td	lg	avg/g
Gesicki, Mike	1-1	6	58	9.7	2	35	58.0
Johnson, Juwan	1-1	4	84	21.0	0	33	84.0
Hamilton, DaeSean	1-1	3	74	24.7	0	29	74.0
Barkley, Saquon	1-1	3	54	18.0	0	43	54.0
Thompkins, DeAndre	1-1	2	29	14.5	0	15	29.0
Pancoast, Tom	1-0	1	12	12.0	0	12	12.0
Stevens, Tommy	1-0	1	7	7.0	0	7	7.0
Polk, Brandon	1-0	1	4	4.0	0	4	4.0
Total	1	21	322	15.3	2	43	322.0
Opponents	1	14	86	6.1	0	13	86.0

Punt Returns	no.	yds	avg	td	lg
Thompkins, DeAndre	4	127	31.8	1	61
Apke, Troy	1	3	3.0	0	3
Total	5	130	26.0	1	61
Opponents	0	0	0.0	0	0

Interceptions	no.	yds	avg	td	lg
Oruwariye, Amani	1	0	0.0	0	0
Total	1	0	0.0	0	0
Opponents	1	0	0.0	0	0

Kick Returns	no.	yds	avg	td	lg
Barkley, Saquon	1	20	20.0	0	20
Total	1	20	20.0	0	20
Opponents	4	77	19.2	0	24

Fumble Returns	no.	yds	avg	td	lg
Total	0	0	0.0	0	0
Opponents	0	0	0.0	0	0

All Purpose	g	rush	rcv	pr	kr	ir	total	avg/g
Barkley, Saquon	1	172	54	0	20	0	246	246.0
Thompkins, DeA	1	0	29	127	0	0	156	156.0
Johnson, Juwan	1	0	84	0	0	0	84	84.0
Hamilton, DaeS	1	0	74	0	0	0	74	74.0
Gesicki, Mike	1	0	58	0	0	0	58	58.0
McSorley, Trace	1	48	0	0	0	0	48	48.0
Stevens, Tommy	1	16	7	0	0	0	23	23.0
Sanders, Miles	1	16	0	0	0	0	16	16.0
Pancoast, Tom	1	0	12	0	0	0	12	12.0
Polk, Brandon	1	0	4	0	0	0	4	4.0
Apke, Troy	1	0	0	3	0	0	3	3.0
TEAM	1	-2	0	0	0	0	-2	-2.0
Robinson, Andre	1	-3	0	0	0	0	-3	-3.0
Total	1	247	322	130	20	0	719	719.0
Opponents	1	73	86	0	77	0	236	236.0

Scoring	td	fg	PAT				dxp	saf	pts
			kick	rush	rcv	pass			
Gesicki, Mike	2	-	-	-	-	-	-	12	
Barkley, Saquon	2	-	-	-	-	-	-	12	
Davis, Tyler	-	1-2	7-7	-	-	-	-	10	
McSorley, Trace	1	-	-	-	-	-	-	6	
Thompkins, DeAndre	1	-	-	-	-	-	-	6	
Stevens, Tommy	1	-	-	-	-	-	-	6	
Total	7	1-2	7-7	-	-	-	-	52	
Opponents	-	-	-	-	-	-	-	0	

Total Offense	g	plays	rush	pass	total	avg/g
McSorley, Trace	1	37	48	280	328	328.0
Barkley, Saquon	1	14	172	0	172	172.0
Stevens, Tommy	1	10	16	42	58	58.0
Sanders, Miles	1	1	16	0	16	16.0
TEAM	1	1	-2	0	-2	-2.0
Robinson, Andre	1	2	-3	0	-3	-3.0
Total	1	65	247	322	569	569.0
Opponents	1	63	73	86	159	159.0

Field Goals	fg	pct.	01-19	20-29	30-39	40-49	50-99	lg	blk
Davis, Tyler	1-2	50.0	0-0	0-0	0-1	1-1	0-0	47	0

FG Sequence	Penn State	Opponents
Akron	39,(47)	-

Numbers in (parentheses) indicate field goal was made.

Punting	no.	yds	avg	lg	tb	fc	i20	50+	blk
Gillikin, Blake	2	100	50.0	56	1	0	0	1	0
Total	2	100	50.0	56	1	0	0	1	0
Opponents	11	435	39.5	47	0	2	2	0	0

Kickoffs	no.	yds	avg	tb	ob	retn	net	ydln
Davis, Tyler	7	448	64.0	4	0			
Barbir, Alex	2	113	56.5	0	1			
Total	9	561	62.3	4	1	19.2	42.7	22
Opponents	1	65	65.0	0	0	20.0	45.0	20

## OVERALL DEFENSIVE STATISTICS

#	Defensive Leaders	gp-gs	Tackles				tfl/yds	Sacks no-yds	Pass defense			Fumbles		blkd	
			ua	a	tot				int-yds	brup	qbh	rcv-yds	ff	kick	saf
56	Chavis, Tyrell	1-0	2	3	5	3.0-7	0.5-2	.	.	.	.	.	.	.	
43	Bowen, Manny	1-1	1	4	5	0.5-1	.	.	.	.	.	.	.	.	
9M	Miller, Jarvis	1-0	3	2	5	1.0-1	1.0-1	.	.	.	.	.	.	.	
47	Smith, Brandon	1-0	.	4	4	1.0-2	.	.	.	.	.	.	.	.	
6	Brown, Cam	1-0	2	2	4	1.0-4	.	.	.	1	.	.	.	.	
97	Buchholz, Ryan	1-0	2	2	4	1.5-9	1.0-8	.	.	1	.	1	.	.	
54	Windsor, Robert	1-0	1	3	4	0.5-1	.	.	.	.	.	.	.	.	
19	Brown, Torrence	1-1	.	3	3	0.5-0	.	.	.	.	.	.	.	.	
28	Apke, Troy	1-1	1	2	3	.	.	.	.	.	.	.	.	.	
40	Cabinda, Jason	1-1	.	3	3	.	.	.	.	.	.	.	.	.	
52	Cothran, Curtis	1-1	.	3	3	1.0-3	0.5-2	.	.	.	.	.	.	.	
21	Oruwariye, Amani	1-0	1	2	3	.	.	1-0	1	.	.	.	.	.	
2	Allen, Marcus	1-1	.	3	3	0.5-1	.	.	1	.	.	.	.	.	
4	Scott, Nick	1-0	.	2	2	.	.	.	.	.	.	.	.	.	
7	Farmer, Koa	1-1	.	2	2	0.5-0	.	.	.	.	.	.	.	.	
1	Campbell, Christian	1-1	.	2	2	0.5-1	.	.	2	.	.	.	.	.	
18	Toney, Shaka	1-0	1	1	2	1.0-2	.	.	.	.	.	.	.	.	
99	Gross-Matos, Yetur	1-0	1	1	2	.	.	.	.	1	.	.	.	.	
33	Cooper, Jake	1-0	1	1	2	.	.	.	.	.	.	.	.	.	
36	Johnson, Jan	1-0	2	.	2	.	.	.	.	.	.	.	.	.	
39	McPhearson, Josh	1-0	1	1	2	.	.	.	.	.	.	.	.	.	
48	Miller, Shareef	1-1	.	1	1	0.5-2	.	.	.	.	.	.	.	.	
30	Givens, Kevin	1-0	.	1	1	.	.	.	.	.	.	.	.	.	
17	Taylor, Garrett	1-0	.	1	1	.	.	.	1	.	.	.	.	.	
41	Cothren, Parker	1-1	.	1	1	0.5-1	.	.	.	1	.	.	.	.	
16	Petrishen, John	1-0	.	1	1	.	.	.	.	.	.	.	.	.	
15	Haley, Grant	1-1	1	.	1	.	.	.	.	.	.	.	.	.	
96	lyke, Immanuel	1-0	.	1	1	.	.	.	.	.	.	.	.	.	
91	Monk, Ryan	1-0	.	1	1	.	.	.	.	.	.	.	.	.	
14	McPhearson, Zech	1-0	1	.	1	.	.	.	.	.	.	.	.	.	
34	Simmons, Shane	1-0	.	1	1	0.5-1	.	.	.	.	.	.	.	.	
42	Jordan, Ellison	1-0	.	1	1	.	.	.	.	.	.	.	.	.	
95	Davis, Tyler	1-0	1	.	1	.	.	.	.	.	.	.	.	.	
38	Wade, Lamont	1-0	.	1	1	.	.	.	.	.	.	.	.	.	
	Total	1	22	56	78	14-36	3-13	1-0	5	4	.	1	.	.	
	Opponents	1	35	18	53	7-29	0-0	1-0	1	.	.	.	.	.	