



# 2018 Penn State Softball Notes

## 2018 Schedule / Results

Overall: 5-21 // Big Ten: 1-2

### February

|         |                        |             |
|---------|------------------------|-------------|
| Feb. 9  | No. 11 Alabama \$      | L, 10-0 (5) |
| Feb. 9  | vs. Virginia Tech \$   | L, 3-1      |
| Feb. 10 | vs. Georgia Tech \$    | Cancelled   |
| Feb. 10 | vs. No. 14 Ole Miss \$ | Cancelled   |
| Feb. 11 | vs. Lipscomb \$        | Cancelled   |
| Feb. 16 | vs. Virginia Tech ^    | L, 1-0      |
| Feb. 17 | at Duke                | L, 7-5      |
| Feb. 17 | vs. Virginia Tech ^    | L, 9-6      |
| Feb. 18 | at Duke                | L, 7-2      |
| Feb. 23 | vs. UCF #              | L, 4-0      |
| Feb. 23 | at Jacksonville #      | W, 4-2      |
| Feb. 24 | vs. Western Carolina # | L, 5-1      |
| Feb. 24 | at Jacksonville #      | L, 3-2      |
| Feb. 25 | vs. JMU #              | L, 4-1      |

### March

|          |                           |                     |
|----------|---------------------------|---------------------|
| March 6  | at No. 6 Texas A&M        | L, 8-0 (5)          |
| March 7  | at Lamar                  | L, 8-3              |
| March 9  | vs. Northwestern &        | L, 13-0 (5)         |
| March 10 | vs. Lipscomb &            | L, 9-1              |
| March 10 | vs. Northwestern &        | L, 6-4              |
| March 11 | vs. Iowa State &          | L, 3-0              |
| March 11 | at Houston &              | L, 3-0              |
| March 17 | <b>KENT STATE (DH)</b>    | <b>L, 6-5</b>       |
| March 17 | <b>KENT STATE</b>         | <b>W, 6-5</b>       |
| March 18 | <b>KENT STATE</b>         | <b>W, 11-10 (9)</b> |
| March 21 | <b>HOFSTRA (DH)</b>       | <b>Cancelled</b>    |
| March 21 | <b>HOFSTRA</b>            | <b>Cancelled</b>    |
| March 24 | <b>MARYLAND (DH) *</b>    | <b>W, 8-3</b>       |
| March 24 | <b>MARYLAND *</b>         | <b>L, 8-0 (5)</b>   |
| March 25 | <b>MARYLAND *</b>         | <b>L, 4-3</b>       |
| March 28 | <b>ROBERT MORRIS (DH)</b> | <b>W, 9-7</b>       |
| March 28 | <b>ROBERT MORRIS</b>      | <b>L, 5-0</b>       |
| March 30 | at Rutgers *              | 3 p.m.              |
| March 31 | at Rutgers *              | 1 p.m.              |

### April

|          |                           |                  |
|----------|---------------------------|------------------|
| April 1  | at Rutgers *              | 12 p.m.          |
| April 3  | <b>PITTSBURGH</b>         | <b>6 p.m.</b>    |
| April 6  | <b>MICHIGAN *</b>         | <b>6 p.m.</b>    |
| April 7  | <b>MICHIGAN *</b>         | <b>3 p.m.</b>    |
| April 8  | <b>MICHIGAN *</b>         | <b>1 p.m.</b>    |
| April 11 | at Ohio State (DH) *      | 5 p.m.           |
| April 11 | at Ohio State *           | 7:30 p.m.        |
| April 13 | <b>MICHIGAN STATE *</b>   | <b>6 p.m.</b>    |
| April 14 | <b>MICHIGAN STATE *</b>   | <b>3 p.m.</b>    |
| April 15 | <b>MICHIGAN STATE *</b>   | <b>1 p.m.</b>    |
| April 18 | <b>SAINT FRANCIS (DH)</b> | <b>5 p.m.</b>    |
| April 18 | <b>SAINT FRANCIS</b>      | <b>7:30 p.m.</b> |
| April 20 | at Indiana *              | 6 p.m.           |
| April 21 | at Indiana *              | 1 p.m.           |
| April 22 | at Indiana *              | 12 p.m.          |
| April 25 | <b>BUCKNELL (DH)</b>      | <b>5 p.m.</b>    |
| April 25 | <b>BUCKNELL</b>           | <b>7:30 p.m.</b> |
| April 27 | <b>ILLINOIS *</b>         | <b>8 p.m.</b>    |
| April 28 | <b>ILLINOIS *</b>         | <b>3 p.m.</b>    |
| April 29 | <b>ILLINOIS *</b>         | <b>12 p.m.</b>   |

### May

|        |                       |        |
|--------|-----------------------|--------|
| May 4  | at Minnesota *        | 7 p.m. |
| May 5  | at Minnesota *        | 2 p.m. |
| May 6  | at Minnesota *        | 2 p.m. |
| May 10 | at Big Ten Tournament | TBA    |
| May 11 | at Big Ten Tournament | TBA    |
| May 12 | at Big Ten Tournament | TBA    |

**BOLD CAPS** - Home Games at Beard Field  
 \* - Conference game \$ - Sand Dollar Classic  
 ^ - Big Ten/ACC Challenge  
 # - JU Tournament  
 & - Houston Tournament  
 All Times Eastern

## THE MATCHUP



**PENN STATE  
NITTANY LIONS**  
GoPSUsports.com

at



**RUTGERS  
SCARLET KNIGHTS**  
ScarletKnights.com

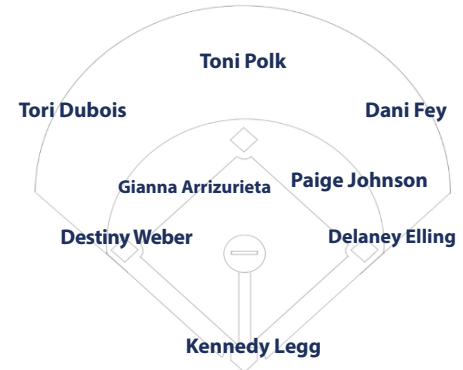
**2018 Record** ..... 5-21 (1-2, B1G)  
**Last Game** ..... L, 5-0 vs. Robert Morris  
**Head Coach** ..... Amanda Lehotak  
**Series Record** ..... PSU leads, 29-21  
**Last Meeting** ..... L, 6-4 - April 23, 2017

**2018 Record** ..... 15-15 (0-1 B1G)  
**Last Game** ..... L, 6-3 at Wisconsin  
**Head Coach** ..... Jay Nelson  
**Live Stats** ..... ScarletKnights.com  
**Video** ..... BTN2Go.com

## PROBABLE STARTERS

| Pos. | No. | Name               | AVG   | H  | RBI |
|------|-----|--------------------|-------|----|-----|
| C    | 5   | Kennedy Legg       | .171  | 7  | 6   |
| 1B   | 82  | Meghan Williams    | .241  | 7  | 2   |
| 2B   | 13  | Paige Johnson      | .203  | 12 | 8   |
| SS   | 21  | Gianna Arrizurieta | .125  | 6  | 1   |
| 3B   | 41  | Destiny Weber      | .196  | 11 | 6   |
| LF   | 9   | Tori Dubois        | .309  | 25 | 14  |
| CF   | 42  | Toni Polk          | .271  | 23 | 9   |
| RF   | 8   | Dani Fey           | .217  | 13 | 4   |
| DP   | 26  | Delaney Elling     | ..230 | 14 | 9   |

| Pos. | Name             | L/R | W-L  | ERA   | APP | GS |
|------|------------------|-----|------|-------|-----|----|
| P    | Jessica Cummings | R   | 3-8  | 4.31  | 22  | 13 |
| P    | Madison Shaffer  | R   | 2-10 | 5.76  | 21  | 10 |
| P    | Ashton Mensinger | R   | 0-1  | 2.94  | 10  | 0  |
| P    | Madey Smith      | R   | 0-1  | 39.00 | 4   | 3  |



## NOTES AND HEADLINES

### PENN STATE HEADS TO RUTGERS FOR B1G PLAY

The Penn State softball team makes the short trip to Piscataway, New Jersey for a three-game Big Ten Conference series Friday, March 30-Sunday, April 1 against Rutgers. Penn State kicks off the series with a 3 p.m. contest on Friday, before playing game two Saturday, March 31 at 1 p.m. and concluding the series Sunday, April 1 at noon.

### CATCHING THE GAMES FROM HOME

Fans who cannot make the trip to Piscataway, New Jersey can catch all the action live by following along with live Twitter updates @PennStateSB while also following live stats at ScarletKnights.com and watching live on BTN2Go.com with a paid subscription.

### SERIES HISTORY WITH RUTGERS

Penn State and Rutgers have met on the field a total of 50 times with the Nittany Lions leading the series 29-21. The Blue and White has won five of the last six meetings, sweeping the Scarlet Knights in 2016 and taking the series win with two victories in 2017. Rutgers picked up the win in the final meeting in 2017 to avoid the second-straight sweep by Penn State. **Tori Dubois** and **Delaney Elling** paced Penn State in game one of the series, bringing in two runs each in the eight-inning 11-9 victory before Dubois followed it up with a second-straight two RBI performance in game two.

# QUICK FACTS

# 2018 ROSTER

## PENN STATE UNIVERSITY

Location..... University Park, Pa.  
 Founded ..... 1855  
 Enrollment..... 46,610  
 Nickname..... Nittany Lions  
 Colors ..... Blue and White  
 Conference ..... Big Ten Conference  
 Home Facility ..... Nittany Lion Softball Park (1,084)  
 President..... Dr. Eric J Barron  
 Director of Athletics ..... Sandy Barbour  
 Senior Women's Administrator ..... Charmelle Green  
 Faculty Representative ..... Dennis Scanlon  
 Athletics Website ..... GoPSUsports.com

## COACHING STAFF

Head Coach..... Amanda Lehotak (Fifth Year)  
 Alma Mater ..... Nebraska-Omaha '03  
 Overall Record ..... 289-347 (12 Years)  
 Record at Penn State ..... 101-141 (Five Years)  
 Email ..... ajl22@psu.edu

Assistant Coach ..... Sarah Sigrest (Third Year)  
 Alma Mater ..... Jacksonville '12  
 Email ..... szs34@psu.edu

Assistant Coach ... Jennifer Abrams (Second Year)  
 Alma Mater ..... Providence '11  
 Email ..... jea41@psu.edu

## NITTANY LION SOFTBALL PARK

Office ..... 302 Nittany Lion Softball Park  
 ..... Park Avenue  
 ..... University Park, PA 16802  
 Office Phone ..... (814) 865-0936  
 Office Fax ..... (814) 863-8120

## ATHLETIC COMMUNICATIONS

Softball Contact..... Megan Samassa  
 Office Phone ..... 814-865-7993  
 Cell Phone ..... 814-321-3804  
 Email ..... mps5768@psu.edu  
 Fax ..... 814-863-3165  
 Mailing Address ..... 101 Bryce Jordan Center  
 ..... University Park, Pa. 16802

## 2018 PENN STATE SOFTBALL NUMERICAL ROSTER

| No. | Name               | Pos.   | Yr. | B/T | Hometown/High School                              |
|-----|--------------------|--------|-----|-----|---|
| 1   | Jessica Cummings   | P      | Sr. | L/R | Owings, Md./Northern                              |
| 2   | Amanda Grieco      | INF    | So. | R/R | Basking Ridge, N.J./Union Catholic Regional       |
| 3   | Christa Wagner     | OF     | So. | L/R | Plainville, Mass./King Phillip                    |
| 5   | Kennedy Legg       | C      | So. | R/R | Keller, Texas/Keller                              |
| 6   | Madison Shaffer    | P      | Jr. | L/R | New Castle, Pa./Neshannock                        |
| 8   | Dani Fey           | UTL    | Fr. | R/L | Bangor, Pa./Bangor                                |
| 9   | Tori Dubois        | UTL    | Jr. | R/R | Mt. Vernon, N.H./Bishop Guertin                   |
| 10  | Emily Hudgins      | INF    | Fr. | L/R | Wadsworth, Ill./Warren Township                   |
| 11  | Erin Murray        | OF     | Fr. | R/R | Great Falls, Va./Paul VI Catholic                 |
| 12  | Ashton Mensinger   | P      | Sr. | R/R | Nescopeck, Pa./Berwick                            |
| 13  | Paige Johnson      | INF    | Jr. | L/R | Clarksville, Tenn./Montgomery Central             |
| 18  | Madey Smith        | P      | So. | R/R | Washington, N.J./Warren Hills Regional            |
| 21  | Gianna Arrizurieta | INF    | Sr. | R/R | Pembroke Pines, Fla./American Heritage Plantation |
| 22  | Haley Vallejos     | C      | Fr. | R/R | Chandler, Ariz./Corona Del Sol                    |
| 26  | Delaney Elling     | INF/C  | So. | R/R | Washington, Pa./Trinity                           |
| 28  | Tori Hackenberg    | INF    | Fr. | R/R | Mifflinburg, Pa./Mifflinburg Area                 |
| 41  | Destiny Weber      | C/INF  | So. | R/R | Grafton, Ohio/Keystone                            |
| 42  | Toni Polk          | INF/OF | Jr. | L/R | Niagara Falls, N.Y./Niagara Falls                 |
| 82  | Meghan Williams    | INF    | Jr. | R/R | Bethlehem, Pa./Salisbury                          |

## 2018 PENN STATE SOFTBALL ALPHABETICAL ROSTER

| No. | Name               | Pos.   | Yr. | B/T | Hometown/High School                              |
|-----|--------------------|--------|-----|-----|---|
| 21  | Gianna Arrizurieta | INF    | Sr. | R/R | Pembroke Pines, Fla./American Heritage Plantation |
| 1   | Jessica Cummings   | P      | Sr. | L/R | Owings, Md./Northern                              |
| 9   | Tori Dubois        | UTL    | Jr. | R/R | Mt. Vernon, N.H./Bishop Guertin                   |
| 26  | Delaney Elling     | INF/C  | So. | R/R | Washington, Pa./Trinity                           |
| 8   | Dani Fey           | UTL    | Fr. | R/L | Bangor, Pa./Bangor                                |
| 2   | Amanda Grieco      | INF    | So. | R/R | Basking Ridge, N.J./Union Catholic Regional       |
| 28  | Tori Hackenberg    | INF    | Fr. | R/R | Mifflinburg, Pa./Mifflinburg Area                 |
| 10  | Emily Hudgins      | INF    | Fr. | L/R | Wadsworth, Ill./Warren Township                   |
| 13  | Paige Johnson      | INF    | Jr. | L/R | Clarksville, Tenn./Montgomery Central             |
| 5   | Kennedy Legg       | C      | So. | R/R | Keller, Texas/Keller                              |
| 12  | Ashton Mensinger   | P      | Sr. | R/R | Nescopeck, Pa./Berwick                            |
| 11  | Erin Murray        | OF     | Fr. | R/R | Great Falls, Va./Paul VI Catholic                 |
| 42  | Toni Polk          | INF/OF | Jr. | L/R | Niagara Falls, N.Y./Niagara Falls                 |
| 6   | Madison Shaffer    | P      | Jr. | L/R | New Castle, Pa./Neshannock                        |
| 18  | Madey Smith        | P      | So. | R/R | Washington, N.J./Warren Hills Regional            |
| 22  | Haley Vallejos     | C      | Fr. | R/R | Chandler, Ariz./Corona Del Sol                    |
| 3   | Christa Wagner     | OF     | So. | L/R | Plainville, Mass./King Phillip                    |
| 41  | Destiny Weber      | INF    | So. | R/R | Grafton, Ohio/Keystone                            |
| 82  | Meghan Williams    | INF    | Jr. | R/R | Bethlehem, Pa./Salisbury                          |

**Head Coach:** Amanda Lehotak (Fifth Season)  
**Assistant Coach:** Sarah Sigrest (Third Season)  
**Assistant Coach:** Jennifer Abrams (Second Season)  
**Volunteer Assistant Coach:** Sara Haefeli  
**Director of Operations:** Christina Diaz

## PRONUNCIATIONS

Gianna Arrizurieta ..... Gee-on-AH  
 ..... AH-RIH-zur-E-et-AH  
 Tori Dubois..... Do-Boys  
 Dani Fey..... Fay  
 Amanda Grieco..... Greck-o  
 Sara Haefeli ..... Hay-flee  
 Amanda Lehotak ..... Leh-HO-tack  
 Sarah Sigrest ..... Sigh-grest  
 Haley Vallejos..... Va-lay-hose

## BIG TEN STANDINGS

## 2018 NOTES AND HEADLINES

|                | BIG TEN |       | OVERALL |      |
|----------------|---------|-------|---------|------|
|                | W-L     | %     | W-L     | %    |
| Indiana        | 3-0     | 1.000 | 10-21   | .323 |
| Wisconsin      | 1-0     | 1.000 | 15-11   | .577 |
| Nebraska       | 2-1     | .667  | 24-10   | .706 |
| Maryland       | 2-1     | .667  | 12-20   | .375 |
| Illinois       | 3-2     | .600  | 22-11   | .667 |
| Northwestern   | 3-2     | .600  | 20-10   | .667 |
| Michigan       | 1-1     | .500  | 25-7    | .781 |
| Iowa           | 1-1     | .500  | 15-14   | .517 |
| Minnesota      | 1-2     | .333  | 18-13   | .581 |
| Michigan State | 1-2     | .333  | 13-15   | .464 |
| Purdue         | 1-2     | .333  | 8-24    | .250 |
| Penn State     | 1-2     | .333  | 5-21    | .192 |
| Rutgers        | 0-1     | .000  | 15-15   | .500 |
| Ohio State     | 0-3     | .000  | 19-7    | .731 |

## SCOUTING RUTGERS

The Scarlet Knights are 15-15 overall on the season and will play their first home games of the 2018 campaign when Penn State comes to town this weekend. Rutgers is led at the plate by Rebecca Hall, who ranks fifth in the Big Ten Conference with a .381 batting average that includes 40 hits, seven doubles, six triples, five home runs and 29 RBI. Hall also carries a .705 slugging percentage and a .436 on-base percentage, drawing 10 walks and being hit by a pitch one time, while also stealing two bases on the season. In the circle, four pitchers have seen 10-or-more appearances this year with Cambria Keefer and Whitney Jones making 14 starts each. Keefer leads the Scarlet Knights with a 3.16 ERA in 73.0 innings of work, while Jones has a 3.27 ERA in 75.0 innings in the circle. Rutgers has seen its struggles with errors in the field as 27 of the runs scored on its pitchers have been unearned this year.

## ON DECK THIS WEEKEND

**Tuesday, March 27**

Iowa 9, Green Bay 1  
Wisconsin 6, UNI 2  
Iowa 3, Green Bay 2  
Nebraska 9, South Dakota 3

**Wednesday, March 28**

Northwestern 8, Illinois 7  
Michigan 15, Detroit 0  
Michigan State 6, Western Michigan 1  
Purdue 4, Notre Dame 1  
**Penn State 9, Robert Morris 7**  
Illinois 15, Northwestern 9  
Drake 3, Iowa 1  
**Robert Morris 5, Penn State 0**

**Friday, March 30**

**Penn State at Rutgers, 3 p.m.**  
Purdue at Michigan, 4 p.m.  
Indiana at Michigan State, 4 p.m.  
Illinois at Minnesota, 4 p.m.  
Nebraska at Northwestern, 4 p.m.  
Iowa at Maryland, 6 p.m.  
Wisconsin at Ohio State, 6 p.m.

**Saturday, March 31**

Iowa at Maryland, 1 p.m.  
Indiana at Michigan State, 1 p.m.  
**Penn State at Rutgers, 1 p.m.**  
Purdue at Michigan, 2 p.m.  
Illinois at Minnesota, 2 p.m.  
Nebraska at Northwestern, 2 p.m.  
Wisconsin at Ohio State, 2 p.m.

**Sunday, April 1**

Wisconsin at Ohio State, 11 a.m.  
**Penn State at Rutgers, Noon**  
Iowa at Maryland, 1 p.m.  
Purdue at Michigan, 1 p.m.  
Indiana at Michigan State, 1 p.m.  
Illinois at Minnesota, 1 p.m.  
Nebraska at Northwestern, 1 p.m.

## DUBOIS CLUTCH WITH RUNNERS ON BASE

Junior **Tori Dubois** blasted a grand slam against Robert Morris to propel Penn State to an 8-7 lead in the bottom of the fifth inning, marking the second time this season in which she has knocked in the game-winning run. Dubois hit a walk-off single into right field against Kent State to give Penn State its first home win of the 2018 season. Dubois's grand slam marked the first for the Nittany Lions since the 2017 campaign when **Delaney Elling** laced a shot against Iowa State, March 4. Furthermore, the junior left fielder is hitting .333 with runners on base and .375 with runners in scoring position this season.

## COMEBACK KIDS

Penn State has had to work for each of its wins this season, coming back late in the contest from a large deficit to pick up its victories. Recently, Penn State came back from a 3-0 deficit against Maryland to pick up the 4-3 victory before going on to score six runs in the bottom of the fifth inning against Robert Morris to take the 9-7 win after trailing 7-0 through the first four and a half innings.

## FEY POISED FOR BREAKOUT FRESHMAN SEASON

Freshman **Dani Fey** has been standout at the plate for the Nittany Lions since moving into the leadoff spot in the batting order in the third week of the season. Fey hit .385 in Jacksonville, Florida and carried a .556 on-base percentage, drawing four walks, while also holding a .385 slugging percentage. The freshman outfielder tallied five hits while scoring a team-high five times for the Blue and White in its five games at the JU Tournament. Since then, Fey has maintained the leadoff spot for the Nittany Lions, hitting .387 when she is the first batter of the inning. The Bangor, Pennsylvania native ranks third in the Big Ten Conference in walks with 20 and carries a .440 on-base percentage, which ranks 12th in the conference.

## Amanda Lehotak at a Glance



Amanda Lehotak enters her fifth season as the Penn State softball head coach in 2018.

In her fourth season at the helm, Lehotak led the Nittany Lions to 23 wins, including to the quarterfinals of the Big Ten Tournament after an upset victory over Nebraska. The Blue and White picked up two wins over ranked opponents in the 2017 campaign, including beating then-No. 4 LSU and then-No. 25 Ohio State. Lehotak guided First Team All-Big Ten selection Tori Dubois

to a .457 batting average in Big Ten play to rank third in the conference, while Rebecca Ziegler notched Big Ten All-Tournament honors in 2017. Senior Shelby Miller closed out her career under Lehotak ranking second in Penn State career laurels with 118 RBIs and went out as the career sacrifice hit leader with nine, while senior Kristina Brackpool ranks No. 7 all-time with 106 RBIs and No. 9 all-time with 19 home runs. In the circle, the Nittany Lions saw an increase in complete games going from 16 in 2016 to 25 in 2017, while strikeouts jumped from 180 to 194 in the 2017 campaign. Senior Marlaina Laubach started a team-best 25 games and threw 14 complete games en route to 12 wins. The right-handed hurler closed out her career as the all-time leader with 139 appearances in the circle and ranks third with 97 starts and fourth with four career saves. Laubach tallied 46 career victories to rank sixth all-time and tossed 611.1 innings to rank fifth all-time in Nittany Lion laurels, while her 49 complete games and 323 strikeouts rank seventh all-time for the Blue and White.

Lehotak led Penn State to its most successful season since the 2011 campaign with a 30-24 overall record and a fourth-place 14-9 record in the Big Ten Conference, breaking three offensive records in the process. The 2016 Nittany Lions posted a record-breaking .314 batting average with 468 hits that included 75 doubles. The Blue and White got off to its best start in conference action in the history of the program with an 11-3 record before winning a program-best five conference series and sweeping three B1G series in 2016. Penn State carried an 11-game win streak at Nittany Lion Softball Park and Beard Field, sweeping two conference series at home. The Blue and White secured 14 wins in 2016, which ranks second in program history and earned 10 wins for just the eighth time in program history. Furthermore, the Nittany Lions reached their 10 conference victories in fewer games than any other team as it took just 13 conference contests. The Nittany Lion offense had 23 games with 10-or-more hits and scored 10-or-more runs on nine occasions. After the conclusion of conference play, the Blue and White paced the conference with 457 hits, while ranking third with a .317 batting average and a .969 fielding percentage.

In 2016, senior Macy Jones broke the Penn State career RBI record and walk record with 137 career RBI and 100 career walks donning the Blue and White. Furthermore, under Lehotak's tutelage, Jones ranks in the top-10 in six single season batting categories and nine career batting categories at Penn State. Senior Lexi Knief also closed out her career in the top-10 of seven career batting categories for the Nittany Lions.

Defensively, Penn State finished the season ranked third in the Big Ten with a .969 fielding percentage, while senior Reina Furuya tied for third all-time in single game assists with eight against Saint Francis. In the circle, Marlaina Laubach established herself as the ace for Lehotak, tying for third in Penn State season history with 41 appearances and ranking fourth with 29 starts. Laubach also ranks 15th in innings pitched, tossing 165.2 for the Nittany Lions in the 2016 campaign.

| Year            | School            | Overall        | Conf           |
|-----------------|-------------------|----------------|----------------|
| 2007            | Jacksonville      | 15-43          | 4-14           |
| 2008            | Jacksonville      | 21-39          | 5-17           |
| 2009            | Jacksonville      | 24-31          | 7-13           |
| 2010            | Jacksonville      | 33-23          | 10-10          |
| 2011            | Jacksonville      | 44-16          | 18-2           |
| 2012            | Texas-San Antonio | 24-28          | 12-8           |
| 2013            | Texas-San Antonio | 27-26          | 9-12           |
| 2014            | Penn State        | 14-35          | 5-18           |
| 2015            | Penn State        | 29-28          | 9-14           |
| 2016            | Penn State        | 30-24          | 14-9           |
| 2017            | Penn State        | 23-33          | 8-15           |
| 2018            | Penn State        | 5-21           | 1-2            |
| <b>12 Years</b> | <b>Totals</b>     | <b>289-347</b> | <b>102-134</b> |

# 2018 NOTES AND HEADLINES

## LEHOTAK TALLIES WIN NO. 100 AT PENN STATE

With Penn State's series opening win over Maryland, head coach **Amanda Lehotak** picked up her 100th win at Penn State. Furthermore, the win marked the 289th career win for the Lehotak. Lehotak is in her fifth season with the Nittany Lions, leading Penn State to a Big Ten Tournament quarterfinal appearance in 2017 and a semi-final appearance in 2016. Under Lehotak's tenure, the Blue and White had its most successful season in 2016 since 2011, winning 30 games and finishing fourth in the Big Ten Conference. The team has also broken multiple hitting and pitching records in her five seasons with the Nittany Lions.

## HARD WORK PAYS OFF FOR ARRIZURIETA

Senior **Gianna Arrizurieta** has earned a starting position in the Penn State infield and her hard work at the plate finally paid off in the Maryland series. The senior starting shortstop hit just shy of .400, going 3-for-8 at the plate for a .375 batting average in the past three games. Arrizurieta went 2-for-3 at the plate in the final game of the series to start two key rallies for the Nittany Lions, while scoring once.

## WILLIAMS CLUTCH AT THE PLATE AGAINST UMD

Junior **Meghan Williams** started all three games at first base against Maryland for the Blue and White, hitting .300 on the weekend with three hits. The junior tallied three hits and drove in two RBI for the Nittany Lions. This season, Williams has started 10 games and ranks third on the team with a .241 batting average. The Bethlehem, Pennsylvania native has seven hits with two RBI and scored three times for the Nittany Lions.

## BATS COME ALIVE IN GAME ONE AGAINST UMD

In game one against the Terrapins, the entire Penn State starting lineup tallied at least one hit, while four brought in at least one run and seven scored. Sophomores **Kennedy Legg** and **Destiny Weber** paced the lineup with two RBI each and **Meghan Williams** had two hits with one RBI and scored once. Williams ended the day with a team-high three hits between the two games.

## CUMMINGS THROWS TWO COMPLETE GAMES

Senior hurler **Jessica Cummings** pitched two complete games against Maryland, walking just two batters in 14 innings of work and striking out 12. The senior hurler earned the 8-3 win for the Nittany Lions, giving up five hits in seven innings of work, striking out seven and allowing no walks.

## 2018 NOTES AND HEADLINES

### PENN STATE WINS IN THRILLING WALK-OFF FASHION

Freshman **Dani Fey** led off the bottom of the ninth inning with a double into left center field for junior **Tori Dubois**, who placed a single over the second baseman's head to score Fey from second and secure the nine-inning 11-10 series win over Kent State for the Penn State softball team Sunday, March 18 at Nittany Lion Softball Park and Beard Field. The Blue and White battled for their victory over the Golden Flashes as it came back to tie the game in both the bottom of the seventh and bottom of the eighth, scoring four runs in the seventh and two in the eighth. In total, the Nittany Lions tallied a season-high 11 runs on 14 hits and did not make an error in the field.

### DUBOIS BIG AGAINST KENT STATE

Junior **Tori Dubois** opened the 2018 home campaign for the Nittany Lions with a .455 batting average, lacing five hits, driving in three RBI and scoring four times. Dubois's most important RBI of the weekend came in the bottom of the ninth inning against Kent State when she roped a single over the second baseman's head to score the runner on second and secure the 11-10 walk-off series victory for Penn State. The junior outfielder also had three putouts in left field, while carrying a .538 on-base percentage and a .636 slugging percentage through the three-game series with the Golden Flashes.

### FEY POWERFUL LEADING OFF THE LINEUP

Freshman **Dani Fey** continued to be a clutch lead off batter for Penn State as she notched a .462 on-base percentage and a .500 slugging percentage in the three-game series with Kent State. Fey hit .300 on the weekend with three hits, one RBI and scoring twice for the Blue and White, while drawing three walks at the plate. Fey ended the weekend with a double into left field in the bottom of the ninth and scored the winning run on a **Tori Dubois** single into right field.

### SHAFFER FINDS CONFIDENCE IN THE CIRCLE

Junior hurler **Madison Shaffer** found her stride at the Jacksonville Tournament for the Nittany Lions. Shaffer made a statement in the circle in week three of the season, pitching in all five games and making two starts for a total of 16.1 innings. The junior hurler came in against Western Carolina in relief and tossed 4.0 innings, striking out four and surrendering just one run. In her second appearance of the day, Shaffer earned the start and struck out a career-high eight batters at Jacksonville, while giving up just five hits in the loss.

### PENN STATE SECURES WIN NUMBER ONE

After searching for its groove with a young team, the Nittany Lions put it all together when they played their second game at Jacksonville Friday, Feb. 23. Penn State used a string of hits to bring in its runs, while getting the leadoff batter on four times in the contest. After the Dolphins tied the game, Penn State would answer to go up by one, 3-2, before Fey scored one final security run to help the Blue and White to a 4-2 victory.

### THREE HITTERS EMERGE IN WEEK ONE

Despite playing only 12 innings opening weekend and only one hitter seeing over five at-bats outside, three hitters have emerged to lead Penn State this season. Junior **Tori Dubois** is poised to surpass her 2017 season, securing hits in back-to-back games over the weekend and tallying the lone hit against No. 11 Alabama, while sophomore **Destiny Weber** also notched two hits for the Blue and White. Weber placed a ball to the middle infield against Virginia Tech that would cause a throwing error, scoring Penn State's lone run of the weekend. Finally, junior **Toni Polk** laced the only extra-base hit of the weekend for the Nittany Lions with a double into the outfield.

### CUMMINGS AND SHAFFER SPLIT TIME IN THE CIRCLE

Senior **Jessica Cummings** earned the nod in the first two games of the 2018 season, starting against both No. 11 Alabama and Virginia Tech at the Sand Dollar Classic. Cummings threw 7.1 innings, striking out five in her first outings of her final year donning the Blue and White. Junior **Madison Shaffer** also made her first appearances of the 2018 season, coming on in relief both games for Cummings. Shaffer tossed 3.2 innings and struck out one.

### NEW STARTERS GET FIRST TASTE OF THE FIELD

The Nittany Lions had just one starter returning in the same position in which they started a year ago and fans saw a completely new look at the Sand Dollar Classic. Four newcomers earned starts in the first two contests, while five others started in new positions for the 2018 campaign.

## 2018 NOTES AND HEADLINES

### PENN STATE ROAD WARRIORS

The Nittany Lions will open their 2018 season with 20 road games before they play a home contest at Nittany Lion Softball Park and Beard Field. The Blue and White participate in four road tournaments, kicking things off at the Sand Dollar Classic, Feb. 9-11. From there, Penn State will head to the Big Ten/ACC Challenge for the second-straight season where it will take on first-year team Duke as well as Virginia Tech, Feb. 16-18. Lehotak and her squad then travel back to familiar territory for the head coach as the Nittany Lions will play in the Jacksonville Tournament, Feb. 23-25. Finally, Penn State plays a single game against Texas A&M, March 6 and will play in the Houston Tournament, March 9-11.

### CONFERENCE TOUR

Penn State will see a slew of representatives from several different conferences this season, taking on teams from 11 different leagues in 2018. The Nittany Lions will take on teams from the American Athletic Conference (UCF, Houston), Atlantic Coast Conference (Georgia Tech, Pitt, Virginia Tech), Atlantic Sun Conference (Jacksonville, Lipscomb), Big 12 (Iowa State), Colonial Athletic Conference (Hofstra, JMU), Mid-American Conference (Kent State), Northeast Conference (Robert Morris, Saint Francis), Patriot League (Bucknell), Southeastern Conference (Alabama, Ole Miss, Texas A&M), and Southland Conference (Central Arkansas).

### BLUE AND WHITE TO PLAY 24 HOME GAMES IN 2018

Penn State will play 24 of its 56 scheduled games inside the friendly confines of Nittany Lion Softball Park and Beard Field. The home-heavy schedule will be a nice change for the Blue and White as it played only 15 of its 56 games at home in the 2017 campaign. Penn State will kick off its season with 20 away contests before opening its 2018 home campaign with a weekend series against non-conference opponent Kent State, March 16-18. The Nittany Lions hold a 61-59-1 overall record at Beard Field in its seven year existence which is good for a .504 winning percentage. Penn State will play 10 home contests in the month of March before taking on six opponents in 14 games in the month of April.

### LEHOTAK BRINGS IN FIVE FRESHMEN FOR 2018

Head coach **Amanda Lehotak** brings in five fresh faces for the 2018 season. The 2018 freshman class includes: **Dani Fey**, **Emily Hudgins**, **Erin Murray**, **Haley Vallejos**, and **Tori Hackenberg**. The class consists of two infielders, one outfielder, one catcher, and one utility player.

### MORE NEW FACES

Along with its five freshmen additions, Penn State has also added two transfers and two walk-ons. Junior **Paige Johnson** joins the Nittany Lions from Northwest Florida State, while **Kennedy Legg** is a mid-year transfer for Penn State from Ole Miss. Finally, sophomore **Amanda Grieco** and senior **Ashton Mensinger** walked on.

### NEW SEASON, NEW LOOK

Penn State softball fans will see a new look on the field as it returns just four starters to its 2018 lineup. The Blue and White will see almost an entirely new infield, while senior **Gianna Arrizurieta** will return to the dirt in a variety of positions in her final season. The Nittany Lions will also have a new look in the outfield as **Tori Dubois** is the lone returner in left field. Finally, Penn State will look to veterans **Jessica Cummings**, **Madison Shaffer** and **Madey Smith** in the circle while also adding help from senior newcomer **Ashton Mensinger**.

### TOUGH BIG TEN SCHEDULE

The Big Ten Conference has become one of the most competitive leagues in NCAA Division I softball as it has two teams represented in the preseason Top 25 Coaches Poll with Minnesota coming in at No. 16 and Michigan ranking No. 18. The B1G also has three teams receiving votes to kick off the 2018 campaign. The Nittany Lions will take on both Minnesota and Michigan in regular season contests, as well as Illinois and Ohio State, who are receiving votes.

### 10 NITTANY LIONS EARNS ACADEMIC ALL-BIG TEN HONORS IN 2017

The Penn State softball team had 10 student-athletes receive spring Academic All-Big Ten accolades following the 2017 winter semester. The returning honorees include: **Gianna Arrizurieta**, **Jessica Cummings**, **Tori Dubois**, and **Madison Shaffer**. To be eligible for Academic All-Big Ten selection, student-athletes must be letterwinners who are in at least their second academic year at their institution and carry a cumulative grade point average of 3.0 or higher.

## 2018 NOTES AND HEADLINES

### ABRAMS INDUCTED INTO HIGH SCHOOL HALL OF FAME

Assistant softball coach **Jennifer Abrams** was inducted into the Reading High School Hall of Fame on Saturday, Nov. 18. Abrams earned 11 varsity letters at Reading High School with four in softball and ice hockey and three for field hockey, while captaining all three teams in her career. Upon graduation from Reading High School, Abrams earned a scholarship to Providence College, where she played both softball and field hockey. After completing her four-year softball career, Abrams used her fifth year of eligibility to play field hockey for the Friars.

### HAEFELI JOINS STAFF AS VOLUNTEER ASSISTANT COACH

**Sara Haefeli** enters her first season as the volunteer assistant coach for the Penn State softball program after being hired in the summer of 2017. Haefeli spent two seasons coaching high school and club softball following her graduation from Seton Hall University. At Seton Hall, Haefeli was a four-year letter winner on the softball team where she holds the school record for single game home runs with three. Haefeli graduated from Seton Hall University in 2015 with a dual bachelor's degree from the Stillman School of Business in marketing and sport management, while earning a minor in English.

### DIAZ NAMED DIRECTOR OF OPERATIONS

Head coach **Amanda Lehotak** and the Penn State softball team announced the hiring of **Christina Diaz** as the first-ever Director of Softball Operations. Diaz moves into the director of operations position after working at Penn State as a Research & Evaluation Associate where she identified, selected and implemented evidence-based programs through the Clearinghouse for Military Family Readiness since 2014. She also assisted in the Navy Youth Sports and Fitness, Yellow Ribbon, Reintegration Program Thrive!, 5210 Healthy Military Children and 5210 Healthy Children, while leading the fall 2017 implementation of the 5210 health messaging campaign in the Keystone Central School District. Along with her job as a research & evaluation associate, Diaz has been the head coach of the varsity volleyball team at Bellefonte Area School District since 2014. Diaz also spent one year working as a student-athlete mentor at the Morgan Center

### ON DECK

Penn State returns to Nittany Lion Softball Park and Beard Field for a single game against Pittsburgh Tuesday, April 3 before Michigan comes to town for a three-game Big Ten Conference series April 6-8.

## Penn State Team Superlatives

|                  |     |   |
|------------------|-----|---|
| <b>Batting</b>   |     |   |
| At bats:         | 36  | vs. Kent State (March 18)               |
| Runs scored:     | 11  | vs. Kent State (March 18)               |
| Hits:            | 14  | vs. Kent State (March 18)               |
| RBI:             | 10  | vs. Kent State (March 18)               |
| Doubles:         | 4   | 2x, Last: vs Kent State (March 18)      |
| Triples:         | 1   | vs. Robert Morris (March 28)            |
| Home runs:       | 1   | 6x, Last: vs. Robert Morris (March 28)  |
| Walks:           | 9   | vs. Kent State (March 18)               |
| Strikeouts:      | 12  | vs. Virginia Tech (Feb. 9)              |
| Sac hits:        | 3   | at Jacksonville (Feb. 23)               |
| Stolen bases:    | 2   | 2x, Last: vs. Kent State (March 17)     |
| Hit into DP:     | 3   | vs. Robert Morris (March 28)            |
| <b>Fielding</b>  |     |   |
| Putouts:         | 27  | vs. Kent State (March 18)               |
| Assists:         | 16  | vs. Kent State (March 18)               |
| Errors:          | 3   | 2x, Last: vs. Central Florida (Feb. 23) |
| Passed balls:    | 3   | vs. Northwestern (March 9)              |
| DPs turned:      | 1   | 5x, Last vs. Kent State(March 18)       |
| <b>Pitching</b>  |     |   |
| Innings pitched: | 9.0 | vs. Kent State (March 18)               |
| Runs allowed:    | 13  | vs. Northwestern (March 10)             |
| Earned runs:     | 13  | vs. Northwestern (March 10)             |
| Walks allowed:   | 8   | at Lamar (March 7)                      |
| Strikeouts:      | 8   | at Jacksonville (Feb. 24)               |
| Hits allowed:    | 17  | vs. Lipscomb (March 10)                 |
| Doubles allowed: | 4   | 2x, Last: vs. Robert Morris (March 28)  |
| Triples allowed: | 1   | 13x, Last: vs. Robert Morris (March 28) |
| Homers allowed:  | 3   | vs. Northwestern (March 9)              |
| Wild pitches:    | 7   | vs. Western Carolina (Feb. 24)          |
| Hit batters:     | 4   | vs. Northwestern (March 9)              |

## Penn State Individual Superlatives

|                  |     |   |
|------------------|-----|---|
| <b>Batting</b>   |     |   |
| At bats:         | 5   | 2x, Last: DUBOIS, Tori vs. Kent State (March 18)          |
| Runs scored:     | 3   | FEY, Dani at Jacksonville (Feb. 23)                       |
| Hits:            | 3   | 3x, Last: POLK, Toni vs. Kent State (March 18)            |
| RBI:             | 4   | 2x, Last: DUBOIS, Tori vs. Robert Morris (March 28)       |
| Doubles:         | 1   | 23x, Last: LEGG, Kennedy vs. Robert Morris (March 28)     |
| Triples:         | 1   | POLK, Toni vs. Robert Morris (March 28)                   |
| Home runs:       | 1   | 6x, Last: DUBOIS, Tori vs. Robert Morris (March 28)       |
| Walks:           | 3   | 5x, Last: ELLING, Delaney vs. Kent State (March 18)       |
| Strikeouts:      | 2   | 17x, Last: POLK, Toni vs. Kent State (March 17)           |
| Sac hits:        | 2   | JOHNSON, Paige at Jacksonville (Feb. 23)                  |
| Sac flies:       | 1   | 3x, Last: ELLING, Delaney vs. Robert Morris (March 28)    |
| Stolen bases:    | 1   | 8x, Last: DUBOIS, Tori vs. Maryland (March 24)            |
| <b>Fielding</b>  |     |   |
| Putouts:         | 14  | ELLING, Delaney vs. Kent State (March 18)                 |
| Assists:         | 5   | 4x, Last: GRIECO, Amanda vs. Maryland (March 24)          |
| Errors:          | 1   | 28x, Last: WILLIAMS, Meghan vs. Robert Morris (March 28)  |
| <b>Pitching</b>  |     |   |
| Innings pitched: | 7.0 | 4x, last - SHAFFER, Madison vs. Robert Morris (March 28)  |
| Runs allowed:    | 8   | SHAFFER, Madison vs. Maryland (March 24)                  |
| Earned runs:     | 6   | CUMMINGS, Jessica vs. Kent State (March 17)               |
| Walks allowed:   | 5   | SHAFFER, Madison at Lamar (March 7)                       |
| Strikeouts:      | 8   | SHAFFER, Madison at Jacksonville (Feb. 24)                |
| Hits allowed:    | 12  | CUMMINGS, Jessica vs. Lipscomb (March 10)                 |
| Doubles allowed: | 3   | 3x, Last: SHAFFER, Madison vs. Maryland (March 24)        |
| Triples allowed: | 1   | 13x, Last: MENSINGER, Ashton vs. Robert Morris (March 28) |
| Homers allowed:  | 2   | 3x, Last: SHAFFER, Madison vs. Kent State (March 18)      |
| Wild Pitches     | 6   | CUMMINGS, Jessica vs. Western Carolina (Feb. 24)          |
| Hit Batters      | 3   | SMITH, Madey vs. Northwestern (March 9)                   |

## The Last Time Penn State...

### A PENN STATE HITTER...

| Feat                   | Date           | Player/Opponent                            |
|------------------------|----------------|--|
| Hit Two HR in a game   | March 2, 2013  | Macy Jones vs. Michigan State (W, 8-6)     |
| Hit Three HR in a game | --             | N/A  |
| Had 5+ Base Hits       | March 15, 2008 | Danielle Kinley vs. Liberty (W, 2-1 (9))   |
| Had 5+ RBI             | Feb. 19, 2017  | Rebecca Ziegler vs. Virginia Tech (W, 7-1) |
| Hit a "Walk-Off" HR    | April 21, 2017 | Tori Dubois vs. Rutgers (W, 11-9)          |
| Had a "Walk-Off" Hit   | March 18, 2018 | Tori Dubois vs. Kent State (W, 11-10)      |
| Hit a Grand Slam       | March 28, 2018 | Tori Dubois vs. Robert Morris (W, 9-7)     |

### A PENN STATE PITCHER...

| Feat                 | Date           | Player/Opponent                           |
|----------------------|----------------|---|
| Threw a No-Hitter    | April 5, 2008  | Ashley Esparza vs. Illinois (W, 13-0)     |
| Threw a Perfect Game | March 30, 2005 | Missy Beseres vs. Saint Francis (W, 12-0) |
| Had 15+ Strikeouts   | April 22, 2010 | Lisa Akamine vs. Syracuse                 |

### PENN STATE...

| Feat                                    | Date            | Player/Opponent                        |
|---|-----------------|--|
| Shut Out an Opponent                    | May 11, 2017    | vs Nebraska (W, 5-0)                   |
| Scored 15+ Runs                         | April 9, 2016   | at Indiana (W, 15-7)                   |
| Had 20-or-more Hits                     | --              | N/A                                    |
| Had 2 Grand Slams in One Game           | April 4, 2015   | vs. Wisconsin                          |
| Scored 12+ Runs in Back-to-Back Games   | April 8-9, 2016 | at Indiana (13, 15)                    |
| Scored 10+ Runs in Three-Straight Games | April 6-9, 2016 | at Ohio State, at Indiana (10, 13, 15) |
| Defeated a Top 5 ranked team            | Feb. 10, 2017   | at No. 4 LSU (W, 7-3)                  |
| Defeated a Top 10 ranked team           | Feb. 10, 2017   | at No. 4 LSU (W, 7-3)                  |
| Defeated a Top 25 ranked team           | April 25, 2017  | vs. No. 25 Ohio State (W, 2-1)         |

## Penn State Miscellaneous Stats

### MULTIPLE HIT GAMES

|                     | 2         | 3        | 4        | 5+       | Tot       |
|---------------------|-----------|----------|----------|----------|-----------|
| POLK, Toni          | 5         | 2        | 0        | 0        | 7         |
| DUBOIS, Tori        | 6         | 1        | 0        | 0        | 7         |
| WEBER, Destiny      | 4         | 0        | 0        | 0        | 4         |
| ELLING, Delaney     | 3         | 0        | 0        | 0        | 3         |
| LEGG, Kennedy       | 2         | 0        | 0        | 0        | 2         |
| JOHNSON, Paige      | 2         | 0        | 0        | 0        | 2         |
| FEY, Dani           | 2         | 0        | 0        | 0        | 2         |
| WILLIAMS, Meghan    | 1         | 0        | 0        | 0        | 1         |
| WAGNER, Christa     | 1         | 0        | 0        | 0        | 1         |
| GRIECO, Amanda      | 1         | 0        | 0        | 0        | 1         |
| ARRIZURIETA, Gianna | 1         | 0        | 0        | 0        | 1         |
| <b>TEAM</b>         | <b>24</b> | <b>3</b> | <b>0</b> | <b>0</b> | <b>27</b> |

### MULTIPLE RBI GAMES

|                 | 2         | 3        | 4        | 5+       | Tot       |
|-----------------|-----------|----------|----------|----------|-----------|
| DUBOIS, Tori    | 3         | 0        | 1        | 0        | 4         |
| LEGG, Kennedy   | 2         | 0        | 0        | 0        | 2         |
| ELLING, Delaney | 2         | 0        | 0        | 0        | 2         |
| WEBER, Destiny  | 2         | 0        | 0        | 0        | 2         |
| JOHNSON, Paige  | 0         | 1        | 0        | 0        | 1         |
| POLK, Toni      | 1         | 0        | 1        | 0        | 2         |
| GRIECO, Amanda  | 1         | 0        | 0        | 0        | 1         |
| <b>TEAM4</b>    | <b>11</b> | <b>1</b> | <b>2</b> | <b>0</b> | <b>14</b> |

### REACHED BASE STREAKS

|                     | Longest | Current |
|---------------------|---------|---------|
| FEY, Dani           | 12      | 8       |
| ELLING, Delaney     | 7       | 7       |
| POLK, Toni          | 7       | 0       |
| JOHNSON, Paige      | 5       | 5       |
| VALLEJOS, Haley     | 4       | 4       |
| DUBOIS, Tori        | 4       | 3       |
| WILLIAMS, Meghan    | 4       | 0       |
| ARRIZURIETA, Gianna | 3       | 3       |
| GRIECO, Amanda      | 3       | 1       |
| WEBER, Destiny      | 3       | 0       |
| WAGNER, Christa     | 2       | 2       |
| LEGG, Kennedy       | 2       | 1       |
| MURRAY, Erin        | 1       | 1       |
| VALLEJOS, Haley     | 2       | 1       |
| LEGG, Kennedy       | 2       | 1       |
| ARRIZURIETA, Gianna | 2       | 0       |
| WAGNER, Christa     | 1       | 0       |



## 2018 OVERALL STATISTICS

Record: 5-21 Home: 4-4 Away: 1-5 Neutral: 0-12 Big Ten: 1-2

| Player                 | avg  | gp-gs | ab  | r   | h   | 2b | 3b | hr | rbi | tb  | slg% | bb | hp | so  | gdp | ob%   | sf | sh | sb-att | po  | a   | e  | fld%  |
|------------------------|------|-------|-----|-----|-----|----|----|----|-----|-----|------|----|----|-----|-----|-------|----|----|--------|-----|-----|----|-------|
| 9 Dubois, Tori         | .309 | 26-26 | 81  | 10  | 25  | 6  | 0  | 2  | 14  | 37  | .457 | 4  | 5  | 8   | 1   | .378  | 0  | 0  | 1-2    | 33  | 2   | 0  | 1.000 |
| 42 Polk, Toni          | .271 | 26-26 | 85  | 8   | 23  | 3  | 1  | 1  | 9   | 31  | .365 | 4  | 0  | 16  | 0   | .303  | 0  | 0  | 1-1    | 44  | 2   | 1  | .979  |
| 82 Williams, Meghan    | .241 | 15-10 | 29  | 3   | 7   | 0  | 0  | 0  | 2   | 7   | .241 | 0  | 1  | 0   | 1   | .267  | 0  | 0  | 1-1    | 80  | 0   | 3  | .964  |
| 26 Elling, Delaney     | .230 | 25-25 | 61  | 9   | 14  | 0  | 0  | 1  | 9   | 17  | .279 | 17 | 2  | 8   | 0   | .407  | 1  | 0  | 1-1    | 74  | 3   | 0  | 1.000 |
| 8 Fey, Dani            | .217 | 26-26 | 60  | 13  | 13  | 2  | 0  | 0  | 4   | 15  | .250 | 20 | 4  | 9   | 0   | .440  | 0  | 2  | 2-2    | 54  | 5   | 4  | .937  |
| 13 Johnson, Paige      | .203 | 22-21 | 59  | 8   | 12  | 4  | 0  | 2  | 8   | 22  | .373 | 7  | 2  | 12  | 0   | .309  | 0  | 3  | 0-0    | 59  | 22  | 7  | .920  |
| 41 Weber, Destiny      | .196 | 26-26 | 56  | 4   | 11  | 3  | 0  | 0  | 6   | 14  | .250 | 8  | 2  | 9   | 0   | .318  | 0  | 2  | 0-0    | 23  | 48  | 5  | .934  |
| 5 Legg, Kennedy        | .171 | 23-16 | 41  | 4   | 7   | 3  | 0  | 0  | 6   | 10  | .244 | 9  | 0  | 14  | 0   | .320  | 0  | 2  | 0-0    | 55  | 14  | 1  | .986  |
| 22 Vallejos, Haley     | .150 | 18-12 | 40  | 1   | 6   | 2  | 0  | 0  | 1   | 8   | .200 | 2  | 0  | 7   | 0   | .186  | 1  | 1  | 0-0    | 19  | 2   | 0  | 1.000 |
| 2 Grieco, Amanda       | .146 | 22-19 | 48  | 2   | 7   | 0  | 0  | 0  | 4   | 7   | .146 | 4  | 2  | 9   | 0   | .236  | 1  | 4  | 0-1    | 22  | 31  | 2  | .964  |
| 3 Wagner, Christa      | .136 | 16-5  | 22  | 4   | 3   | 0  | 0  | 0  | 1   | 3   | .136 | 2  | 0  | 11  | 0   | .208  | 0  | 0  | 2-4    | 3   | 0   | 0  | 1.000 |
| 21 Arrizurieta, Gianna | .125 | 24-22 | 48  | 6   | 6   | 0  | 0  | 0  | 1   | 6   | .125 | 8  | 0  | 4   | 1   | .246  | 1  | 1  | 0-0    | 28  | 46  | 3  | .961  |
| 28 Hackenberg, Tori    | .000 | 1-0   | 0   | 0   | 0   | 0  | 0  | 0  | 0   | 0   | .000 | 0  | 0  | 0   | 0   | .000  | 0  | 0  | 0-0    | 0   | 0   | 0  | .000  |
| 11 Murray, Erin        | .000 | 2-0   | 0   | 0   | 0   | 0  | 0  | 0  | 0   | 0   | .000 | 0  | 1  | 0   | 0   | 1.000 | 0  | 0  | 0-0    | 0   | 0   | 0  | .000  |
| Totals                 | .213 | 26    | 630 | 72  | 134 | 23 | 1  | 6  | 65  | 177 | .281 | 85 | 19 | 107 | 3   | .322  | 4  | 15 | 8-12   | 500 | 212 | 28 | .962  |
| Opponents              | .305 | 26    | 705 | 153 | 215 | 39 | 13 | 12 | 131 | 316 | .448 | 83 | 19 | 112 | 0   | .389  | 8  | 16 | 36-38  | 519 | 227 | 20 | .974  |

LOB - Team (162), Opp (177). DPs turned - Team (5), Opp (7). IBB - Team (2), Polk 1, Dubois 1, Opp (1). Picked off - Fey 1.

## (All games Sorted by Earned run avg)

| Player               | era   | w-l  | app | gs | cg | sho | sv | ip    | h   | r   | er  | bb | so  | 2b | 3b | hr | b/avg | wp | hp | bks | sfa | sha |
|----------------------|-------|------|-----|----|----|-----|----|-------|-----|-----|-----|----|-----|----|----|----|-------|----|----|-----|-----|-----|
| 12 Mensinger, Ashton | 2.94  | 0-1  | 10  | 0  | 0  | 0/0 | 0  | 16.2  | 23  | 9   | 7   | 3  | 1   | 7  | 1  | 4  | .343  | 1  | 4  | 0   | 3   | 3   |
| 1 Cummings, Jessica  | 4.31  | 3-8  | 22  | 13 | 4  | 0/0 | 0  | 76.1  | 85  | 54  | 47  | 31 | 54  | 10 | 5  | 5  | .274  | 21 | 6  | 0   | 3   | 6   |
| 6 Shaffer, Madison   | 5.76  | 2-10 | 21  | 10 | 1  | 0/0 | 0  | 71.2  | 106 | 77  | 59  | 38 | 57  | 21 | 7  | 3  | .331  | 13 | 1  | 0   | 2   | 7   |
| 18 Smith, Madey      | 39.00 | 0-2  | 4   | 3  | 0  | 0/0 | 0  | 2.1   | 1   | 13  | 13  | 11 | 0   | 1  | 0  | 0  | .125  | 6  | 8  | 0   | 0   | 0   |
| Totals               | 5.28  | 5-21 | 26  | 26 | 5  | 0/0 | 0  | 167.0 | 215 | 153 | 126 | 83 | 112 | 39 | 13 | 12 | .305  | 41 | 19 | 0   | 8   | 16  |
| Opponents            | 2.23  | 21-5 | 26  | 26 | 15 | 9/0 | 3  | 173.0 | 134 | 72  | 55  | 85 | 107 | 23 | 1  | 6  | .213  | 7  | 19 | 0   | 4   | 15  |

PB - Team (11), Fey 6, Legg 5, Opp (1). Pickoffs - Team (0), Opp (1). SBA/ATT - Shaffer (18-19), Fey (16-17), Legg (15-16), Cummings (14-15), Vallejos (5-5), Mensinger (2-2), Smith (2-2).

## 2017 BIG TEN STATISTICS

Record: 1-2 Home: 1-2 Away: 0-0 Big Ten: 1-2

| Player                 | avg  | gp-gs | ab | r  | h  | 2b | 3b | hr | rbi | tb | slg% | bb | hp | so | gdp | ob%  | sf | sh | sb-att | po | a  | e | fld%  |
|------------------------|------|-------|----|----|----|----|----|----|-----|----|------|----|----|----|-----|------|----|----|--------|----|----|---|-------|
| 21 Arrizurieta, Gianna | .375 | 3-3   | 8  | 1  | 3  | 0  | 0  | 0  | 0   | 3  | .375 | 0  | 0  | 0  | 0   | .375 | 0  | 0  | 0-0    | 5  | 3  | 0 | 1.000 |
| 22 Vallejos, Haley     | .333 | 2-1   | 3  | 0  | 1  | 1  | 0  | 0  | 0   | 2  | .667 | 0  | 0  | 0  | 0   | .333 | 0  | 0  | 0-0    | 9  | 1  | 0 | 1.000 |
| 82 Williams, Meghan    | .300 | 3-3   | 10 | 1  | 3  | 0  | 0  | 0  | 2   | 3  | .300 | 0  | 0  | 0  | 0   | .300 | 0  | 0  | 0-0    | 23 | 0  | 0 | 1.000 |
| 26 Elling, Delaney     | .286 | 3-3   | 7  | 2  | 2  | 0  | 0  | 0  | 1   | 2  | .286 | 3  | 0  | 2  | 0   | .500 | 0  | 0  | 0-0    | 0  | 0  | 0 | .000  |
| 9 Dubois, Tori         | .286 | 3-3   | 7  | 1  | 2  | 1  | 0  | 0  | 0   | 3  | .429 | 2  | 1  | 0  | 0   | .500 | 0  | 0  | 1-1    | 2  | 0  | 0 | 1.000 |
| 2 Grieco, Amanda       | .286 | 3-3   | 7  | 0  | 2  | 0  | 0  | 0  | 1   | 2  | .286 | 0  | 0  | 1  | 0   | .286 | 0  | 1  | 0-0    | 6  | 10 | 0 | 1.000 |
| 8 Fey, Dani            | .286 | 3-3   | 7  | 2  | 2  | 0  | 0  | 0  | 0   | 2  | .286 | 2  | 0  | 1  | 0   | .444 | 0  | 1  | 0-0    | 2  | 0  | 1 | .667  |
| 41 Weber, Destiny      | .250 | 3-3   | 8  | 1  | 2  | 1  | 0  | 0  | 2   | 3  | .375 | 0  | 0  | 2  | 0   | .250 | 0  | 0  | 0-0    | 0  | 4  | 0 | 1.000 |
| 5 Legg, Kennedy        | .200 | 3-2   | 5  | 1  | 1  | 1  | 0  | 0  | 2   | 2  | .400 | 0  | 0  | 1  | 0   | .200 | 0  | 0  | 0-0    | 7  | 0  | 0 | 1.000 |
| 42 Polk, Toni          | .125 | 3-3   | 8  | 1  | 1  | 0  | 0  | 0  | 1   | 1  | .125 | 1  | 0  | 0  | 0   | .222 | 0  | 0  | 0-0    | 3  | 1  | 0 | 1.000 |
| 3 Wagner, Christa      | .000 | 1-0   | 0  | 1  | 0  | 0  | 0  | 0  | 0   | 0  | .000 | 0  | 0  | 0  | 0   | .000 | 0  | 0  | 0-0    | 0  | 0  | 0 | .000  |
| Totals                 | .271 | 3     | 70 | 11 | 19 | 4  | 0  | 0  | 9   | 23 | .329 | 8  | 1  | 7  | 0   | .354 | 0  | 2  | 1-1    | 57 | 25 | 3 | .965  |
| Opponents              | .275 | 3     | 80 | 15 | 22 | 5  | 1  | 1  | 14  | 32 | .400 | 5  | 2  | 14 | 0   | .333 | 0  | 1  | 3-3    | 54 | 36 | 1 | .989  |

LOB - Team (16), Opp (16). DPs turned - Team (0), Opp (1). IBB - Team (2), Polk 1, Dubois 1.

## (Big Ten games only Sorted by Earned run avg)

| Player               | era  | w-l | app | gs | cg | sho | sv | ip   | h  | r  | er | bb | so | 2b | 3b | hr | b/avg | wp | hp | bk | sfa | sha |
|----------------------|------|-----|-----|----|----|-----|----|------|----|----|----|----|----|----|----|----|-------|----|----|----|-----|-----|
| 12 Mensinger, Ashton | 0.00 | 0-0 | 1   | 0  | 0  | 0/0 | 0  | 1.1  | 2  | 0  | 0  | 0  | 0  | 0  | 0  | 0  | .333  | 0  | 0  | 0  | 0   | 0   |
| 1 Cummings, Jessica  | 3.00 | 1-1 | 2   | 2  | 2  | 0/0 | 0  | 14.0 | 12 | 7  | 6  | 2  | 12 | 2  | 1  | 1  | .226  | 3  | 1  | 0  | 0   | 1   |
| 6 Shaffer, Madison   | 7.64 | 0-1 | 1   | 1  | 0  | 0/0 | 0  | 3.2  | 8  | 8  | 4  | 3  | 2  | 3  | 0  | 0  | .381  | 1  | 1  | 0  | 0   | 0   |
| Totals               | 3.68 | 1-2 | 3   | 3  | 2  | 0/0 | 0  | 19.0 | 22 | 15 | 10 | 5  | 14 | 5  | 1  | 1  | .275  | 4  | 2  | 0  | 0   | 1   |
| Opponents            | 3.89 | 2-1 | 3   | 3  | 3  | 1/0 | 0  | 18.0 | 19 | 11 | 10 | 8  | 7  | 4  | 0  | 0  | .271  | 1  | 1  | 0  | 0   | 2   |

SBA/ATT - Vallejos (2-2), Cummings (2-2), Legg (1-1), Shaffer (1-1).

# 2018 SUMMARY STATISTICS

| Score by innings | 1  | 2  | 3  | 4  | 5  | 6  | 7 | 8 | 9 | Total |
|------------------|----|----|----|----|----|----|---|---|---|-------|
| Penn State       | 15 | 9  | 7  | 11 | 12 | 9  | 6 | 2 | 1 | 72    |
| Opponents        | 28 | 17 | 26 | 34 | 16 | 25 | 5 | 2 | 0 | 153   |

## Record when ...

|                      |      |                      |      |
|----------------------|------|----------------------|------|
| Overall              | 5-21 | After 4 leading      | 2-3  |
| Conference           | 1-2  | ..... trailing       | 2-18 |
| Non-Conference       | 4-19 | ..... tied           | 1-0  |
| Home games           | 4-4  | After 5 leading      | 4-0  |
| Away games           | 1-5  | ..... trailing       | 1-17 |
| Neutral site         | 0-12 | ..... tied           | 0-1  |
| Day games            | 4-18 | After 6 leading      | 4-0  |
| Night games          | 1-3  | ..... trailing       | 1-16 |
| vs Left starter      | 0-2  | ..... tied           | 0-1  |
| vs Right starter     | 5-19 |                      |      |
| 1-Run games          | 2-4  | Hit 0 home runs      | 2-18 |
| 2-Run games          | 2-3  | ... 1 home run       | 3-3  |
| 5+Run games          | 1-8  | ... 2+ home runs     | 0-0  |
| Extra innings        | 1-0  |                      |      |
| Shutouts             | 0-9  | Opponent 0 home runs | 4-14 |
|                      |      | ..... 1 home run     | 0-5  |
| Scoring 0-2 runs     | 0-15 | ..... 2+ HRs         | 1-2  |
| ..... 3-5 runs       | 1-5  |                      |      |
| ..... 6-9 runs       | 3-1  | Made 0 errors        | 3-6  |
| ..... 10+ runs       | 1-0  | ... 1 error          | 2-6  |
|                      |      | ... 2+ errors        | 0-9  |
| Opponent 0-2 runs    | 1-1  |                      |      |
| ..... 3-5 runs       | 2-9  | Opp. made 0 errors   | 2-12 |
| ..... 6-9 runs       | 1-9  | ..... 1 error        | 1-6  |
| ..... 10+ runs       | 1-2  | ..... 2+ errors      | 2-3  |
| Scored in 1st inning | 2-4  | Out-hit opponent     | 2-0  |
| Opp. scored in 1st   | 1-10 | Out-hit by opponent  | 1-19 |
| Scores first         | 3-4  | Hits are tied        | 2-2  |
| Opp. scores first    | 2-17 |                      |      |

## Record when team scores:

|      |     |     |     |     |     |     |     |     |     |     |     |
|------|-----|-----|-----|-----|-----|-----|-----|-----|-----|-----|-----|
| Runs | 0   | 1   | 2   | 3   | 4   | 5   | 6   | 7   | 8   | 9   | 10+ |
| W-L  | 0-9 | 0-4 | 0-2 | 0-2 | 1-1 | 0-2 | 1-1 | 0-0 | 1-0 | 1-0 | 1-0 |

## Record when opponent scores:

|      |     |     |     |     |     |     |     |     |     |     |     |
|------|-----|-----|-----|-----|-----|-----|-----|-----|-----|-----|-----|
| Runs | 0   | 1   | 2   | 3   | 4   | 5   | 6   | 7   | 8   | 9   | 10+ |
| W-L  | 0-0 | 0-1 | 1-0 | 1-4 | 0-3 | 1-2 | 0-2 | 1-2 | 0-3 | 0-2 | 1-2 |

## Record when leading after:

|      |     |     |     |     |     |     |
|------|-----|-----|-----|-----|-----|-----|
| Inn. | 1   | 2   | 3   | 4   | 5   | 6   |
| W-L  | 2-2 | 1-3 | 2-2 | 2-3 | 4-0 | 4-0 |

## Record when trailing after:

|      |     |      |      |      |      |      |
|------|-----|------|------|------|------|------|
| Inn. | 1   | 2    | 3    | 4    | 5    | 6    |
| W-L  | 1-9 | 1-14 | 1-16 | 2-18 | 1-17 | 1-16 |

## Record when tied after:

|      |      |     |     |     |     |     |
|------|------|-----|-----|-----|-----|-----|
| Inn. | 1    | 2   | 3   | 4   | 5   | 6   |
| W-L  | 2-10 | 3-4 | 2-3 | 1-0 | 0-1 | 0-1 |

Current losing streak: 1  
 Longest winning streak: 3  
 Longest losing streak: 11

## 2018 GAME-BY-GAME

| Date     | Opponent            | ab  | r  | h   | rbi | 2b | 3b | hr | tb  | bb | ibb | sb | cs | hbp | sac | sf | gdp | k   | po  | a   | e  | lob | avg  |
|----------|---------------------|-----|----|-----|-----|----|----|----|-----|----|-----|----|----|-----|-----|----|-----|-----|-----|-----|----|-----|------|
| Feb 09   | vs Alabama          | 15  | 0  | 1   | 0   | 0  | 0  | 0  | 1   | 2  | 0   | 0  | 1  | 1   | 1   | 0  | 0   | 2   | 12  | 6   | 1  | 4   | .067 |
| Feb 09   | vs Virginia Tech    | 25  | 1  | 4   | 0   | 1  | 0  | 0  | 5   | 1  | 0   | 0  | 0  | 4   | 0   | 0  | 1   | 12  | 21  | 11  | 2  | 8   | .125 |
| Feb 16   | vs Virginia Tech    | 23  | 0  | 3   | 0   | 0  | 0  | 0  | 3   | 2  | 0   | 0  | 0  | 0   | 1   | 0  | 0   | 2   | 18  | 3   | 0  | 5   | .127 |
| Feb 16   | at Duke             | 29  | 5  | 7   | 4   | 2  | 0  | 0  | 9   | 4  | 0   | 0  | 1  | 0   | 0   | 0  | 0   | 9   | 18  | 3   | 3  | 7   | .163 |
| Feb 17   | vs Virginia Tech    | 28  | 6  | 9   | 6   | 0  | 0  | 1  | 12  | 7  | 0   | 0  | 0  | 1   | 1   | 1  | 0   | 9   | 21  | 8   | 1  | 11  | .200 |
| Feb 18   | vs Duke             | 30  | 2  | 8   | 1   | 0  | 0  | 0  | 8   | 0  | 0   | 0  | 0  | 1   | 0   | 0  | 0   | 6   | 21  | 12  | 1  | 8   | .213 |
| 02/23/18 | vs Central Florida  | 24  | 0  | 5   | 0   | 1  | 0  | 0  | 6   | 1  | 0   | 0  | 0  | 0   | 0   | 0  | 0   | 7   | 17  | 7   | 3  | 4   | .213 |
| 02/23/18 | at Jacksonville     | 27  | 4  | 10  | 4   | 2  | 0  | 0  | 12  | 1  | 0   | 0  | 0  | 2   | 3   | 0  | 0   | 5   | 21  | 12  | 0  | 8   | .234 |
| 02/24/18 | vs Western Carolina | 23  | 1  | 3   | 1   | 1  | 0  | 0  | 4   | 7  | 0   | 1  | 0  | 2   | 0   | 1  | 0   | 5   | 21  | 9   | 2  | 11  | .223 |
| 02/24/18 | at Jacksonville     | 23  | 2  | 3   | 2   | 0  | 0  | 0  | 3   | 3  | 0   | 1  | 0  | 0   | 2   | 0  | 0   | 2   | 18  | 10  | 2  | 5   | .215 |
| 02/25/18 | vs James Madison    | 22  | 1  | 4   | 1   | 0  | 0  | 0  | 4   | 1  | 0   | 1  | 1  | 0   | 1   | 0  | 0   | 8   | 21  | 8   | 1  | 2   | .212 |
| Mar 06   | at Texas A&M        | 14  | 0  | 0   | 0   | 0  | 0  | 0  | 0   | 3  | 0   | 0  | 0  | 0   | 1   | 0  | 0   | 1   | 12  | 5   | 1  | 3   | .201 |
| 03/07/18 | at Lamar University | 27  | 3  | 6   | 3   | 0  | 0  | 0  | 6   | 2  | 0   | 0  | 0  | 2   | 0   | 0  | 0   | 5   | 18  | 5   | 0  | 7   | .203 |
| Mar 09   | vs Northwestern     | 21  | 0  | 3   | 0   | 0  | 0  | 0  | 3   | 1  | 0   | 0  | 0  | 1   | 0   | 0  | 0   | 3   | 18  | 6   | 0  | 5   | .199 |
| Mar 10   | vs Lipscomb         | 25  | 1  | 4   | 1   | 0  | 0  | 0  | 4   | 4  | 0   | 0  | 0  | 0   | 1   | 0  | 0   | 2   | 21  | 10  | 2  | 8   | .197 |
| Mar 10   | vs Northwestern     | 24  | 4  | 3   | 4   | 1  | 0  | 1  | 7   | 6  | 0   | 2  | 0  | 1   | 0   | 0  | 0   | 8   | 18  | 7   | 2  | 6   | .192 |
| Mar 11   | vs Iowa State       | 24  | 0  | 3   | 0   | 0  | 0  | 0  | 3   | 0  | 0   | 0  | 0  | 1   | 0   | 0  | 0   | 0   | 18  | 9   | 0  | 4   | .188 |
| Mar 11   | at Houston          | 22  | 0  | 1   | 0   | 0  | 0  | 0  | 1   | 0  | 0   | 0  | 0  | 0   | 0   | 0  | 0   | 4   | 18  | 7   | 2  | 1   | .181 |
| Mar 17   | KENT STATE          | 27  | 5  | 5   | 5   | 0  | 0  | 1  | 8   | 7  | 0   | 0  | 0  | 0   | 0   | 0  | 0   | 3   | 21  | 4   | 0  | 8   | .181 |
| Mar 17   | KENT STATE          | 24  | 6  | 9   | 5   | 4  | 0  | 1  | 16  | 2  | 0   | 2  | 1  | 1   | 1   | 0  | 0   | 1   | 21  | 12  | 1  | 4   | .191 |
| Mar 18   | KENT STATE          | 36  | 11 | 14  | 10  | 4  | 0  | 1  | 21  | 9  | 0   | 0  | 0  | 1   | 0   | 1  | 0   | 1   | 27  | 16  | 0  | 12  | .205 |
| *Mar 24  | MARYLAND            | 29  | 8  | 11  | 6   | 3  | 0  | 0  | 14  | 2  | 0   | 1  | 0  | 0   | 1   | 0  | 0   | 5   | 21  | 11  | 0  | 6   | .214 |
| *Mar 24  | MARYLAND            | 17  | 0  | 2   | 0   | 0  | 0  | 0  | 2   | 1  | 0   | 0  | 0  | 0   | 0   | 0  | 0   | 1   | 15  | 6   | 2  | 3   | .211 |
| *Mar 25  | MARYLAND            | 24  | 3  | 6   | 3   | 1  | 0  | 0  | 7   | 5  | 2   | 0  | 0  | 1   | 1   | 0  | 0   | 1   | 21  | 8   | 1  | 7   | .213 |
| Mar 28   | ROBERT MORRIS       | 27  | 9  | 7   | 9   | 1  | 1  | 1  | 13  | 8  | 0   | 0  | 0  | 0   | 0   | 1  | 0   | 4   | 21  | 10  | 1  | 9   | .215 |
| Mar 28   | ROBERT MORRIS       | 20  | 0  | 3   | 0   | 2  | 0  | 0  | 5   | 6  | 0   | 0  | 0  | 0   | 1   | 0  | 2   | 1   | 21  | 7   | 0  | 6   | .213 |
| Totals   |                     | 630 | 72 | 134 | 65  | 23 | 1  | 6  | 177 | 85 | 2   | 8  | 4  | 19  | 15  | 4  | 3   | 107 | 500 | 212 | 28 | 162 | .213 |

## 2018 RESULTS

| Date           | Opponent             | Score   | Inns | Overall | Big Ten | Pitcher of record  | Attend | Time |
|----------------|----------------------|---------|------|---------|---------|--------------------|--------|------|
| Feb 09, 2018   | vs #11 Alabama       | L 0-10  | 5    | 0-1-0   | 0-0-0   | Cummings (L 0-1)   | 0      | 1:28 |
| Feb 09, 2018   | vs Virginia Tech     | L 1-3   | 7    | 0-2-0   | 0-0-0   | Cummings (L 0-2)   | 206    | 2:15 |
| Feb 16, 2018   | vs Virginia Tech     | L 0-1   | 7    | 0-3-0   | 0-0-0   | Cummings (L 0-3)   | 0      | 1:30 |
| Feb 16, 2018   | at Duke              | L 5-7   | 7    | 0-4-0   | 0-0-0   | Shaffer (L 0-1)    | 0      | 2:15 |
| Feb 17, 2018   | vs Virginia Tech     | L 6-9   | 7    | 0-5-0   | 0-0-0   | Shaffer (L 0-2)    | 0      | 2:20 |
| Feb 18, 2018   | vs Duke              | L 2-7   | 7    | 0-6-0   | 0-0-0   | Shaffer (L 0-3)    | 756    | 2:06 |
| 02/23/18       | vs Central Florida   | L 0-4   | 7    | 0-7-0   | 0-0-0   | Mensingher (L 0-1) | 0      | 1:29 |
| 02/23/18       | at Jacksonville      | w 4-2   | 7    | 1-7-0   | 0-0-0   | Cummings (W 1-3)   | 201    | 1:54 |
| 02/24/18       | vs Western Carolina  | L 1-5   | 7    | 1-8-0   | 0-0-0   | Cummings (L 1-4)   | 232    | 2:08 |
| 02/24/18       | at Jacksonville      | L 2-3   | 7    | 1-9-0   | 0-0-0   | Shaffer (L 0-4)    | 316    | 1:37 |
| 02/25/18       | vs #23 James Madison | L 1-4   | 7    | 1-10-0  | 0-0-0   | Shaffer (L 0-5)    | 113    | 1:41 |
| Mar 06, 2018   | at #7 Texas A&M      | L 0-8   | 5    | 1-11-0  | 0-0-0   | Cummings (L 1-4)   | 822    | 1:37 |
| 03/07/18       | at Lamar University  | L 3-8   | 7    | 1-12-0  | 0-0-0   | Smith (L 0-1)      | 323    | 2:05 |
| Mar 09, 2018   | vs Northwestern      | L 0-13  | 6    | 1-13-0  | 0-0-0   | Shaffer (L 0-6)    | 0      | 2:08 |
| Mar 10, 2018   | vs Lipscomb          | L 1-9   | 7    | 1-14-0  | 0-0-0   | Shaffer (L 0-6)    | 0      | 2:00 |
| Mar 10, 2018   | vs Northwestern      | L 4-6   | 7    | 1-15-0  | 0-0-0   | Shaffer (L 0-8)    | 0      | 2:00 |
| Mar 11, 2018   | vs Iowa State        | L 0-3   | 7    | 1-16-0  | 0-0-0   | Cummings (L 1-6)   | 0      | 1:30 |
| Mar 11, 2018   | at Houston           | L 0-3   | 7    | 1-17-0  | 0-0-0   | Shaffer (L 0-9)    | 331    | 1:22 |
| Mar 17, 2018   | KENT STATE-1         | L 5-6   | 7    | 1-18-0  | 0-0-0   | Cummings (L 1-7)   | -      | 2:00 |
| Mar 17, 2018   | KENT STATE-2         | w 6-5   | 7    | 2-18-0  | 0-0-0   | Shaffer (W 1-8)    | 555    | 1:30 |
| Mar 18, 2018   | KENT STATE           | w 11-10 | (9)  | 3-18-0  | 0-0-0   | Cummings (W 2-7)   | 540    | 3:00 |
| * Mar 24, 2018 | MARYLAND-1           | w 8-3   | 7    | 4-18-0  | 1-0-0   | Cummings (W 3-7)   | -      | 1:49 |
| * Mar 24, 2018 | MARYLAND-2           | L 0-8   | 5    | 4-19-0  | 1-1-0   | Shaffer (L 1-10)   | 874    | 1:41 |
| * Mar 25, 2018 | MARYLAND             | L 3-4   | 7    | 4-20-0  | 1-2-0   | Cummings (L 3-8)   | 612    | 2:00 |
| Mar 28, 2018   | ROBERT MORRIS-1      | w 9-7   | 7    | 5-20-0  | 1-2-0   | Shaffer (W 2-10)   | -      | 2:11 |
| Mar 28, 2018   | ROBERT MORRIS-2      | L 0-5   | 7    | 5-21-0  | 1-2-0   | Smith (L 0-2)      | 479    | 2:01 |

() extra inning game



1

**JESSICA CUMMINGS**

SENIOR | P  
OWINGS, MD.

- >> Started 13 games in the circle
- >> Struck out seven against Maryland in the win (3/24)
- >> Has thrown three complete games this season

2018 Game-by-Game

SEASON HIGHS

IP .....7.0, 3x last vs. Maryland (3/25)  
 H ..... 12 vs. Lipscomb (3/10)  
 R ..... 6, vs. Kent State (3/17)  
 ER ..... 6 vs. Kent State (3/17)  
 BB ..... 4 vs. Kent State (3/17)  
 K ..... 7 vs. Maryland (3/25)  
 2B ..... 3 vs. Kent State (3/17)  
 3B ..... 1, 5x last vs. Maryland (3/25)  
 HR ..... 2 vs. Iowa State (3/11)  
 HBP ..... 2 vs. Virginia Tech (2/16)

CAREER BEST

IP .....10.2 at Maryland (4/28/17)  
 K .....9 vs. Cleveland St. (2/25/17)  
 CG ..... 8x, last - vs. Maryland (3/25/18)  
 SO ..... N/A

| Date     | Opponent            | GS | IP  | H    | R  | ER | BB | SO | 2B | 3B | HR | WP | BK | HBP | IBB | Score    | W-L | Sv | ERA   | NP  |
|----------|---------------------|----|-----|------|----|----|----|----|----|----|----|----|----|-----|-----|----------|-----|----|-------|-----|
| Feb 09   | vs Alabama          | *  | 2.1 | 2    | 5  | 4  | 3  | 1  | 0  | 1  | 0  | 1  | 0  | 0   | 0   | 0-10     | 0-1 | 0  | 12.00 | 53  |
| Feb 09   | vs Virginia Tech    | *  | 5.0 | 6    | 3  | 1  | 3  | 4  | 0  | 0  | 0  | 1  | 0  | 0   | 0   | 1-3      | 0-2 | 0  | 4.77  | 107 |
| Feb 16   | vs Virginia Tech    | *  | 4.0 | 2    | 1  | 0  | 1  | 5  | 0  | 0  | 0  | 0  | 0  | 2   | 0   | 0-1      | 0-3 | 0  | 3.09  | 61  |
| Feb 16   | at Duke             | *  | 3.1 | 5    | 3  | 3  | 2  | 2  | 0  | 0  | 1  | 1  | 0  | 0   | 0   | 5-7      | 0-3 | 0  | 3.82  | 50  |
| Feb 17   | vs Virginia Tech    | *  | 3.0 | 2    | 4  | 4  | 2  | 1  | 1  | 0  | 0  | 1  | 0  | 0   | 0   | 6-9      | 0-3 | 0  | 4.75  | 60  |
| Feb 18   | vs Duke             | *  | 2.0 | 1    | 1  | 1  | 0  | 0  | 0  | 0  | 0  | 1  | 0  | 0   | 0   | 2-7      | 0-3 | 0  | 4.63  | 29  |
| 02/23/18 | vs Central Florida  | *  | 3.0 | 2    | 0  | 0  | 0  | 2  | 0  | 1  | 0  | 0  | 0  | 1   | 0   | 4-4      | 0-3 | 0  | 4.01  | 40  |
| 02/23/18 | at Jacksonville     | *  | 6.0 | 5    | 2  | 2  | 3  | 5  | 0  | 0  | 0  | 0  | 0  | 0   | 0   | 4-2      | 1-3 | 0  | 3.66  | 100 |
| 02/24/18 | vs Western Carolina | *  | 1.0 | 1    | 3  | 2  | 3  | 1  | 0  | 0  | 0  | 6  | 0  | 0   | 0   | 1-5      | 1-4 | 0  | 4.01  | 41  |
| 02/24/18 | at Jacksonville     | *  | 0.2 | 0    | 0  | 0  | 1  | 0  | 0  | 0  | 0  | 1  | 0  | 0   | 0   | 2-3      | 1-4 | 0  | 3.92  | 7   |
| 02/25/18 | vs James Madison    | *  | 3.0 | 3    | 0  | 0  | 0  | 4  | 1  | 0  | 0  | 1  | 0  | 0   | 0   | 1-4      | 1-4 | 0  | 3.57  | 46  |
| Mar 06   | at Texas A&M        | *  | 0.0 | 2    | 3  | 3  | 2  | 0  | 0  | 0  | 0  | 2  | 0  | 0   | 0   | 0-8      | 1-5 | 0  | 4.20  | 19  |
| 03/07/18 | at Lamar University | *  | 0.1 | 0    | 0  | 0  | 0  | 1  | 0  | 0  | 0  | 0  | 0  | 0   | 0   | 3-8      | 1-5 | 0  | 4.16  | 4   |
| Mar 09   | vs Northwestern     | *  | 2.1 | 2    | 1  | 1  | 0  | 0  | 0  | 0  | 0  | 0  | 0  | 0   | 0   | 0-13     | 1-5 | 0  | 4.08  | 38  |
| Mar 10   | vs Lipscomb         | *  | 6.0 | 12   | 5  | 5  | 2  | 2  | 2  | 2  | 0  | 1  | 1  | 0   | 0   | 1-9      | 1-5 | 0  | 4.33  | 113 |
| Mar 10   | vs Northwestern     | *  | 2.0 | 1    | 1  | 1  | 0  | 0  | 0  | 0  | 0  | 0  | 0  | 0   | 0   | 4-6      | 1-5 | 0  | 4.30  | 25  |
| Mar 11   | vs Iowa State       | *  | 6.0 | 6    | 3  | 3  | 0  | 6  | 0  | 1  | 2  | 0  | 0  | 1   | 0   | 0-3      | 1-6 | 0  | 4.20  | 85  |
| Mar 17   | KENT STATE-1        | *  | 7.0 | 8    | 6  | 6  | 4  | 4  | 3  | 1  | 0  | 1  | 0  | 0   | 0   | 5-6      | 1-7 | 0  | 4.42  | 90  |
| Mar 17   | KENT STATE-2        | *  | 1.1 | 2    | 1  | 0  | 0  | 2  | 0  | 0  | 0  | 0  | 0  | 0   | 0   | 6-5      | 1-7 | 0  | 4.32  | 25  |
| Mar 18   | KENT STATE          | *  | 4.0 | 11   | 5  | 5  | 3  | 2  | 1  | 0  | 0  | 1  | 0  | 0   | 1   | 11-10    | 2-7 | 0  | 4.60  | 104 |
| Mar 24   | MARYLAND-1          | *  | 7.0 | 5    | 3  | 3  | 0  | 7  | 1  | 0  | 0  | 1  | 0  | 0   | 0   | 8-3      | 3-7 | 0  | 4.44  | 97  |
| Mar 25   | MARYLAND            | *  | 7.0 | 7    | 4  | 3  | 2  | 5  | 1  | 1  | 1  | 2  | 0  | 1   | 0   | 3-4      | 3-8 | 0  | 4.31  | 112 |
| Totals   |                     |    | 13  | 76.1 | 85 | 54 | 47 | 31 | 54 | 10 | 5  | 5  | 21 | 0   | 6   | 1 63-130 | 3-8 | 0  | 4.31  | -   |

CAREER PITCHING STATISTICS

| Year         | ERA         | W-L          | APP       | GS        | CG        | SHO/C    | SV       | IP           | H          | R          | ER         | BB         | SO         | 2B        | 3B       | HR        | BF          | BAA         | WP        | HBP       | BK       | SFA      | SHA       |
|--------------|-------------|--------------|-----------|-----------|-----------|----------|----------|--------------|------------|------------|------------|------------|------------|-----------|----------|-----------|-------------|-------------|-----------|-----------|----------|----------|-----------|
| 2015         | 5.24        | 7-10         | 31        | 21        | 6         | 1/1      | 0        | 119.0        | 160        | 108        | 89         | 66         | 79         | 22        | 1        | 17        | 500         | .320        | 16        | 22        | 0        | 2        | 8         |
| 2016         | 6.16        | 2-2          | 12        | 5         | 0         | 0/2      | 0        | 19.1         | 26         | 22         | 17         | 14         | 10         | 4         | 1        | 6         | 84          | .310        | 4         | 4         | 0        | 0        | 2         |
| 2017         | 4.60        | 3-4          | 16        | 7         | 3         | 2/0      | 1        | 45.2         | 54         | 38         | 30         | 23         | 36         | 5         | 2        | 6         | 194         | .278        | 9         | 2         | 0        | 1        | 1         |
| 2018         | 4.31        | 3-8          | 22        | 13        | 4         | 0        | 0        | 76.1         | 85         | 54         | 47         | 31         | 54         | 10        | 5        | 5         | 310         | .274        | 21        | 6         | 0        | 3        | 6         |
| <b>TOTAL</b> | <b>4.92</b> | <b>15-24</b> | <b>81</b> | <b>46</b> | <b>13</b> | <b>3</b> | <b>1</b> | <b>260.1</b> | <b>325</b> | <b>222</b> | <b>183</b> | <b>134</b> | <b>179</b> | <b>41</b> | <b>9</b> | <b>34</b> | <b>1088</b> | <b>.299</b> | <b>50</b> | <b>34</b> | <b>0</b> | <b>6</b> | <b>17</b> |

# 2018 Highlights



# 2

## AMANDA GRIECO

SOPHOMORE | INF  
BASKING RIDGE, N.J.

- >> Started 19 games at three different positions
- >> Had two hits and two RBI against Virginia Tech (2/17)
- >> Brought in a RBI against Maryland (3/25)

### Background Information

- >> Walked on prior to the 2018 season

# 2018 Game-by-Game

### SEASON HIGH

|          |                                     |
|----------|-------------------------------------|
| AB.....  | 4, 3x at Jacksonville (2/23)        |
| H.....   | 2 vs. Virginia Tech (2/17)          |
| 2B.....  | N/A                                 |
| 3B.....  | N/A                                 |
| HR.....  | N/A                                 |
| R.....   | 1, 2x last - vs. Kent State (3/17)  |
| RBI..... | 2 vs. Virginia Tech (2/17)          |
| BB.....  | 1, 4x last - at Jacksonville (2/24) |
| SB.....  | N/A                                 |
| PO.....  | 4 vs. Maryland (3/24)               |
| A.....   | 5 vs. Maryland (3/24)               |

### CAREER BEST

|          |  |
|----------|--|
| AB.....  | 4, 3x at Jacksonville (2/23/18)        |
| H.....   | 2 vs. Virginia Tech (2/17/18)          |
| R.....   | 1, 2x last - vs. Kent State (3/17)     |
| RBI..... | 2 vs. Virginia Tech (2/17/18)          |
| BB.....  | 1, 4x last - at Jacksonville (2/24/18) |
| SB.....  | N/A                                    |

| Date     | Opponent            | Pos    | AB   | R  | H | RBI | 2B | 3B | HR | BB | SB | CS | HBP | SAC | SF | GDP | K | PO | A  | E | Avg  |
|----------|---------------------|--------|------|----|---|-----|----|----|----|----|----|----|-----|-----|----|-----|---|----|----|---|------|
| Feb 09   | vs Alabama          | *2b    | 1    | 0  | 0 | 0   | 0  | 0  | 0  | 0  | 0  | 0  | 1   | 0   | 0  | 0   | 0 | 1  | 1  | 0 | .000 |
| Feb 09   | vs Virginia Tech    | *2b    | 2    | 0  | 0 | 0   | 0  | 0  | 0  | 0  | 0  | 0  | 1   | 0   | 0  | 0   | 0 | 1  | 0  | 2 | .000 |
| Feb 16   | vs Virginia Tech    | *2b    | 2    | 0  | 0 | 0   | 0  | 0  | 0  | 1  | 0  | 0  | 0   | 0   | 0  | 0   | 0 | 1  | 1  | 0 | .000 |
| Feb 16   | at Duke             | *2b    | 4    | 1  | 0 | 0   | 0  | 0  | 0  | 0  | 0  | 1  | 0   | 0   | 0  | 0   | 2 | 0  | 0  | 1 | .000 |
| Feb 17   | vs Virginia Tech    | *2b    | 3    | 0  | 2 | 2   | 0  | 0  | 0  | 1  | 0  | 0  | 0   | 1   | 0  | 0   | 0 | 3  | 0  | 0 | .167 |
| Feb 18   | vs Duke             | *of/3b | 4    | 0  | 1 | 0   | 0  | 0  | 0  | 0  | 0  | 0  | 0   | 0   | 0  | 0   | 0 | 1  | 2  | 1 | .188 |
| 02/23/18 | vs Central Florida  | *2b/ss | 3    | 0  | 1 | 0   | 0  | 0  | 0  | 0  | 0  | 0  | 0   | 0   | 0  | 0   | 0 | 1  | 0  | 3 | .211 |
| 02/23/18 | at Jacksonville     | *ss    | 4    | 0  | 0 | 0   | 0  | 0  | 0  | 0  | 0  | 0  | 0   | 0   | 0  | 0   | 1 | 1  | 4  | 0 | .174 |
| 02/24/18 | vs Western Carolina | *2b    | 2    | 0  | 0 | 1   | 0  | 0  | 0  | 1  | 0  | 0  | 0   | 0   | 1  | 0   | 0 | 1  | 2  | 0 | .160 |
| 02/24/18 | at Jacksonville     | *ss    | 1    | 0  | 0 | 0   | 0  | 0  | 0  | 1  | 0  | 0  | 0   | 1   | 0  | 0   | 0 | 0  | 2  | 0 | .154 |
| 02/25/18 | vs James Madison    | *ss    | 3    | 0  | 1 | 0   | 0  | 0  | 0  | 0  | 0  | 0  | 0   | 0   | 0  | 0   | 1 | 2  | 0  | 0 | .172 |
| Mar 06   | at Texas A&M        | *ss    | 1    | 0  | 0 | 0   | 0  | 0  | 0  | 0  | 0  | 0  | 0   | 1   | 0  | 0   | 0 | 0  | 1  | 1 | .167 |
| 03/07/18 | at Lamar University | *ss    | 3    | 0  | 0 | 0   | 0  | 0  | 0  | 0  | 0  | 0  | 0   | 0   | 0  | 0   | 0 | 1  | 0  | 0 | .152 |
| Mar 09   | vs Northwestern     | *ss    | 2    | 0  | 0 | 0   | 0  | 0  | 0  | 0  | 0  | 0  | 0   | 0   | 0  | 0   | 0 | 0  | 2  | 0 | .143 |
| Mar 10   | vs Lipscomb         | *ss/2b | 3    | 0  | 0 | 0   | 0  | 0  | 0  | 0  | 0  | 0  | 0   | 0   | 0  | 0   | 0 | 3  | 2  | 0 | .132 |
| Mar 10   | vs Northwestern     | 2b     | 2    | 0  | 0 | 0   | 0  | 0  | 0  | 0  | 0  | 0  | 0   | 0   | 0  | 0   | 0 | 1  | 1  | 0 | .125 |
| Mar 11   | vs Iowa State       | *2b    | 1    | 0  | 0 | 0   | 0  | 0  | 0  | 0  | 0  | 0  | 0   | 0   | 0  | 0   | 0 | 0  | 0  | 0 | .122 |
| Mar 17   | KENT STATE-2        | pr     | 0    | 0  | 0 | 0   | 0  | 0  | 0  | 0  | 0  | 0  | 0   | 0   | 0  | 0   | 0 | 0  | 0  | 0 | .122 |
| Mar 18   | KENT STATE          | pr     | 0    | 1  | 0 | 0   | 0  | 0  | 0  | 0  | 0  | 0  | 0   | 0   | 0  | 0   | 0 | 0  | 0  | 0 | .122 |
| Mar 24   | MARYLAND-1          | *2b    | 2    | 0  | 1 | 0   | 0  | 0  | 0  | 0  | 0  | 0  | 0   | 1   | 0  | 0   | 1 | 1  | 5  | 0 | .140 |
| Mar 24   | MARYLAND-2          | *2b    | 2    | 0  | 0 | 0   | 0  | 0  | 0  | 0  | 0  | 0  | 0   | 0   | 0  | 0   | 0 | 4  | 1  | 0 | .133 |
| Mar 25   | MARYLAND            | *2b    | 3    | 0  | 1 | 1   | 0  | 0  | 0  | 0  | 0  | 0  | 0   | 0   | 0  | 0   | 0 | 1  | 4  | 0 | .146 |
| Totals   |                     |        | 19gs | 48 | 2 | 7   | 4  | 0  | 0  | 4  | 0  | 1  | 2   | 4   | 1  | 0   | 9 | 22 | 31 | 2 | .146 |

On base pct. .236 • Slugging pct. .146

### MULTI-HIT GAMES

|              | 2        | 3        | 4        | 5+       | Total    |
|--------------|----------|----------|----------|----------|----------|
| 2018         | 1        | 0        | 0        | 0        | 1        |
| <b>TOTAL</b> | <b>1</b> | <b>0</b> | <b>0</b> | <b>0</b> | <b>1</b> |

### MULTI-RBI GAMES


|              | 2        | 3        | 4        | 5+       | Total    |
|--------------|----------|----------|----------|----------|----------|
| 2018         | 1        | 0        | 0        | 0        | 1        |
| <b>TOTAL</b> | <b>1</b> | <b>0</b> | <b>0</b> | <b>0</b> | <b>1</b> |

### CAREER STREAKS

|                     |                |
|---------------------|----------------|
| Hitting Streak..... | 3 games (2018) |
| Reaching Base ..... | 3 games (2018) |

### CAREER HITTING STATISTICS

| Year         | AVG.        | GP-GS        | AB        | R        | H        | 2B       | 3B       | HR       | RBI      | TB       | SLG         | BB       | HBP      | SO       | GDP      | OBP         | SF-SH      | SB-ATT     | PO-A-E         | FLD%        |
|--------------|-------------|--------------|-----------|----------|----------|----------|----------|----------|----------|----------|-------------|----------|----------|----------|----------|-------------|------------|------------|----------------|-------------|
| 2018         | .146        | 22-19        | 48        | 2        | 7        | 0        | 0        | 0        | 4        | 7        | .146        | 4        | 2        | 9        | 0        | .236        | 1-4        | 0-1        | 22-31-2        | .964        |
| <b>TOTAL</b> | <b>.146</b> | <b>22-19</b> | <b>48</b> | <b>2</b> | <b>7</b> | <b>0</b> | <b>0</b> | <b>0</b> | <b>4</b> | <b>7</b> | <b>.146</b> | <b>4</b> | <b>2</b> | <b>9</b> | <b>0</b> | <b>.236</b> | <b>1-4</b> | <b>0-1</b> | <b>22-31-2</b> | <b>.964</b> |



3

**CHRISTA WAGNER**

SOPHOMORE | OF  
PLAINVILLE, MASS.

- >> Had her first hit of the season against Western Carolina (2/24)
- >> Started five games, four of which were as the designated player.
- >> Drove in one run against Kent State (3/17)

2018 Game-by-Game

| SEASON HIGH |                                       |
|-------------|---------------------------------------|
| AB.....     | 4 vs. Kent State (3/17)               |
| H.....      | 2 vs. Kent State (3/17)               |
| 2B.....     | N/A                                   |
| 3B.....     | N/A                                   |
| HR.....     | N/A                                   |
| R.....      | 1, 4x last - vs. Robert Morris (3/28) |
| RBI.....    | 1 vs. Kent State (3/17)               |
| BB.....     | 1, 2x last - vs. Kent State (3/17)    |
| SB.....     | 1, 2x last - vs. Kent State (3/17)    |
| PO.....     | 2 vs. Virginia Tech (2/17)            |
| A.....      | N/A                                   |

| CAREER BEST |   |
|-------------|---|
| AB.....     | 4 vs. Rutgers (4/21/17)                   |
| H.....      | 2, 2x last - vs. Kent State (3/17/18)     |
| R.....      | 2 vs. Bucknell (4/19/17)                  |
| RBI.....    | 1, 3x last - vs. Kent State (3/17/18)     |
| BB.....     | 1, 3x last - vs. vs. Kent State (3/17/18) |
| SB.....     | 1, 5x last - vs. Kent State (3/17/18)     |

| MULTI-HIT GAMES | 2        | 3        | 4        | 5+       | Total    |
|-----------------|----------|----------|----------|----------|----------|
| 2017            | 2        | 0        | 0        | 0        | 2        |
| 2018            | 1        | 0        | 0        | 0        | 1        |
| <b>TOTAL</b>    | <b>3</b> | <b>0</b> | <b>0</b> | <b>0</b> | <b>3</b> |

| MULTI-RBI GAMES | 2        | 3        | 4        | 5+       | Total    |
|-----------------|----------|----------|----------|----------|----------|
| 2017            | 0        | 0        | 0        | 0        | 0        |
| 2018            | 0        | 0        | 0        | 0        | 0        |
| <b>TOTAL</b>    | <b>0</b> | <b>0</b> | <b>0</b> | <b>0</b> | <b>0</b> |

**CAREER STREAKS**

Hitting Streak..... 3 games (2017)  
 Reaching Base ..... 3 games (2017)

| Date     | Opponent            | Pos   | AB | R | H | RBI | 2B | 3B | HR | BB | SB | CS | HBP | SAC | SF | GDP | K  | PO | A | E | Avg  |
|----------|---------------------|-------|----|---|---|-----|----|----|----|----|----|----|-----|-----|----|-----|----|----|---|---|------|
| Feb 09   | vs Alabama          | *dh   | 1  | 0 | 0 | 0   | 0  | 0  | 0  | 1  | 0  | 1  | 0   | 0   | 0  | 0   | 0  | 0  | 0 | 0 | .000 |
| Feb 09   | vs Virginia Tech    | ph/of | 2  | 0 | 0 | 0   | 0  | 0  | 0  | 0  | 0  | 0  | 0   | 0   | 0  | 0   | 2  | 0  | 0 | 0 | .000 |
| Feb 16   | at Duke             | pr    | 0  | 0 | 0 | 0   | 0  | 0  | 0  | 0  | 0  | 0  | 0   | 0   | 0  | 0   | 0  | 0  | 0 | 0 | .000 |
| Feb 17   | vs Virginia Tech    | of    | 3  | 0 | 0 | 0   | 0  | 0  | 0  | 0  | 0  | 0  | 0   | 0   | 0  | 0   | 2  | 2  | 0 | 0 | .000 |
| 02/23/18 | vs Central Florida  | pr    | 0  | 0 | 0 | 0   | 0  | 0  | 0  | 0  | 0  | 0  | 0   | 0   | 0  | 0   | 0  | 0  | 0 | 0 | .000 |
| 02/24/18 | vs Western Carolina | ph/of | 2  | 0 | 1 | 0   | 0  | 0  | 0  | 0  | 0  | 0  | 0   | 0   | 0  | 0   | 1  | 0  | 0 | 0 | .125 |
| 02/24/18 | at Jacksonville     | *dh   | 3  | 0 | 0 | 0   | 0  | 0  | 0  | 1  | 0  | 0  | 0   | 0   | 0  | 0   | 0  | 0  | 0 | 0 | .091 |
| 02/25/18 | vs James Madison    | ph    | 1  | 0 | 0 | 0   | 0  | 0  | 0  | 0  | 0  | 0  | 0   | 0   | 0  | 0   | 1  | 0  | 0 | 0 | .083 |
| 03/07/18 | at Lamar University | *of   | 2  | 0 | 0 | 0   | 0  | 0  | 0  | 0  | 0  | 0  | 0   | 0   | 0  | 0   | 2  | 1  | 0 | 0 | .071 |
| Mar 10   | vs Lipscomb         | pr    | 0  | 1 | 0 | 0   | 0  | 0  | 0  | 0  | 0  | 0  | 0   | 0   | 0  | 0   | 0  | 0  | 0 | 0 | .071 |
| Mar 11   | vs Iowa State       | of    | 0  | 0 | 0 | 0   | 0  | 0  | 0  | 0  | 0  | 0  | 0   | 0   | 0  | 0   | 0  | 0  | 0 | 0 | .071 |
| Mar 11   | at Houston          | ph    | 1  | 0 | 0 | 0   | 0  | 0  | 0  | 0  | 0  | 0  | 0   | 0   | 0  | 0   | 1  | 0  | 0 | 0 | .067 |
| Mar 17   | KENT STATE-2        | *dh   | 3  | 1 | 2 | 1   | 0  | 0  | 0  | 1  | 1  | 1  | 0   | 0   | 0  | 0   | 0  | 0  | 0 | 0 | .167 |
| Mar 18   | KENT STATE          | *dh   | 4  | 0 | 0 | 0   | 0  | 0  | 0  | 1  | 0  | 0  | 0   | 0   | 0  | 0   | 1  | 0  | 0 | 0 | .136 |
| Mar 25   | MARYLAND            | pr    | 0  | 1 | 0 | 0   | 0  | 0  | 0  | 0  | 0  | 0  | 0   | 0   | 0  | 0   | 0  | 0  | 0 | 0 | .136 |
| Mar 28   | ROBERT MORRIS-1     | pr    | 0  | 1 | 0 | 0   | 0  | 0  | 0  | 0  | 0  | 0  | 0   | 0   | 0  | 0   | 0  | 0  | 0 | 0 | .136 |
| Totals   |                     | 5gs   | 22 | 4 | 3 | 1   | 0  | 0  | 0  | 2  | 2  | 2  | 0   | 0   | 0  | 0   | 11 | 3  | 0 | 0 | .136 |


On base pct. .208 • Slugging pct. .136

CAREER HITTING STATISTICS

| Year         | AVG.        | GP-GS        | AB        | R         | H        | 2B       | 3B       | HR       | RBI      | TB       | SLG         | BB       | HBP      | SO        | GDP      | OBP         | SF-SH      | SB-ATT     | PO-A-E       | FLD%         |
|--------------|-------------|--------------|-----------|-----------|----------|----------|----------|----------|----------|----------|-------------|----------|----------|-----------|----------|-------------|------------|------------|--------------|--------------|
| 2017         | .214        | 24-9         | 28        | 11        | 6        | 0        | 0        | 0        | 2        | 6        | .214        | 1        | 0        | 6         | 0        | .241        | 0-0        | 3-3        | 0-0-0        | .000         |
| 2018         | .136        | 16-5         | 22        | 4         | 3        | 0        | 0        | 0        | 1        | 3        | .136        | 2        | 0        | 11        | 0        | .208        | 0-0        | 2-4        | 3-0-0        | 1.000        |
| <b>TOTAL</b> | <b>.180</b> | <b>40-14</b> | <b>50</b> | <b>15</b> | <b>9</b> | <b>0</b> | <b>0</b> | <b>0</b> | <b>3</b> | <b>9</b> | <b>.180</b> | <b>3</b> | <b>0</b> | <b>17</b> | <b>0</b> | <b>.226</b> | <b>0-0</b> | <b>5-7</b> | <b>3-0-0</b> | <b>1.000</b> |



# 2018 Highlights



# 5

## KENNEDY LEGG

SOPHOMORE | C  
KELLER, TEXAS

- >> Started 16 games this season
- >> Drove in two RBI against Northwestern (3/10)
- >> Scored twice and had one RBI against Kent State (3/18)
- >> Brought in two runs against Maryland (3/24)

### Background Information

- >> Transferred from Ole Miss

## 2018 Game-by-Game

### SEASON HIGH

AB ..... 3, 4x last - vs. Maryland (3/24)  
 H ..... 2, 2x last - vs. Robert Morris (3/28)  
 2B ..... 1, 3x last - vs. Robert Morris (3/28)  
 3B ..... N/A  
 HR ..... N/A  
 R ..... 2 vs. Kent State (3/17)  
 RBI ..... 2, 2x last - vs. Maryland (3/24)  
 BB ..... 3 vs. Kent State (3/17)  
 SB ..... N/A  
 PO ..... 6 vs. Kent State (3/17)  
 A ..... 2, 3x last - vs. Kent State (3/18)

### CAREER BEST

AB ..... 3, 4x last - vs. Maryland (3/24/18)  
 H ..... 2 vs. Duke (2/18/18)  
 R ..... 2 vs. Kent State (3/17/18)  
 RBI ..... 2, 2x last - vs. Maryland (3/24/18)  
 BB ..... 3 vs. Kent State (3/17/18)  
 SB ..... N/A

| Date     | Opponent            | Pos   | AB   | R  | H | RBI | 2B | 3B | HR | BB | SB | CS | HBP | SAC | SF | GDP | K  | PO | A  | E | Avg  |
|----------|---------------------|-------|------|----|---|-----|----|----|----|----|----|----|-----|-----|----|-----|----|----|----|---|------|
| Feb 09   | vs Alabama          | *c    | 2    | 0  | 0 | 0   | 0  | 0  | 0  | 0  | 0  | 0  | 0   | 0   | 0  | 0   | 2  | 3  | 1  | 1 | .000 |
| Feb 09   | vs Virginia Tech    | *c    | 2    | 0  | 0 | 0   | 0  | 0  | 0  | 0  | 0  | 0  | 0   | 0   | 0  | 0   | 1  | 4  | 1  | 0 | .000 |
| Feb 16   | vs Virginia Tech    | *c    | 3    | 0  | 0 | 0   | 0  | 0  | 0  | 0  | 0  | 0  | 0   | 0   | 0  | 0   | 1  | 4  | 1  | 0 | .000 |
| Feb 16   | at Duke             | c     | 1    | 0  | 0 | 0   | 0  | 0  | 0  | 0  | 0  | 0  | 0   | 0   | 0  | 0   | 1  | 1  | 0  | 0 | .000 |
| Feb 17   | vs Virginia Tech    | ph    | 0    | 0  | 0 | 0   | 0  | 0  | 0  | 1  | 0  | 0  | 0   | 0   | 0  | 0   | 0  | 0  | 0  | 0 | .000 |
| Feb 18   | vs Duke             | ph/c  | 2    | 1  | 2 | 0   | 0  | 0  | 0  | 0  | 0  | 0  | 0   | 0   | 0  | 0   | 0  | 0  | 0  | 0 | .200 |
| 02/23/18 | vs Central Florida  | c     | 1    | 0  | 0 | 0   | 0  | 0  | 0  | 0  | 0  | 0  | 0   | 0   | 0  | 0   | 1  | 1  | 0  | 0 | .182 |
| 02/23/18 | at Jacksonville     | *c    | 2    | 0  | 0 | 0   | 0  | 0  | 0  | 1  | 0  | 0  | 0   | 0   | 0  | 0   | 1  | 5  | 2  | 0 | .154 |
| 02/24/18 | vs Western Carolina | *c    | 1    | 0  | 0 | 0   | 0  | 0  | 0  | 0  | 0  | 0  | 0   | 0   | 0  | 0   | 1  | 1  | 1  | 0 | .143 |
| 02/25/18 | vs James Madison    | ph    | 1    | 0  | 0 | 0   | 0  | 0  | 0  | 0  | 0  | 0  | 0   | 0   | 0  | 0   | 1  | 0  | 0  | 0 | .133 |
| 03/07/18 | at Lamar University | *dh   | 2    | 0  | 0 | 1   | 0  | 0  | 0  | 1  | 0  | 0  | 0   | 0   | 0  | 0   | 1  | 0  | 0  | 0 | .118 |
| Mar 09   | vs Northwestern     | *of   | 2    | 0  | 0 | 0   | 0  | 0  | 0  | 0  | 0  | 0  | 0   | 0   | 0  | 0   | 1  | 2  | 0  | 0 | .105 |
| Mar 10   | vs Lipscomb         | *c    | 2    | 0  | 0 | 0   | 0  | 0  | 0  | 0  | 0  | 0  | 0   | 0   | 0  | 0   | 0  | 2  | 1  | 0 | .095 |
| Mar 10   | vs Northwestern     | *c    | 2    | 0  | 1 | 2   | 1  | 0  | 0  | 1  | 0  | 0  | 0   | 0   | 0  | 0   | 1  | 2  | 1  | 0 | .130 |
| Mar 11   | vs Iowa State       | *c    | 3    | 0  | 0 | 0   | 0  | 0  | 0  | 0  | 0  | 0  | 0   | 0   | 0  | 0   | 0  | 5  | 2  | 0 | .115 |
| Mar 11   | at Houston          | *c    | 2    | 0  | 0 | 0   | 0  | 0  | 0  | 0  | 0  | 0  | 0   | 0   | 0  | 0   | 0  | 0  | 1  | 0 | .107 |
| Mar 17   | KENT STATE-1        | *c    | 1    | 0  | 0 | 0   | 0  | 0  | 0  | 3  | 0  | 0  | 0   | 0   | 0  | 0   | 0  | 0  | 0  | 0 | .103 |
| Mar 17   | KENT STATE-2        | *c    | 2    | 0  | 0 | 0   | 0  | 0  | 0  | 0  | 0  | 0  | 0   | 1   | 0  | 0   | 1  | 0  | 0  | 0 | .097 |
| Mar 18   | KENT STATE          | *c    | 3    | 2  | 1 | 1   | 0  | 0  | 0  | 2  | 0  | 0  | 0   | 0   | 0  | 0   | 0  | 4  | 2  | 0 | .118 |
| Mar 24   | MARYLAND-1          | *c    | 3    | 1  | 1 | 2   | 1  | 0  | 0  | 0  | 0  | 0  | 0   | 0   | 0  | 0   | 1  | 5  | 0  | 0 | .135 |
| Mar 24   | MARYLAND-2          | *c    | 2    | 0  | 0 | 0   | 0  | 0  | 0  | 0  | 0  | 0  | 0   | 0   | 0  | 0   | 0  | 2  | 0  | 0 | .128 |
| Mar 25   | MARYLAND            | pr    | 0    | 0  | 0 | 0   | 0  | 0  | 0  | 0  | 0  | 0  | 0   | 0   | 0  | 0   | 0  | 0  | 0  | 0 | .128 |
| Mar 28   | ROBERT MORRIS-2     | ph/dh | 2    | 0  | 2 | 0   | 1  | 0  | 0  | 0  | 0  | 0  | 0   | 0   | 0  | 0   | 0  | 0  | 0  | 0 | .171 |
| Totals   |                     |       | 16gs | 41 | 4 | 7   | 6  | 3  | 0  | 9  | 0  | 0  | 0   | 2   | 0  | 0   | 14 | 55 | 14 | 1 | .171 |

On base pct. .320 • Slugging pct. .244

| MULTI-HIT GAMES | 2        | 3        | 4        | 5+       | Total    |
|-----------------|----------|----------|----------|----------|----------|
| 2017 *          | 0        | 0        | 0        | 0        | 0        |
| 2018            | 2        | 0        | 0        | 0        | 2        |
| <b>TOTAL</b>    | <b>2</b> | <b>0</b> | <b>0</b> | <b>0</b> | <b>2</b> |

| MULTI-RBI GAMES | 2        | 3        | 4        | 5+       | Total    |
|-----------------|----------|----------|----------|----------|----------|
| 2017 *          | 0        | 0        | 0        | 0        | 0        |
| 2018            | 2        | 0        | 0        | 0        | 2        |
| <b>TOTAL</b>    | <b>2</b> | <b>0</b> | <b>0</b> | <b>0</b> | <b>2</b> |

### CAREER STREAKS

Hitting Streak \*..... 2 games (2017)  
 Reaching Base ..... 2 games (2018)

\* - denotes at Ole Miss

### CAREER HITTING STATISTICS (\* - at Ole Miss)

| Year         | AVG.        | GP-GS        | AB        | R        | H        | 2B       | 3B       | HR       | RBI      | TB        | SLG         | BB       | HBP      | SO        | GDP      | OBP         | SF-SH      | SB-ATT     | PO-A-E         | FLD%        |
|--------------|-------------|--------------|-----------|----------|----------|----------|----------|----------|----------|-----------|-------------|----------|----------|-----------|----------|-------------|------------|------------|----------------|-------------|
| 2017 *       | .286        | 12-0         | 7         | 1        | 2        | 1        | 0        | 0        | 1        | 3         | .429        | 0        | 0        | 1         | 0        | .286        | 0-0        | 0-0        | 10-10-0        | 1.000       |
| 2018         | .171        | 23-16        | 41        | 4        | 7        | 3        | 0        | 0        | 6        | 10        | .244        | 9        | 0        | 14        | 0        | .320        | 0-2        | 0-0        | 55-14-1        | .986        |
| <b>TOTAL</b> | <b>.185</b> | <b>34-16</b> | <b>48</b> | <b>5</b> | <b>9</b> | <b>4</b> | <b>0</b> | <b>0</b> | <b>7</b> | <b>13</b> | <b>.253</b> | <b>9</b> | <b>0</b> | <b>15</b> | <b>0</b> | <b>.288</b> | <b>0-2</b> | <b>0-0</b> | <b>65-24-1</b> | <b>.980</b> |



6

**MADISON SHAFER**

JUNIOR | P  
NEW CASTLE, PA.

- >> Appeared in 20 games with 10 starts in the circle
- >> Struck out one against No. 11 Alabama (2/9)
- >> Had a career-high eight strikeouts at Jacksonville (2/24)
- >> Has had nine games with three or more strikeouts this season
- >> Struck out seven in the win against RMU (3/28)

2018 Game-by-Game

SEASON HIGH

IP ..... 7.0 vs. Robert Morris (3/28)  
 H ..... 8, 2x last - vs. Maryland (3/24)  
 R ..... 8 vs. Maryland (3/24)  
 ER ..... 5, 4x last - vs. Kent State (3/18)  
 BB ..... 5 at Lamar University (3/7)  
 K ..... 8 vs. Jacksonville (2/24)  
 2B ..... 3, 2x last - vs. Maryland (3/24)  
 3B ..... 1, 7x last - vs. Robert Morris (3/28)  
 HR ..... 2 vs. Kent State (3/18)  
 HBP ..... 1 vs. Maryland (3/24)

CAREER BEST

IP ..... 8.0 vs. Saint Francis (4/26/17)  
 K ..... 8 vs. Jacksonville (2/24/18)  
 CG ..... 2, 2x last - vs. Robert Morris (3/28)  
 SO ..... N/A

| Date     | Opponent            | GS | IP   | H   | R  | ER | BB | SO | 2B | 3B | HR | WP | BK | HBP | IBB | Score  | W-L  | SV | ERA   | NP  |
|----------|---------------------|----|------|-----|----|----|----|----|----|----|----|----|----|-----|-----|--------|------|----|-------|-----|
| Feb 09   | vs Alabama          |    | 1.2  | 6   | 5  | 4  | 1  | 1  | 1  | 0  | 0  | 1  | 0  | 0   | 0   | 0-10   | 0-0  | 0  | 16.80 | 40  |
| Feb 09   | vs Virginia Tech    |    | 2.0  | 2   | 0  | 0  | 1  | 0  | 0  | 0  | 0  | 0  | 0  | 0   | 0   | 1-3    | 0-0  | 0  | 7.64  | 34  |
| Feb 16   | at Duke             |    | 1.1  | 2   | 3  | 0  | 2  | 2  | 0  | 0  | 0  | 1  | 0  | 0   | 0   | 5-7    | 0-1  | 0  | 5.60  | 40  |
| Feb 17   | vs Virginia Tech    | *  | 2.0  | 7   | 5  | 2  | 1  | 1  | 1  | 1  | 0  | 0  | 0  | 0   | 0   | 6-9    | 0-2  | 0  | 6.00  | 49  |
| Feb 18   | vs Duke             | *  | 3.0  | 6   | 5  | 5  | 0  | 3  | 2  | 1  | 0  | 0  | 0  | 0   | 0   | 2-7    | 0-3  | 0  | 7.70  | 45  |
| 02/23/18 | vs Central Florida  |    | 2.0  | 0   | 3  | 2  | 3  | 1  | 0  | 0  | 0  | 1  | 0  | 0   | 0   | 0-4    | 0-3  | 0  | 7.58  | 36  |
| 02/23/18 | at Jacksonville     |    | 1.0  | 2   | 0  | 0  | 1  | 1  | 0  | 0  | 0  | 0  | 0  | 0   | 0   | 4-2    | 0-3  | 0  | 7.00  | 24  |
| 02/24/18 | vs Western Carolina |    | 4.0  | 3   | 1  | 1  | 3  | 4  | 0  | 0  | 0  | 1  | 0  | 0   | 0   | 1-5    | 0-3  | 0  | 5.76  | 61  |
| 02/24/18 | at Jacksonville     | *  | 5.1  | 5   | 3  | 1  | 2  | 8  | 0  | 1  | 0  | 1  | 0  | 0   | 0   | 2-3    | 0-4  | 0  | 4.70  | 90  |
| 02/25/18 | vs James Madison    | *  | 4.0  | 3   | 4  | 3  | 4  | 3  | 1  | 0  | 0  | 0  | 0  | 0   | 0   | 1-4    | 0-5  | 0  | 4.78  | 71  |
| Mar 06   | at Texas A&M        |    | 4.0  | 7   | 5  | 5  | 4  | 3  | 0  | 1  | 0  | 3  | 0  | 0   | 0   | 0-8    | 0-5  | 0  | 5.31  | 90  |
| 03/07/18 | at Lamar University |    | 3.2  | 7   | 5  | 5  | 5  | 2  | 1  | 0  | 0  | 0  | 0  | 0   | 0   | 3-8    | 0-5  | 0  | 5.76  | 83  |
| Mar 09   | vs Northwestern     | *  | 3.1  | 7   | 4  | 4  | 2  | 3  | 0  | 0  | 1  | 0  | 0  | 0   | 0   | 0-13   | 0-6  | 0  | 6.00  | 81  |
| Mar 10   | vs Lipscomb         | *  | 1.0  | 5   | 4  | 3  | 1  | 0  | 1  | 0  | 0  | 0  | 0  | 0   | 0   | 1-9    | 0-7  | 0  | 6.39  | 34  |
| Mar 10   | vs Northwestern     | *  | 4.0  | 8   | 5  | 4  | 1  | 1  | 2  | 0  | 0  | 0  | 0  | 0   | 0   | 4-6    | 0-8  | 0  | 6.45  | 74  |
| Mar 11   | at Houston          | *  | 6.0  | 7   | 3  | 2  | 1  | 6  | 3  | 0  | 0  | 1  | 0  | 0   | 0   | 0-3    | 0-9  | 0  | 5.94  | 82  |
| Mar 17   | KENT STATE-2        | *  | 5.2  | 7   | 4  | 4  | 1  | 3  | 2  | 1  | 0  | 1  | 0  | 0   | 0   | 6-5    | 1-9  | 0  | 5.83  | 86  |
| Mar 18   | KENT STATE          | *  | 5.0  | 5   | 5  | 5  | 1  | 3  | 0  | 1  | 2  | 1  | 0  | 0   | 0   | 11-10  | 1-9  | 0  | 5.93  | 70  |
| Mar 24   | MARYLAND-2          | *  | 3.2  | 8   | 8  | 4  | 3  | 2  | 3  | 0  | 0  | 1  | 0  | 1   | 0   | 0-8    | 1-10 | 0  | 6.03  | 77  |
| Mar 28   | ROBERT MORRIS-1     |    | 7.0  | 7   | 4  | 4  | 1  | 7  | 2  | 1  | 0  | 1  | 0  | 0   | 0   | 9-7    | 2-10 | 0  | 5.83  | 103 |
| Mar 28   | ROBERT MORRIS-2     |    | 2.0  | 2   | 1  | 1  | 0  | 3  | 2  | 0  | 0  | 0  | 0  | 0   | 0   | 0-5    | 2-10 | 0  | 5.76  | 27  |
| Totals   |                     | 10 | 71.2 | 106 | 77 | 59 | 38 | 57 | 21 | 7  | 3  | 13 | 0  | 1   | 0   | 56-136 | 2-10 | 0  | 5.76  | -   |

CAREER PITCHING STATISTICS

| Year         | ERA         | W-L         | APP       | GS        | CG       | SHO/C    | SV       | IP           | H          | R          | ER        | BB        | SO        | 2B        | 3B        | HR       | BF         | BAA         | WP        | HBP      | BK       | SFA      | SHA       |
|--------------|-------------|-------------|-----------|-----------|----------|----------|----------|--------------|------------|------------|-----------|-----------|-----------|-----------|-----------|----------|------------|-------------|-----------|----------|----------|----------|-----------|
| 2016         | 6.42        | 1-1         | 6         | 2         | 0        | 0/0      | 0        | 12.0         | 16         | 13         | 11        | 4         | 3         | 0         | 1         | 50       | .320       | 1           | 0         | 0        | 0        | 0        | 2         |
| 2017         | 5.19        | 1-4         | 12        | 3         | 1        | 0/0      | 0        | 31.0         | 44         | 38         | 23        | 17        | 17        | 9         | 4         | 137      | .321       | 10          | 3         | 1        | 0        | 6        |           |
| 2018         | 5.76        | 2-10        | 21        | 10        | 1        | 0        | 0        | 71.2         | 106        | 77         | 59        | 38        | 57        | 21        | 7         | 320      | .331       | 13          | 1         | 0        | 2        | 7        |           |
| <b>TOTAL</b> | <b>5.68</b> | <b>4-15</b> | <b>39</b> | <b>15</b> | <b>2</b> | <b>0</b> | <b>0</b> | <b>114.2</b> | <b>166</b> | <b>128</b> | <b>93</b> | <b>59</b> | <b>77</b> | <b>30</b> | <b>11</b> | <b>5</b> | <b>507</b> | <b>.327</b> | <b>24</b> | <b>4</b> | <b>1</b> | <b>2</b> | <b>15</b> |



8

DANI FEY

FRESHMAN | UTL  
BANGOR, PA.

- >> Started all 26 games between right field and behind the plate
- >> Secured her first collegiate hit at Duke and drove in a run (2/16)
- >> Carried a 12-game reached base streak, is currently on an eight-game reached base streak
- >> Scored the game-winning run against Kent State (3/18)

2018 Game-by-Game

SEASON HIGH

|         |                                       |
|---------|---------------------------------------|
| AB..... | 5 vs. Kent State (3/18)               |
| H.....  | 2, 2x last at Jacksonville (2/23)     |
| 2B..... | 1, 2x last - vs. Kent State (3/18)    |
| 3B..... | N/A                                   |
| HR..... | N/A                                   |
| R.....  | 3 at Jacksonville (2/23)              |
| RBI.... | 1, 4x last - vs. Robert Morris (3/28) |
| BB..... | 3 vs. Virginia Tech (2/17)            |
| SB....  | 1, 2x last vs. James Madison (2/25)   |
| PO..... | 9 at Jacksonville (2/24)              |
| A ...   | 1, 5x last - vs. James Madison (2/25) |

CAREER BEST

|         |  |
|---------|--|
| AB..... | 5 vs. Kent State (3/18/18)               |
| H.....  | 2, 2x last at Jacksonville (2/23/18)     |
| R.....  | 3 at Jacksonville (2/23/18)              |
| RBI.... | 1, 4x last - vs. Robert Morris (3/28/18) |
| BB..... | 3 vs. Virginia Tech (2/17/18)            |
| SB..... | 1, 2x last vs. James Madison (2/25/18)   |

| MULTI-HIT GAMES | 2        | 3        | 4        | 5+       | Total    |
|-----------------|----------|----------|----------|----------|----------|
| 2018            | 2        | 0        | 0        | 0        | 2        |
| <b>TOTAL</b>    | <b>2</b> | <b>0</b> | <b>0</b> | <b>0</b> | <b>2</b> |

| MULTI-RBI GAMES | 2        | 3        | 4        | 5+       | Total    |
|-----------------|----------|----------|----------|----------|----------|
| 2018            | 0        | 0        | 0        | 0        | 0        |
| <b>TOTAL</b>    | <b>0</b> | <b>0</b> | <b>0</b> | <b>0</b> | <b>0</b> |

CAREER STREAKS

|                     |                 |
|---------------------|-----------------|
| Hitting Streak..... | 5 games (2018)  |
| Reaching Base ..... | 12 games (2018) |

| Date     | Opponent            | Pos   | AB   | R  | H  | RBI | 2B | 3B | HR | BB | SB | CS | HBP | SAC | SF | GDP | K | PO | A | E | Avg  |
|----------|---------------------|-------|------|----|----|-----|----|----|----|----|----|----|-----|-----|----|-----|---|----|---|---|------|
| Feb 09   | vs Alabama          | *of   | 2    | 0  | 0  | 0   | 0  | 0  | 0  | 0  | 0  | 0  | 0   | 0   | 0  | 0   | 0 | 1  | 0 | 0 | .000 |
| Feb 09   | vs Virginia Tech    | *of/c | 1    | 0  | 0  | 0   | 0  | 0  | 0  | 0  | 0  | 0  | 0   | 0   | 0  | 0   | 0 | 1  | 0 | 0 | .000 |
| Feb 16   | vs Virginia Tech    | *of   | 1    | 0  | 0  | 0   | 0  | 0  | 0  | 0  | 0  | 0  | 0   | 0   | 0  | 0   | 0 | 0  | 0 | 0 | .000 |
| Feb 16   | at Duke             | *c/of | 2    | 0  | 1  | 1   | 0  | 0  | 0  | 1  | 0  | 0  | 0   | 0   | 0  | 0   | 0 | 4  | 0 | 0 | .167 |
| Feb 17   | vs Virginia Tech    | *c    | 1    | 2  | 0  | 0   | 0  | 0  | 0  | 3  | 0  | 0  | 0   | 0   | 0  | 0   | 0 | 3  | 0 | 0 | .143 |
| Feb 18   | vs Duke             | *c/of | 2    | 0  | 0  | 0   | 0  | 0  | 0  | 0  | 0  | 0  | 1   | 0   | 0  | 0   | 0 | 2  | 1 | 0 | .111 |
| 02/23/18 | vs Central Florida  | *c/of | 3    | 0  | 2  | 0   | 0  | 0  | 0  | 0  | 0  | 0  | 0   | 0   | 0  | 0   | 0 | 1  | 1 | 1 | .250 |
| 02/23/18 | at Jacksonville     | *of   | 3    | 3  | 2  | 0   | 0  | 0  | 0  | 0  | 0  | 0  | 1   | 0   | 0  | 0   | 0 | 1  | 0 | 0 | .333 |
| 02/24/18 | vs Western Carolina | *of/c | 2    | 0  | 1  | 0   | 0  | 0  | 0  | 2  | 1  | 0  | 0   | 0   | 0  | 0   | 0 | 4  | 1 | 0 | .353 |
| 02/24/18 | at Jacksonville     | *c    | 3    | 1  | 0  | 0   | 0  | 0  | 0  | 1  | 0  | 0  | 0   | 0   | 0  | 0   | 1 | 9  | 1 | 1 | .300 |
| 02/25/18 | vs James Madison    | *c    | 2    | 1  | 0  | 0   | 0  | 0  | 0  | 1  | 1  | 0  | 0   | 0   | 0  | 0   | 1 | 6  | 1 | 0 | .273 |
| Mar 06   | at Texas A&M        | *c    | 0    | 0  | 0  | 0   | 0  | 0  | 0  | 2  | 0  | 0  | 0   | 0   | 0  | 0   | 0 | 4  | 0 | 0 | .273 |
| 03/07/18 | at Lamar University | *c    | 4    | 1  | 1  | 0   | 0  | 0  | 0  | 0  | 0  | 0  | 0   | 0   | 0  | 0   | 1 | 8  | 0 | 0 | .269 |
| Mar 09   | vs Northwestern     | *c    | 3    | 0  | 1  | 0   | 0  | 0  | 0  | 0  | 0  | 0  | 0   | 0   | 0  | 0   | 0 | 4  | 0 | 0 | .276 |
| Mar 10   | vs Lipscomb         | *of   | 2    | 0  | 0  | 1   | 0  | 0  | 0  | 2  | 0  | 0  | 0   | 0   | 0  | 0   | 0 | 0  | 0 | 0 | .258 |
| Mar 10   | vs Northwestern     | *of   | 4    | 0  | 0  | 0   | 0  | 0  | 0  | 0  | 0  | 0  | 0   | 0   | 0  | 0   | 2 | 0  | 0 | 0 | .229 |
| Mar 11   | vs Iowa State       | *of   | 3    | 0  | 0  | 0   | 0  | 0  | 0  | 0  | 0  | 0  | 0   | 0   | 0  | 0   | 0 | 0  | 0 | 0 | .211 |
| Mar 11   | at Houston          | *of   | 2    | 0  | 0  | 0   | 0  | 0  | 0  | 0  | 0  | 0  | 0   | 0   | 0  | 0   | 1 | 0  | 0 | 0 | .200 |
| Mar 17   | KENT STATE-1        | *of   | 2    | 1  | 1  | 0   | 0  | 0  | 0  | 2  | 0  | 0  | 0   | 0   | 0  | 0   | 0 | 0  | 0 | 0 | .214 |
| Mar 17   | KENT STATE-2        | *of   | 3    | 0  | 1  | 1   | 1  | 0  | 0  | 1  | 0  | 0  | 0   | 0   | 0  | 0   | 0 | 2  | 0 | 0 | .222 |
| Mar 18   | KENT STATE          | *of   | 5    | 1  | 1  | 0   | 1  | 0  | 0  | 0  | 0  | 0  | 0   | 0   | 0  | 0   | 0 | 1  | 0 | 0 | .220 |
| Mar 24   | MARYLAND-1          | *of   | 4    | 1  | 1  | 0   | 0  | 0  | 0  | 0  | 0  | 0  | 0   | 0   | 0  | 0   | 1 | 1  | 0 | 0 | .222 |
| Mar 24   | MARYLAND-2          | *of   | 2    | 0  | 1  | 0   | 0  | 0  | 0  | 0  | 0  | 0  | 0   | 0   | 0  | 0   | 0 | 0  | 0 | 1 | .232 |
| Mar 25   | MARYLAND            | *of   | 1    | 1  | 0  | 0   | 0  | 0  | 0  | 2  | 0  | 0  | 0   | 1   | 0  | 0   | 0 | 1  | 0 | 0 | .228 |
| Mar 28   | ROBERT MORRIS-1     | *of   | 2    | 1  | 0  | 1   | 0  | 0  | 0  | 2  | 0  | 0  | 0   | 0   | 0  | 0   | 0 | 1  | 0 | 0 | .220 |
| Mar 28   | ROBERT MORRIS-2     | *of   | 1    | 0  | 0  | 0   | 0  | 0  | 0  | 1  | 0  | 0  | 0   | 1   | 0  | 0   | 1 | 1  | 0 | 0 | .217 |
| Totals   |                     |       | 26gs | 60 | 13 | 13  | 4  | 2  | 0  | 20 | 2  | 0  | 4   | 2   | 0  | 0   | 9 | 54 | 5 | 4 | .217 |

On base pct. .440 • Slugging pct. .250

CAREER HITTING STATISTICS

| Year         | AVG.        | GP-GS        | AB        | R         | H         | 2B       | 3B       | HR       | RBI      | TB        | SLG         | BB        | HBP      | SO       | GDP      | OBP         | SF-SH      | SB-ATT     | PO-A-E        | FLD%        |
|--------------|-------------|--------------|-----------|-----------|-----------|----------|----------|----------|----------|-----------|-------------|-----------|----------|----------|----------|-------------|------------|------------|---------------|-------------|
| 2018         | .217        | 26-26        | 60        | 13        | 13        | 2        | 0        | 0        | 4        | 15        | .250        | 20        | 4        | 9        | 0        | .440        | 0-2        | 2-2        | 54-5-4        | .937        |
| <b>TOTAL</b> | <b>.217</b> | <b>26-26</b> | <b>60</b> | <b>13</b> | <b>13</b> | <b>2</b> | <b>0</b> | <b>0</b> | <b>4</b> | <b>15</b> | <b>.250</b> | <b>20</b> | <b>4</b> | <b>9</b> | <b>0</b> | <b>.440</b> | <b>0-2</b> | <b>2-2</b> | <b>54-5-4</b> | <b>.937</b> |



9

**TORI DUBOIS**

JUNIOR | UTL  
MT. VERNON, N.H.

- >> Has a team-high 25 hits and 14 RBI
- >> Drove in the winning run in the nine-inning win against KSU (3/18)
- >> Hit a grand slam against Robert Morris (3/28)
- >> Is the only returner starting in the same position as she did a year ago

2018 Game-by-Game

SEASON HIGH

|          |                                       |
|----------|---------------------------------------|
| AB.....  | 5 vs. Kent State (3/18)               |
| H.....   | 3 at Jacksonville (2/23)              |
| 2B.....  | 1, 6x last - vs. Maryland (3/24)      |
| 3B.....  | N/A                                   |
| HR.....  | 1, 2x last - vs. Robert Morris (3/28) |
| R.....   | 2, 2x last - vs. Kent State (3/18)    |
| RBI..... | 4 vs. Robert Morris (3/28)            |
| BB.....  | 1, 4x last - vs. Robert Morris (3/28) |
| SB.....  | 1 vs. Maryland (3/24)                 |
| PO.....  | 4 vs. Virginia Tech (2/16)            |
| A.....   | 1, 2x last - vs. Lipscomb (3/10)      |

CAREER BEST

|          |  |
|----------|--|
| AB.....  | 5 vs. Kent State (3/18/18)               |
| H.....   | 3, 6x last - at Jacksonville (2/23/18)   |
| R.....   | 2, 10x last - vs. Kent State (3/17/18)   |
| RBI..... | 4, 4x last - vs. Robert Morris (3/28/18) |
| BB.....  | 2, 3x last - vs. Bucknell (4/19/17)      |
| SB.....  | 1, 4x last - vs. Maryland (3/24/18)      |

| Date     | Opponent            | Pos  | AB | R  | H  | RBI | 2B | 3B | HR | BB | SB | CS | HBP | SAC | SF | GDP | K | PO | A | E | Avg  |
|----------|---------------------|------|----|----|----|-----|----|----|----|----|----|----|-----|-----|----|-----|---|----|---|---|------|
| Feb 09   | vs Alabama          | *of  | 2  | 0  | 1  | 0   | 0  | 0  | 0  | 0  | 0  | 0  | 0   | 0   | 0  | 0   | 0 | 3  | 0 | 0 | .500 |
| Feb 09   | vs Virginia Tech    | *of  | 3  | 0  | 1  | 0   | 0  | 0  | 0  | 0  | 0  | 0  | 0   | 0   | 0  | 0   | 1 | 0  | 0 | 0 | .400 |
| Feb 16   | vs Virginia Tech    | *of  | 3  | 0  | 0  | 0   | 0  | 0  | 0  | 0  | 0  | 0  | 0   | 0   | 0  | 0   | 0 | 4  | 0 | 0 | .250 |
| Feb 16   | at Duke             | *of  | 4  | 2  | 2  | 1   | 1  | 0  | 0  | 0  | 0  | 0  | 0   | 0   | 0  | 0   | 1 | 3  | 0 | 0 | .333 |
| Feb 17   | vs Virginia Tech    | *of  | 4  | 0  | 2  | 0   | 0  | 0  | 0  | 0  | 0  | 0  | 0   | 0   | 0  | 0   | 1 | 1  | 0 | 0 | .375 |
| Feb 18   | vs Duke             | *of  | 4  | 0  | 0  | 0   | 0  | 0  | 0  | 0  | 0  | 0  | 0   | 0   | 0  | 0   | 1 | 3  | 1 | 0 | .300 |
| 02/23/18 | vs Central Florida  | *of  | 3  | 0  | 0  | 0   | 0  | 0  | 0  | 0  | 0  | 0  | 0   | 0   | 0  | 0   | 1 | 1  | 0 | 0 | .261 |
| 02/23/18 | at Jacksonville     | *of  | 4  | 0  | 3  | 2   | 1  | 0  | 0  | 0  | 0  | 0  | 0   | 0   | 0  | 0   | 1 | 0  | 0 | 0 | .333 |
| 02/24/18 | vs Western Carolina | *of  | 3  | 0  | 1  | 0   | 1  | 0  | 0  | 0  | 0  | 0  | 1   | 0   | 0  | 0   | 0 | 3  | 0 | 0 | .333 |
| 02/24/18 | at Jacksonville     | *of  | 3  | 0  | 2  | 1   | 0  | 0  | 0  | 0  | 0  | 0  | 0   | 0   | 0  | 0   | 1 | 0  | 0 | 0 | .364 |
| 02/25/18 | vs James Madison    | *of  | 3  | 0  | 1  | 1   | 0  | 0  | 0  | 0  | 0  | 1  | 0   | 0   | 0  | 0   | 0 | 1  | 0 | 0 | .361 |
| Mar 06   | at Texas A&M        | *of  | 2  | 0  | 0  | 0   | 0  | 0  | 0  | 0  | 0  | 0  | 0   | 0   | 0  | 0   | 0 | 1  | 0 | 0 | .342 |
| 03/07/18 | at Lamar University | *of  | 3  | 1  | 1  | 0   | 0  | 0  | 0  | 0  | 0  | 0  | 1   | 0   | 0  | 0   | 0 | 1  | 0 | 0 | .341 |
| Mar 09   | vs Northwestern     | *of  | 2  | 0  | 0  | 0   | 0  | 0  | 0  | 1  | 0  | 0  | 0   | 0   | 0  | 0   | 0 | 1  | 0 | 0 | .326 |
| Mar 10   | vs Lipscomb         | *of  | 4  | 0  | 0  | 0   | 0  | 0  | 0  | 0  | 0  | 0  | 0   | 0   | 0  | 0   | 0 | 1  | 2 | 1 | .298 |
| Mar 10   | vs Northwestern     | *of  | 4  | 1  | 1  | 2   | 0  | 0  | 1  | 0  | 0  | 0  | 0   | 0   | 0  | 0   | 0 | 0  | 0 | 0 | .294 |
| Mar 11   | vs Iowa State       | *of  | 3  | 0  | 1  | 0   | 0  | 0  | 0  | 0  | 0  | 0  | 0   | 0   | 0  | 0   | 0 | 0  | 0 | 0 | .296 |
| Mar 11   | at Houston          | *of  | 3  | 0  | 0  | 0   | 0  | 0  | 0  | 0  | 0  | 0  | 0   | 0   | 0  | 0   | 0 | 1  | 0 | 0 | .281 |
| Mar 17   | KENT STATE-1        | *of  | 4  | 1  | 2  | 2   | 0  | 0  | 0  | 0  | 0  | 0  | 0   | 0   | 0  | 0   | 0 | 2  | 0 | 0 | .285 |
| Mar 17   | KENT STATE-2        | *of  | 2  | 2  | 1  | 0   | 1  | 0  | 0  | 0  | 0  | 0  | 1   | 0   | 0  | 0   | 0 | 0  | 0 | 0 | .302 |
| Mar 18   | KENT STATE          | *of  | 5  | 1  | 2  | 1   | 1  | 0  | 0  | 0  | 0  | 0  | 1   | 0   | 0  | 0   | 0 | 1  | 0 | 0 | .309 |
| Mar 24   | MARYLAND-1          | *of  | 3  | 1  | 1  | 0   | 1  | 0  | 0  | 1  | 1  | 0  | 0   | 0   | 0  | 0   | 0 | 0  | 0 | 0 | .310 |
| Mar 24   | MARYLAND-2          | *of  | 2  | 0  | 0  | 0   | 0  | 0  | 0  | 0  | 0  | 0  | 0   | 0   | 0  | 0   | 0 | 1  | 0 | 0 | .301 |
| Mar 25   | MARYLAND            | *of  | 2  | 0  | 1  | 0   | 0  | 0  | 0  | 1  | 0  | 0  | 1   | 0   | 0  | 0   | 0 | 1  | 0 | 0 | .307 |
| Mar 28   | ROBERT MORRIS-1     | *of  | 4  | 1  | 2  | 4   | 0  | 0  | 1  | 0  | 0  | 0  | 0   | 0   | 0  | 0   | 0 | 0  | 0 | 0 | .316 |
| Mar 28   | ROBERT MORRIS-2     | *of  | 2  | 0  | 0  | 0   | 0  | 0  | 0  | 1  | 0  | 0  | 0   | 0   | 0  | 1   | 0 | 3  | 0 | 0 | .309 |
| Totals   |                     | 26gs | 81 | 10 | 25 | 14  | 6  | 0  | 2  | 4  | 1  | 1  | 5   | 0   | 0  | 1   | 8 | 33 | 2 | 0 | .309 |

On base pct. .378 • Slugging pct. .457

| MULTI-HIT GAMES | 2         | 3        | 4        | 5+       | Total     |
|-----------------|-----------|----------|----------|----------|-----------|
| 2016            | 3         | 2        | 0        | 0        | 5         |
| 2017            | 12        | 3        | 0        | 0        | 15        |
| 2018            | 6         | 1        | 0        | 0        | 7         |
| <b>TOTAL</b>    | <b>21</b> | <b>6</b> | <b>0</b> | <b>0</b> | <b>27</b> |

| MULTI-RBI GAMES | 2         | 3        | 4        | 5+       | Total     |
|-----------------|-----------|----------|----------|----------|-----------|
| 2016            | 1         | 0        | 1        | 0        | 2         |
| 2017            | 7         | 0        | 2        | 0        | 9         |
| 2018            | 3         | 0        | 1        | 0        | 4         |
| <b>TOTAL</b>    | <b>11</b> | <b>0</b> | <b>4</b> | <b>0</b> | <b>15</b> |

CAREER STREAKS

|                     |                |
|---------------------|----------------|
| Hitting Streak..... | 5 games (2017) |
| Reaching Base.....  | 9 games (2017) |

CAREER HITTING STATISTICS

| Year         | AVG.        | GP-GS          | AB         | R         | H          | 2B        | 3B       | HR       | RBI       | TB         | SLG         | BB        | HBP       | SO        | GDP      | OBP         | SF-SH      | SB-ATT     | PO-A-E         | FLD%        |
|--------------|-------------|----------------|------------|-----------|------------|-----------|----------|----------|-----------|------------|-------------|-----------|-----------|-----------|----------|-------------|------------|------------|----------------|-------------|
| 2016         | .294        | 39-35          | 102        | 16        | 30         | 5         | 1        | 1        | 14        | 40         | .392        | 6         | 4         | 11        | 0        | .357        | 0-3        | 1-1        | 33-1-3         | .919        |
| 2017         | .346        | 56-56          | 153        | 31        | 53         | 6         | 2        | 6        | 30        | 81         | .529        | 18        | 8         | 16        | 1        | .441        | 0-4        | 2-3        | 107-5-2        | .982        |
| 2018         | .309        | 26-26          | 81         | 10        | 25         | 6         | 0        | 2        | 14        | 37         | .457        | 4         | 5         | 8         | 1        | .378        | 0-0        | 1-2        | 33-2-0         | 1.000       |
| <b>TOTAL</b> | <b>.321</b> | <b>121-117</b> | <b>336</b> | <b>57</b> | <b>108</b> | <b>17</b> | <b>3</b> | <b>9</b> | <b>58</b> | <b>158</b> | <b>.470</b> | <b>28</b> | <b>17</b> | <b>35</b> | <b>2</b> | <b>.402</b> | <b>0-7</b> | <b>4-6</b> | <b>173-8-5</b> | <b>.973</b> |

## Background Information



# 10

## EMILY HUDGINS

FRESHMAN | INF  
WADSWORTH, ILL.

- >> Prepped at Warren High School
- >> Earned all-conference and All-Lake County
- >> Garnered all-state honors as a senior

## 2018 Game-by-Game

### SEASON HIGH

|          |     |
|----------|-----|
| AB.....  | N/A |
| H.....   | N/A |
| 2B.....  | N/A |
| 3B.....  | N/A |
| HR.....  | N/A |
| R.....   | N/A |
| RBI..... | N/A |
| BB.....  | N/A |
| SB.....  | N/A |
| PO.....  | N/A |
| A.....   | N/A |

### CAREER BEST

|          |     |
|----------|-----|
| AB.....  | N/A |
| H.....   | N/A |
| R.....   | N/A |
| RBI..... | N/A |
| BB.....  | N/A |
| SB.....  | N/A |

| MULTI-HIT GAMES | 2        | 3        | 4        | 5+       | Total    |
|-----------------|----------|----------|----------|----------|----------|
| 2018            | 0        | 0        | 0        | 0        | 0        |
| <b>TOTAL</b>    | <b>0</b> | <b>0</b> | <b>0</b> | <b>0</b> | <b>0</b> |

| MULTI-RBI GAMES | 2        | 3        | 4        | 5+       | Total    |
|-----------------|----------|----------|----------|----------|----------|
| 2018            | 0        | 0        | 0        | 0        | 0        |
| <b>TOTAL</b>    | <b>0</b> | <b>0</b> | <b>0</b> | <b>0</b> | <b>0</b> |

### CAREER STREAKS

|                     |     |
|---------------------|-----|
| Hitting Streak..... | N/A |
| Reaching Base.....  | N/A |



11

ERIN  
MURRAY

FRESHMAN | OF  
GREAT FALLS, VA.

>> Came in as a pinch runner against Virginia Tech (2/9)

**Background Information**

>> Prepped at Paul VI Catholic

>> Led her team to two runner up finishes in the VISAA State Championship

2018 Game-by-Game

**SEASON HIGH**

|     |     |
|-----|-----|
| AB  | N/A |
| H   | N/A |
| 2B  | N/A |
| 3B  | N/A |
| HR  | N/A |
| R   | N/A |
| RBI | N/A |
| BB  | N/A |
| SB  | N/A |
| PO  | N/A |
| A   | N/A |

**CAREER BEST**

|     |     |
|-----|-----|
| AB  | N/A |
| H   | N/A |
| R   | N/A |
| RBI | N/A |
| BB  | N/A |
| SB  | N/A |

| MULTI-HIT GAMES | 2        | 3        | 4        | 5+       | Total    |
|-----------------|----------|----------|----------|----------|----------|
| 2018            | 0        | 0        | 0        | 0        | 0        |
| <b>TOTAL</b>    | <b>0</b> | <b>0</b> | <b>0</b> | <b>0</b> | <b>0</b> |

| MULTI-RBI GAMES | 2        | 3        | 4        | 5+       | Total    |
|-----------------|----------|----------|----------|----------|----------|
| 2018            | 0        | 0        | 0        | 0        | 0        |
| <b>TOTAL</b>    | <b>0</b> | <b>0</b> | <b>0</b> | <b>0</b> | <b>0</b> |

**CAREER STREAKS**

|                |     |
|----------------|-----|
| Hitting Streak | N/A |
| Reaching Base  | N/A |

| Date   | Opponent         | Pos | AB | R | H | RBI | 2B | 3B | HR | BB | SB | CS | HBP | SAC | SF | GDP | K | PO | A | E | Avg |      |
|--------|------------------|-----|----|---|---|-----|----|----|----|----|----|----|-----|-----|----|-----|---|----|---|---|-----|------|
| Feb 09 | vs Virginia Tech | pr  | 0  | 0 | 0 | 0   | 0  | 0  | 0  | 0  | 0  | 0  | 0   | 0   | 0  | 0   | 0 | 0  | 0 | 0 | 0   | .000 |
| Feb 17 | vs Virginia Tech | ph  | 0  | 0 | 0 | 0   | 0  | 0  | 0  | 0  | 0  | 0  | 1   | 0   | 0  | 0   | 0 | 0  | 0 | 0 | 0   | .000 |
| Totals |                  |     | 0  | 0 | 0 | 0   | 0  | 0  | 0  | 0  | 0  | 0  | 1   | 0   | 0  | 0   | 0 | 0  | 0 | 0 | 0   | .000 |

On base pct. 1.000 • Slugging pct. .000

**CAREER HITTING STATISTICS**

| Year         | AVG.        | GP-GS      | AB       | R        | H        | 2B       | 3B       | HR       | RBI      | TB       | SLG         | BB       | HBP      | SO       | GDP      | OBP          | SF-SH      | SB-ATT     | PO-A-E       | FLD%        |
|--------------|-------------|------------|----------|----------|----------|----------|----------|----------|----------|----------|-------------|----------|----------|----------|----------|--------------|------------|------------|--------------|-------------|
| 2018         | .000        | 2-0        | 0        | 0        | 0        | 0        | 0        | 0        | 0        | 0        | .000        | 0        | 1        | 0        | 0        | 1.000        | 0-0        | 0-0        | 0-0-0        | .000        |
| <b>TOTAL</b> | <b>.000</b> | <b>2-0</b> | <b>0</b> | <b>0</b> | <b>0</b> | <b>0</b> | <b>0</b> | <b>0</b> | <b>0</b> | <b>0</b> | <b>.000</b> | <b>0</b> | <b>1</b> | <b>0</b> | <b>0</b> | <b>1.000</b> | <b>0-0</b> | <b>0-0</b> | <b>0-0-0</b> | <b>.000</b> |



12

**ASHTON MENSINGER**

SENIOR | P  
NESCOPECK, PA.

**Background Information**

- >> Came on in relief in all four games at the Big Ten / ACC Challenge
- >> Did not give up an earned run in her first 7.1 innings of work

**2018 Game-by-Game**

**SEASON HIGH**

IP ..... 2.2 vs. Robert Morris (3/28)  
 H ..... 4, 2x last - vs. Robert Morris (3/28)  
 R ..... 3 vs Northwestern (3/9)  
 ER ..... 3 vs Northwestern (3/9)  
 BB ..... 1, 3x last - vs. Robert Morris (3/28)  
 K ..... 1 at Lamar University (3/7)  
 2B ..... 2, 2x last - vs. Central Florida (2/23)  
 3B ..... 1 at Lamar University (3/7)  
 HR ..... 2 vs. Northwestern (3/9)  
 HBP ..... 2 at Duke (2/16)


**CAREER BEST**

IP ..... 2.2 vs. Robert Morris (3/28/18)  
 K ..... 1 at Lamar University (3/7/18)  
 CG ..... N/A  
 SO ..... N/A

| Date     | Opponent            | GS | IP   | H  | R | ER | BB | SO | 2B | 3B | HR | WP | BK | HBP | IBB | Score | W-L | Sv  | ERA  | NP   |    |
|----------|---------------------|----|------|----|---|----|----|----|----|----|----|----|----|-----|-----|-------|-----|-----|------|------|----|
| Feb 16   | vs Virginia Tech    |    | 2.0  | 1  | 0 | 0  | 1  | 0  | 1  | 0  | 0  | 0  | 0  | 0   | 0   | 0-1   | 0-0 | 0   | 0.00 | 25   |    |
| Feb 16   | at Duke             |    | 1.1  | 1  | 1 | 0  | 0  | 0  | 0  | 0  | 0  | 0  | 0  | 2   | 0   | 5-7   | 0-0 | 0   | 0.00 | 18   |    |
| Feb 17   | vs Virginia Tech    |    | 2.0  | 2  | 0 | 0  | 0  | 0  | 2  | 0  | 0  | 0  | 0  | 0   | 1   | 0     | 6-9 | 0-0 | 0    | 0.00 | 18 |
| Feb 18   | vs Duke             |    | 2.0  | 4  | 1 | 0  | 0  | 0  | 1  | 0  | 0  | 1  | 0  | 0   | 0   | 2-7   | 0-0 | 0   | 0.00 | 20   |    |
| 02/23/18 | vs Central Florida  |    | 1.0  | 3  | 1 | 1  | 0  | 0  | 2  | 0  | 0  | 0  | 0  | 0   | 0   | 0-4   | 0-1 | 0   | 0.84 | 17   |    |
| 02/24/18 | vs Western Carolina |    | 2.0  | 3  | 1 | 1  | 0  | 0  | 0  | 0  | 1  | 0  | 0  | 0   | 0   | 1-5   | 0-1 | 0   | 1.35 | 22   |    |
| 03/07/18 | at Lamar University |    | 2.0  | 1  | 1 | 1  | 1  | 1  | 0  | 1  | 0  | 0  | 0  | 0   | 0   | 3-8   | 0-1 | 0   | 1.70 | 28   |    |
| Mar 09   | vs Northwestern     |    | 0.1  | 2  | 3 | 3  | 0  | 0  | 0  | 0  | 2  | 0  | 0  | 1   | 0   | 0-13  | 0-1 | 0   | 3.32 | 19   |    |
| Mar 24   | MARYLAND-2          |    | 1.1  | 2  | 0 | 0  | 0  | 0  | 0  | 0  | 0  | 0  | 0  | 0   | 0   | 0-8   | 0-1 | 0   | 3.00 | 16   |    |
| Mar 28   | ROBERT MORRIS-2     |    | 2.2  | 4  | 1 | 1  | 1  | 0  | 1  | 0  | 1  | 0  | 0  | 0   | 0   | 0-5   | 0-1 | 0   | 2.94 | 30   |    |
| Totals   |                     | 0  | 16.2 | 23 | 9 | 7  | 3  | 1  | 7  | 1  | 4  | 1  | 0  | 4   | 0   | 17-67 | 0-1 | 0   | 2.94 | -    |    |

**CAREER PITCHING STATISTICS**

| Year         | ERA         | W-L        | APP       | GS       | CG       | SHO/C      | SV       | IP          | H         | R        | ER       | BB       | SO       | 2B       | 3B       | HR       | BF        | BAA         | WP       | HBP      | BK       | SFA      | SHA      |
|--------------|-------------|------------|-----------|----------|----------|------------|----------|-------------|-----------|----------|----------|----------|----------|----------|----------|----------|-----------|-------------|----------|----------|----------|----------|----------|
| 2018         | 2.94        | 0-1        | 10        | 0        | 0        | 0/0        | 0        | 16.2        | 23        | 9        | 7        | 3        | 1        | 7        | 1        | 4        | 67        | .343        | 1        | 4        | 0        | 3        | 3        |
| <b>TOTAL</b> | <b>2.94</b> | <b>0-1</b> | <b>10</b> | <b>0</b> | <b>0</b> | <b>0/0</b> | <b>0</b> | <b>16.2</b> | <b>23</b> | <b>9</b> | <b>7</b> | <b>3</b> | <b>1</b> | <b>7</b> | <b>1</b> | <b>4</b> | <b>67</b> | <b>.343</b> | <b>1</b> | <b>4</b> | <b>0</b> | <b>3</b> | <b>3</b> |



13

PAIGE JOHNSON

JUNIOR | INF  
CLARKSVILLE, TENN.

- >> Started 21 games at either first or second
- >> Has driven in seven RBI, including four in the KSU series (3/17-18)

**Background Information**

- >> Transferred from Northwest Florida State
- >> Posted back-to-back seasons with 11 home runs

2018 Game-by-Game

**SEASON HIGH**

AB ..... 4, 4x last - vs. Robert Morris (3/28)  
 H ..... 2, 2x last - vs. Kent State (3/18)  
 2B ..... 1, 4x last - vs. Robert Morris (3/28)  
 3B ..... N/A  
 HR ..... 1, 2x last - vs. Kent State (3/17)  
 R ..... 2 vs. Kent State (3/18)  
 RBI ..... 3 vs. Kent State (3/17)  
 BB ..... 1, 7x last - vs. Robert Morris (3/28)  
 SB ..... N/A  
 PO ..... 9 vs. Virginia Tech (2/9)  
 A ..... 3, 2x last - vs. Lipscomb (3/10)

**CAREER BEST**

AB \* ..... 5 at Chipola College (3/23/16)  
 H \* ... 3, 4x - last at Pensacola State (4/7/2017)  
 R \* ..... 4, 4x - last vs. St. Petersburg (4/28/17)  
 RBI \* ... 4, 3x - last at LSU Eunice (4/23/17)  
 BB \* ... 3, 3x - last vs. St Petersburg (4/28/17)  
 SB \* ..... 3 vs. Georgia Military (1/29/16)

| Date     | Opponent            | Pos    | AB   | R  | H | RBI | 2B | 3B | HR | BB | SB | CS | HBP | SAC | SF | GDP | K | PO | A  | E  | Avg  |      |
|----------|---------------------|--------|------|----|---|-----|----|----|----|----|----|----|-----|-----|----|-----|---|----|----|----|------|------|
| Feb 09   | vs Virginia Tech    | *1b    | 3    | 0  | 0 | 0   | 0  | 0  | 0  | 1  | 0  | 0  | 0   | 0   | 0  | 0   | 2 | 9  | 1  | 0  | .000 |      |
| Feb 16   | vs Virginia Tech    | *1b    | 2    | 0  | 1 | 0   | 0  | 0  | 0  | 1  | 0  | 0  | 0   | 0   | 0  | 0   | 0 | 5  | 0  | 0  | .200 |      |
| Feb 16   | at Duke             | *1b    | 3    | 1  | 1 | 1   | 1  | 0  | 0  | 1  | 0  | 0  | 0   | 0   | 0  | 0   | 1 | 6  | 0  | 1  | .250 |      |
| Feb 17   | vs Virginia Tech    | *1b    | 4    | 1  | 1 | 1   | 0  | 0  | 1  | 0  | 0  | 0  | 0   | 0   | 0  | 0   | 2 | 6  | 0  | 1  | .250 |      |
| Feb 18   | vs Duke             | *2b    | 3    | 0  | 0 | 0   | 0  | 0  | 0  | 0  | 0  | 0  | 0   | 0   | 0  | 0   | 0 | 1  | 3  | 1  | .200 |      |
| 02/23/18 | vs Central Florida  | *1b/2b | 3    | 0  | 1 | 0   | 0  | 0  | 0  | 0  | 0  | 0  | 0   | 0   | 0  | 0   | 0 | 3  | 0  | 1  | .222 |      |
| 02/23/18 | at Jacksonville     | *2b    | 2    | 0  | 1 | 0   | 0  | 0  | 0  | 0  | 0  | 0  | 0   | 2   | 0  | 0   | 0 | 3  | 2  | 0  | .250 |      |
| 02/24/18 | vs Western Carolina | *1b    | 4    | 0  | 0 | 0   | 0  | 0  | 0  | 0  | 0  | 0  | 0   | 0   | 0  | 0   | 1 | 4  | 1  | 1  | .208 |      |
| 02/24/18 | at Jacksonville     | *2b    | 3    | 1  | 0 | 0   | 0  | 0  | 0  | 0  | 0  | 0  | 0   | 0   | 0  | 0   | 0 | 0  | 1  | 0  | .185 |      |
| 02/25/18 | vs James Madison    | *2b    | 2    | 0  | 0 | 0   | 0  | 0  | 0  | 0  | 0  | 0  | 0   | 1   | 0  | 0   | 1 | 2  | 2  | 1  | .172 |      |
| Mar 06   | at Texas A&M        | *2b    | 2    | 0  | 0 | 0   | 0  | 0  | 0  | 0  | 0  | 0  | 0   | 0   | 0  | 0   | 1 | 2  | 0  | 0  | .161 |      |
| 03/07/18 | at Lamar University | *2b    | 2    | 0  | 2 | 1   | 0  | 0  | 0  | 1  | 0  | 0  | 0   | 0   | 0  | 0   | 0 | 2  | 0  | 0  | .212 |      |
| Mar 09   | vs Northwestern     | *2b    | 2    | 0  | 0 | 0   | 0  | 0  | 0  | 0  | 0  | 0  | 1   | 0   | 0  | 0   | 1 | 1  | 1  | 0  | .200 |      |
| Mar 10   | vs Lipscomb         | *2b/ss | 3    | 0  | 0 | 0   | 0  | 0  | 0  | 0  | 0  | 0  | 0   | 0   | 0  | 0   | 0 | 3  | 3  | 0  | .184 |      |
| Mar 10   | vs Northwestern     | *2b    | 2    | 0  | 0 | 0   | 0  | 0  | 0  | 0  | 0  | 0  | 0   | 0   | 0  | 0   | 1 | 1  | 1  | 0  | .175 |      |
| Mar 11   | vs Iowa State       | ph/2b  | 1    | 0  | 0 | 0   | 0  | 0  | 0  | 0  | 0  | 0  | 1   | 0   | 0  | 0   | 0 | 1  | 0  | 0  | .171 |      |
| Mar 11   | at Houston          | *2b    | 2    | 0  | 0 | 0   | 0  | 0  | 0  | 0  | 0  | 0  | 0   | 0   | 0  | 0   | 1 | 1  | 1  | 0  | .163 |      |
| Mar 17   | KENT STATE-1        | *2b    | 3    | 1  | 1 | 3   | 0  | 0  | 1  | 1  | 0  | 0  | 0   | 0   | 0  | 0   | 0 | 1  | 1  | 0  | .174 |      |
| Mar 17   | KENT STATE-2        | *2b    | 3    | 1  | 1 | 0   | 1  | 0  | 0  | 0  | 0  | 0  | 0   | 0   | 0  | 0   | 0 | 2  | 1  | 1  | .184 |      |
| Mar 18   | KENT STATE          | *2b    | 4    | 2  | 2 | 1   | 1  | 0  | 0  | 1  | 0  | 0  | 0   | 0   | 0  | 0   | 0 | 3  | 0  | 0  | .208 |      |
| Mar 28   | ROBERT MORRIS-1     | *2b    | 4    | 1  | 1 | 1   | 1  | 0  | 0  | 0  | 0  | 0  | 0   | 0   | 0  | 0   | 1 | 2  | 2  | 0  | .211 |      |
| Mar 28   | ROBERT MORRIS-2     | *2b    | 2    | 0  | 0 | 0   | 0  | 0  | 0  | 1  | 0  | 0  | 0   | 0   | 0  | 0   | 0 | 1  | 2  | 0  | .203 |      |
| Totals   |                     |        | 21gs | 59 | 8 | 12  | 8  | 4  | 0  | 2  | 7  | 0  | 0   | 2   | 3  | 0   | 0 | 12 | 59 | 22 | 7    | .203 |

On base pct. .309 • Slugging pct. .373

| MULTI-HIT GAMES | 2         | 3        | 4        | 5+       | Total     |
|-----------------|-----------|----------|----------|----------|-----------|
| 2016 *          | 15        | 1        | 0        | 0        | 16        |
| 2017 *          | 15        | 3        | 0        | 0        | 18        |
| 2018            | 2         | 0        | 0        | 0        | 2         |
| <b>TOTAL</b>    | <b>32</b> | <b>4</b> | <b>0</b> | <b>0</b> | <b>36</b> |

| MULTI-RBI GAMES | 2         | 3         | 4        | 5+       | Total     |
|-----------------|-----------|-----------|----------|----------|-----------|
| 2016 *          | 5         | 7         | 1        | 0        | 13        |
| 2017 *          | 8         | 3         | 2        | 0        | 13        |
| 2018            | 0         | 1         | 0        | 0        | 1         |
| <b>TOTAL</b>    | <b>13</b> | <b>11</b> | <b>3</b> | <b>0</b> | <b>27</b> |

**CAREER STREAKS**

Hitting Streak \* ..... 12 games (2016)  
 Reaching Base \* ..... 17 games (2016)

\* - denotes at Northwest Florida State

**CAREER HITTING STATISTICS (\* - at Northwest Florida State)**

| Year         | AVG.        | GP-GS          | AB         | R         | H          | 2B        | 3B       | HR        | RBI        | TB         | SLG         | BB        | HBP       | SO        | GDP      | OBP         | SF-SH      | SB-ATT      | PO-A-E            | FLD%        |
|--------------|-------------|----------------|------------|-----------|------------|-----------|----------|-----------|------------|------------|-------------|-----------|-----------|-----------|----------|-------------|------------|-------------|-------------------|-------------|
| 2016 *       | .367        | 56-53          | 147        | 41        | 54         | 19        | 5        | 11        | 46         | 116        | .789        | 30        | 7         | 14        | 0        | .492        | 1-1        | 8-0         | 116-70-16         | .921        |
| 2017 *       | .349        | 50-49          | 149        | 44        | 52         | 14        | 3        | 11        | 48         | 105        | .705        | 14        | 12        | 26        | 0        | .436        | 4-2        | 11-0        | 151-29-13         | .933        |
| 2018         | .203        | 22-21          | 59         | 8         | 12         | 4         | 0        | 2         | 8          | 22         | .373        | 7         | 2         | 12        | 0        | .309        | 0-3        | 0-0         | 59-22-7           | .920        |
| <b>TOTAL</b> | <b>.335</b> | <b>128-123</b> | <b>355</b> | <b>93</b> | <b>118</b> | <b>37</b> | <b>8</b> | <b>24</b> | <b>102</b> | <b>243</b> | <b>.690</b> | <b>51</b> | <b>21</b> | <b>52</b> | <b>0</b> | <b>.439</b> | <b>5-5</b> | <b>19-0</b> | <b>326-121-36</b> | <b>.930</b> |





18

**MADEY SMITH**

SOPHOMORE | P  
WASHINGTON, N.J.

**Background Information**

- >> Started three games
- >> Pitched 2.1 innings against Robert Morris (3/28)

**2018 Game-by-Game**

**SEASON HIGH**

IP ..... 2.1 vs. Robert Morris (3/28)  
 H ..... 1 vs. Robert Morris (3/28)  
 R ..... 5 vs. Northwestern (3/9)  
 ER ..... 5 vs. Northwestern (3/9)  
 BB ..... 4 vs. Northwestern (3/9)  
 K ..... N/A  
 2B ..... 1 vs. Robert Morris (3/28)  
 3B ..... N/A  
 HR ..... N/A  
 HBP ..... 3 vs. Northwestern (3/9)

**CAREER BEST**

IP ..... 7.0 at George Washington (3/18/17)  
 K ..... 8 at George Washington (3/18/17)  
 CG ..... 1 at George Washington (3/18/17)  
 SO ..... N/A

| Date     | Opponent            | GS | IP  | H | R  | ER | BB | SO | 2B | 3B | HR | WP | BK | HBP | IBB | Score | W/L | Sv | ERA    | NP |
|----------|---------------------|----|-----|---|----|----|----|----|----|----|----|----|----|-----|-----|-------|-----|----|--------|----|
| 03/07/18 | at Lamar University | *  | 0.0 | 0 | 2  | 2  | 2  | 0  | 0  | 0  | 0  | 0  | 0  | 1   | 0   | 3-8   | 0-1 | 0  | 999.00 | 14 |
| Mar 09   | vs Northwestern     |    | 0.0 | 0 | 5  | 5  | 4  | 0  | 0  | 0  | 0  | 1  | 0  | 3   | 0   | 0-13  | 0-1 | 0  | 999.00 | 32 |
| Mar 28   | ROBERT MORRIS-1     | *  | 0.0 | 0 | 3  | 3  | 2  | 0  | 0  | 0  | 0  | 2  | 0  | 2   | 0   | 9-7   | 0-1 | 0  | 999.00 | 22 |
| Mar 28   | ROBERT MORRIS-2     | *  | 2.1 | 1 | 3  | 3  | 3  | 0  | 1  | 0  | 0  | 3  | 0  | 2   | 0   | 0-5   | 0-2 | 0  | 39.00  | 40 |
| Totals   |                     | 3  | 2.1 | 1 | 13 | 13 | 11 | 0  | 1  | 0  | 0  | 6  | 0  | 8   | 0   | 12-33 | 0-2 | 0  | 39.00  | -  |

**CAREER PITCHING STATISTICS**

| Year         | ERA         | W-L        | APP       | GS       | CG       | SHO/C    | SV       | IP          | H         | R         | ER        | BB        | SO        | 2B        | 3B       | HR       | BF         | BAA         | WP        | HBP       | BK       | SFA      | SHA      |
|--------------|-------------|------------|-----------|----------|----------|----------|----------|-------------|-----------|-----------|-----------|-----------|-----------|-----------|----------|----------|------------|-------------|-----------|-----------|----------|----------|----------|
| 2017         | 6.33        | 3-4        | 16        | 6        | 1        | 0/0      | 0        | 42.0        | 49        | 41        | 38        | 31        | 32        | 14        | 0        | 6        | 168        | .292        | 12        | 4         | 0        | 2        | 5        |
| 2018         | 39.00       | 0-2        | 4         | 3        | 0        | 0        | 0        | 2.1         | 1         | 13        | 13        | 11        | 0         | 1         | 0        | 0        | 8          | .125        | 6         | 8         | 0        | 0        | 0        |
| <b>TOTAL</b> | <b>8.05</b> | <b>3-6</b> | <b>20</b> | <b>9</b> | <b>1</b> | <b>0</b> | <b>0</b> | <b>44.1</b> | <b>50</b> | <b>54</b> | <b>51</b> | <b>42</b> | <b>32</b> | <b>15</b> | <b>0</b> | <b>6</b> | <b>176</b> | <b>.284</b> | <b>18</b> | <b>12</b> | <b>0</b> | <b>2</b> | <b>5</b> |



21

**GIANNA  
ARRIZURIETA**

SENIOR | INF  
PEMBROKE PINES, FLA.

- >> Appeared in 24 games, starting 22
- >> Had three putouts and three assists against Virginia Tech (2/9)
- >> Notched her first hit of the season at Duke (2/18)
- >> Drove in one run against Kent State (3/18)
- >> Had two hits and scored once against Maryland (3/25)

2018 Game-by-Game

| SEASON HIGH         |                                       |
|---------------------|---------------------------------------|
| AB.....             | 4 vs. Kent State (3/18)               |
| H.....              | 2 vs. Maryland (3/25)                 |
| 2B.....             | N/A                                   |
| 3B.....             | N/A                                   |
| HR.....             | N/A                                   |
| R.....              | 2 vs. Robert Morris (3/28)            |
| RBI.....            | 1 vs. Kent State (3/18)               |
| BB.....             | 3 vs. Western Carolina (2/24)         |
| SB.....             | N/A                                   |
| PO.....             | 3, 3x last - vs. Maryland (3/25)      |
| A.....              | 5 at Houston (3/11)                   |
| CAREER BEST         |                                       |
| AB.....             | 5 at Maryland (4/29/17)               |
| H.....              | 2, 5x last - vs. Maryland (3/25)      |
| R.....              | 2 vs. Robert Morris (3/28/18)         |
| RBI.....            | 1, 5x last - vs. Kent State (3/18/18) |
| BB.....             | 3 vs. Western Carolina (2/24/18)      |
| SB.....             | 1 vs. Indiana (4/2/17)                |
| MULTI-HIT GAMES     |                                       |
| 2015                | 1 0 0 0 1                             |
| 2016                | 0 0 0 0 0                             |
| 2017                | 3 0 0 0 3                             |
| 2018                | 1 0 0 0 1                             |
| <b>TOTAL</b>        | <b>5 0 0 0 5</b>                      |
| MULTI-RBI GAMES     |                                       |
| 2015                | 0 0 0 0 0                             |
| 2016                | 0 0 0 0 0                             |
| 2017                | 0 0 0 0 0                             |
| 2018                | 0 0 0 0 0                             |
| <b>TOTAL</b>        | <b>0 0 0 0 0</b>                      |
| CAREER STREAKS      |                                       |
| Hitting Streak..... | 3 games (2017)                        |
| Reaching Base.....  | 3 games (2017 & 2018)                 |

| Date     | Opponent            | Pos    | AB   | R  | H | RBI | 2B | 3B | HR | BB | SB | CS | HBP | SAC | SF | GDP | K | PO | A  | E | Avg  |
|----------|---------------------|--------|------|----|---|-----|----|----|----|----|----|----|-----|-----|----|-----|---|----|----|---|------|
| Feb 09   | vs Alabama          | *ss    | 2    | 0  | 0 | 0   | 0  | 0  | 0  | 0  | 0  | 0  | 0   | 0   | 0  | 0   | 0 | 1  | 2  | 1 | .000 |
| Feb 09   | vs Virginia Tech    | *ss    | 2    | 0  | 0 | 0   | 0  | 0  | 0  | 0  | 0  | 0  | 0   | 0   | 0  | 0   | 2 | 3  | 3  | 0 | .000 |
| Feb 16   | vs Virginia Tech    | *ss    | 2    | 0  | 0 | 0   | 0  | 0  | 0  | 0  | 0  | 0  | 0   | 0   | 0  | 0   | 0 | 1  | 0  | 0 | .000 |
| Feb 16   | at Duke             | *ss    | 3    | 0  | 0 | 0   | 0  | 0  | 0  | 0  | 0  | 0  | 0   | 0   | 0  | 0   | 0 | 1  | 1  | 0 | .000 |
| Feb 17   | vs Virginia Tech    | *ss    | 1    | 1  | 0 | 0   | 0  | 0  | 0  | 1  | 0  | 0  | 0   | 0   | 0  | 0   | 1 | 1  | 3  | 0 | .000 |
| Feb 18   | vs Duke             | *ss    | 3    | 0  | 1 | 0   | 0  | 0  | 0  | 0  | 0  | 0  | 0   | 0   | 0  | 0   | 1 | 2  | 3  | 0 | .077 |
| 02/23/18 | vs Central Florida  | *ss/dh | 1    | 0  | 0 | 0   | 0  | 0  | 0  | 0  | 0  | 0  | 0   | 0   | 0  | 0   | 0 | 3  | 2  | 0 | .071 |
| 02/23/18 | at Jacksonville     | ph     | 1    | 0  | 0 | 0   | 0  | 0  | 0  | 0  | 0  | 0  | 0   | 0   | 0  | 0   | 0 | 0  | 0  | 0 | .067 |
| 02/24/18 | vs Western Carolina | *ss    | 0    | 1  | 0 | 0   | 0  | 0  | 0  | 3  | 0  | 0  | 0   | 0   | 0  | 0   | 0 | 2  | 0  | 1 | .067 |
| 02/24/18 | at Jacksonville     | *of    | 2    | 0  | 0 | 0   | 0  | 0  | 0  | 0  | 0  | 0  | 1   | 0   | 0  | 0   | 0 | 1  | 1  | 0 | .059 |
| 02/25/18 | vs James Madison    | *of    | 1    | 0  | 0 | 0   | 0  | 0  | 0  | 0  | 0  | 0  | 0   | 0   | 0  | 0   | 0 | 0  | 0  | 0 | .056 |
| Mar 06   | at Texas A&M        | *of    | 2    | 0  | 0 | 0   | 0  | 0  | 0  | 0  | 0  | 0  | 0   | 0   | 0  | 0   | 0 | 2  | 1  | 0 | .050 |
| 03/07/18 | at Lamar University | ph/of  | 1    | 0  | 0 | 0   | 0  | 0  | 0  | 0  | 0  | 0  | 0   | 0   | 0  | 0   | 0 | 0  | 0  | 1 | .048 |
| Mar 10   | vs Northwestern     | *ss    | 3    | 0  | 0 | 0   | 0  | 0  | 0  | 0  | 0  | 0  | 0   | 0   | 0  | 0   | 0 | 2  | 4  | 0 | .042 |
| Mar 11   | vs Iowa State       | *ss    | 2    | 0  | 0 | 0   | 0  | 0  | 0  | 0  | 0  | 0  | 0   | 0   | 0  | 0   | 0 | 0  | 0  | 2 | .038 |
| Mar 11   | at Houston          | *ss    | 1    | 0  | 0 | 0   | 0  | 0  | 0  | 0  | 0  | 0  | 0   | 0   | 0  | 0   | 0 | 0  | 5  | 1 | .037 |
| Mar 17   | KENT STATE-1        | *ss    | 2    | 1  | 1 | 0   | 0  | 0  | 0  | 1  | 0  | 0  | 0   | 0   | 0  | 0   | 0 | 1  | 1  | 0 | .069 |
| Mar 17   | KENT STATE-2        | *ss    | 3    | 0  | 0 | 0   | 0  | 0  | 0  | 0  | 0  | 0  | 0   | 0   | 0  | 0   | 0 | 1  | 3  | 0 | .062 |
| Mar 18   | KENT STATE          | *ss    | 4    | 0  | 1 | 1   | 0  | 0  | 0  | 0  | 0  | 0  | 0   | 0   | 0  | 0   | 1 | 0  | 5  | 0 | .083 |
| Mar 24   | MARYLAND-1          | *ss    | 3    | 0  | 1 | 0   | 0  | 0  | 0  | 0  | 0  | 0  | 0   | 0   | 0  | 0   | 0 | 2  | 2  | 0 | .103 |
| Mar 24   | MARYLAND-2          | *ss    | 2    | 0  | 0 | 0   | 0  | 0  | 0  | 0  | 0  | 0  | 0   | 0   | 0  | 0   | 0 | 0  | 1  | 0 | .098 |
| Mar 25   | MARYLAND            | *ss    | 3    | 1  | 2 | 0   | 0  | 0  | 0  | 0  | 0  | 0  | 0   | 0   | 0  | 0   | 0 | 3  | 0  | 0 | .136 |
| Mar 28   | ROBERT MORRIS-1     | *ss    | 2    | 2  | 0 | 0   | 0  | 0  | 0  | 2  | 0  | 0  | 0   | 0   | 0  | 0   | 0 | 0  | 4  | 0 | .130 |
| Mar 28   | ROBERT MORRIS-2     | *ss    | 2    | 0  | 0 | 0   | 0  | 0  | 0  | 1  | 0  | 0  | 0   | 0   | 0  | 0   | 1 | 0  | 1  | 2 | .125 |
| Totals   |                     |        | 22gs | 48 | 6 | 6   | 1  | 0  | 0  | 8  | 0  | 0  | 0   | 1   | 1  | 1   | 4 | 28 | 46 | 3 | .125 |

On base pct. .246 • Slugging pct. .125

CAREER HITTING STATISTICS

| Year         | AVG.        | GP-GS        | AB         | R         | H         | 2B       | 3B       | HR       | RBI      | TB        | SLG         | BB        | HBP      | SO        | GDP      | OBP         | SF-SH      | SB-ATT     | PO-A-E            | FLD%        |
|--------------|-------------|--------------|------------|-----------|-----------|----------|----------|----------|----------|-----------|-------------|-----------|----------|-----------|----------|-------------|------------|------------|-------------------|-------------|
| 2015         | .143        | 19-11        | 28         | 3         | 4         | 2        | 0        | 0        | 1        | 6         | .214        | 3         | 1        | 8         | 0        | .250        | 0-1        | 0-0        | 10-22-1           | .970        |
| 2016         | .000        | 3-0          | 3          | 0         | 0         | 0        | 0        | 0        | 0        | 0         | .000        | 0         | 0        | 2         | 0        | .000        | 0-0        | 0-0        | 0-0-0             | .000        |
| 2017         | .157        | 40-31        | 89         | 7         | 14        | 2        | 0        | 0        | 4        | 16        | .180        | 6         | 0        | 6         | 2        | .206        | 2-4        | 1-2        | 62-45-6           | .947        |
| 2018         | .125        | 24-22        | 48         | 6         | 6         | 0        | 0        | 0        | 1        | 6         | .125        | 8         | 0        | 4         | 1        | .246        | 1-1        | 0-0        | 28-46-3           | .961        |
| <b>TOTAL</b> | <b>.143</b> | <b>86-64</b> | <b>168</b> | <b>16</b> | <b>24</b> | <b>4</b> | <b>0</b> | <b>0</b> | <b>6</b> | <b>28</b> | <b>.167</b> | <b>17</b> | <b>1</b> | <b>20</b> | <b>3</b> | <b>.222</b> | <b>3-6</b> | <b>1-2</b> | <b>100-113-10</b> | <b>.955</b> |



22

**HALEY VALLEJOS**

FRESHMAN | C  
CHANDLER, ARIZ.

**Background Information**

- >> Earned her first career appearance against Virginia Tech (2/16)
- >> Notched her first career hit with a single and scored a run at Duke (2/17)
- >> Pinch hit against Kent State with two outs and had a single to prolong the inning in the win (3/18)
- >> Knocked a double against Robert Morris (3/28)

**2018 Game-by-Game**

**SEASON HIGH**

AB ..... 4, 2x last at Jacksonville (2/23)  
 H ..... 1, 6x last - vs. Robert Morris (3/28)  
 2B ..... 1, 2x last - vs. Robert Morris (3/28)  
 3B ..... N/A  
 HR ..... N/A  
 R ..... 1 at Duke (2/16)  
 RBI ..... 1 vs. Virginia Tech (2/17)  
 BB ..... 1, 2x last - vs. Robert Morris (3/28)  
 SB ..... N/A  
 PO ..... 7 vs. Maryland (3/25)  
 A ..... 1, 2x last - vs. Robert Morris (3/28)

| Date     | Opponent            | Pos    | AB   | R  | H | RBI | 2B | 3B | HR | BB | SB | CS | HBP | SAC | SF | GDP | K | PO | A | E | AvG  |
|----------|---------------------|--------|------|----|---|-----|----|----|----|----|----|----|-----|-----|----|-----|---|----|---|---|------|
| Feb 16   | vs Virginia Tech    | *of    | 1    | 0  | 0 | 0   | 0  | 0  | 0  | 0  | 0  | 0  | 0   | 1   | 0  | 0   | 0 | 1  | 0 | 0 | .000 |
| Feb 16   | at Duke             | *of    | 3    | 1  | 1 | 0   | 0  | 0  | 0  | 0  | 0  | 0  | 0   | 0   | 0  | 0   | 1 | 0  | 0 | 0 | .250 |
| Feb 17   | vs Virginia Tech    | *of    | 1    | 0  | 0 | 1   | 0  | 0  | 0  | 0  | 0  | 0  | 0   | 0   | 1  | 0   | 0 | 0  | 0 | 0 | .200 |
| Feb 18   | vs Duke             | *dh    | 4    | 0  | 1 | 0   | 0  | 0  | 0  | 0  | 0  | 0  | 0   | 0   | 0  | 0   | 2 | 0  | 0 | 0 | .222 |
| 02/23/18 | vs Central Florida  | *of/dh | 3    | 0  | 0 | 0   | 0  | 0  | 0  | 0  | 0  | 0  | 0   | 0   | 0  | 0   | 1 | 0  | 0 | 0 | .167 |
| 02/23/18 | at Jacksonville     | *dh    | 4    | 0  | 0 | 0   | 0  | 0  | 0  | 0  | 0  | 0  | 0   | 0   | 0  | 0   | 1 | 0  | 0 | 0 | .125 |
| 02/24/18 | vs Western Carolina | *dh    | 3    | 0  | 0 | 0   | 0  | 0  | 0  | 1  | 0  | 0  | 0   | 0   | 0  | 0   | 0 | 0  | 0 | 0 | .105 |
| 02/24/18 | at Jacksonville     | ph     | 1    | 0  | 0 | 0   | 0  | 0  | 0  | 0  | 0  | 0  | 0   | 0   | 0  | 0   | 0 | 0  | 0 | 0 | .100 |
| 02/25/18 | vs James Madison    | *dh    | 2    | 0  | 0 | 0   | 0  | 0  | 0  | 0  | 0  | 0  | 0   | 0   | 0  | 0   | 0 | 0  | 0 | 0 | .091 |
| Mar 06   | at Texas A&M        | *dh    | 2    | 0  | 0 | 0   | 0  | 0  | 0  | 0  | 0  | 0  | 0   | 0   | 0  | 0   | 0 | 0  | 0 | 0 | .083 |
| 03/07/18 | at Lamar University | ph     | 1    | 0  | 0 | 0   | 0  | 0  | 0  | 0  | 0  | 0  | 0   | 0   | 0  | 0   | 1 | 0  | 0 | 0 | .080 |
| Mar 11   | at Houston          | ph     | 1    | 0  | 1 | 0   | 0  | 0  | 0  | 0  | 0  | 0  | 0   | 0   | 0  | 0   | 0 | 0  | 0 | 0 | .115 |
| Mar 17   | KENT STATE-1        | *dh    | 4    | 0  | 0 | 0   | 0  | 0  | 0  | 0  | 0  | 0  | 0   | 0   | 0  | 0   | 0 | 0  | 0 | 0 | .100 |
| Mar 18   | KENT STATE          | ph     | 1    | 0  | 1 | 0   | 0  | 0  | 0  | 0  | 0  | 0  | 0   | 0   | 0  | 0   | 0 | 0  | 0 | 0 | .129 |
| Mar 24   | MARYLAND-1          | *c     | 0    | 0  | 0 | 0   | 0  | 0  | 0  | 0  | 0  | 0  | 0   | 0   | 0  | 0   | 0 | 2  | 1 | 0 | .129 |
| Mar 25   | MARYLAND            | *c     | 3    | 0  | 1 | 0   | 1  | 0  | 0  | 0  | 0  | 0  | 0   | 0   | 0  | 0   | 0 | 7  | 0 | 0 | .147 |
| Mar 28   | ROBERT MORRIS-1     | *c     | 3    | 0  | 0 | 0   | 0  | 0  | 0  | 1  | 0  | 0  | 0   | 0   | 0  | 0   | 1 | 6  | 1 | 0 | .135 |
| Mar 28   | ROBERT MORRIS-2     | *c     | 3    | 0  | 1 | 0   | 1  | 0  | 0  | 0  | 0  | 0  | 0   | 0   | 0  | 0   | 0 | 3  | 0 | 0 | .150 |
| Totals   |                     |        | 12gs | 40 | 1 | 6   | 1  | 2  | 0  | 2  | 0  | 0  | 0   | 1   | 1  | 0   | 7 | 19 | 2 | 0 | .150 |

On base pct. .186 • Slugging pct. .200

**CAREER BEST**

AB ..... 4 vs. Duke (2/18/18)  
 H ..... 1, 6x last - vs. Robert Morris (3/28/18)  
 R ..... 1 at Duke (2/16/18)  
 RBI ..... 1 vs. Virginia Tech (2/17/18)  
 BB ..... 1, 2x last - vs. Robert Morris (3/28/18)  
 SB ..... N/A

| MULTI-HIT GAMES | 2        | 3        | 4        | 5+       | Total    |
|-----------------|----------|----------|----------|----------|----------|
| 2018            | 0        | 0        | 0        | 0        | 0        |
| <b>TOTAL</b>    | <b>0</b> | <b>0</b> | <b>0</b> | <b>0</b> | <b>0</b> |


| MULTI-RBI GAMES | 2        | 3        | 4        | 5+       | Total    |
|-----------------|----------|----------|----------|----------|----------|
| 2018            | 0        | 0        | 0        | 0        | 0        |
| <b>TOTAL</b>    | <b>0</b> | <b>0</b> | <b>0</b> | <b>0</b> | <b>0</b> |

**CAREER STREAKS**

Hitting Streak ..... 2 games (2018)  
 Reaching Base ..... 4 games (2018)

**CAREER HITTING STATISTICS**

| Year         | AVG.        | GP-GS        | AB        | R        | H        | 2B       | 3B       | HR       | RBI      | TB       | SLG         | BB       | HBP      | SO       | GDP      | OBP         | SF-SH      | SB-ATT     | PO-A-E        | FLD%         |
|--------------|-------------|--------------|-----------|----------|----------|----------|----------|----------|----------|----------|-------------|----------|----------|----------|----------|-------------|------------|------------|---------------|--------------|
| 2018         | .150        | 18-12        | 40        | 1        | 6        | 2        | 0        | 0        | 1        | 8        | .200        | 2        | 0        | 7        | 0        | .186        | 1-1        | 0-0        | 19-2-0        | 1.000        |
| <b>TOTAL</b> | <b>.147</b> | <b>18-12</b> | <b>40</b> | <b>1</b> | <b>6</b> | <b>2</b> | <b>0</b> | <b>0</b> | <b>1</b> | <b>8</b> | <b>.200</b> | <b>2</b> | <b>0</b> | <b>7</b> | <b>0</b> | <b>.186</b> | <b>1-1</b> | <b>0-0</b> | <b>19-2-0</b> | <b>1.000</b> |



26

**DELANEY ELLING**

SOPHOMORE | C  
WASHINGTON, PA.

- >> Scored the first run of the season against Virginia Tech (2/9)
- >> Had ten putouts at first base against Duke (2/18)
- >> Had back-to-back multi-hit games with three RBI against Virginia Tech and at Duke (2/17-2/18)
- >> Tallied two hits and two RBI against Kent State (3/17)

2018 Game-by-Game

SEASON HIGH

|     |                                    |
|-----|------------------------------------|
| AB  | 4, 3x last - vs. Kent State (3/17) |
| H   | 2, 3x last - vs. Kent State (3/18) |
| 2B  | N/A                                |
| 3B  | N/A                                |
| HR  | 1 vs. Kent State (3/17)            |
| R   | 2, 2x last - vs. Maryland (3/24)   |
| RBI | 2, 2x last - vs. Kent State (3/17) |
| BB  | 3 vs. Kent State (3/18)            |
| SB  | 1 vs. Northwestern (3/10)          |
| PO  | 14 vs. Kent State (3/17)           |
| A   | 1, 3x last - vs. Kent State (3/17) |

CAREER BEST

|     |                                       |
|-----|---------------------------------------|
| AB  | 4, 9x last - vs. Kent State (3/17/18) |
| H   | 3 vs. Michigan State (4/9/17)         |
| R   | 2 vs. Kent State (3/18/18)            |
| RBI | 4 vs. Idaho State (3/4/17)            |
| BB  | 3, 2x last - vs. Kent State (3/18/18) |
| SB  | 1 vs. Northwestern (3/10/18)          |

| Date     | Opponent            | Pos    | AB | R | H  | RBI | 2B | 3B | HR | BB | SB | CS | HBP | SAC | SF | GDP | K | PO | A  | E | Avg  |
|----------|---------------------|--------|----|---|----|-----|----|----|----|----|----|----|-----|-----|----|-----|---|----|----|---|------|
| Feb 09   | vs Alabama          | *1b    | 1  | 0 | 0  | 0   | 0  | 0  | 0  | 1  | 0  | 0  | 0   | 0   | 0  | 0   | 0 | 3  | 0  | 0 | .000 |
| Feb 09   | vs Virginia Tech    | *dh    | 2  | 1 | 0  | 0   | 0  | 0  | 0  | 0  | 0  | 0  | 0   | 0   | 0  | 0   | 0 | 0  | 0  | 0 | .000 |
| Feb 16   | vs Virginia Tech    | *dh    | 3  | 0 | 1  | 0   | 0  | 0  | 0  | 0  | 0  | 0  | 0   | 0   | 0  | 0   | 0 | 0  | 0  | 0 | .167 |
| Feb 16   | at Duke             | *dh    | 3  | 0 | 0  | 0   | 0  | 0  | 0  | 1  | 0  | 0  | 0   | 0   | 0  | 0   | 0 | 0  | 0  | 0 | .111 |
| Feb 17   | vs Virginia Tech    | *dh    | 4  | 0 | 2  | 2   | 0  | 0  | 0  | 0  | 0  | 0  | 0   | 0   | 0  | 0   | 0 | 1  | 0  | 0 | .231 |
| Feb 18   | vs Duke             | *1b    | 4  | 0 | 2  | 1   | 0  | 0  | 0  | 0  | 0  | 0  | 0   | 0   | 0  | 0   | 0 | 1  | 10 | 1 | .294 |
| 02/23/18 | vs Central Florida  | *dh/1b | 3  | 0 | 0  | 0   | 0  | 0  | 0  | 0  | 0  | 0  | 0   | 0   | 0  | 0   | 0 | 2  | 2  | 0 | .250 |
| 02/23/18 | at Jacksonville     | *1b    | 2  | 0 | 0  | 0   | 0  | 0  | 0  | 0  | 0  | 0  | 0   | 0   | 0  | 0   | 0 | 1  | 6  | 0 | .227 |
| 02/24/18 | at Jacksonville     | *1b    | 2  | 0 | 1  | 1   | 0  | 0  | 0  | 1  | 0  | 0  | 0   | 0   | 0  | 0   | 0 | 0  | 8  | 0 | .250 |
| 02/25/18 | vs James Madison    | *1b    | 3  | 0 | 1  | 0   | 0  | 0  | 0  | 0  | 0  | 0  | 0   | 0   | 0  | 0   | 0 | 0  | 9  | 0 | .259 |
| Mar 06   | at Texas A&M        | *1b    | 1  | 0 | 0  | 0   | 0  | 0  | 0  | 1  | 0  | 0  | 0   | 0   | 0  | 0   | 0 | 3  | 0  | 0 | .250 |
| 03/07/18 | at Lamar University | *1b    | 3  | 0 | 0  | 1   | 0  | 0  | 0  | 0  | 0  | 0  | 1   | 0   | 0  | 0   | 0 | 2  | 1  | 0 | .226 |
| Mar 09   | vs Northwestern     | *dh    | 3  | 0 | 0  | 0   | 0  | 0  | 0  | 0  | 0  | 0  | 0   | 0   | 0  | 0   | 0 | 0  | 0  | 0 | .206 |
| Mar 10   | vs Lipscomb         | *dh    | 2  | 0 | 1  | 0   | 0  | 0  | 0  | 1  | 0  | 0  | 0   | 0   | 0  | 0   | 0 | 0  | 0  | 0 | .222 |
| Mar 10   | vs Northwestern     | *dh    | 2  | 1 | 0  | 0   | 0  | 0  | 0  | 1  | 1  | 0  | 0   | 0   | 0  | 0   | 0 | 1  | 0  | 0 | .211 |
| Mar 11   | vs Iowa State       | *dh    | 3  | 0 | 1  | 0   | 0  | 0  | 0  | 0  | 0  | 0  | 0   | 0   | 0  | 0   | 0 | 0  | 0  | 0 | .220 |
| Mar 11   | at Houston          | *dh    | 3  | 0 | 0  | 0   | 0  | 0  | 0  | 0  | 0  | 0  | 0   | 0   | 0  | 0   | 0 | 0  | 0  | 0 | .205 |
| Mar 17   | KENT STATE-1        | *1b    | 4  | 1 | 0  | 0   | 0  | 0  | 0  | 0  | 0  | 0  | 0   | 0   | 0  | 0   | 0 | 4  | 0  | 0 | .188 |
| Mar 17   | KENT STATE-2        | *1b    | 2  | 1 | 2  | 2   | 0  | 0  | 1  | 1  | 0  | 0  | 0   | 0   | 0  | 0   | 0 | 10 | 1  | 0 | .220 |
| Mar 18   | KENT STATE          | *1b    | 2  | 2 | 1  | 0   | 0  | 0  | 0  | 3  | 0  | 0  | 0   | 0   | 0  | 0   | 0 | 14 | 0  | 0 | .231 |
| Mar 24   | MARYLAND-1          | *dh    | 3  | 2 | 1  | 0   | 0  | 0  | 0  | 1  | 0  | 0  | 0   | 0   | 0  | 0   | 0 | 1  | 0  | 0 | .236 |
| Mar 24   | MARYLAND-2          | *dh    | 1  | 0 | 0  | 0   | 0  | 0  | 0  | 1  | 0  | 0  | 0   | 0   | 0  | 0   | 0 | 1  | 0  | 0 | .232 |
| Mar 25   | MARYLAND            | *dh    | 3  | 0 | 1  | 1   | 0  | 0  | 0  | 1  | 0  | 0  | 0   | 0   | 0  | 0   | 0 | 0  | 0  | 0 | .237 |
| Mar 28   | ROBERT MORRIS-1     | *dh    | 1  | 1 | 0  | 1   | 0  | 0  | 0  | 2  | 0  | 0  | 0   | 0   | 1  | 0   | 0 | 0  | 0  | 0 | .233 |
| Mar 28   | ROBERT MORRIS-2     | *dh/1b | 1  | 0 | 0  | 0   | 0  | 0  | 0  | 2  | 0  | 0  | 0   | 0   | 0  | 0   | 0 | 3  | 0  | 0 | .230 |
| Totals   |                     | 25gs   | 61 | 9 | 14 | 9   | 0  | 0  | 1  | 17 | 1  | 0  | 2   | 0   | 1  | 0   | 8 | 74 | 3  | 0 | .230 |

On base pct. .407 • Slugging pct. .279

MULTI-HIT GAMES

|              | 2        | 3        | 4        | 5+       | Total    |
|--------------|----------|----------|----------|----------|----------|
| 2017         | 3        | 1        | 0        | 0        | 4        |
| 2018         | 3        | 0        | 0        | 0        | 3        |
| <b>TOTAL</b> | <b>6</b> | <b>1</b> | <b>0</b> | <b>0</b> | <b>7</b> |

MULTI-RBI GAMES

|              | 2        | 3        | 4        | 5+       | Total    |
|--------------|----------|----------|----------|----------|----------|
| 2017         | 3        | 1        | 1        | 0        | 5        |
| 2018         | 2        | 0        | 0        | 0        | 2        |
| <b>TOTAL</b> | <b>5</b> | <b>1</b> | <b>1</b> | <b>0</b> | <b>7</b> |


CAREER STREAKS

Hitting Streak..... 4 games (2017)  
Reaching Base ..... 8 games (2017)

CAREER HITTING STATISTICS

| Year         | AVG.        | GP-GS        | AB         | R         | H         | 2B       | 3B       | HR       | RBI       | TB        | SLG         | BB        | HBP      | SO        | GDP      | OBP         | SF-SH      | SB-ATT     | PO-A-E         | FLD%         |
|--------------|-------------|--------------|------------|-----------|-----------|----------|----------|----------|-----------|-----------|-------------|-----------|----------|-----------|----------|-------------|------------|------------|----------------|--------------|
| 2017         | .237        | 54-54        | 135        | 12        | 32        | 4        | 0        | 3        | 16        | 45        | .333        | 24        | 3        | 20        | 1        | .364        | 0-4        | 0-0        | 93-6-0         | 1.000        |
| 2018         | .230        | 25-25        | 61         | 9         | 14        | 0        | 0        | 1        | 9         | 17        | .279        | 17        | 2        | 8         | 0        | .407        | 1-0        | 1-1        | 74-3-0         | 1.000        |
| <b>TOTAL</b> | <b>.235</b> | <b>79-79</b> | <b>196</b> | <b>21</b> | <b>46</b> | <b>4</b> | <b>0</b> | <b>4</b> | <b>25</b> | <b>62</b> | <b>.316</b> | <b>41</b> | <b>5</b> | <b>28</b> | <b>1</b> | <b>.379</b> | <b>1-4</b> | <b>1-1</b> | <b>167-9-0</b> | <b>1.000</b> |

# 2018 Highlights



# 28

**TORI HACKENBURG**

FRESHMAN | INF  
MIFFLINBURG, PA.

>> Made her first career appearance as a pinch runner against Robert Morris (3/28)

### Background Information

- >> Prepped at Mifflinburg Area High School
- >> Was a two-time PHAC First Team All-Conference selection
- >> Helped her team to three-straight PHAC Championships

## 2018 Game-by-Game

### SEASON HIGH

|          |     |
|----------|-----|
| AB.....  | N/A |
| H.....   | N/A |
| 2B.....  | N/A |
| 3B.....  | N/A |
| HR.....  | N/A |
| R.....   | N/A |
| RBI..... | N/A |
| BB.....  | N/A |
| SB.....  | N/A |
| PO.....  | N/A |
| A.....   | N/A |

### CAREER BEST

|          |     |
|----------|-----|
| AB.....  | N/A |
| H.....   | N/A |
| R.....   | N/A |
| RBI..... | N/A |
| BB.....  | N/A |
| SB.....  | N/A |

| MULTI-HIT GAMES | 2        | 3        | 4        | 5+       | Total    |
|-----------------|----------|----------|----------|----------|----------|
| 2018            | 0        | 0        | 0        | 0        | 0        |
| <b>TOTAL</b>    | <b>0</b> | <b>0</b> | <b>0</b> | <b>0</b> | <b>0</b> |

| MULTI-RBI GAMES | 2        | 3        | 4        | 5+       | Total    |
|-----------------|----------|----------|----------|----------|----------|
| 2018            | 0        | 0        | 0        | 0        | 0        |
| <b>TOTAL</b>    | <b>0</b> | <b>0</b> | <b>0</b> | <b>0</b> | <b>0</b> |

### CAREER STREAKS

|                     |     |
|---------------------|-----|
| Hitting Streak..... | N/A |
| Reaching Base ..... | N/A |

| Date   | Opponent        | Pos | AB | R | H | RBI | 2B | 3B | HR | BB | SB | CS | HBP | SAC | SF | GDP | K | PO | A | E | Avg |      |
|--------|-----------------|-----|----|---|---|-----|----|----|----|----|----|----|-----|-----|----|-----|---|----|---|---|-----|------|
| Mar 28 | ROBERT MORRIS-1 | pr  | 0  | 0 | 0 | 0   | 0  | 0  | 0  | 0  | 0  | 0  | 0   | 0   | 0  | 0   | 0 | 0  | 0 | 0 | 0   | .000 |
| Totals |                 | Ogs | 0  | 0 | 0 | 0   | 0  | 0  | 0  | 0  | 0  | 0  | 0   | 0   | 0  | 0   | 0 | 0  | 0 | 0 | 0   | .000 |

On base pct. .000 • Slugging pct. .000

### CAREER HITTING STATISTICS

| Year         | AVG.        | GP-GS      | AB       | R        | H        | 2B       | 3B       | HR       | RBI      | TB       | SLG         | BB       | HBP      | SO       | GDP      | OBP         | SF-SH      | SB-ATT     | PO-A-E       | FLD%        |
|--------------|-------------|------------|----------|----------|----------|----------|----------|----------|----------|----------|-------------|----------|----------|----------|----------|-------------|------------|------------|--------------|-------------|
| 2018         | .000        | 1-0        | 0        | 0        | 0        | 0        | 0        | 0        | 0        | 0        | .000        | 0        | 0        | 0        | 0        | .000        | 0-0        | 0-0        | 0-0-0        | .000        |
| <b>TOTAL</b> | <b>.000</b> | <b>1-0</b> | <b>0</b> | <b>0</b> | <b>0</b> | <b>0</b> | <b>0</b> | <b>0</b> | <b>0</b> | <b>0</b> | <b>.000</b> | <b>0</b> | <b>0</b> | <b>0</b> | <b>0</b> | <b>.000</b> | <b>0-0</b> | <b>0-0</b> | <b>0-0-0</b> | <b>.000</b> |



41

DESTINY WEBER

SOPHOMORE | INF  
GRAFTON, OHIO

- >> Started all 26 games at third base
- >> Had two hits against Virginia Tech (2/9)
- >> Had two hits and two RBI to tie the game against Kent State (3/18)
- >> Tallied two hits and drove in two RBI against Maryland (3/24)
- >> Notched two hits and a RBI against Robert Morris (3/28)

2018 Game-by-Game

SEASON HIGH

|     |                                       |
|-----|---------------------------------------|
| AB  | 4 vs. Kent State (3/18)               |
| H   | 2, 4x last - vs. Robert Morris (3/28) |
| 2B  | 1, 3x last - vs. Maryland (3/24)      |
| 3B  | N/A                                   |
| HR  | N/A                                   |
| R   | 1, 4x last - vs. Maryland (3/24)      |
| RBI | 2, 2x last - vs. Maryland (3/24)      |
| BB  | 3 vs. Northwestern (3/10)             |
| SB  | N/A                                   |
| PO  | 3, 2x last - vs. Kent State (3/17)    |
| A   | 5 vs. Kent State (3/18)               |

CAREER BEST

|     |  |
|-----|--|
| AB  | 4, 2x last - vs. Kent State (3/18/18)    |
| H   | 2, 5x last - vs. Robert Morris (3/28/18) |
| R   | 2 vs. Michigan State (4/8/17)            |
| RBI | 2, 3x last - vs. Maryland (3/24/18)      |
| BB  | 3 vs. Northwestern (3/10/18)             |
| SB  | N/A                                      |

| Date     | Opponent            | Pos | AB   | R  | H | RBI | 2B | 3B | HR | BB | SB | CS | HBP | SAC | SF | GDP | K | PO | A  | E | Avg  |
|----------|---------------------|-----|------|----|---|-----|----|----|----|----|----|----|-----|-----|----|-----|---|----|----|---|------|
| Feb 09   | vs Alabama          | *3b | 1    | 0  | 0 | 0   | 0  | 0  | 0  | 0  | 0  | 0  | 0   | 1   | 0  | 0   | 0 | 0  | 2  | 0 | .000 |
| Feb 09   | vs Virginia Tech    | *3b | 3    | 0  | 2 | 0   | 0  | 0  | 0  | 0  | 0  | 0  | 0   | 0   | 0  | 0   | 0 | 2  | 3  | 0 | .500 |
| Feb 16   | vs Virginia Tech    | *3b | 3    | 0  | 0 | 0   | 0  | 0  | 0  | 0  | 0  | 0  | 0   | 0   | 0  | 0   | 0 | 2  | 0  | 0 | .286 |
| Feb 16   | at Duke             | *3b | 3    | 0  | 0 | 0   | 0  | 0  | 0  | 0  | 0  | 0  | 0   | 0   | 0  | 0   | 2 | 1  | 1  | 1 | .200 |
| Feb 17   | vs Virginia Tech    | *3b | 2    | 1  | 0 | 0   | 0  | 0  | 0  | 1  | 0  | 0  | 0   | 0   | 0  | 0   | 2 | 2  | 3  | 0 | .167 |
| Feb 18   | vs Duke             | *3b | 1    | 0  | 0 | 0   | 0  | 0  | 0  | 0  | 0  | 0  | 0   | 0   | 0  | 0   | 0 | 1  | 0  | 0 | .154 |
| 02/23/18 | vs Central Florida  | *3b | 1    | 0  | 0 | 0   | 0  | 0  | 0  | 1  | 0  | 0  | 0   | 0   | 0  | 0   | 0 | 1  | 1  | 1 | .143 |
| 02/23/18 | at Jacksonville     | *3b | 1    | 1  | 1 | 0   | 0  | 0  | 0  | 0  | 0  | 0  | 1   | 1   | 0  | 0   | 0 | 2  | 3  | 0 | .200 |
| 02/24/18 | vs Western Carolina | *3b | 2    | 0  | 0 | 0   | 0  | 0  | 0  | 0  | 0  | 0  | 1   | 0   | 0  | 0   | 0 | 3  | 1  | 0 | .176 |
| 02/24/18 | at Jacksonville     | *3b | 2    | 0  | 0 | 0   | 0  | 0  | 0  | 0  | 0  | 0  | 0   | 0   | 0  | 0   | 0 | 2  | 1  | 0 | .158 |
| 02/25/18 | vs James Madison    | *3b | 1    | 0  | 0 | 0   | 0  | 0  | 0  | 0  | 0  | 0  | 0   | 0   | 0  | 0   | 1 | 1  | 4  | 0 | .150 |
| Mar 06   | at Texas A&M        | *3b | 2    | 0  | 0 | 0   | 0  | 0  | 0  | 0  | 0  | 0  | 0   | 0   | 0  | 0   | 0 | 0  | 3  | 0 | .136 |
| 03/07/18 | at Lamar University | *3b | 2    | 0  | 0 | 0   | 0  | 0  | 0  | 0  | 0  | 0  | 0   | 0   | 0  | 0   | 0 | 0  | 2  | 0 | .125 |
| Mar 09   | vs Northwestern     | *3b | 2    | 0  | 1 | 0   | 0  | 0  | 0  | 0  | 0  | 0  | 0   | 0   | 0  | 0   | 0 | 1  | 1  | 0 | .154 |
| Mar 10   | vs Lipscomb         | *3b | 2    | 0  | 0 | 0   | 0  | 0  | 0  | 1  | 0  | 0  | 0   | 0   | 0  | 0   | 0 | 0  | 2  | 1 | .143 |
| Mar 10   | vs Northwestern     | *3b | 0    | 0  | 0 | 0   | 0  | 0  | 0  | 3  | 0  | 0  | 0   | 0   | 0  | 0   | 0 | 0  | 0  | 1 | .143 |
| Mar 11   | vs Iowa State       | *3b | 2    | 0  | 0 | 0   | 0  | 0  | 0  | 0  | 0  | 0  | 0   | 0   | 0  | 0   | 0 | 1  | 4  | 0 | .133 |
| Mar 11   | at Houston          | *3b | 2    | 0  | 0 | 0   | 0  | 0  | 0  | 0  | 0  | 0  | 0   | 0   | 0  | 0   | 0 | 0  | 0  | 1 | .125 |
| Mar 17   | KENT STATE-1        | *3b | 3    | 0  | 0 | 0   | 0  | 0  | 0  | 0  | 0  | 0  | 0   | 0   | 0  | 0   | 1 | 3  | 1  | 0 | .114 |
| Mar 17   | KENT STATE-2        | *3b | 3    | 1  | 1 | 1   | 1  | 0  | 0  | 0  | 0  | 0  | 0   | 0   | 0  | 0   | 0 | 0  | 2  | 0 | .132 |
| Mar 18   | KENT STATE          | *3b | 4    | 0  | 2 | 2   | 1  | 0  | 0  | 1  | 0  | 0  | 0   | 0   | 0  | 0   | 0 | 2  | 5  | 0 | .167 |
| Mar 24   | MARYLAND-1          | *3b | 3    | 1  | 2 | 2   | 1  | 0  | 0  | 0  | 0  | 0  | 0   | 0   | 0  | 0   | 1 | 0  | 2  | 0 | .200 |
| Mar 24   | MARYLAND-2          | *3b | 2    | 0  | 0 | 0   | 0  | 0  | 0  | 0  | 0  | 0  | 0   | 0   | 0  | 0   | 0 | 0  | 0  | 0 | .191 |
| Mar 25   | MARYLAND            | *3b | 3    | 0  | 0 | 0   | 0  | 0  | 0  | 0  | 0  | 0  | 0   | 0   | 0  | 0   | 1 | 0  | 2  | 0 | .180 |
| Mar 28   | ROBERT MORRIS-1     | *3b | 3    | 0  | 2 | 1   | 0  | 0  | 0  | 1  | 0  | 0  | 0   | 0   | 0  | 0   | 1 | 1  | 1  | 0 | .208 |
| Mar 28   | ROBERT MORRIS-2     | *3b | 3    | 0  | 0 | 0   | 0  | 0  | 0  | 0  | 0  | 0  | 0   | 0   | 0  | 0   | 0 | 2  | 0  | 0 | .196 |
| Totals   |                     |     | 26gs | 56 | 4 | 11  | 6  | 3  | 0  | 8  | 0  | 0  | 2   | 2   | 0  | 0   | 9 | 23 | 48 | 5 | .196 |

On base pct. .318 • Slugging pct. .250

| MULTI-HIT GAMES | 2        | 3        | 4        | 5+       | Total    |
|-----------------|----------|----------|----------|----------|----------|
| 2017            | 1        | 0        | 0        | 0        | 1        |
| 2018            | 4        | 0        | 0        | 0        | 4        |
| <b>TOTAL</b>    | <b>5</b> | <b>0</b> | <b>0</b> | <b>0</b> | <b>5</b> |

| MULTI-RBI GAMES | 2        | 3        | 4        | 5+       | Total    |
|-----------------|----------|----------|----------|----------|----------|
| 2017            | 1        | 0        | 0        | 0        | 1        |
| 2018            | 2        | 0        | 0        | 0        | 2        |
| <b>TOTAL</b>    | <b>3</b> | <b>0</b> | <b>0</b> | <b>0</b> | <b>3</b> |

CAREER STREAKS

Hitting Streak..... 3 games (2018)  
Reaching Base ..... 3 games (2017 & 2018)

CAREER HITTING STATISTICS

| Year         | AVG.        | GP-GS        | AB        | R        | H         | 2B       | 3B       | HR       | RBI       | TB        | SLG         | BB        | HBP      | SO        | GDP      | OBP         | SF-SH      | SB-ATT     | PO-A-E         | FLD%        |
|--------------|-------------|--------------|-----------|----------|-----------|----------|----------|----------|-----------|-----------|-------------|-----------|----------|-----------|----------|-------------|------------|------------|----------------|-------------|
| 2017         | .143        | 26-17        | 42        | 4        | 6         | 1        | 0        | 0        | 4         | 7         | .167        | 5         | 1        | 10        | 0        | .250        | 0-1        | 0-0        | 32-3-0         | 1.000       |
| 2018         | .196        | 26-26        | 56        | 4        | 11        | 3        | 0        | 0        | 6         | 14        | .250        | 8         | 2        | 9         | 0        | .318        | 0-2        | 0-0        | 23-48-5        | .934        |
| <b>TOTAL</b> | <b>.173</b> | <b>52-43</b> | <b>98</b> | <b>8</b> | <b>17</b> | <b>4</b> | <b>0</b> | <b>0</b> | <b>10</b> | <b>21</b> | <b>.214</b> | <b>13</b> | <b>3</b> | <b>19</b> | <b>0</b> | <b>.289</b> | <b>0-3</b> | <b>0-0</b> | <b>55-51-5</b> | <b>.955</b> |

# 2018 Highlights



# 42

## TONI POLK

JUNIOR | INF  
NIAGARA FALLS, N.Y.

- >> Started 26 games in center field
- >> Laced a double into the outfield against Virginia Tech (2/9)
- >> Had six putouts against Northwestern (3/10)
- >> Brought in two runs against Jacksonville (2/23)
- >> Hit a three-run home run against Kent State (3/18)
- >> Roped a triple into right center to score one against Robert Morris (3/28)

## 2018 Game-by-Game

### SEASON HIGH

AB.....4, 10x last - vs. Robert Morris (3/28)  
 H.....3, 2x last - vs. Kent State (3/18)  
 2B.....1, 3x last - at Jacksonville (2/23)  
 3B.....1 vs. Robert Morris (3/28)  
 HR.....1 vs. Kent State (3/18)  
 R.....2 vs. Kent State (3/18)  
 RBI.....4 vs. Kent State (3/18)  
 SB.....1 vs. Kent State (3/17)  
 PO.....6 vs. Northwestern (3/10)  
 A.....1, 2x last - vs. Maryland (3/25)

### CAREER BEST

AB.....5, 3x last - vs. Rutgers (4/21/17)  
 H.....4 vs. No. 25 Ohio State (4/12/17)  
 R.....3 vs. Hofstra (3/20/16)  
 RBI.....4 vs. Kent State (3/18/18)  
 BB.....2 vs. Robert Morris (3/23/16)  
 SB.....1, 8x last - vs. Kent State (3/17/18)

| Date     | Opponent            | Pos  | AB | R | H  | RBI | 2B | 3B | HR | BB | SB | CS | HBP | SAC | SF | GDP | K  | PO | A | E | Avg  |
|----------|---------------------|------|----|---|----|-----|----|----|----|----|----|----|-----|-----|----|-----|----|----|---|---|------|
| Feb 09   | vs Alabama          | *of  | 3  | 0 | 0  | 0   | 0  | 0  | 0  | 0  | 0  | 0  | 0   | 0   | 0  | 0   | 0  | 0  | 0 | 0 | .000 |
| Feb 09   | vs Virginia Tech    | *of  | 4  | 0 | 1  | 0   | 1  | 0  | 0  | 0  | 0  | 0  | 0   | 0   | 0  | 0   | 1  | 4  | 0 | 0 | .143 |
| Feb 09   | vs Virginia Tech    | *of  | 3  | 0 | 1  | 0   | 0  | 0  | 0  | 0  | 0  | 0  | 0   | 0   | 0  | 0   | 1  | 0  | 0 | 0 | .200 |
| Feb 16   | at Duke             | *of  | 3  | 0 | 2  | 1   | 0  | 0  | 0  | 1  | 0  | 0  | 0   | 0   | 0  | 0   | 1  | 2  | 0 | 0 | .308 |
| Feb 17   | vs Virginia Tech    | *of  | 4  | 1 | 2  | 0   | 0  | 0  | 0  | 0  | 0  | 0  | 0   | 0   | 0  | 0   | 0  | 3  | 1 | 0 | .353 |
| Feb 18   | vs Duke             | *of  | 3  | 1 | 1  | 0   | 0  | 0  | 0  | 0  | 0  | 0  | 0   | 0   | 0  | 0   | 0  | 0  | 0 | 0 | .350 |
| 02/23/18 | vs Central Florida  | *of  | 3  | 0 | 1  | 0   | 1  | 0  | 0  | 0  | 0  | 0  | 0   | 0   | 0  | 0   | 1  | 3  | 0 | 0 | .348 |
| 02/23/18 | at Jacksonville     | *of  | 4  | 0 | 3  | 2   | 1  | 0  | 0  | 0  | 0  | 0  | 0   | 0   | 0  | 0   | 0  | 2  | 0 | 0 | .407 |
| 02/24/18 | vs Western Carolina | *of  | 4  | 0 | 0  | 0   | 0  | 0  | 0  | 0  | 0  | 0  | 0   | 0   | 0  | 0   | 2  | 3  | 0 | 0 | .355 |
| 02/24/18 | at Jacksonville     | *of  | 3  | 0 | 0  | 0   | 0  | 0  | 0  | 0  | 0  | 0  | 0   | 0   | 0  | 0   | 0  | 0  | 0 | 0 | .324 |
| 02/25/18 | vs James Madison    | *of  | 3  | 0 | 1  | 0   | 0  | 0  | 0  | 0  | 0  | 0  | 0   | 0   | 0  | 0   | 2  | 0  | 0 | 0 | .324 |
| Mar 06   | at Texas A&M        | *of  | 2  | 0 | 0  | 0   | 0  | 0  | 0  | 0  | 0  | 0  | 0   | 0   | 0  | 0   | 0  | 0  | 0 | 0 | .308 |
| 03/07/18 | at Lamar University | *of  | 4  | 1 | 2  | 0   | 0  | 0  | 0  | 0  | 0  | 0  | 0   | 0   | 0  | 0   | 1  | 0  | 0 | 0 | .326 |
| Mar 09   | vs Northwestern     | *of  | 3  | 1 | 0  | 0   | 0  | 0  | 0  | 0  | 0  | 0  | 0   | 0   | 0  | 0   | 1  | 0  | 0 | 0 | .304 |
| Mar 10   | vs Lipscomb         | *of  | 4  | 0 | 2  | 0   | 0  | 0  | 0  | 0  | 0  | 0  | 0   | 0   | 0  | 0   | 1  | 3  | 0 | 0 | .320 |
| Mar 10   | vs Northwestern     | *of  | 3  | 1 | 0  | 0   | 0  | 0  | 0  | 1  | 0  | 0  | 0   | 0   | 0  | 0   | 2  | 6  | 0 | 1 | .302 |
| Mar 11   | vs Iowa State       | *of  | 3  | 0 | 0  | 0   | 0  | 0  | 0  | 0  | 0  | 0  | 0   | 0   | 0  | 0   | 0  | 2  | 0 | 0 | .286 |
| Mar 11   | at Houston          | *of  | 3  | 0 | 0  | 0   | 0  | 0  | 0  | 0  | 0  | 0  | 0   | 0   | 0  | 0   | 1  | 3  | 0 | 0 | .271 |
| Mar 17   | KENT STATE-1        | *of  | 4  | 0 | 0  | 0   | 0  | 0  | 0  | 0  | 0  | 0  | 0   | 0   | 0  | 0   | 2  | 3  | 0 | 0 | .254 |
| Mar 17   | KENT STATE-2        | *of  | 3  | 0 | 1  | 0   | 0  | 0  | 0  | 0  | 1  | 0  | 0   | 0   | 0  | 0   | 0  | 1  | 0 | 0 | .258 |
| Mar 18   | KENT STATE          | *of  | 4  | 2 | 3  | 4   | 0  | 0  | 1  | 1  | 0  | 0  | 0   | 0   | 0  | 0   | 0  | 1  | 0 | 0 | .286 |
| Mar 24   | MARYLAND-1          | *of  | 4  | 1 | 1  | 1   | 0  | 0  | 0  | 0  | 0  | 0  | 0   | 0   | 0  | 0   | 0  | 0  | 0 | 0 | .284 |
| Mar 24   | MARYLAND-2          | *of  | 2  | 0 | 0  | 0   | 0  | 0  | 0  | 0  | 0  | 0  | 0   | 0   | 0  | 0   | 0  | 2  | 0 | 0 | .276 |
| Mar 25   | MARYLAND            | *of  | 2  | 0 | 0  | 0   | 0  | 0  | 0  | 1  | 0  | 0  | 0   | 0   | 0  | 0   | 0  | 1  | 1 | 0 | .269 |
| Mar 28   | ROBERT MORRIS-1     | *of  | 4  | 1 | 2  | 1   | 0  | 1  | 0  | 0  | 0  | 0  | 0   | 0   | 0  | 0   | 1  | 0  | 0 | 0 | .280 |
| Mar 28   | ROBERT MORRIS-2     | *of  | 3  | 0 | 0  | 0   | 0  | 0  | 0  | 0  | 0  | 0  | 0   | 0   | 0  | 0   | 0  | 4  | 0 | 0 | .271 |
| Totals   |                     | 26gs | 85 | 8 | 23 | 9   | 3  | 1  | 1  | 4  | 1  | 0  | 0   | 0   | 0  | 0   | 16 | 44 | 2 | 1 | .271 |

On base pct. .303 • Slugging pct. .365

| MULTI-HIT GAMES | 2         | 3        | 4        | 5+       | Total     |
|-----------------|-----------|----------|----------|----------|-----------|
| 2016            | 5         | 0        | 0        | 0        | 5         |
| 2017            | 8         | 2        | 1        | 0        | 11        |
| 2018            | 5         | 2        | 0        | 0        | 7         |
| <b>TOTAL</b>    | <b>18</b> | <b>4</b> | <b>1</b> | <b>0</b> | <b>23</b> |

| MULTI-RBI GAMES | 2        | 3        | 4        | 5+       | Total    |
|-----------------|----------|----------|----------|----------|----------|
| 2016            | 2        | 0        | 0        | 0        | 2        |
| 2017            | 3        | 1        | 0        | 0        | 4        |
| 2018            | 1        | 0        | 1        | 0        | 2        |
| <b>TOTAL</b>    | <b>6</b> | <b>1</b> | <b>1</b> | <b>0</b> | <b>8</b> |

### CAREER STREAKS

Hitting Streak..... 7 games (2018)  
 Reaching Base ..... 10 games (2017)

### CAREER HITTING STATISTICS

| Year         | AVG.        | GP-GS          | AB         | R         | H         | 2B        | 3B       | HR       | RBI       | TB         | SLG         | BB        | HBP      | SO        | GDP      | OBP         | SF-SH      | SB-ATT      | PO-A-E            | FLD%        |
|--------------|-------------|----------------|------------|-----------|-----------|-----------|----------|----------|-----------|------------|-------------|-----------|----------|-----------|----------|-------------|------------|-------------|-------------------|-------------|
| 2016         | .280        | 30-25          | 75         | 16        | 21        | 3         | 0        | 1        | 10        | 27         | .360        | 5         | 1        | 18        | 0        | .329        | 1-1        | 2-2         | 7-0-1             | .875        |
| 2017         | .290        | 56-56          | 162        | 29        | 47        | 8         | 3        | 1        | 18        | 64         | .395        | 11        | 3        | 31        | 1        | .345        | 1-5        | 6-7         | 75-113-36         | .839        |
| 2018         | .271        | 26-26          | 85         | 8         | 23        | 3         | 1        | 1        | 9         | 31         | .365        | 4         | 0        | 16        | 0        | .303        | 0-0        | 1-1         | 44-2-1            | .979        |
| <b>TOTAL</b> | <b>.283</b> | <b>112-107</b> | <b>322</b> | <b>53</b> | <b>91</b> | <b>14</b> | <b>4</b> | <b>3</b> | <b>37</b> | <b>122</b> | <b>.379</b> | <b>20</b> | <b>4</b> | <b>65</b> | <b>1</b> | <b>.330</b> | <b>2-6</b> | <b>9-10</b> | <b>126-115-38</b> | <b>.864</b> |



82

**MEGHAN WILLIAMS**

JUNIOR | INF  
BETHLEHEM, PA.

- >> Started 10 games at first base
- >> Had a four game hitting streak this season
- >> Tallied two hits, drove in one run and scored once against Maryland (3/24)

2018 Game-by-Game

**SEASON HIGH**

|          |                                       |
|----------|---------------------------------------|
| AB.....  | 4, 3x last - vs. Robert Morris (3/28) |
| H.....   | 2 vs. Maryland (3/24)                 |
| 2B.....  | N/A                                   |
| 3B.....  | N/A                                   |
| HR.....  | N/A                                   |
| R.....   | 1, 3x last - vs. Robert Morris (3/28) |
| RBI..... | 1, 2x last - vs. Maryland (3/25)      |
| BB.....  | N/A                                   |
| SB.....  | 1 vs. Northwestern (3/10)             |
| PO.....  | 11 vs. Robert Morris (3/28)           |
| A.....   | N/A                                   |

| Date     | Opponent            | Pos  | AB | R | H | RBI | 2B | 3B | HR | BB | SB | CS | HBP | SAC | SF | GDP | K | PO | A | E | Avg  |
|----------|---------------------|------|----|---|---|-----|----|----|----|----|----|----|-----|-----|----|-----|---|----|---|---|------|
| Feb 09   | vs Virginia Tech    | ph   | 1  | 0 | 0 | 0   | 0  | 0  | 0  | 0  | 0  | 0  | 0   | 0   | 0  | 1   | 0 | 0  | 0 | 0 | .000 |
| Feb 17   | vs Virginia Tech    | ph   | 1  | 0 | 0 | 0   | 0  | 0  | 0  | 0  | 0  | 0  | 0   | 0   | 0  | 0   | 0 | 0  | 0 | 0 | .000 |
| 02/23/18 | vs Central Florida  | 1b   | 0  | 0 | 0 | 0   | 0  | 0  | 0  | 0  | 0  | 0  | 0   | 0   | 0  | 0   | 0 | 1  | 0 | 0 | .000 |
| 02/23/18 | at Jacksonville     | 1b   | 0  | 0 | 0 | 0   | 0  | 0  | 0  | 0  | 0  | 0  | 0   | 0   | 0  | 0   | 0 | 1  | 0 | 0 | .000 |
| 03/07/18 | at Lamar University | 1b   | 0  | 0 | 0 | 0   | 0  | 0  | 0  | 0  | 0  | 0  | 0   | 0   | 0  | 0   | 0 | 1  | 0 | 0 | .000 |
| Mar 09   | vs Northwestern     | *1b  | 2  | 0 | 1 | 0   | 0  | 0  | 0  | 0  | 0  | 0  | 0   | 0   | 0  | 0   | 0 | 8  | 0 | 0 | .250 |
| Mar 10   | vs Lipscomb         | *1b  | 3  | 0 | 1 | 0   | 0  | 0  | 0  | 0  | 0  | 0  | 0   | 0   | 0  | 0   | 0 | 7  | 0 | 1 | .286 |
| Mar 10   | vs Northwestern     | *1b  | 2  | 1 | 1 | 0   | 0  | 0  | 0  | 0  | 0  | 1  | 0   | 1   | 0  | 0   | 0 | 6  | 0 | 1 | .333 |
| Mar 11   | vs Iowa State       | *1b  | 3  | 0 | 1 | 0   | 0  | 0  | 0  | 0  | 0  | 0  | 0   | 0   | 0  | 0   | 0 | 9  | 0 | 0 | .333 |
| Mar 11   | at Houston          | *1b  | 2  | 0 | 0 | 0   | 0  | 0  | 0  | 0  | 0  | 0  | 0   | 0   | 0  | 0   | 0 | 8  | 0 | 0 | .286 |
| Mar 24   | MARYLAND-1          | *1b  | 4  | 1 | 2 | 1   | 0  | 0  | 0  | 0  | 0  | 0  | 0   | 0   | 0  | 0   | 0 | 10 | 0 | 0 | .333 |
| Mar 24   | MARYLAND-2          | *1b  | 2  | 0 | 1 | 0   | 0  | 0  | 0  | 0  | 0  | 0  | 0   | 0   | 0  | 0   | 0 | 6  | 0 | 0 | .350 |
| Mar 25   | MARYLAND            | *1b  | 4  | 0 | 0 | 1   | 0  | 0  | 0  | 0  | 0  | 0  | 0   | 0   | 0  | 0   | 0 | 7  | 0 | 0 | .292 |
| Mar 28   | ROBERT MORRIS-1     | *1b  | 4  | 1 | 0 | 0   | 0  | 0  | 0  | 0  | 0  | 0  | 0   | 0   | 0  | 0   | 0 | 11 | 0 | 0 | .250 |
| Mar 28   | ROBERT MORRIS-2     | *1b  | 1  | 0 | 0 | 0   | 0  | 0  | 0  | 0  | 0  | 0  | 0   | 0   | 0  | 0   | 0 | 5  | 0 | 0 | .241 |
| Totals   |                     | 10gs | 29 | 3 | 7 | 2   | 0  | 0  | 0  | 0  | 0  | 1  | 0   | 1   | 0  | 0   | 1 | 80 | 0 | 3 | .241 |

On base pct. .267 • Slugging pct. .241

**CAREER BEST**

|   |                                   |
|---|-----------------------------------|
| AB.....                                       | 4, 3x vs. Robert Morris (3/28/18) |
| H.....  | 2 vs. Maryland (3/24/18)          |
| R... 1, 4x last - vs. Robert Morris (3/28/18) |                                   |
| RBI.....                                      | 3 vs. Buffalo (3/5/17)            |
| BB.....                                       | 1 vs. Niagara (3/18/17)           |
| SB.....                                       | 1 vs. Northwestern (3/10/18)      |

| MULTI-HIT GAMES | 2        | 3        | 4        | 5+       | Total    |
|-----------------|----------|----------|----------|----------|----------|
| 2016            | 0        | 0        | 0        | 0        | 0        |
| 2017            | 0        | 0        | 0        | 0        | 0        |
| 2018            | 0        | 0        | 0        | 0        | 0        |
| <b>TOTAL</b>    | <b>0</b> | <b>0</b> | <b>0</b> | <b>0</b> | <b>0</b> |

| MULTI-RBI GAMES | 2        | 3        | 4        | 5+       | Total    |
|-----------------|----------|----------|----------|----------|----------|
| 2016            | 0        | 0        | 0        | 0        | 0        |
| 2017            | 1        | 1        | 0        | 0        | 2        |
| 2018            | 0        | 0        | 0        | 0        | 0        |
| <b>TOTAL</b>    | <b>1</b> | <b>1</b> | <b>0</b> | <b>0</b> | <b>2</b> |

**CAREER STREAKS**

|                     |                |
|---------------------|----------------|
| Hitting Streak..... | 4 games (2018) |
| Reaching Base.....  | 4 games (2018) |

**CAREER HITTING STATISTICS**

| Year         | AVG.        | GP-GS        | AB        | R        | H        | 2B       | 3B       | HR       | RBI      | TB        | SLG         | BB       | HBP      | SO       | GDP      | OBP         | SF-SH      | SB-ATT     | PO-A-E         | FLD%        |
|--------------|-------------|--------------|-----------|----------|----------|----------|----------|----------|----------|-----------|-------------|----------|----------|----------|----------|-------------|------------|------------|----------------|-------------|
| 2016         | .000        | 6-3          | 7         | 0        | 0        | 0        | 0        | 0        | 0        | 0         | .000        | 0        | 0        | 3        | 0        | .000        | 0-0        | 0-0        | 23-2-0         | 1.000       |
| 2017         | .118        | 11-5         | 17        | 1        | 2        | 0        | 1        | 0        | 5        | 4         | .235        | 1        | 0        | 3        | 0        | .167        | 0-2        | 0-0        | 8-1-0          | 1.000       |
| 2018         | .241        | 15-10        | 29        | 3        | 7        | 0        | 0        | 0        | 2        | 7         | .241        | 0        | 1        | 0        | 1        | .267        | 0-0        | 1-1        | 80-0-3         | .964        |
| <b>TOTAL</b> | <b>.170</b> | <b>32-18</b> | <b>53</b> | <b>4</b> | <b>9</b> | <b>0</b> | <b>1</b> | <b>0</b> | <b>7</b> | <b>11</b> | <b>.208</b> | <b>1</b> | <b>1</b> | <b>6</b> | <b>1</b> | <b>.200</b> | <b>0-2</b> | <b>1-1</b> | <b>111-3-3</b> | <b>.974</b> |



# 2018 RADIO / TV ROSTER




**1**  
**JESSICA CUMMINGS**  
Sr. • P • L/R  
Owings, Md.



**2**  
**AMANDA GRIECO**  
So. • INF • R/R  
Basking Ridge, N.J.



**3**  
**CHRISTA WAGNER**  
So. • OF • L/R  
Plainville, Mass.



**5**  
**KENNEDY LEGG**  
So. • C • R/R  
Keller, Texas



**6**  
**MADISON SHAFFER**  
Jr. • P • L/R  
New Castle, Pa.



**8**  
**DANI FEY**  
Fr. • UTL • R/L  
Bangor, Pa.



**9**  
**TORI DUBOIS**  
Jr. • UTL • R/R  
Mt. Vernon, N.H.



**10**  
**EMILY HUDGINS**  
Fr. • INF • L/R  
Wadsworth, Ill.



**11**  
**ERIN MURRAY**  
Fr. • OF • R/R  
Great Falls, Va.



**12**  
**ASHTON MENSINGER**  
Sr. • P • R/R  
Nescopeck, Pa.



**13**  
**PAIGE JOHNSON**  
Jr. • INF • L/R  
Clarksville, Tenn.



**18**  
**MADEY SMITH**  
So. • P • R/R  
Washington, N.J.



**21**  
**GIANNA ARRIZURIETA**  
Sr. • INF • R/R  
Pembroke Pines, Fla.



**22**  
**HALEY VALLEJOS**  
Fr. • C • R/R  
Chandler, Ariz.



**26**  
**DELANEY ELLING**  
So. • INF/C • R/R  
Washington, Pa.



**28**  
**TORI HACKENBERG**  
Fr. • INF • R/R  
Mifflinburg, Pa.



**41**  
**DESTINY WEBER**  
So. • C/INF • R/R  
Grafton, Ohio



**42**  
**TONI POLK**  
Jr. • INF/OF • L/R  
Niagara Falls, N.Y.



**82**  
**MEGHAN WILLIAMS**  
Jr. • INF • R/R  
Bethlehem, Pa.



**HC**  
**AMANDA LEHOTAK**  
Head Coach  
Fifth Season



**AC**  
**SARAH SIGREST**  
Assistant Coach  
Third Season



**AC**  
**JENNIFER ABRAMS**  
Assistant Coach  
Second Season



**VC**  
**SARA HAEFELI**  
Vol. Assistant Coach  
First Season



**OP**  
**CHRISTINA DIAZ**  
Director of Operations  
First Season