

#CLIMBWITHUS

PENN STATE MEN'S BASKETBALL

GAME

8

NORTH CAROLINA STATE
November 29, 2017 | 7:15 p.m.
Raleigh, N.C.
PNC Arena (19,772)

SCHEDULE / RESULTS

Date Opponent TV Time/Result

NOVEMBER

10 Fri. CAMPBELL (BTN+) W, 86-75
12 Sun. FAIRLEIGH DICKINSON (BTN+)W, 81-57

LEGENDS CLASSIC UNIVERSITY PARK REGIONAL

15 Wed. MONTANA (BTN) W, 70-57

17 Fri. COLUMBIA (BTN+) W, 79-65

LEGENDS CLASSIC BARCLAYS CENTER - BROOKLYN, N.Y.

20 Mon. vs. Pittsburgh (ESPN3) W, 85-54

21 Tues. vs. #16/#19 Texas A&M (ESPN2) L, 87-98

LEGENDS CLASSIC UNIVERSITY PARK REGIONAL

24 Fri. ORAL ROBERTS (BTN+) W, 86-48

B1G/ACC CHALLENGE

29 Wed. at N.C. State (ESPNU) 7:15 p.m.

DECEMBER

2 Sat. at Iowa * (BTN) 5 p.m.

4 Mon. WISCONSIN * (ESPN2) 7 p.m.

9 Sat. GEORGE WASHINGTON (BTN) 4 p.m.

17 Sun. at George Mason 4 p.m.

19 Tues. BINGHAMTON (BTN+) 7 p.m.

22 Fri. RIDER (BTN) 7 p.m.

30 Sat. COPPIN STATE (BTN+) 2 p.m.

JANUARY

2 Tues. at Maryland * (BTN) 7 p.m.

5 Fri. #19 NORTHWESTERN * (FS1) 8 p.m.

9 Tues. at Indiana * (BTN) 6:30 p.m.

12 Fri. NEBRASKA * (BTN) 7 p.m.

15 Mon. #15 MINNESOTA * (BTN) 7 p.m.

20 Sat. at #19 Northwestern * (BTN) 2 p.m.

25 Thur. at Ohio State * (BTN) 8 p.m.

27 Sat. RUTGERS * (BTN) 4 p.m.

31 Wed. at #2 Michigan State * (BTN) 6:30 p.m.

FEBRUARY

3 Sat. IOWA * (BTN) 6 or 8 p.m.

7 Wed. MARYLAND * (BTN) 6:30 p.m.

11 Sun. at Illinois * (BTN) 7 p.m.

15 Thur. OHIO STATE * (BTN) 8 p.m.

18 Sun. at #20 Purdue * (BTN) 8 p.m.

21 Wed. MICHIGAN * (BTN) 7 p.m.

25 Sun. at Nebraska * (BTN) 5:15 p.m.

BIG TEN TOURNAMENT

Wed.-Sun. Madison Square Garden BTN/CBS
Feb. 28-March 4 (New York, N.Y.)

All Times Eastern | HOME GAMES in BOLD CAPS |

* - Big Ten game

Associated Press rankings listed above.

GAMEDAY MATCHUP

NORTH CAROLINA STATE

RECORD: 5-2, 0-0 Atlantic Coast

Coach: Kevin Keatts (1st year at N.C. State)

Starters Returning/Lost: 2/3

2017-18 Leading Scorer:

#12 Allerick Freeman, GS, G - 15.9 ppg

2017-18 Leading Rebounder:

#00 Abdul-Malik Abu, Sr., F - 6.7 rpg

PENN STATE NITTANY LIONS

RECORD: 6-1, 0-0 Big Ten

Coach: Patrick Chambers (7th year at Penn State)

Starters Returning/Lost: 5/0

2017-18 Leading Playmaker:

#10 Tony Carr, So., G - 20.0 ppg / 4.8 apg

2017-18 Leading Rebounder:

#11 Lamar Stevens, So. F - 6.7 rpg

PROBABLE STARTERS

#	NAME	POS.	ELG.	PTS	REB	STAT	NOTES
11	Lamar Stevens	F	So.	14.6	6.7	2nd/assists (16)	Top rebounder 2nd in scoring
24	Mike Watkins	F	R-So.	10.3	6.3	21 blks	Ranked for total blocks & blocks pg (3.5)
10	Tony Carr	G	So.	20.0	3.8	4.83 apg	12 of 31 pts in final 3:55 vs. #16 Texas A&M
23	Josh Reaves	G	Jr.	6-4	4.7	18 steals	Ranked for total steals & steals pg (3.0)
33	Shep Garner	G	Sr.	6-2	196	234 career 3s	Sharp-shooter has 62 career 10+ pt. games

STAT COMPARISON

PS	STAT	NCS
82.0	Scoring Average	81.3
64.9	Opponent Scoring Average	68.3
47.9	Field-Goal Percentage	45.7
40.7	Opponent Field-Goal Percentage	42.9
6.4	3-Pointers Per Game	5.4
34.4	3-Point Field Goal Percentage	27.5
36.2	Opponent 3-Point Field Goal %	31.0
70.7	Free Throw Percentage	70.9
37.6	Rebounds Per Game	37.1
32.6	Opponent Rebounds Per Game	34.9
14.0	Assists Per Game	13.5
13.7	Turnovers Per Game	12.0
11.0	Steals Per Game	9.3
6.0	Blocks Per Game	3.7

SERIES RECORD

This is the 20th meeting between the Penn State and N.C. State with the Wolfpack holding a 16-3 advantage in the series. The last meeting came in 2012 when the two teams met in the Puerto Rico Tip-Off on November 15, 2012. The series results list is on page 3.

Penn State is 1-0 against Atlantic Coast Conference teams in 2017-18 with an 85-54 victory over Pittsburgh November 20 in the Legends Classic games at the Barclays Center.

Of the current roster of teams in the ACC, following the Pittsburgh and Syracuse series, the 19 games between Penn State and N.C. State are the most. The Panthers and the Nittany Lions have met 148 times and Penn State and Syracuse 105 times, but the last contest between the two was in 1982.

NITTANY LIONS' RECORD

2017-18	Overall	H	A	N	OT
Overall	6-1	5-0	0-0	1-1	0-0
November	6-1	5-0	0-0	1-1	0-0

STREAKS:

Overall	Last Win: 11-24 vs. Oral Roberts (86-48)
W1	Last Loss: 11-21 vs. No. 16 Texas A&M
Home	Last Win: 11-24 vs. Oral Roberts (86-48)
W5	Last Loss: 2-28-17 vs. Ohio State (70-71)
Away	Last Win: 2-11-17 at Illinois (83-70)
L3	Last Loss: 3-5-17 at Iowa (79-90)
Neutral	Last Win: 11-20-17 vs. Pittsburgh (85-54)
L1	Last Loss: 11-21-17 vs. #16 Texas A&M (87-98)

DETAILS

WATCH: ESPNU and WatchESPN

Anish Shroff (pxp)
& Debbie Antonelli (analyst)

LISTEN: Steve Jones (pxp)

& Dick Jerardi (analyst)
Online at GoPSUsports.com/lionvision

OPENING TIP

The November 29 game at N.C. State is Penn State's first trip to the state of North Carolina for under coach Patrick Chambers and the first away game against a team in North Carolina since 2002 (vs. UNC, 11/18/2002).

One of the most notable games in Penn State history came against UNC when the Nittany Lions upset the fifth-ranked and second-seeded Tar Heels 82-74 in the Superdome in second round of the 2001 NCAA Tournament.

QUICK HITS

• Penn State is 36-13 (73.4) in the month of November under coach Patrick Chambers.

#CLIMBWITHUS

GoPSUsports.com



@PennStateMBB @Coach_Chambers



pennstatebasketball



PennStateMBB

2017-18 ROSTER & TEAM INFORMATION

#	NAME	POS.	ELG.	HT.	WT.	HOMETOWN	HIGH SCHOOL / LAST SCHOOL
1	Deivis Zemgulis	F	Jr.	6-6	220	Kaunas, Lithuania	St. Mary Ryken (Md.)
3	Satchel Pierce	F	Jr.	7-0	255	Baberton, Ohio	Kiski School (Pa.) / Virginia Tech
4	Nazeer Bostick	G	So.	6-4	203	Philadelphia, Pa.	Roman Catholic
5	Jamari Wheeler	G	Fr.	6-1	170	Live Oak, Fla.	Rock School
10	Tony Carr	G	So.	6-5	204	Philadelphia, Pa.	Roman Catholic
11	Lamar Stevens	F	So.	6-8	226	North Wales, Pa.	Roman Catholic
20	Taylor Nussbaum	G	Fr.	6-2	175	South Salem, N.Y.	Cheshire Academy (Conn.)
21	John Harrar	F	Fr.	6-9	243	Wallingford, Pa.	Strath Haven
22	Grant Hazle	F	So.	6-5	192	Kingwood, Texas	Westbury Christian School
23	Josh Reaves	G	Jr.	6-4	210	Fairfax, Va.	Oak Hill Academy (Va.)
24	Mike Watkins	F	R-So.	6-9	254	Philadelphia, Pa.	Phelps School
33	Shep Garner	G	Sr.	6-2	196	Chester, Pa.	Roman Catholic
35	Trent Buttrick	F	Fr.	6-8	234	Bloomsburg, Pa.	Community School of Naples (Fla.)
44	Julian Moore	F	Gr.	6-10	248	Philadelphia, Pa.	Germantown Academy

► COACHING STAFF

Head Coach: Patrick Chambers (Philadelphia '94)
 Associate Head Coach: Keith Urgo (Fairfield '02)
 Assistant Coach: Dwayne Anderson (Villanova '09)
 Assistant Coach: Jim Ferry (Keene State '90)
 Director of Basketball Operations: Ross Condon (Villanova '07)
 Director of Player Development: David Caporaletti (Philadelphia '93)
 Director of On-Campus Recruiting: Nicholas Colella (Penn State '13)
 Athletic Trainer: Jonathan Salazer (Penn State '93)
 Strength Coach: Greg Miskinis (Penn State '08)

► PRONUNCIATIONS

BUTTRICK BUTT-rick
 HARRAR Final R is silent, HERR-ah
 Deivis ZEMGULIS Davis Zem-Goo-Liss

► THE UNIVERSITY

Name	The Pennsylvania State University
Location	University Park, Pa. 16802
Founded	1855
Enrollment	41,359 undergraduate, 47,261 (UP overall)
Nickname	Nittany Lions
Colors	Blue & White
Conference	Big Ten Conference
Division	NCAA Division I
Home Court (capacity):	Bryce Jordan Center (15,261)
President	Dr. Eric J. Barron
Athletic Director	Sandy Barbour
Deputy Athletic Director/COO	Phil Esten
Sport Administrator	Lynn Holleran
Ticket Office Phone	1-800-NITTANY

► BASKETBALL HISTORY

First Year of Basketball:	1897
No. of Seasons	121 (122nd)
All-Time Record	1,442 - 1,156
Record In BJC	216-133 (22nd Season)
NCAA Tourney Years (Record)	9 (9-11); Last: 2011
NIT Years (Record)	10 (22-9); Last: 2009 Champs
CBI Years (Record)	1 (1-1); Last: 2014

► COACHING STAFF

Head Coach	Patrick Chambers
Alma Mater	Philadelphia Univ. '94
Overall Record (yrs)	135-138 (8)
Record at Penn State (yrs)	93-110 (6)
Basketball Office	814-865-5494
Contact	814-863-3163 (SID)

Associate Head Coach Keith Urgo (Fairfield '02)
 Assistant Coach Dwayne Anderson (Villanova '09)
 Assistant Coach Jim Ferry (Keene State '90)
 Director of Operations Ross Condon (Villanova '07)
 Director of Player Development David Caporaletti (Philadelphia '93)
 Director of On-Campus Recruiting Nicholas Colella
 Athletic Trainer Jon Salazer
 Strength & Conditioning Coach Greg Miskinis

► 2017-18 TEAM

Letterwinners Returning/Lost	9 / 4
Starters Returning/Lost	5 / 0
Newcomers	5*

*includes Satchel Pierce who sat out 2016-17 to comply with NCAA transfer rules

2016-17	15-18 (H: 9-7; A: 3-7; N: 3-4)
2017 Big Ten Finish	6-12, t-12th
2017 Big Ten Tournament	1-1, Second Round W, Nebraska, 76-67 (ot) L, Michigan State, 51-78

Associate Director Strategic Communications/
 MBB Contact: Rose Pietrzak Carter
 E-Mail: rose@psu.edu
 Office / Cell: 814-863-3163 / 814-441-8438
 Twitter: @PennStateMBB & @GoPSURose

Assistant Director Strategic Communications/
 MBB Secondary Contact: Jocelyn VerVelde
 E-Mail: jocelyn@psu.edu
 Cell: 814-876-2710

Strategic Communications Office: 814-865-1757
 Bryce Jordan Center Press Row: 814-863-3294
 Website: GoPSUsports.com

THE 2017-18 NITTANY LIONS:

► BY STATE/COUNTRY

PENNSYLVANIA (8)

Nazeer Bostick

Trent Buttrick

Tony Carr

Shep Garner

John Harrar

Julian Moore

Lamar Stevens

Mike Watkins

FLORIDA (1)

Jamari Wheeler

Lamar Stevens

NEW YORK (1)

Taylor Nussbaum

OHIO (1)

Satchel Pierce

TEXAS (1)

Grant Hazle

VIRGINIA (1)

Josh Reaves

LITHUANIA (1)

Davis Zemgulis

► BY ELIGIBILITY

GRADUATE (1)

Julian Moore

SENIORS (1)

Shep Garner

JUNIORS (3)

Satchel Pierce

Josh Reaves

Davis Zemgulis

SOPHOMORES (5)

Nazeer Bostick

Tony Carr

Grant Hazle

Lamar Stevens

Mike Watkins

FRESHMEN (4)

Trent Buttrick

John Harrar

Taylor Nussbaum

Jamari Wheeler

► BY HEIGHT

Satchel Pierce 7-0

Julian Moore 6-10

John Harrar 6-9

Mike Watkins 6-9

Trent Buttrick 6-8

Lamar Stevens 6-8

Davis Zemgulis 6-6

Tony Carr 6-5

Grant Hazle 6-5

Josh Reaves 6-4

Nazeer Bostick 6-4

Shep Garner 6-2

Taylor Nussbaum

Mike Watkins

Jamari Wheeler 6-2

Jamari Wheeler 6-1

► BY MAJOR

Nazeer Bostick: Undergraduate Studies

Trent Buttrick: Undergraduate Studies

Tony Carr: Recreation, Park,

& Tourism Management

Shep Garner: English

John Harrar: Undergraduate Studies

Grant Hazle: Biology

Julian Moore (graduate): Information

Systems Technology

Taylor Nussbaum: Undergraduate Studies

Satchel Pierce: International Politics

Josh Reaves: Criminology

Lamar Stevens: Business Management

Mike Watkins: Criminology

Jamari Wheeler: Undergraduate Studies

Davis Zemgulis: Food Science

- In the November 27 kenpom.com rankings, Penn State is 36th overall and 15th in defensive efficiency.
- Five Nittany Lions are currently averaging in double-figure scoring with Tony Carr (20.0), Lamar Stevens (14.6), Josh Reaves (11.8) Mike Watkins (10.3) and Shep Garner (10.1).
- Penn State is tops in the Big Ten and ranked fourth in the nation in total steals with 77.
- Carr had 21 of his 31 points against Texas A&M in the first half and scored 12 in the final 3:55 of the period. The last time a Nittany Lion scored 20 or more points in a half was Shep Garner in the second half of the 2016-17 season opener with 23. Carr's 21-point total in the first half against the Aggies was the first time a Nittany Lion scored 20 or more points in the opening period since Talor Battle had 20 vs. Sacred Heart on December 22, 2008.
- Carr averaged 23.5 ppg and Stevens 17.5 ppg in the Legends Classic championship-round games at the Barclays Center with Carr the Nittany Lions' scoring leader in both games and Stevens the top rebounder. They were both selected to the Legends Classic All-Tournament team.

NITTANY LIONS VS. WOLFPACK

This is the 20th meeting between the Penn State and N.C. State with the Wolfpack holding a 16-3 advantage in the series. The last meeting came in 2012 when the two teams met in the Puerto Rico Tip-Off on November 15, 2012. Penn State's last win in the series was a 74-72 victory in the consolation game of the 2000 NIT at Madison Square Garden.

Date	Location	PS	NCS	Result
12/30/1949	H	40	50	L
3/22/1952	N	60	69	L
12/19/1953	A	74	89	L
12/9/1954	A	77	99	L
12/3/1955	A	42	78	L
12/8/1956	A	60	66	L
12/7/1957	A	62	80	L
12/1/1958	A	54	70	L
12/1/1959	A	53	65	L
12/2/1963	A	60	64	L
12/27/1965	A	70	69	W
12/4/1976	A	61	87	L
12/10/1977	H	60	79	L
12/29/1978	A	58	80	L
11/25/1996	A	41	44	L
11/29/1997	H	61	57	W
3/30/2000	N	74	72	W-NIT
11/29/2000	A	76	84	L
11/15/2012	N	55	72	L

IN THE B1G/ACC CHALLENGE

Penn State has won three-straight Big Ten/ACC Challenge games and seven of its last 10 meetings vs. ACC institutions in this event. The Nittany Lions hold an 8-8 record in 16 Challenge appearances. Atlantic Coast Conference men's basketball teams won five of the six final games in the 18th annual Big Ten/ACC Challenge in 2016 to win the Commissioner's Cup. Chambers is 4-2 in Big Ten/ACC Challenge games.

N.C. State is the eighth different ACC team the Nittany Lions will face in the Challenge and the fifth involved in multiple meetings. The last Challenge game between the Penn State and N.C. State occurred in 2000.

Year	Opponent	Result	Score
2016	Georgia Tech	W	64-60
2015	at Boston College	W	67-58
2014	Virginia Tech	W	61-58
2013	at Pittsburgh	L	78-69
2012	Boston College	L	73-61
2011	at Boston College	W	62-54
2010	Maryland	L	62-39
2009	at Virginia	W	69-67
2008	at Georgia Tech	W	85-83
2007	Virginia Tech	W	66-61
2006	at Georgia Tech	L	77-73
2005	Clemson	L	96-88
2004	Did not participate		
2003	Did not participate		
2002	at Clemson	L	79-70
2001	Clemson	L	79-66
2000	at N.C. State	L	84-76
1999	Clemson	W	85-75

NONCONFERENCE OPPONENTS

	Series Record	Last Result
Campbell	PS 1-0	W, 86-75, 11/10/17
FDU	PS 2-0	W, 81-57, 11/12/17
Montana	PS 1-0	W, 70-57, 11/15/17
Columbia	PS, 5-4	PS 79-65, 11/17/17
Pittsburgh	PS 76-72	PS, 85-54, 11/20/17
Texas A&M	TAM 4-0	TAM 98-87, 11/21/17
Oral Roberts	PS 1-0	PS 86-48, 11/24/17
N.C. State	NCS 16-3	NCS 72-55, 11/15/12
Geo. Washington	20-12	GW, 76-66, 12/8/15
George Mason	6-0	W, 77-73, 3/17/09
Binghamton	First Meeting	
Rider	PS 3-1	R 82-73, 11/23/07
Coppin State	PS 1-0	PS 66-49, 12/28/01

B1G OPPONENTS

	All B1G Games	B10 Tourney	Overall
Illinois	13-28	0-3	16-28
Indiana	11-35	2-2	11-37
Iowa	14-27	1-1	15-29
Maryland	1-3	--	9-12
Michigan	11-33	2-1	12-34
Michigan St.	8-33	2-1	8-37
Minnesota	14-31	0-3	14-33
Nebraska	6-6	2-0	8-7
Northwestern	29-17	1-2	29-18
Ohio State	13-34	1-4	15-37
Purdue	11-34	0-2	12-35
Rutgers	3-2	--	40-31
Wisconsin	10-35	1-1	10-35
TOTAL	144-318	12-20	199-373



MEN'S BASKETBALL

100%

NCAA GRADUATION
SUCCESS RATE

5TH CONSECUTIVE YEAR

#CLIMBWITHUS

MBB LEADS BIG TEN; POSTS FIFTH-STRAIGHT YEAR WITH 100% GSR

Penn State student-athletes continue to graduate well above their peers nationwide, delivering a record-tying academic performance, according to data announced by the National Collegiate Athletic Association (NCAA).

The NCAA's annual graduation rates study of institutions across the nation revealed Penn State student-athletes at the University Park campus earned a Graduation Success Rate (GSR) of 90 percent to tie the school's all-time record, previously set in the 2010 NCAA report. Nittany Lion students posted a 90 percent graduation rate compared to the 86 percent average for all Division I institutions for students entering from 2007-08 through the 2010-11 academic year.

The NCAA data revealed student-athletes from nine Penn State squads, including men's basketball, earned a Graduation Success Rate of 100 percent, an increase of two from last year's seven teams and up four from the 2015 total of five squads.

The men's basketball team had a perfect 100 percent GSR score for the fifth consecutive year and its graduation figure was 22 points higher than the Division I average (100 to 78 percent).

AGAINST THE ACC

Penn State is 148-191 in meetings against the current roster of Atlantic Coast Conference teams, which includes a 76-72 mark against Pittsburgh and 48-62 record against Syracuse, with both institutions joining the league in 2013.

The Nittany Lions faced three ACC teams in 2016-17 with games against Georgia Tech (2017 Big Ten/ACC Challenge, W, 67-60), No. 1 Duke (Hall of Fame Tip-Off -- L, 68-78) and Pittsburgh (Never Forget Tribute Classic, L 73-81).

AGAINST THE ACC

	Overall	Chambers era	Chambers career
Boston College	7-7	2-1	2-1
Clemson	1-3		
Duke	1-9	0-1	0-1
Florida State	1-3		
Georgia Tech	3-1	1-0	1-1
Louisville	0-1		
Miami (Fla.)	3-0		
North Carolina	1-4		
N.C. State	3-16	0-1	0-1
Notre Dame	3-1		
Pittsburgh	76-72	1-2	1-2
Syracuse	43-62		
Virginia	3-5		
Virginia Tech	2-6	1-0	1-0
Wake Forest	1-1		
Total	148-191	5-5	5-6

RISING IN RANKINGS

Penn State was ranked 40th in the 2017-18 preseason edition of the kenpom.com rankings and currently stands in 36th as of 11-28-2017. The Nittany Lions are 15th in Adjusted Defense and 64th in Adjusted Offense.

POINTS RISING

Just one of the indicators of Penn State's increase in its offensive output was the setting of the program's record for points scored in the Big Ten (1,262) and finish in the top 10 for total points (2,367) in 2016-17.

In comparing the season's figures after seven games, the current 82.0 points per game is second, so far, to the 2013-14 season, and nearly a nine-point difference from the 2016-17 and 20-point difference from Chambers' first season in 2011-12.

Season	Record	FG%	Scoring	
			7-game Avg.	Final Avg.
2017-18	6-1	47.9	82.0	
2016-17	4-3	41.8	73.1	71.7
2015-16	5-2	39.5	66.6	65.8
2014-15	6-1	45.1	76.0	66.9
2013-14	6-1	48.0	83.1	70.9
2012-13	4-3	36.5	59.1	61.6
2011-12	5-2	37.5	62.6	61.8

HOLDING OPPONENTS UNDER 60 POINTS

Oral Roberts became the fourth team in 2017-18 to be held to fewer than 60 points by the defensive-minded Nittany Lions and the 48-point total is the lowest total of the year so far. Pittsburgh scored 54 while consecutive opponents Fairleigh Dickinson and Montana were both held to a total of 57 points, that total ranking as the lowest by Montana since February 27, 2016 (54).

The 2015-16 season was the last time Penn State allowed less than 60 points to consecutive opponents against Bucknell (58) and Boston College (58).



NEW FACES, THE SEQUEL

Coach Patrick Chambers and the Penn State Men's Basketball program welcomed new Nittany Lions Myles Dread and Rasir Bolton to the family on November 8 when the pair signed their National Letters of Intent to enroll at Penn State and play for the Nittany Lions. The full press release is available here: gopsu.info/MBBDreadBolton.

PLAYER ACCOMPLISHMENTS

SCORING 10+	16-17	17-18	CAREER
Shep Garner	21	3	62
Tony Carr	26*	5	31
Lamar Stevens	21	5	26
Mike Watkins	16	3	19
Josh Reaves	6	5	17
Julian Moore	1		5
Satchel Pierce	--	1	3
Nazeer Bostick	--	3	3
Jamari Wheeler		1	1
Deivis Zemgulis	--		1

10+ REBOUNDS	16-17	17-18	CAREER
Mike Watkins	9	1	10
Tony Carr	2		2
Julian Moore	--		1
Josh Reaves	--		1

DOUBLE-DOUBLES	16-17	17-18	CAREER
Mike Watkins	8*	1	9
Tony Carr	2		2

20-POINT GAMES	16-17	17-18	CAREER
Tony Carr	7	3	10
Shep Garner	5	1	16
Lamar Stevens	5	2	7
Josh Reaves	2		2
Mike Watkins	1		1

30-POINT GAMES	16-17	17-18	CAREER
Shep Garner	--		1
Tony Carr	--	2	2

LED TEAM IN

SCORING	16-17	17-18	CAREER
Shep Garner	7	1	20
Tony Carr	8	4	12
Lamar Stevens	8	1	9
Mike Watkins	4		4
Josh Reaves	3		3
Jamari Wheeler	--	1	1
Nazeer Bostick	--	1	1
Julian Moore	1		1
Satchel Pierce	--		1 ^{yr}

REBOUNDING	16-17	17-18	CAREER
Mike Watkins	21	1	22
Tony Carr	7	1	8
Lamar Stevens	7	3	10
Julian Moore	2		7
Shep Garner	2		8
Josh Reaves	2	1	5
Jamari Wheeler	--	1	1
Deivis Zemgulis	--		1

ASSISTS	16-17	17-18	CAREER
Shep Garner	6	1	41
Tony Carr	23	4	27
Josh Reaves	6		15
Jamari Wheeler	--	2	2
Lamar Stevens	2	1	3
Mike Watkins	1		1
Julian Moore	--		2

BLOCKS	16-17	17-18	CAREER
Mike Watkins	27	5	32
Julian Moore	5		15
Josh Reaves	5		11
Lamar Stevens	5	3	8
Tony Carr	1		1
Nazeer Bostick	1		1

STEALS	16-17	17-18	CAREER
Shep Garner	8	1	32
Josh Reaves	18	3	31
Lamar Stevens	7	1	8
Mike Watkins	5		5
Tony Carr	4	1	5
Nazeer Bostick	2	1	3
Julian Moore	2		2
Jamari Wheeler	--	2	2

*Penn State freshman record

Penn State was 11-0 in 2016-17 when keeping its opponents below 70 points and all six Big Ten wins came when opponents were kept at or below 70 with two teams held under 60 points.

FIRST THINGS FIRST

Penn State became the first Big Ten team to record a win in the 2017-18 season with a late afternoon tipoff time vs. Campbell.

REAVES, PRINCE OF THIEVES

Junior Josh Reaves currently ranks in the NCAA top 10 individually for total steals (10th-18) and steals per game (8th-3.0). His defensive contributions have helped Penn State to a No. 4 national ranking with 77 total steals and No. 5 rank in steals per game (11.0).

Reaves had 60 steals in 2016-17, a total that was just on the outside of Penn State's single-season chart at 11th, quite an accomplishment since Reaves missed six games to start the season.

GARNER CRACKS TOP 20

Shep Garner finished his junior season with 1,183 career points and moved into sole possession of the No. 20 spot Friday against Campbell with eight points. He now has 1,254, passing Monroe Brown for 19th. Dan Earl is next on the list at 18th with 1,256 career points.

	PTS	FGM	3FG	FTM	
1.	2,213	722	317	452	Talor Battle, 2008-11
2.	2,138	738		662	Jesse Arnelle, 1952-55
3.	1,986	615	308	448	Joe Crispin, 1998-01
4.	*1,812	627	127	431	D.J. Newbill, 2013-15
5.	1,605	525	332	223	Pete Lisicky, 1995-98
11.	1,372	539	6	288	Jarrett Stephens, 1996-00
12.	1,369	413	206	337	Titus Ivory, 1997-01
13.	1,342	367	161	447	Freddie Barnes, 1989-92
14.	1,329	489		351	Ed Fogell, 1986-90
15.	1,310	406	21	477	John Amaechi, 1993-95
16.	1,289	463	183	183	Brandon Taylor, 2013-16
17.	1,288	500	1	287	Calvin Booth, 1995-99
18.	1,256	389	194	284	Dan Earl, 1993-99
19.	1,254	411	234	198	Shep Garner, 2013-present

FOR THREEEEEEEE.....

Garner is also moving up the Nittany Lions' rankings for career three-point field goals made. Garner connected on 82 treys in 2016-17, which placed him 10th on the single-season list, and he has a hold on the No. 4 spot with 18 this season. Garner ranks fourth in all-time attempts with 664. With 234 in his career, Garner is tied for 10th on the NCAA active career leader list.

CAREER 3-POINT FIELD GOALS

	3FG	3FGA	PCT	
1.	332	829	40.0	Pete Lisicky, 1994-98
2.	317	930	34.1	Talor Battle, 2008-11
3.	308	885	34.8	Joe Crispin, 1998-2001
4.	234	664	35.2	Shep Garner, 2014-present
5.	221	579	38.2	Danny Morrissey, 2005-09

CENTENNIAL GAMES

On a team dominated with youth, two Nittany Lions have eclipsed the century mark for games played. Senior Shep Garner played in his 100th game as a Nittany Lion in the season opener vs. Campbell and graduate student Julian Moore reached the 100-game milestone at the end of the 2016-17 season.

BLOCK PARTY

Redshirt sophomore Mike Watkins has 21 of the Nittany Lions' 42 blocked shots on the year, a total that has Penn State ranked 10th nationally for total blocked shots and 22nd for blocked shots per game (6.0).

Individually, Watkins is second among active career leaders with 2.84 per game. His 2017-18 totals place him fifth nationally (21) and sixth with his average of 3.50 per game.

SWAT-KINS

With 21 blocks so far this season, Mike Watkins now has the No. 4 spot on Penn State's career list. The Philadelphia, Pa., native contributed 90 blocked shots to Penn State's record team total in 2016-17. He entered the 2017-18 season tied for 10th on the career list and he is now in fourth place with 111.

CAREER BLOCKED SHOTS

	BLK	BPG	
1.	428	3.8	Calvin Booth, 1995-99
2.	191	2.3	John Amaechi, 1993-95
3.	133	1.5	Jordan Dickerson, 2014-16
4.	111	2.84	Mike Watkins, 2017-present
5.	110	1.4	Jan Jagla, 2002-04
6.	107	0.8	G. Cline-Heard, 1998-2001
7.	100	0.9	Donovan Jack, 2013-16
8.	99	0.9	Carvin Jefferson, 1976-79
9.	91	0.7	Brandon Taylor, 2013-16
10.	90	0.7	Ed Fogell, 1986-90

STAYING ON TOP

Mike Watkins not only set the Penn State freshman mark for rebounds, he also claimed the top spot for career field goal percentage at 59.0 percent following his rookie campaign. Watkins, who went a combined 13-16 last week against Pittsburgh (6-6), Texas A&M (3-5) and Oral Roberts (4-5) last week, is 27-36 (75.0 percent) from the field so far in 2017-18 and now 61.3 percent in his career.

CAREER FG PERCENTAGE

	PCT	FGM	FGA	
1.	61.3	155	253	Mike Watkins, 2016-present
2.	58.3	539	924	Jarrett Stephens, 1996-00
3.	54.6	301	551	Andrew Jones, 2008-11
4.	54.2	162	299	Sasa Borovnjak, 2009-13
5.	53.9	489	907	Ed Fogell, 1986-90

CARR'S FRESHMAN 26

Tony Carr scored in double figures 26 times during his freshman season -- another Penn State rookie record to his credit. In addition to his 139 assists in 2016-17, he topped Jesse Arnelle (23) for most games with 10 or more points in a freshman season.

PENN STATE CAREER 20-PLUS POINT GAMES

Shep Garner (17)

- 30 at Boston College, 12/2/2015
- 26 vs. Columbia, 11/17/2017
- 26 vs. Colorado, 12/22/2015
- 25 vs. Albany, 11/11/2016
- 25 vs. Ohio State, 3/10/2016
- 24 vs. Rutgers, 2/4/2017
- 22 vs. Illinois, 3/6/2016
- 22 at Michigan State, 2/28/2016
- 22 vs. Nebraska, 2/25/2016
- 22 vs. Michigan (MSG), 1/30/2016
- 22 at George Washington, 12/8/2015
- 21 vs. St. John's, 12/18/2016
- 20 vs. Minnesota, 1/5/2016
- 20 vs. Cincinnati, 11/20/2016
- 20 vs. Ohio State, 2/28/2017
- 20 at Rutgers, 2/20/2016

Tony Carr (10)

- 33 vs. Campbell, 11/10/2017
- 31 vs. Texas A&M, 11/21/2017 >>
- 24 vs. Indiana, 1/18/2017
- 23 at Indiana (3ot), 2/1/2017
- 21 vs. Purdue, 2/21/2017
- 21 vs. Ohio State, 2/28/2017
- 20 vs. Fairleigh Dickinson, 11/12/2017
- 20 at Minnesota, 2/25/2017
- 20 vs. Duke, 11/19/2016
- 20 vs. Duquesne, 11/13/2016 **

Lamar Stevens (7)

- 26 at Indiana (3ot), 2/1/2017
- 25 vs. Montana, 11/15/2017
- 25 vs. Texas A&M, 11/21/2017 >>
- 25 vs. Maryland, 2/7/2017
- 24 vs. Duquesne, 11/13/2016 **
- 21 at Illinois, 2/11/2017
- 20 vs. Morgan State, 12/21/2016

Josh Reaves (2)

- 25 at Iowa, 3/5/2017
- 22 vs. Northwestern, 12/27/2016

Mike Watkins (1)

- 20 at George Washington, 11/26/2016

** Carr and Stevens scored 20+ points in the same game in 2017-18

>> Carr and Stevens scored 20+ points in the same game in 2016-17

PENN STATE CAREER 30-PLUS POINT GAMES

Tony Carr (2)

- 33 vs. Campbell, 11/10/2017
- 31 vs. Texas A&M, 11/21/2017

Shep Garner (1)

- 30 at Boston College, 12/2/2015

NITTANY LIONS RECORD WHEN

At home	5-0
On road	--
Neutral	1-1
vs. Top-25 teams	0-1
Leading at the half	6-0
Trailing at the half	0-1
Lead w/ 5:00 to play	6-0
Trail w/ 5:00 to play	0-1
In overtime(s)	--
Wearing white	4-0
Wearing gray	--
Wearing blue	1-1
Wearing pink and black	1-0
Game decided by 1-5 pts	--
Game decided by 6-10 pts	--
Game decided 11-15 pts	3-1
Game decided by 16+ pts	2-0
PSU scores < 60 points	--
PSU scores 60-69 pts	--
PSU scores 70-79 pts	2-0
PSU scores 80-89 pts	4-1
PSU scores 90+ pts	--
PSU scores 100+ pts	--
Opp. scores < 60 pts	4-0
Opp. scores 60-69 pts	1-0
Opp. scores 70-79 pts	1-0
Opp. scores 80-89 pts	--
Opp. scores 90-99 pts	0-1
Opp. scores 100+ pts	--
1 PSU player scores 10+	--
2 PSU players score 10+	1-1
3 PSU players score 10+	1-0
4 PSU players score 10+	1-0
5 PSU players score 10+	2-0
6 PSU players score 10+	1-0
PSU outrebounds opp.	4-0
Opp. outrebounds PSU	1-1
PSU has more turnovers	--
Opp. has more turnovers	5-1
Turnovers are equal	1-0
FG% over 40%	5-1
FG% less than 40%	1-0
Opp. FG% over 40%	2-1
Opp. FG% less than 40%	4-0
PSU outshoots opp.	5-0
Opp. outshoots PSU	1-1
In November	6-1
In December	--
In January	--
In February	--
In March	--
On Sunday	1-0
On Monday	1-0
On Tuesday	0-1
On Wednesday	1-0
On Thursday	--
On Friday	3-0
On Saturday	--



THE "CLIMB" CONQUERED

Coach Patrick Chambers led more than 20 members of the "Legion of Blue" student section, the Nittany Lion mascot, media and staff members to the top of Mount Nittany in September.

Tied into the Nittany Lions' social media hashtag #ClimbWithUs, the hike covered 1.2 miles round trip and reached an elevation of 1,900 feet. The top of Mount Nittany offers views of the Bryce Jordan Center, Beaver Stadium, the University Park campus and State College.

CARR'S FRESHMAN 28

When Carr was asked during media day if he had gained 28 pounds in the offseason, the Philadelphia, Pa., native was quick to quip that he gained 28 pounds of *muscle* to his frame, now weighing in, literally, at 204 for his sophomore season.

KING WHEELER

Freshman Jamari Wheeler has provided a spark for the Nittany Lions, averaging nearly 20 minutes of action in three games last week. The Live Oak, Fla., native went 8-12 (66.7 %) from the field, dished out six assists and had eight steals and a block. Against 16th-ranked Texas A&M, Wheeler had two steals that lead directly to layups in the second half, the second punctuating a Penn State rally to trim the Aggie lead to five.

Against Oral Roberts, Wheeler started out quickly with six points and two steals in his first four minutes of play. He finished with a game-high and career-high 14 points and led the Nittany Lions with seven rebounds, and five steals, also career bests. He had five career bests on the day and tied his career total with four assists. He recorded his first career three-point field goal as a Nittany Lion. The five steals are a season-high for a Nittany Lion.

MINUTE BY MINUTE

An injury at the end of 2016-17 sidelined sophomore guard Nazeer Bostick for the remainder of the season, just as his minutes on the floor were increasing. So far in 2017-18, Bostick is first off the bench and is averaging 20.3 minutes per game. The Philadelphia, Pa., native

had his first career start against (Columbia (11-17) and played a career-high 35 minutes, producing 10 points and a career-best eight rebounds. Against Pittsburgh, he had 10 points with four assists and four steals with no turnovers. He shared the team scoring lead with Jamari Wheeler with 14 points against Oral Roberts (11-24).

20/20 TIMES 2

Tony Carr (31) and Lamar Stevens (25) replicated a tandem of 20-plus point efforts against 16th-ranked Texas A&M Tuesday night when they both scored 20-plus points in a game. The tandem accomplished the feat last against Duquesne (11/13/16).

With Stevens' and Carr's 20-plus points in November 2016, it marked the first time since March 15, 1989 that two Penn State freshmen posted 20 or more points in the same game, when Freddie Barnes (24) and Monroe Brown (32) pulled off the feat against Murray State in the opening round of the NIT.

PHILLY SIX NOW SEVEN

With the addition of freshman John Harrar from Wallingford, seven Nittany Lions on the 2017-18 roster hail from the Philadelphia area. Nazeer Bostick, Tony Carr, Shep Garner and Lamar Stevens represent Roman Catholic High School. Mike Watkins is from The Phelps School and Julian Moore is from Germantown Academy.

RETURNING FIREPOWER

Penn State is one of 16 teams in the nation that returned 70 percent or more of its scoring, rebounding and assists from 2016-17.

Team	2016-17 Percentages		
	Pts	Reb	Assts
Bradley	96.8	95.8	98.4
Colgate	93	93.5	90.1
Cornell			
Hawai'i	71	75	77
Idaho	84.8	74.6	81.5
Iowa	73.7	82	77
Minnesota	87.1	91.8	90.9
Navy	82	73	87
No. Kentucky	77	84	84
Oakland	82	82	82
Penn State	80.8	87.8	81.8
Saint Joseph's	89	82	88
Seton Hall	90.5	89.8	72
SFA	75	84.1	70.7
USC	97.9	96.6	99.3
Wichita State	91.2	91.2	83.5

SCORE BY THE NUMBERS

Five of the six top scorers from a year ago return for Penn State in 2017-18, accounting for 77 percent of the team's total points last season. The 2016-17 freshmen trio of Tony Carr (13.2 ppg), Lamar Stevens (12.7 ppg) and Mike Watkins (7.7 ppg) contributed nearly half of the points.

BIG WINS

Penn State won a combined 13 Big Ten games in back-to-back seasons for just the seventh time in 25 years of Big Ten play. The Nittany Lions have had at least six league wins in consecutive years just three times previously. (93-95, 94-96 and 07-09). Penn State's Jan. 1 win over Rutgers marked its earliest Big Ten win since the 2010-2011 season.

EVERY DAY OF THE WEEK

Penn State will play at least one scheduled basketball game on every day of the week during the 2017-18 season. Big Ten games also, for the first time ever, span the week. The Nittany Lions play Northwestern (1/5/18) in the BJC for their first-ever Friday regular season conference game at home.

AND FIVE TIMES ON SUNDAY

Five Nittany Lion games are slated for Sundays, two during the nonconference portion of the schedule versus Farleigh Dickinson (11/12) in the BJC and at George Mason (12/17). The remaining three Sunday games are against league opponents, take place in February, and all are on the road (2/11 at Illinois, 2/18 at Purdue and 2/25 at Nebraska).

NEW TO THE NITTANY LIONS

Four teams on the 2017-18 schedule are first-time opponents for Penn State, including Friday's opponent: Oral Roberts, Binghamton, Campbell and Montana. The Nittany Lions are now 3-0 against first-time opponents after defeating Campbell in the opener and Montana and Oral Roberts in the Legends Classic University Park Regional games. Coach Chambers faced Binghamton four times at Boston University with a 4-0 record against the Bearcats.

THE HOMESTAND

Penn State started the 2017-18 season with four home games over the span of eight days -- all at the Bryce Jordan Center. This opening homestand is the longest in coach Patrick Chambers' tenure -- previously three to tipoff the 2011-12 season -- and matches Penn State's four-game homestand to open the 2010-11 campaign. The Nittany Lions started 2-0 with wins over Campbell (86-75), scoring

NCAA / Big Ten Statistical Rankings top 80 // through 11-27-2017

TEAM	NCAA Rank	BT Rank
Total Steals	77	4
Steals Per Game	11.0	5
Total Blocks	42	10
Turnovers Forced	18.86	19
Blocked Shots Per Game	6.0	22
Turnover Margin	5.1	24
Free Throw Attempts	174	27
Won-Lost Percentage	85.7	29
Free Throws Made	123	31
Scoring Margin	17.1	41
Total Rebounds	263	59
Scoring Defense	64.9	59
Scoring Offense	82.0	76

INDIVIDUAL	NCAA Rank	BT Rank
------------	-----------	---------

Points Per Game		
Tony Carr	20.0	54

Total Blocks		
Mike Watkins	21	5

Blocked Shots Per Game		
Mike Watkins	3.50	6

Free Throws Made		
Tony Carr	31	73

Total Steals		
Josh Reaves	18	10
Jamari Wheeler	14	48

Steals Per Game		
Josh Reaves	3.0	8

3-PT Field Goals Made		
Shep Garner	18	72

Assist to Turnover Ratio		
Tony Carr	2.90	68



BASKETBALL IN THE BAHAMAS

Penn State traveled to the Bahamas for its foreign tour trip during the summer of 2017. While the Nittany Lions went 2-0 on their trip, including a double-overtime thriller in the first contest, they also got to experience some of the activities and culture of the islands. Coach Chambers, staff members and several players conducted a clinic on a nearby island on one of the first days after arrival.

NCAA champion, Olympian and Penn State alumnus Mike Sands, who now serves as the president of the Bahamas Association of Athletic Associations, was on hand for in the Nittany Lions' first win and visited with members of the coaching staff after the game.

An afternoon of snorkeling off the coast was scheduled as a break from practices and games and the team also met a group of elaborately costumed Junkanoo musicians playing traditional rhythms with trumpets, drums and percussion instruments.

and Nebraska and the ninth overtime game in the tournament's 20-year history.

AND UNDER 40

The Nittany Lions were 9-1 in 2016-17 when holding opponents under 40 percent shooting from the field. The lone loss was to then-No. 14 Purdue, who shot 39.7 percent Feb. 21 in the BJC.

Penn State holds a 55-18 record under head coach Patrick Chambers when limiting opponents to a sub-40 percent FG%.

TOPS IN TURNOVERS

Penn State led the Big Ten in forced turnovers in 2016-17. PSU opponents averaged 14.8 turnovers on the season and 14.5 in Big Ten play. Opponents had the same or more turnovers in all but four games.

ROOKIE MAJORITY

Penn State's 2016-17 season-opening lineup featured three players with freshman eligibility: Tony Carr, Lamar Stevens and Mike Watkins. It is the first time in program history three rookies have started in the season opener, and the first time at least three freshmen have started in any game since the final three games of the 2007-08 season.

The 2016-17 season opener was the third consecutive that featured at least one true freshman in the starting lineup with Josh Reaves starting last season and Shep Garner in 2014-15.

WELCOME HOME

Penn State's Philadelphia natives showed out in front of their home crowd when Penn State played host to Michigan State Jan. 7 in the Palestra. They contributed 76 percent of the team's scoring in the 72-63 win, the Lions' first over the Spartans since 2011. Three of the Philadelphians (Stevens, Carr and Moore) finished in double-figure scoring.

RANKED FOES TESTED IN BJC

Penn State won four-consecutive games against ranked teams in the Bryce Jordan Center: No. 21 Maryland (2/7/2017), No. 24 Minnesota (1/14/2017), No. 4 Iowa (2/17/16) and No. 22 Indiana (2/6/2016).

Seven of Chambers' eight wins over ranked teams have come in front of a home crowd at the BJC.

SHARE THE LOVE

Seven players led the team in scoring at least once this in 2016-17 and six players combined for 24 outings with 20 or more points. According to research conducted by Memphis, Penn State, UMass and Memphis were the only schools with six players to tally at least 20 points in a game in 2016-17.

NEW PLACES

Penn State guard and alumnus Tim Frazier (2009-14), who spent the 2016-17 season with the NBA's New Orleans Pelicans, was acquired by the Washington Wizards on the eve of the league's 2017 draft. In his final 15 games of last season, he dished out 76 assists while only committing 10 turnovers. He currently ranks second behind Russell Westbrook in the NBA's list of assist leaders per 36 minutes with 12.5. Nittany Lion D.J. Newbill inked a new contract for 2017-18 and will play with the NBL's New Zealand Sky City Breakers.

Other Nittany Lion alumni will compete for new teams this year as Talor Battle is now with Petrol Olimpija in Ljubljana, Slovenia and both Brandon Taylor (Jamtland, Sweden) and Donovan Jack (Bayer Giants Leverkusen) signed with new clubs in August.

THE PENN STATE COACHES SHOW PRESENTED BY PEPSI

"The Penn State Coaches Show – Featuring Pat Chambers and Presented by Pepsi" with Steve Jones and Roger Corey, airs live from Primanti Brothers in State College Thursday nights from 6:05-7:00 p.m. beginning November 30, 2017, and ending in early March. "The Penn State Coaches Show" and game broadcasts can also be heard for free via www.GoPSUsports.com/lionvision. The Penn State Sports Network is syndicated by Penn State Sports Properties, a property of Learfield.

PENN STATE SPORTS NETWORK

More than 40 radio stations in Pennsylvania and New York will carry Nittany Lion Basketball games during the 2017-18 season. Radio announcer Steve Jones, in his 36th year with Penn State, will handle the play-by-play with USBWA Hall of Famer Dick Jerardi of the Philadelphia Daily News serving as analyst. Broadcasts begin 30 minutes prior to tip-off with the "Penn State Bookstore Pregame Show." Broadcasts conclude with the PA Propane Association Postgame Show post-game show featuring coach and player interviews, game statistics and scores from around the nation.

Broadcasts are also available on SiriusXM with specific channels for each game announced in game notes. A station carrying a partial schedule is denoted by an asterisk (*).

City/Market	Station	Signal
Allentown/ Bethlehem/		
Easton*	WAEB	790-AM
Altoona	WVAM	1430-AM
Apollo	WAVL	910-AM
Avoca	WILK	103.1-FM
Bedford	WAYC	1600-AM
Bradford	WAGL	103.9-FM
Bradford	WAGL	99.1-FM
Clarion	WCCR	92.7-FM
Clearfield	WCPA	900-AM
Corry	WWCB	1370-AM
Coudersport	WAGL	103.9-FM
Coudersport	WAGL	99.1-FM
Erie	WPSE	1450-AM
Erie	WPSE	107.1-FM
Greensburg	WAVL	98.7-FM
Harrisburg	Sports Radio	96.5-FM
Harrisburg	Sports Radio	95.3-FM
Harrisburg	Sports Radio	1400-AM
Harrisburg	Sports Radio	93.5-FM (HD)
Hazleton	WKZN	1300-AM
Kane	WAGL	103.9-FM
Kane	WAGL	99.1-FM
Lansdale	WNPV	1440-AM
Lebanon	WLBR	1270-AM
Lewistown	WLIU	670-AM
Lewistown	WLIU	92.9-FM
New York Metro*	WVNJ	1160-AM
Oil City	WKQW	96.3-FM
Oil City	WKQW	1120-AM
Philadelphia	WNTP	990-AM
Philadelphia		
(if conflicts on WNTP)	WFIL	560-AM
Pittsburgh	KQV	1410-AM
Pottsville	WPPA	1360-AM
Reading	WIOV	1240-AM
Reading	WIOV	98.5-FM
Scranton	WBZU	910-AM
Smethport	WAGL	103.9-FM
Smethport	WAGL	99.1-FM
State College	WQWK	1450-AM
Sunbury	WKOK	1070-AM
Towanda	WTTC	1550-AM
Troy	WTZN	1310-AM
Tyrone	WTRN	1340-AM
Tyrone	WTRN	100.7-FM
Wilkes-Barre	WILK	980-AM
Williamsport	WRAC	1400-AM
York / Red Lion	WGLD	1440-AM

2017-18 OVERALL STATISTICS

RECORD:	OVERALL	HOME	AWAY	NEUTRAL
ALL GAMES	6-1	5-0	0-0	1-1
CONFERENCE	0-0	0-0	0-0	0-0
NON-CONFERENCE	6-1	5-0	0-0	1-1

##	Player	gp-gs	min	avg	Total		3-Point		F-Throw		Rebounds				pf	dq	a	to	blk	stl	pts	avg			
					fg-fga	fg%	3fg-fga	3fg%	ft-fta	ft%	off	def	tot	avg											
10	Carr, Tony	6-6	169	28.2	38-76	.500	13-20	.650	31-37	.838	3	20	23	3.8	10	0	29	10	0	9	120	20.0			
11	Stevens, Lamar	7-7	212	30.3	35-79	.443	4-17	.235	28-35	.800	12	35	47	6.7	14	1	16	20	10	7	102	14.6			
23	Reaves, Josh	6-6	168	28.0	25-46	.543	7-20	.350	14-20	.700	9	19	28	4.7	15	1	13	9	5	18	71	11.8			
24	Watkins, Mike	6-6	128	21.3	27-36	.750	0-0	.000	8-12	.667	6	33	39	6.5	12	0	4	9	21	7	62	10.3			
33	Garner, Shep	7-7	205	29.3	25-65	.385	18-54	.333	3-6	.500	2	13	15	2.1	10	0	11	7	0	8	71	10.1			
04	Bostick, Nazeer	7-1	142	20.3	19-43	.442	0-3	.000	15-22	.682	8	12	20	2.9	9	0	7	10	0	9	53	7.6			
05	Wheeler, Jamari	7-0	141	20.1	12-30	.400	1-10	.100	5-9	.556	5	12	17	2.4	18	1	13	8	1	14	30	4.3			
03	Pierce, Satchel	7-0	83	11.9	6-18	.333	0-1	.000	15-24	.625	9	14	23	3.3	17	0	2	9	1	1	27	3.9			
44	Moore, Julian	7-2	80	11.4	7-14	.500	0-0	.000	4-6	.667	7	9	16	2.3	6	0	1	6	4	2	18	2.6			
21	Harrar, John	5-0	22	4.4	5-6	.833	0-0	.000	0-1	.000	4	1	5	1.0	4	0	0	2	0	1	10	2.0			
01	Zemgulis, Deivis	5-0	39	7.8	3-8	.375	2-6	.333	0-0	.000	5	2	7	1.4	3	0	2	2	0	1	8	1.6			
35	Buttrick, Trent	3-0	8	2.7	1-3	.333	0-0	.000	0-2	.000	2	2	4	1.3	2	0	0	1	0	0	2	0.7			
02	Nussbaum, Taylor	1-0	1	1.0	0-0	.000	0-0	.000	0-0	.000	0	0	0	0.0	0	0	0	0	0	0	0	0.0			
22	Hazle, Grant	1-0	2	2.0	0-0	.000	0-0	.000	0-0	.000	0	0	0	0.0	0	0	0	0	0	0	0	0.0			
Team											9	10	19												3
Total.....		7	1400		203-424	.479	45-131	.344	123-174	.707	81	182	263	37.6	120	3	98	96	42	77	574	82.0			
Opponents.....		7	1400		160-393	.407	47-130	.362	87-118	.737	66	162	228	32.6	142	-	77	132	28	42	454	64.9			

TEAM STATISTICS	PSU	OPP	Date	Opponent	Score	Att.
SCORING	574	454	11/10/17	CAMPBELL	w 86-75	8512
Points per game	82.0	64.9	11/12/17	FAIRLEIGH DICKINSON	w 81-57	5802
Scoring margin	+17.1	-	11/15/17	MONTANA	w 70-57	5854
FIELD GOALS-ATT	203-424	160-393	11/17/17	COLUMBIA	w 79-65	6529
Field goal pct	.479	.407	11/20/17	vs Pittsburgh	w 85-54	5904
3 POINT FG-ATT	45-131	47-130	11/21/17	vs Texas A&M	L 87-98	5081
3-point FG pct	.344	.362	11/24/2017	ORAL ROBERTS	w 86-48	4463
3-pt FG made per game	6.4	6.7	* - Conference game			
FREE THROWS-ATT	123-174	87-118				
Free throw pct	.707	.737				
F-Throws made per game	17.6	12.4				
REBOUNDS	263	228				
Rebounds per game	37.6	32.6				
Rebounding margin	+5.0	-				
ASSISTS	98	77				
Assists per game	14.0	11.0				
TURNOVERS	96	132				
Turnovers per game	13.7	18.9				
Turnover margin	+5.1	-				
Assist/turnover ratio	1.0	0.6				
STEALS	77	42				
Steals per game	11.0	6.0				
BLOCKS	42	28				
Blocks per game	6.0	4.0				
ATTENDANCE	31160	10985				
Home games-Avg/Game	5-6232	0-0				
Neutral site-Avg/Game	-	2-5492				

Score by Periods	1st	2nd	Totals
Penn State	278	296	574
Opponents	203	251	454

POINT DIFFERENTIAL																														
W											1	1	1											1	2					
MARGIN	1	2	3	4	5	6	7	8	9	10	11	12	13	14	15	16	17	18	19	20	21	22	23	24	25	26	27	28	29	30
L											1																			

2017-18 PENN STATE & OPPONENT HIGHS & LOWS

PENN STATE TEAM HIGHS

POINTS	87	vs. Texas A&M, 11/21/17
	86	ORAL ROBERTS, 11/24/2017
	86	CAMPBELL, 11/10/17
	85	vs. Pittsburgh, 11/20/17
	81	FAIRLEIGH DICKINSON, 11/12/17
FIELD GOALS MADE	34	vs. Pittsburgh, 11/20/17
	32	ORAL ROBERTS, 11/24/2017
FIELD GOAL ATTEMPTS	67	FAIRLEIGH DICKINSON, 11/12/17
	65	COLUMBIA, 11/17/17
	65	CAMPBELL, 11/10/17
FG PERCENTAGE	.576, 34-59	vs. Pittsburgh, 11/20/17
	.561, 32-57	ORAL ROBERTS, 11/24/2017
3 PT FG MADE	9	ORAL ROBERTS, 11/24/2017
	9	vs. Pittsburgh, 11/20/17
3 PT FG ATTEMPTS	23	COLUMBIA, 11/17/17
	22	vs. Pittsburgh, 11/20/17
3 PT FG PERCENTAGE	.500, 6-12	MONTANA, 11/15/17
	.450, 9-20	ORAL ROBERTS, 11/24/2017
FREE THROWS MADE	33	CAMPBELL, 11/10/17
	20	vs. Texas A&M, 11/21/17
FREE THROW ATTEMPTS	41	CAMPBELL, 11/10/17
	28	vs. Texas A&M, 11/21/17
FT PERCENTAGE	.818, 18-22	COLUMBIA, 11/17/17
	.805, 33-41	CAMPBELL, 11/10/17
REBOUNDS	44	CAMPBELL, 11/10/17
	42	vs. Pittsburgh, 11/20/17
	42	COLUMBIA, 11/17/17
	42	FAIRLEIGH DICKINSON, 11/12/17
ASSISTS	17	FAIRLEIGH DICKINSON, 11/12/17
	16	ORAL ROBERTS, 11/24/2017
	16	vs. Pittsburgh, 11/20/17
STEALS	18	FAIRLEIGH DICKINSON, 11/12/17
	14	ORAL ROBERTS, 11/24/2017
	14	vs. Texas A&M, 11/21/17
BLOCKED SHOTS	9	MONTANA, 11/15/17
	7	ORAL ROBERTS, 11/24/2017
	7	COLUMBIA, 11/17/17
TURNOVERS	23	FAIRLEIGH DICKINSON, 11/12/17
	15	MONTANA, 11/15/17
FOULS	24	CAMPBELL, 11/10/17
	21	vs. Texas A&M, 11/21/17

PENN STATE TEAM LOWS

POINTS	70	MONTANA, 11/15/17
	79	COLUMBIA, 11/17/17
	81	FAIRLEIGH DICKINSON, 11/12/17
FIELD GOALS MADE	24	CAMPBELL, 11/10/17
	25	MONTANA, 11/15/17
FIELD GOAL ATTEMPTS	50	MONTANA, 11/15/17
	57	ORAL ROBERTS, 11/24/2017
FG PERCENTAGE	.369, 24-65	CAMPBELL, 11/10/17
	.415, 27-65	COLUMBIA, 11/17/17
3 PT FIELD GOALS MADE	4	FAIRLEIGH DICKINSON, 11/12/17
	5	vs. Texas A&M, 11/21/17
	5	CAMPBELL, 11/10/17
3 PT FG ATTEMPTS	12	MONTANA, 11/15/17
	16	FAIRLEIGH DICKINSON, 11/12/17
3 PT FG PERCENTAGE	.250, 4-16	FAIRLEIGH DICKINSON, 11/12/17
	.263, 5-19	vs. Texas A&M, 11/21/17
	.263, 5-19	CAMPBELL, 11/10/17
FREE THROWS MADE	8	vs. Pittsburgh, 11/20/17
	13	ORAL ROBERTS, 11/24/2017
FREE THROW ATTEMPTS	18	vs. Pittsburgh, 11/20/17
	19	ORAL ROBERTS, 11/24/2017
FT PERCENTAGE	.444, 8-18	vs. Pittsburgh, 11/20/17
	.583, 14-24	MONTANA, 11/15/17
REBOUNDS	23	vs. Texas A&M, 11/21/17
	32	MONTANA, 11/15/17
ASSISTS	11	CAMPBELL, 11/10/17
	11	COLUMBIA, 11/17/17
STEALS	3	MONTANA, 11/15/17
	8	CAMPBELL, 11/10/17
BLOCKED SHOTS	4	CAMPBELL, 11/10/17
	5	vs. Texas A&M, 11/21/17
	5	vs. Pittsburgh, 11/20/17
	5	FAIRLEIGH DICKINSON, 11/12/17
TURNOVERS	10	vs. Texas A&M, 11/21/17
	10	ORAL ROBERTS, 11/24/2017
FOULS	13	ORAL ROBERTS, 11/24/2017
	14	COLUMBIA, 11/17/17

OPPONENT TEAM HIGHS

POINTS	98	vs. Texas A&M, 11/21/17
	75	CAMPBELL, 11/10/17
	65	COLUMBIA, 11/17/17
	57	MONTANA, 11/15/17
	57	FAIRLEIGH DICKINSON, 11/12/17
FIELD GOALS MADE	33	vs. Texas A&M, 11/21/17
	25	CAMPBELL, 11/10/17
FIELD GOAL ATTEMPTS	62	CAMPBELL, 11/10/17
	59	COLUMBIA, 11/17/17
FG PERCENTAGE	.611, 33-54	vs. Texas A&M, 11/21/17
	.426, 20-47	FAIRLEIGH DICKINSON, 11/12/17
3 PT FIELD GOALS MADE	10	vs. Pittsburgh, 11/20/17
	8	COLUMBIA, 11/17/17
3 PT FG ATTEMPTS	29	vs. Pittsburgh, 11/20/17
	23	CAMPBELL, 11/10/17
3 PT FG PERCENTAGE	.500, 6-12	vs. Texas A&M, 11/21/17
	.500, 5-10	FAIRLEIGH DICKINSON, 11/12/17
FREE THROWS MADE	19	CAMPBELL, 11/10/17
	12	FAIRLEIGH DICKINSON, 11/12/17
FREE THROW ATTEMPTS	23	CAMPBELL, 11/10/17
	18	FAIRLEIGH DICKINSON, 11/12/17
FT PERCENTAGE	.917, 11-12	COLUMBIA, 11/17/17
	.897, 26-29	vs. Texas A&M, 11/21/17
REBOUNDS	37	CAMPBELL, 11/10/17
	36	vs. Texas A&M, 11/21/17
ASSISTS	18	vs. Texas A&M, 11/21/17
	12	COLUMBIA, 11/17/17
STEALS	9	MONTANA, 11/15/17
	8	FAIRLEIGH DICKINSON, 11/12/17
BLOCKED SHOTS	8	CAMPBELL, 11/10/17
	5	vs. Texas A&M, 11/21/17
	5	MONTANA, 11/15/17
TURNOVERS	31	FAIRLEIGH DICKINSON, 11/12/17
	20	COLUMBIA, 11/17/17
FOULS	27	CAMPBELL, 11/10/17
	22	MONTANA, 11/15/17

OPPONENT TEAM LOWS

POINTS	48	ORAL ROBERTS, 11/24/2017
	54	vs. Pittsburgh, 11/20/17
	57	FAIRLEIGH DICKINSON, 11/12/17
	57	MONTANA, 11/15/17
	65	COLUMBIA, 11/17/17
FIELD GOALS MADE	18	vs. Pittsburgh, 11/20/17
	19	ORAL ROBERTS, 11/24/2017
FIELD GOAL ATTEMPTS	47	FAIRLEIGH DICKINSON, 11/12/17
	54	vs. Texas A&M, 11/21/17
FG PERCENTAGE	.310, 18-38	vs. Pittsburgh, 11/20/17
	.333, 19-57	ORAL ROBERTS, 11/24/2017
3 PT FIELD GOALS MADE	5	FAIRLEIGH DICKINSON, 11/12/17
	6	ORAL ROBERTS, vs. Texas A&M
	6	MONTANA, CAMPBELL
3 PT FG ATTEMPTS	10	FAIRLEIGH DICKINSON, 11/12/17
	19	COLUMBIA, 11/17/17
3 PT FG PERCENTAGE	.261, 6-23	CAMPBELL, 11/10/17
	.286, 6-21	MONTANA, 11/15/17
FREE THROWS MADE	4	ORAL ROBERTS, 11/24/2017
	7	MONTANA, 11/15/17
FREE THROW ATTEMPTS	7	ORAL ROBERTS, 11/24/2017
	12	COLUMBIA, 11/17/17
FT PERCENTAGE	.467, 7-15	MONTANA, 11/15/17
	.571, 4-7	ORAL ROBERTS, 11/24/2017
REBOUNDS	26	FAIRLEIGH DICKINSON, 11/12/17
	30	ORAL ROBERTS, 11/24/2017
ASSISTS	8	ORAL ROBERTS, 11/24/2017
	8	CAMPBELL, 11/10/17
	9	MONTANA, 11/15/17
STEALS	3	COLUMBIA, 11/17/17
	5	vs. Texas A&M, 11/21/17
	5	vs. Pittsburgh, 11/20/17
	5	CAMPBELL, 11/10/17
BLOCKED SHOTS	0	vs. Pittsburgh, 11/20/17
	3	ORAL ROBERTS, 11/24/2017
	3	FAIRLEIGH DICKINSON, 11/12/17
TURNOVERS	15	MONTANA, 11/15/17
	18	CAMPBELL, 11/10/17
FOULS	13	ORAL ROBERTS, 11/24/2017
	17	COLUMBIA, 11/17/17

Home games indicated by CAPS.

2016-17 STARTERS

OPP.	G	G	G/F	F	F/C	Rec
Albany	Carr	Garner	Samuel	Stevens	Watkins	0-1
Duquesne	Carr	Garner	Banks	Stevens	Watkins	1-0
GRAND CANYON	Carr	Garner	Banks	Stevens	Watkins	2-0
vs. Duke	Carr	Garner	Banks	Stevens	Watkins	2-1
vs. Cincinnati	Carr	Garner	Banks	Stevens	Watkins	2-2
COLGATE	Carr	Garner	Banks	Stevens	Watkins	3-2
@ Geo. Wash.	Carr	Garner	Banks	Stevens	Watkins	4-2
GA. TECH	Carr	Garner	Banks	Stevens	Watkins	5-2
WRIGHT ST.	Carr	Garner	Banks	Stevens	Watkins	6-2
GEO. MASON	Carr	Garner	Banks	Stevens	Watkins	6-3
vs. Pitt	Carr	Garner	Reaves	Stevens	Watkins	0-1
@ St. John's	Carr	Garner	Reaves	Stevens	Watkins	1-1
MORGAN ST.	Carr	Garner	Reaves	Stevens	Watkins	2-1
N'WESTERN	Carr	Garner	Reaves	Stevens	Watkins	2-2
@ Rutgers	Carr	Reaves	Banks	Stevens	Moore	1-0
@ Michigan	Carr	Reaves	Banks	Stevens	Moore	1-1
vs. Michigan St.	Carr	Garner	Reaves	Stevens	Moore	1-0
MINNESOTA	Carr	Garner	Reaves	Stevens	Moore	2-0
INDIANA	Carr	Garner	Reaves	Stevens	Moore	2-1
@ Purdue	Carr	Garner	Reaves	Stevens	Watkins	2-3
@ Wisconsin	Carr	Garner	Reaves	Stevens	Moore	2-2
ILLINOIS	Carr	Garner	Reaves	Stevens	Moore	3-2
@ Indiana	Carr	Garner	Reaves	Stevens	Moore	3-3
RUTGERS	Carr	Garner	Reaves	Stevens	Moore	3-4
MARYLAND	Carr	Garner	Reaves	Stevens	Watkins	3-3
at Illinois	Carr	Garner	Reaves	Stevens	Watkins	4-3
at Nebraska	Carr	Garner	Reaves	Stevens	Watkins	4-4
PURDUE	Carr	Garner	Reaves	Stevens	Watkins	4-5
at Minnesota	Carr	Garner	Reaves	Stevens	Watkins	4-6
OHIO STATE	Carr	Garner	Reaves	Stevens	Watkins	4-7
at Iowa	Carr	Garner	Reaves	Stevens	Watkins	4-8
Nebraska	Carr	Reaves	Banks	Stevens	Watkins	1-0
Michigan State	Carr	Reaves	Banks	Stevens	Watkins	1-1

2017-18 STARTERS

OPP.	G	G	G/F	F	F/C	Rec
Campbell	Carr	Garner	Reaves	Stevens	Moore	1-0
Fairleigh Dickinson	Carr	Garner	Reaves	Stevens	Watkins	1-0
Montana	Carr	Garner	Reaves	Stevens	Watkins	2-0
Columbia	Bostick	Garner	Moore	Stevens	Watkins	1-0
vs. Pittsburgh	Carr	Garner	Reaves	Stevens	Watkins	3-0
Texas A&M	Carr	Garner	Reaves	Stevens	Watkins	3-1
Oral Roberts	Carr	Garner	Reaves	Stevens	Watkins	4-1
at N.C. State						
at Iowa						
Wisconsin						
Geo. Washington						
at George Mason						
Binghamton						
Rider						
Coppin State						
at Maryland						
Northwestern						
at Indiana						
Nebraska						
Minnesota						
at Northwestern						
at Ohio State						
Rutgers						
at Michigan State						
Iowa						
Maryland						
at Illinois						
Ohio State						
at Purdue						
Michigan						
at Nebraska						

THE STAT CREW SYSTEM
Penn State Team Game-by-Game Comparison (as of Nov 24, 2017)
All games

Opponent	1st	2nd	Score	Mar	Total FG	FG Pct	3-Pointers	3FG Pct	Free Throws	FT Pct	Rebounds	Assist	T/Over	Block	Steal	Fouls	
CAMPBELL	36/28	50/47	86-75	+11	24-65/25-62	.369/.403	5-19/6-23	.263/.261	33-41/19-23	.805/.826	44/37	+7	11/8	14/18	4/8	8/5	24/27
FAIRLEIGH DICKINSON	45/29	36/28	81-57	+24	30-67/20-47	.448/.426	4-16/5-10	.250/.500	17-22/12-18	.773/.667	42/26	+16	17/11	23/31	5/3	18/8	18/21
MONTANA	34/29	36/28	70-57	+13	25-50/22-56	.500/.393	6-12/6-21	.500/.286	14-24/7-15	.583/.467	32/34	(2)	12/9	15/15	9/5	3/9	15/22
COLUMBIA	38/35	41/30	79-65	+14	27-65/23-59	.415/.390	7-23/8-19	.304/.421	18-22/11-12	.818/.917	42/33	+9	11/12	13/20	7/4	10/3	14/17
Pittsburgh	47/21	38/33	85-54	+31	34-59/18-58	.576/.310	9-22/10-29	.409/.345	8-18/8-14	.444/.571	42/32	+10	16/11	11/14	5/0	10/5	15/21
Texas A&M	40/42	47/56	87-98	(11)	31-61/33-54	.508/.611	5-19/6-12	.263/.500	20-28/26-29	.714/.897	23/36	(13)	15/18	10/16	5/5	14/5	21/21
ORAL ROBERTS	38/19	48/29	86-48	+38	32-57/19-57	.561/.333	9-20/6-16	.450/.375	13-19/4-7	.684/.571	38/30	+8	16/8	10/18	7/3	14/7	13/13

Note: Game totals are displayed in the format TEAM/OPPONENT for each category

2017-18 GAME-BY-GAME LEADERS

	OPP.	RESULT	DBL FIG	POINTS	REBOUNDS	ASSISTS	BLOCKS
11/10	CAMPBELL	W, 86-75	2	Carr (33)	Carr (9)	Carr (7)	Stevens (2)
11/12	FAIRLEIGH DICKINSON	W, 81-57	5	Carr (20)	Reaves (9)	Carr (7)	Watkins (3)
11/15	MONTANA	W, 70-57	3	Stevens (25)	Stevens (7)	Garner/Wheeler (3)	Watkins (4)
11/17	COLUMBIA	W, 79-65	5	Garner (26)	Watkins (14)	Wheeler (4)	Watkins (6)
11/20	vs. Pittsburgh	W, 85-54	6	Carr (16)	Stevens (8)	Carr (5)	Watkins (3)
11/21	vs. I6/18 Texas A&ML	87-98	2	Carr (31)	Stevens (7)	Stevens (5)	Watkins/Stevens (2)
11/24	ORAL ROBERTS	W, 86-48	4	Bostick/Wheeler (14)	Wheeler (7)	Carr (5)	Watkins (3)

2016-17 GAME-BY-GAME LEADERS

	OPP.	RESULT	POINTS	REBOUNDS	ASSISTS	BLOCKS
11/11	ALBANY	L, 87-81	Garner (25)	Watkins (7)	Carr/Garner (4)	Watkins (5)
11/13	DUQUESNE	W, 82-74	Stevens (24)	Carr (7)	Stevens/Garner (5)	Watkins (5)
11/15	GRAND CANYON	W, 85-76	Stevens (19)	Moore (9)	Samuel (7)	Watkins (5)
11/19	vs. Duke	L, 78-68	Carr (20)	Four w/ 6	Carr/Garner (3)	Stevens (3)
11/20	vs. Cincinnati	L, 71-50	Garner (20)	Watkins (11)	Carr (4)	Watkins (2)
11/23	COLGATE	W, 72-59	Banks (20)	Watkins/Carr (7)	Garner (4)	Moore (2)
11/26	@ Geo. Wash.	W, 74-68	Watkins (20)	Watkins/Reaves (8)	Carr (5)	Watkins (4)
11/29	GA. TECH	W, 67-60	Garner (17)	Watkins (12)	Garner (4)	Watkins (5)
12/3	WRIGHT ST.	W, 72-50	Garner (17)	Carr (12)	Carr (5)	Watkins (8)
12/7	GEO. MASON	L, 85-66	Banks (21)	Stevens (8)	Samuel (5)	Stevens/Watkins (2)
12/10	vs. Pitt	L, 81-73	Watkins (17)	Watkins (15)	Stevens (4)	Watkins (2)
12/18	@ St. John's	W, 92-76	Garner (21)	Watkins (13)	Carr (6)	Watkins (3)
12/23	MORGAN ST.	W, 96-55	Stevens (20)	Carr (10)	Carr (8)	Watkins (3)
12/27	NORTHWESTERN	L, 87-77	Reaves (23)	Watkins (8)	Reaves (4)	Watkins (3)
1/1	@ Rutgers	W, 60-47	Banks (20)	Stevens/Watkins (8)	Carr/Garner (3)	Moore (2)
1/4	@ Michigan	L, 72-69	Stevens (16)	Stevens/Watkins (9)	Carr (3)	Reaves/ Watkins (2)
1/7	vs. Michigan St.	W, 72-63	Stevens (18)	Watkins (9)	Reaves (6)	Reaves/Moore (2)
1/14	MINNESOTA	W, 52-50	Watkins (15)	Watkins (15)	Reaves (3)	Stevens (2)
1/18	INDIANA	L, 78-75	Carr (24)	Stevens (6)	Reaves (3)	Five w/ 1
1/21	@ Purdue	L, 77-52	Reaves (12)	Carr (6)	Carr (4)	Watkins (3)
1/24	@ Wisconsin	L, 82-55	Carr/Banks (12)	Reaves/Stevens(6)	Carr (4)	Watkins (2)
1/28	ILLINOIS	W, 71-67	Garner (18)	Watkins (9)	Three w/ 3	Reaves (3)
2/1	@ Indiana	L, 110-102 (3ot)	Stevens (26)	Watkins (11)	Carr (14)	Watkins (2)
2/4	RUTGERS	L, 70-68	Garner (24)	Watkins (8)	Carr (4)	Carr (2)
2/7	MARYLAND	W, 70-64	Stevens (25)	Watkins (9)	Carr (3)	Watkins (4)
2/11	at Illinois	W, 83-70	Banks (24)	Watkins (9)	Carr (3)	Watkins (2)
2/14	at Nebraska	L, 82-66	Carr (15)	Stevens/Carr (7)	Three w/ 2	Watkins (2)
2/21	PURDUE	L, 74-70 (ot)	Carr (21)	Watkins (13)	Carr (7)	Watkins (3)
2/25	at Minnesota	L, 81-71	Carr (20)	Garner (8)	Carr (7)	Watkins (3)
2/28	OHIO STATE	L, 71-70	Carr (21)	Watkins (7)	Carr (4)	Watkins (3)
3/5	at Iowa	L, 90-79	Reaves (25)	Watkins (12)	Carr (7)	Watkins/Stevens (2)
3/8	vs. Nebraska	W, 76-67 (ot)	Watkins (18)	Watkins (10)	Carr (6)	Watkins (8)
3/9	vs. Michigan St.	L, 78-51	Stevens/Carr (16)	Garner (7)	Carr (3)	Watkins (2)

2016-17 BIG TEN STATISTICS

RECORD:	OVERALL	HOME	AWAY	NEUTRAL
ALL GAMES	6-12	3-5	2-7	1-0
CONFERENCE	6-12	3-5	2-7	1-0
NON-CONFERENCE	0-0	0-0	0-0	0-0

#	Player	gp-gs	min	avg	Total		3-Point		F-Throw		Rebounds			avg	pf	dq	a	to	blk	stl	pts	avg		
					fg-fga	fg%	3fg-fga	3fg%	ft-fga	ft%	off	def	tot											
10	Carr, Tony	18-18	601	33.4	88-213	.413	17-54	.315	69-96	.719	11	66	77	4.3	43	1	77	48	7	9	262	14.6		
11	Stevens, Lamar	18-18	520	28.9	81-200	.405	8-23	.348	55-80	.688	24	77	101	5.6	51	2	27	48	8	17	225	12.5		
33	Garner, Shep	18-16	586	32.6	63-181	.348	39-122	.320	19-30	.633	7	41	48	2.7	29	0	37	28	2	22	184	10.2		
00	Banks, Payton	17-2	455	26.8	52-155	.335	35-104	.337	30-36	.833	6	25	31	1.8	35	1	10	15	3	8	169	9.9		
24	Watkins, Mike	18-9	412	22.9	62-101	.614	0-0	.000	34-55	.618	44	98	142	7.9	49	0	12	17	37	13	158	8.8		
23	Reaves, Josh	18-18	497	27.6	54-119	.454	17-45	.378	22-34	.647	24	43	67	3.7	57	3	39	37	17	36	147	8.2		
44	Moore, Julian	17-9	286	16.8	23-40	.575	0-0	.000	11-13	.846	21	29	50	2.9	40	1	6	10	15	5	57	3.4		
05	Samuel, Terrence	13-0	199	15.3	14-32	.438	2-7	.286	11-14	.786	6	26	32	2.5	9	0	19	13	0	8	41	3.2		
21	Washington, Isaiah	8-0	47	5.9	2-9	.222	2-7	.286	2-2	1.000	0	4	4	0.5	5	0	1	2	0	0	8	1.0		
04	Bostick, Nazeer	11-0	60	5.5	3-11	.273	0-4	.000	2-2	1.000	2	4	6	0.5	2	0	2	7	3	5	8	0.7		
01	Zemgulis, Davis	8-0	35	4.4	1-5	.200	1-3	.333	0-0	.000	2	2	4	0.5	9	0	0	1	0	0	3	0.4		
20	Zhao, Alex	1-0	1	1.0	0-0	.000	0-0	.000	0-0	.000	0	0	0	0.0	0	0	0	0	0	0	0	0.0		
22	Hazle, Grant	2-0	1	0.5	0-1	.000	0-0	.000	0-0	.000	0	0	0	0.0	0	0	0	0	0	0	0	0.0		
Team											27	18	45											
Total.....		18	3700		443-1067	.415	121-369	.328	255-362	.704	174	433	607	33.7	329	8	230	230	92	123	1262	70.1		
Opponents.....		18	3700		476-1061	.449	134-371	.361	249-359	.694	192	494	686	38.1	330	-	255	261	71	120	1335	74.2		

TEAM STATISTICS	PSU	OPP	Date	Opponent	Score	Att.
SCORING	1262	1335	* 12/27/16	NORTHWESTERN	L 77-87	5811
Points per game	70.1	74.2	* 01/01/17	at Rutgers	W 60-47	6079
Scoring margin	-4.1	-	* 01/04/17	at Michigan	L 69-72	11385
FIELD GOALS-ATT	443-1067	476-1061	* 1/7/17	vs Michigan State	W 72-63	8722
Field goal pct	.415	.449	* 01/14/17	MINNESOTA	W 52-50	11759
3 POINT FG-ATT	121-369	134-371	* 01/18/17	INDIANA	L 75-78	7818
3-point FG pct	.328	.361	* 01/21/17	at Purdue	L 52-77	14804
3-pt FG made per game	6.7	7.4	* 01/24/17	at Wisconsin	L 55-82	17287
FREE THROWS-ATT	255-362	249-359	* 01/28/17	ILLINOIS	W 71-67	10202
Free throw pct	.704	.694	* 02/01/17	at Indiana	Lo3 102-110	17222
F-Throws made per game	14.2	13.8	* 02/04/17	RUTGERS	L 68-70	9529
REBOUNDS	607	686	* 02/07/17	MARYLAND	W 70-64	7063
Rebounds per game	33.7	38.1	* 02/11/17	at Illinois	W 83-70	13010
Rebounding margin	-4.4	-	* 02/14/17	at Nebraska	L 66-82	15642
ASSISTS	230	255	* 02/21/17	PURDUE	Lot 70-74	7505
Assists per game	12.8	14.2	* 02/25/17	at Minnesota	L 71-81	14625
TURNOVERS	230	261	* 02/28/17	OHIO STATE	L 70-71	7343
Turnovers per game	12.8	14.5	* 03/05/17	at Iowa	L 79-90	15400
Turnover margin	+1.7	-	* = Conference game			
Assist/turnover ratio	1.0	1.0				
STEALS	123	120				
Steals per game	6.8	6.7				
BLOCKS	92	71				
Blocks per game	5.1	3.9				
ATTENDANCE	67030	134176				
Home games-Avg/Game	8-8379	9-13939				
Neutral site-Avg/Game	-	1-8722				

Score by Periods	1st	2nd	OT	OT2	OT3	Totals
Penn State	611	615	14	13	9	1262
Opponents	652	635	18	13	17	1335

2017-18 POINTS-REBOUNDS-ASSISTS

Opponent	Date	Score		01	02	03	04	05	10	11
				ZEMGULIS,D	NUSSBAUM,T	PIERCE,SAT	BOSTICK,NA	WHEELER,JA	CARR,TONY	STEVENS,LA
CAMPBELL	11/10/17	86-75	w	2-1-0	DNP	4-5-0	4-2-0	4-0-0	33-9-7	8-6-0
FAIRLEIGH DICKINSON	11/12/17	81-57	w	3-1-0	DNP	0-3-0	12-2-0	0-3-0	20-4-7	12-7-4
MONTANA	11/15/17	70-57	w	DNP	DNP	2-2-1	2-1-0	0-2-3	7-2-2	25-7-2
COLUMBIA	11/17/17	79-65	w	0-4-1	DNP	11-3-0	10-8-3	7-2-4	DNP	14-6-2
vs Pittsburgh	11/20/17	85-54	w	0-1-0	DNP	2-1-1	10-2-4	1-1-2	16-6-5	10-8-2
vs Texas A&M	11/21/17	87-98	L	DNP	DNP	4-3-0	1-0-0	4-2-0	31-1-3	25-7-5
ORAL ROBERTS	11242017	86-48	w	3-0-1	0-0-0	4-6-0	14-5-0	14-7-4	13-1-5	8-6-1

Opponent	Date	Score		21	22	23	24	33	35	44
				HARRAR,JOH	HAZLE,GRAN	REAVES,JOS	WATKINS,MI	GARNER,SHE	BUTTRICK,T	MOORE,JULI
CAMPBELL	11/10/17	86-75	w	0-0-0	DNP	15-8-1	DNP	8-2-3	DNP	8-6-0
FAIRLEIGH DICKINSON	11/12/17	81-57	w	2-2-0	DNP	17-9-4	15-5-1	0-2-1	0-1-0	0-0-0
MONTANA	11/15/17	70-57	w	DNP	DNP	12-2-1	8-6-0	12-5-3	DNP	2-3-0
COLUMBIA	11/17/17	79-65	w	DNP	DNP	DNP	11-14-0	26-1-1	DNP	0-3-0
vs Pittsburgh	11/20/17	85-54	w	4-1-0	DNP	10-5-0	13-5-0	13-3-2	2-3-0	4-4-0
vs Texas A&M	11/21/17	87-98	L	0-0-0	DNP	7-2-4	7-3-2	6-2-1	DNP	2-0-0
ORAL ROBERTS	11242017	86-48	w	4-2-0	0-0-0	10-2-3	8-6-1	6-0-0	0-0-0	2-0-1

PENN STATE LAST TIME IT HAPPENED

TEAM WON / LOSS

BEAT TOP 25 TEAM	2/7/17 vs. No. 21/22 Maryland (70-64)
BEAT TOP 25 TEAM ROAD	1/29/14 at No. 24 Ohio State (71-70(ot))
BEAT TOP 10 TEAM	2/17/16 vs. No. 4/6 Iowa (79-75)
BEAT TOP 5 TEAM	2/17/16 vs. No. 4/6 Iowa (79-75)
BEAT A BIG TEN TEAM BY 20+	1/24/15 vs. Rutgers (28, 79-51)
WON IN OVERTIME	3/8/17 vs. Nebraska (76-67 (ot))
LOST IN OVERTIME	2/21/17 vs. No. 14 Purdue (L, 74-70 (ot))
PLAYED DOUBLE OVERTIME	3/6/16 vs. Illinois (W, 86-79 (2ot))
PLAYED TRIPLE OVERTIME	2/1/17 at Indiana (L, 110-102 (3ot))
NEVER TRAILED	11/24/17 vs. Oral Roberts (86-48)
CAME FROM 20+ DOWN TO WIN	3/15/95 (NIT) vs Miami (62-56) (-20)
CAME FROM 15+ DOWN TO WIN	12/19/15 at Drexel (63-57) (-17)
CAME FROM 10-14 DOWN TO WIN	1/14/17 vs. No. 24 Minnesota (52-50) (-14)
WON BIG TEN ROAD	2/11/17 at Illinois (83-70)
WON BIG TEN NEUTRAL	1/7/17 vs. Michigan State (The Palestra) (72-63)
WON TOP 25 BIG TEN ROAD	1/29/14 at No. 24 Ohio State (71-70(ot))
WON NON-CONFERENCE ROAD	12/18/16 at St. John's (MSG) (92-76)
WON NON-CONFERENCE NEUTRAL	11/20/17 vs. Pittsburgh (85-54)
LOST BIG TEN AT HOME	2/28/17 vs. Ohio State (71-70)
LOST NON-CONFERENCE AT BJC	12/7/16 vs. George Mason (85-66)
LOST NON-CONFERENCE AT REC HALL	12/14/13 vs. Princeton (71-69 (ot)) - at Rec Hall

TEAM SCORING

SCORED 100+	2/1/17 at Indiana (102 (3ot))
ALLOWED 100+	2/1/17 at Indiana (110 (3ot))
BOTH TEAMS SCORED 100+	2/1/17 at Indiana (L, 110-102 (3ot))
SCORED 90+	12/18/16 vs. St. John's (92); 12/21/16 vs. Morgan State (96)
ALLOWED 90+	11/21/17 vs. 16/19 Texas A&M (98)
SCORED 80+	11/24/17 vs. Oral Roberts (86)
CONSECUTIVE GAMES SCORING 80+	3; 11/20/17 vs. Pittsburgh ((85) 11/21/17 vs. 16/19 Texas A&M (87), 11/24/17 vs. Oral Roberts (86) 3; 11/11/16 vs. Albany (81), 11/13/16 vs. Duquesne (82), 11/15/16 vs. Grand Canyon (85)
SCORED UNDER 50	1/25/16 at Ohio State (46)
SCORED UNDER 40	2/21/15 at Northwestern (39)
SCORED 60+ IN A HALF	12/19/09 vs. Gardner-Webb (60 2nd)
SCORED 50+ IN FIRST HALF	12/18/16 vs. St. John's (52)
SCORED 50+ IN SECOND HALF	11/10/17 vs. Campbell (50)
SCORED 45+ IN FIRST HALF	11/20/17 vs. Pittsburgh (47)
BENCH SCORED 50+	12/7/05 vs. UMKC (50)
OPP SCORED 45 OR LESS	2/7/15 vs. Nebraska (43)
CONSECUTIVE OPP BELOW 45	2009 at Temple (45) & UMBC (42)
OPP SCORED 40 OR LESS	3/6/14 at Northwestern (32)
CONSECUTIVE OPP BELOW 40	2007 vs. Princeton (38) & Denver (39)
OPP SCORED 10 OR LESS IN HALF	12/15/07 Denver (10)
OPP SCORED 15 OR LESS IN HALF	2/7/15 Nebraska (13)

TEAM SHOOTING

SHOT 60%+ FG	11/25/09 vs. Sacred Heart (63.8%)
SHOT 60%+ FG IN BIG TEN	1/3/06 vs Northwestern (64.0%)
SHOT 50%+ FG IN BIG TEN	2/11/17 at Illinois (29-51, 56.9%)
SHOT 70% IN HALF	12/30/06 vs. VMI (26-37, 70.3%)
SHOT 60% IN HALF	11/24/17 vs. Oral Roberts (2nd, 18-57, 66.7%)
SHOT UNDER 30%	11/20/15 at Duquesne (19-64, 29.7%)
SHOT 70%+ FROM 3PT	12/28/05 vs. St. Francis (9-12, 75.0%)
SHOT 60%+ FROM 3PT	11/28/10 vs. Furman (12-19, 63.2%)
SHOT 50%+ FROM 3PT	11/15/17 vs. Montana (6-12, 50.0%)
SHOT 95%+ FROM FT	3/13/11 vs Ohio State (9-9, 100%)
SHOT 90%+ FROM FT	2/11/17 at Illinois (18-20, 90%)
SHOT 85%+ FROM FT	12/21/16 vs Morgan State (21-24, 87.5%)
SHOT 40% OR LESS FT	1/25/16 at Ohio State (2-5, 40%)
SHOT 0.0% FT	1/3/12 at Wisconsin (0-1, 0.0%)

OPP SHOT 60%+ FG	12/31/14 at Wisconsin (63.8%)
OPP SHOT BELOW 30% FG	11/10/17 vs. Campbell (6-23, 26.1%)
OPP SHOT 0.0% 3FG	12/14/14 vs. George Washington (0-8)

TEAM REBOUNDING

50+ REBOUNDS	12/29/12 vs. Duquesne (50)
45+ REBOUNDS	3/7/16 vs. Nebraska (45)
20+ OFFENSIVE REBS	12/7/11 vs. Lafayette (20)
20 OR LESS REBOUNDS	2/29/12 at Purdue (17)
OPP 20 OR LESS REBOUNDS	2/11/17 at Illinois (20)

TEAM STEALS, ASSISTS, TURNOVERS, BLOCKS

15+ STEALS	11/12/17 vs. Fairleigh Dickinson (18)
10+ STEALS	11/24/17 vs. Oral Roberts, 11/21/17 vs. 16/19 Texas A&M (14)
30+ ASSISTS	12/30/06 vs. VMI (36)
20+ ASSISTS	3/5/17 at Iowa (23)
CONSECUTIVE GAMES/ 20+ ASSISTS	12/18/16 vs. St. John's (23), 12/21/16 vs Morgan State (23)
	11/13/16 vs. Duquesne (20), 11/15/16 vs. Grand Canyon (20)
5 OR FEWER TURNOVERS	2/25/17 at Minnesota (5)
20 + TURNOVERS	11/12/17 vs. Fairleigh Dickinson (23)
OPP 25+ TURNOVERS	11/12/17 Fairleigh Dickinson (31)
10+ BLOCKS	3/7/16 vs. Nebraska (10)
10 PLAYERS 10+ MINUTES	12/19/09 vs. Gardner-Webb (10)

INDIVIDUAL SCORING

PLAYER 40+ POINTS	Jesse Arnelle (40) vs. Temple, 1/29/1955
PLAYER 35+ POINTS	D.J. Newbill (37) vs. Purdue, 1/17/2015 (BJC Record)
PLAYER 30-34 POINTS	Tony Carr (31), 16/19 Texas A&M, 11/21/2017
3 PLAYERS 20+ POINTS	Claxton, Cornley, Hassell vs. VMI, 12/30/2006
2 PLAYERS 20+ POINTS	Tony Carr (31) and Shep Garner (25) (11/21/17)
6+ PLAYERS 10+ POINTS	11/20/17 vs. Pittsburgh (6)
5+ PLAYERS 10+ POINTS	11/17/17 vs. Columbia (5)

MISC. INDIVIDUAL

PLAYER 20+ REBOUNDS	Aaron Johnson (20) vs. Sacred Heart, 11/27/04
PLAYER 15+ REBOUNDS	Mike Watkins (15) vs. Minnesota, 1/14/17 Mike Watkins (15) vs. Pitt, 12/10/16
PLAYER 10+ ASSISTS	Tony Carr (14) at Indiana (3ot), 2/1/17
PLAYER 5+ STEALS	Josh Reaves (5) vs. Purdue, 2/21/17
PLAYER 5+ BLOCKS	Mike Watkins (6) vs. Columbia, 11/17/17
PLAYER 5+ BLOCKS, Consec. Games	Mike Watkins (5) vs. Albany, 11/11/16; Duquesne, 11/13/16
PLAYER 6+ THREES	Shep Garner (8) at Boston College, 12/2/15 Shep Garner (6) vs. Rutgers, 2/4/17 Shep Garner (6) at St. John's, 12/18/16

GAME-BY-GAME 2017-18 RECAPS

PENN STATE OPENS WITH WIN 86-75 WIN OVER CAMPBELL

UNIVERSITY PARK, Pa. -- The Penn State men's basketball team became the first Big Ten team to record a win in the 2017-18 season with a 86-75 victory over Campbell at the Bryce Jordan Center. Sophomore guard Tony Carr scored a career-best 33 points and flirted with a triple-double with nine rebounds and seven assists in the Nittany Lions' first action of the year.

Campbell's Chris Clemons led all scorers with 39 points, 24 coming in the second half. The junior guard tied the Bryce Jordan Center facility record for points scored by an individual and shares the mark with Lady Lion Maggie Lucas (12/9/2012). Thirteen of Clemons' points came at the free throw line.

Penn State led the game for 33:51 and opened up a 17-point lead eight minutes into the second half, but Campbell used an 11-2 run to close the gap to single digit points. Carr scored 18 points in the final 5:53 to help fend off the Camels and converted a layup and a free throw after being fouled by Shane Whitfield with 39 seconds left for a 77-70 Penn State lead. He added six more points off free throws.

In addition to his career best in points, Carr also set career bests in field goals attempted (23), free throws and free throws attempted with 13 and 15, respectively. He tied his career best for field goals made with nine. Junior forward Josh Reaves scored 15 as the only other Nittany Lion in double figures and added eight rebounds, three steals and a block to his stat line. Carr led Penn State in rebounds with his nine, tying the game-high with Campbell's Andrew Eudy, and Lamar Stevens and Julian Moore each grabbing six apiece. Eudy had 11 as the only other Camel in double-figure scoring.

The Nittany Lions crashed the boards and had a 44-37 advantage after only a two-rebound margin at the half. Foul trouble set in for both teams in the second half, sending Stevens and Wheeler to the bench for Penn State and ending the day for Shane Whitfield and Marcus Burk for Campbell.

Official Basketball Box Score -- Game Totals -- Final Statistics Campbell vs Penn State 11/10/17 4:01 p.m. at University Park, Pa. (Bryce Jordan Ctr)

Campbell 75 • 0-1

#	Player	Total		3-Ptr		Rebounds		PF	TP	A	TO	Blk	Stl	Min	
		FG-FGA	FG-FGA	FT-FTA	Off	Def	Tot								
25	EUDY, Andrew	f	5-10	1-1	0-0	5	4	9	4	11	3	2	2	1	32
32	WHITFIELD, Shane	f	2-2	0-0	3-4	0	2	2	5	7	0	3	1	0	24
03	CLEMONS, Chris	g	12-29	2-10	13-15	1	6	7	2	39	4	5	0	1	37
22	GENSLER, Cory	g	1-6	0-3	0-0	1	5	6	2	2	0	2	1	2	39
34	BURK, Marcus	g	0-6	0-4	0-0	1	2	3	5	0	1	2	0	0	18
01	OLIVER, Damontez	g	3-5	3-5	0-0	0	1	1	4	9	0	1	1	0	14
02	NELSON, Ja'Cor	g	0-0	0-0	0-0	0	0	0	3	0	0	1	1	0	6
11	WHITFIELD, Jordan	g	0-0	0-0	0-0	0	0	0	0	0	0	0	0	0	6
15	LADO, Mogga	g	2-4	0-0	3-4	2	5	7	1	7	0	2	1	1	23
21	CLUXTON, Brooks	g	0-0	0-0	0-0	0	1	1	0	0	0	0	1	0	1
Team						1	0	1	1						
Totals			25-62	6-23	19-23	11	26	37	27	75	8	18	8	5	200

FG % 1st Half:	11-31	35.5%	2nd half:	14-31	45.2%	Game:	25-62	40.3%	Deadball Rebounds	1,1
3FG % 1st Half:	2-10	20.0%	2nd half:	4-13	30.8%	Game:	6-23	26.1%		
FT % 1st Half:	4-5	80.0%	2nd half:	15-18	83.3%	Game:	19-23	82.6%		

Penn State 86 • 1-0

#	Player	Total		3-Ptr		Rebounds		PF	TP	A	TO	Blk	Stl	Min	
		FG-FGA	FG-FGA	FT-FTA	Off	Def	Tot								
11	Stevens, Lamar	f	2-7	1-2	3-4	1	5	6	5	8	0	6	2	0	28
23	Reaves, Josh	f	4-11	0-3	7-8	3	5	8	2	15	1	4	1	3	31
44	Moore, Julian	f	2-5	0-0	4-6	4	2	6	1	8	0	1	1	0	27
10	Carr, Tony	g	9-23	2-5	13-15	2	7	9	3	33	7	1	0	1	35
33	Garner, Shep	g	2-9	2-8	2-2	1	1	2	1	8	3	0	0	1	35
01	Zemgulis, Deivis	g	1-1	0-0	0-0	1	0	1	1	2	0	0	0	0	3
03	Pierce, Satchel	g	0-0	0-0	4-6	1	4	5	1	4	0	0	0	0	11
04	Bostick, Nazeer	g	2-6	0-0	0-0	0	2	2	4	4	0	2	0	2	14
05	Wheeler, Jamari	g	2-3	0-1	0-0	0	0	0	5	4	0	0	0	1	15
21	Harrar, John	g	0-0	0-0	0-0	0	0	0	1	0	0	0	0	0	1
Team						2	3	5							
Totals			24-65	5-19	33-41	15	29	44	24	86	11	14	4	8	200

FG % 1st Half:	11-35	31.4%	2nd half:	13-30	43.3%	Game:	24-65	36.9%	Deadball Rebounds	7
3FG % 1st Half:	3-14	21.4%	2nd half:	2-5	40.0%	Game:	5-19	26.3%		
FT % 1st Half:	11-14	78.6%	2nd half:	22-27	81.5%	Game:	33-41	80.5%		

Officials: Larry Scrotto, Edwin Young, Bret Wegenke
Technical fouls: Campbell-TEAM, Penn State-None.
Attendance:

Score by periods	1st	2nd	Total
Campbell	28	47	75
Penn State	36	50	86

Points	In	Off	2nd	Fast	Bench
CAMPBE	Paint	T/O	Chance	Break	
PSU	34	14	6	10	16
	38	12	14	8	14

Last FG - CAMPBELL 2nd-00:21, PSU 2nd-00:39.
Largest lead - CAMPBELL by 2 1st-19:25, PSU by 17 2nd-12:13.
CAMPBELL led for 01:37, PSU led for 33:51. Game was tied for 04:32.

Score tied - 4 times.
Lead changed - 3 times.

NITTANY LIONS BEST FAIRLEIGH DICKINSON 81-57

UNIVERSITY PARK, Pa. -- The Penn State men's basketball team topped the visiting Fairleigh Dickinson Knights, 81-57, on Sunday evening in the Bryce Jordan Center in nonconference action. Five Nittany Lions finished the night with double-figure scoring, led by sophomore guard Tony Carr who had 20 points.

Penn State would out-score the Knights 25-9 after scratching its way to a one-point lead after missing its first five field goal attempts of the game. A three from Josh Reaves gave the Nittany Lions the lead at the 11:04 mark and the junior guard added five more points over the next 90 seconds.

Reaves was a huge part of the Nittany Lions' surge, tying the game at 20 with a layup and pushing them ahead with a layup and tip-in. He scored 12 points during the run and assisted on two other baskets as Penn State took the 16-point lead at the half. Carr added 11 during the 25-9 run, including a last-second "falling away" jumper as he fell backward onto the floor as time expired.

The second half started with a 9-2 Penn State run, but cold shooting by the Nittany Lions saw them connect on just one of a dozen attempts. Tough defense and back-to-back stops resulted in Reaves' and Lamar Stevens' dunks to spark the offense. From there, the Nittany Lions ran away with the game.

Carr, who had 33 points in Penn State's win on Friday, went a perfect 9-9 from the charity stripe to go along with this five field goals. He added seven assists, four rebounds and a career-best three steals to his 20-point total.

Reaves finished with a season-best 17 points, and had the game-high total with nine rebounds, adding four steals, four assists, and a block. In his first game of the season for the Nittany Lions, Mike Watkins put up 15 points, adding five rebounds, three blocks, and two steals.

The fourth and fifth Nittany Lions in double figures were Lamar Stevens and Nazeer Bostick, who added 12 points each. Stevens also grabbed seven boards and dished out four assists.

Penn State finished the game shooting 44.8-percent from the game, and out-rebounded the Knights, 42-26. The Nittany Lion defense also forced Fairleigh Dickinson to turn the ball over 31 times, while the Nittany Lions recorded 18 steals. The 18 steals inside the Bryce Jordan Center was an arena record for men's game.

Official Basketball Box Score -- Game Totals -- Final Statistics Fairleigh Dickinson vs Penn State 11/12/17 5:01 p.m. at University Park, Pa. (Bryce Jordan Ctr)

Fairleigh Dickinson 57 • 0-2

#	Player	Total		3-Ptr		Rebounds		PF	TP	A	TO	Blk	Stl	Min	
		FG-FGA	FG-FGA	FT-FTA	Off	Def	Tot								
12	BISHOP, Kaleb	f	0-3	0-0	1-2	0	6	6	5	1	0	2	1	0	17
14	WILLIAMS, Elyjah	f	3-6	0-0	1-2	1	3	4	5	7	4	3	0	1	24
34	HOLLOWAY Jr., Mike	f	6-12	1-2	6-7	2	2	4	2	19	1	3	1	2	36
01	EDGE, Darnell	g	1-6	0-2	0-0	0	1	1	3	2	2	2	0	0	27
03	JENKINS, Jahll	g	5-11	1-2	3-5	1	3	4	0	14	4	6	0	1	34
05	MORGAN, Noah	g	3-4	1-1	0-0	0	4	4	3	7	0	6	0	1	19
10	McNAMARA, Pat	g	2-4	2-3	0-0	0	1	1	2	6	0	2	0	2	24
13	SCHROBACK, Mike	g	0-1	0-0	0-0	0	1	1	0	0	0	5	0	1	8
20	RHODEN, Dondre	g	0-0	0-0	1-2	0	0	0	1	1	0	0	0	0	6
35	MILLER, Malik	g	0-0	0-0	0-0	0	0	0	0	0	0	0	1	0	5
Team						0	1	1							
Totals			20-47	5-10	12-18	4	22	26	21	57	11	31	3	8	200

FG % 1st Half:	10-22	45.5%	2nd half:	10-25	40.0%	Game:	20-47	42.6%	Deadball Rebounds	5
3FG % 1st Half:	4-7	57.1%	2nd half:	1-3	33.3%	Game:	5-10	50.0%		
FT % 1st Half:	5-10	50.0%	2nd half:	7-8	87.5%	Game:	12-18	66.7%		

Penn State 81 • 2-0

#	Player	Total		3-Ptr		Rebounds		PF	TP	A	TO	Blk	Stl	Min	
		FG-FGA	FG-FGA	FT-FTA	Off	Def	Tot								
11	Stevens, Lamar	f	5-11	0-1	2-2	1	6	7	0	12	4	3	1	2	33
24	Watkins, Mike	f	6-9	0-0	3-5	2	3	5	2	15	1	3	3	2	20
10	Carr, Tony	g	5-10	1-2	9-9	0	4	4	0	20	7	2	0	3	30
23	Reaves, Josh	g	7-10	2-3	1-2	3	6	9	4	17	4	3	1	4	30
33	Garner, Shep	g	0-7	0-6	0-0	1	1	2	3	0	1	2	0	2	25
01	Zemgulis, Deivis	g	1-3	1-2	0-0	1	0	1	0	3	0	2	0	1	7
03	Pierce, Satchel	g	0-4	0-0	0-1	2	1	3	0	3	0	3	0	0	11
04	Bostick, Nazeer	g	5-7	0-0	2-3	1	1	2	0	12	0	2	0	1	20
05	Wheeler, Jamari	g	0-5	0-2	0-0	2	1	3	2	0	0	2	0	2	14
21	Harrar, John	g	1-1	0-0	0-0	2	0	2	2	2	0	1	0	1	7
35	Buttrick, Trent	g	0-0	0-0	0-0	0	1	1	0	0	0	0	0	0	1
44	Moore, Julian	g	0-0	0-0	0-0	0	0	0	2	0	0	0	0	0	2
Team						3	0	3							
Totals			30-67	4-16	17-22	18	24	42	18	81	17	23	5	18	200

FG % 1st Half:	14-29	48.3%	2nd half:	16-38	42.1%	Game:	30-67	44.8%	Deadball Rebounds	2
3FG % 1st Half:	3-8	37.5%	2nd half:	1-8	12.5%	Game:	4-16	25.0%		
FT % 1st Half:	14-17	82.4%	2nd half:	3-5	60.0%	Game:	17-22	77.3%		

Officials: Terry Oglesby, Donnie Eppley, John Floyd
Technical fouls: Fairleigh Dickinson-BISHOP, Kaleb, Penn State-Pierce, Satchel.
Attendance: 5802

Score by periods	1st	2nd	Total
Fairleigh Dickinson	29	28	57
Penn State	45	36	81

Points	In	Off	2nd	Fast	Bench
FDU	Paint	T/O	Chance	Break	
PSU	30	20	3	10	14
	46	29	14	18	17

Last FG - FDU 2nd-02:27, PSU 2nd-01:02.
Largest lead - FDU by 7 1st-13:37, PSU by 28 2nd-07:18.
FDU led for 07:14, PSU led for 29:58. Game was tied for 02:48.

Score tied - 2 times.
Lead changed - 5 times.

GAME-BY-GAME 2017-18 RECAPS

PENN STATE PUSHES TO 3-0 WITH MONTANA WIN

UNIVERSITY PARK, Pa. -- The Penn State men's basketball team gutted out a 70-57 win over Montana as part of the Legends Classic University Park Regional. A 9-2 run in the final minutes pushed the Nittany Lions past the Grizzlies for their third win of the 2017-18 season. Sophomore forward Lamar Stevens scored 15 of his 25 points in the second half and had seven rebounds in the victory.

Penn State built a 10-point lead, 51-41, midway through the second half, in part due to a sharp-shooting 10-14 from the field. Montana challenged the Nittany Lions by hitting four of its next five baskets to pull within one, 51-50. A triple by senior guard Shep Garner, who was 1-4 in the first half, and layup by junior guard Josh Reaves for a quick 5-0 run over 40 seconds switched the momentum back to Penn State.

Montana fought back again to trim an eight-point lead back to three with four minutes left in the game. A 10-second backcourt violation on the Grizzlies put the ball back into the hands of the Nittany Lions where Garner delivered a picture-perfect three-pointer and then hit another after a Stevens steal to push Penn State back in front by nine, 64-55.

An aggressive Nittany Lion defense held Montana to only 32.3 percent shooting in the second half and 39.3 percent overall. Penn State, which shot 57.1 percent in the second half, recorded its highest field goal and three-point field goal percentage of the year at 50 percent.

Stevens added two assists, two steals and a block to his night's totals. Garner and Reaves matched with 12 points on the night and redshirt sophomore Mike Watkins had eight points and four blocks.

Early on, Penn State and Montana traded six leads and were tied four times before the Nittany Lions took a 34-29 lead at halftime. Penn State held an opponent to less than 60 points for the second straight game.

Official Basketball Box Score -- Game Totals -- Final Statistics Montana vs Penn State 11/15/17 7:01 p.m. at University Park, Pa. (Bryce Jordan Ctr)

Montana 57 • 2-1

#	Player	Total FG-FGA	3-Ptr FG-FGA	FT-FTA	Rebounds			PF	TP	A	TO	Blk	Stl	Min
					Off	Def	Tot							
15	AKOH, Jamar	3-8	1-2	4-8	3	3	6	3	11	0	1	2	2	34
20	KRSLOVIC, Fabijan	2-2	0-0	2-2	0	7	7	3	6	0	3	1	2	25
00	OGUINE, Michael	6-15	2-5	1-5	2	5	7	3	15	0	0	1	0	34
14	RORIE, Ahmaad	7-18	2-9	0-0	0	3	3	3	16	4	4	0	3	38
24	MOOREHEAD, Bobby	1-4	0-3	0-0	0	2	2	1	2	2	3	1	2	34
01	FALLS, Timmy	0-1	0-1	0-0	0	1	1	1	0	0	1	0	0	7
03	BEVENS, Niko	0-0	0-0	0-0	0	0	0	0	0	0	0	0	0	1
04	PRIDGETT, Sayeed	2-6	1-1	0-0	2	1	3	4	5	3	2	0	0	20
05	NICHOLAS, Karl	1-2	0-0	0-0	2	1	3	4	2	0	0	0	0	7
10	ESPE, Lars	0-0	0-0	0-0	0	0	0	0	0	0	0	0	0	0+
13	SPOJA, Trevor	0-0	0-0	0-0	0	0	0	0	0	0	0	0	0	0+
40	BESOVIC, Admir	0-0	0-0	0-0	0	0	0	0	0	0	0	0	0	0+
Team					1	1	2				1			
Totals		22-56	6-21	7-15	10	24	34	22	57	9	15	5	9	200

FG % 1st Half:	12-25	48.0%	2nd half:	10-31	32.3%	Game:	22-56	39.3%	Deadball Rebounds	4
3FG % 1st Half:	2-8	25.0%	2nd half:	4-13	30.8%	Game:	6-21	28.6%		
FT % 1st Half:	3-6	50.0%	2nd half:	4-9	44.4%	Game:	7-15	46.7%		

Penn State 70 • 3-0

#	Player	Total FG-FGA	3-Ptr FG-FGA	FT-FTA	Rebounds			PF	TP	A	TO	Blk	Stl	Min
					Off	Def	Tot							
11	Stevens, Lamar	8-14	1-2	8-9	1	6	7	2	25	2	5	2	2	38
24	Watkins, Mike	3-4	0-0	2-2	0	6	6	3	8	0	1	4	0	19
10	Carr, Tony	3-9	1-1	0-0	1	1	2	1	7	2	2	0	0	19
23	Reaves, Josh	4-6	0-2	4-8	0	2	2	2	12	1	0	1	0	33
33	Garner, Shep	4-7	4-7	0-2	0	5	5	1	12	3	1	0	0	32
03	Pierce, Satchel	1-3	0-0	0-0	1	1	2	3	2	1	0	1	0	11
04	Bostick, Nazeer	1-4	0-0	0-1	1	0	1	2	2	0	2	0	0	22
05	Wheeler, Jamari	0-1	0-0	0-2	0	2	2	1	0	3	2	0	0	17
44	Moore, Julian	1-2	0-0	0-0	0	3	3	0	2	0	0	1	1	9
Team					0	2	2				2			
Totals		25-50	6-12	14-24	4	28	32	15	70	12	15	9	3	200

FG % 1st Half:	13-29	44.8%	2nd half:	12-21	57.1%	Game:	25-50	50.0%	Deadball Rebounds	7
3FG % 1st Half:	2-5	40.0%	2nd half:	4-7	57.1%	Game:	6-12	50.0%		
FT % 1st Half:	6-6	75.0%	2nd half:	8-16	50.0%	Game:	14-24	58.3%		

Officials: Paul Szelc, Kelly Pfeiffer, Brian Dorsey
 Technical fouls: Montana-None. Penn State-None.
 Attendance: 5854
 Flagrant-1 on Montana #20 at 19:48 first.

Score by periods	1st	2nd	Total	Points	In	Off	2nd	Fast	Bench
Montana	29	28	57	UM	28	14	12	8	7
Penn State	34	36	70	PSU	28	13	7	4	6

Last FG - UM 2nd-00:57, PSU 2nd-00:51.
 Largest lead - UM by 2 1st-15:47, PSU by 13 2nd-00:32.
 UM led for 02:58. PSU led for 35:12. Game was tied for 01:50.

Score tied - 4 times.
 Lead changed - 6 times.

PENN STATE MOVES TO 4-0 WITH WIN OVER COLUMBIA

UNIVERSITY PARK, Pa. -- The Penn State men's basketball team moved to 4-0 on the season with a 79-65 win over Columbia at the Bryce Jordan Center with senior guard Shep Garner scoring a game-high 26 points to lead the Nittany Lions. Paying homage to the institution's original school colors, Penn State also remained undefeated in its black and pink alternative uniforms at 5-0.

Penn State, playing its fourth game in the opening eight days of the season, was without the services of two starters, Tony Carr and Josh Reaves, who both missed the game with injuries. Garner, who also was banged up in Wednesday night's game against Montana, was still recognizable in a protective face mask, as were his shooting skills. Garner tied his career high with 10 field goals and had his most points since a 26-point outing vs. Colorado in December 22, 2015.

In a game of runs, the Nittany Lions would take a double-figure lead only to have Columbia end a scoring drought with a flurry of points. In the first half, a nearly seven-minute spell allowed Penn State to go from a point down at 8-7 to a 22-8 lead to hold a 10-point advantage with 2:22 left before the break.

While three of Penn State's starters, Nazeer Bostick, Lamar Stevens and Mike Watkins, were relegated to the bench with two fouls each, six of eight points in a two-minute span came from Jaron Faulds. Then Gabe Stefanini pulled Columbia within three as his trey fell through the bottom of the net as time ran out in the half.

Penn State dominated in the minutes following the break as it leaned on Watkins and his 10 points as he went 5-5 and had four of his six blocks in the second period. Watkins recorded his ninth career double-double with 11 points and 14 rebounds. He took sole possession of the number-six spot on Penn State's career list for blocks with 103, passing both Carvin Jefferson (99) and Donovan Jack (100).

Numerous Nittany Lions stepped up with contributions in the victory. Over a stretch of three minutes in the second half, four different Penn State players scored and Watkins added a dunk and another layup for the largest lead at 19. Freshman guard Jamar Wheeler played a career-high 36 minutes with bests in points (7), assists (4) and steals (3). Satchel Pierce hit seven free throws, a career high, and had 11 points off the bench.

Overall Penn State collected 10 steals and forced Columbia into 20 turnovers and the Nittany Lions held Columbia to 19 three-point field goal attempts. Columbia had averaged 31.5 attempts per game, including a mark of 39 against its last opponent.

Official Basketball Box Score -- Game Totals -- Final Statistics Columbia vs Penn State 11/17/17 7:01 p.m. at University Park, Pa. (Bryce Jordan Ctr)

Columbia 65 • 1-2

#	Player	Total FG-FGA	3-Ptr FG-FGA	FT-FTA	Rebounds			PF	TP	A	TO	Blk	Stl	Min
					Off	Def	Tot							
03	Tape, Patrick	3-3	0-0	2-2	4	3	7	4	8	0	4	2	1	24
11	Meisner, Lukas	3-7	2-4	0-0	0	2	2	3	8	1	1	1	0	29
10	Adlesh, Quinton	3-9	3-7	2-2	0	6	6	3	11	3	1	0	1	37
12	Smith, Mike	7-22	0-3	4-4	0	2	2	2	18	6	6	0	1	34
22	Hickman, Nate	3-9	2-4	3-4	1	5	6	3	11	2	3	0	0	40
15	Stefanini, Gabe	1-2	1-1	0-0	0	0	0	0	3	0	3	0	0	9
31	Hanson, Myles	0-1	0-0	0-0	0	2	2	0	0	0	0	0	0	11
44	Faulds, Jaron	3-6	0-0	0-0	1	2	3	2	6	0	1	1	0	16
Team					2	3	5				1			
Totals		23-59	8-19	11-12	8	25	33	17	65	12	20	4	3	200

FG % 1st Half:	11-29	37.9%	2nd half:	12-30	40.0%	Game:	23-59	39.0%	Deadball Rebounds	1
3FG % 1st Half:	6-10	60.0%	2nd half:	2-9	22.2%	Game:	8-19	42.1%		
FT % 1st Half:	7-8	87.5%	2nd half:	4-4	100.0	Game:	11-12	91.7%		

Penn State 79 • 4-0

#	Player	Total FG-FGA	3-Ptr FG-FGA	FT-FTA	Rebounds			PF	TP	A	TO	Blk	Stl	Min
					Off	Def	Tot							
11	Stevens, Lamar	6-14	2-5	0-2	4	2	6	3	14	2	2	0	1	28
24	Watkins, Mike	5-7	0-0	1-1	2	12	14	2	11	0	1	6	1	23
44	Moore, Julian	0-0	0-0	0-0	1	2	3	1	0	0	3	1	0	9
04	Bostick, Nazeer	2-11	0-2	6-6	2	6	8	2	10	3	2	0	2	35
33	Garner, Shep	10-18	5-11	1-2	0	1	1	1	26	1	1	0	3	39
01	Zemgulis, Deivis	0-1	0-1	0-0	2	2	4	1	0	1	0	0	0	15
03	Pierce, Satchel	2-5	0-1	7-8	1	2	3	2	11	0	2	0	0	15
05	Wheeler, Jamari	2-9	0-3	3-3	1	1	2	2	7	4	1	0	3	36
Team					1	0	1				1			
Totals		27-65	7-23	18-22	14	28	42	14	79	11	13	7	10	200

FG % 1st Half:	13-36	36.1%	2nd half:	14-29	48.3%	Game:	27-65	41.5%	Deadball Rebounds	3
3FG % 1st Half:	4-15	26.7%	2nd half:	3-8	37.5%	Game:	7-23	30.4%		
FT % 1st Half:	8-11	72.7%	2nd half:	10-11	90.9%	Game:	18-22	81.8%		

Officials: Rob Riley, Rob Kueseman, Courtney Green
 Technical fouls: Columbia-None. Penn State-None.
 Attendance: 6529

Score by periods	1st	2nd	Total	Points	In	Off	2nd	Fast	Bench
Columbia	35	30	65	COL	24	13	7	8	9
Penn State	38	41	79	PSU	26	16	9	5	18

Last FG - COL 2nd-00:57, PSU 2nd-02:23.
 Largest lead - COL by 5 1st-19:11, PSU by 19 2nd-08:12.
 COL led for 04:52. PSU led for 34:51. Game was tied for 00:17.

Score tied - 1 time.
 Lead changed - 3 times.

GAME-BY-GAME 2017-18 RECAPS

PENN STATE CRUISES TO 85-54 WIN OVER PITTSBURGH

BROOKLYN, N.Y. -- The Nittany Lions took a double-digit lead less than four minutes into its game against Pittsburgh in its Legends Classic game at Barclays Center and never looked back en route to an 85-54 victory. Penn State is now 5-0 on the season, the first 5-0 start since 2008-09.

Sophomore guard Tony Carr set the tone, leading six Nittany Lions in double-figure scoring with 16 points from a perfect 4-4 from beyond the arc. Penn State shot 52.9 percent in the first half (18-34) and only got better in the second period at 64 percent (16-25).

The Nittany Lions also held the advantage on the boards 42-32 and had only one turnover in the first half while forcing eight Panther miscues in the first 20 minutes and 14 for the game.

Not only was nearly every shot falling for Penn State early on, but the Nittany Lions had hot hands for the rest of the half with 61% shooting after the first eight minutes. Defensively, Penn State kept the Panthers at sub-30 percent shooting for the first 12 minutes of the game, including a 1-11 start.

The Nittany Lions scored their most points in a first half so far this season with 47, while Pittsburgh had the lowest total for a Penn State opponent in a half with 21 in part coming on a 15-1 run over the final 5:30 of the period. That stretch included dunks by Mike Watkins and Reaves and two of Carr's four triples. Overall, the 57.6 percent shooting from the field was the highest for Penn State this season with season-best numbers in three-point field goals (9) and turnovers (11).

Carr hit four three-pointers, a career best for the sophomore, and had six rebounds, five assists and a steal. Sophomore forward Lamar Stevens collected a team-best eight rebounds and had 10 points along with Josh Reaves and Nazeer Bostick. Both Mike Watkins and Shep Garner had 13 points each. Bostick set career marks in assists (4) and steals (4) as well.

Penn State defeated Pittsburgh for the first time in eight meetings, last winning 88-74 on December 6, 2000, with the 85 points in Monday's win the most since that contest. Penn State's 31-point margin of victory over Pittsburgh is the largest in the series since an 84-44 win in 1967.

Official Basketball Box Score -- Game Totals -- Final Statistics Penn State vs Pittsburgh 11/20/17 9:30 P.M. at Barclays Center (Brooklyn, N.Y.)

Penn State 85 • 5-0

#	Player	Total	3-Ptr		Rebounds	PF	TP	A	TO	Blk	Stl	Min		
			FG-FGA	FG-FGA									FT-FTA	Off
11	STEVENS, Lamar	f	4-11	0-4	2-2	1	7	8	1	10	2	1	2	26
24	WATKINS, Mike	f	6-6	0-0	1-2	0	5	5	1	13	0	1	3	22
10	CARR, Tony	g	6-9	4-4	0-0	0	6	6	1	16	5	2	0	26
23	REAVES, Josh	g	4-8	2-4	0-0	2	3	5	1	10	0	2	0	21
03	GARNER, Shep	g	5-10	3-8	0-0	0	3	3	1	13	2	1	0	26
01	ZEMGULIS, Deivis	f	0-1	0-1	0-0	1	0	1	1	0	0	0	0	8
03	PIERCE, Satchel	f	0-1	0-0	2-5	0	1	1	3	2	1	1	0	10
04	BOSTICK, Nazeer	f	4-5	0-0	2-4	1	1	2	0	10	4	0	0	20
05	WHEELER, Jamari	f	0-1	0-1	1-2	0	1	1	3	1	2	0	0	19
21	HARRAR, John	f	2-3	0-0	0-1	1	0	1	0	4	0	0	0	5
35	BUTTRICK, Trent	f	1-2	0-0	0-2	2	1	3	2	2	0	1	0	3
44	MOORE, Julian	f	2-2	0-0	0-0	2	2	4	1	4	0	2	0	14
	Team					0	2	2						
	Totals		34-59	9-22	8-18	10	32	42	15	85	16	11	5	10

FG % 1st Half: 18-34 52.9%	2nd half: 16-25 64.0%	Game: 34-59 57.6%	Deadball Rebounds: 3.1
3FG % 1st Half: 7-15 46.7%	2nd half: 2-7 28.6%	Game: 9-22 40.9%	
FT % 1st Half: 4-6 66.7%	2nd half: 4-12 33.3%	Game: 8-18 44.4%	

Pittsburgh 54 • 1-3

#	Player	Total	3-Ptr		Rebounds	PF	TP	A	TO	Blk	Stl	Min		
			FG-FGA	FG-FGA									FT-FTA	Off
04	LUTHER, Ryan	f	2-11	1-5	1-2	3	6	9	2	6	1	1	0	1
21	BROWN, Terrell	f	1-3	0-0	0-0	0	1	1	2	0	2	0	0	11
00	WILSON-FRAME, Jared	g	6-19	5-12	0-0	2	0	2	2	17	1	3	0	25
02	MILLIGAN, Jonathan	g	3-5	1-2	1-3	0	1	1	0	8	2	0	0	19
13	DAVIS, Khameron	g	0-0	0-0	0-1	0	0	3	1	0	1	0	0	21
01	STEWART, Parker	f	1-7	1-5	0-0	0	1	1	3	1	0	0	0	20
05	CARR, Marcus	f	3-6	1-2	2-2	0	1	1	1	9	1	4	0	23
15	CHUKWUKA, Kene	f	0-0	0-0	0-0	1	2	3	4	0	1	0	0	15
23	STEVENSON, Shamiel	f	1-5	0-1	0-0	0	0	0	0	2	3	0	0	13
24	GEORGE, Samson	f	0-0	0-0	1-2	0	1	1	3	1	0	0	0	6
33	BOYKINS, Monty	f	1-2	1-2	1-2	0	1	1	2	4	0	2	0	10
42	ILEGOMAH, Peace	f	0-0	0-0	2-2	2	2	4	4	2	0	1	0	8
	Team					2	3	5						
	Totals		18-58	10-29	8-14	10	22	32	21	54	11	14	0	5

FG % 1st Half: 8-28 28.6%	2nd half: 10-30 33.3%	Game: 18-58 31.0%	Deadball Rebounds: 3
3FG % 1st Half: 4-14 28.6%	2nd half: 6-15 40.0%	Game: 10-29 34.5%	
FT % 1st Half: 1-2 50.0%	2nd half: 7-12 58.3%	Game: 8-14 57.1%	

Officials: Earl Walton, Sean Hull, Raymond Styons
Technical fouls: Penn State-None. Pittsburgh-None.
Attendance: 5904
2017 Progressive Legends Classic - Semifinal Game 2

Score by periods	1st	2nd	Total
Penn State	47	38	85
Pittsburgh	21	33	54

Points	In	Off	2nd	Fast	Bench
PSU	40	25	8	12	23
UP	12	3	8	0	21

Last FG - PSU 2nd-01:12, UP 2nd-01:01.
Largest lead - PSU by 42 2nd-04:50, UP None.
PSU led for 39:35, UP led for 00:00. Game was tied for 00:25.

#16 TEXAS A&M HOLDS OFF PSU FOR LEGENDS TITLE

BROOKLYN, N.Y. -- Penn State men's basketball went toe-to-toe with one of the nation's top 20 teams in Texas A&M in the championship game of the Legends Classic, but fell short in the final score, 98-87. The 16th-ranked Aggies shot 61.5 percent for the game and had five players in double figures with 22 points from point guard Duane Wilson and a 21-point, 10-rebound contribution from sophomore forward Robert Williams off the bench.

Scoring the most points of the season with 87, the Nittany Lion offense relied on sophomores Tony Carr and Lamar Stevens, who combined for 56 points. Penn State had its second-best shooting percentage from the field at 50.8 percent after a 57.6 mark in the Pittsburgh win the previous night. Defensively, the Nittany Lions forced 16 turnovers and held the Aggies' leading scorer D.J. Hogg to a third of his scoring average with only seven points. Hogg was scoreless in the first half.

Neither team held more than a five-point advantage in the first half with 11 lead changes and seven ties. The opening of the half hinted at more of the same action as in the first, but Stevens went to the bench with three personal fouls at the 18:20 mark. The Aggies turned their field goal shooting up a notch while the Nittany Lions struggled from the floor.

Over four-and-a-half minutes, Texas A&M put together a 20-5 run to take a 17-point lead, 70-53, with 12:09 left in the game. Back-to-back baskets for Stevens and back-to-back steals and scores from Jamari Wheeler and Carr knocked the margin to single digits.

Penn State responded again and again, pulling within six at the eight-minute mark, then five, 77-72, with just under six minutes remaining after another Wheeler steal led to a Wheeler layup. Missed shots over the next five minutes by the Nittany Lions allowed the Aggies to take and hold onto a double-digit lead. Penn State scored 10 points in the final 52 seconds, but the field goals were offset by Texas A&M free throws.

Stevens led Penn State in both rebounds and assists. For the tandem of Carr and Stevens, it was the second time in their careers they had both scored 20 or more points in a game, the last time was vs. Duquesne (1113/16).

The loss to Texas A&M was the first for the Nittany Lions in 2017-18 after starting their season with a 5-0 mark, its best since the 2008-09 campaign.

Official Basketball Box Score -- Game Totals -- Final Statistics Penn State vs Texas A&M 11/21/17 6:05 p.m. at Barclays Center (Brooklyn, N.Y.)

Penn State 87 • 5-1

#	Player	Total	3-Ptr		Rebounds	PF	TP	A	TO	Blk	Stl	Min		
			FG-FGA	FG-FGA									FT-FTA	Off
11	Stevens, Lamar	f	8-16	0-3	9-11	3	4	7	3	25	5	1	2	36
24	Watkins, Mike	f	3-5	0-0	1-2	1	2	3	3	7	2	0	2	25
10	Carr, Tony	g	11-20	2-4	7-11	0	1	1	2	31	3	2	0	4
23	Reaves, Josh	g	2-5	1-4	2-2	1	1	2	5	7	4	0	1	32
03	Garner, Shep	g	2-7	2-7	0-0	0	2	2	1	6	1	2	0	26
03	Pierce, Satchel	f	2-2	0-0	0-0	1	2	3	2	4	0	2	0	11
04	Bostick, Nazeer	f	0-1	0-0	1-2	0	0	0	1	1	0	1	0	8
05	Wheeler, Jamari	f	2-3	0-1	0-0	1	1	2	3	4	0	1	0	16
21	Harrar, John	f	0-0	0-0	0-0	0	0	0	1	0	0	1	0	2
44	Moore, Julian	f	1-2	0-0	0-0	0	0	0	0	2	0	0	0	6
	Team					2	1	1						
	Totals		31-61	5-19	20-28	9	14	23	21	87	15	10	5	14

FG % 1st Half: 16-26 61.5%	2nd half: 15-35 42.9%	Game: 31-61 50.8%	Deadball Rebounds: 2
3FG % 1st Half: 2-9 22.2%	2nd half: 3-10 30.0%	Game: 5-19 26.3%	
FT % 1st Half: 6-7 85.7%	2nd half: 14-21 66.7%	Game: 20-28 71.4%	

Texas A&M 98 • 4-0

#	Player	Total	3-Ptr		Rebounds	PF	TP	A	TO	Blk	Stl	Min		
			FG-FGA	FG-FGA									FT-FTA	Off
01	HOGG, D.J.	f	2-10	1-4	2-4	2	5	7	3	7	4	1	2	39
10	TROCHA-MORELOS, Ton	f	3-5	1-3	4-4	1	4	5	2	11	1	3	0	1
04	DAVIS, Tyler	c	6-9	1-1	2-2	2	4	6	1	15	1	0	0	28
03	GILDER, Admon	g	4-4	2-2	4-4	0	4	4	4	14	3	4	1	0
13	WILSON, Duane	g	7-10	1-1	7-7	0	2	2	4	22	6	3	1	30
00	CHANDLER, Jay Jay	f	1-2	0-1	2-2	1	0	1	2	4	1	0	0	14
02	STARKS, T.J.	f	0-2	0-0	4-4	0	0	0	1	4	1	3	0	14
44	WILLIAMS, Robert	f	10-12	0-0	1-2	3	7	10	4	21	1	2	1	23
	Team					0	1	1						
	Totals		33-54	6-12	26-29	9	27	36	21	98	18	16	5	5

FG % 1st Half: 15-27 55.6%	2nd half: 18-27 66.7%	Game: 33-54 61.1%	Deadball Rebounds: 1
3FG % 1st Half: 4-8 50.0%	2nd half: 2-4 50.0%	Game: 6-12 50.0%	
FT % 1st Half: 8-8 100.0%	2nd half: 18-21 85.7%	Game: 26-29 89.7%	

Officials: Brian Dorsey, Donnie Eppley, Rob Riley
Technical fouls: Penn State-None. Texas A&M-None.
Attendance: 5081
Progressive Legends Classic Championship Game
Progressive Legends Classic MVP - Robert Williams III
Progressive Legends Classic All-Tournament Team - Jeffrey Carroll (OSU), Lamar Stevens (PSU), Tony Carr (PSU), Duane Wilson (TA&M)

Score by periods	1st	2nd	Total
Penn State	40	47	87
Texas A&M	42	56	98

Points	In	Off	2nd	Fast	Bench
PSU	42	23	11	14	11
TAMU	52	14	17	11	29

Last FG - PSU 2nd-00:08, TAMU 2nd-00:48.
Largest lead - PSU by 5 1st-02:24, TAMU by 17 2nd-12:09.
PSU led for 08:59, TAMU led for 27:37. Game was tied for 03:24.

GAME-BY-GAME 2017-18 RECAPS

PENN STATE TOPS ORAL ROBERTS 86-48

UNIVERSITY PARK, Pa. -- Finishing out the November home schedule with a perfect 5-0 mark, the Penn State men's basketball team topped Oral Roberts 86-48. Four Nittany Lions scored in double figures with guards Nazeer Bostick and Jamari Wheeler having career-best days with 14 points each.

Penn State made six of its first seven attempts while holding the Golden Eagles to just 1-6 shooting in the game's first five minutes.

The Nittany Lions had their three highest field goal percentages of the season this week including the 56.1 percent against Oral Roberts, bolstered by a 66.7 percentage (19-27) in the second half. Defensively, Penn State held the Golden Eagles to 33.3 percent shooting for the game and only 25.9 percent (7-27) in the first half.

The defensive efforts translated into only 19 first-half points for Oral Roberts, the lowest total allowed by Penn State in any half this season. Penn State came out of halftime on a 17-5 run and shot 66.7 percent in the second period, the best of any half this season.

Highlights of the second half included three-straight steals by Wheeler, leading to two of his own layups, and a dunk by redshirt sophomore forward Mike Watkins. On the afternoon, Penn State tied a season-low with only 10 turnovers and swiped 14 steals, a total tied for second highest this year.

Wheeler set five career-high numbers and tied another with 14 points, a game-best seven rebounds, five steals and six field goals made, and tied his career-best with four assists. Bostick tied his career best with field goals made and, Josh Reaves, who totaled 10 points, added to his stat line with four steals, three assists and a blocked shot.

Penn State dominated in other team categories, scoring 44 of its 86 points in the paint to Oral Roberts' 20 and nearly doubling in point contributions from the bench (41-21). The Nittany Lions took advantage of Golden Eagles' mistakes, converting the 18 turnovers into 29 points.

With 86 points in today's game and 87, and 85, respectively, against Texas A&M and Pittsburgh, the Nittany Lions posted consecutive 80-plus-point games for the first time this season and the first time since the opening three games of 2016-17.

Official Basketball Box Score -- Game Totals -- Final Statistics Oral Roberts vs Penn State 11242017 3 p.m. at University Park, Pa. (Bryce Jordan Ctr)

Oral Roberts 48 • 1-5

#	Player	Total		3-Ptr	Rebounds			PF	TP	A	TO	Blk	Stl	Min	
		FG-FGA	FG-FGA	FG-FGA	Off	Def	Tot								
23	Nzekwesi, Emmanuel	f	5-10	1-2	0-0	2	4	6	1	11	1	3	1	1	32
25	White, Javan	f	1-6	0-1	0-1	2	2	4	3	2	2	2	0	2	27
44	Owens, Albert	c	1-7	0-0	1-2	2	3	5	0	3	1	0	1	1	18
02	Ruder, Austin	g	1-7	1-5	0-0	1	1	2	0	3	1	3	0	2	29
10	Kearris, Sam	g	3-7	2-3	0-0	1	1	2	3	8	1	8	0	1	34
03	Harris, Jontray	g	4-7	1-2	0-0	2	2	4	2	9	1	0	0	0	21
20	Sutton, Spencer	g	1-5	1-3	0-0	2	1	3	0	3	2	0	0	0	15
32	Manek, Kellen	g	0-0	0-0	0-0	0	0	0	0	0	0	0	0	0	2
33	Ahmedic, Emir	g	1-3	0-0	1-2	0	0	0	2	3	0	0	0	0	8
52	Miller, Chris	g	2-5	0-0	2-2	0	1	1	2	6	0	0	2	0	14
	Team					2	1	3							
Totals			19-57	6-16	4-7	14	16	30	13	48	8	18	3	7	200
FG % 1st Half: 7-27		25.9%	2nd half: 12-30		40.0%	Game: 19-57		33.3%							Deadball
3FG % 1st Half: 2-5		40.0%	2nd half: 4-11		36.4%	Game: 6-16		37.5%							Rebounds
FT % 1st Half: 3-5		60.0%	2nd half: 1-2		50.0%	Game: 4-7		57.1%							0

Penn State 86 • 6-1

#	Player	Total		3-Ptr	Rebounds			PF	TP	A	TO	Blk	Stl	Min	
		FG-FGA	FG-FGA	FG-FGA	Off	Def	Tot								
11	Stevens, Lamar	f	2-6	0-0	4-5	1	5	6	0	8	1	2	1	1	23
24	Watkins, Mike	f	4-5	0-0	0-0	1	5	6	1	8	1	3	3	0	19
10	Carr, Tony	g	4-5	3-4	2-2	0	1	1	3	13	5	1	0	0	21
23	Reaves, Josh	g	4-6	2-4	0-0	0	2	2	1	10	3	0	1	4	21
33	Garner, Shep	g	2-7	2-7	0-0	0	0	0	2	6	0	0	0	1	22
01	Zemgulis, Deivis	g	1-2	1-2	0-0	0	0	0	0	3	1	0	0	0	6
02	Nussbaum, Taylor	g	0-0	0-0	0-0	0	0	0	0	0	0	0	0	0	1
03	Pierce, Satchel	g	1-3	0-0	2-4	3	3	6	3	4	0	1	0	0	14
04	Bostick, Nazeer	g	5-9	0-1	4-6	3	2	5	0	14	0	1	0	0	23
05	Wheeler, Jamari	g	6-8	1-2	1-2	1	6	7	2	14	4	2	1	5	24
21	Harrar, John	g	2-2	0-0	0-0	1	1	2	0	4	0	0	0	0	7
22	Hazle, Grant	g	0-0	0-0	0-0	0	0	0	0	0	0	0	0	0	2
35	Buttrick, Trent	g	0-1	0-0	0-0	0	0	0	0	0	0	0	0	0	4
44	Moore, Julian	g	1-3	0-0	0-0	0	0	0	1	2	1	0	1	1	13
	Team					1	2	3							
Totals			32-57	9-20	13-19	11	27	38	13	86	16	10	7	14	200
FG % 1st Half: 14-30		46.7%	2nd half: 18-27		66.7%	Game: 32-57		56.1%							Deadball
3FG % 1st Half: 4-13		30.8%	2nd half: 5-7		71.4%	Game: 9-20		45.0%							Rebounds
FT % 1st Half: 6-9		66.7%	2nd half: 7-10		70.0%	Game: 13-19		68.4%							4

Officials: Gene Statore, Chris Beaver, Andy O'Brien
Technical fouls: Oral Roberts-None, Penn State-None.
Attendance: 4463

Score by periods	1st	2nd	Total
Oral Roberts	19	29	48
Penn State	38	48	86

Points	In	Off	2nd	Fast	Bench
Paint	Paint	T/O	Chance	Break	
ORU	20	6	10	2	21
PSU	44	29	16	16	41

Last FG - ORU 2nd-01:46, PSU 2nd-00:47.
Largest lead - ORU None, PSU by 39 2nd-04:56.
ORU led for 00:00, PSU led for 39:45, Game was tied for 00:15.

Score tied - 0 times.
Lead changed - 0 times.



DEIVIS ZEMGULIS
Jr. | F | 6-6 | 220
Kaunas, Lithuania



SATCHEL PIERCE
Jr. | F | 7-0 | 255
Barberton, Ohio



NAZEER BOSTICK
So. | G | 6-4 | 203
Philadelphia, Pa.




JAMARI WHEELER
Fr. | G | 6-1 | 170
Live Oak, Fla.




TONY CARR
So. | G | 6-5 | 204
Philadelphia, Pa.




LAMAR STEVENS
So. | F | 6-8 | 226
North Wales, Pa.



TAYLOR NUSSBAUM
Fr. | G | 6-2 | 175
South Salem, N.Y.



JOHN HARRAR
Fr. | F | 6-9 | 243
Wallingford, Pa.



GRANT HAZLE
So. | F | 6-5 | 192
Kingwood, Texas




JOSH REAVES
Jr. | G | 6-4 | 210
Fairfax, Va.



MIKE WATKINS
R-So. | F | 6-9 | 254
Philadelphia, Pa.



SHEP GARNER
Sr. | G | 6-2 | 196
Chester, Pa.



TRENT BUTTRICK
Fr. | F | 6-8 | 234
Bloomsburg, Pa.



JULIAN MOORE
Gr. | F | 6-10 | 248
Philadelphia, Pa.



PATRICK CHAMBERS
Head Coach
Seventh Season



KEITH URGO
Associate Head Coach
Seventh Season



DWAYNE ANDERSON
Assistant Coach
Fifth Season



JIM FERRY
Assistant Coach
First Season



ROSS CONDON
Dir. of Operations
Seventh Season



DAVID CAPORALETTI
Dir. of Player Development
Seventh Season



JONATHAN SALAZER
Athletic Trainer
21st Season



GREG MISKINIS
Strength Coach
Second Season



DR. GREG BILLY
Team Physician
Seventh Season



NICHOLAS COLELLA
Dir. of Recruiting
Third Season



NAZEER BOSTICK

4

G • 6-4 • 204
SOPHOMORE
PHILADELPHIA, PA
(ROMAN CATHOLIC)

AS A SOPHOMORE (2017-18)

- Shared team lead in scoring with Jamari Wheeler with 14 points vs. Oral Roberts (11-24). Tied his career high with five field goals against Golden Eagles.
- Recorded third game with double figures in points with 10 off 4-5 shooting from the field against Pittsburgh. Dished off for career bests in assists (4) and steals (4).
- Had 10 points vs. Columbia, going 6-6 from the free throw line. Pulled down a career-best eight rebounds with a then career-best three assists and tying his steals mark at the time (2).
- Upped his minutes on the court to 22 vs. Montana.
- Scored then-career-best 12 points in 20 minutes of action vs. Fairleigh Dickinson (11-12).
- First player off the bench and inserted into the starting lineup vs. Columbia due to injuries to guards Tony Carr and Josh Reaves.
- Had four points, two steals and two rebounds in 15 minutes of play in the opener.

► BOSTICK'S CAREER HIGHS

Points

Career..... 14, vs. Oral Roberts, 11/24/17

B1G Career..... 4, vs. Maryland, 2/7/17

Rebounds

Career..... 8, vs. Columbia, 11/17/17

B1G Career..... 2, 2x, last vs. Maryland, 2/7/17

Assists

Career..... 4, vs. Pittsburgh, 11/20/17

B1G Career..... 1, 2x, last vs. Maryland, 2/7/17

Blocks

Career..... 2, vs. Campbell, 11/10/17

B1G Career..... 1, 3x, last at Nebraska, 2/14/17

Steals

Career..... 4, vs. Pittsburgh, 11/17/17

B1G Career..... 2, at Nebraska, 2/14/17

Minutes

Career..... 35, vs. Columbia, 11/17/17

B1G Career..... 12, vs. Maryland, 2/7/17

Field Goals - Made

Career..... 5, 2x, last vs. Oral Roberts, 11/24/17

B1G Career..... 2, vs. Maryland, 2/7/17

Field Goals - Attempted

Career..... 11, vs. Columbia, 11/17/17

B1G Career..... 3, at Illinois, 2/11/17

3-Point Field Goals - Made

Career.....

B1G Career.....

3-Point Field Goals - Attempted

Career..... 2, 2x, last vs. Columbia, 11/17/17

B1G Career..... 2, at Nebraska, 2/14/17

Free Throws - Made

Career..... 6, vs. Columbia, 11/17/17

B1G Career..... 2, at Nebraska, 2/14/17

Free Throws - Attempted

Career..... 6, 2x, last vs. Oral Roberts, 11/24/17

B1G Career..... 2, at Nebraska, 2/14/17

Season	gp-gs	min/avg	Total		3-Point		F-Throws		Rebounds				Scoring							
			fg-fga	pct	fg-fga	pct	ft-flt	pct	off	def	tot	avg	pf	fo	ast	to	blk	stl	pts	avg
2016-17	18-0	120/6.7	9-29	.310	0-9	.000	5-5	1.000	2	11	13	0.7	13	0	6	11	4	7	23	1.3
2017-18	7-1	142/20.3	19-43	.442	0-3	.000	15-22	.682	8	12	20	2.9	9	0	7	10	0	9	53	7.6
TOTAL	25-1	262/10.5	28-72	.389	0-12	.000	20-27	.741	10	23	33	1.3	22	0	13	21	4	16	76	3.0



TRENT BUTTRICK

35

F • 6-8 • 234
FRESHMAN
BLOOMINGTON, PA
(COMMUNITY SCHOOL OF NAPLES (FL))

AS A FRESHMAN (2017-18)

- Played four minutes vs. Oral Roberts.
- Scored two points vs. Pittsburgh with three rebounds in three minutes of play.
- Saw one minute of action vs. Fairleigh Davidson and pulled down a defensive rebound.

► BUTTRICK'S CAREER HIGHS

Points

Career.....2, vs. Pittsburgh, 11/10/17
 B1G Career.....

Rebounds

Career..... 3, vs. Pittsburgh, 11/20/10
 B1G Career.....

Assists

Career.....
 B1G Career.....

Blocks

Career.....
 B1G Career.....

Steals

Career.....
 B1G Career.....

Minutes

Career.....4, vs. Oral Roberts, 11/24/17
 B1G Career.....

Field Goals - Made

Career.....1, vs. Pittsburgh, 11/20/17
 B1G Career.....

Field Goals - Attempted

Career..... 2, vs. Pittsburgh, 11/20/17
 B1G Career.....

3-Point Field Goals - Made

Career.....
 B1G Career.....

3-Point Field Goals - Attempted

Career.....
 B1G Career.....

Free Throws - Made

Career.....
 B1G Career.....

Free Throws - Attempted

Career..... 2, vs. Pittsburgh, 11/20/17
 B1G Career.....

Season	gp-gs	min/avg	Total		3-Point		F-Throws		Rebounds				Scoring							
			fg-fga	pct	fg-fga	pct	ft-fa	pct	off	def	tot	avg	pf	fo	ast	to	blk	stl	pts	avg
2017-18	3-0	8/2.7	1-3	.333	0-0	.000	0-2	.000	2	2	4	1.3	2	0	0	1	0	0	2	0.7
TOTAL	3-0	8/2.7	1-3	.333	0-0	.000	0-2	.000	2	2	4	1.3	2	0	0	1	0	0	2	0.7



TONY CARR

10

G • 6-5 • 204
SOPHOMORE
PHILADELPHIA, PA
(ROMAN CATHOLIC)

AS A SOPHOMORE (2017-18)

- Scored 21 of his 31 points against No. 16 Texas A&M in the first half, 12 in the final 3:55 of the period.
- Connected on six field goals (6-9) and had four three-pointers, a career best, in Penn State's 85-54 win over Pittsburgh. Fourteen of his points came in the first half and he collected six rebounds and added five assists and a steal to his final stat line
- Missed the Columbia game due to injury, ending a streak of consecutive starts at 36.
- Had seven points in limited action after leaving the Montana game early in the second half with an ankle injury.
- Scored 20 points against Fairleigh Dickinson, including going 9-9 from the free throw line and duplicated his previous game's effort with seven assists. Also added a career-best three steals.
- "Falling" away jumper against FDU Knights to end the half was No. 3 play on ESPN's SportsCenter.
- Opened the 2017-18 season with a team-leading and career-best 33 points vs. Campbell and pulled down nine rebounds and dished out seven assists. Set a career high with 13 free throws made and attempted. Had only one turnover in 35 minutes of play.

► CARR'S CAREER HIGHS

Points
Career.....33, vs. Campbell, 11/10/17
B1G Career.....24, vs. Indiana, 1/18/17

Rebounds
Career.....12, vs. Wright State, 12/3/16
B1G Career.....7, 4x, last at Nebraska, 2/14/17

Assists
Career.....14, at Indiana (3ot), 2/1/17
regulation: 8, vs. Morgan State, 12/21/16
B1G Career.....14, at Indiana (3ot), 2/1/17
regulation: 7, 3x, last at Iowa, 3/5/2017

Blocks
Career.....2, vs. Purdue (ot), 2/21/17
regulation: 1, 7x, last at Iowa, 3/5/17
B1G Career.....2, vs. Purdue (ot), 2/21/17
regulation: 1, 5x, last at Iowa, 3/5/17

Steals
Career.....4, vs. Texas A&M, 11/21/17
B1G Career.....2, 4x, last at Minnesota, 2/25/17

Minutes
Career.....42, at Indiana (3ot), 2/1/17
regulation: 38, 2x, last vs. Texas A&M, 11/21/17
B1G Career.....42, at Indiana (3ot) 2/1/17
regulation: 38, vs. Ohio State, 2/28/17

Field Goals - Made
Career.....9, vs. Purdue (ot), 2/21/17
regulation: 11, vs. Texas A&M, 11/21/17
B1G Career.....9, vs. Purdue (ot), 2/21/17
regulation: 8, last vs. Ohio State, 2/28/17

Field Goals - Attempted
Career.....23, vs. Campbell, 11/10/17
B1G Career.....17, 2x, last vs. Purdue, 2/21/17

3-Point Field Goals - Made
Career.....4, vs. Pittsburgh, 11/20/17
B1G Career.....2, 6x, last vs. Ohio State, 2/28/17

3-Point Field Goals - Attempted
Career.....7, at Indiana (3ot), 2/1/17
regulation: 6, 3x, last vs. Ohio State, 2/28/17
B1G Career.....7, at Indiana (3ot), 2/1/17
regulation: 6, vs. Ohio State, 2/28/17

Free Throws - Made
Career.....13, vs. Campbell, 11/10/17
B1G Career.....11, vs. Rutgers, 2/4/17

Free Throws - Attempted
Career.....15, vs. Campbell, 11/10/17
B1G Career.....13, vs. Rutgers, 2/4/17

Season	gp-gs		Total		3-Point		F-Throws		Rebounds				Scoring							
	min/avg	fg-fga	pct	fg-fga	pct	ft-fa	pct	off	def	tot	avg	pf	fo	ast	to	blk	stl	pts	avg	
2016-17	33-33	1084/32.8	141-374	.377	33-103	.320	121-157	.771	22	136	158	4.8	73	1	139	86	9	22	436	13.2
2017-18	6-6	169/28.2	38-76	.500	13-20	.650	31-37	.838	3	20	23	3.8	10	0	29	10	0	9	120	20.0
TOTAL	39-39	1253/32.1	179-450	.398	46-123	.374	152-194	.784	25	156	181	4.6	83	1	168	96	9	31	556	14.3



SHEP GARNER

33

G • 6-2 • 196
SENIOR
CHESTER, PA
(ROMAN CATHOLIC)

AS A SENIOR (2017-18)

- One of six Nittany Lions to score in double figures vs. Pittsburgh. Had 13 points in Legends Classic game at Barclays Center off 5-10 shooting with three treys.
- Suffered a broken nose vs. Montana game and wore a protective mask for Columbia game. Had 16 points in 16 minutes by halftime and added 10 more points for a game-high 26 on a career-best tying 10 field goals made.
- Expected to wear the protective mask for about a month, has removed it depending on comfort level.
- Ranks fourth on the Penn State all-time career list for three-point baskets made with 234. Currently tied for 10th on the NCAA active career list for made three pointers.
- Now has 1,254 career points for 19th on the Penn State all-time career scoring list. Dan Earl (1993-99) is currently 18th with 1,256 career points.
- Connected on four three-pointers against Montana for 12 points. Nailed two back to back to help give Penn State some breathing room late in the second half. Also had three assists.
- Collided with teammate Nazeer Bostick and, it would later be determined, broke his nose, but continued to play in the game against the Grizzlies.
- Played in his 100th career game in the season opener vs. Campbell.

► GARNER'S CAREER HIGHS

Points	Career 30, at Boston College, 12/2/15
	B1G Career 24, vs. Rutgers, 2/4/2017
Rebounds	Career 8, at Minnesota, 2/25/17
	B1G Career 8, at Minnesota, 2/25/17
Assists	Career 8, vs. Radford, 11/24/15
	B1G Career 7, vs. Northwestern, 3/3/16
Blocks	Career 1, 12x, last at Minnesota, 2/25/17
	B1G Career 1, 7x, last at Minnesota, 2/25/17
Steals	Career 4, 3x, last at Minnesota, 2/25/17
	B1G Career 4, at Minnesota, 2/25/17
Minutes	Career 50, at Indiana (3ot), 2/1/17
	regulation: 40, at Boston College, 12/2/15
	B1G Career 50, at Indiana (3ot), 2/1/17
	regulation: 40, Northwestern, 3/3/16
Field Goals - Made	Career 10, 2x, last vs. Columbia, 11/17/17
	B1G Career 9, vs. Rutgers, 2/4/17
Field Goals - Attempted	Career 20, vs. Colorado, 12/22/15
	B1G Career .. 18, 3x, last vs. Ohio State, 2/28/17
3-Point Field Goals - Made	Career 8, at Boston College, 12/2/15
	B1G Career 5, 4x, last vs. Ohio State, 2/28/17
3-Point Field Goals - Attempted	Career 14, vs. Ohio State, 2/28/17
	B1G Career 14, vs. Ohio State, 2/28/17
Free Throws - Made	Career 8, 2x, last vs. Colorado, 12/22/15
	B1G Career 7, vs. Northwestern, 3/3/16
Free Throws - Attempted	Career 9, 2x, last vs. Illinois (2ot), 3/6/16
	regulation: 8, 3x, last vs. Northwestern, 12/27/16
	B1G Career 9, vs. Illinois (2ot), 3/6/16
	regulation: 8, 3x, last vs. Northwestern, 12/27/16

Season	gp-gs		min/avg		Total		3-Point		F-Throws			Rebounds				Scoring									
	gp	gs	min	avg	fg-fga	pct	fg-fga	pct	ft-fa	pct	off	def	tot	avg	pf	fo	ast	to	blk	stl	pts	avg			
2014-15	34	33	979	28.8	104	286	.364	59	175	.337	46	58	.793	17	75	92	2.7	69	2	77	48	2	33	313	9.2
2015-16	32	32	1127	35.2	149	390	.382	75	205	.366	101	129	.783	9	94	103	3.2	59	1	109	65	7	42	474	14.8
2016-17	33	29	1058	32.1	133	351	.379	82	230	.357	48	63	.762	13	80	93	2.8	61	1	79	61	3	41	396	12.0
2017-18	7	7	205	29.3	25	65	.385	18	54	.333	3	6	.500	2	13	15	2.1	10	0	11	7	0	8	71	10.1
TOTAL	106	101	3369	31.8	411	1092	.376	234	664	.352	198	256	.773	41	262	303	2.9	199	4	276	181	12	124	1254	11.8



JOHN HARRAH

21

F • 6-9 • 243
FRESHMAN
WALLINGFORD, PA
(STRATH HAVEN)

AS A FRESHMAN (2017-18)

- Has seen action in five games this season with seven minutes in both Fairleigh Dickinson (11-12) and Oral Roberts (11-24) games.
- Went 2-2 from the field against Golden Eagles (11-24) and tied career-best two rebounds.
- Put back a teammate's missed shot against Fairleigh Dickinson for his first career points as a Nittany Lion. Finished with two offensive rebounds and a steal.
- Played one minute in the season opener vs. Campbell and had one personal foul.

► HARRAH'S CAREER HIGHS

Points
Career 4, 2x, last vs. Oral Roberts, 11/24/17
B1G

Rebounds
Career 2, 2x, last vs. Oral Roberts, 11/24/17
B1G

Assists
Career

Blocks
Career

Steals
Career 1, vs. Fairleigh Dickinson, 11/12/17
B1G 1, 3x, last at Iowa, 2/3/16

Minutes
Career 7, 2x, last vs. Oral Roberts, 11/24/17
B1G

Field Goals - Made
Career 2, 2x, last vs. Oral Roberts, 11/24/17
B1G

Field Goals - Attempted
Career 3, vs. Pittsburgh, 11/20/17
B1G

3-Point Field Goals - Made
Career

3-Point Field Goals - Attempted
Career

Free Throws - Made
Career

Free Throws - Attempted
Career 1, vs. Pittsburgh, 11/20/17
B1G

Season	gp-gs	min/avg	Total		3-Point		F-Throws		Rebounds				Scoring							
			fg-fga	pct	fg-fga	pct	ft-fta	pct	off	def	tot	avg	pf	fo	ast	to	blk	stl	pts	avg
2017-18	5-0	22/4.4	5-6	.833	0-0	.000	0-1	.000	4	1	5	1.0	4	0	0	2	0	1	10	2.0
TOTAL	5-0	22/4.4	5-6	.833	0-0	.000	0-1	.000	4	1	5	1.0	4	0	0	2	0	1	10	2.0

22



GRANT HAZLE

F • 6-5 • 192
SOPHOMORE
KINGWOOD, TEXAS
(WESTBURY CHRISTIAN)

AS A SOPHOMORE (2017-18)

- Played two minutes against Oral Roberts.
- As a native of the Houston area, fittingly made the final basket in the One America Appeal Hurricane Relief exhibition game vs. Lafayette.

Season	gp-gs	min/avg	Total		3-Point		F-Throws		Rebounds				Scoring							
			fg-fga	pct	fg-fga	pct	ft-fa	pct	off	def	tot	avg	pf	fo	ast	to	blk	stl	pts	avg
2016-17	5-0	2/0.4	1-2	.500	0-0	.000	0-0	.000	0	0	0	0.0	0	0	0	0	0	0	2	0.4
2017-18	1-0	2/2.0	0-0	.000	0-0	.000	0-0	.000	0	0	0	0.0	0	0	0	0	0	0	0	0.0
TOTAL	6-0	4/0.7	1-2	.500	0-0	.000	0-0	.000	0	0	0	0.0	0	0	0	0	0	2	0.3	



JULIAN MOORE

44

F • 6-10 • 248
GRADUATE STUDENT
PHILADELPHIA, PA
(GERMANTOWN ACADEMY)

AS A GRADUATE STUDENT (2017-18)

- Played 14 minutes vs. Pittsburgh (11-20) and went 2-2 from the field for four points. Collected four rebounds vs. Panthers as well.
- Inserted back into the starting lineup vs. Columbia and had three rebounds in nine minutes of action.
- Played a combined 11 minutes between Fairleigh Dickinson and Montana. Had three rebounds vs. Grizzlies.
- Earned a start in the season opener vs. Campbell and contributed eight points, six rebounds and had a block in 27 minutes.

► MOORE'S CAREER HIGHS

Points
Career 16, vs. Radford, 11/20/15
B1G Career 13, vs. Michigan State, 1/20/16

Rebounds
Career 10, vs. Wisconsin, 1/21/16
B1G Career 10, vs. Wisconsin, 1/21/16

Assists
Career 2, 2x, last vs. Wright State, 12/3/16
B1G Career 1, 8x, last at Minnesota, 2/25/17

Blocks
Career 4, vs. Kent State, 12/23/15
B1G Career .. 2, 9x, last vs. Purdue (ot), 2/21/17

Steals
Career 2 at Purdue, 1/21/17
B1G Career 2 at Purdue, 1/21/17

Minutes
Career 34, vs. Wisconsin, 1/21/16
B1G Career 34, vs. Wisconsin, 1/21/16

Field Goals - Made
Career 7, vs. Radford, 11/20/15
B1G Career 4, 3x, last at Indiana (ot), 2/1/17

Field Goals - Attempted
Career 11, vs. Radford, 11/20/15
B1G Career 7, at Illinois, 1/31/15

3-Point Field Goals - Made
Career 1, vs. Wisconsin, 2/18/15
B1G Career 1, vs. Wisconsin, 2/18/15

3-Point Field Goals - Attempted
Career 1, 3x, last vs. Bucknell, 11/28/15
B1G Career 1, vs. Wisconsin, 2/18/15

Free Throws - Made
Career 6, vs. Canisius, 12/10/15
B1G Career 5, 2x, last vs. Maryland, 2/7/17

Free Throws - Attempted
Career 7, vs. Michigan State, 1/10/16
B1G Career 7, vs. Michigan State, 1/10/16

Season	gp-gs	min/avg	Total		3-Point		F-Throws		Rebounds				Scoring							
			fg-fga	pct	fg-fga	pct	ft-fa	pct	off	def	tot	avg	pf	fo	ast	to	blk	stl	pts	avg
2013-14	7-0	68/9.7	2-6	.333	0-0	.000	4-4	1.000	1	10	11	1.6	12	1	1	0	3	2	8	1.1
2014-15	33-1	250/7.6	21-40	.525	1-1	1.000	7-18	.389	18	36	54	1.6	34	0	1	17	12	3	50	1.5
2015-16	31-12	480/15.5	41-92	.446	0-2	.000	37-55	.673	30	72	102	3.3	53	0	7	19	17	8	119	3.8
2016-17	32-9	476/14.9	35-76	.461	0-0	.000	19-27	.704	38	57	95	3.0	63	1	11	27	24	8	89	2.8
2017-18	7-2	80/11.4	7-14	.500	0-0	.000	4-6	.667	7	9	16	2.3	6	0	1	6	4	2	18	2.6
TOTAL	110-24	1354/12.3	106-228	.465	1-3	.333	71-110	.645	94	184	278	2.5	168	2	21	69	60	23	284	2.6



TAYLOR NUSSBAUM

20

F • 6-5 • 192
 SOPHOMORE
 KINGWOOD, TEXAS
 (WESTBURY CHRISTIAN)

AS A FRESHMAN (2017-18)

- Saw action in the Oral Roberts game (11-24)
- Walk-on member of the Nittany Lion basketball team who joined the squad this fall.

Season	gp-gs	min/avg	Total		3-Point		F-Throws		Rebounds				Scoring							
			fg-fga	pct	fg-fga	pct	ft-fa	pct	off	def	tot	avg	pf	fo	ast	to	blk	stl	pts	avg
2017-18	1-0	1/1.0	0-0	.000	0-0	.000	0-0	.000	0	0	0	0.0	0	0	0	0	0	0	0	0.0
TOTAL	1-0	1/1.0	0-0	.000	0-0	.000	0-0	.000	0	0	0	0.0	0	0	0	0	0	0	0	0.0



SATCHEL PIERCE

3

F • 7-0 • 255
JUNIOR
BARBERTON, OH
**(THE KISKI SCHOOL/
 VIRGINIA TECH)**

AS A JUNIOR (2017-18)

- Has played in all seven games with six rebounds in 14 minutes against Oral Roberts (11-24).
- Grabbed a key steal in game vs. No. 16 Texas A&M.
- Recorded third career double-figure scoring game with 11 points (2-5 FG) and career-best 7 made free throws vs. Columbia (11-17) in 15 minutes.
- Grabbed a Penn State-best five rebounds vs. Campbell.
- Seeing first action in 2017-18 after sitting out the 2016-17 season to satisfy NCAA transfer requirements.

► PIERCE'S CAREER HIGHS

Points	
Career	13, vs. Miami (Fla.), 3/7/2015
Penn State	11, vs. Columbia, 11/17/17
B1G	
Rebounds	
Career	7, vs. Northwestern (ot), 12/2/2015
Penn State	6, vs. Oral Roberts, 11/24/17
B1G	
Assists	
Career	3 at Louisville, 1/13/2015
Penn State	1, vs. Montana, 11/15/17
B1G	
Blocks	
Career	2, 7x, last vs. Alabama State, 11/14/2015
Penn State	1, vs. Montana, 11/15/17
B1G	
Steals	
Career	1, 9x, last vs. Texas A&M, 11/21/17
Penn State	
B1G	
Minutes	
Career	31 vs. Duke, 2/25/2015
Penn State	15, vs. Columbia, 11/17/17
B1G	
Field Goals - Made	
Career	5, 2x, last vs. Miami (Fla.), 3/7/2015
Penn State	2, 2x, last vs. Texas A&M, 11/24/17
B1G	
Field Goals - Attempted	
Career	8, vs. Miami (Fla.), 3/7/2015
Penn State	5, vs. Columbia, 11/17/17
B1G	
3-Point Field Goals - Made	
Career	
B1G	
3-Point Field Goals - Attempted	
Career	1, vs. Columbia, 11/17/17
B1G	
Free Throws - Made	
Career	7, vs. Columbia, 11/17/17
B1G	
Free Throws - Attempted	
Career	8, vs. Columbia, 11/17/17
B1G	

YEAR	GP-GS	MIN/AVG	TOTAL		3-POINT		FT-FTA			REBOUNDS			AVG	PF	FO	A	TO	BLK	STL	PTS	AVG
			FG-FGA	PCT	FG-FGA	PCT	PCT	OFF	DEF	TOT											
2014-15*	31-7	428/13.8	39-81	.481	0-0	.000	21-33	.636	35	39	74	2.4	84	4	14	39	23	6	99	3.2	
2015-16*	20-0	124/6.2	12-19	.632	0-0	.000	8-10	.800	9	17	26	1.3	28	0	6	10	4	3	32	1.6	
2017-18	7-0	83/11.9	6-18	.333	0-1	.000	15-24	.625	9	14	23	3.3	17	0	2	9	1	1	27	3.9	
TOTAL	58-7	636/10.9	57-118	.483	0-1	.000	44-67	.657	53	70	123	2.1	129	4	22	58	28	10	158	2.7	

*at Virginia Tech



JOSH REAVES

23

G • 6-4 • 210
JUNIOR
FAIRFAX, VA
(OAK HILL ACADEMY)

AS A JUNIOR (2017-18)

- Has five double-figure scoring games in 2017-18.
- Returned to starting lineup vs. Pittsburgh and had 10 points, for his fourth-straight double-figure game, including two three-pointers, five rebounds and three steals.
- Leads the Big Ten in both total steals and steals per game and ranks 10th in the nation in total steals with 18 and 8th in steals per game with 3.00.
- Second on the team with a field goal percentage of 54.3.
- Missed the Columbia game with an ankle injury.
- Had double figures in points with 12 against Montana.
- One of five Nittany Lions to score in double figures against Fairleigh Dickinson with 17. Pulled down a game-high nine rebounds and had four assists and four steals.
- Scored 15 points in the opener against Campbell with eight rebounds and three steals. Made career-best seven free throws on eight trips to the line.

► REAVES' CAREER HIGHS

Points
 Career 25, at Iowa, 3/5/17
 B1G Career 25, at Iowa, 3/5/17

Rebounds
 Career 10, vs. Canisius, 12/10/15
 B1G Career 8, vs. Minnesota, 1/14/17

Assists
 Career 7, vs. Canisius, 12/10/15
 B1G Career 6, vs. Michigan State, 1/17/17

Blocks
 Career 3, 4x, last vs. Illinois, 1/28/17
 B1G Career 3, 4x, last vs. Illinois, 1/28/17

Steals
 Career 5, 3x, last vs. Purdue, 2/21/17
 B1G Career 5, 2x, last vs. Purdue, 2/21/17

Minutes
 Career ... 37, 2x, last vs. Northwestern, 12/27/16
 B1G Career 37, vs. Northwestern, 12/27/16

Field Goals - Made
 Career 10, at Iowa, 3/5/17
 B1G Career 10, at Iowa, 3/5/17

Field Goals - Attempted
 Career 16, vs. Northwestern, 12/27/16
 B1G Career 16, vs. Northwestern, 12/27/16

3-Point Field Goals - Made
 Career 4, at Purdue, 1/21/17
 B1G Career 4, at Purdue, 1/21/17

3-Point Field Goals - Attempted
 Career 6, 2x, last vs. at Purdue, 1/21/17
 B1G Career ... 6, 2x, last vs. at Purdue, 1/21/17

Free Throws - Made
 Career 7, vs. Campbell, 11/10/17
 B1G Career .. 5, 2x, last vs. Minnesota, 1/14/17

Free Throws - Attempted
 Career 8, 3x, last vs. Montana, 11/15/17
 B1G Career 8, at Minnesota, 1/14/17

Season	gp-gs		min/avg		Total		3-Point		F-Throws		Rebounds				Scoring										
	gp	gs	min	avg	fg-fga	pct	fg-fga	pct	ft-fta	pct	off	def	tot	avg	pf	fo	ast	to	blk	stl	pts	avg			
2015-16	26	20	620	23.8	66	176	.375	3	39	.077	31	41	.756	34	62	96	3.7	68	2	50	36	23	36	166	6.4
2016-17	28	23	759	27.1	81	181	.448	19	59	.322	34	48	.708	37	75	112	4.0	84	3	59	54	21	60	215	7.7
2017-18	6	6	168	28.0	25	46	.543	7	20	.350	14	20	.700	9	19	28	4.7	15	1	13	9	5	18	71	11.8
TOTAL	60	49	1547	25.8	172	403	.427	29	118	.246	79	109	.725	80	156	236	3.9	167	6	122	99	49	114	452	7.5



LAMAR STEVENS

11

F • 6-7 • 218
SOPHOMORE
PHILADELPHIA, PA
(ROMAN CATHOLIC)

AS A SOPHOMORE (2017-18)

- Second on the team in points (14.6) and is the team's top rebounder (6.7).
- Tied his career best for points in a regulation game with 25 vs. No. 16 Texas A&M.
- Had team-high eight rebounds vs. Pittsburgh and had two steals vs. Panthers.
- Led Penn State in scoring and rebounding as well as steals vs. Montana.
- Had a skein of five-straight double-figure scoring games, including 25 points (8-14 FG), including 8 free throws, against Montana. Added two blocks to his stat line vs. Grizzlies.
- Has a streak of 40 games started with seven in 2017-18 and 33 in 2016-17).

► STEVENS' CAREER HIGHS

Points
 Career26, at Indiana (3ot), 2/1/17
 regulation: 25, 3x, last vs. Texas A&M, 11/21/17
 B1G Career26, at Indiana (3ot), 2/1/17
 regulation: 25, vs. Maryland, 2/7/17

Rebounds
 Career9, 2x last at Michigan, 1/4/17
 B1G Career9, at Michigan, 1/4/17

Assists
 Career5, 2x, last vs. Texas A&M, 11/21/17
 B1G Career4, at Iowa, 3/5/17

Blocks
 Career3, vs. Duke, 11/19/16
 B1G Career2, 2x, last at Iowa, 3/5/17

Steals
 Career3, 2x, last vs. Ohio State, 2/28/17
 B1G Career .3, 2x, last vs. Ohio State, 2/28/17

Minutes
 Career42, at Indiana (3ot), 2/1/17
 regulation: 38, vs. Montana, 11/15/17
 B1G Career42, at Indiana (3ot), 2/1/17
 regulation: 36, 2x, last at Minnesota, 2/25/17

Field Goals - Made
 Career9, at Indiana (3ot), 2/1/17
 regulation: 8, 4x, last vs. Montana, 11/15/17
 B1G Career9, at Indiana (3ot), 2/1/17
 regulation: 8, 2x, last at Illinois, 2/11/17

Field Goals - Attempted
 Career20, vs. Purdue (ot), 2/21/17
 regulation: 16, vs. Grand Canyon, 11/15/16
 B1G Career20, vs. Purdue (ot), 2/21/17
 regulation: 15, 3x, last at Minnesota, 2/25/17

3-Point Field Goals - Made
 Career2, 2x, last vs. Ohio State, 2/21/17
 B1G Career .2, 2x, last vs. Ohio State, 2/21/17

3-Point Field Goals - Attempted
 Career5, vs. Purdue (ot), 2/21/17
 regulation: 5, vs. Columbia, 11/17/17
 B1G Career5, vs. Purdue, 2/21/17
 regulation: 3, vs. Maryland, 2/7/17

Free Throws - Made
 Career12, vs. Duquesne, 11/13/16
 B1G Career8, vs. Maryland, 2/7/17

Free Throws - Attempted
 Career13, vs. Duquesne, 11/13/16
 B1G Career12, vs. Maryland, 2/7/17

Season	gp-gs	min/avg	Total		3-Point		F-Throws		Rebounds				Scoring							
			fg-fga	pct	fg-fga	pct	ft-fta	pct	off	def	tot	avg	pf	fo	ast	to	blk	stl	pts	avg
2016-17	33-33	918/27.8	148-345	.429	11-32	.344	112-146	.767	54	129	183	5.5	90	3	55	74	21	27	419	12.7
2017-18	7-7	212/30.3	35-79	.443	4-17	.235	28-35	.800	12	35	47	6.7	14	1	16	20	10	7	102	14.6
TOTAL	40-40	1130/28.3	183-424	.432	15-49	.306	140-181	.773	66	164	230	5.8	104	4	71	94	31	34	521	13.0

24



MIKE WATKINS

F • 6-9 • 254
REDSHIRT SOPHOMORE
PHILADELPHIA, PA
(THE PHELPS SCHOOL)

AS A REDSHIRT SOPHOMORE (2017-18)

- With 75.0% shooting from the field (27-36 FG), has a hold on the top spot on Penn State's career field goal percentage career list at 61.3%.
- Ranks fifth in the nation in total blocks with 21 and seventh in blocked shots per game with 3.50.
- Improved his field goal percentage with a perfect 6-6 mark from the field vs. Pittsburgh.
- One of six Nittany Lions to score in double figures vs. Pittsburgh with 13.
- Rebound leader for the Nittany Lions at 7.5 per game.
- Recorded first double-double of 2017-18 and ninth of his career vs. Columbia with 11 points and 14 rebounds, one board shy of tying his career best.
- Went 5-5 FG in the second half against Columbia and Nittany Lions leaned on his 10 points and six blocks (4 in second half)
- Pulled down six rebounds (all defensive) and had eight points vs. Montana.
- Had 15 points off 6-9 FG shooting and with five rebounds and three blocks in outing vs. Fairleigh Dickinson.
- Missed the first game of the season vs. Campbell.

► WATKINS' CAREER HIGHS

Points
 Career 20, at George Washington, 11/26/16
 B1G Career 17, at Iowa, 3/5/17

Rebounds
 Career 15, 2x, last vs. Minnesota, 2/14/17
 B1G Career 15, 2x, last vs. Minnesota, 2/14/17

Assists
 Career 4, vs. St. John's, 12/18/16
 B1G Career 2, 3x, last at Iowa, 3/5/17

Blocks
 Career .8, 2x, last vs. Nebraska (ot-B10), 3/8/17
 regulation: 8 vs. Wright State, 12/3/16
 B1G Career 4, vs. Maryland, 2/7/17

Steals
 Career 2, 6x, vs. Oral Roberts, 11/24/17
 B1G Career .2, 3x, last vs. Purdue (ot), 2/21/17

Minutes
 Career 39, vs. Nebraska (ot-B10), 3/8/17
 regulation: 32, last at Illinois, 2/11/17
 B1G Career 32, last at Illinois, 2/11/17

Field Goals - Made
 Career 9, vs. Nebraska (ot), 3/8/17
 regulation: 8, at Iowa, 3/5/17
 B1G Career 8, at Iowa, 3/5/17

Field Goals - Attempted
 Career 14, at George Washington, 11/26/16
 B1G Career 9, vs. Minnesota, 1/14/17

3-Point Field Goals - Made
 Career
 B1G Career

3-Point Field Goals - Attempted
 Career
 B1G Career

Free Throws - Made
 Career 6, 3x, last vs. Maryland, 2/7/17
 B1G Career 6, vs. Maryland, 2/7/17

Free Throws - Attempted
 Career 7, at George Washington, 11/26/17
 B1G Career .6, 4x, last vs. Ohio State, 2/21/17

Season	gp-gs	min/avg	Total		3-Point		F-Throws		Rebounds				Scoring							
			fg-fga	pct	fg-fga	pct	ft-fta	pct	off	def	tot	avg	pf	fo	ast	to	blk	stl	pts	avg
2016-17	33-24	786/23.8	128-217	.590	0-0	.000	63-98	.643	82	185	267	8.1	83	0	20	43	90	25	319	9.7
2017-18	6-6	128/21.3	27-36	.750	0-0	.000	8-12	.667	6	33	39	6.5	12	0	4	9	21	7	62	10.3
TOTAL	39-30	914/23.4	155-253	.613	0-0	.000	71-110	.645	88	218	306	7.8	95	0	24	52	111	32	381	9.8



JAMARI WHEELER

5

G • 6-1 • 170
FRESHMAN
LIVE OAK, FL
(THE ROCK SCHOOL)

AS A FRESHMAN (2017-18)

- Averaging 20.3 minutes per game in seven games.
- Second on team with 14 steals.
- Went 8-12 (66.7%) from field in three games last week, dishing out six assists with eight steals and a block.
- Against 16th-ranked Texas A&M, Wheeler had two steals that lead directly to layups in the second half, the second punctuating a Penn State rally to trim the Aggie lead to five.
- Shared team scoring lead with Nazeer Bostick in Oral Roberts game (11-24) with career-best 14 points.
- Against Oral Roberts, Wheeler started out quickly with six points and two steals in his first four minutes of play. He finished with a game-high and career-high 14 points and led the Nittany Lions with seven rebounds, and five steals, also career bests. The five steals are a season-high for a Nittany Lion.
- Wheeler played 19 minutes against Pittsburgh and had two assists without any turnovers, a steal and a rebound.

► WHEELER'S CAREER HIGHS

Points
 Career 14, vs. Oral Roberts, 11/24/17
 B1G

Rebounds
 Career 7, Fairleigh Dickinson, 11/12/17
 B1G

Assists
 Career 4, 2x, last vs. Oral Roberts, 11/24/17
 B1G

Blocks
 Career 1, vs. Oral Roberts, 11/24/17
 B1G

Steals
 Career 5, vs. Oral Roberts, 11/24/17
 B1G

Minutes
 Career 36, vs. Columbia, 11/17/17
 B1G

Field Goals - Made
 Career 6, vs. Oral Roberts, 11/24/17
 B1G

Field Goals - Attempted
 Career 9, vs. Columbia, 11/17/17
 B1G

3-Point Field Goals - Made
 Career 1, vs. Oral Roberts, 11/24/17
 B1G

3-Point Field Goals - Attempted
 Career 3, vs. Columbia, 11/17/17
 B1G

Free Throws - Made
 Career 3, vs. Columbia, 11/17/17
 B1G

Free Throws - Attempted
 Career 3, vs. Columbia, 11/17/17
 B1G

Season	gp-gs	min/avg	Total		3-Point		F-Throws		Rebounds				Scoring							
			fg-fga	pct	fg-fga	pct	ft-flt	pct	off	def	tot	avg	pf	fo	ast	to	blk	stl	pts	avg
2017-18	7-0	141/20.1	12-30	.400	1-10	.100	5-9	.556	5	12	17	2.4	18	1	13	8	1	14	30	4.3
TOTAL	7-0	141/20.1	12-30	.400	1-10	.100	5-9	.556	5	12	17	2.4	18	1	13	8	1	14	30	4.3



DEIVIS ZEMGULIS

1

F • 6-6 • 220
JUNIOR
KAUNAS, LITHUANIA
(ST. MARY KYKEN (MD.))

AS A JUNIOR (2017-18)

- Saw eight minutes of action vs. Pittsburgh (11-20) and six minutes in Oral Roberts game (11-24).
- Collected four rebounds vs. Columbia and had an assist.
- Hit a three vs. Fairleigh Dickinson and added a rebound.
- Scored two points and had a rebound in three minutes vs. Campbell
- Played in three games to open the season, averaging 8.3 minutes in those contests. Did not see time in the Montana game.

► ZEMGULIS' CAREER HIGHS

Points
 Career11, vs. Kent State, 12/23/15
 B1G 8, at Maryland, 12/30/15

Rebounds
 Career 5, at Purdue, 1/13/16
 B1G 5, at Purdue, 1/13/16

Assists
 Career2, last vs. Michigan, 1/30/16
 B1G2, last vs. Michigan, 1/30/16

Blocks
 Career 1, vs. Albany, 11/11/16
 B1G

Steals
 Career1, 7x, last vs. Fairleigh Dickinson, 11/12/17
 B1G1, 3x, last at Iowa, 2/3/16

Minutes
 Career27, at Purdue, 1/15/16
 B1G27, at Purdue, 1/15/16

Field Goals - Made
 Career 4, vs. Kent State, 12/23/15
 B1G3, at Maryland, 12/30/15

Field Goals - Attempted
 Career7, at Ohio State, 1/25/16
 B1G7, at Ohio State, 1/25/16

3-Point Field Goals - Made
 Career1, 14x, last vs. Fairleigh Dickinson, 11/12/17
 B1G 1, 7x, last at Purdue, 1/21/17

3-Point Field Goals - Attempted
 Career4 vs. Colgate, 11/23/16
 B1G 3, 5x, last at Iowa, 2/3/16

Free Throws - Made
 Career 4, vs. Minnesota, 1/5/16
 B1G4, vs. Minnesota, 1/5/16

Free Throws - Attempted
 Career4, 2x, last vs. Wisconsin, 1/21/16
 B1G4, 2x, last vs. Wisconsin, 1/21/16