



2022 PENN STATE BASEBALL

PENN STATE VS. MARYLAND | APRIL 1-3, 2022 | COLLEGE PARK, MD.

2022 SCHEDULE

Date Opponent Time/Result

FEBRUARY

| | | |
|----|-------------------------------|-----------------|
| 18 | vs. Monmouth (Cary, N.C.) | L, 1-10 |
| 19 | vs. LIU (DH) (Cary, N.C.) | W, 14-3/L, 8-11 |
| 20 | vs. Northeastern (Cary, N.C.) | L, 1-8 |
| 25 | vs. Maine (Cary, N.C.) | W, 4-3 |
| 26 | vs. Maine (DH) (Cary, N.C.) | L, 3-5/W, 9-3 |

MARCH

| | | |
|-------|-------------------------|-------------|
| 4 | at #5 Virginia (ACCNX) | L, 1-10 |
| 5 | at #5 Virginia (ACCNX) | L, 4-10 |
| 6 | at #5 Virginia (ACCNX) | L, 1-13 |
| 8 | at VMI (ESPN+) | L, 4-11 |
| 11 | vs. UMass (Cary, N.C.) | W, 10-6 |
| 12 | vs. UMass (Cary, N.C.) | L, 4-11 |
| 13 | vs. UMass (Cary, N.C.) | W, 1-0 |
| 15-16 | NIAGARA (B1G+) | Canceled |
| 18 | MILWAUKEE (B1G+) | W, 6-4 |
| 19 | MILWAUKEE (B1G+) | W, 4-3 |
| 20 | MILWAUKEE (B1G+) | L, 0-12 |
| 22 | YOUNGSTOWN STATE (B1G+) | L, 1-2 |
| 25 | RUTGERS* (B1G+) | L, 4-6 |
| 25 | RUTGERS* (B1G+) | W, 8-6 |
| 26 | RUTGERS* (B1G+) | L, 6-20 |
| 29 | PITT (B1G+) | PPD |
| 30 | ST. BONAVENTURE (B1G+) | W, 3-2 (10) |

APRIL

| | | |
|----|-------------------------|-----------|
| 1 | at #25 Maryland* (B1G+) | 6:30 p.m. |
| 2 | at #25 Maryland* (B1G+) | 2 p.m. |
| 3 | at #25 Maryland* (B1G+) | 1 p.m. |
| 6 | BUCKNELL (B1G+) | 6 P.M. |
| 8 | at Northwestern* (B1G+) | 4:30 p.m. |
| 9 | at Northwestern* (B1G+) | 3 p.m. |
| 10 | at Northwestern* (B1G+) | 2 p.m. |
| 12 | WEST VIRGINIA (B1G+) | 6 P.M. |
| 14 | PURDUE* (B1G+) | 6 P.M. |
| 15 | PURDUE* (B1G+) | 6 P.M. |
| 16 | PURDUE* (B1G+) | 1 P.M. |
| 20 | MOUNT ST. MARY'S (B1G+) | 6 P.M. |
| 22 | at Minnesota* (B1G+) | 7 p.m. |
| 23 | at Minnesota* (B1G+) | 3 p.m. |
| 24 | at Minnesota* (B1G+) | 11 a.m. |
| 26 | BUCKNELL (B1G+) | 6 P.M. |
| 27 | at West Virginia | 6:30 p.m. |
| 29 | OMAHA (B1G+) | 6 P.M. |
| 30 | OMAHA (B1G+) | 6 P.M. |

MAY

| | | |
|-------|--------------------------------------|-----------|
| 1 | OMAHA (B1G+) | 1 P.M. |
| 6 | MICHIGAN STATE* (B1G+) | 6 P.M. |
| 7 | MICHIGAN STATE* (B1G+) | 1 P.M. |
| 8 | MICHIGAN STATE* (B1G+) | 1 P.M. |
| 10 | at Georgetown (Bowie Baysox Stadium) | 6 p.m. |
| 13 | at Ohio State* (B1G+) | 6:05 p.m. |
| 14 | at Ohio State* (B1G+) | 3:05 p.m. |
| 15 | at Ohio State* (BTN) | 1:05 p.m. |
| 17 | at Pitt (PNC Park) | 6 p.m. |
| 19 | ILLINOIS* (B1G+) | 6 P.M. |
| 20 | ILLINOIS* (B1G+) | 6 P.M. |
| 21 | ILLINOIS* (B1G+, Senior Day) | 1 P.M. |
| 25-29 | Big Ten Tournament (Omaha, Neb.) | TBA |

STRATEGIC COMMUNICATIONS

Primary Contact.....Paul Marboe
 Office Phone.....814-865-1757
 Cell Phone.....814-777-7604
 Email.....prm5118@psu.edu

PENN STATE NITTANY LIONS
(9-13, 1-2 BIG TEN)



vs.
NO. 25 MARYLAND TERRAPINS
(20-5, 0-0 BIG TEN)



GOPSUSPORTS.COM | @PENNSTATEBASE | BOB "TURTLE" SMITH STADIUM
B1G+ | RADIO: ESPN Radio 103.7/1450 (Brian Tripp)

ONLINE | Links to live video, live audio and live stats available at GoPSUSports.com

LEADING OFF

- Penn State travels to Maryland to continue Big Ten play.
- The Terrapins are ranked 25th in the Baseball America poll.
- The Nittany Lions trail the all-time series, 19-17, and play Maryland at Bob "Turtle" Smith Stadium for the first time since 2017.
- Penn State earned a 3-2 win in 10 innings over St. Bonaventure on Wednesday night.
- The Nittany Lions pitching staff had another strong performance with 13 strikeouts.
- Five Nittany Lions had multiple strikeouts (Kohls, Renner 3; Molsky, Morales, Partridge 2).
- Freshman played a big role in the pitching success as Tommy Molsky, Seneca Gregory and Chase Renner (2 innings) each threw shutout frames. Renner earned his first career win.
- Jay Harry drove in two runs, including a walk-off RBI single and an RBI double.
- Over the last 10 games, Harry is batting .306 with two doubles and two homers.
- Matt Wood is hitting .414 over the last 10 games with four extra-base hits and eight RBI.
- Jaden Henline is set to make his first start of the season against Maryland.
- Henline has a 2.75 ERA in eight appearances with 25 strikeouts and only four walks.
- Jordan Morales and Tyler Shingledecker lead PSU with 10 appearances on the mound.

PROJECTED STARTERS



Jaden Henline
RHP | So. | 6-2 | 195
New Cumberland, Pa.
8 Appearances/O Starts
0-1, 2.75 ERA, 25K/4BB



TBA



TBA

LINEUP (MOST STARTS BY POSITION)

| No. | Name | Pos. | B/T | Ht./Wt. | Yr. | AVG | HR | RBI |
|-----|----------------|------|-----|----------|-------|------|----|-----|
| 14 | Matt Wood | C | L/R | 5-10/190 | Jr. | .375 | 4 | 19 |
| 41 | Josh Spiegel | 1B | R/R | 6-3/206 | R-Jr. | .293 | 2 | 10 |
| 2 | Kyle Hannon | 2B | L/R | 5-10/194 | So. | .288 | 0 | 6 |
| 1 | Jay Harry | SS | L/R | 6-0/195 | So. | .291 | 3 | 12 |
| 7 | C.J. Pittaro | 3B | L/R | 6-1/195 | So. | .194 | 0 | 6 |
| 3 | Cole Bartels | LF | R/R | 6-3/195 | Gr. | .264 | 0 | 6 |
| 35 | Billy Gerlott | CF | R/R | 6-1/195 | So. | .269 | 0 | 8 |
| 13 | Tayven Kelley | RF | R/R | 6-3/200 | Jr. | .167 | 0 | 7 |
| 30 | Anthony Steele | DH | L/L | 6-4/225 | Fr. | .262 | 1 | 4 |

| No. | Name | Pos. | B/T | Yr. | Ht. | Wt. | Hometown/High School/Last School |
|-----|---------------------|-------------|-----|-------|------|-----|---|
| 1 | Jay Harry | IF | L/R | So. | 6-0 | 195 | Metuchen, N.J./Metuchen |
| 2 | Kyle Hannon | IF/OF | L/R | So. | 5-10 | 194 | Harrisburg, Pa. / Red Land |
| 3 | Cole Bartels | OF/IF | R/R | Gr. | 6-3 | 195 | Belmont, Mass. / Belmont |
| 4 | Tyson Cooper | C/IF | S/R | R-So. | 5-9 | 200 | State College, Pa. / State College Area |
| 5 | Carson Ertter | OF | L/L | Jr. | 5-10 | 175 | Ebensburg, Pa. / Bishop Carroll Catholic |
| 6 | Joe Nastasi | RHP | R/R | So. | 6-0 | 217 | State College, Pa. / State College |
| 7 | C.J. Pittaro | IF | L/R | So. | 6-1 | 195 | Hamilton, N.J. / Steinert / Vanderbilt |
| 8 | Patrick DeMarco | RHP | R/R | Fr. | 6-1 | 200 | Los Angeles, Calif. / Marantha |
| 9 | Connor Throneberry | IF/RHP | R/R | Fr. | 6-6 | 230 | St. Louis, Mo. / Marquette Senior |
| 10 | Tanner Folds | LHP | R/L | Fr. | 6-1 | 195 | Calhoun, Ga. / Sonoraville |
| 11 | Chad Rogers | RHP | R/R | So. | 6-5 | 220 | Mentor, Ohio/Mentor |
| 12 | Kellan Tulio | LHP | L/L | Jr. | 6-2 | 215 | Emmaus, Pa. / Emmaus / Louisville |
| 13 | Tayven Kelley | OF | R/R | Jr. | 6-3 | 200 | Boiling Springs, Pa. / Boiling Springs |
| 14 | Matt Wood | C | L/R | Jr. | 5-10 | 190 | Gibsonia, Pa. / Pine Richland |
| 15 | Brenden Franks | IF/RHP | R/R | Jr. | 6-3 | 205 | State College, Pa. / State College |
| 17 | Seneca Gregory | RHP | R/R | Fr. | 6-4 | 225 | Stafford, Va. / Mountain View |
| 18 | Mason Mellott | RHP | R/R | Gr. | 6-0 | 205 | State College, Pa. / State College Area |
| 19 | Derek Cease | RHP/IF | R/R | Fr. | 5-8 | 150 | Plymouth, Pa. / Greater Nanticoke Area |
| 20 | Blaise Sclafani | RHP | R/R | Sr. | 6-6 | 200 | Souderton, Pa. / Souderton / UMass Lowell |
| 21 | Steven Miller | RHP | R/R | Sr. | 6-1 | 190 | Pittsburgh, Pa. / North Hills |
| 22 | Johnny Piacentino | OF | R/R | Jr. | 5-11 | 185 | Cherry Hill, N.J. / Bishop Eustace Prep |
| 23 | Jake Cooper | IF | R/R | Fr. | 5-9 | 195 | State College, Pa. / State College Area |
| 24 | Jaden Henline | RHP | L/R | So. | 6-2 | 195 | New Cumberland, Pa. / Red Land |
| 25 | Chase Renner | RHP | R/R | Fr. | 6-4 | 190 | Alburtis, Pa. / Brandywine Heights |
| 27 | Tommy Molsky | RHP | R/R | Fr. | 6-1 | 160 | Dillsburg, Pa. / Northern York County |
| 28 | Hutch Gagnon | LHP | L/L | Sr. | 6-3 | 220 | Downingtown, Pa. / Downingtown East |
| 29 | Carson Kohls | RHP | R/R | So. | 6-0 | 195 | Sacramento, Calif. / El Camino |
| 30 | Anthony Steele | 1B/LHP/OF/L | L | Fr. | 6-4 | 225 | Shelton, Conn. / Shelton |
| 31 | Ryan Partridge | LHP | R/L | Jr. | 6-3 | 215 | Wexford, Pa. / North Allegheny |
| 33 | Travis Luensmann | RHP | R/R | So. | 6-6 | 234 | Altoona, Pa. / Bellewood-Antis / South Carolina |
| 34 | Richie Paltridge | LHP/1B/OF/L | L | So. | 6-3 | 194 | Montgomery, N.Y. / John S. Burke Catholic |
| 35 | Billy Gerlott | OF/IF | R/R | So. | 6-1 | 195 | Auburn, Pa. / Blue Mountain |
| 36 | Tyler Shingledecker | LHP | R/L | Sr. | 6-3 | 185 | Huntersville, N.C. / Hough |
| 37 | Jordan Morales | LHP | R/L | Jr. | 5-9 | 175 | Souderton, Pa. / Souderton / LaSalle |
| 40 | Ben Kailher | IF | R/R | Jr. | 5-8 | 160 | Rumford, R.I. / Providence Country Day |
| 41 | Josh Spiegel | C/1B | R/R | R-Jr. | 6-3 | 206 | Jennette, Pa. / Penn Trafford / Oklahoma State |
| 44 | Devin Fletcher | RHP | R/R | Fr. | 6-8 | 215 | Bethlehem, Pa. / Liberty |
| 46 | Noah Burke | OF | L/R | Fr. | 6-0 | 192 | Pittsburgh, Pa. / Canon McMillan |
| 49 | Ben DeMell | RHP/IF | L/R | Fr. | 6-5 | 205 | Concord, Ohio / Gilmour Academy |

ALPHABETICAL ROSTER

- 3 Cole Bartels
- 46 Noah Burke
- 19 Derek Cease
- 23 Jake Cooper
- 4 Tyson Cooper
- 8 Patrick DeMarco
- 49 Ben DeMell
- 5 Carson Ertter
- 44 Devin Fletcher
- 10 Tanner Folds
- 15 Brenden Franks
- 28 Hutch Gagnon
- 35 Billy Gerlott
- 17 Seneca Gregory
- 2 Kyle Hannon
- 1 Jay Harry
- 24 Jaden Henline
- 40 Ben Kailher
- 29 Carson Kohls
- 33 Travis Luensmann
- 18 Mason Mellott
- 21 Steven Miller
- 27 Tommy Molsky
- 37 Jordan Morales
- 6 Joe Nastasi
- 34 Richie Paltridge
- 31 Ryan Partridge
- 22 Johnny Piacentino
- 7 C.J. Pittaro
- 25 Chase Renner
- 11 Chad Rogers
- 20 Blaise Sclafani
- 36 Tyler Shingledecker
- 41 Josh Spiegel
- 30 Anthony Steele
- 9 Connor Throneberry
- 12 Kellan Tulio
- 14 Matt Wood

PRONUNCIATION GUIDE

- 19 Derek **Cease** See-ce
- 40 Ben **Kailher** Kal-er
- 33 Travis **Luensmann** Lunns-min
- 18 Mason **Mellott** MEL-lot
- 22 Johnny **Piacentino** Pea-ess-en-tee-no
- 7 C.J. **Pittaro** Pi-TAR-o
- 41 Josh **Spiegel** Spee-gol
- 12 Kellan **Tulio** TOO-lee-oh

ROSTER BREAKDOWN BY STATE

- California - 2
- Connecticut - 1
- Georgia - 1
- Massachusetts - 1
- Missouri - 1
- New Jersey - 3
- New York - 1
- North Carolina - 1
- Ohio - 2
- Pennsylvania - 25
- Rhode Island - 1
- Virginia - 1

ROSTER BREAKDOWN BY ELIGIBILITY

- Freshmen - 12
- Sophomores - 11
- Juniors - 10
- Seniors/Graduates - 6

ROSTER BREAKDOWN BY POSITION

- Catchers - 3
- Infielders - 14
- Outfielders - 9
- Left-Handed Pitchers - 8
- Right-Handed Pitchers - 17

PENN STATE QUICK FACTS

GENERAL INFORMATION

Location University Park, Pa.
 Founded 1855
 Enrollment 47,559
 Colors Blue and White
 Conference Big Ten
 Nickname Nittany Lions
 President Eric J. Barron
 Director of Athletics Sandy Barbour

TEAM INFORMATION

2021 Record 18-24
 2021 Big Ten Record/Finish 18-24/9th
 Postseason None
 All-Time Record (Years) 2,088-1,535-21 (133)
 All-Time Big Ten Record (Years) 323-417 (30)
 NCAA Tournament Appearances 19
 NCAA Tournament Record 25-24
 NCAA Super Regional Appearances 1
 College World Series Appearances 5
 (1952, 1957, 1959, 1963, 1973)
 Best CWS Finish Second (1957)
 Last NCAA Tournament Appearance 2000

BASEBALL STAFF

Head Coach Rob Cooper
 PSU Record (Years) 156-229 (8)
 Career Record (Years) 442-459 (16)
 Assistant Coaches Josh Newman
(Pitching)
 Sean Moore (Hitting)
 Volunteer Asst. Coach Dallas Burke
(Hitting/Catchers)
 Dir. of Operations/Player Development...
 Jake Stone
 Athletic Trainer Rebecca Barta

STADIUM INFORMATION

Home Stadium ... Medlar Field at Lubrano Park
 First Season 2007
 Capacity 5,406
 Press Box Phone (814) 441-9145

MEDIA RELATIONS INFORMATION

Baseball Contact Paul Marboe
 Cell Phone (814) 206-6338
 Email prm5118@psu.edu
 Website GoPSUsports.com
 Twitter @PennStateBASE
 Instagram @PennStateBASE
 Facebook Page facebook.com/
 pennstatebaseball

Wood Off To Strong Start

- Through 21 games played, junior Matt Wood is batting .375 with five doubles, two triples, four homers, 19 RBI and 19 runs.
- Wood leads the Nittany Lions in batting average, hits, runs, triples, homers, RBI, walks (13), slugging percentage (.667) and on-base percentage (.467).
- The lefty batter has been impressive facing righty (.395) and lefty (.345) pitchers.
- Wood paces PSU with nine multi-hit games and five multi-RBI games this season.
- He has three games with three hits, a game with three RBI and a game with four RBI.
- Wood is batting .429 with runners in scoring position.
- The Gibsonia, Pa. native is batting .414 over the last 10 games with a double, two triples, a homer and 8 RBI.
- He batted .600 in the Rutgers series (3/25-26) with six hits, including a double and a triple, and five RBI.
- Earlier this season, on opening weekend, Wood went 3-for-4 with four RBI and four runs while crushing two homers and a double in game one against LIU.
- In D1baseball's preseason rankings, Wood was tabbed as the top catcher in the Big Ten and the 16th-best catcher in the country.

Harry, Spiegel Finding Success At The Plate

- Sophomore Jay Harry and junior Josh Spiegel have been hot at the plate over Penn State's last 10 games, batting .306 and .344, respectively.
- Harry has two doubles and two homers, with both dingers coming against Rutgers (3/25), while Spiegel has a double, a triple and a homer.
- Harry has seven RBI and six runs over the last 10 games, while Spiegel has four RBI.

Pennsylvania Influence In Starting Rotation

- In all 23 games this season, Penn State's starting pitcher has been a Pennsylvania native.
- Sophomore Travis Luensmann (Altoona) has made six starts with 34 strikeouts in 27.2 innings. Luensmann struck out eight in six innings against Maine (2/25).
- He was ranked as the No. 2 pitcher in Pennsylvania in the 2020 class by Perfect Game.
- Freshman Tommy Molsky has also made six starts, and seven appearances, tallying 27 strikeouts in 25 innings. Molsky tied a career high with six strikeouts against UMass (3/12).
- Graduate student Mason Mellott has made four starts and eight appearances.
- Mellott, graduating in August 2021 with a bachelor's degree in Kinesiology, ranks fourth all-time at Penn State with 13 saves and fifth with 75 appearances. Mellott is on the NCWBA Stopper of the Year Watch List.
- Junior Kellan Tulio has made five starts and six appearances.
- Tulio pitched the last two seasons at Louisville before transferring to Penn State. Tulio was ranked as the top pitcher in Pennsylvania in the 2019 class.
- Penn State is challenged with replacing a 2021 rotation that featured three MLB draft selections in Conor Larkin (9th round, Toronto Blue Jays), Kyle Virbitsky (17th round, Oakland A's) and Bailey Dees (18th round, New York Yankees).
- The Nittany Lions were one of only four Division I schools to have all three members of their starting rotation selected. Penn State has eight pitchers who have been drafted since 2016.

Henline, Shingledecker Lead Bullpen

- Senior Tyler Shingledecker leads the team with 10 appearances and three wins. The lefty has held opponents without an earned run in eight of his 10 outings.
- The versatile Shingledecker has gone more than an inning in six appearances and has a 4.11 ERA and 18 strikeouts.
- Sophomore Jaden Henline has struck out 25 batters in 19.2 relief innings, while sitting third in the Big Ten with three saves. In eight appearances, Henline has thrown two or more innings in six outings, including four innings with no earned runs allowed against Rutgers (3/25).
- Henline has made five straight appearances with no earned runs allowed (10 innings).
- Senior Steven Miller and junior Jordan Morales have also established themselves as key members of the bullpen. Miller has a 3.38 ERA and a save in seven appearances.
- Miller struck out six in a career-high 3.2 innings against Milwaukee (3/19).
- Morales is 2-0 with 19 strikeouts in 13.1 innings over 10 appearances.

Bartels, Gerlott Bring Consistent Approach To Lead Outfield

- Graduate student Cole Bartels and sophomore Billy Gerlott have been consistent presences in Penn State’s lineup this season.
- Gerlott is batting .269 with 21 hits, including six doubles and a triple, and eight RBI.
- The sophomore had a double and a triple in the Rutgers series.
- Gerlott is hitting .318 with runners in scoring position.
- Bartels is batting .264 with 23 hits, including three doubles. He also has two steals.
- Bartels is hitting .375 with runners in scoring position.
- Bartels was 5-of-12 at the plate against Virginia for a .417 average.
- Outfielder Johnny Piacentino is batting .289 in 11 games this season with a double, a triple and eight RBI.
- He’s batting .412 with runners in scoring position.
- Over the last five games, Piacentino is 6-for-17 at the plate (.353).
- Piacentino had a triple and drove in four runs vs. Rutgers.
- The junior put up impressive power numbers in 2021 with a team-high 15 doubles and eight homers. He drove in 32 RBI and scored 30 runs, both team bests.
- Piacentino was ranked among D1baseball’s Top 150 outfielders in their preseason rankings.

THE OPPOSITION

Scouting Maryland

- Fifth-year head coach Rob Vaughn is 96-82 in his time leading the Terrapins.
- Vaughn led Maryland to a 30-18 record and an NCAA Regional appearance in 2021.
- The Terrapins are 20-5 this season and ranked 25th in the Baseball America Poll.
- Maryland is batting .294 as a team and averaging 8.4 runs per game.
- The Terrapins lead the Big Ten with 41 homers. Eight Terrapins have at least two homers this season, led by Maxwell Costes’ 10.
- Maryland has a team ERA of 3.83 and an opponent batting average of .228.
- Ryan Ramsey is 6-0 with a 2.11 ERA and 40 strikeouts in six starts.
- Jason Savacool owns a 4-2 mark with a 2.72 ERA and 49 strikeouts in 43 innings over six starts.

Against The Terrapins

- The Nittany Lions trails 19-17 in the all-time series vs. Maryland.
- Penn State will play at Maryland for the first time since April 14-16, 2017.
- Last season, Penn State took one of the three games in the series, a 6-5 win.
- In the win, Josh Spiegel tallied three hits and two RBI. Tayven Kelley also drove in two runs.
- Conor Larkin threw 6.2 innings, giving up two earned runs and striking out eight.

BY THE NUMBERS

| | Penn State | Maryland |
|--------------------------|-------------------|-----------------|
| Batting Average | .253 | .294 |
| Slugging Percentage | .353 | .506 |
| On-Base Percentage | .337 | .407 |
| Runs Scored | 97 | 209 |
| Hits | 185 | 256 |
| Doubles | 29 | 54 |
| Triples | 7 | 4 |
| Home Runs | 10 | 41 |
| Stolen Bases-Attempts | 9-16 | 32-39 |
| ERA | 5.68 | 3.83 |
| Strikeouts | 210 | 216 |
| Opponent Batting Average | .266 | .228 |
| Fielding Percentage | .957 | .972 |
| Errors | 36 | 26 |

INSIDE THE SERIES

| | | |
|----------------------------|-----------------------|----------|
| Overall: | Maryland Leads, 19-17 | |
| Last Meeting: | L, 1-7; May 22, 2021 | |
| Current Streak: | L, 1 | |
| At Home: | 10-11 | |
| At Maryland: | 5-7 | |
| Neutral Site: | 0-0 | |
| N/A: | 2-1 | |
| Last Five Meetings: | | |
| 5/22/21 | H | L, 1-7 |
| 5/21/21 | H | W, 6-5 |
| 5/20/21 | H | L, 10-19 |
| 4/27/19 | H | W, 10-7 |
| 4/27/19 | H | L, 4-6 |

STARTING LINEUPS

| OPPONENT | C | 1B | 2B | 3B | SS | LF | CF | RF | DH | SP |
|-------------------------|-----------|-----------|-----------|-----------|-----------|-----------|------------|-----------|------------|-----------|
| vs. Monmouth (2/18) | Wood | Spiegel | Hannon | Pittaro | Harry | Bartels | Piacentino | Kelley | Gerlott | Luensmann |
| vs. LIU (2/19, 1) | Wood | Spiegel | Hannon | Pittaro | Harry | Bartels | Gerlott | Kelley | Piacentino | Tulio |
| vs. LIU (2/19, 2) | Spiegel | Bartels | Hannon | Pittaro | Harry | Gerlott | Piacentino | Kelley | Wood | Mellott |
| vs. Northeastern (2/20) | Wood | Spiegel | Hannon | Pittaro | Harry | Bartels | Gerlott | Kelley | Steele | Molsky |
| vs. Maine (2/25) | Wood | Spiegel | Hannon | Pittaro | Harry | Bartels | Gerlott | Kelley | Steele | Luensmann |
| vs. Maine (2/26, 1) | Wood | Spiegel | Hannon | J. Cooper | Harry | Bartels | Gerlott | Kelley | Steele | Tulio |
| vs. Maine (2/26, 2) | Spiegel | Steele | Hannon | J. Cooper | Harry | Bartels | Gerlott | Kelley | Wood | Molsky |
| at Virginia (3/4) | Wood | Spiegel | Hannon | J. Cooper | Harry | Bartels | Gerlott | Kelley | Steele | Luensmann |
| at Virginia (3/5) | Wood | Spiegel | Hannon | J. Cooper | Harry | Bartels | Gerlott | Kelley | Steele | Tulio |
| at Virginia (3/6) | Wood | Spiegel | Cease | Hannon | Harry | Bartels | Gerlott | Kelley | Steele | Molsky |
| at VMI (3/8) | Spiegel | Steele | Cease | Hannon | Harry | Bartels | Gerlott | Kelley | Wood | Mellott |
| vs. UMass (3/11) | Wood | Spiegel | Hannon | Pittaro | Harry | Bartels | Piacentino | Gerlott | Steele | Luensmann |
| vs. UMass (3/12) | Wood | Steele | Hannon | Pittaro | Harry | Bartels | Gerlott | Kelley | Spiegel | Molsky |
| vs. UMass (3/13) | Wood | Spiegel | Kailher | Hannon | Harry | Bartels | Gerlott | Kelley | T. Cooper | Mellott |
| Milwaukee (3/18) | Wood | Bartels | Kailher | Hannon | Harry | Kelley | Piacentino | Gerlott | Spiegel | Luensmann |
| Milwaukee (3/19) | Wood | Bartels | Kailher | Hannon | Harry | Kelley | Piacentino | Gerlott | Spiegel | Molsky |
| Milwaukee (3/20) | Wood | Spiegel | Kailher | Hannon | Harry | Bartels | Gerlott | Kelley | Steele | Mellott |
| Youngstown State (3/22) | Spiegel | Bartels | T. Cooper | Kailher | Harry | Kelley | Piacentino | Gerlott | Steele | Tulio |
| Rutgers (3/25, 1) | Wood | Bartels | Cease | Kailher | Harry | Kelley | Piacentino | Gerlott | Spiegel | Luensmann |
| Rutgers (3/25, 2) | Spiegel | Bartels | Kailher | Pittaro | Harry | Kelley | Piacentino | Gerlott | Wood | Molsky |
| Rutgers (3/26) | Wood | Bartels | Kailher | Pittaro | Harry | Kelley | Piacentino | Gerlott | Spiegel | Renner |
| St. Bonaventure (3/30) | T. Cooper | Bartels | Kailher | Pittaro | Harry | Kelley | Piacentino | Gerlott | Wood | Tulio |

BATTING ORDER

| OPPONENT | 1 | 2 | 3 | 4 | 5 | 6 | 7 | 8 | 9 |
|-------------------------|---------|------------|------------|---------|---------|------------|---------|-----------|-----------|
| vs. Monmouth (2/18) | Bartels | Wood | Piacentino | Spiegel | Harry | Kelley | Hannon | Gerlott | Pittaro |
| vs. LIU (2/19, 1) | Bartels | Wood | Piacentino | Spiegel | Harry | Kelley | Hanon | Gerlott | Pittaro |
| vs. LIU (2/19, 2) | Bartels | Wood | Piacentino | Spiegel | Harry | Kelley | Hannon | Gerlott | Pittaro |
| vs. Northeastern (2/20) | Bartels | Wood | Spiegel | Harry | Kelley | Hannon | Gerlott | Steele | Pittaro |
| vs. Maine (2/25) | Harry | Bartels | Wood | Spiegel | Hannon | Kelley | Steele | Gerlott | Pittaro |
| vs. Maine (2/26, 1) | Harry | Wood | Bartels | Spiegel | Steele | Gerlott | Kelley | Hannon | J. Cooper |
| vs. Maine (2/26, 2) | Harry | Bartels | Wood | Spiegel | Hannon | Kelley | Steele | Gerlott | J. Cooper |
| at Virginia (3/4) | Harry | Bartels | Wood | Spiegel | Hannon | Gerlott | Kelley | Steele | J. Cooper |
| at Virginia (3/6) | Harry | Bartels | Wood | Gerlott | Hannon | Kelley | Steele | Spiegel | Cease |
| at VMI (3/8) | Harry | Bartels | Wood | Gerlott | Hannon | Kelley | Steele | Spiegel | Cease |
| vs. UMass (3/11) | Hannon | Bartels | Wood | Gerlott | Harry | Piacentino | Steele | Spiegel | Pittaro |
| vs. UMass (3/12) | Hannon | Bartels | Wood | Gerlott | Harry | Spiegel | Steele | Kelley | Pittaro |
| vs. UMass (3/13) | Bartels | Wood | Gerlott | Spiegel | Hannon | Harry | Kelley | T. Cooper | Kailher |
| Milwaukee (3/18) | Harry | Wood | Piacentino | Spiegel | Hannon | Bartels | Gerlott | Kelley | Kailher |
| Milwaukee (3/19) | Harry | Wood | Piacentino | Bartels | Gerlott | Hannon | Spiegel | Kelley | Kailher |
| Milwaukee (3/20) | Bartels | Harry | Wood | Steele | Gerlott | Hannon | Spiegel | Kelley | Kailher |
| Youngstown State (3/22) | Bartels | Piacentino | Spiegel | Steele | Gerlott | Harry | Kelley | T. Cooper | Kailher |
| Rutgers (3/25, 1) | Gerlott | Piacentino | Wood | Spiegel | Bartels | Harry | Kelley | Kailher | Cease |
| Rutgers (3/25, 2) | Gerlott | Piacentino | Wood | Spiegel | Bartels | Harry | Kelley | Kailher | Pittaro |
| Rutgers (3/26) | Gerlott | Piacentino | Wood | Spiegel | Bartels | Harry | Kelley | Kailher | Pittaro |
| St. Bonaventure (3/30) | Gerlott | Piacentino | Wood | Bartels | Harry | Kelley | Kailher | Pittaro | T. Cooper |

NATIONAL POLLS

AWARDS/HONORS

D1 Baseball (3/28)

| Rank | Team | Record | Prev. |
|-----------|-----------------|-------------|-----------|
| 1. | Tennessee | 23-1 | 5 |
| 2. | Arkansas | 18-4 | 3 |
| 3. | Oregon State | 17-5 | 6 |
| 4. | Virginia | 22-2 | 10 |
| 5. | Florida State | 16-7 | 7 |
| 6. | Oklahoma State | 18-6 | 9 |
| 7. | Texas Tech | 20-5 | 16 |
| 8. | Texas | 19-7 | 2 |
| 9. | Vanderbilt | 19-4 | 4 |
| 10. | Ole Miss | 16-7 | 1 |
| 11. | Louisville | 19-5 | 18 |
| 12. | TCU | 18-5 | 19 |
| 13. | LSU | 17-7 | 21 |
| 14. | Florida | 17-7 | 8 |
| 15. | Arizona | 17-7 | 11 |
| 16. | Notre Dame | 12-5 | 12 |
| 17. | Miami | 17-6 | NR |
| 18. | North Carolina | 18-6 | 13 |
| 19. | Dallas Baptist | 15-8 | NR |
| 20. | Texas State | 20-5 | 20 |
| 21. | Oregon | 16-7 | NR |
| 22. | Georgia Tech | 16-9 | 14 |
| 23. | Georgia | 18-6 | 17 |
| 24. | Gonzaga | 16-6 | 23 |
| 25. | UConn | 17-5 | 25 |

Kyle Hannon

Big Ten Player of the Week (3/9)

Travis Luensmann

Big Ten Player To Watch

Mason Mellott

NCBWA Stopper Of The Year Watch List

Johnny Piacentino

Big Ten Player To Watch

Matt Wood

Buster Posey Award Watch List
Big Ten Player of the Week (3/2)
Big Ten Player To Watch

Baseball America (3/28)

| Rank | Team | Record | Prev. |
|------|----------------|--------|-------|
| 1. | Tennessee | 23-1 | 7 |
| 2. | Oregon State | 17-5 | 3 |
| 3. | Virginia | 22-2 | 4 |
| 4. | Arkansas | 18-4 | 6 |
| 5. | Florida State | 16-7 | 8 |
| 6. | Oklahoma State | 18-6 | 10 |
| 7. | Texas Tech | 20-5 | 23 |
| 8. | Louisville | 19-5 | 15 |
| 9. | Ole Miss | 16-7 | 1 |
| 10. | Texas | 19-7 | 3 |
| 11. | Vanderbilt | 19-4 | 5 |
| 12. | Arizona | 17-7 | 17 |
| 13. | Miami | 17-6 | 24 |
| 14. | Notre Dame | 12-5 | 11 |
| 15. | North Carolina | 18-6 | 14 |
| 16. | Florida | 17-7 | 9 |
| 17. | Gonzaga | 16-6 | 19 |
| 18. | Dallas Baptist | 15-8 | NR |
| 19. | Texas State | 20-5 | 22 |
| 20. | Oregon | 16-7 | NR |
| 21. | LSU | 17-7 | NR |
| 22. | Liberty | 15-7 | 13 |
| 23. | Charlotte | 16-7 | NR |
| 24. | Stanford | 12-8 | 18 |
| 25. | Maryland | 18-5 | 21 |

NCBWA (3/28)

| Rank | Team | Record | Prev. |
|------------|-----------------|-------------|-----------|
| 1. | Tennessee | 23-1 | 3 |
| 2. | Arkansas | 18-4 | 2 |
| 3. | Virginia | 22-2 | 8 |
| 4. | Oregon State | 17-5 | 6 |
| 5. | Vanderbilt | 19-4 | 1 |
| 6. | Texas Tech | 20-5 | 11 |
| 7. | Texas | 19-7 | 4 |
| 8. | Oklahoma State | 18-6 | 14 |
| 9. | Florida State | 16-7 | 10 |
| 10. | Ole Miss | 16-7 | 5 |
| 11. | LSU | 17-7 | 16 |
| 12. | TCU | 18-5 | 20 |
| 13. | Florida | 17-7 | 7 |
| 14. | Arizona | 17-7 | 9 |
| 15. | Louisville | 19-5 | 24 |
| 16. | Miami | 17-6 | 29 |
| 17. | Georgia | 18-6 | 17 |
| 18. | North Carolina | 18-6 | 13 |
| 19. | Notre Dame | 12-5 | 15 |
| 20. | Stanford | 12-8 | 19 |
| 21. | Gonzaga | 16-6 | 23 |
| 22. | Dallas Baptist | 15-8 | NR |
| 23. | Texas State | 20-5 | 21 |
| 24. | Georgia Tech | 16-9 | 12 |
| 25. | Oregon | 16-7 | NR |
| 26. | Maryland | 18-5 | 22 |
| 27. | UConn | 17-5 | 27 |
| 28. | Liberty | 15-7 | 18 |
| 29. | Purdue | 18-1 | NR |
| 30. | Old Dominion | 18-4 | 25 |

PAGE 8 | PENN STATE AT MARYLAND
MULTI-HIT/RBI GAMES/STREAKS

| Multiple Hit Games | 2 | 3 | 4 | 5+ | Total |
|-----------------------|----|---|---|----|-------|
| 14 Wood, Matt | 6 | 3 | - | - | 9 |
| 41 Spiegel, Josh | 8 | - | - | - | 8 |
| 1 Harry, Jay | 8 | - | - | - | 8 |
| 35 Gerlott, Billy | 5 | - | - | - | 5 |
| 3 Bartels, Cole | 4 | - | - | - | 4 |
| 2 Hannon, Kyle | 3 | 1 | - | - | 4 |
| 22 Piacentino, Johnny | 2 | 1 | - | - | 3 |
| 13 Kelley, Tayven | 3 | - | - | - | 3 |
| 30 Steele, Anthony | 1 | 1 | - | - | 2 |
| 7 Pittaro, C.J. | 1 | - | - | - | 1 |
| TEAM | 41 | 6 | 0 | 0 | 47 |

| Hitting Streaks | Longest | Current |
|-----------------------|---------|---------|
| 3 Bartels, Cole | 16 | 2 |
| 14 Wood, Matt | 8 | 4 |
| 1 Harry, Jay | 7 | 5 |
| 41 Spiegel, Josh | 7 | - |
| 35 Gerlott, Billy | 7 | 1 |
| 2 Hannon, Kyle | 6 | - |
| 13 Kelley, Tayven | 3 | - |
| 30 Steele, Anthony | 3 | 3 |
| 40 Kailher, Ben | 2 | 1 |
| 7 Pittaro, C.J. | 2 | - |
| 22 Piacentino, Johnny | 2 | 2 |
| 9 Throneberry, Conno | 1 | 1 |
| 19 Cease, Derek | 1 | - |

| Multiple RBI Games | 2 | 3 | 4 | 5+ | Total |
|-----------------------|----|---|---|----|-------|
| 14 Wood, Matt | 3 | 1 | 1 | - | 5 |
| 1 Harry, Jay | 2 | 1 | - | - | 3 |
| 22 Piacentino, Johnny | 2 | - | - | - | 2 |
| 13 Kelley, Tayven | 2 | - | - | - | 2 |
| 2 Hannon, Kyle | 2 | - | - | - | 2 |
| 7 Pittaro, C.J. | - | 2 | - | - | 2 |
| 41 Spiegel, Josh | 1 | 1 | - | - | 2 |
| 35 Gerlott, Billy | 1 | - | - | - | 1 |
| 3 Bartels, Cole | 1 | - | - | - | 1 |
| 30 Steele, Anthony | - | 1 | - | - | 1 |
| TEAM | 14 | 6 | 1 | 0 | 21 |

| Reached Base Streaks | Longest | Current |
|-----------------------|---------|---------|
| 35 Gerlott, Billy | 18 | 18 |
| 3 Bartels, Cole | 17 | 2 |
| 41 Spiegel, Josh | 11 | 1 |
| 14 Wood, Matt | 8 | 4 |
| 30 Steele, Anthony | 7 | 7 |
| 2 Hannon, Kyle | 7 | - |
| 1 Harry, Jay | 7 | 5 |
| 22 Piacentino, Johnny | 5 | 5 |
| 40 Kailher, Ben | 4 | 4 |
| 13 Kelley, Tayven | 3 | - |
| 4 Cooper, Tyson | 2 | 2 |
| 7 Pittaro, C.J. | 2 | - |
| 19 Cease, Derek | 1 | 1 |
| 9 Throneberry, Conno | 1 | 1 |
| 46 Burke, Noah | 1 | 1 |
| 15 Franks, Brendan | 1 | - |

BIG TEN STANDINGS
(Through 3/30)

| | Big Ten | | Overall | |
|-------------------|------------|-------------|-------------|-------------|
| | W-L | Pct. | W-L | Pct. |
| Purdue | 1-0 | 1.000 | 18-2 | .900 |
| Rutgers | 2-1 | .667 | 18-6 | .750 |
| Michigan | 2-1 | .667 | 13-11 | .542 |
| Illinois | 2-1 | .667 | 10-12 | .455 |
| Michigan State | 1-2 | .333 | 12-10 | .545 |
| Nebraska | 1-2 | .333 | 9-14 | .391 |
| Penn State | 1-2 | .333 | 9-13 | .409 |
| Maryland | 0-0 | .000 | 20-5 | .800 |
| Iowa | 0-0 | .000 | 12-9 | .571 |
| Indiana | 0-0 | .000 | 10-13 | .435 |
| Northwestern | 0-0 | .000 | 9-11 | .450 |
| Minnesota | 0-0 | .000 | 8-15 | .348 |
| Ohio State | 0-1 | .000 | 8-13 | .381 |



This Week Around the BIG

April 1-3

Illinois:
vs. Purdue*

Indiana:
vs. Northwestern*

Iowa:
at Michigan*

Maryland:
vs. Penn State*

Michigan:
vs. Iowa*

Michigan State:
at Evansville

Minnesota:
at Rutgers*

Nebraska:
at Ohio State*

Northwestern:
at Indiana*

Ohio State:
vs. Nebraska*

Penn State:
at Maryland*

Purdue:
at Illinois*

Rutgers:
vs. Minnesota*

NITTANY LIONS IN PROS

| 2021 Level | Years at PSU | 2021 Team | Organization |
|---------------------|--------------|---------------|-----------------------|
| TRIPLE-A | | | |
| Jim Haley, 3B | 2014-16 | Durham | Tampa Bay Rays |
| DOUBLE-A | | | |
| Jack Anderson, P | 2013-16 | Arkansas | Seattle Mariners |
| Justin Hagenman, P | 2016-18 | Tulsa | Los Angeles Dodgers |
| Taylor Lehman, P | 2015-18 | Reading | Philadelphia Phillies |
| Eric Mock, P | 2016-19 | Akron | Cleveland Guardians |
| HIGH-A | | | |
| Dante Biasi, P | 2017-18 | Quad Cities | Kansas City Royals |
| Sal Biasi, P | 2015-18 | Winston-Salem | Chicago White Sox |
| Kyle Virbitsky, P | 2018-21 | Lansing | Oakland A's |
| LOW-A | | | |
| Justin Williams, 3B | 2019-21 | Fayetteville | Houston Astros |
| Rookie | | | |
| Bailey Dees, P | 2018-21 | Rookie | New York Yankees |
| Conor Larkin, P | 2018-21 | Rookie | Toronto Blue Jays |

THE LAST TIME...

A Penn State Team

Won 10 or more consecutive gamesApril 14-30, 2000

Scored 10 or more runs in a game10, vs. UMass; March 11, 2022

Scored 20 or more runs in a game27, Michigan State; May 1, 2021

Had a 10+ run inning 10 (1st), Michigan State; May 1, 2021

Did not strikeout.....vs. Niagara; March 18, 2016

Turned a triple play.....8th inning, Michigan State; May 16, 2014

Shut out an opponent.....vs. UMass (1-0); March 13, 2022

Shut out consecutive opponents.....vs. Monmouth (1-0); February 15, 2019/vs. Monmouth (7-0), February 16, 2019

Was shut out at home.....Milwaukee (12-0); March 20, 2022

Was shut out on the road at Illinois (9-0); May 21, 2021

Was shut out in consecutive games..... at Delaware (5-0); March 18, 2017/Delaware (8-0); March 19, 2017

Swept a three-game series at homeMichigan State; April 30-May 2, 2021

Swept a three-game series on the road.....at Northwestern; April 15-17, 2016

Swept a three-game conference series at home.....Michigan State; April 30-May 2, 2021

Swept a three-game conference series on the road.....at Northwestern; April 15-17, 2016

Beat a ranked opponent #18 Michigan (3-2); March 26, 2021

Beat a Top-5 ranked opponent.....at #1 North Carolina (3-2); March 3, 2007

Won a series against a ranked opponent.....#16 Michigan (four games); April 12-13, 2007

Played an extra-inning game.....St. Bonaventure (W, 3-2, 10); March 30, 2022

Played a 12+ inning gameIowa (W, 5-4, 12); May 20, 2016

Played a 15+ inning game Illinois (L, 4-2, 15); April 25, 2015

A Penn State Player

Hit two home runs in a game.....Jay Harry (2), vs. Rutgers; March 25, 2022

Hit three home runs in a game.....Johnny Piacentino (3), vs. Northwestern; March 7, 2021

Led off game with a home run.....Gavin Homer, at Rutgers; April 4, 2021

Hit a grand slam.....Justin Williams, Rutgers, May 17, 2021

Hit back-to-back homers.....Gavin Homer/Jordan Bowersox (7th), UCF; March 10, 2019

Hit a walk-off home run.....Curtis Robison, Wagner; February 23, 2020

Hit a pinch-hit home run.....Shea Sbranti, at Illinois; April 21, 2019

Hit an inside-the-park home run.....Kris Kremer, Pittsburgh; April 10, 2019

Had five or more RBI in a game.....Curtis Robison (5), at Illinois; May 23, 2021

Had seven or more RBI in a game.....Aaron Novak (8), at Charleston Southern; March 8, 2015

Had four hits in a game.....Johnny Piacentino (5), Michigan State; May 1, 2021

Had five hits in a game.....Johnny Piacentino (5), Michigan State; May 1, 2021

Had two hits in an inning.....Johnny Piacentino, Michigan State (1st); May 1, 2021

Stole three or more bases.....Greg Guers, Bucknell; April 19, 2016

Had a 10-game hit streak.....Cole Bartels (16); February 19-March 20, 2022

Had a 20-game hit streak.....Mike DeRenzo (23); 2002

Had 10 or more strikeouts.....Kyle Virbitsky (12), vs. Minnesota; May 29, 2021

Pitched a complete game.....Dante Biasi (7IP), Xavier; May 11, 2018

Pitched a nine-inning complete game.....Greg Welsh, Michigan State; May 17, 2013

Pitched a combined nine-inning shutout.....Mason Mellott/Tyler Shingledecker/Jaden Henline, vs. UMass; March 13, 2022

Pitched an individual nine-inning shutout.....Greg Welsh, Michigan State; May 17, 2013

Pitched a no-hitter.....Steven Hill, at Iowa; April 21, 2012

HITTING CAREER HIGHS



#3 COLE BARTELS

Career Bests

| | | | |
|--------------|---|------------------------|---------|
| Hits | 2 | 9x, last vs. UMass | 3/11/22 |
| Runs | 2 | 5x, last vs. UMass | 3/11/22 |
| Doubles | 1 | 8x, last vs. Rutgers | 3/25/22 |
| Triples | 1 | vs. Rutgers | 5/17/21 |
| Home Runs | 1 | at Illinois | 5/23/21 |
| RBI | 3 | at Illinois | 5/23/21 |
| Walks | 2 | 3x, last vs. Minnesota | 5/29/21 |
| Stolen Bases | 2 | vs. Michigan State | 5/2/21 |



#46 NOAH BURKE

Career Bests

| | | | |
|--------------|-----|-------------|---------|
| Hits | n/a | | |
| Runs | n/a | | |
| Doubles | n/a | | |
| Triples | n/a | | |
| Home Runs | n/a | | |
| RBI | n/a | | |
| Walks | 1 | vs. Rutgers | 3/26/22 |
| Stolen Bases | n/a | | |



#19 DEREK CEASE

Career Bests

| | | | |
|--------------|-----|----------------------|---------|
| Hits | 1 | at VMI | 3/8/22 |
| Runs | 1 | 2x, last vs. Rutgers | 3/25/22 |
| Doubles | 1 | at VMI | 3/8/22 |
| Triples | n/a | | |
| Home Runs | n/a | | |
| RBI | n/a | | |
| Walks | 1 | 2x, last vs. Rutgers | 3/25/22 |
| Stolen Bases | n/a | | |



#23 JAKE COOPER

Career Bests


| | | | |
|--------------|-----|--|--|
| Hits | n/a | | |
| Runs | n/a | | |
| Doubles | n/a | | |
| Triples | n/a | | |
| Home Runs | n/a | | |
| RBI | n/a | | |
| Walks | n/a | | |
| Stolen Bases | n/a | | |



#4 TYSON COOPER

Career Bests

| | | | |
|--------------|-----|-----------------------------|---------|
| Hits | 1 | 2x, last vs. Michigan State | 5/2/21 |
| Runs | 1 | 2x, last vs. Michigan State | 5/2/21 |
| Doubles | 1 | vs. Michigan State | 5/2/21 |
| Triples | n/a | | |
| Home Runs | n/a | | |
| RBI | 1 | 2x, last vs. Michigan State | 5/2/21 |
| Walks | 3 | vs. Michigan | 3/27/21 |
| Stolen Bases | 1 | at Rutgers | 4/4/21 |



#5 CARSON ERTTER

Career Bests

| | | | |
|--------------|-----|--------------------|--------|
| Hits | n/a | | |
| Runs | n/a | | |
| Doubles | n/a | | |
| Triples | n/a | | |
| Home Runs | n/a | | |
| RBI | 1 | vs. Michigan State | 5/1/21 |
| Walks | 1 | vs. Michigan State | 5/1/21 |
| Stolen Bases | n/a | | |

HITTING CAREER HIGHS



#15 BRENDEN FRANKS

Career Bests

| | | | |
|--------------|-----|-----------------------------|---------|
| Hits | 1 | 2x, last vs. Princeton | 2/29/20 |
| Runs | 1 | 2x, last vs. Michigan State | 5/1/21 |
| Doubles | n/a | | |
| Triples | n/a | | |
| Home Runs | n/a | | |
| RBI | n/a | | |
| Walks | 1 | vs. LIU | 2/19/22 |
| Stolen Bases | n/a | | |



#35 BILLY GERLOTT

Career Bests

| | | | |
|--------------|-----|-------------------------------|---------|
| Hits | 2 | 5x, last vs. Youngstown State | 3/22/22 |
| Runs | 2 | vs. Rutgers | 3/25/22 |
| Doubles | 1 | 6x, last vs. Rutgers | 3/25/22 |
| Triples | 1 | vs. Rutgers | 3/25/22 |
| Home Runs | n/a | | |
| RBI | 2 | vs. LIU | 2/19/22 |
| Walks | 2 | vs. UMass | 3/11/22 |
| Stolen Bases | 1 | vs. LIU | 2/19/22 |



#2 KYLE HANNON

Career Bests

| | | | |
|--------------|-----|------------------------|---------|
| Hits | 3 | at Virginia | 3/5/22 |
| Runs | 2 | vs. Northwestern | 3/7/21 |
| Doubles | 1 | 6x, last at Virginia | 3/6/22 |
| Triples | 1 | 2x, last vs. Milwaukee | 3/19/22 |
| Home Runs | n/a | | |
| RBI | 2 | 2x, last vs. LIU | 2/19/22 |
| Walks | 2 | vs. Northeastern | 2/20/22 |
| Stolen Bases | 1 | 2x, last at Virginia | 3/6/22 |



#1 JAY HARRY

Career Bests

| | | | |
|--------------|-----|-------------------------------|---------|
| Hits | 3 | vs. Michigan State | 5/1/21 |
| Runs | 3 | vs. Michigan state | 5/1/21 |
| Doubles | 2 | vs. Northwestern | 3/7/21 |
| Triples | n/a | | |
| Home Runs | 2 | vs. Rutgers | 3/25/22 |
| RBI | 6 | vs. Michigan State | 5/1/21 |
| Walks | 1 | 18x, last vs. St. Bonaventure | 3/30/22 |
| Stolen Bases | 1 | 3x, last vs. Milwaukee | 3/18/22 |



#40 BEN KAILHER

Career Bests

| | | | |
|--------------|-----|-------------------------------|---------|
| Hits | 2 | vs. Princeton | 2/28/20 |
| Runs | 1 | 10x, last vs. St. Bonaventure | 3/30/22 |
| Doubles | 1 | vs. Princeton | 2/28/20 |
| Triples | 1 | vs. Fairleigh Dickinson | 3/8/20 |
| Home Runs | n/a | | |
| RBI | 2 | vs. Princeton | 2/28/20 |
| Walks | 2 | vs. St. Bonaventure | 3/30/22 |
| Stolen Bases | 1 | 3x, last vs. Michigan State | 4/30/21 |



#13 TAYVEN KELLEY

Career Bests

| | | | |
|--------------|-----|------------------------|---------|
| Hits | 2 | 8x, last vs. Milwaukee | 3/18/22 |
| Runs | 1 | 8x, last vs. Rutgers | 3/26/22 |
| Doubles | 1 | 10x, last at Iowa | 5/8/21 |
| Triples | 1 | 2x, last at Ohio State | 4/23/21 |
| Home Runs | 1 | at Ohio State | 4/25/21 |
| RBI | 2 | 5x, last at Virginia | 3/5/22 |
| Walks | 2 | vs. Michigan State | 4/30/21 |
| Stolen Bases | n/a | | |

HITTING CAREER HIGHS



#34 RICHIE PALTRIDGE

Career Bests

| | |
|--------------|-----|
| Hits | n/a |
| Runs | n/a |
| Doubles | n/a |
| Triples | n/a |
| Home Runs | n/a |
| RBI | n/a |
| Walks | n/a |
| Stolen Bases | n/a |



#22 JOHNNY PIACENTINO

Career Bests

| | | | |
|--------------|---|-----------------------------|---------|
| Hits | 5 | vs. Michigan State | 5/1/21 |
| Runs | 4 | 2x, last vs. Michigan State | 5/1/21 |
| Doubles | 3 | vs. Michigan State | 5/1/21 |
| Triples | 1 | vs. Rutgers | 3/26/22 |
| Home Runs | 3 | vs. Northwestern | 3/7/21 |
| RBI | 5 | 2x, last vs. Michigan State | 5/1/21 |
| Walks | 2 | 6x, last vs. Rutgers | 3/25/22 |
| Stolen Bases | 2 | vs. Princeton | 2/29/20 |



#7 C.J. PITTARO

Career Bests*

| | | | |
|--------------|-----|----------------------|---------|
| Hits | 2 | vs. Rutgers | 3/25/22 |
| Runs | 2 | 2x, last vs. Rutgers | 3/25/22 |
| Doubles | 1 | vs. UMass | 3/11/22 |
| Triples | n/a | | |
| Home Runs | n/a | | |
| RBI | 3 | 2x, last vs. Rutgers | 3/26/22 |
| Walks | 2 | vs. Maine | 2/25/22 |
| Stolen Bases | n/a | | |

*At Vanderbilt (2021)



#41 JOSH SPIEGEL

Career Bests

| | | | |
|--------------|---|----------------------|---------|
| Hits | 3 | vs. Maryland | 3/21/21 |
| Runs | 2 | 6x, last vs. UMass | 3/11/22 |
| Doubles | 2 | vs. LIU | 2/19/22 |
| Triples | 1 | 2x, last vs. Rutgers | 3/25/22 |
| Home Runs | 2 | vs. Northwestern | 3/5/21 |
| RBI | 3 | 2x, last vs. Maine | 2/26/22 |
| Walks | 3 | vs. Minnesota | 5/29/21 |
| Stolen Bases | 1 | at Illinois | 5/23/21 |



#30 ANTHONY STEELE

Career Bests

| | | | |
|--------------|-----|--------------------|---------|
| Hits | 3 | vs. Maine | 2/25/22 |
| Runs | 1 | 4x, last vs. UMass | 3/11/22 |
| Doubles | n/a | | |
| Triples | 1 | vs. Maine | 2/26/22 |
| Home Runs | 1 | at VMI | 3/8/22 |
| RBI | 2 | vs. Maine | 2/26/22 |
| Walks | 1 | 2x, last vs. UMass | 3/11/22 |
| Stolen Bases | 1 | vs. Maine | 2/25/22 |




#9 CONNOR THRONEBERRY

Career Bests

| | | | |
|--------------|-----|-----------|---------|
| Hits | 1 | vs. UMass | 3/12/22 |
| Runs | 1 | vs. UMass | 3/12/22 |
| Doubles | n/a | | |
| Triples | n/a | | |
| Home Runs | n/a | | |
| RBI | n/a | | |
| Walks | n/a | | |
| Stolen Bases | n/a | | |

HITTING CAREER HIGHS/PITCHING CAREER BESTS



#14 MATT WOOD

| Career Bests | | |
|--------------|---|--------------------------------|
| Hits | 3 | 8x, last vs. Rutgers 3/26/22 |
| Runs | 4 | vs. LIU 2/19/22 |
| Doubles | 2 | vs. Nebraska 4/16/21 |
| Triples | 1 | 3x, last vs. Rutgers 3/25/22 |
| Home Runs | 3 | vs. LIU 2/19/22 |
| RBI | 4 | vs. LIU 2/19/22 |
| Walks | 3 | vs. LIU 2/19/22 |
| Stolen Bases | 1 | 3x, last vs. Milwaukee 3/19/22 |



#19 DEREK CEASE

| Career Bests | | |
|----------------|-----|----------------------|
| IP | 1.0 | vs. Monmouth 2/18/22 |
| Longest Start | n/a | |
| Longest Relief | 1.0 | vs. Monmouth 2/18/22 |
| Hits | 1 | vs. Monmouth 2/18/22 |
| Runs | 1 | vs. Monmouth 2/18/22 |
| Earned Runs | 0 | vs. Monmouth 2/18/22 |
| Walks | 3 | vs. Monmouth 2/18/22 |
| Strikeouts | 1 | vs. Monmouth 2/18/22 |



#8 PATRICK DEMARCO

| Career Bests | | |
|----------------|-----|---------------|
| IP | 0.1 | at VMI 3/8/22 |
| Longest Start | n/a | |
| Longest Relief | 0.1 | at VMI 3/8/22 |
| Hits | 2 | at VMI 3/8/22 |
| Runs | 3 | at VMI 3/8/22 |
| Earned Runs | 3 | at VMI 3/8/22 |
| Walks | 2 | at VMI 3/8/22 |
| Strikeouts | n/a | |



#49 BEN DEMELL

| Career Bests | | |
|----------------|-----|-----------------|
| IP | 1.2 | vs. LIU 2/19/22 |
| Longest Start | n/a | |
| Longest Relief | 1.2 | vs. LIU 2/19/22 |
| Hits | 1 | vs. LIU 2/19/22 |
| Runs | 0 | vs. LIU 2/19/22 |
| Earned Runs | 0 | vs. LIU 2/19/22 |
| Walks | 3 | vs. LIU 2/19/22 |
| Strikeouts | 2 | vs. LIU 2/19/22 |



#44 DEVIN FLETCHER

| Career Bests | | |
|----------------|-----|--|
| IP | n/a | |
| Longest Start | n/a | |
| Longest Relief | n/a | |
| Hits | n/a | |
| Runs | n/a | |
| Earned Runs | n/a | |
| Walks | n/a | |
| Strikeouts | n/a | |



#10 TANNER FOLDS

| Career Bests | | |
|----------------|-----|-----------------------------|
| IP | 1.0 | 2x, last at Virginia 3/4/22 |
| Longest Start | n/a | |
| Longest Relief | 1.0 | 2x, last at Virginia 3/4/22 |
| Hits | 0 | 4x, last vs. UMass 3/11/22 |
| Runs | 0 | 3x, last at Virginia 3/6/22 |
| Earned Runs | 0 | 3x, last at Virginia 3/6/22 |
| Walks | 0 | 2x, last at Virginia 3/6/22 |
| Strikeouts | 1 | vs. LIU 2/19/22 |

PITCHING CAREER BESTS



#28 HUTCH GAGNON

Career Bests

| | | | |
|----------------|-----|-----------------------|---------|
| IP | 5.0 | vs. Princeton | 2/29/20 |
| Longest Start | 5.0 | vs. Princeton | 2/29/20 |
| Longest Relief | 3.0 | 2x, last vs. Wagner | 2/23/20 |
| Hits | 0 | 8x, last at Purdue | 5/27/21 |
| Runs | 0 | 17x, last at Iowa | 5/7/21 |
| Earned Runs | 0 | 18x, last vs. Rutgers | 5/16/21 |
| Walks | 0 | 16x, last at Illinois | 5/22/21 |
| Strikeouts | 6 | vs. Princeton | 2/29/20 |



#17 SENECA GREGORY

Career Bests


| | | | |
|----------------|-----|------------------------------|-------------------|
| IP | 2.1 | vs. UMass | 3/12/22 |
| Longest Start | n/a | | |
| Longest Relief | 2.1 | vs. UMass at VMI | 3/12/22 3/8/22 |
| Hits | 0 | 3x, last vs. St. Bonaventure | 3/30/22 |
| Runs | 0 | 3x, last vs. St. Bonaventure | 3/30/22 |
| Earned Runs | 0 | 3x, last vs. St. Bonaventure | 3/30/22 |
| Walks | 0 | 3x, last vs. St. Bonaventure | 3/30/22 |
| Strikeouts | 4 | vs. UMass | 3/12/22 |



#24 JADEN HENLINE

Career Bests

| | | | |
|----------------|-----|--------------------------------|---------|
| IP | 4.1 | at Indiana | 3/14/21 |
| Longest Start | 4.1 | at Indiana | 3/14/21 |
| Longest Relief | 4.0 | 2x, last vs. Rutgers | 3/25/22 |
| Hits | 0 | 4x, last vs. UMass | 3/13/22 |
| Runs | 0 | 8x, last vs. Youngstown State | 3/22/22 |
| Earned Runs | 0 | 9x, last vs. Rutgers | 3/25/22 |
| Walks | 0 | 10x, last vs. Youngstown State | 3/22/22 |
| Strikeouts | 6 | vs. Northwestern | 3/6/21 |



#29 CARSON KOHLS

Career Bests

| | | | |
|----------------|-----|------------------------------|---------|
| IP | 2.2 | vs. Rutgers | 3/26/22 |
| Longest Start | n/a | | |
| Longest Relief | 2.2 | vs. Rutgers | 3/26/22 |
| Hits | 0 | 3x, last vs. Monmouth | 2/18/22 |
| Runs | 0 | 3x, last at Ohio State | 4/24/21 |
| Earned Runs | 0 | 5x, last at Virginia | 3/4/22 |
| Walks | 0 | 5x, last vs. St. Bonaventure | 3/30/22 |
| Strikeouts | 3 | vs. St. Bonaventure | 3/30/22 |



#33 TRAVIS LUENSMANN

Career Bests*

| | | | |
|----------------|-----|----------------------|---------|
| IP | 6.0 | vs. Maine | 2/25/22 |
| Longest Start | 6.0 | vs. Maine | 2/25/22 |
| Longest Relief | 1.0 | vs. Dayton | 2/21/21 |
| Hits | 0 | 2x, last at Winthrop | 3/2/21 |
| Runs | 0 | 2x, last at Winthrop | 3/2/21 |
| Earned Runs | 0 | 3x, last vs. UMass | 3/11/22 |
| Walks | 0 | 4x, last vs. Maine | 2/25/22 |
| Strikeouts | 8 | vs. Maine | 2/25/22 |



#18 MASON MELLOTT

Career Bests

| | | | |
|----------------|-----|------------------------|---------|
| IP | 5.0 | vs. UMass | 3/13/22 |
| Longest Start | 5.0 | vs. UMass | 3/13/22 |
| Longest Relief | 4.2 | 2x, last vs. Duke | 3/2/19 |
| Hits | 0 | 12x, last vs. Rutgers | 3/26/22 |
| Runs | 0 | 30x, last vs. Rutgers | 3/26/22 |
| Earned Runs | 0 | 43x, last vs. Rutgers | 3/26/22 |
| Walks | 0 | 34x, last vs. Rutgers | 3/25/22 |
| Strikeouts | 5 | 6x, last at Ohio State | 4/25/21 |

*At South Carolina (2021)

PITCHING CAREER BESTS



#21 STEVEN MILLER

Career Bests

| | | | |
|----------------|-----|--------------------------------|---------|
| IP | 3.2 | vs. Milwaukee | 3/19/22 |
| Longest Start | n/a | | |
| Longest Relief | 3.2 | vs. Milwaukee | 3/19/22 |
| Hits | 0 | 7x, last vs. Youngstown State | 3/22/22 |
| Runs | 0 | 16x, last vs. Youngstown State | 3/22/22 |
| Earned Runs | 0 | 18x, last vs. Youngstown State | 3/22/22 |
| Walks | 0 | 12x, last vs. Youngstown State | 3/22/22 |
| Strikeouts | 6 | vs. Milwaukee | 3/19/22 |



#27 TOMMY MOLSKY

Career Bests

| | | | |
|----------------|-----|------------------------------|---------|
| IP | 6.0 | vs. Northeastern | 2/20/22 |
| Longest Start | 6.0 | vs. Northeastern | 2/20/22 |
| Longest Relief | n/a | | |
| Hits | 0 | 2x, last vs. St. Bonaventure | 3/30/22 |
| Runs | 0 | vs. St. Bonaventure | 3/30/22 |
| Earned Runs | 0 | 2x, last vs. St. Bonaventure | 3/30/22 |
| Walks | 0 | 2x, last vs. St. Bonaventure | 3/30/22 |
| Strikeouts | 6 | 2x, last vs. UMass | 3/12/22 |



#37 JORDAN MORALES

Career Bests*

| | | | |
|----------------|-----|-------------------------------|---------|
| IP | 7.0 | vs. St. Bonaventure | 4/24/21 |
| Longest Start | 7.0 | vs. St. Bonaventure | 4/24/21 |
| Longest Relief | 3.0 | 2x, last at Penn | 4/3/21 |
| Hits | 0 | 7x, last vs. St. Bonaventure | 3/30/22 |
| Runs | 0 | 16x, last vs. St. Bonaventure | 3/30/22 |
| Earned Runs | 0 | 17x, last vs. St. Bonaventure | 3/30/22 |
| Walks | 0 | 17x, last vs. St. Bonaventure | 3/30/22 |
| Strikeouts | 9 | vs. Saint Joseph's | 5/8/21 |


*At LaSalle (2020-21)



#6 JOE NASTASI

Career Bests

| | | | |
|----------------|-----|--|--|
| IP | n/a | | |
| Longest Start | n/a | | |
| Longest Relief | n/a | | |
| Hits | n/a | | |
| Runs | n/a | | |
| Earned Runs | n/a | | |
| Walks | n/a | | |
| Strikeouts | n/a | | |



#31 RYAN PARTRIDGE

Career Bests

| | | | |
|----------------|-----|------------------------------|---------|
| IP | 2.2 | vs. Milwaukee | 3/20/22 |
| Longest Start | n/a | | |
| Longest Relief | 2.2 | vs. Milwaukee | 3/20/22 |
| Hits | 0 | 5x, last vs. Rutgers | 3/25/22 |
| Runs | 0 | 10x, last vs. Rutgers | 3/25/22 |
| Earned Runs | 0 | 11x, last vs. Rutgers | 3/25/22 |
| Walks | 0 | 9x, last vs. Rutgers | 3/26/22 |
| Strikeouts | 2 | 4x, last vs. St. Bonaventure | 3/30/22 |



#25 CHASE RENNER

Career Bests

| | | | |
|----------------|-----|------------------------------|---------|
| IP | 2.0 | vs. St. Bonaventure | 3/30/22 |
| Longest Start | 1.0 | vs. Rutgers | 3/25/22 |
| Longest Relief | 2.0 | vs. St. Bonaventure | 3/30/22 |
| Hits | 0 | 2x, last vs. St. Bonaventure | 3/30/22 |
| Runs | 0 | 2x, last vs. St. Bonaventure | 3/30/22 |
| Earned Runs | 0 | 2x, last vs. St. Bonaventure | 3/30/22 |
| Walks | 0 | vs. Rutgers | 3/26/22 |
| Strikeouts | 3 | vs. St. Bonaventure | 3/30/22 |

PITCHING CAREER BESTS



#11 CHAD ROGERS

Career Bests

| | | | |
|----------------|-----|----------------------|---------|
| IP | 3.0 | vs. Northwestern | 3/7/21 |
| Longest Start | n/a | | |
| Longest Relief | 3.0 | vs. Northwestern | 3/7/21 |
| Hits | 0 | at Ohio State | 4/24/21 |
| Runs | 0 | 2x, last at VMI | 3/8/22 |
| Earned Runs | 0 | 2x, last at VMI | 3/8/22 |
| Walks | 1 | 4x, last vs. Rutgers | 3/26/22 |
| Strikeouts | 1 | 5x, last vs. Rutgers | 3/26/22 |



#20 BLAISE SCLAFANI

Career Bests

| | | | |
|----------------|------|-----------------------|---------|
| IP | 3.0* | vs. Northeastern | 4/30/19 |
| Longest Start | n/a | | |
| Longest Relief | 3.0* | vs. Northeastern | 4/30/19 |
| Hits | 0 | 7x, last vs. Rutgers | 3/26/22 |
| Runs | 0* | 10x, last vs. Rutgers | 3/26/22 |
| Earned Runs | 0 | 12x, last vs. Rutgers | 3/26/22 |
| Walks | 0 | 9x, last vs. Rutgers | 3/26/22 |
| Strikeouts | 3* | 3x, last vs. Canisius | 2/15/20 |

*At UMass Lowell (2020-21)



#36 TYLER SHINGLEDECKER

Career Bests

| | | | |
|----------------|-----|--------------------------------|---------|
| IP | 4.1 | 2x, last vs. Youngstown State | 4/9/19 |
| Longest Start | 4.1 | vs. Youngstown State | 4/9/19 |
| Longest Relief | 4.1 | vs. Binghamton | 3/26/19 |
| Hits | 0 | 21x, last vs. UMass | 3/13/22 |
| Runs | 0 | 23x, last vs. Milwaukee | 3/18/22 |
| Earned Runs | 0 | 29x, last vs. Youngstown State | 3/22/22 |
| Walks | 0 | 18x, last vs. Youngstown State | 3/22/22 |
| Strikeouts | 9 | vs. Northwestern | 3/5/21 |



#30 ANTHONY STEELE

Career Bests

| | | | |
|----------------|-----|-------------------------------|---------|
| IP | 1.0 | 2x, last vs. Milwaukee | 3/20/22 |
| Longest Start | n/a | | |
| Longest Relief | 1.0 | 2x, last vs. Milwaukee | 3/20/22 |
| Hits | 0 | vs. Youngstown State | 3/22/22 |
| Runs | 0 | 3x, last vs. Youngstown State | 3/22/22 |
| Earned Runs | 0 | 3x, last vs. Youngstown State | 3/22/22 |
| Walks | 0 | 2x, last vs. Youngstown State | 3/22/22 |
| Strikeouts | 2 | 2x, last vs. Youngstown State | 3/22/22 |



#12 KELLAN TULIO

Career Bests*

| | | | |
|----------------|-----|------------------------------|---------|
| IP | 6.0 | vs. Maine | 2/26/22 |
| Longest Start | 6.0 | vs. Maine | 2/26/22 |
| Longest Relief | 1.1 | at Cincinnati | 3/30/21 |
| Hits | 0 | 8x, last vs. St. Bonaventure | 3/30/22 |
| Runs | 0 | 8x, last vs. St. Bonaventure | 3/30/22 |
| Earned Runs | 0 | 8x, last vs. St. Bonaventure | 3/30/22 |
| Walks | 0 | 5x, last vs. St. Bonaventure | 3/30/22 |
| Strikeouts | 5 | vs. Maine | 2/26/22 |

*At Louisville (2020-21)

CAREER STATS

#3 COLE BARTELS IF/OF R/R GR. 6-3/195 BELMONT, MASS.

| Year | Avg | GP-GS | AB | R | H | 2B | 3B | HR | RBI | TB | SLG% | BB | HBP | SO | GDP | OB% | SF | SH | SB-ATT | PO | A | E | FLD% |
|--------------|-------------|--------------|------------|-----------|-----------|----------|----------|----------|-----------|-----------|-------------|-----------|----------|-----------|----------|-------------|----------|----------|------------|------------|-----------|----------|-------------|
| 2018 | .000 | 17-3 | 0 | 0 | 0 | 0 | 0 | 0 | 0 | 0 | .000 | 0 | 0 | 0 | 0 | .000 | 0 | 0 | 0-0 | 0 | 1 | 0 | 1.000 |
| 2019 | .000 | 7-3 | 0 | 0 | 0 | 0 | 0 | 0 | 0 | 0 | .000 | 0 | 0 | 0 | 0 | .000 | 0 | 0 | 0-0 | 1 | 1 | 1 | .667 |
| 2020 | .273 | 8-7 | 22 | 8 | 6 | 2 | 0 | 0 | 3 | 8 | .364 | 7 | 1 | 4 | 0 | .452 | 1 | 0 | 1-1 | 53 | 1 | 0 | 1.000 |
| 2021 | .245 | 35-26 | 98 | 13 | 24 | 4 | 1 | 1 | 13 | 33 | .337 | 13 | 1 | 21 | 4 | .333 | 2 | 1 | 3-3 | 141 | 11 | 2 | .987 |
| 2022 | .264 | 22-22 | 87 | 9 | 23 | 3 | 0 | 0 | 6 | 26 | .299 | 7 | 1 | 9 | 0 | .326 | 0 | 0 | 2-3 | 98 | 4 | 0 | 1.000 |
| TOTAL | .256 | 89-61 | 207 | 30 | 53 | 9 | 1 | 1 | 22 | 67 | .324 | 27 | 3 | 34 | 4 | .346 | 3 | 1 | 6-7 | 293 | 20 | 3 | .991 |

#46 NOAH BURKE OF L/R FR. 6-0/192 PITTSBURGH, PA.

| Year | Avg | GP-GS | AB | R | H | 2B | 3B | HR | RBI | TB | SLG% | BB | HBP | SO | GDP | OB% | SF | SH | SB-ATT | PO | A | E | FLD% |
|--------------|-------------|------------|----------|----------|----------|----------|----------|----------|----------|----------|-------------|----------|----------|----------|----------|-------------|----------|----------|------------|----------|----------|----------|-------------|
| 2022 | .000 | 5-0 | 4 | 0 | 0 | 0 | 0 | 0 | 0 | 0 | .000 | 1 | 1 | 3 | 0 | .333 | 0 | 0 | 0-0 | 0 | 0 | 0 | .000 |
| TOTAL | .000 | 5-0 | 4 | 0 | 0 | 0 | 0 | 0 | 0 | 0 | .000 | 1 | 1 | 3 | 0 | .333 | 0 | 0 | 0-0 | 0 | 0 | 0 | .000 |

#19 DEREK CEASE IF/P R/R FR. 5-8/150 PLYMOUTH, PA.

| Year | Avg | GP-GS | AB | R | H | 2B | 3B | HR | RBI | TB | SLG% | BB | HBP | SO | GDP | OB% | SF | SH | SB-ATT | PO | A | E | FLD% |
|--------------|-------------|-------------|-----------|----------|----------|----------|----------|----------|----------|----------|-------------|----------|----------|----------|----------|-------------|----------|----------|------------|----------|-----------|----------|--------------|
| 2022 | .071 | 12-3 | 14 | 2 | 1 | 1 | 0 | 0 | 0 | 2 | .143 | 2 | 0 | 4 | 1 | .188 | 0 | 0 | 0-0 | 9 | 15 | 0 | 1.000 |
| TOTAL | .071 | 12-3 | 14 | 2 | 1 | 1 | 0 | 0 | 0 | 2 | .143 | 2 | 0 | 4 | 1 | .188 | 0 | 0 | 0-0 | 9 | 15 | 0 | 1.000 |

| Year | ERA | W-L | APP | GS | CG | SHO | SV | IP | H | R | ER | BB | SO | 2B | 3B | HR | BF | BAA | WP | HBP | BK | SFA | SHA |
|--------------|-------------|------------|----------|----------|----------|------------|----------|------------|----------|----------|----------|----------|----------|----------|----------|----------|----------|-------------|----------|----------|----------|----------|----------|
| 2022 | 0.00 | 0-0 | 1 | 0 | 0 | 0/0 | 0 | 1.0 | 1 | 1 | 0 | 3 | 1 | 0 | 0 | 0 | 7 | .250 | 0 | 0 | 0 | 0 | 0 |
| TOTAL | 0.00 | 0-0 | 1 | 0 | 0 | 0/0 | 0 | 1.0 | 1 | 1 | 0 | 3 | 1 | 0 | 0 | 0 | 7 | .250 | 0 | 0 | 0 | 0 | 0 |

#23 JAKE COOPER IF R/R FR. 5-9/195 STATE COLLEGE, PA.

| Year | Avg | GP-GS | AB | R | H | 2B | 3B | HR | RBI | TB | SLG% | BB | HBP | SO | GDP | OB% | SF | SH | SB-ATT | PO | A | E | FLD% |
|--------------|-------------|------------|-----------|----------|----------|----------|----------|----------|----------|----------|-------------|----------|----------|----------|----------|-------------|----------|----------|------------|----------|-----------|----------|-------------|
| 2022 | .000 | 8-4 | 14 | 0 | 0 | 0 | 0 | 0 | 0 | 0 | .000 | 0 | 0 | 6 | 0 | .000 | 0 | 1 | 0-0 | 1 | 10 | 1 | .917 |
| TOTAL | .000 | 8-4 | 14 | 0 | 0 | 0 | 0 | 0 | 0 | 0 | .000 | 0 | 0 | 6 | 0 | .000 | 0 | 1 | 0-0 | 1 | 10 | 1 | .917 |

#4 TYSON COOPER C/IF S/R R-SO. 5-9/200 STATE COLLEGE, PA.

| Year | Avg | GP-GS | AB | R | H | 2B | 3B | HR | RBI | TB | SLG% | BB | HBP | SO | GDP | OB% | SF | SH | SB-ATT | PO | A | E | FLD% |
|--------------|-------------|-------------|-----------|----------|----------|----------|----------|----------|----------|----------|-------------|----------|----------|-----------|----------|-------------|----------|----------|------------|-----------|----------|----------|--------------|
| 2021 | .111 | 11-3 | 18 | 2 | 2 | 1 | 0 | 0 | 2 | 3 | .167 | 6 | 0 | 8 | 0 | .333 | 0 | 0 | 1-1 | 16 | 1 | 0 | 1.000 |
| 2022 | .000 | 6-3 | 9 | 0 | 0 | 0 | 0 | 0 | 0 | 0 | .000 | 2 | 0 | 2 | 0 | .182 | 0 | 1 | 0-1 | 13 | 2 | 0 | 1.000 |
| TOTAL | .074 | 17-6 | 27 | 2 | 2 | 1 | 0 | 0 | 2 | 3 | .111 | 8 | 0 | 10 | 0 | .286 | 0 | 1 | 1-2 | 29 | 3 | 0 | 1.000 |

#8 PATRICK DEMARCO RHP R/R FR. 6-1/200 LOS ANGELES, CALIF.

| Year | ERA | W-L | APP | GS | CG | SHO | SV | IP | H | R | ER | BB | SO | 2B | 3B | HR | BF | BAA | WP | HBP | BK | SFA | SHA |
|--------------|--------------|------------|----------|----------|----------|------------|----------|------------|----------|----------|----------|----------|----------|----------|----------|----------|----------|--------------|----------|----------|----------|----------|----------|
| 2022 | 81.00 | 0-0 | 1 | 0 | 0 | 0/0 | 0 | 0.1 | 2 | 3 | 3 | 2 | 0 | 0 | 0 | 0 | 5 | 1.000 | 1 | 0 | 0 | 0 | 0 |
| TOTAL | 81.00 | 0-0 | 1 | 0 | 0 | 0/0 | 0 | 0.1 | 2 | 3 | 3 | 2 | 0 | 0 | 0 | 0 | 5 | 1.000 | 1 | 0 | 0 | 0 | 0 |

#49 BEN DEMELL IF/P L/R FR. 6-5/205 CONCORD, OHIO

| Year | Avg | GP-GS | AB | R | H | 2B | 3B | HR | RBI | TB | SLG% | BB | HBP | SO | GDP | OB% | SF | SH | SB-ATT | PO | A | E | FLD% |
|--------------|----------|----------|----------|----------|----------|----------|----------|----------|----------|----------|----------|----------|----------|----------|----------|----------|----------|----------|----------|----------|----------|----------|----------|
| 2022 | - | - | - | - | - | - | - | - | - | - | - | - | - | - | - | - | - | - | - | - | - | - | - |
| TOTAL | - | - | - | - | - | - | - | - | - | - | - | - | - | - | - | - | - | - | - | - | - | - | - |

| Year | ERA | W-L | APP | GS | CG | SHO | SV | IP | H | R | ER | BB | SO | 2B | 3B | HR | BF | BAA | WP | HBP | BK | SFA | SHA |
|--------------|-------------|------------|----------|----------|----------|------------|----------|------------|----------|----------|----------|----------|----------|----------|----------|----------|----------|-------------|----------|----------|----------|----------|----------|
| 2022 | 0.00 | 0-0 | 1 | 0 | 0 | 0/0 | 0 | 1.2 | 0 | 0 | 0 | 0 | 0 | 0 | 0 | 0 | 0 | .000 | 0 | 0 | 0 | 0 | 0 |
| TOTAL | 0.00 | 0-0 | 1 | 0 | 0 | 0/0 | 0 | 1.2 | 0 | 0 | 0 | 0 | 0 | 0 | 0 | 0 | 0 | .000 | 0 | 0 | 0 | 0 | 0 |

#5 CARSON ERTTER OF L/L JR. 5-10/175 EBENSBURG, PA.

| Year | Avg | GP-GS | AB | R | H | 2B | 3B | HR | RBI | TB | SLG% | BB | HBP | SO | GDP | OB% | SF | SH | SB-ATT | PO | A | E | FLD% |
|--------------|-------------|------------|----------|----------|----------|----------|----------|----------|----------|----------|-------------|----------|----------|----------|----------|-------------|----------|----------|------------|----------|----------|----------|--------------|
| 2020 | .000 | 3-0 | 2 | 0 | 0 | 0 | 0 | 0 | 0 | 0 | .000 | 0 | 1 | 0 | 0 | .333 | 0 | 0 | 0-0 | 1 | 0 | 0 | 1.000 |
| 2021 | .000 | 1-0 | 1 | 0 | 0 | 0 | 0 | 0 | 1 | 0 | .000 | 1 | 0 | 0 | 0 | .500 | 0 | 0 | 0-0 | 0 | 0 | 0 | .000 |
| 2022 | - | - | - | - | - | - | - | - | - | - | - | - | - | - | - | - | - | - | - | - | - | - | - |
| TOTAL | .000 | 4-0 | 3 | 0 | 0 | 0 | 0 | 0 | 1 | 0 | .000 | 1 | 1 | 0 | 0 | .400 | 0 | 0 | 0-0 | 1 | 0 | 0 | 1.000 |

CAREER STATS

#44 DEVIN FLETCHER RHP R/R FR. 6-8/215 BETHLEHEM, PA.

| Year | ERA | W-L | APP | GS | CG | SHO | SV | IP | H | R | ER | BB | SO | 2B | 3B | HR | BF | BAA | WP | HBP | BK | SFA | SHA |
|--------------|-----|-----|-----|----|----|-----|----|----|---|---|----|----|----|----|----|----|----|-----|----|-----|----|-----|-----|
| 2022 | - | - | - | - | - | - | - | - | - | - | - | - | - | - | - | - | - | - | - | - | - | - | - |
| TOTAL | - | - | - | - | - | - | - | - | - | - | - | - | - | - | - | - | - | - | - | - | - | - | - |

#10 TANNER FOLDS LHP R/L FR. 6-1/195 CALHOUN, GA.

| Year | ERA | W-L | App | GS | CG | SHO | SV | IP | H | R | ER | BB | SO | 2B | 3B | HR | BF | B/Avg | WP | HBP | BK | SFA | SHA |
|--------------|--------------|------------|----------|----------|----------|------------|----------|------------|----------|----------|----------|----------|----------|----------|----------|----------|-----------|-------------|----------|----------|----------|----------|----------|
| 2022 | 14.73 | 0-0 | 6 | 0 | 0 | 0/0 | 0 | 3.2 | 2 | 7 | 6 | 6 | 3 | 1 | 0 | 0 | 20 | .154 | 1 | 1 | 0 | 0 | 0 |
| TOTAL | 14.73 | 0-0 | 6 | 0 | 0 | 0/0 | 0 | 3.2 | 2 | 7 | 6 | 6 | 3 | 1 | 0 | 0 | 20 | .154 | 1 | 1 | 0 | 0 | 0 |

#15 BRENDEN FRANKS IF/P R/R JR. 6-3/205 STATE COLLEGE, PA.

| Year | Avg | GP-GS | AB | R | H | 2B | 3B | HR | RBI | TB | SLG% | BB | HBP | SO | GDP | OB% | SF | SH | SB-ATT | PO | A | E | FLD% |
|--------------|-------------|-------------|-----------|----------|----------|----------|----------|----------|----------|----------|-------------|----------|----------|----------|----------|-------------|----------|----------|------------|----------|----------|----------|--------------|
| 2020 | .667 | 4-0 | 3 | 1 | 2 | 0 | 0 | 0 | 0 | 2 | .667 | 0 | 0 | 1 | 0 | .667 | 0 | 0 | 0-0 | 2 | 0 | 0 | 1.000 |
| 2021 | .000 | 4-0 | 3 | 1 | 0 | 0 | 0 | 0 | 0 | 0 | .000 | 0 | 1 | 2 | 0 | .250 | 0 | 0 | 0-0 | 4 | 0 | 0 | 1.000 |
| 2022 | .000 | 6-0 | 4 | 0 | 0 | 0 | 0 | 0 | 0 | 0 | .000 | 1 | 0 | 1 | 1 | .200 | 0 | 0 | 0-0 | 0 | 0 | 0 | 1.000 |
| TOTAL | .200 | 14-0 | 10 | 2 | 2 | 0 | 0 | 0 | 0 | 2 | .200 | 1 | 1 | 4 | 1 | .333 | 0 | 0 | 0-0 | 6 | 0 | 0 | 1.000 |
| Year | Avg | GP-GS | AB | R | H | 2B | 3B | HR | RBI | TB | SLG% | BB | HBP | SO | GDP | OB% | SF | SH | SB-ATT | PO | A | E | FLD% |
| 2020 | - | - | - | - | - | - | - | - | - | - | - | - | - | - | - | - | - | - | - | - | - | - | - |
| 2021 | - | - | - | - | - | - | - | - | - | - | - | - | - | - | - | - | - | - | - | - | - | - | - |
| 2022 | - | - | - | - | - | - | - | - | - | - | - | - | - | - | - | - | - | - | - | - | - | - | - |
| TOTAL | - | - | - | - | - | - | - | - | - | - | - | - | - | - | - | - | - | - | - | - | - | - | - |

#28 HUTCH GAGNON LHP L/L SR. 6-3/220 DOWNINGTOWN, PA.

| Year | ERA | W-L | App | GS | CG | SHO | SV | IP | H | R | ER | BB | SO | 2B | 3B | HR | BF | B/Avg | WP | HBP | BK | SFA | SHA |
|--------------|-------------|------------|-----------|----------|----------|------------|----------|-------------|-----------|-----------|-----------|-----------|-----------|-----------|----------|----------|------------|-------------|----------|----------|----------|----------|----------|
| 2019 | 5.59 | 0-1 | 18 | 0 | 0 | 0/0 | 0 | 19.1 | 21 | 12 | 12 | 11 | 21 | 4 | 1 | 2 | 93 | .273 | 3 | 3 | 0 | 0 | 2 |
| 2020 | 3.21 | 1-0 | 4 | 2 | 0 | 0/0 | 0 | 14.0 | 15 | 5 | 5 | 6 | 17 | 4 | 1 | 0 | 62 | .268 | 0 | 0 | 0 | 0 | 0 |
| 2021 | 6.75 | 0-1 | 11 | 0 | 0 | 0/0 | 0 | 12.0 | 18 | 10 | 9 | 4 | 13 | 3 | 1 | 1 | 64 | .327 | 2 | 3 | 0 | 1 | 1 |
| 2022 | - | - | - | - | - | - | - | - | - | - | - | - | - | - | - | - | - | - | - | - | - | - | - |
| TOTAL | 5.16 | 1-2 | 33 | 2 | 0 | 0/0 | 0 | 45.1 | 54 | 27 | 26 | 21 | 51 | 11 | 3 | 3 | 219 | .287 | 5 | 6 | 0 | 1 | 3 |

#35 BILLY GERLOTT OF/IF R/R SO. 6-1/195 AUBURN, PA.

| Year | Avg | GP-GS | AB | R | H | 2B | 3B | HR | RBI | TB | SLG% | BB | HBP | SO | GDP | OB% | SF | SH | SB-ATT | PO | A | E | FLD% |
|--------------|-------------|--------------|-----------|-----------|-----------|----------|----------|----------|----------|-----------|-------------|----------|----------|-----------|----------|-------------|----------|----------|------------|-----------|----------|----------|--------------|
| 2021 | - | - | - | - | - | - | - | - | - | - | - | - | - | - | - | - | - | - | - | - | - | - | - |
| 2022 | .269 | 22-22 | 78 | 10 | 21 | 6 | 1 | 0 | 8 | 29 | .372 | 9 | 3 | 21 | 1 | .367 | 0 | 0 | 1-3 | 26 | 0 | 0 | 1.000 |
| TOTAL | .269 | 22-22 | 78 | 10 | 21 | 6 | 1 | 0 | 8 | 29 | .372 | 9 | 3 | 21 | 1 | .367 | 0 | 0 | 1-3 | 26 | 0 | 0 | 1.000 |

#17 SENECA GREGORY RHP R/R FR. 6-4/225 STAFFORD, VA.

| Year | ERA | W-L | APP | GS | CG | SHO | SV | IP | H | R | ER | BB | SO | 2B | 3B | HR | BF | BAA | WP | HBP | BK | SFA | SHA |
|--------------|--------------|------------|----------|----------|----------|------------|----------|------------|-----------|----------|----------|----------|----------|----------|----------|----------|-----------|-------------|----------|----------|----------|----------|----------|
| 2022 | 10.80 | 0-0 | 6 | 0 | 0 | 0/0 | 0 | 6.2 | 10 | 9 | 8 | 4 | 7 | 2 | 0 | 0 | 36 | .345 | 1 | 2 | 0 | 0 | 1 |
| TOTAL | 10.80 | 0-0 | 6 | 0 | 0 | 0/0 | 0 | 6.2 | 10 | 9 | 8 | 4 | 7 | 2 | 0 | 0 | 36 | .345 | 1 | 2 | 0 | 0 | 1 |

#2 KYLE HANNON IF/OF L/R SO. 5-10/194 HARRISBURG, PA.

| Year | Avg | GP-GS | AB | R | H | 2B | 3B | HR | RBI | TB | SLG% | BB | HBP | SO | GDP | OB% | SF | SH | SB-ATT | PO | A | E | FLD% |
|--------------|-------------|--------------|-----------|-----------|-----------|----------|----------|----------|----------|-----------|-------------|----------|----------|-----------|----------|-------------|----------|----------|------------|-----------|-----------|----------|-------------|
| 2021 | .133 | 12-9 | 30 | 3 | 4 | 1 | 1 | 0 | 1 | 7 | .233 | 2 | 0 | 12 | 0 | .188 | 0 | 1 | 0-0 | 15 | 0 | 0 | 1.000 |
| 2022 | .288 | 17-17 | 59 | 7 | 17 | 5 | 1 | 0 | 8 | 24 | .407 | 6 | 2 | 12 | 3 | .373 | 0 | 0 | 2-2 | 22 | 37 | 7 | .894 |
| TOTAL | .236 | 29-26 | 89 | 10 | 21 | 6 | 2 | 0 | 9 | 31 | .348 | 8 | 2 | 24 | 3 | .313 | 0 | 1 | 2-2 | 37 | 37 | 7 | .914 |

#1 JAY HARRY IF L/R SO. 6-0/195 METUCHEN, N.J.

| Year | Avg | GP-GS | AB | R | H | 2B | 3B | HR | RBI | TB | SLG% | BB | HBP | SO | GDP | OB% | SF | SH | SB-ATT | PO | A | E | FLD% |
|--------------|-------------|--------------|------------|-----------|-----------|-----------|----------|----------|-----------|-----------|-------------|-----------|----------|-----------|----------|-------------|----------|----------|------------|-----------|------------|-----------|-------------|
| 2021 | .268 | 42-42 | 142 | 22 | 38 | 10 | 0 | 1 | 18 | 51 | .359 | 12 | 4 | 25 | 2 | .335 | 3 | 0 | 1-1 | 58 | 101 | 11 | .935 |
| 2022 | .291 | 22-22 | 86 | 13 | 25 | 2 | 0 | 3 | 12 | 36 | .419 | 6 | 2 | 10 | 0 | .351 | 0 | 0 | 2-3 | 22 | 65 | 4 | .956 |
| TOTAL | .276 | 64-64 | 228 | 35 | 63 | 12 | 0 | 4 | 30 | 87 | .382 | 18 | 6 | 35 | 2 | .341 | 3 | 0 | 3-4 | 80 | 166 | 15 | .943 |

CAREER STATS

#24 JADEN HENLINE RHP L/R SO. 6-2/195 NEW CUMBERLAND, PA.

| Year | ERA | W-L | App | GS | CG | SHO | SV | IP | H | R | ER | BB | SO | 2B | 3B | HR | BF | B/Avg | WP | HBP | BK | SFA | SHA |
|--------------|-------------|------------|-----------|----------|----------|------------|----------|-------------|-----------|-----------|-----------|-----------|-----------|----------|----------|----------|------------|-------------|----------|----------|----------|----------|----------|
| 2021 | 3.72 | 0-1 | 9 | 3 | 0 | 0/0 | 0 | 19.1 | 17 | 8 | 8 | 8 | 22 | 2 | 0 | 2 | 86 | .230 | 1 | 3 | 0 | 0 | 1 |
| 2022 | 2.75 | 0-1 | 8 | 0 | 0 | 0/1 | 3 | 19.2 | 17 | 11 | 6 | 4 | 25 | 1 | 1 | 1 | 78 | .230 | 2 | 0 | 0 | 0 | 0 |
| TOTAL | 3.23 | 0-2 | 17 | 3 | 0 | 0/1 | 3 | 39.0 | 34 | 19 | 14 | 12 | 47 | 3 | 1 | 3 | 164 | .230 | 3 | 3 | 0 | 0 | 1 |

#40 BEN KAILHER IF R/R JR. 5-8/160 RUMFORD, R.I.

| Year | Avg | GP-GS | AB | R | H | 2B | 3B | HR | RBI | TB | SLG% | BB | HBP | SO | GDP | OB% | SF | SH | SB-ATT | PO | A | E | FLD% |
|--------------|-------------|--------------|-----------|-----------|-----------|----------|----------|----------|----------|-----------|-------------|----------|----------|-----------|----------|-------------|----------|----------|------------|-----------|-----------|----------|-------------|
| 2020 | .222 | 9-6 | 18 | 4 | 4 | 1 | 2 | 0 | 4 | 9 | .500 | 2 | 2 | 6 | 2 | .333 | 2 | 0 | 2-2 | 3 | 9 | 2 | .857 |
| 2021 | .143 | 11-0 | 7 | 3 | 1 | 0 | 0 | 0 | 0 | 1 | .143 | 0 | 0 | 2 | 0 | .143 | 0 | 0 | 1-1 | 0 | 2 | 0 | 1.000 |
| 2022 | .200 | 14-9 | 30 | 3 | 6 | 0 | 0 | 0 | 0 | 6 | .200 | 7 | 1 | 7 | 0 | .368 | 0 | 0 | 0-0 | 9 | 25 | 3 | .919 |
| TOTAL | .200 | 34-15 | 55 | 10 | 11 | 1 | 2 | 0 | 4 | 16 | .291 | 9 | 3 | 15 | 2 | .333 | 2 | 0 | 3-3 | 12 | 36 | 5 | .906 |

#13 TAYVEN KELLEY OF R/R JR. 6-3/200 BOILING SPRINGS, PA.

| Year | Avg | GP-GS | AB | R | H | 2B | 3B | HR | RBI | TB | SLG% | BB | HBP | SO | GDP | OB% | SF | SH | SB-ATT | PO | A | E | FLD% |
|--------------|-------------|--------------|------------|-----------|-----------|-----------|----------|----------|-----------|-----------|-------------|-----------|----------|-----------|----------|-------------|----------|----------|------------|------------|----------|----------|-------------|
| 2020 | .188 | 9-4 | 16 | 4 | 3 | 2 | 0 | 0 | 1 | 5 | .313 | 3 | 1 | 8 | 0 | .350 | 0 | 0 | 0-0 | 10 | 0 | 0 | 1.000 |
| 2021 | .238 | 28-27 | 101 | 8 | 24 | 8 | 2 | 1 | 9 | 39 | .386 | 10 | 1 | 37 | 2 | .313 | 0 | 3 | 0-2 | 53 | 1 | 4 | .931 |
| 2022 | .167 | 21-21 | 78 | 6 | 13 | 0 | 0 | 0 | 7 | 13 | .167 | 3 | 1 | 27 | 3 | .207 | 0 | 0 | 0-1 | 49 | 1 | 2 | .962 |
| TOTAL | .205 | 58-52 | 195 | 18 | 40 | 10 | 2 | 1 | 17 | 57 | .292 | 16 | 3 | 72 | 5 | .276 | 0 | 3 | 0-3 | 112 | 2 | 6 | .950 |

#29 CARSON KOHLS RHP R/R SO. 6-0/195 SACRAMENTO, CALIF.

| Year | ERA | W-L | App | GS | CG | SHO | SV | IP | H | R | ER | BB | SO | 2B | 3B | HR | BF | B/Avg | WP | HBP | BK | SFA | SHA |
|--------------|-------------|------------|-----------|----------|----------|------------|----------|-------------|-----------|-----------|----------|----------|-----------|----------|----------|----------|-----------|-------------|----------|----------|----------|----------|----------|
| 2021 | 3.18 | 0-0 | 5 | 0 | 0 | 0/0 | 0 | 5.2 | 7 | 3 | 2 | 2 | 4 | 1 | 1 | 1 | 27 | .304 | 1 | 2 | 0 | 0 | 0 |
| 2022 | 7.00 | 0-0 | 7 | 0 | 0 | 0/0 | 0 | 9.0 | 8 | 8 | 7 | 7 | 7 | 0 | 2 | 0 | 43 | .242 | 1 | 2 | 0 | 0 | 1 |
| TOTAL | 5.53 | 0-0 | 12 | 0 | 0 | 0/0 | 0 | 14.2 | 15 | 11 | 9 | 9 | 11 | 1 | 3 | 1 | 70 | .268 | 2 | 4 | 0 | 0 | 1 |

#33 TRAVIS LUENSMANN RHP R/R SO. 6-6/234 ALTOONA, PA.

| Year | ERA | W-L | App | GS | CG | SHO | SV | IP | H | R | ER | BB | SO | 2B | 3B | HR | BF | B/Avg | WP | HBP | BK | SFA | SHA |
|--------------|-------------|------------|-----------|----------|----------|------------|----------|-------------|-----------|-----------|-----------|-----------|-----------|----------|----------|----------|------------|-------------|----------|----------|----------|----------|----------|
| 2021* | 15.43 | 0-1 | 4 | 0 | 0 | 0/0 | 0 | 2.1 | 4 | 6 | 4 | 1 | 2 | 2 | 0 | 0 | 12 | .333 | 0 | 0 | 1 | 0 | 0 |
| 2022 | 6.18 | 0-2 | 6 | 6 | 0 | 0/0 | 0 | 27.2 | 32 | 24 | 19 | 15 | 34 | 1 | 3 | 3 | 132 | .286 | 2 | 1 | 0 | 2 | 2 |
| TOTAL | 6.90 | 0-3 | 10 | 6 | 0 | 0/0 | 0 | 30.0 | 36 | 30 | 23 | 16 | 36 | 3 | 3 | 3 | 144 | .293 | 2 | 1 | 1 | 2 | 2 |

*At South Carolina

#18 MASON MELLOTT RHP R/R GR. 6-0/205 STATE COLLEGE, PA.

| Year | ERA | W-L | APP | GS | CG | SHO | SV | IP | H | R | ER | BB | SO | 2B | 3B | HR | BF | BAA | WP | HBP | BK | SFA | SHA |
|--------------|-------------|-------------|-----------|----------|----------|------------|-----------|--------------|------------|-----------|-----------|-----------|------------|-----------|----------|----------|------------|-------------|-----------|-----------|----------|----------|-----------|
| 2018 | 3.18 | 0-1 | 24 | 0 | 0 | 0/0 | 4 | 34.0 | 38 | 16 | 12 | 14 | 28 | 4 | 1 | 0 | 155 | .295 | 4 | 5 | 2 | 3 | 4 |
| 2019 | 2.43 | 6-3 | 21 | 0 | 0 | 0/2 | 5 | 63.0 | 59 | 25 | 17 | 14 | 52 | 10 | 2 | 1 | 270 | .244 | 3 | 6 | 0 | 1 | 6 |
| 2020 | 2.25 | 2-1 | 5 | 0 | 0 | 0/0 | 0 | 8.0 | 8 | 3 | 2 | 1 | 6 | 1 | 1 | 0 | 35 | .258 | 0 | 0 | 0 | 0 | 3 |
| 2021 | 4.60 | 2-2 | 17 | 0 | 0 | 0/0 | 4 | 31.1 | 32 | 20 | 16 | 18 | 33 | 2 | 1 | 1 | 149 | .264 | 4 | 8 | 1 | 0 | 2 |
| 2022 | 3.86 | 1-2 | 8 | 4 | 0 | 0/1 | 1 | 16.1 | 12 | 9 | 7 | 8 | 13 | 2 | 0 | 0 | 71 | .211 | 1 | 2 | 0 | 1 | 3 |
| TOTAL | 3.18 | 11-8 | 75 | 4 | 0 | 0/3 | 14 | 152.2 | 149 | 73 | 54 | 55 | 132 | 19 | 5 | 2 | 680 | .256 | 12 | 21 | 3 | 5 | 18 |

#21 STEVEN MILLER RHP R/R SR. 6-1/190 PITTSBURGH, PA.

| Year | ERA | W-L | App | GS | CG | SHO | SV | IP | H | R | ER | BB | SO | 2B | 3B | HR | BF | B/Avg | WP | HBP | BK | SFA | SHA |
|--------------|-------------|------------|-----------|----------|----------|------------|----------|-------------|-----------|-----------|-----------|-----------|-----------|----------|----------|----------|------------|-------------|----------|----------|----------|----------|----------|
| 2019 | 3.86 | 0-0 | 3 | 0 | 0 | 0/0 | 0 | 2.1 | 4 | 1 | 1 | 1 | 1 | 3 | 0 | 0 | 12 | .364 | 1 | 0 | 0 | 0 | 0 |
| 2020 | 2.70 | 0-0 | 3 | 0 | 0 | 0/1 | 0 | 3.1 | 2 | 1 | 1 | 1 | 6 | 1 | 0 | 0 | 13 | .167 | 0 | 0 | 0 | 0 | 0 |
| 2021 | 3.29 | 0-1 | 12 | 0 | 0 | 0/2 | 2 | 13.2 | 12 | 8 | 5 | 7 | 17 | 2 | 0 | 0 | 58 | .245 | 2 | 2 | 0 | 0 | 0 |
| 2022 | 3.38 | 1-1 | 7 | 0 | 0 | 0/0 | 1 | 13.1 | 12 | 6 | 5 | 6 | 15 | 2 | 1 | 0 | 59 | .231 | 1 | 1 | 0 | 0 | 0 |
| TOTAL | 3.31 | 1-2 | 25 | 0 | 0 | 0/3 | 3 | 32.2 | 30 | 16 | 12 | 15 | 39 | 7 | 1 | 0 | 142 | .242 | 4 | 3 | 0 | 0 | 0 |

CAREER STATS

#27 TOMMY MOLSKY RHP R/R FR. 6-1/160 DILLSBURG, PA.

| Year | ERA | W-L | APP | GS | CG | SHO | SV | IP | H | R | ER | BB | SO | 2B | 3B | HR | BF | BAA | WP | HBP | BK | SFA | SHA |
|--------------|-------------|------------|----------|----------|----------|------------|----------|-------------|-----------|-----------|-----------|-----------|-----------|----------|----------|----------|------------|-------------|----------|----------|----------|----------|----------|
| 2022 | 5.40 | 0-3 | 7 | 6 | 0 | 0/0 | 0 | 25.0 | 26 | 26 | 15 | 13 | 27 | 5 | 0 | 2 | 123 | .250 | 4 | 4 | 0 | 1 | 1 |
| TOTAL | 5.40 | 0-3 | 7 | 6 | 0 | 0/0 | 0 | 25.0 | 26 | 26 | 15 | 13 | 27 | 5 | 0 | 2 | 123 | .250 | 4 | 4 | 0 | 1 | 1 |

#37 JORDAN MORALES LHP R/L JR. 5-9/175 SOUDERTON, PA.

| Year | ERA | W-L | App | GS | CG | SHO | SV | IP | H | R | ER | BB | SO | 2B | 3B | HR | BF | B/Avg | WP | HBP | BK | SFA | SHA |
|--------------|-------------|------------|-----------|----------|----------|------------|----------|-------------|-----------|-----------|-----------|-----------|-----------|-----------|----------|----------|------------|-------------|----------|-----------|----------|----------|----------|
| 2020* | 2.16 | 0-2 | 5 | 0 | 0 | 0/1 | 2 | 8.1 | 5 | 4 | 2 | 3 | 14 | 1 | 0 | 1 | 37 | .167 | 3 | 1 | 1 | 1 | 2 |
| 2021* | 6.11 | 2-6 | 16 | 7 | 1 | 0/0 | 2 | 45.2 | 60 | 35 | 31 | 23 | 49 | 10 | 2 | 4 | 226 | .313 | 2 | 8 | 2 | 3 | 0 |
| 2022 | 4.05 | 2-0 | 10 | 0 | 0 | 0/0 | 0 | 13.1 | 14 | 10 | 6 | 5 | 19 | 2 | 1 | 1 | 62 | .255 | 1 | 1 | 0 | 0 | 1 |
| TOTAL | 5.21 | 4-8 | 31 | 7 | 1 | 0/1 | 4 | 67.1 | 79 | 49 | 39 | 31 | 82 | 13 | 3 | 6 | 326 | .284 | 6 | 10 | 3 | 4 | 3 |

*At LaSalle

#6 JOE NASTASI RHP R/R SO. 6-0/217 STATE COLLEGE, PA.

| Year | ERA | W-L | App | GS | CG | SHO | SV | IP | H | R | ER | BB | SO | 2B | 3B | HR | BF | B/Avg | WP | HBP | BK | SFA | SHA |
|--------------|----------|----------|----------|----------|----------|----------|----------|----------|----------|----------|----------|----------|----------|----------|----------|----------|----------|----------|----------|----------|----------|----------|----------|
| 2021 | - | - | - | - | - | - | - | - | - | - | - | - | - | - | - | - | - | - | - | - | - | - | - |
| 2022 | - | - | - | - | - | - | - | - | - | - | - | - | - | - | - | - | - | - | - | - | - | - | - |
| TOTAL | - | - | - | - | - | - | - | - | - | - | - | - | - | - | - | - | - | - | - | - | - | - | - |

#34 RICHIE PALTRIDGE LHP/1B/OF L/L SO. 6-3/194 MONTGOMERY, N.Y.

| Year | Avg | GP-GS | AB | R | H | 2B | 3B | HR | RBI | TB | SLG% | BB | HBP | SO | GDP | OB% | SF | SH | SB-ATT | PO | A | E | FLD% |
|--------------|-------------|------------|----------|----------|----------|----------|----------|----------|----------|----------|-------------|----------|----------|----------|----------|-------------|----------|----------|------------|----------|----------|----------|--------------|
| 2021 | - | - | - | - | - | - | - | - | - | - | - | - | - | - | - | - | - | - | - | - | - | - | - |
| 2022 | .000 | 1-0 | 1 | 0 | 0 | 0 | 0 | 0 | 0 | 0 | .000 | 0 | 0 | 1 | 0 | .000 | 0 | 0 | 0-0 | 1 | 0 | 0 | 1.000 |
| TOTAL | .000 | 1-0 | 1 | 0 | 0 | 0 | 0 | 0 | 0 | 0 | .000 | 0 | 0 | 1 | 0 | .000 | 0 | 0 | 0-0 | 1 | 0 | 0 | 1.000 |

| Year | ERA | W-L | APP | GS | CG | SHO | SV | IP | H | R | ER | BB | SO | 2B | 3B | HR | BF | BAA | WP | HBP | BK | SFA | SHA |
|--------------|----------|----------|----------|----------|----------|----------|----------|----------|----------|----------|----------|----------|----------|----------|----------|----------|----------|----------|----------|----------|----------|----------|----------|
| 2021 | - | - | - | - | - | - | - | - | - | - | - | - | - | - | - | - | - | - | - | - | - | - | - |
| 2022 | - | - | - | - | - | - | - | - | - | - | - | - | - | - | - | - | - | - | - | - | - | - | - |
| TOTAL | - | - | - | - | - | - | - | - | - | - | - | - | - | - | - | - | - | - | - | - | - | - | - |

#31 RYAN PARTRIDGE LHP R/L JR. 6-3/215 WEXFORD, PA.

| Year | ERA | W-L | App | GS | CG | SHO | SV | IP | H | R | ER | BB | SO | 2B | 3B | HR | BF | B/Avg | WP | HBP | BK | SFA | SHA |
|--------------|-------------|------------|-----------|----------|----------|------------|----------|-------------|-----------|-----------|----------|----------|-----------|----------|----------|----------|-----------|-------------|----------|----------|----------|----------|----------|
| 2020 | 0.00 | 0-0 | 2 | 0 | 0 | 0/0 | 0 | 2.0 | 1 | 0 | 0 | 0 | 2 | 0 | 0 | 0 | 6 | .167 | 0 | 0 | 0 | 0 | 0 |
| 2021 | 0.00 | 0-0 | 5 | 0 | 0 | 0/0 | 0 | 2.2 | 4 | 2 | 0 | 3 | 4 | 1 | 0 | 0 | 16 | .333 | 0 | 0 | 0 | 1 | 0 |
| 2022 | 8.10 | 0-0 | 9 | 0 | 0 | 0/0 | 0 | 10.0 | 12 | 9 | 9 | 4 | 8 | 2 | 1 | 0 | 47 | .308 | 1 | 2 | 0 | 2 | 0 |
| TOTAL | 5.53 | 0-0 | 16 | 0 | 0 | 0/0 | 0 | 14.2 | 17 | 11 | 9 | 7 | 14 | 3 | 1 | 0 | 69 | .298 | 1 | 2 | 0 | 3 | 0 |

#22 JOHNNY PIACENTINO OF R/R JR. 5-11/185 CHERRY HILL, N.J.

| Year | Avg | GP-GS | AB | R | H | 2B | 3B | HR | RBI | TB | SLG% | BB | HBP | SO | GDP | OB% | SF | SH | SB-ATT | PO | A | E | FLD% |
|--------------|-------------|--------------|------------|-----------|-----------|-----------|----------|-----------|-----------|------------|-------------|-----------|----------|-----------|----------|-------------|----------|----------|------------|------------|----------|----------|-------------|
| 2020 | .400 | 13-10 | 35 | 11 | 14 | 4 | 0 | 2 | 11 | 24 | .686 | 10 | 0 | 4 | 0 | .511 | 2 | 0 | 4-4 | 27 | 0 | 0 | 1.000 |
| 2021 | .284 | 42-42 | 162 | 30 | 46 | 15 | 0 | 8 | 32 | 85 | .525 | 17 | 0 | 40 | 4 | .350 | 1 | 1 | 0-2 | 83 | 0 | 3 | .965 |
| 2022 | .289 | 11-11 | 38 | 4 | 11 | 1 | 1 | 0 | 8 | 14 | .368 | 6 | 0 | 11 | 1 | .370 | 2 | 1 | 0-0 | 12 | 0 | 0 | 1.000 |
| TOTAL | .302 | 66-63 | 235 | 45 | 71 | 20 | 1 | 10 | 51 | 123 | .523 | 33 | 0 | 55 | 5 | .381 | 5 | 2 | 4-6 | 122 | 0 | 3 | .976 |

#7 C.J. PITTARO IF L/R SO. 6-1/195 HAMILTON, N.J.

| Year | Avg | GP-GS | AB | R | H | 2B | 3B | HR | RBI | TB | SLG% | BB | HBP | SO | GDP | OB% | SF | SH | SB-ATT | PO | A | E | FLD% |
|--------------|-------------|--------------|-----------|----------|----------|----------|----------|----------|----------|----------|-------------|----------|----------|-----------|----------|-------------|----------|----------|------------|----------|-----------|----------|-------------|
| 2021* | .333 | 5-0 | 3 | 0 | 1 | 0 | 0 | 0 | 3 | 1 | .333 | 0 | 0 | 0 | 0 | .333 | 0 | 0 | 0-0 | 0 | 1 | 0 | 1.000 |
| 2022 | .194 | 14-10 | 36 | 9 | 7 | 1 | 0 | 0 | 6 | 8 | .222 | 4 | 0 | 12 | 0 | .275 | 0 | 0 | 0-0 | 9 | 13 | 2 | .917 |
| TOTAL | .205 | 19-10 | 39 | 9 | 8 | 1 | 0 | 0 | 9 | 9 | .231 | 4 | 0 | 12 | 0 | .279 | 0 | 0 | 0-0 | 9 | 14 | 2 | .920 |

*At Vanderbilt

CAREER STATS

#25 CHASE RENNER RHP R/R FR. 6-4/190 ALBURTIS, PA.

| Year | ERA | W-L | APP | GS | CG | SHO | SV | IP | H | R | ER | BB | SO | 2B | 3B | HR | BF | BAA | WP | HBP | BK | SFA | SHA |
|--------------|-------------|------------|----------|----------|----------|------------|----------|------------|----------|----------|----------|----------|----------|----------|----------|----------|-----------|-------------|----------|----------|----------|----------|----------|
| 2022 | 9.00 | 1-1 | 4 | 1 | 0 | 0/0 | 0 | 5.0 | 6 | 5 | 5 | 6 | 5 | 3 | 0 | 0 | 27 | .300 | 3 | 0 | 0 | 0 | 1 |
| TOTAL | 9.00 | 1-1 | 4 | 1 | 0 | 0/0 | 0 | 5.0 | 6 | 5 | 5 | 6 | 5 | 3 | 0 | 0 | 27 | .300 | 3 | 0 | 0 | 0 | 1 |

#11 CHAD ROGERS RHP R/R SO. 6-5/220 MENTOR, OHIO

| Year | ERA | W-L | App | GS | CG | SHO | SV | IP | H | R | ER | BB | SO | 2B | 3B | HR | BF | B/Avg | WP | HBP | BK | SFA | SHA |
|--------------|--------------|------------|----------|----------|----------|------------|----------|-------------|-----------|-----------|-----------|-----------|----------|----------|----------|----------|-----------|-------------|----------|----------|----------|----------|----------|
| 2021 | 13.50 | 1-0 | 3 | 0 | 0 | 0/0 | 0 | 4.0 | 8 | 6 | 6 | 7 | 1 | 2 | 0 | 0 | 25 | .471 | 0 | 0 | 1 | 1 | 0 |
| 2022 | 13.50 | 0-0 | 5 | 0 | 0 | 0/0 | 0 | 6.2 | 14 | 10 | 10 | 7 | 4 | 1 | 1 | 0 | 41 | .452 | 2 | 1 | 0 | 2 | 0 |
| TOTAL | 13.50 | 1-0 | 8 | 0 | 0 | 0/0 | 0 | 10.2 | 22 | 16 | 16 | 14 | 5 | 3 | 1 | 0 | 66 | .458 | 2 | 1 | 1 | 3 | 0 |

#20 BLAISE SCLAFANI RHP R/R SR. 6-6/200 SOUDERTON, PA.

| Year | ERA | W-L | App | GS | CG | SHO | SV | IP | H | R | ER | BB | SO | 2B | 3B | HR | BF | B/Avg | WP | HBP | BK | SFA | SHA |
|--------------|-------------|------------|-----------|----------|----------|------------|----------|-------------|-----------|-----------|-----------|-----------|-----------|----------|----------|----------|-----------|-------------|----------|-----------|----------|----------|----------|
| 2019* | 4.42 | 1-0 | 12 | 0 | 0 | 0/0 | 0 | 18.1 | 12 | 11 | 9 | 19 | 14 | 2 | 0 | 1 | 60 | .200 | 2 | 6 | 0 | 3 | 0 |
| 2020* | 4.76 | 0-0 | 4 | 0 | 0 | 0/0 | 0 | 5.2 | 5 | 4 | 3 | 2 | 5 | 0 | 0 | 0 | 20 | .250 | 3 | 2 | 0 | 0 | 0 |
| 2021 | 18.00 | 0-0 | 2 | 0 | 0 | 0/0 | 0 | 1.0 | 2 | 2 | 2 | 4 | 1 | 0 | 0 | 0 | 10 | .500 | 2 | 1 | 0 | 1 | 0 |
| 2022 | 0.00 | 0-0 | 3 | 0 | 0 | 0/0 | 0 | 1.1 | 2 | 1 | 0 | 0 | 1 | 0 | 0 | 1 | 6 | .400 | 0 | 1 | 0 | 0 | 0 |
| TOTAL | 4.78 | 1-0 | 21 | 0 | 0 | 0/0 | 0 | 26.1 | 21 | 18 | 14 | 25 | 21 | 2 | 0 | 0 | 96 | .368 | 7 | 10 | 0 | 4 | 0 |

*At UMass Lowell

#36 TYLER SHINGLEDECKER LHP R/L SR. 6-3/185 HUNTERSVILLE, N.C.

| Year | ERA | W-L | App | GS | CG | SHO | SV | IP | H | R | ER | BB | SO | 2B | 3B | HR | BF | B/Avg | WP | HBP | BK | SFA | SHA |
|--------------|-------------|------------|-----------|----------|----------|------------|----------|-------------|-----------|-----------|-----------|-----------|------------|-----------|----------|----------|------------|-------------|----------|-----------|----------|----------|----------|
| 2019 | 4.43 | 1-1 | 19 | 2 | 0 | 0/1 | 1 | 40.2 | 31 | 27 | 20 | 27 | 44 | 8 | 1 | 3 | 185 | .207 | 4 | 6 | 0 | 1 | 1 |
| 2020 | 0.64 | 0-0 | 5 | 0 | 0 | 0/0 | 0 | 14.0 | 3 | 1 | 1 | 2 | 20 | 1 | 0 | 0 | 49 | .067 | 1 | 1 | 0 | 0 | 1 |
| 2021 | 6.00 | 2-2 | 16 | 1 | 0 | 0/1 | 1 | 27.0 | 20 | 21 | 18 | 16 | 38 | 3 | 3 | 2 | 123 | .196 | 3 | 4 | 0 | 1 | 0 |
| 2022 | 4.11 | 3-2 | 10 | 0 | 0 | 0/1 | 0 | 15.1 | 18 | 9 | 7 | 1 | 18 | 2 | 0 | 2 | 65 | .286 | 0 | 0 | 0 | 0 | 1 |
| TOTAL | 4.27 | 6-5 | 50 | 3 | 0 | 0/3 | 2 | 97.0 | 72 | 58 | 46 | 47 | 120 | 14 | 4 | 7 | 422 | .201 | 8 | 11 | 0 | 2 | 3 |

#41 JOSH SPIEGEL C/1B R/R R-JR. 6-3/206 JEANNETTE, PA.

| Year | Avg | GP-GS | AB | R | H | 2B | 3B | HR | RBI | TB | SLG% | BB | HBP | SO | GDP | OB% | SF | SH | SB-ATT | PO | A | E | FLD% | |
|--------------|-------------|--------------|------------|-----------|-----------|-----------|----------|----------|-----------|-----------|-------------|-----------|----------|-----------|----------|-------------|----------|----------|------------|------------|-----------|-----------|-------------|--|
| 2019* | | | | | | | | | | | | | | | | | | | | | | | | |
| | | | | | | | | | | | | | | | | | | | | | | | | |
| 2020* | .500 | 3-0 | 4 | 0 | 2 | 0 | 0 | 0 | 1 | 2 | .500 | 0 | 0 | 1 | 0 | .500 | 0 | 0 | 0-0 | 7 | 0 | 0 | 1.000 | |
| 2021 | .261 | 38-38 | 134 | 19 | 35 | 10 | 1 | 4 | 22 | 59 | .440 | 10 | 2 | 43 | 3 | .320 | 1 | 2 | 1-1 | 134 | 12 | 4 | .973 | |
| 2022 | .293 | 22-21 | 75 | 10 | 22 | 5 | 1 | 2 | 10 | 35 | .467 | 10 | 0 | 23 | 2 | .372 | 1 | 0 | 0-0 | 141 | 6 | 7 | .955 | |
| TOTAL | .277 | 63-59 | 213 | 29 | 59 | 15 | 2 | 6 | 33 | 95 | .451 | 20 | 2 | 67 | 5 | .342 | 2 | 2 | 1-1 | 282 | 18 | 11 | .965 | |

#30 ANTHONY STEELE LHP/1B/OF L/L FR. 6-4/225 SHELTON, CONN.

| Year | ERA | W-L | APP | GS | CG | SHO | SV | IP | H | R | ER | BB | SO | 2B | 3B | HR | BF | BAA | WP | HBP | BK | SFA | SHA |
|--------------|-------------|------------|----------|----------|----------|------------|----------|------------|----------|----------|----------|----------|----------|----------|----------|----------|-----------|-------------|----------|----------|----------|----------|----------|
| 2022 | 9.82 | 0-0 | 5 | 0 | 0 | 0/0 | 0 | 3.2 | 7 | 5 | 4 | 5 | 7 | 0 | 1 | 0 | 27 | .368 | 2 | 3 | 0 | 0 | 0 |
| TOTAL | 9.82 | 0-0 | 5 | 0 | 0 | 0/0 | 0 | 3.2 | 7 | 5 | 4 | 5 | 7 | 0 | 1 | 0 | 27 | .368 | 2 | 3 | 0 | 0 | 0 |

| Year | Avg | GP-GS | AB | R | H | 2B | 3B | HR | RBI | TB | SLG% | BB | HBP | SO | GDP | OB% | SF | SH | SB-ATT | PO | A | E | FLD% |
|--------------|-------------|--------------|-----------|----------|-----------|----------|----------|----------|----------|-----------|-------------|----------|----------|-----------|----------|-------------|----------|----------|------------|-----------|----------|----------|-------------|
| 2022 | .262 | 13-12 | 42 | 4 | 11 | 0 | 1 | 1 | 4 | 16 | .381 | 4 | 1 | 12 | 0 | .340 | 0 | 0 | 1-1 | 20 | 0 | 2 | .909 |
| TOTAL | .262 | 13-12 | 42 | 4 | 11 | 0 | 1 | 1 | 4 | 16 | .381 | 4 | 1 | 12 | 0 | .340 | 0 | 0 | 1-1 | 20 | 0 | 2 | .909 |

CAREER STATS

#9 CONNOR THRONEBERRY RHP/IF R/R FR. 6-6/230 ST. LOUIS, MO.

| Year | ERA | W-L | APP | GS | CG | SHO | SV | IP | H | R | ER | BB | SO | 2B | 3B | HR | BF | BAA | WP | HBP | BK | SFA | SHA |
|--------------|-----|-----|-----|----|----|-----|----|----|---|---|----|----|----|----|----|----|----|-----|----|-----|----|-----|-----|
| 2022 | - | - | - | - | - | - | - | - | - | - | - | - | - | - | - | - | - | - | - | - | - | - | - |
| TOTAL | - | - | - | - | - | - | - | - | - | - | - | - | - | - | - | - | - | - | - | - | - | - | - |

| Year | Avg | GP-GS | AB | R | H | 2B | 3B | HR | RBI | TB | SLG% | BB | HBP | SO | GDP | OB% | SF | SH | SB-ATT | PO | A | E | FLD% |
|--------------|-------------|------------|----------|----------|----------|----------|----------|----------|----------|----------|-------------|----------|----------|----------|----------|-------------|----------|----------|------------|----------|----------|----------|--------------|
| 2022 | .333 | 3-0 | 3 | 1 | 1 | 0 | 0 | 0 | 0 | 1 | .333 | 0 | 0 | 2 | 0 | .333 | 0 | 0 | 0-0 | 3 | 0 | 0 | 1.000 |
| TOTAL | .333 | 3-0 | 3 | 1 | 1 | 0 | 0 | 0 | 0 | 1 | .333 | 0 | 0 | 2 | 0 | .333 | 0 | 0 | 0-0 | 3 | 0 | 0 | 1.000 |

#12 KELLAN TULIO LHP L/L JR. 6-2/215 EMMAUS, PA.

| Year | ERA | W-L | App | GS | CG | SHO | SV | IP | H | R | ER | BB | SO | 2B | 3B | HR | BF | B/Avg | WP | HBP | BK | SFA | SHA |
|--------------|-------------|------------|-----------|----------|----------|------------|----------|-------------|-----------|-----------|-----------|-----------|-----------|----------|----------|----------|-----------|-------------|----------|----------|----------|----------|----------|
| 2020* | 6.75 | 0-0 | 4 | 0 | 0 | 0/0 | 0 | 2.2 | 4 | 2 | 2 | 2 | 2 | 0 | 0 | 0 | 13 | .364 | 0 | 0 | 1 | 0 | 0 |
| 2021* | 15.43 | 0-0 | 4 | 0 | 0 | 0/0 | 0 | 2.1 | 3 | 4 | 4 | 3 | 1 | 0 | 0 | 0 | 14 | .300 | 1 | 1 | 0 | 0 | 0 |
| 2022 | 3.52 | 1-1 | 6 | 5 | 0 | 0/0 | 1 | 15.1 | 9 | 6 | 6 | 7 | 14 | 2 | 0 | 0 | 62 | .170 | 1 | 1 | 0 | 0 | 1 |
| TOTAL | 5.31 | 1-1 | 14 | 5 | 0 | 0/0 | 1 | 20.1 | 16 | 12 | 12 | 12 | 17 | 2 | 0 | 0 | 89 | .216 | 2 | 2 | 0 | 0 | 1 |

*At Louisville

#14 MATT WOOD C L/R JR. 5-10/190 GIBSONIA, PA.

| Year | Avg | GP-GS | AB | R | H | 2B | 3B | HR | RBI | TB | SLG% | BB | HBP | SO | GDP | OB% | SF | SH | SB-ATT | PO | A | E | FLD% |
|--------------|-------------|--------------|------------|-----------|-----------|-----------|----------|----------|-----------|------------|-------------|-----------|----------|-----------|----------|-------------|----------|----------|------------|------------|-----------|-----------|-------------|
| 2020 | .314 | 14-13 | 51 | 4 | 16 | 1 | 0 | 0 | 5 | 17 | .333 | 7 | 1 | 12 | 2 | .407 | 0 | 0 | 1-1 | 78 | 4 | 2 | .976 |
| 2021 | .295 | 39-39 | 139 | 22 | 41 | 10 | 1 | 4 | 21 | 65 | .468 | 19 | 3 | 25 | 3 | .384 | 3 | 1 | 1-5 | 218 | 14 | 4 | .983 |
| 2022 | .375 | 21-21 | 72 | 19 | 27 | 5 | 2 | 4 | 19 | 48 | .667 | 13 | 2 | 7 | 3 | .467 | 3 | 0 | 1-1 | 144 | 11 | 6 | .963 |
| TOTAL | .321 | 74-73 | 262 | 45 | 84 | 16 | 3 | 8 | 45 | 130 | .496 | 39 | 6 | 44 | 8 | .412 | 6 | 1 | 3-7 | 440 | 29 | 12 | .975 |

HEAD COACH ROB COOPER



16

ROB COOPER
MIAMI (FLA.), 1994
OVERALL: 442-459 (17TH YR)
PSU: 156-229 (9TH YR)

Head Coach

The 2022 baseball season is Rob Cooper's ninth as head coach of the Nittany Lion baseball program. Cooper was selected as the 14th head baseball coach in Penn State history on August 9, 2013. Not shy about stating his ultimate goal of returning Penn State to Omaha in June, the Lions have made significant strides under his leadership.

Under his tutelage, 11 players have been drafted and 12 total have signed with MLB teams in the last four seasons with a full draft. However, his strong belief in the first part of the term "student-athlete" is perhaps the top reason he has proven to be an excellent fit at Penn State. Even with state-of-the-art facilities, the chance to take on elite competition and a program history that includes five trips to the College World Series, Cooper cites the value of a Penn State degree as one of the top reasons to play baseball at Penn State.

The Nittany Lions finished the 2021 season with an 18-24 record, playing against exclusively Big Ten opponents. The wins included a 3-2 victory over No. 18 Michigan on March 26 and a series sweep over Michigan State in which Penn State out-scored the Spartans, 39-13. The Nittany Lions also won two series against Rutgers. Penn State scored 10 or more runs in six games, Penn State's most against Big Ten opponents since 2008 (8) and the most in a season since 2016.

Penn State led the Big Ten in doubles (93) and doubles per game (2.21), ranking 10th in the country in doubles per game. The Nittany Lions sat third in the conference in batting average (.269). Penn State hit 34 home runs, its most since 2012, and had five players with four or more homers.

Sophomore Matt Wood collected Second Team All-Big Ten honors, batting .295 with four homers and 21 RBI. Wood became the fifth All-Big Ten selection under Cooper. Senior Gavin Homer led the Nittany Lions with a .310 batting average, a .429 on-base percentage and tied with Johnny Piacentino for the team-lead in runs (30). Junior Justin Williams hit .302 and paced Penn State with 48 hits. Piacentino led the squad with eight homers and 32 RBI to go with a team-best .525 slugging percentage.

Senior Kyle Virbitsky paced the Penn State rotation with a 4.17 ERA, five wins, 77.2 innings pitched and 88 strikeouts. Virbitsky ranked seventh in the Big Ten in strikeouts and third in strikeout-to-walk ratio (4.40). His 88 strikeouts are tied for the 10th-most in a season at Penn State. Senior Conor Larkin earned three wins and 69 strikeouts in 63.2 innings and fellow senior Bailey Dees was responsible for four wins and 53 strikeouts in 66 innings.

The Nittany Lions continued their success in the classroom with a program-record 19 players earning Academic All-Big Ten accolades.

Penn State had four players drafted from the 2021 squad. Larkin was selected in the ninth round (272nd overall) by the Toronto Blue Jays. Williams was a 17th round selection (508th overall) by the Houston Astros and Kyle Virbitsky followed, being selected 518th overall by the Oakland A's. Bailey Dees was drafted in the 18th round (543rd overall) by the New York Yankees. All three members of the starting rotation were drafted, making Penn State one of only four schools to accomplish that in 2021.

It marked the third time in program history that Penn State had four or more players selected in a single year and the second time that Penn State had three pitchers selected in a draft. The Nittany Lions have had eight pitchers drafted since 2016. The four selections were double of any other Pennsylvania school and three of the draftees are Pennsylvania natives.

Penn State was off to a 10-5 start in 2020 before the COVID-19 pandemic canceled the remainder of the season. Penn State was among the conference leaders offensively, ranking second in on-base percentage (.394), slugging (.422), triples (7), doubles (30), third in batting average (.289) and walks (77), and fourth in scoring (6.7 runs/game) and runs (100). On the mound, Penn State ranked sixth in the NCAA with a 1.01 WHIP and also eighth with a 2.16 team ERA. The Nittany Lions also ranked 15th with 6.33 hits allowed per nine innings and 18th with a 3.63 strikeout-to-walk ratio.

Penn State baseball's trip to Cuba prior to the 2016 season is perhaps the best example of Cooper's commitment to the first part of the "student-athlete" term. The Nittany Lions attended academic lectures and toured Havana, becoming the first NCAA Division I team to compete against a Cuban National Series team, the first U.S. team at any level to defeat a Cuban National Series team, the first U.S. baseball team to play in Cuba since restoration of diplomatic ties with Cuba, the second NCAA team to play in Cuba since restoration of diplomatic ties (Coastal Carolina men's basketball, August 2015) and the fifth NCAA Division I baseball team to compete in post-revolutionary Cuba. The harmony between academics and athletics was on full display, as multiple Penn State professors and a group of journalism students also joined the travel party.

The rare, once-in-a-lifetime experience helped bring a young Penn State team together, and the Lions went on to earn their first winning record (overall and in conference) since 2012. The starting lineup included at least three freshmen in all but six games and five to six freshmen in 19 games, and took on nine eventual NCAA tournament teams, including a three-game series at home against College World Series participant TCU. The Lions' 28 wins were a 10-win improvement over the previous season, and its 12 Big Ten wins doubled the 2015 total. Haley and Anderson were the first drafted out of Penn State since 2012, and Anderson and senior outfielder Greg Guers became the program's first All-Big Ten picks also since 2012. Pitcher Justin Hagenman became Penn State's first Louisville Slugger Freshman All-American since 1997.

Shortly after Cooper accepted the PSU head coaching position in 2014, the California native traveled to Taichung, Taiwan to serve as the head coach of USA Baseball's 18U National Team at the IBAF U18 World Cup. Cooper steered Team USA to an 8-1 record in World Cup play, including seven consecutive victories to win the gold medal.

Not long after the triumph in Taiwan, Cooper received one of the highest honors bestowed in the profession, as he was announced as the Rod Dedeaux USA Baseball Coach of the Year. With the honor, Cooper became just the 16th individual in the award's history to receive the accolade, joining the likes of Scott Brosius, Davey Johnson and Tommy Lasorda.

Cooper was also a member of the coaching staff for the 2007 and 2009 USA College National teams. The 2007 team earned a silver medal at the Pan Am Games in Rio de Janeiro, Brazil. Fourteen of the 20 players on the 2007 team reached the Major Leagues, including 2013 All-Star Pedro Alvarez. Fourteen of the 22 members of the 2009 team also reached the Major Leagues, including three-time All-Star Gerrit Cole.

Cooper brought an accomplished resume to Penn State that included three NCAA Tournament appearances as a head coach at Wright State and five more at various stops as an assistant coach, including two trips to the College World Series with Miami (Florida). Cooper was twice named the Horizon League Coach of the Year and guided Wright State to three league tournament championships and two regular-season championships after the team suffered six losing seasons in the seven years before his arrival.

Cooper began his coaching career at national power Miami, spending two seasons (1994-95) as a student/graduate assistant on the Hurricanes' staff. While at Miami, Cooper helped the Hurricanes to College World Series berths in 1994 and 1995. Cooper spent the 1996 season as an assistant and team academic coordinator at Wake Forest, then moved on to Tulane for the next two seasons, serving as the Green Wave's hitting coach. In 1997, the Green Wave won the Conference USA regular-season crown, and in 1998, they advanced to the NCAA Tournament. Cooper left Tulane following the 1998 season and returned to Sacramento City College, where he starred in the early 1990's before lettering at Miami in 1993.

Along with his college coaching experience, Cooper also was an associate scout for the Los Angeles Dodgers from 1990-92 and has been selected to four coaching stints with USA Baseball in 2000, 2007, 2009 and 2013.

Cooper earned his bachelor's degree in psychology from Miami in 1994 and a master's in sports sciences/administration from Miami in 1996. He is married to his wife, Maureen, and has two sons, Jake and Tyson, who are both current members of the Penn State baseball team.

OVERALL STATS

The Automated ScoreBook
 Overall Statistics for Penn State (as of Mar 30, 2022)
 (All games Sorted by Batting avg)

Record: 9-13 Home: 4-4 Away: 0-4 Neutral: 5-5 Conference: 1-2

| Player | avg | gp-gs | ab | r | h | 2b | 3b | hr | rbi | tb | slg% | bb | hp | so | gdp | ob% | sf | sh | sb-att | po | a | e | fld% | |
|-----------------------|------|-------|-----|-----|-----|----|----|----|-----|-----|------|-----|----|-----|-----|------|----|----|--------|-----|-----|----|-------|--|
| 14 Wood, Matt | .375 | 21-21 | 72 | 19 | 27 | 5 | 2 | 4 | 19 | 48 | .667 | 13 | 2 | 7 | 3 | .467 | 3 | 0 | 1-1 | 144 | 11 | 6 | .963 | |
| 41 Spiegel, Josh | .293 | 22-21 | 75 | 10 | 22 | 5 | 1 | 2 | 10 | 35 | .467 | 10 | 0 | 23 | 2 | .372 | 1 | 0 | 0-0 | 141 | 6 | 7 | .955 | |
| 1 Harry, Jay | .291 | 22-22 | 86 | 13 | 25 | 2 | 0 | 3 | 12 | 36 | .419 | 6 | 2 | 10 | 0 | .351 | 0 | 0 | 2-3 | 22 | 65 | 4 | .956 | |
| 22 Piacentino, Johnny | .289 | 11-11 | 38 | 4 | 11 | 1 | 1 | 0 | 8 | 14 | .368 | 6 | 0 | 11 | 1 | .370 | 2 | 1 | 0-0 | 12 | 0 | 0 | 1.000 | |
| 2 Hannon, Kyle | .288 | 17-17 | 59 | 7 | 17 | 5 | 1 | 0 | 8 | 24 | .407 | 6 | 2 | 12 | 3 | .373 | 0 | 0 | 2-2 | 22 | 37 | 7 | .894 | |
| 35 Gerlott, Billy | .269 | 22-22 | 78 | 10 | 21 | 6 | 1 | 0 | 8 | 29 | .372 | 9 | 3 | 21 | 1 | .367 | 0 | 0 | 1-3 | 26 | 0 | 0 | 1.000 | |
| 3 Bartels, Cole | .264 | 22-22 | 87 | 9 | 23 | 3 | 0 | 0 | 6 | 26 | .299 | 7 | 1 | 9 | 0 | .326 | 0 | 0 | 2-3 | 98 | 4 | 0 | 1.000 | |
| 30 Steele, Anthony | .262 | 13-12 | 42 | 4 | 11 | 0 | 1 | 1 | 4 | 16 | .381 | 4 | 1 | 12 | 0 | .340 | 0 | 0 | 1-1 | 20 | 0 | 2 | .909 | |
| 40 Kailher, Ben | .200 | 14-9 | 30 | 3 | 6 | 0 | 0 | 0 | 0 | 6 | .200 | 7 | 1 | 7 | 0 | .368 | 0 | 0 | 0-1 | 9 | 25 | 3 | .919 | |
| 7 Pittaro, C.J. | .194 | 14-10 | 36 | 9 | 7 | 1 | 0 | 0 | 6 | 8 | .222 | 4 | 0 | 12 | 0 | .275 | 0 | 0 | 0-0 | 9 | 13 | 2 | .917 | |
| 13 Kelley, Tayven | .167 | 21-21 | 78 | 6 | 13 | 0 | 0 | 0 | 7 | 13 | .167 | 3 | 1 | 27 | 3 | .207 | 0 | 0 | 0-1 | 49 | 1 | 2 | .962 | |
| 19 Cease, Derek | .071 | 11-3 | 14 | 2 | 1 | 1 | 0 | 0 | 0 | 2 | .143 | 2 | 0 | 4 | 1 | .188 | 0 | 0 | 0-0 | 9 | 15 | 0 | 1.000 | |
| ----- | | | | | | | | | | | | | | | | | | | | | | | | |
| 9 Throneberry, Connor | .333 | 3-0 | 3 | 1 | 1 | 0 | 0 | 0 | 0 | 1 | .333 | 0 | 0 | 2 | 0 | .333 | 0 | 0 | 0-0 | 3 | 0 | 0 | 1.000 | |
| 23 Cooper, Jake | .000 | 8-4 | 14 | 0 | 0 | 0 | 0 | 0 | 0 | 0 | .000 | 0 | 0 | 6 | 0 | .000 | 0 | 1 | 0-0 | 1 | 10 | 1 | .917 | |
| 4 Cooper, Tyson | .000 | 6-3 | 9 | 0 | 0 | 0 | 0 | 0 | 0 | 0 | .000 | 2 | 0 | 2 | 0 | .182 | 0 | 2 | 0-1 | 13 | 2 | 0 | 1.000 | |
| 15 Franks, Brendan | .000 | 6-0 | 4 | 0 | 0 | 0 | 0 | 0 | 0 | 0 | .000 | 1 | 0 | 1 | 1 | .200 | 0 | 0 | 0-0 | 0 | 0 | 0 | .000 | |
| 46 Burke, Noah | .000 | 5-0 | 4 | 0 | 0 | 0 | 0 | 0 | 0 | 0 | .000 | 1 | 1 | 3 | 0 | .333 | 0 | 0 | 0-0 | 0 | 0 | 0 | .000 | |
| 34 Paltridge, Richie | .000 | 1-0 | 1 | 0 | 0 | 0 | 0 | 0 | 0 | 0 | .000 | 0 | 0 | 1 | 0 | .000 | 0 | 0 | 0-0 | 1 | 0 | 0 | 1.000 | |
| Totals | .253 | 22 | 730 | 97 | 185 | 29 | 7 | 10 | 88 | 258 | .353 | 81 | 14 | 170 | 15 | .337 | 6 | 4 | 9-16 | 585 | 209 | 36 | .957 | |
| Opponents | .266 | 22 | 771 | 159 | 205 | 27 | 11 | 10 | 135 | 284 | .368 | 107 | 23 | 210 | 15 | .369 | 8 | 12 | 20-22 | 573 | 205 | 21 | .974 | |

LOB - Team (165), Opp (177). DPs turned - Team (16), Opp (16). IBB - Team (1), Wood, M. 1, Opp (1). Picked off - Kelley, T. 1, Hannon, K. 1, Cease, D. 1, Pittaro, CJ 1.

(All games Sorted by Earned run avg)

| Player | era | w-l | app | gs | cg | sho | sv | ip | h | r | er | bb | so | 2b | 3b | hr | b/avg | wp | hp | bks | sfa | sha | | |
|-------------------------|-------|------|-----|----|----|-----|----|-------|-----|-----|-----|-----|-----|----|----|----|-------|----|----|-----|-----|-----|--|--|
| 27 Molsky, Tommy | 5.40 | 0-3 | 7 | 6 | 0 | 0/0 | 0 | 25.0 | 26 | 26 | 15 | 13 | 27 | 5 | 0 | 2 | .250 | 4 | 4 | 0 | 1 | 1 | | |
| 33 Luensmann, Travis | 6.18 | 0-2 | 6 | 6 | 0 | 0/0 | 0 | 27.2 | 32 | 24 | 19 | 15 | 34 | 1 | 3 | 3 | .286 | 2 | 1 | 0 | 2 | 2 | | |
| ----- | | | | | | | | | | | | | | | | | | | | | | | | |
| 49 DeMell, Ben | 0.00 | 0-0 | 1 | 0 | 0 | 0/0 | 0 | 1.2 | 1 | 0 | 0 | 3 | 2 | 0 | 0 | 0 | .167 | 0 | 1 | 0 | 0 | 0 | | |
| 20 Sclafani, Blaise | 0.00 | 0-0 | 3 | 0 | 0 | 0/0 | 0 | 1.1 | 2 | 1 | 0 | 0 | 1 | 0 | 0 | 1 | .400 | 0 | 1 | 0 | 0 | 0 | | |
| 19 Cease, Derek | 0.00 | 0-0 | 1 | 0 | 0 | 0/0 | 0 | 1.0 | 1 | 1 | 0 | 3 | 1 | 0 | 0 | 0 | .250 | 0 | 0 | 0 | 0 | 0 | | |
| 24 Henline, Jaden | 2.75 | 0-1 | 8 | 0 | 0 | 0/1 | 3 | 19.2 | 17 | 11 | 6 | 4 | 25 | 1 | 1 | 1 | .230 | 2 | 0 | 0 | 0 | 0 | | |
| 21 Miller, Steven | 3.38 | 1-1 | 7 | 0 | 0 | 0/0 | 1 | 13.1 | 12 | 6 | 5 | 6 | 15 | 2 | 1 | 0 | .231 | 1 | 1 | 0 | 0 | 0 | | |
| 12 Tulio, Kellan | 3.52 | 1-1 | 6 | 5 | 0 | 0/0 | 1 | 15.1 | 9 | 6 | 6 | 7 | 14 | 2 | 0 | 0 | .170 | 1 | 1 | 0 | 0 | 1 | | |
| 18 Mellott, Mason | 3.86 | 1-2 | 8 | 4 | 0 | 0/1 | 1 | 16.1 | 12 | 9 | 7 | 8 | 13 | 2 | 0 | 0 | .211 | 1 | 2 | 0 | 1 | 3 | | |
| 37 Morales, Jordan | 4.05 | 2-0 | 10 | 0 | 0 | 0/0 | 0 | 13.1 | 14 | 10 | 6 | 5 | 19 | 2 | 1 | 1 | .255 | 1 | 1 | 0 | 0 | 1 | | |
| 36 Shingledecker, Tyler | 4.11 | 3-2 | 10 | 0 | 0 | 0/1 | 0 | 15.1 | 18 | 9 | 7 | 2 | 18 | 2 | 0 | 2 | .290 | 0 | 0 | 0 | 0 | 1 | | |
| 29 Kohls, Carson | 7.00 | 0-0 | 7 | 0 | 0 | 0/0 | 0 | 9.0 | 8 | 8 | 7 | 7 | 7 | 0 | 2 | 0 | .242 | 1 | 2 | 0 | 0 | 1 | | |
| 31 Partridge, Ryan | 8.10 | 0-0 | 9 | 0 | 0 | 0/0 | 0 | 10.0 | 12 | 9 | 9 | 4 | 8 | 2 | 1 | 0 | .308 | 1 | 2 | 0 | 2 | 0 | | |
| 25 Renner, Chase | 9.00 | 1-1 | 4 | 1 | 0 | 0/0 | 0 | 5.0 | 6 | 5 | 5 | 6 | 5 | 3 | 0 | 0 | .300 | 3 | 0 | 0 | 0 | 1 | | |
| 30 Steele, Anthony | 9.82 | 0-0 | 5 | 0 | 0 | 0/0 | 0 | 3.2 | 7 | 5 | 4 | 5 | 7 | 0 | 1 | 0 | .368 | 2 | 3 | 0 | 0 | 0 | | |
| 17 Gregory, Seneca | 10.80 | 0-0 | 6 | 0 | 0 | 0/0 | 0 | 6.2 | 10 | 9 | 8 | 4 | 7 | 2 | 0 | 0 | .345 | 1 | 2 | 0 | 0 | 1 | | |
| 11 Rogers, Chad | 13.50 | 0-0 | 5 | 0 | 0 | 0/0 | 0 | 6.2 | 14 | 10 | 10 | 7 | 4 | 1 | 1 | 0 | .452 | 2 | 1 | 0 | 2 | 0 | | |
| 10 Folds, Tanner | 14.73 | 0-0 | 6 | 0 | 0 | 0/0 | 0 | 3.2 | 2 | 7 | 6 | 6 | 3 | 1 | 0 | 0 | .154 | 1 | 1 | 0 | 0 | 0 | | |
| 8 DeMarco, Patrick | 81.00 | 0-0 | 1 | 0 | 0 | 0/0 | 0 | 0.1 | 2 | 3 | 3 | 2 | 0 | 1 | 0 | 0 | .667 | 1 | 0 | 0 | 0 | 0 | | |
| Totals | 5.68 | 9-13 | 22 | 22 | 0 | 1/1 | 6 | 195.0 | 205 | 159 | 123 | 107 | 210 | 27 | 11 | 10 | .266 | 24 | 23 | 0 | 8 | 12 | | |
| Opponents | 4.10 | 13-9 | 22 | 22 | 0 | 1/1 | 7 | 191.0 | 185 | 97 | 87 | 81 | 170 | 29 | 7 | 10 | .253 | 15 | 14 | 4 | 6 | 4 | | |

PB - Team (5), Wood, M. 3, Spiegel, J. 2, Opp (2). Pickoffs - Team (2), Miller, S. 1, Mellott, M. 1, Opp (3). SBA/ATT - Wood, M. (15-17), Spiegel, J. (5-5), Luensmann, T (3-3), Steele, A. (3-3), Kohls, C. (2-2), Folds, T. (2-2), Rogers, C. (2-2), Tulio, K. (2-2), Molsky, T. (2-2), Miller, S. (1-1), Henline, J. (0-1), Shingledeck (1-1), Gregory, S. (0-1), DeMarco, P.

OVERALL STATS

The Automated ScoreBook
Conference statistics for Penn State (as of Mar 26, 2022)
(Conference games only Sorted by Batting avg)

Record: 1-2 Home: 1-2 Away: 0-0 Conference: 1-2

| Player | avg | gp-gs | ab | r | h | 2b | 3b | hr | rbi | tb | slg% | bb | hp | so | gdp | ob% | sf | sh | sb-att | po | a | e | fld% |
|-----------------------|------|-------|-----|----|----|----|----|----|-----|----|------|----|----|----|-----|-------|----|----|--------|----|----|---|-------|
| 14 Wood, Matt | .600 | 3-3 | 10 | 1 | 6 | 1 | 1 | 0 | 5 | 9 | .900 | 0 | 0 | 0 | 0 | .462 | 3 | 0 | 0-0 | 16 | 4 | 0 | 1.000 |
| 7 Pittaro, C.J. | .375 | 2-2 | 8 | 3 | 3 | 0 | 0 | 0 | 3 | 3 | .375 | 0 | 0 | 1 | 0 | .375 | 0 | 0 | 0-0 | 2 | 3 | 0 | 1.000 |
| 1 Harry, Jay | .364 | 3-3 | 11 | 3 | 4 | 0 | 0 | 2 | 3 | 10 | .909 | 1 | 0 | 1 | 0 | .417 | 0 | 0 | 0-0 | 4 | 11 | 0 | 1.000 |
| 22 Piacentino, Johnny | .333 | 3-3 | 9 | 2 | 3 | 0 | 1 | 0 | 4 | 5 | .556 | 3 | 0 | 3 | 0 | .462 | 1 | 0 | 0-0 | 4 | 0 | 0 | 1.000 |
| 41 Spiegel, Josh | .231 | 3-3 | 13 | 2 | 3 | 0 | 1 | 1 | 3 | 8 | .615 | 0 | 0 | 4 | 0 | .231 | 0 | 0 | 0-0 | 7 | 0 | 0 | 1.000 |
| 40 Kailher, Ben | .200 | 3-3 | 10 | 0 | 2 | 0 | 0 | 0 | 0 | 2 | .200 | 2 | 0 | 3 | 0 | .333 | 0 | 0 | 0-0 | 4 | 9 | 2 | .867 |
| 35 Gerlott, Billy | .182 | 3-3 | 11 | 4 | 2 | 1 | 1 | 0 | 0 | 5 | .455 | 2 | 0 | 1 | 0 | .308 | 0 | 0 | 0-0 | 3 | 0 | 0 | 1.000 |
| 3 Bartels, Cole | .167 | 3-3 | 12 | 1 | 2 | 1 | 0 | 0 | 0 | 3 | .250 | 0 | 0 | 0 | 0 | .167 | 0 | 0 | 0-0 | 28 | 2 | 0 | 1.000 |
| 13 Kelley, Tayven | .091 | 3-3 | 11 | 1 | 1 | 0 | 0 | 0 | 0 | 1 | .091 | 1 | 0 | 5 | 0 | .167 | 0 | 0 | 0-0 | 7 | 0 | 1 | .875 |
| 19 Cease, Derek | .000 | 2-1 | 3 | 1 | 0 | 0 | 0 | 0 | 0 | 0 | .000 | 1 | 0 | 1 | 1 | .250 | 0 | 0 | 0-0 | 4 | 4 | 0 | 1.000 |
| 15 Franks, Brendan | .000 | 1-0 | 1 | 0 | 0 | 0 | 0 | 0 | 0 | 0 | .000 | 0 | 0 | 0 | 1 | .000 | 0 | 0 | 0-0 | 0 | 0 | 0 | .000 |
| 23 Cooper, Jake | .000 | 1-0 | 1 | 0 | 0 | 0 | 0 | 0 | 0 | 0 | .000 | 0 | 0 | 0 | 0 | .000 | 0 | 0 | 0-0 | 0 | 0 | 0 | .000 |
| 4 Cooper, Tyson | .000 | 1-0 | 0 | 0 | 0 | 0 | 0 | 0 | 0 | 0 | .000 | 1 | 0 | 0 | 0 | 1.000 | 0 | 0 | 0-0 | 0 | 0 | 0 | .000 |
| 46 Burke, Noah | .000 | 1-0 | 0 | 0 | 0 | 0 | 0 | 0 | 0 | 0 | .000 | 1 | 0 | 0 | 0 | 1.000 | 0 | 0 | 0-0 | 0 | 0 | 0 | .000 |
| Totals | .260 | 3 | 100 | 18 | 26 | 3 | 4 | 3 | 18 | 46 | .460 | 12 | 0 | 19 | 2 | .328 | 4 | 0 | 0-0 | 81 | 35 | 3 | .975 |
| Opponents | .372 | 3 | 121 | 32 | 45 | 8 | 1 | 2 | 27 | 61 | .504 | 16 | 3 | 24 | 3 | .454 | 1 | 1 | 2-4 | 78 | 25 | 2 | .981 |

LOB - Team (20), Opp (29). DPs turned - Team (3), Opp (2). IBB - Team (0), Opp (1).

(Conference games only Sorted by Earned run avg)

| Player | era | w-l | app | gs | cg | sho | sv | ip | h | r | er | bb | so | 2b | 3b | hr | b/avg | wp | hp | bk | sfa | sha |
|-------------------------|-------|-----|-----|----|----|-----|----|------|----|----|----|----|----|----|----|----|-------|----|----|----|-----|-----|
| 24 Henline, Jaden | 0.00 | 0-0 | 1 | 0 | 0 | 0/0 | 0 | 4.0 | 2 | 1 | 0 | 1 | 4 | 0 | 0 | 0 | .167 | 0 | 0 | 0 | 0 | 0 |
| 33 Luensmann, Travis | 5.40 | 0-0 | 1 | 1 | 0 | 0/0 | 0 | 3.1 | 3 | 2 | 2 | 2 | 2 | 0 | 0 | 0 | .250 | 1 | 0 | 0 | 1 | 0 |
| 27 Molsky, Tommy | 13.50 | 0-0 | 1 | 1 | 0 | 0/0 | 0 | 3.1 | 6 | 5 | 5 | 3 | 3 | 1 | 0 | 0 | .400 | 2 | 0 | 0 | 0 | 0 |
| 18 Mellott, Mason | 0.00 | 0-0 | 2 | 0 | 0 | 0/0 | 0 | 2.1 | 2 | 0 | 0 | 1 | 1 | 0 | 0 | 0 | .250 | 1 | 0 | 0 | 0 | 1 |
| 12 Tulio, Kellan | 0.00 | 0-0 | 1 | 0 | 0 | 0/0 | 1 | 1.0 | 0 | 0 | 0 | 0 | 1 | 0 | 0 | 0 | .000 | 0 | 0 | 0 | 0 | 0 |
| 20 Sclafani, Blaise | 0.00 | 0-0 | 1 | 0 | 0 | 0/0 | 0 | 0.1 | 0 | 0 | 0 | 0 | 1 | 0 | 0 | 0 | .000 | 0 | 0 | 0 | 0 | 0 |
| 29 Kohls, Carson | 3.38 | 0-0 | 1 | 0 | 0 | 0/0 | 0 | 2.2 | 1 | 1 | 1 | 1 | 1 | 0 | 0 | 0 | .111 | 0 | 1 | 0 | 0 | 0 |
| 37 Morales, Jordan | 3.38 | 0-0 | 2 | 0 | 0 | 0/0 | 0 | 2.2 | 4 | 2 | 1 | 0 | 3 | 1 | 0 | 1 | .308 | 1 | 0 | 0 | 0 | 0 |
| 21 Miller, Steven | 5.40 | 1-0 | 1 | 0 | 0 | 0/0 | 0 | 1.2 | 2 | 1 | 1 | 3 | 1 | 1 | 0 | 0 | .286 | 1 | 0 | 0 | 0 | 0 |
| 31 Partridge, Ryan | 13.50 | 0-0 | 2 | 0 | 0 | 0/0 | 0 | 1.1 | 3 | 2 | 2 | 0 | 1 | 1 | 0 | 0 | .429 | 0 | 0 | 0 | 0 | 0 |
| 36 Shingledecker, Tyler | 20.25 | 0-1 | 1 | 0 | 0 | 0/0 | 0 | 1.1 | 5 | 3 | 3 | 1 | 3 | 1 | 0 | 1 | .556 | 0 | 0 | 0 | 0 | 0 |
| 25 Renner, Chase | 27.00 | 0-1 | 1 | 1 | 0 | 0/0 | 0 | 1.0 | 5 | 3 | 3 | 0 | 0 | 2 | 0 | 0 | .625 | 1 | 0 | 0 | 0 | 0 |
| 17 Gregory, Seneca | 36.00 | 0-0 | 1 | 0 | 0 | 0/0 | 0 | 1.0 | 5 | 4 | 4 | 1 | 1 | 0 | 0 | 0 | .714 | 1 | 0 | 0 | 0 | 0 |
| 30 Steele, Anthony | 40.50 | 0-0 | 1 | 0 | 0 | 0/0 | 0 | 0.2 | 2 | 3 | 3 | 2 | 1 | 0 | 0 | 0 | .500 | 0 | 2 | 0 | 0 | 0 |
| 11 Rogers, Chad | 99.00 | 0-0 | 1 | 0 | 0 | 0/0 | 0 | 0.1 | 5 | 5 | 5 | 1 | 1 | 1 | 1 | 0 | .833 | 2 | 0 | 0 | 0 | 0 |
| Totals | 10.00 | 1-2 | 3 | 3 | 0 | 0/0 | 1 | 27.0 | 45 | 32 | 30 | 16 | 24 | 8 | 1 | 2 | .372 | 10 | 3 | 0 | 1 | 1 |
| Opponents | 5.88 | 2-1 | 3 | 3 | 0 | 0/0 | 1 | 26.0 | 26 | 18 | 17 | 12 | 19 | 3 | 4 | 3 | .260 | 3 | 0 | 0 | 4 | 0 |

SBA/ATT - Wood, M. (1-3), Henline, J. (0-1), Miller, S. (1-1), Spiegel, J. (1-1), Luensmann, T (1-1), Gregory, S. (0-1).

RADIO/TV ROSTER



1 Jay Harry
IF, So.



2 Kyle Hannon
IF/OF, So.



3 Cole Bartels
OF/IF, Gr.



4 Tyson Cooper
C/IF, R-So.



5 Carson Ertter
OF, Jr.



6 Joe Nastasi
RHP, So.



7 C.J. Pittaro
IF, So.



8 Patrick DeMarco
RHP, Fr.



9 Connor Throneberry
IF/RHP, Fr.



10 Tanner Folds
LHP, Fr.



11 Chad Rogers
RHP, So.



12 Kellan Tulio
LHP, Jr.



13 Tayven Kelley
OF, Jr.



14 Matt Wood
C, Jr.



15 Brenden Franks
IF/RHP, Jr.



17 Seneca Gregory
RHP, Fr.



18 Mason Mellott
RHP, Gr.



19 Derek Cease
IF/RHP, Fr.



20 Blaise Sclafani
RHP, Jr.



21 Steven Miller
RHP, Sr.



22 Johnny Piacentino
OF, Jr.



23 Jake Cooper
IF, Fr.



24 Jaden Henline
RHP, So.



25 Chase Renner
RHP, Fr.



27 Tommy Molsky
RHP, Fr.



28 Hutch Gagnon
LHP, Sr.



29 Carson Kohls
RHP, So.



30 Anthony Steele
LHP/1B/OF, Fr.



31 Ryan Partridge
LHP, Jr.



33 Travis Luensmann
RHP, So.



34 Richie Paltridge
OF/IF, Gr.



35 Billy Gerlott
OF/IF, So.



36 Tyler Shingledecker
LHP, Sr.



37 Jordan Morales
LHP, Jr.



40 Ben Kailher
IF, Jr.



41 Josh Spiegel
C/1B, R-Jr.



44 Devin Fletcher
RHP, Fr.



46 Noah Burke
OF, Fr.



49 Ben DeMell
RHP/IF, Fr.