



# 2022 PENN STATE BASEBALL

## 2022 SCHEDULE

Date Opponent Time/Result

### FEBRUARY

18	vs. Monmouth (Cary, N.C.)	L, 1-10
19	vs. LIU (DH) (Cary, N.C.)	W, 14-3/L, 8-11
20	vs. Northeastern (Cary, N.C.)	L, 1-8
25	vs. Maine (Cary, N.C.)	W, 4-3
26	vs. Maine (DH) (Cary, N.C.)	L, 3-5/W, 9-3

### MARCH

4	at #5 Virginia (ACCNX)	L, 1-10
5	at #5 Virginia (ACCNX)	L, 4-10
6	at #5 Virginia (ACCNX)	L, 1-13
8	at VMI (ESPN+)	L, 4-11
11	vs. UMass (Cary, N.C.)	W, 10-6
12	vs. UMass (Cary, N.C.)	L, 4-11
13	vs. UMass (Cary, N.C.)	W, 1-0
15-16	NIAGARA (B1G+)	Canceled
18	MILWAUKEE (B1G+)	W, 6-4
19	MILWAUKEE (B1G+)	W, 4-3
20	MILWAUKEE (B1G+)	L, 0-12
22	YOUNGSTOWN STATE (B1G+)	L, 1-2
25	RUTGERS* (B1G+)	L, 4-6
25	RUTGERS* (B1G+)	W, 8-6
26	RUTGERS* (B1G+)	L, 6-20
29	PITT (B1G+)	PPD
30	ST. BONAVENTURE (B1G+)	6 P.M.

### APRIL

1	at #25 Maryland* (B1G+)	6:30 p.m.
2	at #25 Maryland* (B1G+)	2 p.m.
3	at #25 Maryland* (B1G+)	1 p.m.
6	BUCKNELL (B1G+)	6 P.M.
8	at Northwestern* (B1G+)	4:30 p.m.
9	at Northwestern* (B1G+)	3 p.m.
10	at Northwestern* (B1G+)	2 p.m.
12	WEST VIRGINIA (B1G+)	6 P.M.
14	PURDUE* (B1G+)	6 P.M.
15	PURDUE* (B1G+)	6 P.M.
16	PURDUE* (B1G+)	1 P.M.
20	MOUNT ST. MARY'S (B1G+)	6 P.M.
22	at Minnesota* (B1G+)	7 p.m.
23	at Minnesota* (B1G+)	3 p.m.
24	at Minnesota* (B1G+)	11 a.m.
26	BUCKNELL (B1G+)	6 P.M.
27	at West Virginia	6:30 p.m.
29	OMAHA (B1G+)	6 P.M.
30	OMAHA (B1G+)	6 P.M.

### MAY

1	OMAHA (B1G+)	1 P.M.
6	MICHIGAN STATE* (B1G+)	6 P.M.
7	MICHIGAN STATE* (B1G+)	1 P.M.
8	MICHIGAN STATE* (B1G+)	1 P.M.
10	at Georgetown (Bowie Baysox Stadium)	6 p.m.
13	at Ohio State* (B1G+)	6:05 p.m.
14	at Ohio State* (B1G+)	3:05 p.m.
15	at Ohio State* (BTN)	1:05 p.m.
17	at Pitt (PNC Park)	6 p.m.
19	ILLINOIS* (B1G+)	6 P.M.
20	ILLINOIS* (B1G+)	6 P.M.
21	ILLINOIS* (B1G+, Senior Day)	1 P.M.
25-29	Big Ten Tournament (Omaha, Neb.)	TBA

## STRATEGIC COMMUNICATIONS

Primary Contact.....Paul Marboe  
 Office Phone.....814-865-1757  
 Cell Phone.....814-777-7604  
 Email.....prm5118@psu.edu

PENN STATE NITTANY LIONS  
(8-13, 1-2 BIG TEN)



vs.

ST. BONAVENTURE BONNIES  
(0-14, 0-0 A10)



GOPSUSPORTS.COM | @PENNSTATEBASE | MEDLAR FIELD AT LUBRANO PARK  
B1G+ | RADIO: ESPN Radio 103.7/1450 (Brian Tripp)

ONLINE | Links to live video, live audio and live stats available at GoPSUSports.com

## LEADING OFF

- Penn State hosts a pair of non-conference games this week, taking on Pitt and St. Bonaventure.
- The Nittany Lions are 31-6-1 all-time against St. Bonaventure and have won six of the last seven contests.
- The blue and white recorded one win in their series vs. Rutgers this past weekend.
- Penn State split a tight doubleheader on Friday, earning an 8-6 win in the nightcap.
- Matt Wood continued his strong 2022 campaign, batting .600 at the plate against the Scarlet Knights with six hits, including a double and a triple.
- The Nittany Lions showed off their speed against Rutgers, hitting four triples. Jay Harry, Johnny Piacentino, Josh Spiegel and Wood each had one.
- Harry launched two homers in Penn State's win on Friday night.
- Jaden Henline had another strong relief outing, going four innings and allowing just one run (unearned) in Friday's first game.
- Tyler Shingledecker leads the Nittany Lions with eight appearances and three wins this season to go with a 2.92 ERA.
- A Pennsylvania native has made all 22 starts on the mound for the Nittany Lions this season.

## PROJECTED STARTER



Kellan Tulio  
 LHP | Jr. | 6-2 | 215  
 Emmaus, Pa.  
 5 Appearances/4 Starts  
 1-1, 3.77 ERA, 13K/7BB

## LINEUP (MOST STARTS BY POSITION)

No.	Name	Pos.	B/T	Ht./Wt.	Yr.	AVG	HR	RBI
14	Matt Wood	C	L/R	5-10/190	Jr.	.382	4	19
41	Josh Spiegel	1B	R/R	6-3/206	R-Jr.	.293	2	10
2	Kyle Hannon	2B	L/R	5-10/194	So.	.288	0	6
1	Jay Harry	SS	L/R	6-0/195	So.	.280	3	10
7	C.J. Pittaro	3B	L/R	6-1/195	So.	.212	0	6
3	Cole Bartels	LF	R/R	6-3/195	Gr.	.265	0	6
35	Billy Gerlott	CF	R/R	6-1/195	So.	.274	0	8
13	Tayven Kelley	RF	R/R	6-3/200	Jr.	.176	0	7
30	Anthony Steele	DH	L/L	6-4/225	Fr.	.262	1	4

# PAGE 2 | PENN STATE VS. ST. BONAVENTURE

No.	Name	Pos.	B/T	Yr.	Ht.	Wt.	Hometown/High School/Last School
1	Jay Harry	IF	L/R	So.	6-0	195	Metuchen, N.J./Metuchen
2	Kyle Hannon	IF/OF	L/R	So.	5-10	194	Harrisburg, Pa. / Red Land
3	Cole Bartels	OF/IF	R/R	Gr.	6-3	195	Belmont, Mass. / Belmont
4	Tyson Cooper	C/IF	S/R	R-So.	5-9	200	State College, Pa. / State College Area
5	Carson Ertter	OF	L/L	Jr.	5-10	175	Ebensburg, Pa. / Bishop Carroll Catholic
6	Joe Nastasi	RHP	R/R	So.	6-0	217	State College, Pa. / State College
7	C.J. Pittaro	IF	L/R	So.	6-1	195	Hamilton, N.J. / Steinert / Vanderbilt
8	Patrick DeMarco	RHP	R/R	Fr.	6-1	200	Los Angeles, Calif. / Marantha
9	Connor Throneberry	IF/RHP	R/R	Fr.	6-6	230	St. Louis, Mo. / Marquette Senior
10	Tanner Folds	LHP	R/L	Fr.	6-1	195	Calhoun, Ga. / Sonoraville
11	Chad Rogers	RHP	R/R	So.	6-5	220	Mentor, Ohio/Mentor
12	Kellan Tulio	LHP	L/L	Jr.	6-2	215	Emmaus, Pa. / Emmaus / Louisville
13	Tayven Kelley	OF	R/R	Jr.	6-3	200	Boiling Springs, Pa. / Boiling Springs
14	Matt Wood	C	L/R	Jr.	5-10	190	Gibsonia, Pa. / Pine Richland
15	Brenden Franks	IF/RHP	R/R	Jr.	6-3	205	State College, Pa. / State College
17	Seneca Gregory	RHP	R/R	Fr.	6-4	225	Stafford, Va. / Mountain View
18	Mason Mellott	RHP	R/R	Gr.	6-0	205	State College, Pa. / State College Area
19	Derek Cease	RHP/IF	R/R	Fr.	5-8	150	Plymouth, Pa. / Greater Nanticoke Area
20	Blaise Sclafani	RHP	R/R	Sr.	6-6	200	Souderton, Pa. / Souderton / UMass Lowell
21	Steven Miller	RHP	R/R	Sr.	6-1	190	Pittsburgh, Pa. / North Hills
22	Johnny Piacentino	OF	R/R	Jr.	5-11	185	Cherry Hill, N.J. / Bishop Eustace Prep
23	Jake Cooper	IF	R/R	Fr.	5-9	195	State College, Pa. / State College Area
24	Jaden Henline	RHP	L/R	So.	6-2	195	New Cumberland, Pa. / Red Land
25	Chase Renner	RHP	R/R	Fr.	6-4	190	Alburtis, Pa. / Brandywine Heights
27	Tommy Molsky	RHP	R/R	Fr.	6-1	160	Dillsburg, Pa. / Northern York County
28	Hutch Gagnon	LHP	L/L	Sr.	6-3	220	Downingtown, Pa. / Downingtown East
29	Carson Kohls	RHP	R/R	So.	6-0	195	Sacramento, Calif. / El Camino
30	Anthony Steele	1B/LHP/OFL/L	Fr.	6-4	225	Shelton, Conn. / Shelton	
31	Ryan Partridge	LHP	R/L	Jr.	6-3	215	Wexford, Pa. / North Allegheny
33	Travis Luensmann	RHP	R/R	So.	6-6	234	Altoona, Pa. / Bellewood-Antis / South Carolina
34	Richie Paltridge	LHP/1B/OFL/L	So.	6-3	194	Montgomery, N.Y. / John S. Burke Catholic	
35	Billy Gerlott	OF/IF	R/R	So.	6-1	195	Auburn, Pa. / Blue Mountain
36	Tyler Shingledecker	LHP	R/L	Sr.	6-3	185	Huntersville, N.C. / Hough
37	Jordan Morales	LHP	R/L	Jr.	5-9	175	Souderton, Pa. / Souderton / LaSalle
40	Ben Kailher	IF	R/R	Jr.	5-8	160	Rumford, R.I. / Providence Country Day
41	Josh Spiegel	C/1B	R/R	R-Jr.	6-3	206	Jennette, Pa. / Penn Trafford / Oklahoma State
44	Devin Fletcher	RHP	R/R	Fr.	6-8	215	Bethlehem, Pa. / Liberty
46	Noah Burke	OF	L/R	Fr.	6-0	192	Pittsburgh, Pa. / Canon McMillan
49	Ben DeMell	RHP/IF	L/R	Fr.	6-5	205	Concord, Ohio / Gilmour Academy

## ALPHABETICAL ROSTER

- 3 Cole Bartels
- 46 Noah Burke
- 19 Derek Cease
- 23 Jake Cooper
- 4 Tyson Cooper
- 8 Patrick DeMarco
- 49 Ben DeMell
- 5 Carson Ertter
- 44 Devin Fletcher
- 10 Tanner Folds
- 15 Brenden Franks
- 28 Hutch Gagnon
- 35 Billy Gerlott
- 17 Seneca Gregory
- 2 Kyle Hannon
- 1 Jay Harry
- 24 Jaden Henline
- 40 Ben Kailher
- 29 Carson Kohls
- 33 Travis Luensmann
- 18 Mason Mellott
- 21 Steven Miller
- 27 Tommy Molsky
- 37 Jordan Morales
- 6 Joe Nastasi
- 34 Richie Paltridge
- 31 Ryan Partridge
- 22 Johnny Piacentino
- 7 C.J. Pittaro
- 25 Chase Renner
- 11 Chad Rogers
- 20 Blaise Sclafani
- 36 Tyler Shingledecker
- 41 Josh Spiegel
- 30 Anthony Steele
- 9 Connor Throneberry
- 12 Kellan Tulio
- 14 Matt Wood

## PRONUNCIATION GUIDE

19	Derek <b>Cease</b>	See-ce
40	Ben <b>Kailher</b>	Kal-er
33	Travis <b>Luensmann</b>	Lunns-min
18	Mason <b>Mellott</b>	MEL-lot
22	Johnny <b>Piacentino</b>	Pea-ess-en-tee-no
7	C.J. <b>Pittaro</b>	Pi-TAR-o
41	Josh <b>Spiegel</b>	Spee-gol
12	Kellan <b>Tulio</b>	TOO-lee-oh

## ROSTER BREAKDOWN BY STATE

California - 2	New York - 1
Connecticut - 1	North Carolina - 1
Georgia - 1	Ohio - 2
Massachusetts - 1	Pennsylvania - 25
Missouri - 1	Rhode Island - 1
New Jersey - 3	Virginia - 1

## ROSTER BREAKDOWN BY ELIGIBILITY

- Freshmen - 12
- Sophomores - 11
- Juniors - 10
- Seniors/Graduates - 6

## ROSTER BREAKDOWN BY POSITION

- Catchers - 3
- Left-Handed Pitchers - 8
- Infielders - 14
- Right-Handed Pitchers - 17
- Outfielders - 9

**PENN STATE QUICK FACTS**

**GENERAL INFORMATION**

Location ..... University Park, Pa.  
 Founded ..... 1855  
 Enrollment ..... 47,559  
 Colors ..... Blue and White  
 Conference ..... Big Ten  
 Nickname ..... Nittany Lions  
 President ..... Eric J. Barron  
 Director of Athletics ..... Sandy Barbour

**TEAM INFORMATION**

2021 Record ..... 18-24  
 2021 Big Ten Record/Finish ..... 18-24/9th  
 Postseason ..... None  
 All-Time Record (Years) ..... 2,087-1,535-21 (133)  
 All-Time Big Ten Record (Years) ..... 323-417 (30)  
 NCAA Tournament Appearances ..... 19  
 NCAA Tournament Record ..... 25-24  
 NCAA Super Regional Appearances ..... 1  
 College World Series Appearances ..... 5  
 (1952, 1957, 1959, 1963, 1973)  
 Best CWS Finish ..... Second (1957)  
 Last NCAA Tournament Appearance ..... 2000

**BASEBALL STAFF**

Head Coach ..... Rob Cooper  
 PSU Record (Years) ..... 155-229 (8)  
 Career Record (Years) ..... 441-459 (16)  
 Assistant Coaches ..... Josh Newman  
 .....(Pitching)  
 ..... Sean Moore (Hitting)  
 Volunteer Asst. Coach ..... Dallas Burke  
 .....(Hitting/Catchers)  
 Dir. of Operations/Player Development...  
 ..... Jake Stone  
 Athletic Trainer ..... Rebecca Barta

**STADIUM INFORMATION**

Home Stadium ... Medlar Field at Lubrano Park  
 First Season ..... 2007  
 Capacity ..... 5,406  
 Press Box Phone ..... (814) 441-9145

**MEDIA RELATIONS INFORMATION**

Baseball Contact ..... Paul Marboe  
 Cell Phone ..... (814) 206-6338  
 Email ..... prm5118@psu.edu  
 Website ..... GoPSUsports.com  
 Twitter ..... @PennStateBASE  
 Instagram ..... @PennStateBASE  
 Facebook Page ..... facebook.com/  
 pennstatebaseball

**Wood Off To Strong Start**

- Through 20 games played, junior Matt Wood is batting .382 with five doubles, two triples, four homers, 19 RBI and 17 runs.
- Wood leads the Nittany Lions in batting average, hits, runs, triples, homers, RBI, walks (12), slugging percentage (.691) and on-base percentage (.471).
- Wood paces PSU with nine multi-hit games and five multi-RBI games this season.
- He has three games with three hits, a game with three RBI and a game with four RBI.
- He batted .600 in the Rutgers series (3/25-26) with six hits, including a double and a triple, and five RBI.
- He went 3-for-3 with a two-run triple in PSU's series opener vs. Milwaukee (3/18).
- Earlier this season, on opening weekend, Wood went 3-for-4 with four RBI and four runs while crushing two homers and a double in game one against LIU. He added a homer against Northeastern.
- The junior was named Big Ten Player of the Week on March 2 after going 5-for-11 (.454) at the plate with two RBI and four runs against Maine.
- In D1baseball's preseason rankings, Wood was tabbed as the top catcher in the Big Ten and the 16th-best catcher in the country.
- Wood returned to the squad after receiving Second Team All-Big Ten honors in 2021.

**Spiegel Finding Success At The Plate**

- Junior Josh Spiegel has been hot at the plate over Penn State's last 10 games, going 13-of-35 (.371).
- In game one vs. Rutgers (3/25), Spiegel hit a two-run homer. He added two hits, including an RBI triple, in game two.
- On the season, Spiegel has eight multi-hit games.

**Pennsylvania Influence In Starting Rotation**

- In all 22 games this season, Penn State's starting pitcher has been a Pennsylvania native.
- Sophomore Travis Luensmann (Altoona) has made six starts with 34 strikeouts in 27.2 innings. Luensmann struck out eight in six innings against Maine (2/25).
- He was ranked as the No. 2 pitcher in Pennsylvania in the 2020 class by Perfect Game.
- Freshman Tommy Molsky has also made six starts, tallying 25 strikeouts in 24 innings.
- Molsky tied a career high with six strikeouts against UMass (3/12).
- Graduate student Mason Mellott has made four starts, and eight appearances.
- Mason Mellott, graduating in August 2021 with a bachelor's degree in Kinesiology, ranks fourth all-time at Penn State with 13 saves and fifth with 75 appearances. Mellott is on the NCWBA Stopper of the Year Watch List.
- Junior Kellan Tulio has made four starts and five appearances.
- Tulio pitched the last two seasons at Louisville before transferring to Penn State. Tulio was ranked as the top pitcher in Pennsylvania in the 2019 class.
- Penn State is challenged with replacing a 2021 rotation that featured three MLB draft selections in Conor Larkin (9th round, Toronto Blue Jays), Kyle Virbitsky (17th round, Oakland A's) and Bailey Dees (18th round, New York Yankees).
- The Nittany Lions were one of only four Division I schools to have all three members of their starting rotation selected. Penn State has eight pitchers who have been drafted since 2016.

**Henline, Shingledecker Lead Bullpen**

- Senior Tyler Shingledecker leads the team with 10 appearances and three wins. The lefty has held opponents without an earned run in eight of his 10 outings.
- The versatile Shingledecker has gone more than an inning in six appearances and has a 4.11 ERA and 18 strikeouts.
- Sophomore Jaden Henline has struck out 25 batters in 19.2 relief innings, while sitting third in the Big Ten with three saves. In eight appearances, Henline has thrown two or more innings in six outings, including four innings with no earned runs allowed against Rutgers (3/25).
- Henline has made five straight appearances with no earned runs allowed (10 innings).
- Senior Steven Miller and junior Jordan Morales have also established themselves as key members of the bullpen. Miller has a 3.38 ERA and a save in seven appearances.
- Miller struck out six in a career-high 3.2 innings against Milwaukee (3/19).
- Morales is 2-0 with 17 strikeouts in 12.1 innings over nine appearances.

**Bartels, Gerlott Bring Consistent Approach To Lead Outfield**

- Graduate student Cole Bartels and sophomore Billy Gerlott have been consistent presences in Penn State’s lineup this season.
- Bartels is batting .265 with 22 hits, including three doubles. He also has two steals.
- He just snapped a 16-game hitting streak against Youngstown State. The streak began against LIU (2/19).
- Bartels is hitting .375 with runners in scoring position.
- Bartels was 5-of-12 at the plate against Virginia for a .417 average.
- Gerlott is batting .274 with 20 hits, including six doubles and a triple, and eight RBI.
- The sophomore had a double and a triple in the Rutgers series.
- Gerlott is hitting .350 with runners in scoring position.
- Outfielder Johnny Piacentino is batting .303 in 10 games this season with a double, a triple and eight RBI.
- Piacentino had a triple and drove in four runs vs. Rutgers.
- The junior put up impressive power numbers in 2021 with a team-high 15 doubles and eight homers. He drove in 32 RBI and scored 30 runs, both team bests.
- Piacentino was ranked among D1baseball’s Top 150 outfielders in their preseason rankings.

**THE OPPOSITION**

**Scouting St. Bonaventure**

- St. Bonaventure is led by head coach B.J. Salerno, who took over leading the program after Larry Sudbrook retired after 36 seasons as the program’s head coach.
- Salerno served as an assistant coach the previous eight years and graduated from St. Bonaventure in 2008.
- The Bonnies are averaging 3.1 runs per game and batting .230 as a team.
- Jackson DeJohn leads the team with a .294 average, while Brendyn Stillman has two homers and eight RBI.
- St. Bonaventure sophomore infielder Pierce Hendershot is the brother of former Nittany Lion Parker Hendershot, who graduated in 2021.
- The Bonnies have a 9.49 team ERA and a .346 opponent batting average.
- Tripp Breen leads the team with 19 strikeouts in 14.1 innings over five appearances.

**Against The Bonnies**

- The Nittany Lions hold a 31-6-1 record against St. Bonaventure.
- Penn State has won six of the last seven matchups against the Bonnies.
- In the Nittany Lions’ last win over St. Bonaventure, in 2018, Eric Mock earned the win, going five innings, while Jordan Bowersox and Ryan Sloniger each had two hits and two RBI.

**BY THE NUMBERS**

	<b>Penn State</b>	<b>St. Bonaventure</b>
Batting Average	.255	.230
Slugging Percentage	.358	.330
On-Base Percentage	.336	.303
Runs Scored	94	44
Hits	178	104
Doubles	28	26
Triples	7	2
Home Runs	10	5
Stolen Bases-Attempts	9-16	11-14
ERA	5.89	9.49
Strikeouts	197	90
Opponent Batting Average	.269	.346
Fielding Percentage	.955	.942
Errors	36	27

**INSIDE THE SERIES**

Overall:	Penn State Leads, 31-6-1	
Last Meeting:	L, 6-18; April 3, 2019	
Current Streak:	L, 1	
At Home:	19-2-1	
At St. Bonaventure:	10-4	
Neutral Site:	0-0	
N/A:	2-0	
<b>Last Five Meetings:</b>		
4/3/19	H	L, 6-18
5/14/18	H	W, 10-2
3/29/05	H	W, 15-4
4/7/04	H	W, 9-8
4/10/02	H	W, 5-2

**STARTING LINEUPS**

OPPONENT	C	1B	2B	3B	SS	LF	CF	RF	DH	SP
vs. Monmouth (2/18)	Wood	Spiegel	Hannon	Pittaro	Harry	Bartels	Piacentino	Kelley	Gerlott	Luensmann
vs. LIU (2/19, 1)	Wood	Spiegel	Hannon	Pittaro	Harry	Bartels	Gerlott	Kelley	Piacentino	Tulio
vs. LIU (2/19, 2)	Spiegel	Bartels	Hannon	Pittaro	Harry	Gerlott	Piacentino	Kelley	Wood	Mellott
vs. Northeastern (2/20)	Wood	Spiegel	Hannon	Pittaro	Harry	Bartels	Gerlott	Kelley	Steele	Molsky
vs. Maine (2/25)	Wood	Spiegel	Hannon	Pittaro	Harry	Bartels	Gerlott	Kelley	Steele	Luensmann
vs. Maine (2/26, 1)	Wood	Spiegel	Hannon	J. Cooper	Harry	Bartels	Gerlott	Kelley	Steele	Tulio
vs. Maine (2/26, 2)	Spiegel	Steele	Hannon	J. Cooper	Harry	Bartels	Gerlott	Kelley	Wood	Molsky
at Virginia (3/4)	Wood	Spiegel	Hannon	J. Cooper	Harry	Bartels	Gerlott	Kelley	Steele	Luensmann
at Virginia (3/5)	Wood	Spiegel	Hannon	J. Cooper	Harry	Bartels	Gerlott	Kelley	Steele	Tulio
at Virginia (3/6)	Wood	Spiegel	Cease	Hannon	Harry	Bartels	Gerlott	Kelley	Steele	Molsky
at VMI (3/8)	Spiegel	Steele	Cease	Hannon	Harry	Bartels	Gerlott	Kelley	Wood	Mellott
vs. UMass (3/11)	Wood	Spiegel	Hannon	Pittaro	Harry	Bartels	Piacentino	Gerlott	Steele	Luensmann
vs. UMass (3/12)	Wood	Steele	Hannon	Pittaro	Harry	Bartels	Gerlott	Kelley	Spiegel	Molsky
vs. UMass (3/13)	Wood	Spiegel	Kailher	Hannon	Harry	Bartels	Gerlott	Kelley	T. Cooper	Mellott
Milwaukee (3/18)	Wood	Bartels	Kailher	Hannon	Harry	Kelley	Piacentino	Gerlott	Spiegel	Luensmann
Milwaukee (3/19)	Wood	Bartels	Kailher	Hannon	Harry	Kelley	Piacentino	Gerlott	Spiegel	Molsky
Milwaukee (3/20)	Wood	Spiegel	Kailher	Hannon	Harry	Bartels	Gerlott	Kelley	Steele	Mellott
Youngstown State (3/22)	Spiegel	Bartels	T. Cooper	Kailher	Harry	Kelley	Piacentino	Gerlott	Steele	Tulio
Rutgers (3/25, 1)	Wood	Bartels	Cease	Kailher	Harry	Kelley	Piacentino	Gerlott	Spiegel	Luensmann
Rutgers (3/25, 2)	Spiegel	Bartels	Kailher	Pittaro	Harry	Kelley	Piacentino	Gerlott	Wood	Molsky
Rutgers (3/26)	Wood	Bartels	Kailher	Pittaro	Harry	Kelley	Piacentino	Gerlott	Spiegel	Renner

## BATTING ORDER

OPPONENT	1	2	3	4	5	6	7	8	9
vs. Monmouth (2/18)	Bartels	Wood	Piacentino	Spiegel	Harry	Kelley	Hannon	Gerlott	Pittaro
vs. LIU (2/19, 1)	Bartels	Wood	Piacentino	Spiegel	Harry	Kelley	Hanon	Gerlott	Pittaro
vs. LIU (2/19, 2)	Bartels	Wood	Piacentino	Spiegel	Harry	Kelley	Hannon	Gerlott	Pittaro
vs. Northeastern (2/20)	Bartels	Wood	Spiegel	Harry	Kelley	Hannon	Gerlott	Steele	Pittaro
vs. Maine (2/25)	Harry	Bartels	Wood	Spiegel	Hannon	Kelley	Steele	Gerlott	Pittaro
vs. Maine (2/26, 1)	Harry	Wood	Bartels	Spiegel	Steele	Gerlott	Kelley	Hannon	J. Cooper
vs. Maine (2/26, 2)	Harry	Bartels	Wood	Spiegel	Hannon	Kelley	Steele	Gerlott	J. Cooper
at Virginia (3/4)	Harry	Bartels	Wood	Spiegel	Hannon	Gerlott	Kelley	Steele	J. Cooper
at Virginia (3/6)	Harry	Bartels	Wood	Gerlott	Hannon	Kelley	Steele	Spiegel	Cease
at VMI (3/8)	Harry	Bartels	Wood	Gerlott	Hannon	Kelley	Steele	Spiegel	Cease
vs. UMass (3/11)	Hannon	Bartels	Wood	Gerlott	Harry	Piacentino	Steele	Spiegel	Pittaro
vs. UMass (3/12)	Hannon	Bartels	Wood	Gerlott	Harry	Spiegel	Steele	Kelley	Pittaro
vs. UMass (3/13)	Bartels	Wood	Gerlott	Spiegel	Hannon	Harry	Kelley	T. Cooper	Kailher
Milwaukee (3/18)	Harry	Wood	Piacentino	Spiegel	Hannon	Bartels	Gerlott	Kelley	Kailher
Milwaukee (3/19)	Harry	Wood	Piacentino	Bartels	Gerlott	Hannon	Spiegel	Kelley	Kailher
Milwaukee (3/20)	Bartels	Harry	Wood	Steele	Gerlott	Hannon	Spiegel	Kelley	Kailher
Youngstown State (3/22)	Bartels	Piacentino	Spiegel	Steele	Gerlott	Harry	Kelley	T. Cooper	Kailher
Rutgers (3/25, 1)	Gerlott	Piacentino	Wood	Spiegel	Bartels	Harry	Kelley	Kailher	Cease
Rutgers (3/25, 2)	Gerlott	Piacentino	Wood	Spiegel	Bartels	Harry	Kelley	Kailher	Pittaro
Rutgers (3/26)	Gerlott	Piacentino	Wood	Spiegel	Bartels	Harry	Kelley	Kailher	Pittaro



NATIONAL POLLS

AWARDS/HONORS

**D1Baseball (3/28)**

Rank	Team	Record	Prev.
1.	Tennessee	23-1	5
2.	Arkansas	18-4	3
3.	Oregon State	17-5	6
<b>4.</b>	<b>Virginia</b>	<b>22-2</b>	<b>10</b>
5.	Florida State	16-7	7
6.	Oklahoma State	18-6	9
7.	Texas Tech	20-5	16
8.	Texas	19-7	2
9.	Vanderbilt	19-4	4
10.	Ole Miss	16-7	1
11.	Louisville	19-5	18
12.	TCU	18-5	19
13.	LSU	17-7	21
14.	Florida	17-7	8
15.	Arizona	17-7	11
16.	Notre Dame	12-5	12
17.	Miami	17-6	NR
18.	North Carolina	18-6	13
19.	Dallas Baptist	15-8	NR
20.	Texas State	20-5	20
21.	Oregon	16-7	NR
22.	Georgia Tech	16-9	14
23.	Georgia	18-6	17
24.	Gonzaga	16-6	23
25.	UConn	17-5	25

**Kyle Hannon**

Big Ten Player of the Week (3/9)

**Travis Luensmann**

Big Ten Player To Watch

**Mason Mellott**

NCBWA Stopper Of The Year Watch List

**Johnny Piacentino**

Big Ten Player To Watch

**Matt Wood**

Buster Posey Award Watch List  
Big Ten Player of the Week (3/2)  
Big Ten Player To Watch

**Baseball America (3/28)**

Rank	Team	Record	Prev.
1.	Tennessee	23-1	7
2.	Oregon State	17-5	3
3.	Virginia	22-2	4
4.	Arkansas	18-4	6
5.	Florida State	16-7	8
6.	Oklahoma State	18-6	10
7.	Texas Tech	20-5	23
8.	Louisville	19-5	15
9.	Ole Miss	16-7	1
10.	Texas	19-7	3
11.	Vanderbilt	19-4	5
12.	Arizona	17-7	17
13.	Miami	17-6	24
14.	Notre Dame	12-5	11
15.	North Carolina	18-6	14
16.	Florida	17-7	9
17.	Gonzaga	16-6	19
18.	Dallas Baptist	15-8	NR
19.	Texas State	20-5	22
20.	Oregon	16-7	NR
21.	LSU	17-7	NR
22.	Liberty	15-7	13
23.	Charlotte	16-7	NR
24.	Stanford	12-8	18
25.	Maryland	18-5	21

**NCBWA (3/28)**

Rank	Team	Record	Prev.
1.	Tennessee	23-1	3
2.	Arkansas	18-4	2
<b>3.</b>	<b>Virginia</b>	<b>22-2</b>	<b>8</b>
4.	Oregon State	17-5	6
5.	Vanderbilt	19-4	1
6.	Texas Tech	20-5	11
7.	Texas	19-7	4
8.	Oklahoma State	18-6	14
9.	Florida State	16-7	10
10.	Ole Miss	16-7	5
11.	LSU	17-7	16
12.	TCU	18-5	20
13.	Florida	17-7	7
14.	Arizona	17-7	9
15.	Louisville	19-5	24
16.	Miami	17-6	29
17.	Georgia	18-6	17
18.	North Carolina	18-6	13
19.	Notre Dame	12-5	15
20.	Stanford	12-8	19
21.	Gonzaga	16-6	23
22.	Dallas Baptist	15-8	NR
23.	Texas State	20-5	21
24.	Georgia Tech	16-9	12
25.	Oregon	16-7	NR
<b>26.</b>	<b>Maryland</b>	<b>18-5</b>	<b>22</b>
27.	UConn	17-5	27
28.	Liberty	15-7	18
<b>29.</b>	<b>Purdue</b>	<b>18-1</b>	<b>NR</b>
30.	Old Dominion	18-4	25

MULTI-HIT/RBI GAMES/STREAKS

Multiple Hit Games	2	3	4	5+	Total
Wood, Matt	6	3	-	-	9
Spiegel, Josh	8	-	-	-	8
Harry, Jay	7	-	-	-	7
Gerlott, Billy	5	-	-	-	5
Bartels, Cole	4	-	-	-	4
Hannon, Kyle	3	1	-	-	4
Piacentino, Johnny	2	1	-	-	3
Kelley, Tayven	3	-	-	-	3
Steele, Anthony	1	1	-	-	2
Pittaro, C.J.	1	-	-	-	1
TEAM	40	6	0	0	46

Multiple RBI Games	2	3	4	5+	Total
Wood, Matt	3	1	1	-	5
Pittaro, C.J.	-	2	-	-	2
Harry, Jay	1	1	-	-	2
Kelley, Tayven	2	-	-	-	2
Piacentino, Johnny	2	-	-	-	2
Hannon, Kyle	2	-	-	-	2
Spiegel, Josh	1	1	-	-	2
Gerlott, Billy	1	-	-	-	1
Bartels, Cole	1	-	-	-	1
Steele, Anthony	-	1	-	-	1
TEAM	13	6	1	0	20

Hitting Streaks	Longest	Current
Bartels, Cole	16	1
Wood, Matt	8	3
Harry, Jay	7	4
Gerlott, Billy	7	-
Spiegel, Josh	7	-
Hannon, Kyle	6	-
Kelley, Tayven	3	-
Steele, Anthony	3	3
Kailher, Ben	2	-
Pittaro, C.J.	2	2
Piacentino, Johnny	2	1
Cease, Derek	1	-
Throneberry, Connor	1	1

Reached Base Streaks	Longest	Current
Gerlott, Billy	17	17
Bartels, Cole	17	1
Spiegel, Josh	11	-
Wood, Matt	8	3
Steele, Anthony	7	7
Harry, Jay	7	4
Hannon, Kyle	7	-
Piacentino, Johnny	4	4
Kailher, Ben	3	3
Kelley, Tayven	3	2
Pittaro, C.J.	2	2
Burke, Noah	1	1
Cease, Derek	1	1
Throneberry, Connor	1	1
Cooper, Tyson	1	1
Franks, Brendan	1	-

BIG TEN STANDINGS  
(Through 3/28)

	Big Ten		Overall	
	W-L	Pct.	W-L	Pct.
Purdue	1-0	1.000	18-1	.947
Rutgers	2-1	.667	16-6	.727
Michigan	2-1	.667	13-10	.565
Illinois	2-1	.667	10-11	.476
Michigan State	1-2	.333	11-9	.550
Nebraska	1-2	.333	9-13	.409
<b>Penn State</b>	<b>1-2</b>	<b>.333</b>	<b>8-13</b>	<b>.381</b>
Maryland	0-0	.000	18-5	.783
Iowa	0-0	.000	12-9	.571
Indiana	0-0	.000	10-13	.435
Northwestern	0-0	.000	9-11	.450
Minnesota	0-0	.000	8-15	.348
Ohio State	0-1	.000	8-12	.400



This Week Around the BIG

March 28-31

**Illinois:**  
vs. Missouri

**Indiana:**  
No games

**Iowa:**  
at Illinois State

**Maryland:**  
vs. Towson, at George Mason

**Michigan:**  
vs. Oakland

**Michigan State:**  
vs. Bowling Green, Youngstown State

**Minnesota:**  
No games

**Nebraska:**  
at Creighton

**Northwestern:**  
No games

**Ohio State:**  
vs. Toledo

**Penn State:**  
vs. St. Bonaventure

**Purdue:**  
vs. Illinois-Chicago, at Indiana State

**Rutgers:**  
vs. NJIT, Saint Peter's

NITTANY LIONS IN PROS

2021 Level	Years at PSU	2021 Team	Organization
<b>TRIPLE-A</b>			
Jim Haley, 3B	2014-16	Durham	Tampa Bay Rays
<b>DOUBLE-A</b>			
Jack Anderson, P	2013-16	Arkansas	Seattle Mariners
Justin Hagenman, P	2016-18	Tulsa	Los Angeles Dodgers
Taylor Lehman, P	2015-18	Reading	Philadelphia Phillies
Eric Mock, P	2016-19	Akron	Cleveland Guardians
<b>HIGH-A</b>			
Dante Biasi, P	2017-18	Quad Cities	Kansas City Royals
Sal Biasi, P	2015-18	Winston-Salem	Chicago White Sox
Kyle Virbitsky, P	2018-21	Lansing	Oakland A's
<b>LOW-A</b>			
Justin Williams, 3B	2019-21	Fayetteville	Houston Astros
<b>Rookie</b>			
Bailey Dees, P	2018-21	Rookie	New York Yankees
Conor Larkin, P	2018-21	Rookie	Toronto Blue Jays



**THE LAST TIME...**

**A Penn State Team**

Won 10 or more consecutive games.....April 14-30, 2000  
 Scored 10 or more runs in a game.....10, vs. UMass; March 11, 2022  
 Scored 20 or more runs in a game .....27, Michigan State; May 1, 2021  
 Had a 10+ run inning.....10 (1st), Michigan State; May 1, 2021  
 Did not strikeout.....vs. Niagara; March 18, 2016  
 Turned a triple play.....8th inning, Michigan State; May 16, 2014  
 Shut out an opponent.....vs. UMass (1-0); March 13, 2022  
 Shut out consecutive opponents.....vs. Monmouth (1-0); February 15, 2019/vs. Monmouth (7-0), February 16, 2019  
 Was shut out at home.....Milwaukee (12-0); March 20, 2022  
 Was shut out on the road .....at Illinois (9-0); May 21, 2021  
 Was shut out in consecutive games.....at Delaware (5-0); March 18, 2017/Delaware (8-0); March 19, 2017  
 Swept a three-game series at home .....Michigan State; April 30-May 2, 2021  
 Swept a three-game series on the road.....at Northwestern; April 15-17, 2016  
 Swept a three-game conference series at home.....Michigan State; April 30-May 2, 2021  
 Swept a three-game conference series on the road.....at Northwestern; April 15-17, 2016  
 Beat a ranked opponent .....#18 Michigan (3-2); March 26, 2021  
 Beat a Top-5 ranked opponent.....at #1 North Carolina (3-2); March 3, 2007  
 Won a series against a ranked opponent.....#16 Michigan (four games); April 12-13, 2007  
 Played an extra-inning game.....Michigan (L, 6-8, 10); March 28, 2021  
 Played a 12+ inning game .....Iowa (W, 5-4, 12); May 20, 2016  
 Played a 15+ inning game .....Illinois (L, 4-2, 15); April 25, 2015

**A Penn State Player**

Hit two home runs in a game.....Jay Harry (2), vs. Rutgers; March 25, 2022  
 Hit three home runs in a game.....Johnny Piacentino (3), vs. Northwestern; March 7, 2021  
 Led off game with a home run.....Gavin Homer, at Rutgers; April 4, 2021  
 Hit a grand slam.....Justin Williams, Rutgers, May 17, 2021  
 Hit back-to-back homers.....Gavin Homer/Jordan Bowersox (7th), UCF; March 10, 2019  
 Hit a walk-off home run.....Curtis Robison, Wagner; February 23, 2020  
 Hit a pinch-hit home run.....Shea Sbranti, at Illinois; April 21, 2019  
 Hit an inside-the-park home run.....Kris Kremer, Pittsburgh; April 10, 2019  
 Had five or more RBI in a game.....Curtis Robison (5), at Illinois; May 23, 2021  
 Had seven or more RBI in a game.....Aaron Novak (8), at Charleston Southern; March 8, 2015  
 Had four hits in a game.....Johnny Piacentino (5), Michigan State; May 1, 2021  
 Had five hits in a game.....Johnny Piacentino (5), Michigan State; May 1, 2021  
 Had two hits in an inning.....Johnny Piacentino, Michigan State (1st); May 1, 2021  
 Stole three or more bases.....Greg Guers, Bucknell; April 19, 2016  
 Had a 10-game hit streak.....Cole Bartels (16); February 19-March 20, 2022  
 Had a 20-game hit streak.....Mike DeRenzo (23); 2002

Had 10 or more strikeouts.....Kyle Virbitsky (12), vs. Minnesota; May 29, 2021  
 Pitched a complete game.....Dante Biasi (7IP), Xavier; May 11, 2018  
 Pitched a nine-inning complete game.....Greg Welsh, Michigan State; May 17, 2013  
 Pitched a combined nine-inning shutout....Mason Mellott/Tyler Shingledecker/Jaden Henline, vs. UMass; March 13, 2022  
 Pitched an individual nine-inning shutout.....Greg Welsh, Michigan State; May 17, 2013  
 Pitched a no-hitter.....Steven Hill, at Iowa; April 21, 2012

HITTING CAREER HIGHS



#3 COLE BARTELS

Career Bests		
Hits	2	9x, last vs. UMass 3/11/22
Runs	2	5x, last vs. UMass 3/11/22
Doubles	1	8x, last vs. Rutgers 3/25/22
Triples	1	vs. Rutgers 5/17/21
Home Runs	1	at Illinois 5/23/21
RBI	3	at Illinois 5/23/21
Walks	2	3x, last vs. Minnesota 5/29/21
Stolen Bases	2	vs. Michigan State 5/2/21



#46 NOAH BURKE

Career Bests		
Hits	n/a	
Runs	n/a	
Doubles	n/a	
Triples	n/a	
Home Runs	n/a	
RBI	n/a	
Walks	1	vs. Rutgers 3/26/22
Stolen Bases	n/a	



#19 DEREK CEASE

Career Bests		
Hits	1	at VMI 3/8/22
Runs	1	2x, last vs. Rutgers 3/25/22
Doubles	1	at VMI 3/8/22
Triples	n/a	
Home Runs	n/a	
RBI	n/a	
Walks	1	2x, last vs. Rutgers 3/25/22
Stolen Bases	n/a	



#23 JAKE COOPER

Career Bests		
Hits	n/a	
Runs	n/a	
Doubles	n/a	
Triples	n/a	
Home Runs	n/a	
RBI	n/a	
Walks	n/a	
Stolen Bases	n/a	



#4 TYSON COOPER

Career Bests		
Hits	1	2x, last vs. Michigan State 5/2/21
Runs	1	2x, last vs. Michigan State 5/2/21
Doubles	1	vs. Michigan State 5/2/21
Triples	n/a	
Home Runs	n/a	
RBI	1	2x, last vs. Michigan State 5/2/21
Walks	3	vs. Michigan 3/27/21
Stolen Bases	1	at Rutgers 4/4/21



#5 CARSON ERTTER

Career Bests		
Hits	n/a	
Runs	n/a	
Doubles	n/a	
Triples	n/a	
Home Runs	n/a	
RBI	1	vs. Michigan State 5/1/21
Walks	1	vs. Michigan State 5/1/21
Stolen Bases	n/a	

HITTING CAREER HIGHS



#15 BRENDEN FRANKS

Career Bests			
Hits	1	2x, last vs. Princeton	2/29/20
Runs	1	2x, last vs. Michigan State	5/1/21
Doubles	n/a		
Triples	n/a		
Home Runs	n/a		
RBI	n/a		
Walks	1	vs. LIU	2/19/22
Stolen Bases	n/a		



#35 BILLY GERLOTT

Career Bests			
Hits	2	5x, last vs. Youngstown State	3/22/22
Runs	2	vs. Rutgers	3/25/22
Doubles	1	6x, last vs. Rutgers	3/25/22
Triples	1	vs. Rutgers	3/25/22
Home Runs	n/a		
RBI	2	vs. LIU	2/19/22
Walks	2	vs. UMass	3/11/22
Stolen Bases	1	vs. LIU	2/19/22



#2 KYLE HANNON

Career Bests			
Hits	3	at Virginia	3/5/22
Runs	2	vs. Northwestern	3/7/21
Doubles	1	6x, last at Virginia	3/6/22
Triples	1	2x, last vs. Milwaukee	3/19/22
Home Runs	n/a		
RBI	2	2x, last vs. LIU	2/19/22
Walks	2	vs. Northeastern	2/20/22
Stolen Bases	1	2x, last at Virginia	3/6/22



#1 JAY HARRY

Career Bests			
Hits	3	vs. Michigan State	5/1/21
Runs	3	vs. Michigan state	5/1/21
Doubles	2	vs. Northwestern	3/7/21
Triples	n/a		
Home Runs	2	vs. Rutgers	3/25/22
RBI	6	vs. Michigan State	5/1/21
Walks	1	17x, last vs. Rutgers	3/26/22
Stolen Bases	1	3x, last vs. Milwaukee	3/18/22



#40 BEN KAILHER

Career Bests			
Hits	2	vs. Princeton	2/28/20
Runs	1	9x, last vs. Milwaukee	3/19/22
Doubles	1	vs. Princeton	2/28/20
Triples	1	vs. Fairleigh Dickinson	3/8/20
Home Runs	n/a		
RBI	2	vs. Princeton	2/28/20
Walks	1	7x, last vs. Rutgers	3/26/22
Stolen Bases	1	3x, last vs. Michigan State	4/30/21



#13 TAYVEN KELLEY

Career Bests			
Hits	2	8x, last vs. Milwaukee	3/18/22
Runs	1	8x, last vs. Rutgers	3/26/22
Doubles	1	10x, last at Iowa	5/8/21
Triples	1	2x, last at Ohio State	4/23/21
Home Runs	1	at Ohio State	4/25/21
RBI	2	5x, last at Virginia	3/5/22
Walks	2	vs. Michigan State	4/30/21
Stolen Bases	n/a		



HITTING CAREER HIGHS



#34 RICHIE PALTRIDGE

Career Bests

Hits	n/a
Runs	n/a
Doubles	n/a
Triples	n/a
Home Runs	n/a
RBI	n/a
Walks	n/a
Stolen Bases	n/a



#22 JOHNNY PIACENTINO

Career Bests

Hits	5	vs. Michigan State	5/1/21
Runs	4	2x, last vs. Michigan State	5/1/21
Doubles	3	vs. Michigan State	5/1/21
Triples	1	vs. Rutgers	3/26/22
Home Runs	3	vs. Northwestern	3/7/21
RBI	5	2x, last vs. Michigan State	5/1/21
Walks	2	6x, last vs. Rutgers	3/25/22
Stolen Bases	2	vs. Princeton	2/29/20



#7 C.J. PITTARO

Career Bests\*

Hits	2	vs. Rutgers	3/25/22
Runs	2	2x, last vs. Rutgers	3/25/22
Doubles	1	vs. UMass	3/11/22
Triples	n/a		
Home Runs	n/a		
RBI	3	2x, last vs. Rutgers	3/26/22
Walks	2	vs. Maine	2/25/22
Stolen Bases	n/a		

\*At Vanderbilt (2021)



#41 JOSH SPIEGEL

Career Bests

Hits	3	vs. Maryland	3/21/21
Runs	2	6x, last vs. UMass	3/11/22
Doubles	2	vs. LIU	2/19/22
Triples	1	2x, last vs. Rutgers	3/25/22
Home Runs	2	vs. Northwestern	3/5/21
RBI	3	2x, last vs. Maine	2/26/22
Walks	3	vs. Minnesota	5/29/21
Stolen Bases	1	at Illinois	5/23/21



#30 ANTHONY STEELE

Career Bests

Hits	3	vs. Maine	2/25/22
Runs	1	4x, last vs. UMass	3/11/22
Doubles	n/a		
Triples	1	vs. Maine	2/26/22
Home Runs	1	at VMI	3/8/22
RBI	2	vs. Maine	2/26/22
Walks	1	2x, last vs. UMass	3/11/22
Stolen Bases	1	vs. Maine	2/25/22




#9 CONNOR THRONEBERRY

Career Bests

Hits	1	vs. UMass	3/12/22
Runs	1	vs. UMass	3/12/22
Doubles	n/a		
Triples	n/a		
Home Runs	n/a		
RBI	n/a		
Walks	n/a		
Stolen Bases	n/a		

HITTING CAREER HIGHS/PITCHING CAREER BESTS



#14 MATT WOOD

Career Bests		
Hits	3	8x, last vs. Rutgers 3/26/22
Runs	4	vs. LIU 2/19/22
Doubles	2	vs. Nebraska 4/16/21
Triples	1	3x, last vs. Rutgers 3/25/22
Home Runs	3	vs. LIU 2/19/22
RBI	4	vs. LIU 2/19/22
Walks	3	vs. LIU 2/19/22
Stolen Bases	1	3x, last vs. Milwaukee 3/19/22



#19 DEREK CEASE

Career Bests		
IP	1.0	vs. Monmouth 2/18/22
Longest Start	n/a	
Longest Relief	1.0	vs. Monmouth 2/18/22
Hits	1	vs. Monmouth 2/18/22
Runs	1	vs. Monmouth 2/18/22
Earned Runs	0	vs. Monmouth 2/18/22
Walks	3	vs. Monmouth 2/18/22
Strikeouts	1	vs. Monmouth 2/18/22



#8 PATRICK DEMARCO

Career Bests		
IP	0.1	at VMI 3/8/22
Longest Start	n/a	
Longest Relief	0.1	at VMI 3/8/22
Hits	2	at VMI 3/8/22
Runs	3	at VMI 3/8/22
Earned Runs	3	at VMI 3/8/22
Walks	2	at VMI 3/8/22
Strikeouts	n/a	



#49 BEN DEMELL

Career Bests		
IP	1.2	vs. LIU 2/19/22
Longest Start	n/a	
Longest Relief	1.2	vs. LIU 2/19/22
Hits	1	vs. LIU 2/19/22
Runs	0	vs. LIU 2/19/22
Earned Runs	0	vs. LIU 2/19/22
Walks	3	vs. LIU 2/19/22
Strikeouts	2	vs. LIU 2/19/22



#44 DEVIN FLETCHER

Career Bests		
IP	n/a	
Longest Start	n/a	
Longest Relief	n/a	
Hits	n/a	
Runs	n/a	
Earned Runs	n/a	
Walks	n/a	
Strikeouts	n/a	



#10 TANNER FOLDS

Career Bests		
IP	1.0	2x, last at Virginia 3/4/22
Longest Start	n/a	
Longest Relief	1.0	2x, last at Virginia 3/4/22
Hits	0	4x, last vs. UMass 3/11/22
Runs	0	3x, last at Virginia 3/6/22
Earned Runs	0	3x, last at Virginia 3/6/22
Walks	0	2x, last at Virginia 3/6/22
Strikeouts	1	vs. LIU 2/19/22

PITCHING CAREER BESTS



#28 HUTCH GAGNON

Career Bests

IP	5.0	vs. Princeton	2/29/20
Longest Start	5.0	vs. Princeton	2/29/20
Longest Relief	3.0	2x, last vs. Wagner	2/23/20
Hits	0	8x, last at Purdue	5/27/21
Runs	0	17x, last at Iowa	5/7/21
Earned Runs	0	18x, last vs. Rutgers	5/16/21
Walks	0	16x, last at Illinois	5/22/21
Strikeouts	6	vs. Princeton	2/29/20



#17 SENECA GREGORY

Career Bests


IP	2.1	vs. UMass	3/12/22
Longest Start	n/a		
Longest Relief	2.1	vs. UMass	3/12/22
Hits	0	at VMI	3/8/22
Runs	0	2x, last at VMI	3/8/22
Earned Runs	0	2x, last at VMI	3/8/22
Walks	0	2x, last at VMI	3/8/22
Strikeouts	4	vs. UMass	3/12/22



#24 JADEN HENLINE

Career Bests

IP	4.1	at Indiana	3/14/21
Longest Start	4.1	at Indiana	3/14/21
Longest Relief	4.0	2x, last vs. Rutgers	3/25/22
Hits	0	4x, last vs. UMass	3/13/22
Runs	0	8x, last vs. Youngstown State	3/22/22
Earned Runs	0	9x, last vs. Rutgers	3/25/22
Walks	0	10x, last vs. Youngstown State	3/22/22
Strikeouts	6	vs. Northwestern	3/6/21



#29 CARSON KOHLS

Career Bests

IP	2.2	vs. Rutgers	3/26/22
Longest Start	n/a		
Longest Relief	2.2	vs. Rutgers	3/26/22
Hits	0	3x, last vs. Monmouth	2/18/22
Runs	0	3x, last at Ohio State	4/24/21
Earned Runs	0	5x, last at Virginia	3/4/22
Walks	0	4x, last vs. Milwaukee	3/20/22
Strikeouts	2	2x, last at Virginia	3/4/22



#33 TRAVIS LUENSMANN

Career Bests\*

IP	6.0	vs. Maine	2/25/22
Longest Start	6.0	vs. Maine	2/25/22
Longest Relief	1.0	vs. Dayton	2/21/21
Hits	0	2x, last at Winthrop	3/2/21
Runs	0	2x, last at Winthrop	3/2/21
Earned Runs	0	3x, last vs. UMass	3/11/22
Walks	0	4x, last vs. Maine	2/25/22
Strikeouts	8	vs. Maine	2/25/22



#18 MASON MELLOTT

Career Bests

IP	5.0	vs. UMass	3/13/22
Longest Start	5.0	vs. UMass	3/13/22
Longest Relief	4.2	2x, last vs. Duke	3/2/19
Hits	0	12x, last vs. Rutgers	3/26/22
Runs	0	30x, last vs. Rutgers	3/26/22
Earned Runs	0	43x, last vs. Rutgers	3/26/22
Walks	0	34x, last vs. Rutgers	3/25/22
Strikeouts	5	6x, last at Ohio State	4/25/21

\*At South Carolina (2021)



**PITCHING CAREER BESTS**



**#21 STEVEN MILLER**

Career Bests			
IP	3.2	vs. Milwaukee	3/19/22
Longest Start	n/a		
Longest Relief	3.2	vs. Milwaukee	3/19/22
Hits	0	7x, last vs. Youngstown State	3/22/22
Runs	0	16x, last vs. Youngstown State	3/22/22
Earned Runs	0	18x, last vs. Youngstown State	3/22/22
Walks	0	12x, last vs. Youngstown State	3/22/22
Strikeouts	6	vs. Milwaukee	3/19/22



**#27 TOMMY MOLSKY**

Career Bests			
IP	6.0	vs. Northeastern	2/20/22
Longest Start	6.0	vs. Northeastern	2/20/22
Longest Relief	n/a		
Hits	0	vs. Milwaukee	3/19/22
Runs	2	vs. Northeastern	2/20/22
Earned Runs	0	vs. Northeastern	2/20/22
Walks	1	2x, last at Virginia	3/6/22
Strikeouts	6	2x, last vs. UMass	3/12/22



**#37 JORDAN MORALES**


Career Bests*			
IP	7.0	vs. St. Bonaventure	4/24/21
Longest Start	7.0	vs. St. Bonaventure	4/24/21
Longest Relief	3.0	2x, last at Penn	4/3/21
Hits	0	6x, last vs. Youngstown State	3/22/22
Runs	0	15x, last vs. Rutgers	3/25/22
Earned Runs	0	16x, last vs. Rutgers	3/25/22
Walks	0	16x, last vs. Rutgers	3/26/22
Strikeouts	9	vs. Saint Joseph's	5/8/21

\*At LaSalle (2020-21)



**#6 JOE NASTASI**

Career Bests			
IP	n/a		
Longest Start	n/a		
Longest Relief	n/a		
Hits	n/a		
Runs	n/a		
Earned Runs	n/a		
Walks	n/a		
Strikeouts	n/a		



**#31 RYAN PARTRIDGE**

Career Bests			
IP	2.2	vs. Milwaukee	3/20/22
Longest Start	n/a		
Longest Relief	2.2	vs. Milwaukee	3/20/22
Hits	0	5x, last vs. Rutgers	3/25/22
Runs	0	10x, last vs. Rutgers	3/25/22
Earned Runs	0	11x, last vs. Rutgers	3/25/22
Walks	0	9x, last vs. Rutgers	3/26/22
Strikeouts	2	3x, last vs. Milwaukee	3/20/22



**#25 CHASE RENNER**

Career Bests			
IP	1.0	3x, last vs. Rutgers	3/25/22
Longest Start	1.0	vs. Rutgers	3/25/22
Longest Relief	1.0	2x, last vs. Milwaukee	3/20/22
Hits	0	vs. Milwaukee	3/20/22
Runs	0	vs. Milwaukee	3/20/22
Earned Runs	0	vs. Milwaukee	3/20/22
Walks	0	vs. Rutgers	3/26/22
Strikeouts	1	2x, last vs. Milwaukee	3/20/22

PITCHING CAREER BESTS



#11 CHAD ROGERS

Career Bests

IP	3.0	vs. Northwestern	3/7/21
Longest Start	n/a		
Longest Relief	3.0	vs. Northwestern	3/7/21
Hits	0	at Ohio State	4/24/21
Runs	0	2x, last at VMI	3/8/22
Earned Runs	0	2x, last at VMI	3/8/22
Walks	1	4x, last vs. Rutgers	3/26/22
Strikeouts	1	5x, last vs. Rutgers	3/26/22



#20 BLAISE SCLAFANI

Career Bests

IP	3.0*	vs. Northeastern	4/30/19
Longest Start	n/a		
Longest Relief	3.0*	vs. Northeastern	4/30/19
Hits	0	7x, last vs. Rutgers	3/26/22
Runs	0*	10x, last vs. Rutgers	3/26/22
Earned Runs	0	12x, last vs. Rutgers	3/26/22
Walks	0	9x, last vs. Rutgers	3/26/22
Strikeouts	3*	3x, last vs. Canisius	2/15/20

\*At UMass Lowell (2020-21)



#36 TYLER SHINGLEDECKER

Career Bests

IP	4.1	2x, last vs. Youngstown State	4/9/19
Longest Start	4.1	vs. Youngstown State	4/9/19
Longest Relief	4.1	vs. Binghamton	3/26/19
Hits	0	21x, last vs. UMass	3/13/22
Runs	0	23x, last vs. Milwaukee	3/18/22
Earned Runs	0	29x, last vs. Youngstown State	3/22/22
Walks	0	18x, last vs. Youngstown State	3/22/22
Strikeouts	9	vs. Northwestern	3/5/21



#30 ANTHONY STEELE

Career Bests

IP	1.0	2x, last vs. Milwaukee	3/20/22
Longest Start	n/a		
Longest Relief	1.0	2x, last vs. Milwaukee	3/20/22
Hits	0	vs. Youngstown State	3/22/22
Runs	0	3x, last vs. Youngstown State	3/22/22
Earned Runs	0	3x, last vs. Youngstown State	3/22/22
Walks	0	2x, last vs. Youngstown State	3/22/22
Strikeouts	2	2x, last vs. Youngstown State	3/22/22



#12 KELLAN TULIO

Career Bests\*

IP	6.0	vs. Maine	2/26/22
Longest Start	6.0	vs. Maine	2/26/22
Longest Relief	1.1	at Cincinnati	3/30/21
Hits	0	7x, last vs. Rutgers	3/25/22
Runs	0	7x, last vs. Rutgers	3/25/22
Earned Runs	0	7x, last vs. Rutgers	3/25/22
Walks	0	4x, last vs. Rutgers	3/25/22
Strikeouts	5	vs. Maine	2/26/22

\*At Louisville (2020-21)

**CAREER STATS**

**#3 COLE BARTELS IF/OF R/R GR. 6-3/195 BELMONT, MASS.**

Year	Avg	GP-GS	AB	R	H	2B	3B	HR	RBI	TB	SLG%	BB	HBP	SO	GDP	OB%	SF	SH	SB-ATT	PO	A	E	FLD%
2018	.000	17-3	0	0	0	0	0	0	0	0	.000	0	0	0	0	.000	0	0	0-0	0	1	0	1.000
2019	.000	7-3	0	0	0	0	0	0	0	0	.000	0	0	0	0	.000	0	0	0-0	1	1	1	.667
2020	.273	8-7	22	8	6	2	0	0	3	8	.364	7	1	4	0	.452	1	0	1-1	53	1	0	1.000
2021	.245	35-26	98	13	24	4	1	1	13	33	.337	13	1	21	4	.333	2	1	3-3	141	11	2	.987
2022	.265	21-21	83	9	22	3	0	0	6	25	.301	6	1	9	0	.322	0	0	2-3	89	4	0	1.000
<b>TOTAL</b>	<b>.256</b>	<b>88-60</b>	<b>203</b>	<b>30</b>	<b>52</b>	<b>8</b>	<b>1</b>	<b>1</b>	<b>22</b>	<b>66</b>	<b>.320</b>	<b>26</b>	<b>3</b>	<b>34</b>	<b>4</b>	<b>.345</b>	<b>3</b>	<b>1</b>	<b>6-7</b>	<b>284</b>	<b>20</b>	<b>3</b>	<b>.990</b>

**#46 NOAH BURKE OF L/R FR. 6-0/192 PITTSBURGH, PA.**

Year	Avg	GP-GS	AB	R	H	2B	3B	HR	RBI	TB	SLG%	BB	HBP	SO	GDP	OB%	SF	SH	SB-ATT	PO	A	E	FLD%
2022	.000	5-0	4	0	0	0	0	0	0	0	.000	1	1	3	0	.333	0	0	0-0	0	0	0	.000
<b>TOTAL</b>	<b>.000</b>	<b>5-0</b>	<b>4</b>	<b>0</b>	<b>0</b>	<b>0</b>	<b>0</b>	<b>0</b>	<b>0</b>	<b>0</b>	<b>.000</b>	<b>1</b>	<b>1</b>	<b>3</b>	<b>0</b>	<b>.333</b>	<b>0</b>	<b>0</b>	<b>0-0</b>	<b>0</b>	<b>0</b>	<b>0</b>	<b>.000</b>

**#19 DEREK CEASE IF/P R/R FR. 5-8/150 PLYMOUTH, PA.**

Year	Avg	GP-GS	AB	R	H	2B	3B	HR	RBI	TB	SLG%	BB	HBP	SO	GDP	OB%	SF	SH	SB-ATT	PO	A	E	FLD%
2022	.071	12-3	14	2	1	1	0	0	0	2	.143	2	0	4	1	.188	0	0	0-0	9	15	0	1.000
<b>TOTAL</b>	<b>.071</b>	<b>12-3</b>	<b>14</b>	<b>2</b>	<b>1</b>	<b>1</b>	<b>0</b>	<b>0</b>	<b>0</b>	<b>2</b>	<b>.143</b>	<b>2</b>	<b>0</b>	<b>4</b>	<b>1</b>	<b>.188</b>	<b>0</b>	<b>0</b>	<b>0-0</b>	<b>9</b>	<b>15</b>	<b>0</b>	<b>1.000</b>

Year	ERA	W-L	APP	GS	CG	SHO	SV	IP	H	R	ER	BB	SO	2B	3B	HR	BF	BAA	WP	HBP	BK	SFA	SHA
2022	0.00	0-0	1	0	0	0/0	0	1.0	1	1	0	3	1	0	0	0	7	.250	0	0	0	0	0
<b>TOTAL</b>	<b>0.00</b>	<b>0-0</b>	<b>1</b>	<b>0</b>	<b>0</b>	<b>0/0</b>	<b>0</b>	<b>1.0</b>	<b>1</b>	<b>1</b>	<b>0</b>	<b>3</b>	<b>1</b>	<b>0</b>	<b>0</b>	<b>0</b>	<b>7</b>	<b>.250</b>	<b>0</b>	<b>0</b>	<b>0</b>	<b>0</b>	<b>0</b>

**#23 JAKE COOPER IF R/R FR. 5-9/195 STATE COLLEGE, PA.**

Year	Avg	GP-GS	AB	R	H	2B	3B	HR	RBI	TB	SLG%	BB	HBP	SO	GDP	OB%	SF	SH	SB-ATT	PO	A	E	FLD%
2022	.000	7-4	14	0	0	0	0	0	0	0	.000	0	0	6	0	.000	0	0	0-0	1	10	1	.917
<b>TOTAL</b>	<b>.000</b>	<b>7-4</b>	<b>14</b>	<b>0</b>	<b>0</b>	<b>0</b>	<b>0</b>	<b>0</b>	<b>0</b>	<b>0</b>	<b>.000</b>	<b>0</b>	<b>0</b>	<b>6</b>	<b>0</b>	<b>.000</b>	<b>0</b>	<b>0</b>	<b>0-0</b>	<b>1</b>	<b>10</b>	<b>1</b>	<b>.917</b>

**#4 TYSON COOPER C/IF S/R R-SO. 5-9/200 STATE COLLEGE, PA.**

Year	Avg	GP-GS	AB	R	H	2B	3B	HR	RBI	TB	SLG%	BB	HBP	SO	GDP	OB%	SF	SH	SB-ATT	PO	A	E	FLD%
2021	.111	11-3	18	2	2	1	0	0	2	3	.167	6	0	8	0	.333	0	0	1-1	16	1	0	1.000
2022	.000	5-2	8	0	0	0	0	0	0	0	.000	1	0	2	0	.111	0	0	0-1	3	1	0	1.000
<b>TOTAL</b>	<b>.077</b>	<b>16-5</b>	<b>26</b>	<b>2</b>	<b>2</b>	<b>1</b>	<b>0</b>	<b>0</b>	<b>2</b>	<b>3</b>	<b>.115</b>	<b>7</b>	<b>0</b>	<b>10</b>	<b>0</b>	<b>.273</b>	<b>0</b>	<b>0</b>	<b>1-2</b>	<b>19</b>	<b>2</b>	<b>0</b>	<b>1.000</b>

**#8 PATRICK DEMARCO RHP R/R FR. 6-1/200 LOS ANGELES, CALIF.**

Year	ERA	W-L	APP	GS	CG	SHO	SV	IP	H	R	ER	BB	SO	2B	3B	HR	BF	BAA	WP	HBP	BK	SFA	SHA
2022	81.00	0-0	1	0	0	0/0	0	0.1	2	3	3	2	0	0	0	0	5	1.000	1	0	0	0	0
<b>TOTAL</b>	<b>81.00</b>	<b>0-0</b>	<b>1</b>	<b>0</b>	<b>0</b>	<b>0/0</b>	<b>0</b>	<b>0.1</b>	<b>2</b>	<b>3</b>	<b>3</b>	<b>2</b>	<b>0</b>	<b>0</b>	<b>0</b>	<b>0</b>	<b>5</b>	<b>1.000</b>	<b>1</b>	<b>0</b>	<b>0</b>	<b>0</b>	<b>0</b>

**#49 BEN DEMELL IF/P L/R FR. 6-5/205 CONCORD, OHIO**

Year	Avg	GP-GS	AB	R	H	2B	3B	HR	RBI	TB	SLG%	BB	HBP	SO	GDP	OB%	SF	SH	SB-ATT	PO	A	E	FLD%
2022	-	-	-	-	-	-	-	-	-	-	-	-	-	-	-	-	-	-	-	-	-	-	-
<b>TOTAL</b>	<b>-</b>	<b>-</b>	<b>-</b>	<b>-</b>	<b>-</b>	<b>-</b>	<b>-</b>	<b>-</b>	<b>-</b>	<b>-</b>	<b>-</b>	<b>-</b>	<b>-</b>	<b>-</b>	<b>-</b>	<b>-</b>	<b>-</b>	<b>-</b>	<b>-</b>	<b>-</b>	<b>-</b>	<b>-</b>	<b>-</b>

Year	ERA	W-L	APP	GS	CG	SHO	SV	IP	H	R	ER	BB	SO	2B	3B	HR	BF	BAA	WP	HBP	BK	SFA	SHA
2022	0.00	0-0	1	0	0	0/0	0	1.2	0	0	0	0	0	0	0	0	0	.000	0	0	0	0	0
<b>TOTAL</b>	<b>0.00</b>	<b>0-0</b>	<b>1</b>	<b>0</b>	<b>0</b>	<b>0/0</b>	<b>0</b>	<b>1.2</b>	<b>0</b>	<b>0</b>	<b>0</b>	<b>0</b>	<b>0</b>	<b>0</b>	<b>0</b>	<b>0</b>	<b>0</b>	<b>.000</b>	<b>0</b>	<b>0</b>	<b>0</b>	<b>0</b>	<b>0</b>

**#5 CARSON ERTTER OF L/L JR. 5-10/175 EBENSBURG, PA.**

Year	Avg	GP-GS	AB	R	H	2B	3B	HR	RBI	TB	SLG%	BB	HBP	SO	GDP	OB%	SF	SH	SB-ATT	PO	A	E	FLD%
2020	.000	3-0	2	0	0	0	0	0	0	0	.000	0	1	0	0	.333	0	0	0-0	1	0	0	1.000
2021	.000	1-0	1	0	0	0	0	0	1	0	.000	1	0	0	0	.500	0	0	0-0	0	0	0	.000
2022	-	-	-	-	-	-	-	-	-	-	-	-	-	-	-	-	-	-	-	-	-	-	-
<b>TOTAL</b>	<b>.000</b>	<b>4-0</b>	<b>3</b>	<b>0</b>	<b>0</b>	<b>0</b>	<b>0</b>	<b>0</b>	<b>1</b>	<b>0</b>	<b>.000</b>	<b>1</b>	<b>1</b>	<b>0</b>	<b>0</b>	<b>.400</b>	<b>0</b>	<b>0</b>	<b>0-0</b>	<b>1</b>	<b>0</b>	<b>0</b>	<b>1.000</b>

CAREER STATS

**#44 DEVIN FLETCHER RHP R/R FR. 6-8/215 BETHLEHEM, PA.**

Year	ERA	W-L	APP	GS	CG	SHO	SV	IP	H	R	ER	BB	SO	2B	3B	HR	BF	BAA	WP	HBP	BK	SFA	SHA
2022	-	-	-	-	-	-	-	-	-	-	-	-	-	-	-	-	-	-	-	-	-	-	-
<b>TOTAL</b>	-	-	-	-	-	-	-	-	-	-	-	-	-	-	-	-	-	-	-	-	-	-	-

**#10 TANNER FOLDS LHP R/L FR. 6-1/195 CALHOUN, GA.**

Year	ERA	W-L	App	GS	CG	SHO	SV	IP	H	R	ER	BB	SO	2B	3B	HR	BF	B/Avg	WP	HBP	BK	SFA	SHA
2022	14.73	0-0	6	0	0	0/0	0	3.2	2	7	6	6	3	1	0	0	20	.154	1	1	0	0	0
<b>TOTAL</b>	<b>14.73</b>	<b>0-0</b>	<b>6</b>	<b>0</b>	<b>0</b>	<b>0/0</b>	<b>0</b>	<b>3.2</b>	<b>2</b>	<b>7</b>	<b>6</b>	<b>6</b>	<b>3</b>	<b>1</b>	<b>0</b>	<b>0</b>	<b>20</b>	<b>.154</b>	<b>1</b>	<b>1</b>	<b>0</b>	<b>0</b>	<b>0</b>

**#15 BRENDEN FRANKS IF/P R/R JR. 6-3/205 STATE COLLEGE, PA.**

Year	Avg	GP-GS	AB	R	H	2B	3B	HR	RBI	TB	SLG%	BB	HBP	SO	GDP	OB%	SF	SH	SB-ATT	PO	A	E	FLD%
2020	.667	4-0	3	1	2	0	0	0	0	2	.667	0	0	1	0	.667	0	0	0-0	2	0	0	1.000
2021	.000	4-0	3	1	0	0	0	0	0	0	.000	0	1	2	0	.250	0	0	0-0	4	0	0	1.000
2022	.000	5-0	4	0	0	0	0	0	0	0	.000	1	0	1	1	.200	0	0	0-0	0	0	0	1.000
<b>TOTAL</b>	<b>.200</b>	<b>13-0</b>	<b>10</b>	<b>2</b>	<b>2</b>	<b>0</b>	<b>0</b>	<b>0</b>	<b>0</b>	<b>2</b>	<b>.200</b>	<b>1</b>	<b>1</b>	<b>4</b>	<b>1</b>	<b>.333</b>	<b>0</b>	<b>0</b>	<b>0-0</b>	<b>6</b>	<b>0</b>	<b>0</b>	<b>1.000</b>
Year	Avg	GP-GS	AB	R	H	2B	3B	HR	RBI	TB	SLG%	BB	HBP	SO	GDP	OB%	SF	SH	SB-ATT	PO	A	E	FLD%
2020	-	-	-	-	-	-	-	-	-	-	-	-	-	-	-	-	-	-	-	-	-	-	-
2021	-	-	-	-	-	-	-	-	-	-	-	-	-	-	-	-	-	-	-	-	-	-	-
2022	-	-	-	-	-	-	-	-	-	-	-	-	-	-	-	-	-	-	-	-	-	-	-
<b>TOTAL</b>	-	-	-	-	-	-	-	-	-	-	-	-	-	-	-	-	-	-	-	-	-	-	-

**#28 HUTCH GAGNON LHP L/L SR. 6-3/220 DOWNINGTOWN, PA.**

Year	ERA	W-L	App	GS	CG	SHO	SV	IP	H	R	ER	BB	SO	2B	3B	HR	BF	B/Avg	WP	HBP	BK	SFA	SHA
2019	5.59	0-1	18	0	0	0/0	0	19.1	21	12	12	11	21	4	1	2	93	.273	3	3	0	0	2
2020	3.21	1-0	4	2	0	0/0	0	14.0	15	5	5	6	17	4	1	0	62	.268	0	0	0	0	0
2021	6.75	0-1	11	0	0	0/0	0	12.0	18	10	9	4	13	3	1	1	64	.327	2	3	0	1	1
2022	-	-	-	-	-	-	-	-	-	-	-	-	-	-	-	-	-	-	-	-	-	-	-
<b>TOTAL</b>	<b>5.16</b>	<b>1-2</b>	<b>33</b>	<b>2</b>	<b>0</b>	<b>0/0</b>	<b>0</b>	<b>45.1</b>	<b>54</b>	<b>27</b>	<b>26</b>	<b>21</b>	<b>51</b>	<b>11</b>	<b>3</b>	<b>3</b>	<b>219</b>	<b>.287</b>	<b>5</b>	<b>6</b>	<b>0</b>	<b>1</b>	<b>3</b>

**#35 BILLY GERLOTT OF/IF R/R SO. 6-1/195 AUBURN, PA.**

Year	Avg	GP-GS	AB	R	H	2B	3B	HR	RBI	TB	SLG%	BB	HBP	SO	GDP	OB%	SF	SH	SB-ATT	PO	A	E	FLD%
2021	-	-	-	-	-	-	-	-	-	-	-	-	-	-	-	-	-	-	-	-	-	-	-
2022	.274	21-21	73	10	20	6	1	0	8	28	.384	9	3	20	1	.376	0	0	1-3	21	0	0	1.000
<b>TOTAL</b>	<b>.274</b>	<b>21-21</b>	<b>73</b>	<b>10</b>	<b>20</b>	<b>6</b>	<b>1</b>	<b>0</b>	<b>8</b>	<b>28</b>	<b>.384</b>	<b>9</b>	<b>3</b>	<b>20</b>	<b>1</b>	<b>.376</b>	<b>0</b>	<b>0</b>	<b>1-3</b>	<b>21</b>	<b>0</b>	<b>0</b>	<b>1.000</b>

**#17 SENECA GREGORY RHP R/R FR. 6-4/225 STAFFORD, VA.**

Year	ERA	W-L	APP	GS	CG	SHO	SV	IP	H	R	ER	BB	SO	2B	3B	HR	BF	BAA	WP	HBP	BK	SFA	SHA
2022	12.71	0-0	5	0	0	0/0	0	5.2	9	9	8	4	7	2	0	0	32	.346	1	2	0	0	0
<b>TOTAL</b>	<b>12.71</b>	<b>0-0</b>	<b>5</b>	<b>0</b>	<b>0</b>	<b>0/0</b>	<b>0</b>	<b>5.2</b>	<b>9</b>	<b>9</b>	<b>8</b>	<b>4</b>	<b>7</b>	<b>2</b>	<b>0</b>	<b>0</b>	<b>32</b>	<b>.346</b>	<b>1</b>	<b>2</b>	<b>0</b>	<b>0</b>	<b>0</b>

**#2 KYLE HANNON IF/OF L/R SO. 5-10/194 HARRISBURG, PA.**

Year	Avg	GP-GS	AB	R	H	2B	3B	HR	RBI	TB	SLG%	BB	HBP	SO	GDP	OB%	SF	SH	SB-ATT	PO	A	E	FLD%
2021	.133	12-9	30	3	4	1	1	0	1	7	.233	2	0	12	0	.188	0	1	0-0	15	0	0	1.000
2022	.288	17-17	59	7	17	5	1	0	8	24	.407	6	2	12	3	.373	0	0	2-2	22	37	7	.894
<b>TOTAL</b>	<b>.236</b>	<b>29-26</b>	<b>89</b>	<b>10</b>	<b>21</b>	<b>6</b>	<b>2</b>	<b>0</b>	<b>9</b>	<b>31</b>	<b>.348</b>	<b>8</b>	<b>2</b>	<b>24</b>	<b>3</b>	<b>.313</b>	<b>0</b>	<b>1</b>	<b>2-2</b>	<b>37</b>	<b>37</b>	<b>7</b>	<b>.914</b>

**#1 JAY HARRY IF L/R SO. 6-0/195 METUCHEN, N.J.**

Year	Avg	GP-GS	AB	R	H	2B	3B	HR	RBI	TB	SLG%	BB	HBP	SO	GDP	OB%	SF	SH	SB-ATT	PO	A	E	FLD%
2021	.268	42-42	142	22	38	10	0	1	18	51	.359	12	4	25	2	.335	3	0	1-1	58	101	11	.935
2022	.280	21-21	82	13	23	1	0	3	10	33	.402	5	2	9	0	.337	0	0	2-3	21	65	4	.956
<b>TOTAL</b>	<b>.272</b>	<b>63-63</b>	<b>224</b>	<b>35</b>	<b>61</b>	<b>11</b>	<b>0</b>	<b>4</b>	<b>28</b>	<b>84</b>	<b>.375</b>	<b>17</b>	<b>6</b>	<b>34</b>	<b>2</b>	<b>.336</b>	<b>3</b>	<b>0</b>	<b>3-4</b>	<b>79</b>	<b>166</b>	<b>15</b>	<b>.942</b>

**CAREER STATS**

**#24 JADEN HENLINE RHP L/R SO. 6-2/195 NEW CUMBERLAND, PA.**

Year	ERA	W-L	App	GS	CG	SHO	SV	IP	H	R	ER	BB	SO	2B	3B	HR	BF	B/Avg	WP	HBP	BK	SFA	SHA
2021	3.72	0-1	9	3	0	0/0	0	19.1	17	8	8	8	22	2	0	2	86	.230	1	3	0	0	1
2022	2.75	0-1	8	0	0	0/1	3	19.2	17	11	6	4	25	1	1	1	78	.230	2	0	0	0	0
<b>TOTAL</b>	<b>3.23</b>	<b>0-2</b>	<b>17</b>	<b>3</b>	<b>0</b>	<b>0/1</b>	<b>3</b>	<b>39.0</b>	<b>34</b>	<b>19</b>	<b>14</b>	<b>12</b>	<b>47</b>	<b>3</b>	<b>1</b>	<b>3</b>	<b>164</b>	<b>.230</b>	<b>3</b>	<b>3</b>	<b>0</b>	<b>0</b>	<b>1</b>

**#40 BEN KAILHER IF R/R JR. 5-8/160 RUMFORD, R.I.**

Year	Avg	GP-GS	AB	R	H	2B	3B	HR	RBI	TB	SLG%	BB	HBP	SO	GDP	OB%	SF	SH	SB-ATT	PO	A	E	FLD%
2020	.222	9-6	18	4	4	1	2	0	4	9	.500	2	2	6	2	.333	2	0	2-2	3	9	2	.857
2021	.143	11-0	7	3	1	0	0	0	0	1	.143	0	0	2	0	.143	0	0	1-1	0	2	0	1.000
2022	.179	13-8	28	2	5	0	0	0	0	5	.179	5	1	7	0	.324	0	0	0-0	9	23	3	.914
<b>TOTAL</b>	<b>.189</b>	<b>33-14</b>	<b>53</b>	<b>9</b>	<b>10</b>	<b>1</b>	<b>2</b>	<b>0</b>	<b>4</b>	<b>15</b>	<b>.283</b>	<b>7</b>	<b>3</b>	<b>15</b>	<b>2</b>	<b>.308</b>	<b>2</b>	<b>0</b>	<b>3-3</b>	<b>12</b>	<b>34</b>	<b>5</b>	<b>.902</b>

**#13 TAYVEN KELLEY OF R/R JR. 6-3/200 BOILING SPRINGS, PA.**

Year	Avg	GP-GS	AB	R	H	2B	3B	HR	RBI	TB	SLG%	BB	HBP	SO	GDP	OB%	SF	SH	SB-ATT	PO	A	E	FLD%
2020	.188	9-4	16	4	3	2	0	0	1	5	.313	3	1	8	0	.350	0	0	0-0	10	0	0	1.000
2021	.238	28-27	101	8	24	8	2	1	9	39	.386	10	1	37	2	.313	0	3	0-2	53	1	4	.931
2022	.176	20-20	74	6	13	0	0	0	7	13	.176	3	1	25	2	.218	0	0	0-1	49	1	2	.962
<b>TOTAL</b>	<b>.209</b>	<b>57-51</b>	<b>191</b>	<b>18</b>	<b>40</b>	<b>10</b>	<b>2</b>	<b>1</b>	<b>17</b>	<b>57</b>	<b>.298</b>	<b>16</b>	<b>3</b>	<b>70</b>	<b>4</b>	<b>.281</b>	<b>0</b>	<b>3</b>	<b>0-3</b>	<b>112</b>	<b>2</b>	<b>6</b>	<b>.950</b>

**#29 CARSON KOHLS RHP R/R SO. 6-0/195 SACRAMENTO, CALIF.**

Year	ERA	W-L	App	GS	CG	SHO	SV	IP	H	R	ER	BB	SO	2B	3B	HR	BF	B/Avg	WP	HBP	BK	SFA	SHA
2021	3.18	0-0	5	0	0	0/0	0	5.2	7	3	2	2	4	1	1	1	27	.304	1	2	0	0	0
2022	7.71	0-0	6	0	0	0/0	0	7.0	6	7	6	7	4	0	1	0	35	.231	1	2	0	0	0
<b>TOTAL</b>	<b>5.68</b>	<b>0-0</b>	<b>11</b>	<b>0</b>	<b>0</b>	<b>0/0</b>	<b>0</b>	<b>12.2</b>	<b>13</b>	<b>10</b>	<b>8</b>	<b>9</b>	<b>8</b>	<b>1</b>	<b>2</b>	<b>1</b>	<b>62</b>	<b>.265</b>	<b>2</b>	<b>4</b>	<b>0</b>	<b>0</b>	<b>0</b>

**#33 TRAVIS LUENSMANN RHP R/R SO. 6-6/234 ALTOONA, PA.**

Year	ERA	W-L	App	GS	CG	SHO	SV	IP	H	R	ER	BB	SO	2B	3B	HR	BF	B/Avg	WP	HBP	BK	SFA	SHA
2021*	15.43	0-1	4	0	0	0/0	0	2.1	4	6	4	1	2	2	0	0	12	.333	0	0	1	0	0
2022	6.18	0-2	6	6	0	0/0	0	27.2	32	24	19	15	34	1	3	3	132	.286	2	1	0	2	2
<b>TOTAL</b>	<b>6.90</b>	<b>0-3</b>	<b>10</b>	<b>6</b>	<b>0</b>	<b>0/0</b>	<b>0</b>	<b>30.0</b>	<b>36</b>	<b>30</b>	<b>23</b>	<b>16</b>	<b>36</b>	<b>3</b>	<b>3</b>	<b>3</b>	<b>144</b>	<b>.293</b>	<b>2</b>	<b>1</b>	<b>1</b>	<b>2</b>	<b>2</b>

\*At South Carolina

**#18 MASON MELLOTT RHP R/R GR. 6-0/205 STATE COLLEGE, PA.**

Year	ERA	W-L	APP	GS	CG	SHO	SV	IP	H	R	ER	BB	SO	2B	3B	HR	BF	BAA	WP	HBP	BK	SFA	SHA
2018	3.18	0-1	24	0	0	0/0	4	34.0	38	16	12	14	28	4	1	0	155	.295	4	5	2	3	4
2019	2.43	6-3	21	0	0	0/2	5	63.0	59	25	17	14	52	10	2	1	270	.244	3	6	0	1	6
2020	2.25	2-1	5	0	0	0/0	0	8.0	8	3	2	1	6	1	1	0	35	.258	0	0	0	0	3
2021	4.60	2-2	17	0	0	0/0	4	31.1	32	20	16	18	33	2	1	1	149	.264	4	8	1	0	2
2022	3.86	1-2	8	4	0	0/1	1	16.1	12	9	7	8	13	2	0	0	71	.211	1	2	0	1	3
<b>TOTAL</b>	<b>3.18</b>	<b>11-8</b>	<b>75</b>	<b>4</b>	<b>0</b>	<b>0/3</b>	<b>14</b>	<b>152.2</b>	<b>149</b>	<b>73</b>	<b>54</b>	<b>55</b>	<b>132</b>	<b>19</b>	<b>5</b>	<b>2</b>	<b>680</b>	<b>.256</b>	<b>12</b>	<b>21</b>	<b>3</b>	<b>5</b>	<b>18</b>

**#21 STEVEN MILLER RHP R/R SR. 6-1/190 PITTSBURGH, PA.**

Year	ERA	W-L	App	GS	CG	SHO	SV	IP	H	R	ER	BB	SO	2B	3B	HR	BF	B/Avg	WP	HBP	BK	SFA	SHA
2019	3.86	0-0	3	0	0	0/0	0	2.1	4	1	1	1	1	3	0	0	12	.364	1	0	0	0	0
2020	2.70	0-0	3	0	0	0/1	0	3.1	2	1	1	1	6	1	0	0	13	.167	0	0	0	0	0
2021	3.29	0-1	12	0	0	0/2	2	13.2	12	8	5	7	17	2	0	0	58	.245	2	2	0	0	0
2022	3.38	1-1	7	0	0	0/0	1	13.1	12	6	5	6	15	2	1	0	59	.231	1	1	0	0	0
<b>TOTAL</b>	<b>3.31</b>	<b>1-2</b>	<b>25</b>	<b>0</b>	<b>0</b>	<b>0/3</b>	<b>3</b>	<b>32.2</b>	<b>30</b>	<b>16</b>	<b>12</b>	<b>15</b>	<b>39</b>	<b>7</b>	<b>1</b>	<b>0</b>	<b>142</b>	<b>.242</b>	<b>4</b>	<b>3</b>	<b>0</b>	<b>0</b>	<b>0</b>

CAREER STATS

**#27 TOMMY MOLSKY RHP R/R FR. 6-1/160 DILLSBURG, PA.**

Year	ERA	W-L	APP	GS	CG	SHO	SV	IP	H	R	ER	BB	SO	2B	3B	HR	BF	BAA	WP	HBP	BK	SFA	SHA
2022	5.62	0-3	6	6	0	0/0	0	24.0	26	26	15	13	25	5	0	2	120	.257	4	4	0	1	1
<b>TOTAL</b>	<b>5.62</b>	<b>0-3</b>	<b>6</b>	<b>6</b>	<b>0</b>	<b>0/0</b>	<b>0</b>	<b>24.0</b>	<b>26</b>	<b>26</b>	<b>15</b>	<b>13</b>	<b>25</b>	<b>5</b>	<b>0</b>	<b>2</b>	<b>120</b>	<b>.257</b>	<b>2</b>	<b>4</b>	<b>0</b>	<b>1</b>	<b>1</b>

**#37 JORDAN MORALES LHP R/L JR. 5-9/175 SOUDERTON, PA.**

Year	ERA	W-L	App	GS	CG	SHO	SV	IP	H	R	ER	BB	SO	2B	3B	HR	BF	B/Avg	WP	HBP	BK	SFA	SHA
2020*	2.16	0-2	5	0	0	0/1	2	8.1	5	4	2	3	14	1	0	1	37	.167	3	1	1	1	2
2021*	6.11	2-6	16	7	1	0/0	2	45.2	60	35	31	23	49	10	2	4	226	.313	2	8	2	3	0
2022	4.38	2-0	9	0	0	0/0	0	12.1	14	10	6	5	17	2	1	1	59	.269	0	1	0	0	1
<b>TOTAL</b>	<b>5.29</b>	<b>4-8</b>	<b>30</b>	<b>7</b>	<b>1</b>	<b>0/1</b>	<b>4</b>	<b>66.1</b>	<b>79</b>	<b>49</b>	<b>39</b>	<b>31</b>	<b>80</b>	<b>13</b>	<b>3</b>	<b>6</b>	<b>323</b>	<b>.287</b>	<b>5</b>	<b>10</b>	<b>3</b>	<b>4</b>	<b>3</b>

\*At LaSalle

**#6 JOE NASTASI RHP R/R SO. 6-0/217 STATE COLLEGE, PA.**

Year	ERA	W-L	App	GS	CG	SHO	SV	IP	H	R	ER	BB	SO	2B	3B	HR	BF	B/Avg	WP	HBP	BK	SFA	SHA
2021	-	-	-	-	-	-	-	-	-	-	-	-	-	-	-	-	-	-	-	-	-	-	-
2022	-	-	-	-	-	-	-	-	-	-	-	-	-	-	-	-	-	-	-	-	-	-	-
<b>TOTAL</b>	<b>-</b>	<b>-</b>	<b>-</b>	<b>-</b>	<b>-</b>	<b>-</b>	<b>-</b>	<b>-</b>	<b>-</b>	<b>-</b>	<b>-</b>	<b>-</b>	<b>-</b>	<b>-</b>	<b>-</b>	<b>-</b>	<b>-</b>	<b>-</b>	<b>-</b>	<b>-</b>	<b>-</b>	<b>-</b>	<b>-</b>

**#34 RICHIE PALTRIDGE LHP/1B/OF L/L SO. 6-3/194 MONTGOMERY, N.Y.**

Year	Avg	GP-GS	AB	R	H	2B	3B	HR	RBI	TB	SLG%	BB	HBP	SO	GDP	OB%	SF	SH	SB-ATT	PO	A	E	FLD%
2021	-	-	-	-	-	-	-	-	-	-	-	-	-	-	-	-	-	-	-	-	-	-	-
2022	.000	1-0	1	0	0	0	0	0	0	0	.000	0	0	1	0	.000	0	0	0-0	1	0	0	1.000
<b>TOTAL</b>	<b>.000</b>	<b>1-0</b>	<b>1</b>	<b>0</b>	<b>0</b>	<b>0</b>	<b>0</b>	<b>0</b>	<b>0</b>	<b>0</b>	<b>.000</b>	<b>0</b>	<b>0</b>	<b>1</b>	<b>0</b>	<b>.000</b>	<b>0</b>	<b>0</b>	<b>0-0</b>	<b>1</b>	<b>0</b>	<b>0</b>	<b>1.000</b>

Year	ERA	W-L	APP	GS	CG	SHO	SV	IP	H	R	ER	BB	SO	2B	3B	HR	BF	BAA	WP	HBP	BK	SFA	SHA
2021	-	-	-	-	-	-	-	-	-	-	-	-	-	-	-	-	-	-	-	-	-	-	-
2022	-	-	-	-	-	-	-	-	-	-	-	-	-	-	-	-	-	-	-	-	-	-	-
<b>TOTAL</b>	<b>-</b>	<b>-</b>	<b>-</b>	<b>-</b>	<b>-</b>	<b>-</b>	<b>-</b>	<b>-</b>	<b>-</b>	<b>-</b>	<b>-</b>	<b>-</b>	<b>-</b>	<b>-</b>	<b>-</b>	<b>-</b>	<b>-</b>	<b>-</b>	<b>-</b>	<b>-</b>	<b>-</b>	<b>-</b>	<b>-</b>

**#31 RYAN PARTRIDGE LHP R/L JR. 6-3/215 WEXFORD, PA.**

Year	ERA	W-L	App	GS	CG	SHO	SV	IP	H	R	ER	BB	SO	2B	3B	HR	BF	B/Avg	WP	HBP	BK	SFA	SHA
2020	0.00	0-0	2	0	0	0/0	0	2.0	1	0	0	0	2	0	0	0	6	.167	0	0	0	0	0
2021	0.00	0-0	5	0	0	0/0	0	2.2	4	2	0	3	4	1	0	0	16	.333	0	0	0	1	0
2022	9.00	0-0	8	0	0	0/0	0	8.0	9	8	8	3	6	2	1	0	38	.290	1	2	0	2	0
<b>TOTAL</b>	<b>5.68</b>	<b>0-0</b>	<b>15</b>	<b>0</b>	<b>0</b>	<b>0/0</b>	<b>0</b>	<b>12.2</b>	<b>14</b>	<b>10</b>	<b>8</b>	<b>6</b>	<b>12</b>	<b>3</b>	<b>1</b>	<b>0</b>	<b>60</b>	<b>.286</b>	<b>1</b>	<b>2</b>	<b>0</b>	<b>3</b>	<b>0</b>

**#22 JOHNNY PIACENTINO OF R/R JR. 5-11/185 CHERRY HILL, N.J.**

Year	Avg	GP-GS	AB	R	H	2B	3B	HR	RBI	TB	SLG%	BB	HBP	SO	GDP	OB%	SF	SH	SB-ATT	PO	A	E	FLD%
2020	.400	13-10	35	11	14	4	0	2	11	24	.686	10	0	4	0	.511	2	0	4-4	27	0	0	1.000
2021	.284	42-42	162	30	46	15	0	8	32	85	.525	17	0	40	4	.350	1	1	0-2	83	0	3	.965
2022	.303	10-10	33	4	10	1	1	0	8	13	.394	6	0	9	1	.390	2	1	0-0	11	0	0	1.000
<b>TOTAL</b>	<b>.304</b>	<b>65-62</b>	<b>230</b>	<b>45</b>	<b>70</b>	<b>20</b>	<b>1</b>	<b>10</b>	<b>51</b>	<b>122</b>	<b>.530</b>	<b>33</b>	<b>0</b>	<b>53</b>	<b>5</b>	<b>.384</b>	<b>5</b>	<b>2</b>	<b>4-6</b>	<b>121</b>	<b>0</b>	<b>3</b>	<b>.976</b>

**#7 C.J. PITTARO IF L/R SO. 6-1/195 HAMILTON, N.J.**

Year	Avg	GP-GS	AB	R	H	2B	3B	HR	RBI	TB	SLG%	BB	HBP	SO	GDP	OB%	SF	SH	SB-ATT	PO	A	E	FLD%
2021*	.333	5-0	3	0	1	0	0	0	3	1	.333	0	0	0	0	.333	0	0	0-0	0	1	0	1.000
2022	.212	13-9	33	9	7	1	0	0	6	8	.242	4	0	11	0	.297	0	0	0-0	9	12	2	.913
<b>TOTAL</b>	<b>.222</b>	<b>18-9</b>	<b>36</b>	<b>9</b>	<b>8</b>	<b>1</b>	<b>0</b>	<b>0</b>	<b>9</b>	<b>9</b>	<b>.250</b>	<b>4</b>	<b>0</b>	<b>11</b>	<b>0</b>	<b>.300</b>	<b>0</b>	<b>0</b>	<b>0-0</b>	<b>9</b>	<b>13</b>	<b>2</b>	<b>.917</b>

\*At Vanderbilt



**CAREER STATS**

**#25 CHASE RENNER RHP R/R FR. 6-4/190 ALBURTIS, PA.**

Year	ERA	W-L	APP	GS	CG	SHO	SV	IP	H	R	ER	BB	SO	2B	3B	HR	BF	BAA	WP	HBP	BK	SFA	SHA
2022	15.00	0-1	3	1	0	0/0	0	3.0	6	5	5	5	2	3	0	0	20	.400	3	0	0	0	0
<b>TOTAL</b>	<b>15.00</b>	<b>0-1</b>	<b>3</b>	<b>1</b>	<b>0</b>	<b>0/0</b>	<b>0</b>	<b>3.0</b>	<b>6</b>	<b>5</b>	<b>5</b>	<b>5</b>	<b>2</b>	<b>3</b>	<b>0</b>	<b>0</b>	<b>20</b>	<b>.400</b>	<b>3</b>	<b>0</b>	<b>0</b>	<b>0</b>	<b>0</b>

**#11 CHAD ROGERS RHP R/R SO. 6-5/220 MENTOR, OHIO**

Year	ERA	W-L	App	GS	CG	SHO	SV	IP	H	R	ER	BB	SO	2B	3B	HR	BF	B/Avg	WP	HBP	BK	SFA	SHA
2021	13.50	1-0	3	0	0	0/0	0	4.0	8	6	6	7	1	2	0	0	25	.471	0	0	1	1	0
2022	13.50	0-0	5	0	0	0/0	0	6.2	14	10	10	7	4	1	1	0	41	.452	2	1	0	2	0
<b>TOTAL</b>	<b>13.50</b>	<b>1-0</b>	<b>8</b>	<b>0</b>	<b>0</b>	<b>0/0</b>	<b>0</b>	<b>10.2</b>	<b>22</b>	<b>16</b>	<b>16</b>	<b>14</b>	<b>5</b>	<b>3</b>	<b>1</b>	<b>0</b>	<b>66</b>	<b>.458</b>	<b>2</b>	<b>1</b>	<b>1</b>	<b>3</b>	<b>0</b>

**#20 BLAISE SCLAFANI RHP R/R SR. 6-6/200 SOUDERTON, PA.**

Year	ERA	W-L	App	GS	CG	SHO	SV	IP	H	R	ER	BB	SO	2B	3B	HR	BF	B/Avg	WP	HBP	BK	SFA	SHA
2019*	4.42	1-0	12	0	0	0/0	0	18.1	12	11	9	19	14	2	0	1	60	.200	2	6	0	3	0
2020*	4.76	0-0	4	0	0	0/0	0	5.2	5	4	3	2	5	0	0	0	20	.250	3	2	0	0	0
2021	18.00	0-0	2	0	0	0/0	0	1.0	2	2	2	4	1	0	0	0	10	.500	2	1	0	1	0
2022	0.00	0-0	3	0	0	0/0	0	1.1	2	1	0	0	1	0	0	1	6	.400	0	1	0	0	0
<b>TOTAL</b>	<b>4.78</b>	<b>1-0</b>	<b>21</b>	<b>0</b>	<b>0</b>	<b>0/0</b>	<b>0</b>	<b>26.1</b>	<b>21</b>	<b>18</b>	<b>14</b>	<b>25</b>	<b>21</b>	<b>2</b>	<b>0</b>	<b>0</b>	<b>96</b>	<b>.368</b>	<b>7</b>	<b>10</b>	<b>0</b>	<b>4</b>	<b>0</b>

\*At UMass Lowell

**#36 TYLER SHINGLEDECKER LHP R/L SR. 6-3/185 HUNTERSVILLE, N.C.**

Year	ERA	W-L	App	GS	CG	SHO	SV	IP	H	R	ER	BB	SO	2B	3B	HR	BF	B/Avg	WP	HBP	BK	SFA	SHA
2019	4.43	1-1	19	2	0	0/1	1	40.2	31	27	20	27	44	8	1	3	185	.207	4	6	0	1	1
2020	0.64	0-0	5	0	0	0/0	0	14.0	3	1	1	2	20	1	0	0	49	.067	1	1	0	0	1
2021	6.00	2-2	16	1	0	0/1	1	27.0	20	21	18	16	38	3	3	2	123	.196	3	4	0	1	0
2022	4.11	3-2	10	0	0	0/1	0	15.1	18	9	7	1	18	2	0	2	65	.286	0	0	0	0	1
<b>TOTAL</b>	<b>4.27</b>	<b>6-5</b>	<b>50</b>	<b>3</b>	<b>0</b>	<b>0/3</b>	<b>2</b>	<b>97.0</b>	<b>72</b>	<b>58</b>	<b>46</b>	<b>47</b>	<b>120</b>	<b>14</b>	<b>4</b>	<b>7</b>	<b>422</b>	<b>.201</b>	<b>8</b>	<b>11</b>	<b>0</b>	<b>2</b>	<b>3</b>

**#41 JOSH SPIEGEL C/1B R/R R-JR. 6-3/206 JEANNETTE, PA.**

Year	Avg	GP-GS	AB	R	H	2B	3B	HR	RBI	TB	SLG%	BB	HBP	SO	GDP	OB%	SF	SH	SB-ATT	PO	A	E	FLD%	
2019*																								
2020*	.500	3-0	4	0	2	0	0	0	1	2	.500	0	0	1	0	.500	0	0	0-0	7	0	0	1.000	
2021	.261	38-38	134	19	35	10	1	4	22	59	.440	10	2	43	3	.320	1	2	1-1	134	12	4	.973	
2022	.293	21-21	75	10	22	5	1	2	10	35	.467	9	0	23	2	.365	1	0	0-0	137	6	7	.953	
<b>TOTAL</b>	<b>.277</b>	<b>62-59</b>	<b>213</b>	<b>29</b>	<b>59</b>	<b>15</b>	<b>2</b>	<b>6</b>	<b>33</b>	<b>95</b>	<b>.451</b>	<b>19</b>	<b>2</b>	<b>67</b>	<b>5</b>	<b>.339</b>	<b>2</b>	<b>2</b>	<b>1-1</b>	<b>278</b>	<b>18</b>	<b>11</b>	<b>.964</b>	

**#30 ANTHONY STEELE LHP/1B/OF L/L FR. 6-4/225 SHELTON, CONN.**

Year	ERA	W-L	APP	GS	CG	SHO	SV	IP	H	R	ER	BB	SO	2B	3B	HR	BF	BAA	WP	HBP	BK	SFA	SHA
2022	9.82	0-0	5	0	0	0/0	0	3.2	7	5	4	5	7	0	1	0	27	.368	2	3	0	0	0
<b>TOTAL</b>	<b>9.82</b>	<b>0-0</b>	<b>5</b>	<b>0</b>	<b>0</b>	<b>0/0</b>	<b>0</b>	<b>3.2</b>	<b>7</b>	<b>5</b>	<b>4</b>	<b>5</b>	<b>7</b>	<b>0</b>	<b>1</b>	<b>0</b>	<b>27</b>	<b>.368</b>	<b>2</b>	<b>3</b>	<b>0</b>	<b>0</b>	<b>0</b>

Year	Avg	GP-GS	AB	R	H	2B	3B	HR	RBI	TB	SLG%	BB	HBP	SO	GDP	OB%	SF	SH	SB-ATT	PO	A	E	FLD%
2022	.262	13-12	42	4	11	0	1	1	4	16	.381	4	1	12	0	.340	0	0	1-1	20	0	2	.909
<b>TOTAL</b>	<b>.262</b>	<b>13-12</b>	<b>42</b>	<b>4</b>	<b>11</b>	<b>0</b>	<b>1</b>	<b>1</b>	<b>4</b>	<b>16</b>	<b>.381</b>	<b>4</b>	<b>1</b>	<b>12</b>	<b>0</b>	<b>.340</b>	<b>0</b>	<b>0</b>	<b>1-1</b>	<b>20</b>	<b>0</b>	<b>2</b>	<b>.909</b>

## CAREER STATS

## #9 CONNOR THRONEBERRY RHP/IF R/R FR. 6-6/230 ST. LOUIS, MO.

Year	ERA	W-L	APP	GS	CG	SHO	SV	IP	H	R	ER	BB	SO	2B	3B	HR	BF	BAA	WP	HBP	BK	SFA	SHA
2022	-	-	-	-	-	-	-	-	-	-	-	-	-	-	-	-	-	-	-	-	-	-	-
<b>TOTAL</b>	<b>-</b>	<b>-</b>	<b>-</b>	<b>-</b>	<b>-</b>	<b>-</b>	<b>-</b>	<b>-</b>	<b>-</b>	<b>-</b>	<b>-</b>	<b>-</b>	<b>-</b>	<b>-</b>	<b>-</b>	<b>-</b>	<b>-</b>	<b>-</b>	<b>-</b>	<b>-</b>	<b>-</b>	<b>-</b>	<b>-</b>
Year	Avg	GP-GS	AB	R	H	2B	3B	HR	RBI	TB	SLG%	BB	HBP	SO	GDP	OB%	SF	SH	SB-ATT	PO	A	E	FLD%
2022	.333	3-0	3	1	1	0	0	0	0	1	.333	0	0	2	0	.333	0	0	0-0	3	0	0	1.000
<b>TOTAL</b>	<b>.333</b>	<b>3-0</b>	<b>3</b>	<b>1</b>	<b>1</b>	<b>0</b>	<b>0</b>	<b>0</b>	<b>0</b>	<b>1</b>	<b>.333</b>	<b>0</b>	<b>0</b>	<b>2</b>	<b>0</b>	<b>.333</b>	<b>0</b>	<b>0</b>	<b>0-0</b>	<b>3</b>	<b>0</b>	<b>0</b>	<b>1.000</b>

## #12 KELLAN TULIO LHP L/L JR. 6-2/215 EMMAUS, PA.

Year	ERA	W-L	App	GS	CG	SHO	SV	IP	H	R	ER	BB	SO	2B	3B	HR	BF	B/Avg	WP	HBP	BK	SFA	SHA
2020*	6.75	0-0	4	0	0	0/0	0	2.2	4	2	2	2	2	0	0	0	13	.364	0	0	1	0	0
2021*	15.43	0-0	4	0	0	0/0	0	2.1	3	4	4	3	1	0	0	0	14	.300	1	1	0	0	0
2022	3.77	1-1	5	4	0	0/0	1	14.1	9	6	6	7	13	2	0	0	59	.180	1	1	0	0	1
<b>TOTAL</b>	<b>5.59</b>	<b>1-1</b>	<b>13</b>	<b>4</b>	<b>0</b>	<b>0/0</b>	<b>1</b>	<b>19.1</b>	<b>16</b>	<b>12</b>	<b>12</b>	<b>12</b>	<b>16</b>	<b>2</b>	<b>0</b>	<b>0</b>	<b>86</b>	<b>.225</b>	<b>2</b>	<b>2</b>	<b>0</b>	<b>0</b>	<b>1</b>

\*At Louisville

## #14 MATT WOOD C L/R JR. 5-10/190 GIBSONIA, PA.

Year	Avg	GP-GS	AB	R	H	2B	3B	HR	RBI	TB	SLG%	BB	HBP	SO	GDP	OB%	SF	SH	SB-ATT	PO	A	E	FLD%
2020	.314	14-13	51	4	16	1	0	0	5	17	.333	7	1	12	2	.407	0	0	1-1	78	4	2	.976
2021	.295	39-39	139	22	41	10	1	4	21	65	.468	19	3	25	3	.384	3	1	1-5	218	14	4	.983
2022	.382	20-20	68	17	26	5	2	4	19	47	.691	12	2	7	3	.471	3	0	1-1	144	11	6	.963
<b>TOTAL</b>	<b>.322</b>	<b>73-72</b>	<b>258</b>	<b>43</b>	<b>83</b>	<b>16</b>	<b>3</b>	<b>8</b>	<b>45</b>	<b>129</b>	<b>.500</b>	<b>38</b>	<b>6</b>	<b>44</b>	<b>8</b>	<b>.412</b>	<b>6</b>	<b>1</b>	<b>3-7</b>	<b>440</b>	<b>29</b>	<b>12</b>	<b>.975</b>

**HEAD COACH ROB COOPER**



**16**

**ROB COOPER**  
**MIAMI (FLA.), 1994**  
**OVERALL: 441-459 (17TH YR)**  
**PSU: 155-229 (9TH YR)**

---

**Head Coach**

The 2022 baseball season is Rob Cooper’s ninth as head coach of the Nittany Lion baseball program. Cooper was selected as the 14th head baseball coach in Penn State history on August 9, 2013. Not shy about stating his ultimate goal of returning Penn State to Omaha in June, the Lions have made significant strides under his leadership.

Under his tutelage, 11 players have been drafted and 12 total have signed with MLB teams in the last four seasons with a full draft. However, his strong belief in the first part of the term “student-athlete” is perhaps the top reason he has proven to be an excellent fit at Penn State. Even with state-of-the-art facilities, the chance to take on elite competition and a program history that includes five trips to the College World Series, Cooper cites the value of a Penn State degree as one of the top reasons to play baseball at Penn State.

The Nittany Lions finished the 2021 season with an 18-24 record, playing against exclusively Big Ten opponents. The wins included a 3-2 victory over No. 18 Michigan on March 26 and a series sweep over Michigan State in which Penn State out-scored the Spartans, 39-13. The Nittany Lions also won two series against Rutgers. Penn State scored 10 or more runs in six games, Penn State’s most against Big Ten opponents since 2008 (8) and the most in a season since 2016.

Penn State led the Big Ten in doubles (93) and doubles per game (2.21), ranking 10th in the country in doubles per game. The Nittany Lions sat third in the conference in batting average (.269). Penn State hit 34 home runs, its most since 2012, and had five players with four or more homers.

Sophomore Matt Wood collected Second Team All-Big Ten honors, batting .295 with four homers and 21 RBI. Wood became the fifth All-Big Ten selection under Cooper. Senior Gavin Homer led the Nittany Lions with a .310 batting average, a .429 on-base percentage and tied with Johnny Piacentino for the team-lead in runs (30). Junior Justin Williams hit .302 and paced Penn State with 48 hits. Piacentino led the squad with eight homers and 32 RBI to go with a team-best .525 slugging percentage.

Senior Kyle Virbitsky paced the Penn State rotation with a 4.17 ERA, five wins, 77.2 innings pitched and 88 strikeouts. Virbitsky ranked seventh in the Big Ten in strikeouts and third in strikeout-to-walk ratio (4.40). His 88 strikeouts are tied for the 10th-most in a season at Penn State. Senior Conor Larkin earned three wins and 69 strikeouts in 63.2 innings and fellow senior Bailey Dees was responsible for four wins and 53 strikeouts in 66 innings.

The Nittany Lions continued their success in the classroom with a program-record 19 players earning Academic All-Big Ten accolades.

Penn State had four players drafted from the 2021 squad. Larkin was selected in the ninth round (272nd overall) by the Toronto Blue Jays. Williams was a 17th round selection (508th overall) by the Houston Astros and Kyle Virbitsky followed, being selected 518th overall by the Oakland A’s. Bailey Dees was drafted in the 18th round (543rd overall) by the New York Yankees. All three members of the starting rotation were drafted, making Penn State one of only four schools to accomplish that in 2021.

It marked the third time in program history that Penn State had four or more players selected in a single year and the second time that Penn State had three pitchers selected in a draft. The Nittany Lions have had eight pitchers drafted since 2016. The four selections were double of any other Pennsylvania school and three of the draftees are Pennsylvania natives.

Penn State was off to a 10-5 start in 2020 before the COVID-19 pandemic canceled the remainder of the season. Penn State was among the conference leaders offensively, ranking second in on-base percentage (.394), slugging (.422), triples (7), doubles (30), third in batting average (.289) and walks (77), and fourth in scoring (6.7 runs/game) and runs (100). On the mound, Penn State ranked sixth in the NCAA with a 1.01 WHIP and also eighth with a 2.16 team ERA. The Nittany Lions also ranked 15th with 6.33 hits allowed per nine innings and 18th with a 3.63 strikeout-to-walk ratio.

Penn State baseball’s trip to Cuba prior to the 2016 season is perhaps the best example of Cooper’s commitment to the first part of the “student-athlete” term. The Nittany Lions attended academic lectures and toured Havana, becoming the first NCAA Division I team to compete against a Cuban National Series team, the first U.S. team at any level to defeat a Cuban National Series team, the first U.S. baseball team to play in Cuba since restoration of diplomatic ties with Cuba, the second NCAA team to play in Cuba since restoration of diplomatic ties (Coastal Carolina men’s basketball, August 2015) and the fifth NCAA Division I baseball team to compete in post-revolutionary Cuba. The harmony between academics and athletics was on full display, as multiple Penn State professors and a group of journalism students also joined the travel party.

The rare, once-in-a-lifetime experience helped bring a young Penn State team together, and the Lions went on to earn their first winning record (overall and in conference) since 2012. The starting lineup included at least three freshmen in all but six games and five to six freshmen in 19 games, and took on nine eventual NCAA tournament teams, including a three-game series at home against College World Series participant TCU. The Lions’ 28 wins were a 10-win improvement over the previous season, and its 12 Big Ten wins doubled the 2015 total. Haley and Anderson were the first drafted out of Penn State since 2012, and Anderson and senior outfielder Greg Guers became the program’s first All-Big Ten picks also since 2012. Pitcher Justin Hagenman became Penn State’s first Louisville Slugger Freshman All-American since 1997.

Shortly after Cooper accepted the PSU head coaching position in 2014, the California native traveled to Taichung, Taiwan to serve as the head coach of USA Baseball’s 18U National Team at the IBAF U18 World Cup. Cooper steered Team USA to an 8-1 record in World Cup play, including seven consecutive victories to win the gold medal.

Not long after the triumph in Taiwan, Cooper received one of the highest honors bestowed in the profession, as he was announced as the Rod Dedeaux USA Baseball Coach of the Year. With the honor, Cooper became just the 16th individual in the award’s history to receive the accolade, joining the likes of Scott Brosius, Davey Johnson and Tommy Lasorda.

Cooper was also a member of the coaching staff for the 2007 and 2009 USA College National teams. The 2007 team earned a silver medal at the Pan Am Games in Rio de Janeiro, Brazil. Fourteen of the 20 players on the 2007 team reached the Major Leagues, including 2013 All-Star Pedro Alvarez. Fourteen of the 22 members of the 2009 team also reached the Major Leagues, including three-time All-Star Gerrit Cole.

Cooper brought an accomplished resume to Penn State that included three NCAA Tournament appearances as a head coach at Wright State and five more at various stops as an assistant coach, including two trips to the College World Series with Miami (Florida). Cooper was twice named the Horizon League Coach of the Year and guided Wright State to three league tournament championships and two regular-season championships after the team suffered six losing seasons in the seven years before his arrival.

Cooper began his coaching career at national power Miami, spending two seasons (1994-95) as a student/graduate assistant on the Hurricanes’ staff. While at Miami, Cooper helped the Hurricanes to College World Series berths in 1994 and 1995. Cooper spent the 1996 season as an assistant and team academic coordinator at Wake Forest, then moved on to Tulane for the next two seasons, serving as the Green Wave’s hitting coach. In 1997, the Green Wave won the Conference USA regular-season crown, and in 1998, they advanced to the NCAA Tournament. Cooper left Tulane following the 1998 season and returned to Sacramento City College, where he starred in the early 1990’s before lettering at Miami in 1993.

Along with his college coaching experience, Cooper also was an associate scout for the Los Angeles Dodgers from 1990-92 and has been selected to four coaching stints with USA Baseball in 2000, 2007, 2009 and 2013.

Cooper earned his bachelor’s degree in psychology from Miami in 1994 and a master’s in sports sciences/administration from Miami in 1996. He is married to his wife, Maureen, and has two sons, Jake and Tyson, who are both current members of the Penn State baseball team.

The Automated ScoreBook  
 Overall Statistics for Penn State (as of Mar 26, 2022)  
 (All games Sorted by Batting avg)

Record: 8-13 Home: 3-4 Away: 0-4 Neutral: 5-5 Conference: 1-2

Player	avg	gp-gs	ab	r	h	2b	3b	hr	rbi	tb	slg%	bb	hp	so	gdp	ob%	sf	sh	sb-att	po	a	e	fld%	
14 Wood, Matt	.382	20-20	68	17	26	5	2	4	19	47	.691	12	2	7	3	.471	3	0	1-1	144	11	6	.963	
22 Piacentino, Johnny	.303	10-10	33	4	10	1	1	0	8	13	.394	6	0	9	1	.390	2	1	0-0	11	0	0	1.000	
41 Spiegel, Josh	.293	21-21	75	10	22	5	1	2	10	35	.467	9	0	23	2	.365	1	0	0-0	137	6	7	.953	
2 Hannon, Kyle	.288	17-17	59	7	17	5	1	0	8	24	.407	6	2	12	3	.373	0	0	2-2	22	37	7	.894	
1 Harry, Jay	.280	21-21	82	13	23	1	0	3	10	33	.402	5	2	9	0	.337	0	0	2-3	21	65	4	.956	
35 Gerlott, Billy	.274	21-21	73	10	20	6	1	0	8	28	.384	9	3	20	1	.376	0	0	1-3	21	0	0	1.000	
3 Bartels, Cole	.265	21-21	83	9	22	3	0	0	6	25	.301	6	1	9	0	.322	0	0	2-3	89	4	0	1.000	
30 Steele, Anthony	.262	13-12	42	4	11	0	1	1	4	16	.381	4	1	12	0	.340	0	0	1-1	20	0	2	.909	
7 Pittaro, C.J.	.212	13-9	33	9	7	1	0	0	6	8	.242	4	0	11	0	.297	0	0	0-0	9	12	2	.913	
40 Kailher, Ben	.179	13-8	28	2	5	0	0	0	0	5	.179	5	1	7	0	.324	0	0	0-1	9	23	3	.914	
13 Kelley, Tayven	.176	20-20	74	6	13	0	0	0	7	13	.176	3	1	25	2	.218	0	0	0-1	49	1	2	.962	
19 Cease, Derek	.071	11-3	14	2	1	1	0	0	0	2	.143	2	0	4	1	.188	0	0	0-0	9	15	0	1.000	
23 Cooper, Jake	.000	7-4	14	0	0	0	0	0	0	0	.000	0	0	6	0	.000	0	0	0-0	1	10	1	.917	
4 Cooper, Tyson	.000	5-2	8	0	0	0	0	0	0	0	.000	1	0	2	0	.111	0	1	0-1	3	1	0	1.000	
15 Franks, Brendan	.000	5-0	4	0	0	0	0	0	0	0	.000	1	0	1	1	.200	0	0	0-0	0	0	0	.000	
46 Burke, Noah	.000	5-0	4	0	0	0	0	0	0	0	.000	1	1	3	0	.333	0	0	0-0	0	0	0	.000	
-----																								
9 Throneberry, Connor	.333	3-0	3	1	1	0	0	0	0	1	.333	0	0	2	0	.333	0	0	0-0	3	0	0	1.000	
34 Paltridge, Richie	.000	1-0	1	0	0	0	0	0	0	0	.000	0	0	1	0	.000	0	0	0-0	1	0	0	1.000	
Totals	.255	21	698	94	178	28	7	10	86	250	.358	74	14	163	14	.336	6	2	9-16	555	201	36	.955	
Opponents	.269	21	739	157	199	27	10	10	133	276	.373	105	23	197	15	.374	8	9	20-22	545	194	20	.974	

LOB - Team (155), Opp (172). DPs turned - Team (16), Opp (15). IBB - Team (1), Wood, M. 1, Opp (1). Picked off - Kelley, T. 1, Hannon, K. 1, Cease, D. 1, Pittaro, CJ 1.

(All games Sorted by Earned run avg)

Player	era	w-l	app	gs	cg	sho	sv	ip	h	r	er	bb	so	2b	3b	hr	b/avg	wp	hp	bks	sfa	sha
27 Molsky, Tommy	5.62	0-3	6	6	0	0/0	0	24.0	26	26	15	13	25	5	0	2	.257	4	4	0	1	1
33 Luensmann, Travis	6.18	0-2	6	6	0	0/0	0	27.2	32	24	19	15	34	1	3	3	.286	2	1	0	2	2
-----																						
49 DeMell, Ben	0.00	0-0	1	0	0	0/0	0	1.2	1	0	0	3	2	0	0	0	.167	0	1	0	0	0
20 Sclafani, Blaise	0.00	0-0	3	0	0	0/0	0	1.1	2	1	0	0	1	0	0	1	.400	0	1	0	0	0
19 Cease, Derek	0.00	0-0	1	0	0	0/0	0	1.0	1	1	0	3	1	0	0	0	.250	0	0	0	0	0
24 Henline, Jaden	2.75	0-1	8	0	0	0/1	3	19.2	17	11	6	4	25	1	1	1	.230	2	0	0	0	0
21 Miller, Steven	3.38	1-1	7	0	0	0/0	1	13.1	12	6	5	6	15	2	1	0	.231	1	1	0	0	0
12 Tulio, Kellan	3.77	1-1	5	4	0	0/0	1	14.1	9	6	6	7	13	2	0	0	.180	1	1	0	0	1
18 Mellott, Mason	3.86	1-2	8	4	0	0/1	1	16.1	12	9	7	8	13	2	0	0	.211	1	2	0	1	3
36 Shingledecker, Tyler	4.11	3-2	10	0	0	0/1	0	15.1	18	9	7	2	18	2	0	2	.290	0	0	0	0	1
27 Morales, Jordan	4.38	2-0	9	0	0	0/0	0	12.1	14	10	6	5	17	2	1	1	.269	1	1	0	0	1
39 Kohls, Carson	7.71	0-0	6	0	0	0/0	0	7.0	6	7	6	7	4	0	1	0	.231	1	2	0	0	0
31 Partridge, Ryan	9.00	0-0	8	0	0	0/0	0	8.0	9	8	8	3	6	2	1	0	.290	1	2	0	2	0
30 Steele, Anthony	9.82	0-0	5	0	0	0/0	0	3.2	7	5	4	5	7	0	1	0	.368	2	3	0	0	0
17 Gregory, Seneca	12.71	0-0	5	0	0	0/0	0	5.2	9	9	8	4	7	2	0	0	.346	1	2	0	0	0
11 Rogers, Chad	13.50	0-0	5	0	0	0/0	0	6.2	14	10	10	7	4	1	1	0	.452	2	1	0	2	0
10 Folds, Tanner	14.73	0-0	6	0	0	0/0	0	3.2	2	7	6	6	3	1	0	0	.154	1	1	0	0	0
25 Renner, Chase	15.00	0-1	3	1	0	0/0	0	3.0	6	5	5	5	2	3	0	0	.400	3	0	0	0	0
8 DeMarco, Patrick	81.00	0-0	1	0	0	0/0	0	0.1	2	3	3	2	0	1	0	0	.667	1	0	0	0	0
Totals	5.89	8-13	21	21	0	1/1	6	185.0	199	157	121	105	197	27	10	10	.269	24	23	0	8	9
Opponents	4.21	13-8	21	21	0	1/1	7	181.2	178	94	85	74	163	28	7	10	.255	14	14	3	6	2

PB - Team (5), Wood, M. 3, Spiegel, J. 2, Opp (2). Pickoffs - Team (2), Miller, S. 1, Mellott, M. 1, Opp (3). SBA/ATT - Wood, M. (15-17), Spiegel, J. (5-5), Luensmann, T (3-3), Steele, A. (3-3), Kohls, C. (2-2), Folds, T. (2-2), Rogers, C. (2-2), Tulio, K. (2-2), Molsky, T. (2-2), Miller, S. (1-1), Henline, J. (0-1), Shingledeck (1-1), Gregory, S. (0-1), DeMarco, P.

The Automated ScoreBook  
 Conference statistics for Penn State (as of Mar 26, 2022)  
 (Conference games only Sorted by Batting avg)

Record: 1-2 Home: 1-2 Away: 0-0 Conference: 1-2

Player	avg	gp-gs	ab	r	h	2b	3b	hr	rbi	tb	slg%	bb	hp	so	gdp	ob%	sf	sh	sb-att	po	a	e	fld%
14 Wood, Matt	.600	3-3	10	1	6	1	1	0	5	9	.900	0	0	0	0	.462	3	0	0-0	16	4	0	1.000
7 Pittaro, C.J.	.375	2-2	8	3	3	0	0	0	3	3	.375	0	0	1	0	.375	0	0	0-0	2	3	0	1.000
1 Harry, Jay	.364	3-3	11	3	4	0	0	2	3	10	.909	1	0	1	0	.417	0	0	0-0	4	11	0	1.000
22 Piacentino, Johnny	.333	3-3	9	2	3	0	1	0	4	5	.556	3	0	3	0	.462	1	0	0-0	4	0	0	1.000
41 Spiegel, Josh	.231	3-3	13	2	3	0	1	1	3	8	.615	0	0	4	0	.231	0	0	0-0	7	0	0	1.000
40 Kailher, Ben	.200	3-3	10	0	2	0	0	0	0	2	.200	2	0	3	0	.333	0	0	0-0	4	9	2	.867
35 Gerlott, Billy	.182	3-3	11	4	2	1	1	0	0	5	.455	2	0	1	0	.308	0	0	0-0	3	0	0	1.000
3 Bartels, Cole	.167	3-3	12	1	2	1	0	0	0	3	.250	0	0	0	0	.167	0	0	0-0	28	2	0	1.000
13 Kelley, Tayven	.091	3-3	11	1	1	0	0	0	0	1	.091	1	0	5	0	.167	0	0	0-0	7	0	1	.875
19 Cease, Derek	.000	2-1	3	1	0	0	0	0	0	0	.000	1	0	1	1	.250	0	0	0-0	4	4	0	1.000
15 Franks, Brendan	.000	1-0	1	0	0	0	0	0	0	0	.000	0	0	0	1	.000	0	0	0-0	0	0	0	.000
23 Cooper, Jake	.000	1-0	1	0	0	0	0	0	0	0	.000	0	0	0	0	.000	0	0	0-0	0	0	0	.000
4 Cooper, Tyson	.000	1-0	0	0	0	0	0	0	0	0	.000	1	0	0	0	1.000	0	0	0-0	0	0	0	.000
46 Burke, Noah	.000	1-0	0	0	0	0	0	0	0	0	.000	1	0	0	0	1.000	0	0	0-0	0	0	0	.000
Totals	.260	3	100	18	26	3	4	3	18	46	.460	12	0	19	2	.328	4	0	0-0	81	35	3	.975
Opponents	.372	3	121	32	45	8	1	2	27	61	.504	16	3	24	3	.454	1	1	2-4	78	25	2	.981

LOB - Team (20), Opp (29). DPs turned - Team (3), Opp (2). IBB - Team (0), Opp (1).

(Conference games only Sorted by Earned run avg)

Player	era	w-l	app	gs	cg	sho	sv	ip	h	r	er	bb	so	2b	3b	hr	b/avg	wp	hp	bk	sfa	sha
24 Henline, Jaden	0.00	0-0	1	0	0	0/0	0	4.0	2	1	0	1	4	0	0	0	.167	0	0	0	0	0
33 Luensmann, Travis	5.40	0-0	1	1	0	0/0	0	3.1	3	2	2	2	2	0	0	0	.250	1	0	0	1	0
27 Molsky, Tommy	13.50	0-0	1	1	0	0/0	0	3.1	6	5	5	3	3	1	0	0	.400	2	0	0	0	0
18 Mellott, Mason	0.00	0-0	2	0	0	0/0	0	2.1	2	0	0	1	1	0	0	0	.250	1	0	0	0	1
12 Tulio, Kellan	0.00	0-0	1	0	0	0/0	1	1.0	0	0	0	0	1	0	0	0	.000	0	0	0	0	0
20 Sclafani, Blaise	0.00	0-0	1	0	0	0/0	0	0.1	0	0	0	0	1	0	0	0	.000	0	0	0	0	0
29 Kohls, Carson	3.38	0-0	1	0	0	0/0	0	2.2	1	1	1	1	1	0	0	0	.111	0	1	0	0	0
37 Morales, Jordan	3.38	0-0	2	0	0	0/0	0	2.2	4	2	1	0	3	1	0	1	.308	1	0	0	0	0
21 Miller, Steven	5.40	1-0	1	0	0	0/0	0	1.2	2	1	1	3	1	1	0	0	.286	1	0	0	0	0
31 Partridge, Ryan	13.50	0-0	2	0	0	0/0	0	1.1	3	2	2	0	1	1	0	0	.429	0	0	0	0	0
36 Shingledecker, Tyler	20.25	0-1	1	0	0	0/0	0	1.1	5	3	3	1	3	1	0	1	.556	0	0	0	0	0
25 Renner, Chase	27.00	0-1	1	1	0	0/0	0	1.0	5	3	3	0	0	2	0	0	.625	1	0	0	0	0
17 Gregory, Seneca	36.00	0-0	1	0	0	0/0	0	1.0	5	4	4	1	1	0	0	0	.714	1	0	0	0	0
30 Steele, Anthony	40.50	0-0	1	0	0	0/0	0	0.2	2	3	3	2	1	0	0	0	.500	0	2	0	0	0
11 Rogers, Chad	99.00	0-0	1	0	0	0/0	0	0.1	5	5	5	1	1	1	1	0	.833	2	0	0	0	0
Totals	10.00	1-2	3	3	0	0/0	1	27.0	45	32	30	16	24	8	1	2	.372	10	3	0	1	1
Opponents	5.88	2-1	3	3	0	0/0	1	26.0	26	18	17	12	19	3	4	3	.260	3	0	0	4	0

SBA/ATT - Wood, M. (1-3), Henline, J. (0-1), Miller, S. (1-1), Spiegel, J. (1-1), Luensmann, T (1-1), Gregory, S. (0-1).

1 Jay  
Harry  
IF, So.

2 Kyle  
Hannon  
IF/OF, So.

3 Cole  
Bartels  
OF/IF, Gr.

4 Tyson  
Cooper  
C/IF, R-So.

5 Carson  
Ertter  
OF, Jr.

6 Joe  
Nastasi  
RHP, So.

7 C.J.  
Pittaro  
IF, So.

8 Patrick  
DeMarco  
RHP, Fr.

9 Connor  
Throneberry  
IF/RHP, Fr.

10 Tanner  
Folds  
LHP, Fr.

11 Chad  
Rogers  
RHP, So.

12 Kellan  
Tulio  
LHP, Jr.

13 Tayven  
Kelley  
OF, Jr.

14 Matt  
Wood  
C, Jr.

15 Brenden  
Franks  
IF/RHP, Jr.

17 Seneca  
Gregory  
RHP, Fr.

18 Mason  
Mellott  
RHP, Gr.

19 Derek  
Cease  
IF/RHP, Fr.

20 Blaise  
Sclafani  
RHP, Sr.

21 Steven  
Miller  
RHP, Sr.

22 Johnny  
Piacentino  
OF, Jr.

23 Jake  
Cooper  
IF, Fr.

24 Jaden  
Henline  
RHP, So.

25 Chase  
Renner  
RHP, Fr.

27 Tommy  
Molsky  
RHP, Fr.

28 Hutch  
Gagnon  
LHP, Sr.

29 Carson  
Kohls  
RHP, So.

30 Anthony  
Steele  
LHP/1B/OF, Fr.

31 Ryan  
Partridge  
LHP, Jr.

33 Travis  
Luensmann  
RHP, So.

34 Richie  
Paltridge  
OF/IF, Gr.

35 Billy  
Gerlott  
OF/IF, So.

36 Tyler  
Shingledecker  
LHP, Sr.

37 Jordan  
Morales  
LHP, Jr.

40 Ben  
Kailher  
IF, Jr.

41 Josh  
Spiegel  
C/1B, R-Jr.

44 Devin  
Fletcher  
RHP, Fr.

46 Noah  
Burke  
OF, Fr.

49 Ben  
DeMell  
RHP/IF, Fr.