



2013 PENN STATE MEN'S VOLLEYBALL

Susan Bedsworth, Asst. Dir. of Athletic Communications • Work: 814-865-1757 • Cell: 814-308-2273 • Fax: 814-863-3165
28-Time EIVA Champions • 1994 & 2008 NCAA National Collegiate Champions

No. 7 Penn State Nittany Lions



Feb. 8

Penn State (8-1)
vs. Saint Francis (4-6)
Rec Hall • University Park, Pa.



Feb. 9

Penn State (9-1)
vs. Ohio State (7-2)
Rec Hall • University Park, Pa.



Nittany Lion Preview

The No. 7 Penn State men's volleyball closes out its eight match home stand this weekend with visits from Saint Francis and No. 9 Ohio State. The Lions face EIVA Saint Francis on Friday, Feb. 8 at 7 p.m. before challenging the Buckeyes at 8 p.m. on Saturday, Feb. 9.

It was another great weekend for the Nittany Lions with wins against Pfeiffer (3-0) and Mount Olive (3-0). Redshirt sophomore Nick Goodell (Ambridge, Pa.) averaged 4.20 kills per set on .400 hitting, while junior Peter Russell (Ellicott City, Md.) was second on the team with 3.00 kills per set. Redshirt freshman Taylor Hammond (Mission Viejo, Calif.) posted 12.67 assists per set and redshirt sophomore libero Connor Curry (Newport Beach, Calif.) led the Nittany Lions defensively with 2.33 digs per set. Redshirt freshman Matt Seifert (Reading, Pa.) was Penn State's top blocker with 1.40 blocks per set.

For the weekend, Penn State hit .333 and averaged 13.83 kills, 13.33 assists, 1.83 aces, 9.00 digs and 1.83 blocks per set.

Penn State vs. Saint Francis

The Nittany Lions have never lost a match to Saint Francis owning a perfect 30-0 record. Last season the Red Flash and the Lions met twice in the regular season. Penn State swept the Red Flash on March 17 on the road and again on April 21 at home to close out regular season action.

Scouting the Red Flash

Saint Francis is 4-6 overall and 1-1 in the EIVA. The Red Flash has won three straight matches, taking down EIVA foe Sacred Heart (3-1) and sweeping Mount Olive and Pfeiffer. Junior Logan Patterson leads the Red Flash with 3.71 kills per set, while junior Colin Sherwin is second on the team with 2.66 per set. Senior Nick Bancroft has a team-high 2.71 digs per set average and senior Adam Roche is a wall at the net with 1.00 blocks per set.

Penn State vs. Ohio State

Penn State is 68-25-1 all-time versus Ohio State dating back to 1978. The Lions have already met once this season at the Hawaii Outrigger Invitational. Penn State swept OSU, 3-0 (26-24, 25-17, 25-22). Ohio State and Penn State will meet a third time in 2013 on March 16 in Columbus.

Scouting the Buckeyes

The Buckeyes are 7-2 overall and 4-0 on the road. Ohio State is on a five match winning streak having defeated Saint Francis, NJIT, and George Mason, as well as Lindenwood twice. Sophomore Michael Henchy leads the Buckeyes offensively with 3.70 kills per set with a .369 hitting percentage. Redshirt sophomore Peter Heinen, who averages 10.67 assists per set, had led the Buckeyes to a .300 hitting percentage. Defensively sophomore libero Brennan Anderson has a team-high 3.18 digs per set and senior middle Grayson Overman is the leader in blocks with 1.06 per set.

2013 Schedule

January

Outrigger Invitational - Honolulu, Hawaii

10	vs. No. 5 UCLA	L, 3-2
11	at Hawaii	W, 3-2
12	vs. No. 10 Ohio State	W, 3-0
18	vs. No. 12 Lewis	W, 3-1
22	vs. Loyola-Chicago	W, 3-0
25	vs. Sacred Heart*	W, 3-0
26	vs. Harvard*	W, 3-2

February

1	vs. Pfeiffer	W, 3-0
2	vs. Mount Olive	W, 3-0
8	vs. Saint Francis*	7 p.m.
9	vs. No. 9 Ohio State	8 p.m.
15	at Harvard*	7 p.m.
16	at Sacred Heart*	8 p.m.
22	vs. George Mason*	7 p.m.
23	vs. Princeton*	7 p.m.

March

1	at Rutgers-Newark*	7 p.m.
2	at NJIT*	8 p.m.
9	at IPFW	7 p.m.
10	at Ball State	2 p.m.
16	at Ohio State	7 p.m.
23	at Saint Francis*	7 p.m.
29	at Princeton*	7 p.m.
30	at George Mason	7 p.m.

April

5	vs. Lees-McRae	7 p.m.
12	vs. Concordia	10 p.m.
13	at UC Irvine	10 p.m.
19	vs. Rutgers-Newark*	7 p.m.
20	vs. NJIT*	7 p.m.
25	EIVA Semifinals	TBA
27	EIVA Championship	TBA

May

2	NCAA Semifinals	Los Angeles, Calif.
4	NCAA Finals	Los Angeles, Calif.

Home matches played at Rec Hall in **bold** • All times ET and subject to change • * Indicates EIVA match



Quick Facts

The University

Location:.....University Park, Pa. 16802
 Founded:.....1855
 Enrollment:.....44,112
 Colors: Blue & White
 Nickname:..... Nittany Lions
 Conference:..... Big Ten
 President: Dr. Rodney Erickson
 Director of Athletics:..... Dr. Dave Joyner
 Facility (capacity): Rec Hall (5,812)

Volleyball Staff

Head Coach:Mark Pavlik (19th season)
 Alma Mater:.....Penn State, 1982
 Overall Record (Yrs/Pct):441-127 (.776)
 School Record: same
 Asst. Coaches: Colin McMillan (6th season)
 Jay Hosack (4th season)
 Office Phone: (814) 863-7475 or (814) 863-7474
 Office Fax:..... (814) 865-1746
 Office Address: 235 Rec Hall

Season in Review

2012 Record:.....23-6
 Home: 12-0 Away: 9-5
 Neutral: 2-1
 Conference record (finish):.....14-0 (1st)
 Home: 7-0 Away: 7-0
 Final AVCA Ranking:..... No. 7
 Postseason Play:..... NCAA National Semifinal
 National Semifinal:..... lost 3-1 to No.1 UC Irvine

The History

First Year of Volleyball:.....1977
 All-Time Record (Years): 927-265-9
 All-Time EIVA Record:.....252-11
 EIVA Win Pct.:955 (.960)
 EIVA/ECVL Championships 28
 EIVA Championship Titles 24
 NCAA Tournament Appearances 27
 NCAA National Titles.....1994 & 2008

2013 Penn State Roster

No.	Name	Yr.	Pos.	Ht.	Hometown/High School
1	Taylor Hammond	RS-Fr.	S	6-4	Mission Viejo, Calif./Santa Margarita Catholic
2	Zack Parik	Fr.	S	6-4	Woodridge, Ill./Downers Grove North
3	Connor Curry	RS-So.	L	6-0	Newport Beach, Calif./Newport Harbor
4	Nick Goodell	RS-So.	OH	6-4	Ambridge, Pa./Ambridge
5	Kyle Mars	Sr.	OH	6-3	Rochester, N.Y./Gates-Chili
7	Andrew Roberts	Fr.	Opp.	6-4	Grantville, Pa./Lower Dauphin
8	Aaron Russell	So.	OH	6-9	Ellicott City, Md./Centennial
9	Peter Russell	Jr.	OH	6-5	Ellicott City, Md./Centennial
10	Nick Turko	Sr.	MH	6-5	Lewisberry, Pa./Red Land
11	Spencer Sauter	Fr.	OH	6-7	Woodridge, Ill./Naperville North
12	Ian Hendries	Sr.	MH	6-8	Cardiff, Calif./La Costa Canyon
13	Tom Comfort	Sr.	Opp.	6-6	Orchard Park, N.Y./Orchard Park
14	Matt Kapusta	Sr.	OH	6-5	Bethel Park, Pa./Bethel Park
15	Scott Kegerreis	RS-Jr.	OH	6-6	Honeybrook, Pa./Twin Valley
16	Kyle Gegan	So.	MH	6-8	Pittsburgh, Pa./North Allegheny
17	Matt Callaway	Fr.	MH	6-7	Wheaton, Ill./Wheaton Warrenville South
18	Matt Seifert	RS-Fr.	MH	6-9	Reading, Pa./Exeter Township Senior

Head Coach: Mark Pavlik (Penn State, 1982), 19th year
Assistant Coaches: Jay Hosack (UC Santa Cruz, 1997) 4th year
 Colin McMillan (Ohio State, 2000), 5th year
Trainer: Brandon Hall (Slippery Rock, 2008), 1st year

Weekend Recap

Penn State hosted Pfeiffer and Mount Olive over the weekend and earned two 3-0 sweeps to improve to 8-1 overall. Redshirt sophomore Nick Goodell led the Lions with 21 kills, while junior Peter Russell combined for 15. Redshirt freshman Taylor Hammond dished out 76 assists and redshirt sophomore Connor Curry had a team-leading 14 digs. Redshirt freshman Matt Seifert was the top Nittany Lion at the net with seven total blocks.

What's Next?

Penn State is on the road for the weekend of Feb. 15-16. The Lions travel to Harvard on Friday, Feb. 15 to face the Crimson at 7 p.m. before challenging the Pioneers on Saturday, Feb. 16 at 8 p.m.

The Statistical Story

Here the latest statistics for Penn State, Saint Francis and Ohio State heading into this weekend's matches.

	Penn State	Saint Francis	Ohio State
Hitting %	.272	.240	.300
Kills per set	12.03	11.69	12.58
Assists per set	11.32	10.97	11.85
Aces per set	1.47	0.83	1.00
Digs per set	8.74	8.71	10.82
Blocks per set	2.06	2.14	2.24



AVCA Div. I-II Men's Coaches Poll

No.	School	Pts.	Record	LW
t-1	BYU (8)	239	6-2	1
t-1	UC Irvine (7)	239	8-3	2
3	Long Beach St.	208	8-3	7
4	Stanford	195	7-3	3
5	Pepperdine	183	4-3	4
6	UCLA	182	8-5	5
7	Penn State (1)	165	8-1	6
8	USC	124	2-3	8
9	Ohio State	100	7-2	10
10	CS-Northridge	79	4-4	9
11	Pacific	78	4-3	11
12	Cal-Baptist	70	5-4	14
13	Hawaii	65	4-7	NR
14	Lewis	42	6-5	15
15	UCSB	34	4-7	12

Receiving Votes: UC San Diego 23; Loyola-Chicago 5; Princeton 5

Volleyball Magazine Men's Division I-II Poll

Men's Coaches Poll

No.	School	Pts.	LW
1	UC Irvine (6)	94	2
2	BYU (1)	90	1
3	LBSU (2)	72	6
4	Penn State (1)	69	4
5	Stanford	60	3
6	UCLA	49	5
7	Pepperdine	46	7
8	USC	23	8
9	Ohio State	19	10
10	Hawaii	11	RV

Receiving Votes: Cal-Baptist, Pacific, CS-Northridge, Princeton, Ball State

Nittany Lions Sweep EIVA Awards

Junior Peter Russell and redshirt sophomore Connor Curry earned EIVA Offensive and Defensive Player of the Week laurels, respectively, on Jan. 28. The pair led Penn State to wins against Loyola-Chicago, Sacred Heart and Harvard. Russell hit .358 for the week and totaled 26 kills, four aces, 13 digs and eight blocks. Curry combined for 29 digs, averaging 2.64 digs per set. His effective passing helped Penn State hit .240 for the week.

Mike Anderson Penn State Player of the Game

In honor of All-American Matt Anderson's father Mike Anderson, who passed away unexpectedly in 2010, the Penn State volleyball family has chosen to honor one Nittany Lion at the conclusion of each match in honor of Mike.

1/18 - Tom Comfort	1/26 - Connor Curry/Kyle Mars
1/22 - Peter Russell	2/1 - Scott Kegerreis
1/25 - Taylor Hammond	2/2 - Nick Goodell

Turko Serves It Up

Senior Nick Turko is making his mark in Penn State's career records. He entered his final season ranked in the top 10 in career aces and is continuing to cement his spot in program history. He currently has 99 aces.

1. 207 - Max Holt (2006-09)	6. 100 - Will Price (2008-10)
2. 130 - Zeljko Koljesar (2000-03)	7. 99 - Jose Quinones (1999-02)
3. 126 - Carlos Guerra (2000-03)	99 - Nick Turko (2009-present)
4. 108 - Matt Proper (2003-06)	9. 88 - Jason Kepner (1994-97)
5. 107 - Joe Sunder (2009-12)	88 - Alex Gutor (2004-07)
	10. 85 - Eric Houston (1998-00)

Russell and Curry Earn EIVA Weekly Honors

Two Nittany Lions were named EIVA Players of the Week. Redshirt sophomore Connor Curry was named the EIVA Defensive Player of the Week, while sophomore Aaron Russell was named the EIVA Offensive Player of the Week on Jan. 14. The duo helped Penn State to a 2-1 record in the Outrigger Invitational.

Russell, who was named to the Outrigger All-Tournament Team, led the Lions offensively with 42 kills and 45.0 points. He finished second on the team with 22 digs, averaging 1.69 per set and had a team-best 3.23 kills per set on .295 hitting. Curry was the starting libero for all three matches in Honolulu. He posted a team-high 29 digs (2.23 per set) and also had six assists. His effective passing helped Penn State hit .296 for the week.

Outrigger Invitational All-Tournament Team

Two members of the Penn State men's volleyball team earned spots on the Outrigger Invitational All-Tournament Team. Sophomore Aaron Russell and redshirt-freshman Taylor Hammond were Penn State's honorees. They joined Ohio State's Michael Henchy, Hawaii's JP Marks and Matthew Cheape, as well as Robert Page and the Most Outstanding Player Dane Worley of UCLA.

Men's Volleyball Debuts at No. 8 in AVCA Div. I-II Preseason Coaches Poll

The Penn State men's volleyball team debuted in the 2013 AVCA Division I-II Preseason Coaches Poll at No. 8. The Nittany Lions face six teams in 2013 that are ranked in this year's preseason poll, including No. 6 UCLA, No. 11 Ohio State, No. 5 Lewis, No. 10 Loyola-Chicago and No. 14 George Mason. Hawaii, Penn State's second opponent in the Outrigger Invitational, received votes in the preseason poll.

Russell Named Off the Block Preseason All-American

Sophomore Aaron Russell was named to the Off the Block Preseason First Team All-America Team for Division I-II. He was one of 20 players nationwide selected to the teams. A total of 10 players were named Preseason First Team and Preseason Second Team All-Americans. Players from 11 different programs were picked. Russell helped guide Penn State to a 23-6 overall record in 2012, including a 14-0 record in EIVA action. He was a 2012 Third Team Volleyball Magazine All-American, a First Team All-EIVA honoree and was named to the EIVA Championship All-Tournament team.



By The Numbers...

Overall	8-1
At home.....	6-0
On the road	1-0
On a neutral court	1-1
Non-conference matches	6-1
Against ranked D1 opponents	5-5
Against unranked D1 opponents	12-0
Against EIVA opponents	2-0
Against MIVA opponents	1-0
Against MPSF opponents.....	1-1
In front of a crowd of 2,000+	1-0
By Individual Set...	
Three sets	5-0
Four Sets.....	1-0
Five Sets	2-1
Sets over 25 points	3-1
Fifth sets over 15 points	1-0
When...	
Winning 1-0.....	7-1
Winning 2-0.....	6-0
Losing 1-0	1-0
Losing 2-0	0-0
On TV	1-0
On Radio	8-1
By Kills...	
Leading in kills	7-0
Trailing in kills.....	1-0
Tied in kills	0-1
By Digs...	
Leading in digs.....	6-0
Trailing in digs	1-1
Tied in digs.....	1-0
By Hitting Percentage...	
Leading/tied in hitting pct.	7-0
Trailing in hitting pct.	1-1
Hitting .400 or above	1-0
Hitting .300-.399	2-1
Hitting .200-.299	3-0
Hitting .100-.199	1-0
Hitting below .100.....	1-0
Holding opponents below .200.....	5-0
Holding opponents to .100 or below	2-0
By Blocks...	
Leading in blocks.....	4-0
Trailing in blocks	4-0
Tied in blocks.....	0-1
By Day of the Week...	
Tuesday/Wednesday/Thursday.....	1-1
Friday	4-0
Saturday/Sunday	3-0
By the Players...	
Two or more players with double-digit kills....	4-0
Two or more players with double-digit digs...0-0	
The team has 10 or more blocks	2-0

Penn State in the top 10 EIVA Stats (as of Feb 4, 2013)

Category	All Matches	Rank (leader)
Hitting Pct.	272	2nd (RN - .276)
<i>Peter Russell</i>	299	7th
<i>Tom Comfort</i>	276	9th
Opp. Hitting Pct.	193	2nd (HARV - .123)
Assists Per Set	11.32	2nd (PRIN - 12.12)
<i>Taylor Hammond</i>	10.53	1st
Kills Per Set	12.03	2nd (PRIN - 12.75)
<i>Tom Comfort</i>	3.04	8th
Blocks Per Set	2.06	5th (PRIN - 3.62)
Service Aces Per Set ..	1.47	1st
<i>Nick Turko</i>	0.43	2nd
<i>Matt Seifert</i>	0.29	t-5th
Digs Per Set	8.74	6th (GMU - 9.77)
<i>Connor Curry</i>	2.47	4th

Nittany Lion Team Highs

- Hitting Pct.**
 - .494 (44-6-77) vs. Loyola-Chicago (1/22)
- Kills**
 - 54 vs. UCLA (1/10)
- Assists**
 - 53 at Hawaii (1/11)
- Aces**
 - 8 vs. Harvard (1/26)
- Digs**
 - 54 vs. Lewis (1/18)
- Solo Blocks**
 - 4 vs. Harvard (1/26)
- Block Assists**
 - 21 at Hawaii (1/11)
- Total Blocks**
 - 13.5 at Hawaii (1/11)
- Points**
 - 76.5 at Hawaii (1/11)

Match-By-Match Starting Lineups

Date	Opp.	W/L	Score	Setter	Opp.	OH	OH	MB	MB	L
1/10	UCLA	L	3-2	Hammond	Goodell	A. Russell	Kegerreis	Turko	Seifert	Curry
1/11	Hawaii	W	3-2	Hammond	Comfort	A. Russell	P. Russell	Turko	Seifert	Curry
1/12	OSU	W	3-0	Hammond	Comfort	A. Russell	P. Russell	Turko	Seifert	Curry
1/18	Lewis	W	3-1	Hammond	Comfort	A. Russell	P. Russell	Turko	Seifert	Curry
1/22	LUC	W	3-0	Hammond	Comfort	A. Russell	P. Russell	Turko	Seifert	Curry
1/25	SHU	W	3-0	Hammond	Comfort	A. Russell	P. Russell	Turko	Seifert	Curry
1/26	Harvard	W	3-2	Hammond	Comfort	A. Russell	P. Russell	Turko	Seifert	Curry
2/1	Pfeiffer	W	3-0	Hammond	Comfort	A. Russell	P. Russell	Turko	Seifert	Curry
2/2	Mt. Olive	W	3-0	Hammond	Comfort	A. Russell	P. Russell	Hendries	Seifert	Curry



2013 Schedule and Results

Date	Opponent	W/L	Score	Set Scores	Site	Att.	Record	Time
1/10	UCLA	L	3-2	25-19, 18-25, 25-18, 21-25, 10-15	Honolulu, Hawaii	2,677	0-1	2:05
1/11	Hawaii	W	3-2	24-26, 25-18, 17-25, 25-15, 16-14	Honolulu, Hawaii	2,960	1-1	2:30
1/12	Ohio State	W	3-0	26-24, 25-17, 25-22	Honolulu, Hawaii	3,048	2-1	1:24
1/18	Lewis	W	3-1	25-22, 25-23, 20-25, 25-18	University Park, Pa.	748	3-1	2:03
1/22	Loyola-Chicago	W	3-0	27-25, 25-16, 25-19	University Park, Pa.	206	4-1	1:24
1/25	Sacred Heart	W	3-0	25-12, 25-18, 25-23	University Park, Pa.	346	5-1	1:16
1/26	Harvard	W	3-2	25-23, 20-25, 25-14, 16-25, 15-6	University Park, Pa.	657	6-1	1:56
2/1	Pfeiffer	W	3-0	25-15, 25-22, 25-18	University Park, Pa.	385	7-1	1:16
2/2	Mount Olive	W	3-0	26-24, 25-22, 25-22	University Park, Pa.	227	8-1	1:31



Individual Player Match-By-Match Highs

<u>Date</u>	<u>Opponent</u>	<u>Kills</u>	<u>Attacks</u>	<u>Assists</u>	<u>Digs</u>	<u>Total Blocks</u>
1/10	UCLA	12 - A. Russell	29 - A. Russell	44 - Hammond	12 - Curry	2 - Hammond 2 - Turko 2 - Seifert
1/11	Hawaii	17 - A. Russell	29 - Comfort	50 - Hammond	7 - A. Russell	7 - Turko
1/12	Ohio State	13 - A. Russell	30 - P. Russell	41 - Hammond	11 - Curry	4 - Comfort
1/18	Lewis	18 - Comfort	41 - Comfort	43 - Hammond	12 - Curry 12 - Comfort	4 - Turko
1/22	Loyola-Chicago	10 - Comfort 10 - P. Russell	20 - A. Russell	36 - Hammond	7 - P. Russell	5 - Turko
1/25	Sacred Heart	7 - A. Russell 7 - Comfort	14 - A. Russell	31 - Hammond	5 - A. Russell	3 - P. Russell 3 - Turko
1/26	Harvard	12 - P. Russell	35 - Comfort	37 - Hammond	21 - Curry	4 - Mars 4 - Hendries
2/1	Pfeiffer	11 - Kegerreis	21 - Goodell	36 - Hammond	9 - Curry	2 - Seifert 2 - Goodell
2/2	Mount Olive	13 - Goodell	27 - P. Russell	40 - Hammond	8 - P. Russell	5 - Seifert
<u>Totals (including ties)</u>		4 - A. Russell 3 - Comfort 2 - P. Russell 1 - Kegerreis 1 - Goodell	3 - Comfort 3 - A. Russell 2 - P. Russell 1 - Goodell	9 - Hammond	4 - Curry 2 - A. Russell 2 - P. Russell 1 - Comfort	4 - Turko 3 - Seifert 1 - Hammond 1 - Comfort 1 - P. Russell 1 - Mars 1 - Hendries 1 - Goodell



Team Match-By-Match State Comparison

<u>Date</u>	<u>Opponent</u>	<u>Sets</u>	<u>Kills</u>	<u>Hitting %</u>	<u>Aces</u>	<u>Digs</u>	<u>Total Team Blocks</u>	<u>Total Points Scored*</u>
1/10	UCLA	5	54/54	.303/.304	4/11	36/45	5.0/5.0	63.0/70.0
1/11	Hawaii	5	56/58	.294/.248	7/5	24/36	13.5/10.0	76.5/73.0
1/12	Ohio State	3	44/34	.292/.196	7/3	33/31	5.0/9.0	56.0/46.0
1/18	Lewis	4	51/45	.195/.154	4/3	54/48	9.0/17.5	64.0/65.5
1/22	Loyola-Chicago	3	44/38	.494/.262	5/5	26/23	7.0/3.0	56.0/46.0
1/25	Sacred Heart	3	35/24	.313/.060	4/4	21/14	8.5/4.0	47.5/32.0
1/26	Harvard	5	42/34	.047/.062	8/5	49/42	11.0/17.5	61.0/56.5
2/1	Pfeiffer	3	39/29	.284/.175	6/2	28/23	5.0/6.0	50.0/37.0
2/2	Mount Olive	3	44/36	.379/.262	5/7	26/26	6.0/4.0	55.0/47.0

* indicates total points scored by a team (kills, aces, blocks), not the cumulative total game scores, which also take into account opponent errors



2013 Penn State Superlatives

<u>Three sets</u>	<u>Individual</u>	<u>Team</u>
Kills:	13 - 2x, last, N. Goodell vs. Mount Olive (2/2)	44 - 3x, last vs. Mount Olive (2/2)
Attacks:	30 - Peter Russell vs. Ohio State (1/12)	96 - vs. Ohio State (1/12)
Attack Percentage*:	.79 (11-1-13) - Nick Goodell vs. Pfeiffer (2/1)	.494 (44-6-77) - vs. Loyola (1/22)
Assists:	41 - Taylor Hammond vs. Ohio State (1/12)	43 - 2x, last vs. Mount Olive (2/2)
Aces:	3 - 3x, last, M. Seifert, Sacred Heart (1/25)	7 - vs. Ohio State (1/12)
Digs:	11 - Connor Curry vs. Ohio State (1/12)	33 - vs. Ohio State (1/12)
Solo Blocks:	1 - 5x, last, P. Russell vs. Pfeiffer (2/1)	2 - vs. Sacred Heart (1/25)
Block Assists:	5 - 2x, last, M. Seifert vs. Mount Olive (2/2)	13 - vs. Sacred Heart (1/25)
Total Blocks:	5 - 2x, last, M. Seifert vs. Mount Olive (2/2)	8.5 - vs. Sacred Heart (1/25)

<u>Four sets</u>	<u>Individual</u>	<u>Team</u>
Kills:	18 - Tom Comfort vs. Lewis (1/18)	51 - vs. Lewis (1/18)
Attacks:	41 - Tom Comfort vs. Lewis (1/18)	133 - vs. Lewis (1/18)
Attack Percentage*:	.417 (5-0-12) - Nick Turko vs. Lewis (1/18)	.195 (51-25-133) - vs. Lewis (1/18)
Assists:	43 - Taylor Hammond vs. Lewis (1/18)	48 - vs. Lewis (1/18)
Aces:	2 - Aaron Russell vs. Lewis (1/18)	4 - vs. Lewis (1/18)
Digs:	12 - T. Comfort & C. Curry vs. Lewis (1/18)	54 - vs. Lewis (1/18)
Solo Blocks:	2 - Aaron Russell vs. Lewis (1/18)	3 - vs. Lewis (1/18)
Block Assists:	3 - N. Turko & M. Seifert vs. Lewis (1/18)	12 - vs. Lewis (1/18)
Total Blocks:	4 - Nick Turko vs. Lewis (1/18)	9.0 - vs. Lewis (1/18)

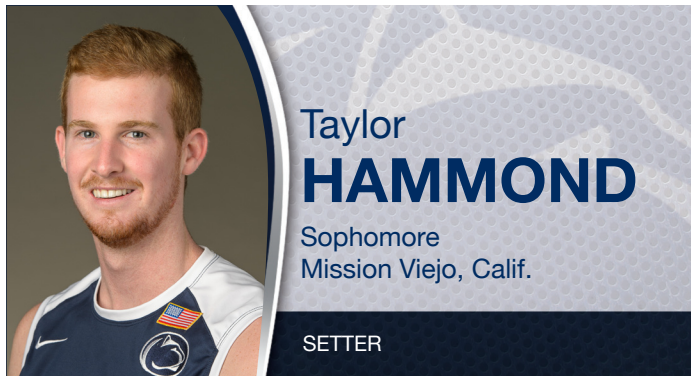
<u>Five sets</u>	<u>Individual</u>	<u>Team</u>
Kills:	17 - Aaron Russell vs. Hawaii (1/11)	56 - at Hawaii (1/11)
Attacks:	35 - Tom Comfort vs. Harvard (1/26)	127 - vs. Harvard (1/26)
Attack Percentage*:	.533 (9-1-15) - Matt Seifert vs. UCLA (1/10)	.303 (54-17-122) - vs. UCLA (1/10)
Assists:	50 - Taylor Hammond vs. Hawaii (1/11)	53 - at Hawaii (1/11)
Aces:	3 - Nick Turko vs. Harvard (1/26)	8 - vs. Harvard (1/26)
Digs:	21 - Connor Curry vs. Harvard (1/26)	49 - vs. Harvard (1/26)
Solo Blocks:	2 - 2x, last, K. Mars vs. Harvard (1/26)	4 - vs. Harvard (1/26)
Block Assists:	7 - Nick Turko vs. Hawaii (1/11)	21 - at Hawaii (1/11)
Total Blocks:	7 - Nick Turko vs. Hawaii (1/11)	13.5 - at Hawaii (1/11)

2013 Opponent Superlatives

<u>Three sets</u>	<u>Individual</u>	<u>Team</u>
Kills:	13 - Angel Dache, Mount Olive (2/2)	38 - Loyola (1/22)
Attacks:	33 - Joseph Smalzer, Loyola (1/22)	92 - Ohio State (1/12)
Attack Percentage*:	.500 (6-1-10) - John Tholen, Ohio State (1/12)	.262 (36-14-84) - 2x, last, Mount Olive (2/2)
Assists:	32 - Peter Heinen, Ohio State (1/12)	35 - Mount Olive (2/2)
Aces:	4 - Adam Miracle, Mount Olive (2/2)	7 - Mount Olive (2/2)
Digs:	16 - Brenne Anderson, Ohio State (1/12)	31 - Ohio State (1/12)
Solo Blocks:	2 - Grayson Overman, Ohio State (1/12)	4 - Ohio State (1/12)
Block Assists:	4 - Grayson Overman, Ohio State (1/12)	10 - Ohio State (1/12)
Total Blocks:	6 - Grayson Overman, Ohio State (1/12)	9.0 - Ohio State (1/12)

<u>Four sets</u>	<u>Individual</u>	<u>Team</u>
Kills:	13 - Geoff Powell, Lewis (1/18)	45 - Lewis (1/18)
Attacks:	38 - G. Powell & J. Petty, Lewis (1/18)	130 - Lewis (1/18)
Attack Percentage*:	.308 (5-1-13) - Bobby Walsh, Lewis (1/18)	.154 (45-25-130) - Lewis (1/18)
Assists:	38 - BJ Boldog, Lewis (1/18)	42 - Lewis (1/18)
Aces:	2 - Patrick Lilly, Lewis (1/18)	3 - Lewis (1/18)
Digs:	12 - Eric Butch, Lewis (1/18)	48 - Lewis (1/18)
Solo Blocks:	1 - G. Powell & S. Nelson, Lewis (1/18)	2 - Lewis (1/19)
Block Assists:	11 - Eric Fitterer, Lewis (1/18)	31 - Lewis (1/18)
Total Blocks:	11 - Eric Fitterer, Lewis (1/18)	17.5 - Lewis (1/18)

<u>Five sets</u>	<u>Individual</u>	<u>Team</u>
Kills:	18 - Sinisa Zarkovic, Hawaii (1/11)	58 - Hawaii (1/11)
Attacks:	39 - Nick Madden, Harvard (1/26)	117 - Hawaii (1/11)
Attack Percentage*:	.500 (18-4-28) - Sinisa Zarkovic, Hawaii (1/11)	.304 (54-19-115) - UCLA (1/10)
Assists:	51 - Max Wechsung, Hawaii (1/11)	55 - Hawaii (1/11)
Aces:	5 - Dane Worley, UCLA (1/10)	11 - UCLA (1/10)
Digs:	15 - 2x, last, M. Cheape, Hawaii (1/11)	45 - UCLA (1/10)
Solo Blocks:	2 - Davis Holt, Hawaii (1/11)	3 - Harvard (1/26)
Block Assists:	7 - C. Zimmick & K. Rehkemper, Harvard (1/26)	16 - Hawaii (1/11)
Total Blocks:	8 - Caleb Zimmick, Harvard (1/26)	11.0 - Harvard (1/26)

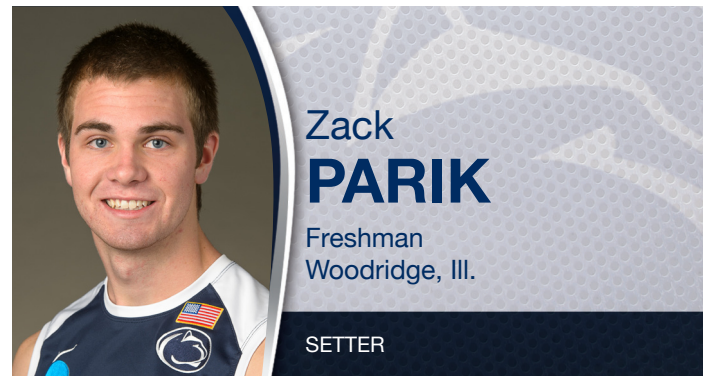


Taylor
HAMMOND

Sophomore
Mission Viejo, Calif.

SETTER

Outrigger Invitational All-Tournament Team ... Mike Anderson Player of the Match (1/25) ... posted 44 assists vs. UCLA (1/10) ... tallied 50 assists and three blocks against Hawaii (1/11) ... had 41 assists against Ohio State (1/12) ... registered 43 assists against Lewis (1/18) ... paced the offense to a .494 hitting percentage with 36 assists vs. Loyola (1/22) ... helped PSU to a .313 hitting percentage with 31 assists vs. Sacred Heart (1/25) ... posted 37 assists and three blocks vs. Harvard (1/26) ... had 36 assists vs. Pfeiffer (2/1) ... paced the offense to a .379 hitting percentage with 40 assists vs. Mount Olive (2/2).



Zack
PARIK

Freshman
Woodridge, Ill.

SETTER

Had an ace vs. Lewis (1/18) ... tallied an ace vs. Harvard (1/26) ... notched an ace vs. Pfeiffer (2/1) ... recorded an ace vs. Mount Olive (2/2).

2013 SEASON HIGHS

Kills:..... 3 vs. Lewis (1/18)
Attacks: 6 vs. Lewis (1/18)
Hitting Percentage: N/A
Assists:..... 50 at Hawaii (1/11)
Aces: 1, 2x, last vs. Harvard (1/26)
Digs: 7, 2x, last vs. Harvard (1/26)
Blocks: 3, 2x, last vs. Harvard (1/26)

CAREER HIGHS

Kills:..... 3 vs. Lewis (1/18/13)
Attacks: 6 vs. Lewis (1/18/13)
Hitting Percentage: N/A
Assists:..... 50 at Hawaii (1/11/13)
Aces: 1, 2x, last vs. Harvard (1/26/13)
Digs: 7, 2x, last vs. Harvard (1/26/13)
Blocks: 3, 2x, last vs. Harvard (1/26/13)

2013 SEASON HIGHS

Kills:..... N/A
Attacks: N/A
Hitting Percentage: N/A
Assists:..... 1 vs. UCLA (1/10)
Aces: 1, 4x, last vs. Mount Olive (2/2)
Digs: N/A
Blocks: N/A

CAREER HIGHS

Kills:..... N/A
Attacks: N/A
Assists:..... 1 vs. UCLA (1/10/13)
Aces: 1, 4x, last vs. Mount Olive (2/2/13)
Digs: N/A
Blocks: N/A



Connor
CURRY

RS-Sophomore
Newport Beach, Calif.

LIBERO



Nick
GOODELL

RS-Sophomore
Ambridge, Pa.

OUTSIDE HITTER

EIVA Defensive Player of the Week (1/14, 1/28) ... Mike Anderson Penn State Player of the Match (2/2) ... led the team with 12 digs vs. UCLA (1/10) ... had a team-best 11 digs vs. Ohio State (1/11) ... tied for first on the team with 12 digs vs. Lewis (1/18) ... tied his career high with 21 digs vs. Harvard (1/26) ... had a match-high nine digs vs. Pfeiffer (2/1).

Mike Anderson Penn State Player of the Match (2/2) ... had one kill and one ace vs. Loyola (1/22) ... had eight kills and two blocks vs. Pfeiffer (2/1) ... had a team-high 13 kills on .632 hitting against Mount Olive (2/2).

2013 SEASON HIGHS

Kills:..... N/A
 Attacks: 1 vs. Loyola (1/22)
 Hitting Percentage: N/A
 Assists: 3 at Hawaii (1/11)
 Aces: N/A
 Digs: 21 vs. Harvard (1/26)
 Blocks: N/A

CAREER HIGHS

Kills:..... N/A
 Attacks: 1, 2x, last vs. Loyola (1/22/13)
 Hitting Percentage: N/A
 Assists: 4, 2x, last vs. Saint Francis (4/21/12)
 Aces: N/A
 Digs: 21, 2x, last vs. Harvard (1/26/13)
 Blocks: N/A

2013 SEASON HIGHS


Kills:..... 13 vs. Mount Olive (2/1)
 Attacks: 21 vs. Pfeiffer (2/2)
 Hitting Percentage:632 (13-1-19) vs. Mount Olive (2/2)
 Assists: N/A
 Aces: 1, 3x, last vs. Mount Olive (2/2)
 Digs: 4 vs. Harvard (1/26)
 Blocks: 2 vs. Pfeiffer (2/1)

CAREER HIGHS

Kills:..... 22 vs. Harvard (4/7/12)
 Attacks: 38 vs. UC Irvine (5/3/12)
 Hitting Percentage:750 (15-0-20) at Harvard (2/17/12)
 Assists: 1, 3x, last at George Mason (3/31/12)
 Aces: 3, 4x, last vs. George Mason (2/25/12)
 Digs: 8, 2x, last vs. Harvard (4/7/12)
 Blocks: 6 vs. Sacred Heart (4/6/12)




Kyle
MARS
Senior
Rochester, N.Y.
OUTSIDE HITTER



Andrew
ROBERTS
Freshman
Grantville, Pa.
OPPOSITE

Mike Anderson Penn State Player of the Match (1/26) ... had three kills vs. Sacred Heart (1/25) ... posted seven kills, six digs and four blocks vs. Harvard (1/26).

2013 SEASON HIGHS

Kills:..... 7 vs. Harvard (1/26)
 Attacks: 20 vs. Harvard (1/26)
 Hitting Percentage: N/A
 Assists:..... N/A
 Aces: N/A
 Digs: 6 vs. Harvard (1/26)
 Blocks: 4 vs. Harvard (1/26)

CAREER HIGHS

Kills:..... 7 vs. Harvard (1/26/13)
 Attacks: 20 vs. Harvard (1/26/13)
 Hitting Percentage:250 (3-1-8) vs. Rutgers-Newark (2/10/12)
 Assists:..... 1, 2x, last vs. Mount Olive (2/3/12)
 Aces: N/A
 Digs: 6 vs. Harvard (1/26/13)
 Blocks: 4 vs. Harvard (1/26/13)

2013 SEASON HIGHS

Kills:..... N/A
 Attacks: N/A
 Hitting Percentage: N/A
 Assists:..... N/A
 Aces: N/A
 Digs: N/A
 Blocks: N/A

CAREER HIGHS

Kills:..... N/A
 Attacks: N/A
 Hitting Percentage: N/A
 Assists:..... N/A
 Aces: N/A
 Digs: N/A
 Blocks: N/A

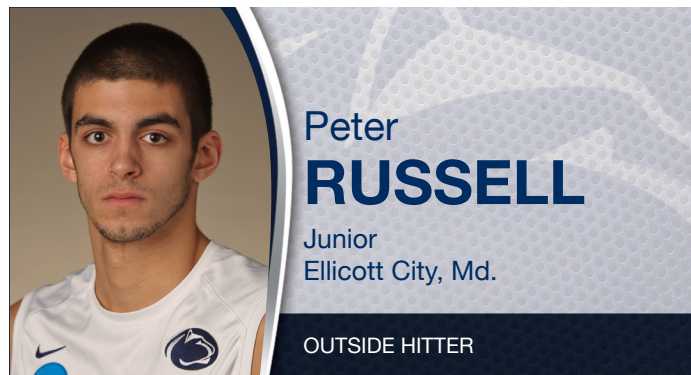


Aaron
RUSSELL

Sophomore
Ellicott City, Md.

MIDDLE HITTER

Off the Block Preseason All-America ... Outrigger Invitational All-Tournament Team ... EIVA Offensive Player of the Week (1/14) ... led the team with 12 kills vs. UCLA (1/10) ... had 17 kills and seven digs at Hawaii (1/11) ... posted a match-high 13 kills and seven digs vs. Ohio State (1/12) ... had nine kills, seven digs and three blocks vs. Lewis (1/18) ... had seven kills vs. Sacred Heart (1/25) ... put down 11 kills vs. Mount Olive (2/2).



Peter
RUSSELL

Junior
Ellicott City, Md.

OUTSIDE HITTER

Mike Anderson Player of the Game (1/22) ... EIVA Offensive Player of the Week (1/28) ... posted nine kills vs. UCLA (1/10) ... had 11 kills against Hawaii (1/11) ... pounded 12 kills against Ohio State (1/12) ... had eight kills and 10 digs vs. Lewis (1/18) ... had a match-high 12 kills and three blocks vs. Harvard (1/26) ... pounded 11 kills and led the team with eight digs vs. Mount Olive (2/2).

2013 SEASON HIGHS

Kills:..... 17 at Hawaii (1/11)
Attacks: 36 at Hawaii (1/11)
Hitting Percentage:529 (11-2-17) vs. Mount Olive (2/2)
Assists:..... 1, 3x, last vs. Mount Olive (2/2)
Aces: 2 vs. Lewis (1/18)
Digs: 8 vs. UCLA (1/10)
Blocks: 3 vs. Lewis (1/18)

CAREER HIGHS

Kills:..... 17 at Hawaii (1/11/13)
Attacks: 36 at Hawaii (1/11/13)
Hitting Percentage: 778 (7-0-9), 2x, last vs. Harvard (2/17/12)
Assists:..... 3 at NJIT (3/23/12)
Aces: 3, 3x, last vs. George Mason (4/28/12)
Digs: 8 vs. UCLA (1/11/13)
Blocks: 8 vs. Sacred Heart (4/6/12)

2013 SEASON HIGHS

Kills:..... 12, 2x, last vs. Harvard (1/26)
Attacks: 31 vs. Harvard (1/26)
Hitting Percentage:667 (10-0-15) vs. Loyola (1/22)
Assists:..... 1, 2x, last vs. Lewis (1/18)
Aces: 3 vs. Loyola (1/22)
Digs: 10 vs. Lewis (1/18)
Blocks: 3, 3x, last vs. Harvard (1/26)

CAREER HIGHS

Kills:..... 12, 2x, last vs. Harvard (1/26/13)
Attacks: 31 vs. Harvard (1/26/13)
Hitting Percentage:667 (10-0-15) vs. Loyola (1/22/13)
Assists:..... 1, 5x, last vs. Lewis (1/18/13)
Aces: 3 vs. Loyola (1/22/13)
Digs: 10 vs. Lewis (1/18/13)
Blocks: 4 vs. Ohio State (3/3/12)




**Nick
TURKO**
Senior
Lewisberry, Pa.
MIDDLE HITTER



**Spencer
Sauter**
Freshman
Woodridge, Ill.
OUTSIDE HITTER

Had a team-best seven blocks at Hawaii (1/11) ... had three aces against Ohio State (1/12) ... had five kills and a team-best four blocks vs. Lewis (1/18) ... posted seven kills in nine swings and a match-high five blocks vs. Loyola (1/22) ... put up three blocks vs. Sacred Heart (1/25) ... had three aces and three blocks vs. Harvard (1/26).

2013 SEASON HIGHS

Kills:.....7 vs. Loyola (1/22)
Attacks: 12 vs. Lewis (1/18)
Hitting Percentage: 1.000 (4-0-4) vs. UCLA (1/10)
Assists: 2 vs. Sacred Heart (1/25)
Aces: 3, 2x, last vs. Harvard (1/26)
Digs: 4 vs. Lewis (1/18)
Blocks: 7 at Hawaii (1/12)

CAREER HIGHS

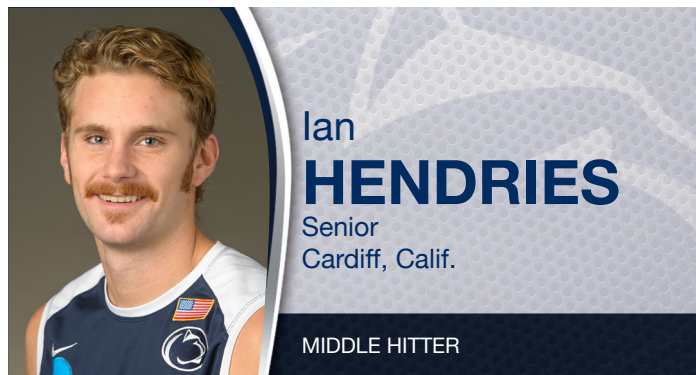
Kills:..... 13 vs. Rutgers-Newark (2/11/11)
Attacks: 18, 4x, last vs. UCSB (3/11/11)
Hitting Percentage: 1.000 (7-0-7) vs. Princeton (5/1/10)
Assists: 2 vs. Sacred Heart (1/25/13)
Aces: 5 vs. Ohio State (3/3/12)
Digs: 4, 2x, last vs. Lewis (1/18/13)
Blocks: 7, 2x, last at Hawaii (1/12/13)

2013 SEASON HIGHS

Kills:..... N/A
Attacks: N/A
Hitting Percentage: N/A
Assists: N/A
Aces: N/A
Digs: N/A
Blocks: N/A

CAREER HIGHS

Kills:..... N/A
Attacks: N/A
Hitting Percentage: N/A
Assists: N/A
Aces: N/A
Digs: N/A
Blocks: N/A



Ian
HENDRIES

Senior
Cardiff, Calif.

MIDDLE HITTER

Led the team with four blocks vs. Harvard (1/26).



Tom
COMFORT

Senior
Orchard Park, N.Y.

OPPOSITE

Mike Anderson Player of the Game (1/18) ... put down eight kills vs. UCLA (1/10) ... second on the team with 15 kills and four blocks at Hawaii (1/11) ... had 10 kills and a team-best four blocks vs. Ohio State (1/12) ... had a match-high 18 kills and 12 digs vs. Lewis (1/18) ... tied for first on the team with 10 kills on .556 hitting with four blocks vs. Loyola (1/22) ... had seven kills vs. Sacred Heart (1/25) ... was second on the team with nin kills vs. Harvard (1/26).

2013 SEASON HIGHS

Kills: 4 vs. Harvard (1/26)
 Attacks: 7 vs. Mount Olive (2/2)
 Hitting Percentage:600 (4-1-5-) vs. Harvard (1/26)
 Assists: N/A
 Aces: 1, 2x, last vs. Mount Olive (2/2)
 Digs: 4 vs. Mount Olive (2/2)
 Blocks: 4 vs. Harvard (1/26)

CAREER HIGHS

Kills: 6, 2x, last at Hawaii (1/14/11)
 Attacks: 11, 2x, last vs. Rutgers-Newark (2/11/11)
 Hitting Percentage:833 (5-0-6) at Saint Francis (2/23/11)
 Assists: 2 at Rutgers-Newark (3/24/12)
 Aces: 2 at Loyola (1/30/10)
 Digs: 4 vs. Mount Olive (2/2/13)
 Blocks: 6, 3x, last at UCLA (3/9/11)

2013 SEASON HIGHS

Kills: 18 vs. Lewis (1/18)
 Attacks: 41 vs. Lewis (1/18)
 Hitting Percentage:556 (10-0-18) vs. Loyola (1/22)
 Assists: 2 vs. Lewis (1/18)
 Aces: 2 at Hawaii (1/11)
 Digs: 12 vs. Lewis (1/18)
 Blocks: 4, 3x, last vs. Loyola (1/22)

CAREER HIGHS

Kills: 21 at Hawaii (1/8/10)
 Attacks: 43 at UCLA (3/9/11)
 Hitting Percentage:600 (7-1-10) vs. Rutgers-Newark (2/10/12)
 Assists: 2 vs. Lewis (1/18/13)
 Aces: 4, 2x, last vs. Ball State (3/18/11)
 Digs: 12 vs. Lewis (1/18/13)
 Blocks: 5 at George Mason (2/26/11)



Matt
KAPUSTA

Junior
Bethel Park, Pa.

OUTSIDE HITTER

Made career debut vs. Sacred Heart (1/25) ... pounded a kill vs. Pfeiffer (2/1).



Scott
KEGERREIS

RS-Junior
Honeybrook, Pa.

OUTSIDE HITTER

Mike Anderson Penn State Player of the Match (2/1) ... posted three kills vs. UCLA (1/10) ... recorded two kills vs. Sacred Heart (1/25) ... had a team-high 11 kills on .769 hitting and six digs vs. Pfeiffer (2/1).

2013 SEASON HIGHS

Kills:..... 1 vs. Pfeiffer (2/1)
 Attacks: 2 vs. Pfeiffer (2/1)
 Hitting Percentage: N/A
 Assists: N/A
 Aces: N/A
 Digs: N/A
 Blocks: N/A

CAREER HIGHS

Kills:..... 1 vs. Pfeiffer (2/1/13)
 Attacks: 2 vs. Pfeiffer (2/1/13)
 Hitting Percentage: N/A
 Assists: N/A
 Aces: N/A
 Digs: N/A
 Blocks: N/A

2013 SEASON HIGHS

Kills:..... 11 vs. Pfeiffer (2/1)
 Attacks: 13 vs. Pfeiffer (2/1)
 Hitting Percentage:769 (11-1-13) vs. Pfeiffer (2/1)
 Assists: N/A
 Aces: 1, 2x, last vs. Pfeiffer (2/1)
 Digs: 6 vs. Pfeiffer (2/1)
 Blocks: N/A

CAREER HIGHS

Kills:..... 14, 2x, last vs. CS-Northridge (2/5/11)
 Attacks: 27, 2x, last vs. CS-Northridge (2/5/11)
 Hitting Percentage:769 (11-1-13) vs. Pfeiffer (2/1/13)
 Assists: 2 vs. Rutgers-Newark (2/11/11)
 Aces: 3 vs. Loyola (1/28/11)
 Digs: 7, 2x, last at IPFW (4/16/11)
 Blocks: 3, 2x, last vs. Loyola (1/28/11)




**Kyle
GREGAN**
Sophomore
Pittsburgh, Pa.
MIDDLE HITTER



**Matt
CALLAWAY**
Freshman
Wheaton, Ill.
MIDDLE HITTER

2013 SEASON HIGHS

Kills:..... N/A
 Attacks: N/A
 Hitting Percentage: N/A
 Assists: N/A
 Aces: N/A
 Digs: N/A
 Blocks: N/A

CAREER HIGHS

Kills:..... 1 vs. Mount Olive (2/3/12)
 Attacks: 1 vs. Mount Olive (2/3/12)
 Hitting Percentage: N/A
 Assists: N/A
 Aces: N/A
 Digs: N/A
 Blocks: 1 vs. Rutgers-Newark (2/10/12)

2013 SEASON HIGHS

Kills:..... N/A
 Attacks: N/A
 Hitting Percentage: N/A
 Assists: N/A
 Aces: N/A
 Digs: N/A
 Blocks: N/A

CAREER HIGHS

Kills:..... N/A
 Attacks: N/A
 Hitting Percentage: N/A
 Assists: N/A
 Aces: N/A
 Digs: N/A
 Blocks: N/A




Matt SEIFERT
 Redshirt-Freshman
 Reading, Pa.

MIDDLE HITTER

Pounded nine kills with two blocks vs. UCLA (1/10) ... had seven kills and five blocks at Hawaii (1/11) ... had six kills and three blocks vs. Ohio State (1/12) ... had seven kills on .400 hitting with three blocks vs. Lewis (1/18) ... pounded six kills in nine swings vs. Loyola (1/22) ... had three aces vs. Sacred Heart (1/25) ... had a match-high five blocks vs. Mount Olive (2/2).

2013 SEASON HIGHS

Kills:.....9 vs. UCLA (1/10)
 Attacks: 15, 2x, last vs. Lewis (1/18)
 Hitting Percentage:556 (6-1-9) vs. Loyola (1/22)
 Assists:.....1 vs. Loyola (1/22)
 Aces: 3 vs. Sacred Heart (1/25)
 Digs:2, 2x, last vs. Ohio State (1/12)
 Blocks: 5, 2x, last vs. Mount Olive (2/2)

CAREER HIGHS

Kills:..... 9 vs. UCLA (1/10/13)
 Attacks: 15, 2x, last vs. Lewis (1/18/13)
 Hitting Percentage:556 (6-1-9) vs. Loyola (1/22/13)
 Assists:..... 1 vs. Loyola (1/22/13)
 Aces: 3 vs. Sacred Heart (1/25/13)
 Digs: 2, 2x, last vs. Ohio State (1/12/13)
 Blocks: 5, 2x, last vs. Mount Olive (2/2/13)