

W WISCONSIN BASKETBALL

24 NCAA TOURNAMENT APPEARANCES ■ 4 FINAL FOURS ■ 21 BIG TEN CHAMPIONSHIPS ■ 21 CONSENSUS ALL-AMERICANS

#11 WISCONSIN BADGERS

RECORD: 17-4, 8-3 BIG TEN



Rankings (AP/Coaches): 11/11
Head Coach: Greg Gard
Record at Wisconsin: 136-74 (7th Season)
Overall Record: 136-74 (7th Season)

VS

PENN STATE NITTANY LIONS

RECORD: 9-9, 4-6 BIG TEN



Rankings (AP/Coaches): --/--
Head Coach: Micah Shrewsberry
Record at ILL: 9-9 (1st season)
Overall Record: 24-57 (3rd season)

SATURDAY, FEB. 5 ■ 5 PM (CT) ■ MADISON, WIS. ■ KOHL CENTER ■ BIG TEN NETWORK

BADGERS LOOK TO START NEW STREAK, EXTEND ANOTHER

- Wisconsin hosts Penn State looking to start a new winning streak and extend another impressive one. The Badgers have won 20 straight home games against the Nittany Lions. Tip is set for 5 p.m. (CT) on BTN.
- Up next, the Badgers travel to No. 13 Michigan State on Tuesday.

FAST BREAK FACTS

- At 17-4, Wisconsin is off to its best start under Greg Gard and best since 2016-17 and has built one of the nation's top resumes:
 - **6** - UW owns the nation's No. 2 strength of record and has played the 2nd-toughest schedule in the NCAA according to ESPN (page 2).
 - **7** - Quad 1 wins, tied for the most in the NCAA. Wisconsin has zero losses outside Quad 1.
 - **8** - wins away from the Kohl Center.
- The Badgers are 10-1 in games decided by 6 or fewer points, most "close" wins in Div. 1.
- Wisconsin is averaging 72.1 ppg, which would be the team's highest mark since 2016-17.
 - UW is averaging 75.5 ppg over the last 11 games, topping 70 in 9 of 1 games.
 - The Badgers are playing at their fastest pace in over 20 years. (more on Page 2)
- Ranked 8th in the nation in scoring at 21.4 ppg, **Johnny Davis** is playing like an All-American. (see Page 3)
 - Davis is the only Big Ten player to lead his team in ppg (21.4), rpg (8.3) and apg (2.5).
 - During conference play, Davis has been even better, leading the Big Ten at 22.4 ppg and ranking 2nd at 9.7 rpg.
 - Davis has posted back-to-back 15-rebound games, becoming the first Badger to do so since 6-11 center Rashard Griffith in 1995.
 - Davis authored arguably the greatest performance in college basketball this season with 37 pts and 14 rebs in a win at No. 3 Purdue (1/3).
- Senior **Brad Davison** is having the best year of his career, ranking 15th in the Big Ten scoring 15.2 ppg. He is 2nd in the B1G shooting 41.9% on 3FGs during conference play. (more Page 5)

- Davison has more than carried the load when needed. Since Dec. 1, Johnny Davis has scored below 19 points just 4x. In those games, Davison averaged 21.8 ppg (56.3% 3FG, 18-for-32).

- Since the Kohl Center opened in 1998, Wisconsin is 332-59 (84.9%), owning the 9th-best home win pct. among all active arenas.
- UW ranks 2nd in the Big Ten shooting 75.9% at the FT line and has *made* 95 more FTs (305) than its foes (210).
- Wisconsin leads the NCAA averaging just 8.3 turnovers per game, a figure that would rank 4th in UW history.
- Wisconsin has 4 double-digit comebacks this season, including 3 second-half comebacks of 10+ points. (more on Page 6)
- In his 7th season as head coach, **Greg Gard** has guided Wisconsin to a 136-74 (.648) record - 77-48 (.616) in Big Ten play. (more Page 5)
 - Gard owns the 7th-highest win percentage of any Big Ten coach of the last 40 years.
 - Including a win at No. 3 Purdue this season, Gard has led UW to 9 top-10 wins, including 6 away from home (4 in true road games).
- Junior **Tyler Wahl** is averaging 14.9 ppg and 7.3 rpg over UW's last 7 games. He is shooting 59.% (40-68) from the field over that stretch.
- Sophomore **Steven Crowl** has made a big jump, averaging 9.0 ppg and 4.4 rpg. He had a total of 8 points and 9 rebounds last season.



The only Big Ten player to lead his team in points, rebounds and assists, Johnny Davis leads the Big Ten averaging 22.4 ppg during conference play.

WISCONSIN'S PROBABLE STARTERS

No.	Name	Pts.	Reb.	Ast.	Of Note
1	JOHNNY DAVIS	21.4	8.3	2.5	Scored 20+ in 12 of 19 games; back-to-back 15-rebound gms
5	TYLER WAHL	11.0	5.8	1.7	Team-high 50.9% FG; Has scored 14+ in 6 of last 7 games
21	STEVEN CROWL	9.0	4.4	1.2	UW is 9-0 when Crowl scores in double figures
23	CHUCKY HEPBURN	7.3	2.1	2.0	1.5 assist-to-turnover ratio (42-28); 13pts (3-5 3FG) at NEB
34	BRAD DAVISON	15.2	4.2	2.0	UW career 3FG leader (278); 21 points (5-8 3FGs) at NEB

2021-22 SCHEDULE

Nov. 9	ST. FRANCIS (NY)	W, 81-58
Nov. 12	GREEN BAY	W, 72-34
Nov. 15	PROVIDENCE*	L, 58-63

MAUI INVITATIONAL - Las Vegas, Nevada

Nov. 22	vs. Texas A&M	W, 69-58
Nov. 23	vs. Houston [12]	W, 65-63
Nov. 24	vs. Saint Mary's	W, 61-55

Dec. 1	at Georgia Tech^	W, 70-66
Dec. 4	MARQUETTE	W, 89-76
Dec. 8	INDIANA	W, 64-59
Dec. 11	at Ohio State [21]	L, 55-73
Dec. 15	NICHOLLS	W, 71-68
Dec. 23	GEORGE MASON	CANCELED
Dec. 29	ILLINOIS STATE	W, 89-85

Jan. 3	at Purdue [3]	W, 74-69
Jan. 6	IOWA	W, 87-78
Jan. 9	at Maryland	W, 70-69
Jan. 13	OHIO STATE [16]	W, 78-68
Jan. 18	at Northwestern	W, 72-76
Jan. 21	MICHIGAN ST. [14]	L, 74-86
Jan. 27	at Nebraska	W, 73-65
Jan. 30	MINNESOTA	W, 66-60

Feb. 2	at Illinois [18]	L, 67-80
Feb. 5	PENN STATE	5 PM
Feb. 8	at Michigan State [13]	6 PM
Feb. 12	RUTGERS	1 PM
Feb. 15	at Indiana	8 PM
Feb. 20	MICHIGAN	NOON
Feb. 23	at Minnesota	8 PM
Feb. 26	at Rutgers	5 PM

March 1	PURDUE [4]	8 PM
March 6	NEBRASKA	1 PM

BIG TEN TOURNAMENT - Indianapolis, Ind.

Mar. 9-13 at Gainbridge Fieldhouse

NCAA TOURNAMENT

Mar. 15-16 First Four
 Mar. 17-20 Rounds 1-2
 Mar. 24-27 Sweet 16 / Elite 8
 April 2-4 Final Four / Championship
 New Orleans

All times listed Central Standard Time

[] AP Top 25 Team Ranking

* Gavitt Tipoff Games

^ Big Ten/ACC Challenge

Home games in BOLD CAPS

FOLLOW THE #BADGERS

TV: BIG TEN NETWORK

App: FoxSports | Online: foxsports.com/live

- Play-by-Play: Dave Revsine
- Analyst: Stephen Bardo

RADIO: BADGER SPORTS NETWORK

App: iHeartRadio | Satellite: SiriusXM 195

- Play-by-Play: Matt Lepay
- Analyst: Mike Lucas

SOCIAL MEDIA: #ONWISCONSIN

- Twitter: @BadgerMBB
- Instagram: badgermbb
- Facebook: /WisconsinMensBasketball
- YouTube: /WisconsinBadgers

CHARTING THE BADGERS

CAREER GAMES PLAYED

	Games	Starts	Cons. Starts
Brad Davison	149	145	145
Tyler Wahl	82	41	3
Johnny Davis	50	19	9
Steven Crowl	33	21	21
Jordan Davis	32	0	0
Carter Gilmore	29	0	0
Ben Carlson	27	2	0
Carter Higginbottom	22	0	0
Chucky Hepburn	21	21	21
Chris Vogt	21	0	0
Lorne Bowman	18	0	0
Jahcobi Neath	13	1	0
Justin Taphorn	9	0	0
Markus Ilver	7	0	0
Isaac Lindsey	5	0	0

DOUBLE-DIGIT POINTS

	Career	'21-22	Cons.
Brad Davison	83 (60-23)	15 (12-3)	0
Johnny Davis	28 (21-7)	19 (16-3)	20
Tyler Wahl	15 (12-3)	10 (8-2)	2
Steven Crowl	9 (9-0)	9 (9-0)	0
Chucky Hepburn	6 (6-0)	6 (6-0)	0
Ben Carlson	1 (1-0)	0 (0-0)	0

20-POINT SCORING GAMES

	Career	'21-22	Cons.
Brad Davison	16 (11-5)	6 (4-2)	0
Johnny Davis	12 (9-3)	12 (9-3)	1
Tyler Wahl	2 (2-0)	2 (2-0)	0
Steven Crowl	1 (1-0)	1 (1-0)	0

30-POINT SCORING GAMES

	Career	'21-22	Cons.
Johnny Davis	2 (2-0)	2 (2-0)	0
Brad Davison	2 (1-1)	0	0

DOUBLE-DIGIT REBOUNDS

	Career	'21-22	Cons.
Tyler Wahl	6 (4-2)	3 (3-0)	0
Johnny Davis	4 (3-1)	4 (3-1)	2
Brad Davison	1 (1-0)	0	0

DOUBLE-DIGIT ASSISTS

	Career	'21-22	Cons.
None Active	--	--	--

DOUBLE-DOUBLES

	Career	'21-22	Cons.
Tyler Wahl	3 (2-1)	1 (1-0)	0
Johnny Davis	4 (3-1)	4 (3-1)	2

AMONG NATION'S BEST RESUMES

Off to a 17-3 start, Wisconsin has put together arguably the nation's top resume.

- Wisconsin owns the nation's No. 6 strength of record and has played the 3rd-toughest schedule in the NCAA according to ESPN.
- According to NET rankings, Wisconsin is 7-4 in Quad 1 games, with ZERO losses outside the first quadrant.
 - UW's 7 Quad 1 wins is tied with Auburn, Baylor, Kansas and Marquette for the most in all of college basketball.
 - UW is 10-4 in Quad 1/2 games this season (7-4 Quad 1, 3-0 Quad 2). Only Auburn, Baylor and Kansas have more (11) Quad 1/2 win.
 - Wisconsin is 17-2 at full strength this season, as 2 of the Badgers 4 losses came without starters: Johnny Davis (vs. Providence) and Tyler Wahl (vs. Michigan State).
- Wisconsin's 8 wins away from home (5 road, 3 neutral) are the most among Big Ten teams and trail only USC (10) and Auburn (9) for most among major conference teams.

GOING ON THE OFFENSIVE

"This is a different Badgers team...This isn't your knockdown, drag-out, rough it up Badgers. They can do that too, but they can also outscore you." - Stephen Bardo, FOX Sports

- The Badgers are averaging 72.1 ppg, which would be the team's highest mark under Gard and the most since averaging 72.4 ppg during the 2016-17 season.
 - UW has won 9 of the last 11 games and improved in almost every offensive category.
- Wisconsin has vastly improved its 3-point shooting over its last 6 games:
 - First 5 Big Ten games: 24.5% (27-for-110)
 - Last 6 Big Ten games: 37.3% (50-for-134)

	First 10	Last 11
PPG	67.2	75.5
FG%	.399	.437
3FG%	.297	.336
FTAs/G	17.8	20.4
Ast/G	9.7	12.8

- According to KenPom.com, the Badgers have an adjusted offensive tempo of 67.1 possessions per game, which would be the team's fastest mark since he began tracking the stat in the 2001-02 season.
 - Dating back to 2002, UW's second-fastest team was the 2005-06 squad that had an adjusted tempo of 65.2.
- To put it another way, 23.2% of UW's initial shot attempts (excluding FGAs off O-Reb.) have come in the first 10 seconds of the shot clock, the team's highest in at least 10 years.
 - Over the last 10 years, UW has only been over 20% in one other season (last season was 21.9%).

ROAD WARRIORS

Wisconsin is 8-2 away from home this season, including an impressive 5-2 mark in true road games.

- UW owns the most true road wins among the Big Ten. In fact, among major conference teams, only USC (10) and Auburn (9) have more road wins than the Badgers.
- Wisconsin won 4 consecutive Big Ten road games for the first time since 2016-17.
- Under Greg Gard, the Badgers own a 37-36 record on the road overall, including 33-29 (.532) in Big Ten games.
 - Only Michigan State and Purdue have a better conference road record than UW since 2016.

Big Ten Road Record, Since 2016

Team	Record	Pct.
Michigan State	35-27	.565
Purdue	35-27	.565
Wisconsin	33-29	.532
Michigan	29-30	.492

- Under Gard, Wisconsin has 7 road wins over ranked teams, including a win at No. 3 Purdue earlier this season.
- UW has already surpassed last season's win total in road/neutral games. The Badgers were 7-8 away from home in 2020-21.

BADGERS CELEBRATING BHM WITH EXCLUSIVE VIRGIL ABLOH LEGACY SHIRTS

As part of our celebration of Black History Month, the Wisconsin men's and women's basketball teams are wearing special shooting shirts designed by the late University of Wisconsin alum Virgil Abloh. A 2003 graduate, Abloh died Nov. 28, 2021, at the age of 41, leaving behind a legacy of inspiration and beauty. As Wisconsin's student-athletes wrote:



"It's impossible to describe the impact Virgil had on our generation's culture... from the music we listen to, to the art we consume, to the clothes we wear. But more importantly, Virgil was an aspirational figure to the young Black community and to an entire generation. On behalf of Badgers everywhere, we mourn the passing of a Badger who changed the world."

In partnership with the Abloh estate, Wisconsin's BHM shirt is a re-issue of Abloh's design for UW-Madison's 2015 "The RED Shirt" tradition. The design features the intersection of Abloh's Off-White collection and the collegiate feel of a campus Abloh described as "the perfect place to go to school."

HERE'S JOHNNY!

“JOHNNY DAVIS IS A LEGIT NATIONAL PLAYER OF THE YEAR CANDIDATE”

A midseason All-American, sophomore standout **Johnny Davis** is having one of the finest seasons in Wisconsin history.

- Davis leads the Big Ten averaging 22.4 ppg during conference play and is 2nd with 9.7 rpg.
- Overall, Davis ranks 8th in the nation and 2nd in the Big Ten averaging 21.4 point per game.
 - Davis is averaging a Big Ten-best 5.1 made free throws per game. Kofi Cockburn and EJ Liddell are second at 4.9.
 - Davis ranks 6th in the Big Ten, shooting 78.2% from the free throw line (97-for-124).
 - He also ranks 11th in the B1G at 1.3 spg.
- Davis' 21.4 scoring average would rank as the 5th-best single effort in school history (page 8).
 - Wisconsin has not had a player average 20 points per game since Michael Finley averaged 20.5 ppg in the 1994-95 season. Coincidentally, Wisconsin will be raising Finley's #24 into the Kohl Center rafters on Feb. 20.
- Davis is the only player in the Big Ten and 1 of 4 major conference players to lead his team in points (21.4 ppg), rebounds (8.3 rpg) and assists (2.5 apg).
 - Davis also leads the Badgers with 1.3 steals per game and ranks 3rd with 11 blocks.
- Davis has scored 20+ in 12 of 19 games.
 - Earlier this season, Davis became the first Badger to score 20+ points in 6 straight games since Alando Tucker in 2007.
 - Davis scored at least 15 points in the first 13 games of the season -- just the 2nd Badger in the last 20 seasons to do so. Devin Harris (15 straight in 2003-04) is the only other.
- In 6 games against ranked opponents this season, Davis is averaging 25.3 ppg and 9.0 rpg:
 - 37 at Purdue (3)
 - 14 vs. OSU (16)
 - 30 vs. Houston (12)
 - 25 vs. MSU (14)
 - 24 at OSU (21)
 - 22 at Illinois (18)

www.wisc.edu/HeresJohnny

DAVIS MIDSEASON RESUME

- Midseason All-American (Sporting News and The Athletic)
- Jerry West Award Top 10
- Wooden Award Late Season Top 20
- Lute Olson Award Midseason Watch List
- Midseason No. 1 Player of the Year (Bleacher Report)
- Maui Invitational MVP
- Big Ten Player of the Week (2x)
- Naismith Player of the Week (1/10)
- Oscar Robertson Player of the Week (1/11)

SIGNATURE PERFORMANCES

- 37 pts, 14 rebs at #3 Purdue (Jan. 3)
- 30 pts (4-7 3s) vs. #12 Houston (Nov. 23)
- 27 pts (4-5 3s), 8 rebs at N'western (Jan. 18)
- 26 pts, 9 reb, 5 ast vs. Iowa (Jan. 6)
- 25 pts vs. Marquette (Dec. 4)

- Averaging 8.3 rpg (9.7 in Big Ten play), Davis has been incredible on the glass:
 - Davis has 4 double-doubles, including back-to-back 15-rebound efforts in the last 2 games. He is the first Badger with consecutive 15-rebound games since 6-11 center Rashard Griffith in 1995.
 - Ethan Happ (10.1 in 2019 & 9.0 in 2017) is the only other Badger to averaged at least 8.3 rpg in the last 20 years.

WISCONSIN'S ALL-AMERICANS

Wisconsin has had 5 All-Americans in the last 20 years. **Johnny Davis** is out-scoring all of them.

	Player	PPG	RPG	APG
2004	Devin Harris	19.5	4.3	4.4
2007	Alando Tucker	19.9	5.4	2.0
2011	Jordan Taylor	18.1	4.1	4.7
2015	Frank Kaminsky	18.8	8.2	2.6
2019	Ethan Happ	17.3	10.1	4.5
2022	Johnny Davis	21.4	8.3	2.5

- In scoring 37 points at Purdue, Davis posted:
 - The most points by a Badger since Frank Kaminsky scored a school-record 43 points vs. North Dakota on Nov. 19, 2013.
 - The 3rd-highest total in a road game in school history (Michael Finley, 42 at Eastern Michigan 12/10/94; Jordan Taylor, 39 at Indiana 3/3/11).
 - Davis is the first player to lead his team in pts, rebs, asts, blks and stls in a road win over an AP top 5 team since Wake Forest's Tim Duncan did so in a win at No. 5 Maryland on Feb. 1, 1997.
- After averaging 7.0 ppg as a freshman last season, Davis has improved his scoring average to 21.4 ppg, an increase of 14.4 ppg. That ranks as the 2nd-largest jump in the Big Ten, trailing only Iowa's Keegan Murray (15.1 ppg increase).
- The Maui Invitational MVP, Davis averaged 23.7 ppg and 6.7 rpg, highlighted by a 30-point game vs. #12 Houston (11/23).



WHAT THEY'RE SAYING ABOUT JOHNNY DAVIS

“He’s the clear riser in this class and the **favorite for the National Player of the Year award**. Wisconsin counts on him to be its central figure every single night, and he delivers.”
- Sam Vecenie (The Athletic)

“Arguably the greatest story in college basketball: ‘The Johnny Davis Show’ ... Johnny Davis looks like a **First-Team All-American, perhaps a National Player of the Year**, and a future lottery pick in the NBA Draft.”
- Gary Parrish (CBS)

“Johnny Davis with one of the best individual performances we’ve seen in a long time in the Big Ten. **Might be the Wooden Award frontrunner.**”
- Jeff Borzello (ESPN)

“Johnny Davis is a **first-team All-American** and is THE breakout player in America.”
- Matt Norlander (CBS)

“No one has meant more to their team thus far than Johnny Davis. **Player of the Year Frontrunner.**”
- Jeff Goodman (Stadium)

“He’s the definition of a two-way player. He’s giving the same amount of effort on the defensive end ... and then offensively, it speaks for itself. **He’s a fabulous player.**”
- Matt Painter (Head Coach, Purdue)

“I don’t think there’s any question he’s moved into the discussion of First-Team All-American, Big Ten Player of the Year, or **National Player of the Year.**”
- Steve Lavin (Fox Sports)

SITUATIONAL RECORDS

	2021-22	Under Gard
Ahead at the half	14-0	110-14
Behind at the half	4-3	23-54
Tied at the half	0-0	3-5
FG% of .450 or more	7-0	74-12
FG% less than .450	10-4	61-62
Better FG% than opp.	9-0	108-13
Worse FG% than opp.	7-4	27-59
Same FG% as opp.	1-0	1-2
Opp. FG% less than 45%	11-1	105-27
3FG% of 40% or more	6-1	63-9
3FG% less than 40%	11-3	71-65
Try more than 20 3FGs	11-4	76-45
Try 20 or fewer 3FGs	6-0	59-28
Make at least 70% FT	13-3	85-32
Try at least 20 FTs	8-0	59-14
Try fewer than 20 FTs	9-4	74-59
Out-rebound opponent	10-1	83-21
Tied or out-rebounded	7-3	52-53
Same or fewer TOs than opp.	16-4	104-44
More TOs than opp.	1-0	31-30
Commit fewer than 12 TOs	17-3	105-44
Commit 12 or more TOs	1-0	31-28
Score fewer than 50 pts.	0-0	1-2
Score 50-59 points	0-2	6-32
Score 60-69 points	5-1	43-26
Score 70-79 points	7-1	48-11
Score 80-89 points	5-0	30-3
Score 90 or more pts.	0-0	7-0
Allow fewer than 50 pts.	1-0	20-1
Allow 50-59 pts.	4-0	42-6
Allow 60-69 pts.	8-1	53-26
Allow 70-79 pts.	3-1	17-27
Allow 80-89 pts.	1-2	3-13
Allow 90 or more pts.	0-0	0-1
Overtime	0-0	7-5
vs. AP Top 25 opponents	3-3	24-38
vs. AP Top 25 opp. at home	0-1	11-10
Home games	9-2	81-22
Road games	5-2	37-36
Neutral site games	3-0	18-16
Day games	6-1	45-24
Night games	11-3	90-50

GAMES DECIDED BY

3 points or less	3-0	16-10
4-5 points	4-1	19-16
6-10 points	6-0	32-19
11-19 points	2-3	37-24
20 or more points	2-0	32-3

TELEVISED GAMES

CBS	0-0	10-10
CBS Sports Network	0-0	0-1
FOX	1-0	3-5
FS1	1-2	12-13
ESPN	2-0	15-12
ESPN2	3-0	13-11
ESPNU	0-0	1-2
ESPN+	0-0	3-1
Big Ten Network	8-2	69-16
Big Ten Plus	2-0	4-0
TBS	0-0	0-3
TNT	0-0	2-0

ALL-TIME VS. PENN STATE

Saturday's game against the Nittany Lions marks the 52nd meeting between Wisconsin and Penn State. UW owns a 40-11 edge in the all-time series.

- UW has won 15 of the last 16 and 28 of the last 31 meetings with PSU dating back to 2004.
- Wisconsin has won 20 straight home games against Penn State, including a mark of 17-0 all-time at the Kohl Center.
 - The Lions' last win in Madison was a 78-67 win at the UW Field House on Jan. 26, 1995.
 - The Badgers' last 7 home wins over PSU have come by an average of 13.3 ppg.
- The Badgers took 2 of 3 from the Nittany Lions last season, including a win in the 2021 Big Ten Tournament. PSU's win in State College snapped Wisconsin's 13-game win streak in the series. PSU earned its first win over UW since a 36-33 win in the 2011 Big Ten Tournament.
 - The Badgers' 13-game win streak over PSU matched UW's longest over a B1G opponent. UW also beat PSU 12 straight from 2004-10.
- Wisconsin has won 26 of its last 27 games against Penn State when scoring at least 60 points. The only loss came last season in State College. Prior to that, UW's last loss to PSU when scoring at least 60 was a 76-61 setback in 2000 under head coach Dick Bennett.
- **Johnny Davis** is averaging 10.7 ppg in 3 career games against Penn State, including a 17-point effort in last season's home win. He is 5-for-5 from 3-point range against the Nittany Lions.
- In his last 6 games vs. PSU, **Brad Davison** is averaging 11.2 ppg and 6.7 rpg.
 - Davison has scored in double figures 4 times against PSU and grabbed a career-high 13 rebounds in 2020 game with the Nittany Lions.
- Badgers' assistant coach **Sharif Chambliss** played 3 seasons at Penn State (2001-03) before transferring to UW for his senior season in 2005. Chambliss was the Nittany Lions leading scorer in both 2002 and 2003, scoring 851 points in his 3 seasons in State College.

LAST TIME OUT

#18 ILLINOIS 80, #11 WISCONSIN 67
Feb. 2 | State Farm Center | Champaign, Ill.

- Wisconsin couldn't overcome cold shooting from outside in an 80-67 loss at No. 18 Illinois.
- The Badgers were 0-for-9 in the first half and finished 3-for-24 (12.5%) from 3-point range. UW did go 23-44 (52.3%) from 2-point range and 12-15 at the FT line.
- UW out-rebounded Illinois, 38-36, including 12-8 on the offensive glass.
- **Johnny Davis** led the Badgers with 22 points and 15 rebounds (matching his career high).
 - Davis has had 15 rebounds in back-to-back games and has 4 double-doubles this season.
- **Tyler Wahl** scored 14 points with 6 rebounds.
- **Lorne Bowman** chipped in 7 points off the bench, his second-highest mark of the season, and most since scoring 9 in the season-opener.

HISTORY VS. PENN STATE

- Overall: WIS leads, 41-11
- In Madison: WIS leads, 21-2
- Gard vs. PSU: 8-1
- Active Streak: UW won last 2



LAST 25 MEETINGS (UW leads 22-3)

Date	Rank	Result	Score	Location
1/15/08	17/--	W	80-55	Univ. Park.
3/5/08	10/--	W	77-41	Madison
1/3/09	--/--	W	65-61	Madison
2/8/09	--/--	W	54-44	Univ. Park.
1/3/10	23/--	W	63-46	Univ. Park.
1/24/10	18/--	W	79-71+	Madison
1/29/11	17/--	L	52-56	Univ. Park
2/20/11	10/--	W	76-66	Madison
3/11/11	13/--	L	33-36*	Indianapolis
1/31/12	19/--	W	52-46	Univ. Park
2/19/12	15/--	W	65-55	Madison
1/3/13	--/--	W	60-51	Madison
3/10/13	22/--	W	63-60	Univ. Park
3/2/14	14/--	W	71-66	Univ. Park
12/31/14	4/--	W	89-72	Madison
2/18/15	5/--	W	55-47	Univ. Park
1/21/16	--/--	W	66-60	Univ. Park
1/24/17	--/--	W	82-55	Madison
12/4/17	--/--	W	64-63	Univ. Park
1/6/19	--/--	W	71-52	Univ. Park
3/2/19	19/--	W	61-57	Madison
1/11/20	--/20	W	58-49	Univ. Park
1/30/21	14/--	L	71-81	Univ. Park
2/2/21	19/--	W	72-56	Madison
3/11/21	--/--	W	75-74*	Indianapolis

+ overtime
* Big Ten Tournament

LAST MEETING

WISCONSIN 75, PENN STATE 74

March 11, 2021 | Indianapolis | Lucas Oil Stadium

- No. 6 seed Wisconsin slipped past No. 11 Penn State in the opening round of the 2021 Big Ten Tournament, 75-74.
- The Badgers led by 18 in the second half, but had to fend off a furious rally from the Nittany Lions. Leading by 1 in the closing seconds, UW's Nate Reuvers deflected a pass and **Brad Davison** grabbed the loose ball and called a timeout with 0.3 seconds remaining to secure the win.
- The Badgers went 12-for-23 (52.2%) from 3-point range. The 12 triples and 52.5% both matched the 2nd-best BTT performances in school history.
- The Badgers dished out 18 assists and turned the ball over just 8 times.
- UW went 13-for-15 at the free throw line.
- Senior Aleem Ford led the Badgers with a season-high 17 points, knocking down a career-high 5 3-pointers (5-for-6).
- Senior D'Mitrik Trice tied his career high and the Badgers' Big Ten tournament record with 9 assists. He turned it over just 2 times in 31 minutes.
- **Davison** finished with 15 points (3-7 3FGs and 6-6 FTs) and 5 assists.
- Freshman **Johnny Davis** scored 10 points.

CHARTING THE BADGERS

LED UW IN SCORING

	2021-22	Career
Brad Davison	5 (4-1)	30 (23-7)
Johnny Davis	13 (10-3)	15 (12-3)
Steven Crowl	2 (2-0)	2 (2-0)
Tyler Wahl	1 (1-0)	2 (2-0)

LED UW IN REBOUNDING

	2021-22	Career
Johnny Davis	11 (8-3)	17 (12-5)
Tyler Wahl	4 (4-0)	13 (8-5)
Brad Davison	1 (0-1)	9 (4-5)
Steven Crowl	4 (4-0)	4 (3-0)
Chris Vogt	3 (3-0)	3 (3-0)
Ben Carlson	1 (1-0)	1 (1-0)
Jahcobi Neath	1 (1-0)	1 (1-0)

LED UW IN ASSISTS

	2021-22	Career
Brad Davison	10 (10-0)	39 (23-16)
Johnny Davis	10 (7-3)	13 (9-4)
Tyler Wahl	6 (6-0)	10 (9-1)
Chucky Hepburn	8 (6-2)	8 (6-2)
Steven Crowl	4 (3-1)	4 (3-1)
Lorne Bowman	1 (1-0)	1 (1-0)
Jahcobi Neath	1 (1-0)	1 (1-0)
Chris Vogt	1 (1-0)	1 (1-0)

LED UW IN MINUTES

	2021-22	Career
Brad Davison	10 (8-2)	50 (37-13)
Johnny Davis	9 (7-2)	9 (7-2)
Tyler Wahl	4 (3-1)	4 (3-1)
Chucky Hepburn	1 (1-0)	1 (1-0)

Record in those contests in parentheses

2021-22 LINEUP RECORD

Hepburn, Davison, Davis, Wahl, Crowl	16-2
Hepburn, Davison, Neath, Wahl, Crowl	1-0
Hepburn, Davison, Davis, Carlson, Crowl	0-1
Hepburn, Davison, Wahl, Carlson, Crowl	0-1

ACTIVE WIN/LOSS STREAKS

Overall	Lost 1
Vs. Unranked teams (AP)	Won 12
Vs. Ranked teams (AP)	Loss 2
At Home	Won 1
At Home vs. Big Ten	Won 1
At Home vs. ranked Big Ten	Loss 1
At Home vs. unranked Big Ten	Won 8
At Home vs. non-conference	Won 3
At Home vs. ranked opp.	Loss 1
On Road	Lost 1
On Road vs. Big Ten	Lost 1
On Road vs. ranked opp.	Lost 1
On Road vs. unranked opp.	Won 6
Neutral	Won 3
Neutral vs. ranked opp.	Won 1
Neutral vs. unranked opp.	Won 4

BIG TEN BEASTS

Over the last 20 seasons, Wisconsin has been one of the Big Ten's best programs.

- Wisconsin has won 5 Big Ten regular season titles since 2000 (2002, 2003, 2008, 2015 and 2020), trailing only Michigan State (8) for the most titles during that span.
 - Overall, UW has 19 Big Ten titles, trailing only Purdue (24), Indiana (22) and Ohio State (20).
- Wisconsin has won 12+ B1G games in 10 of last 12 seasons, the most of any Big Ten team.
- UW has posted double-digit B1G wins in 18 of the last 20 years. The only team to do so.
- Since 2001-02 when Bo Ryan and Greg Gard arrived in Madison, UW has the most Big Ten wins and best win pct. at 250-116 (.683).

Big Ten Win Pct., Since 2001-02 (thru 1/27/22)

Team	W-L	Pct.
1. Wisconsin	249-115	.683
2. Michigan State	247-117	.679
3. Ohio State	226-137	.623
4. Maryland	85-58	.594
5. Purdue	214-151	.586

GARD'S GUIDANCE

"Greg Gard is sitting at that table for National Coach of the Year." - Matt Norlander (CBS), Jan. 7, 2022

In his 7th season as head coach, **Greg Gard** has guided the Badgers to one of their best starts. That's just the latest line on a resume that stacks up among the Big Ten's best of the last 40 years.

- Gard has guided the Badgers to a record of 136-74 (.648), the 4th-highest win total and 3rd-highest win percentage in UW annals.

Best Win Pct, Wisconsin Coaches (min. 50 wins)

Coach (School, Years)	Record	Pct.
1. Bo Ryan (2002-15)	364-130	.737
2. Walter Meanwell (1912-17, '21-34)	246-99	.712
3. Greg Gard (2016-present)	136-74	.648
4. Dick Bennett (1996-2000)	94-68	.580
5. Bud Foster (1935-59)	265-267	.498

- With a conference record of 76-48, Gard's .613 win percentage ranks 7th among Big Ten coaches of the last 40 years (since 1980).

Best Win Pct, B1G Coaches w/ 50+ Wins (since 1980)

Coach (School, Years)	Record	Pct.
1. Bo Ryan, WIS (2002-15)	172-68	.717
2. Bob Knight, IND (1972-2000)	353-151	.700
3. Tom Izzo, MSU (1995-)	319-145	.688
4. Thad Matta, OSU (2005-17)	150-78	.658
5. Mark Turgeon, MD (2015-21)	90-50	.643
6. Matt Painter, PUR (2005-)	188-112	.627
7. Greg Gard, WIS (2016-)	77-48	.613
8. Gene Keady, PUR (1981-05)	265-169	.611

(thru games played Feb. 3, 2022)

DAVISON BECOMING A LEGEND

Senior **Brad Davison** is back for a 5th season and enjoying the best season of a career that is shaping up to be one of the best in Wisconsin Basketball history.

- Davison is 1 of just 4 players in Wisconsin history to accumulate 1,500 points, 500 rebounds and 300 assists, joining Michael Finley, Nigel Hayes and Ethan Happ.
- With 5 3-pointers at Nebraska (1/27), Davison become Wisconsin's all-time 3-point leader. Davison now has 278 3FGs, surpassing Bronson Koenig (270) on the all-time chart.
- A Big Ten Co-Player of the Week (12/6), Davison is enjoying his finest offensive season, ranked 2nd on UW and 15th in the Big Ten avg 15.2 ppg.
 - He leads UW with a 2.2 assist-to-turnover ratio, Davison has 43 assists to 20 turnovers.
- Davison has more than carried his weight this season. Since Dec. 1, Johnny Davis has scored below 19 points just 4 times. In those games, Davison averaged 21.8 ppg, shooting 56.3% from 3-point range (18-for-32).
- Davison is 2nd in the Big Ten shooting 41.9% (31-74) from 3-point range during conference play, averaging 2.8 makes triples per game.
- On the season, Davison is 3rd in the Big Ten averaging a career-best 2.7 triples per contest.
- Davison already has six 20-point games this season, most recently scoring 21 points at Nebraska (1/27). It's just the latest in a career full of signature performances:

DAVISON'S TOP-5 SCORING OUTINGS

- 30 pts (8 3s) at Nebraska in 2020
- 30 pts (7 3s) vs Michigan State in 2018
- 29 pts (5 3s) vs. N. Carolina in 2021 NCAAAs
- 27 pts (5 3s) at Georgia Tech on Dec. 1, 2021**
- 26 pts (6 3s) at Western Kentucky in 2019
- He's 2nd in the B1G shooting 86.1% (68-79) FT.
- For his career, Davison ranks 5th in UW history shooting 83.7% at the charity stripe.
- Davison has been an ironman during his Wisconsin career, appearing in all 149 games he has been eligible (145 straight starts).

- Davison has now climbed up to 8th place on Wisconsin's all-time scoring list and needs 54 points to pass Rick Olson to move into 7th:

CAREER POINTS

6.	1,745	Claude Gregory	1978-81
7.	1,736	Rick Olson	1983-86
8.	1,683	Brad Davison	2017-present
9.	1,545	Trent Jackson	1986-89
10.	1,533	Jordan Taylor	2009-12

- Davison also ranks in UW's career annals for:
 - 1st - Games Started (145)
 - 1st - 3-Pt Field Goals (278)
 - 1st - 3-Pt Field Goal Att. (761)
 - 2nd - Minutes Played (4,723)
 - T-4th - Free Throw % (.837, 365-436)
 - 10th - Assists (317)
 - 10th - Steals (148)

2021-22 BIG TEN STANDINGS

Team	Conf.	Overall
Illinois (#18)	9-2	16-5
Michigan State (#13)	8-2	17-4
Purdue (#4)	8-3	19-3
Wisconsin (#11)	8-3	17-4
Ohio State (#16)	6-3	13-5
Indiana (RV)	7-4	16-5
Michigan	5-4	11-8
Rutgers	6-5	12-9
Iowa (RV)	4-6	14-7
Penn State	4-6	9-9
Maryland	3-8	11-11
Northwestern	3-8	10-10
Minnesota	2-8	11-8
Nebraska	0-11	6-16

RECORDS THRU FEB. 3, 2022

AP TOP 25 (WEEK 13 - 1/31/21)

Team	Record	Points
1 Auburn (49)	20-1	1508
2 Gonzaga (12)	17-2	1475
3 UCLA	16-2	1338
4 Purdue	18-3	1282
5 Kentucky	17-4	1195
6 Houston	18-2	1164
7 Arizona	17-2	1159
8 Baylor	18-3	1141
9 Duke	17-3	1107
10 Kansas	17-3	1014
11 Wisconsin	17-3	938
12 Villanova	16-5	807
13 Michigan State	16-4	751
14 Texas Tech	16-5	741
15 Providence	18-2	709
16 Ohio State	13-5	548
17 UConn	15-4	483
18 Illinois	15-5	445
19 USC	18-3	337
20 Iowa State	16-5	324
21 Xavier	15-5	255
22 Tennessee	14-6	234
23 Texas	16-5	203
24 Marquette	15-7	188
25 LSU	16-5	180

Others receiving votes: Alabama 97, Murray State 42, Saint Mary's 32, Boise State 32, Miami 29, Indiana 22, Davidson 10, Arkansas 7, Iowa 6, Iona 6, TCU 4, Loyola Chicago 4, Notre Dame 4, Colorado State 3, Toledo 1

ALL-TOURNEY TYLER

"Tyler Wahl is one of the best defenders in the country. The box score doesn't truly indicate his value." - Jay Bilas, ESPN

- Wahl had ESPN's Jay Bilas singing his praises after an All-Tournament Team performance during the Maui Invitational in Las Vegas.
 - In 3 games, Wahl averaged 11.0 ppg (18 pts and 4 blk in championship game), plus 5.3 rpg.
- More recent, Wahl has found his scoring stride, scoring in double figures 8 of his last 10 games. That includes a career-high 21 points to lead UW to a win at Maryland (1/9), followed up by another 20-point, 7-rebound, 6-assist performance vs. #16 Ohio State (1/13).
 - They were the first 20-pt games of his career.
- He did not play vs. Michigan St (1/21) - injury.

■ On the year, Wahl ranks 3rd on the team in scoring (11.0 ppg) and 2nd in rebounding (5.8 rpg). He leads the team shooting 50.9% FG.

■ With 18 blocks this season, Wahl leads UW and ranks 15th in the B1G averaging 0.9 bpg.

■ Wahl has improved in each of his 3 seasons:

Wahl Year-by-Year

Year	PPG	RPG	FG%	FT%
2019	2.6	2.6	.430	.389
2020	5.2	4.3	.436	.567
2021	11.0	5.8	.509	.708

BATTLE-BACK BADGERS

"Hopefully nobody left early. If they did, that will teach them not to give up on this team."

Those were the words from head coach **Greg Gard** after the Badgers' historic 22-point comeback win over Indiana. Wisconsin has shown an impressive resiliency all season long.

- UW has won 4 games when trailing by double digits this season, including 3 second-half comebacks of 10+ points.
 - UW has 3 second-half, double-digit comebacks for the first time in the same season since 1999-00. That year, UW came back from 15 (vs. ILL), 13 (at IOWA) and 12 points (vs. IND).
- Against Indiana, Wisconsin was down by as many as 22 points, including 18 in the second half before pulling out a 64-59 win.
 - UW's 22-pt comeback matched the largest in school history. UW also erased a 22-point deficit in an 82-81 OT win vs. Ohio State in 1976.
 - In that game, the Badgers also equaled the team's greatest 2nd-half comeback (18).

- UW trailed Nicholls by 12 points with 18:40 left in the 2nd half before winning, 71-68.
- In the Maui Invitational championship game, the Badgers trailed Saint Mary's by 10 (37-27) with ~16:00 left before claiming a 61-55 win.
- Wisconsin trailed Texas A&M by 16 (26-10) in the first half, before putting together a 51-9 run to storm back for a 69-58 win.

TOP-10 TAKEDOWNS

Wisconsin's win at No. 3 Purdue (1/3) was just the latest in a long line of top-10 takedowns under head coach Greg Gard.

- UW has 9 wins over top-10 teams under Gard, including 6 away from home (4 on the road):

Wins Over Top-10 Opponents Under Greg Gard

Opponent	Score	Date
#3 at Purdue	74-69	1/3/22
#5 at Ohio State	61-57	1/3/20
#2 Michigan	64-54	1/19/19
#6 Purdue	57-53	2/14/18
#1 vs. Villanova (NCAA)	65-62	3/18/17
#9 vs. Xavier (NCAA)	66-63	3/20/16
#8 at Iowa	67-59	2/24/16
#2 at Maryland	70-57	2/13/16
#4 Michigan State	77-76	1/17/16

BY ANY MEANS NECESSARY

Wisconsin is off to its best start in years and has done so by winning in a variety of ways.

- **Wire-to-wire:** Never trailed vs. Ohio State or Houston and led for the final 38:05 vs. Iowa.
- **Rally from behind:** Matched the largest comeback in school history by erasing a 22-point deficit vs. Indiana, plus a 16-point hole vs. Texas A&M, 12-point deficit vs. Nicholls, 10-point deficit against Saint Mary's and a 7-point second-half deficit at Purdue.
- **Win big:** Double-digit wins over Ohio State (10), Marquette (13) and Texas A&M (11).
- **Win close:** 10-1 in games decided by 6 or fewer points.
- **Win with offense:** UW scored over 80 in wins against Marquette, Iowa and Northwestern an 78 points vs. OSU.
- **Win with defense:** UW held Indiana, Saint Mary's and Texas A&M under 60 points.

CHUCKY AT THE POINT

"Chucky brings a vision and a feel to the floor that we've only had with a few guys the 20 years I've been here...He's a natural at it." - Greg Gard

- True freshman point guard **Chucky Hepburn** has proven to be wise beyond his years, starting every game for the Badgers this season.
- In fact, Hepburn became the first true freshman to start in a season opener for Wisconsin since Devin Harris in 2001-02.
 - He became just the 5th UW freshman to score in double figures (13pts) in the season opener since 2000.
- Hepburn is maintaining a 1.5 assist-to-turnover ratio with 42 dimes and 28 turnovers.
- Since 2010, Hepburn trails only Josh Gasser and D'Mitrik Trice for the best assist-to-turnover ratio by a Badger in his freshman season.

ASSIST-TO-TURNOVER RATIO IN FIRST SEASON (min. 30 ast)

Player (Years)	Ast	TO	Ratio
1. Josh Gasser (2010-11)	75	30	2.5
2. D'Mitrik Trice (2016-17)	63	37	1.7
3. Chucky Hepburn (2021-22)	42	28	1.5
4. Brad Davison (2017-18)	83	59	1.4

- Named Big Ten Co-Freshman of the Week (12/6), Hepburn leads the team lead in steals (25) and ranks 3rd for UW in assists (42).
 - Hepburn is 78.8% (26-33) at the FT line.
- He's scored double figures 6x this season, including a career-high 15pts vs. Marquette (12/4) and 14 points at Northwestern (1/18).

CROWL COMING ON

Playing 12 games and a total of 39 minutes last season, sophomore forward **Steven Crowl** has started all 21 games this season, continuing to develop and grow his game with experience.

- Crowl has reached double-figure scoring in 3 of the last 5 games for Wisconsin. He's scored 9+ points in 7 of the last 8 games.
- Wisconsin is 9-0 in games this season when Crowl scores in double figures.
- Crowl ranks 2nd for UW shooting 47.7% FG. In Big Ten play, he's at 50.7% FG (35-69).
- Crowl scored a season-high 21 points vs. Illinois State (12/29), shooting 7-for-8 FG (2-2 3FG). He also grabbed 7 rebounds that game.

MAUI INVITATIONAL CHAMPS

Wisconsin claimed its first-ever Maui Invitational championship last week in Las Vegas. UW became the first Big Ten school to win the Maui Invitational since Illinois in 2012.

- **Johnny Davis** was named tournament MVP after averaging 23.7 ppg and 6.7 rpg.
- **Tyler Wahl** averaged 11.0 ppg and 5.3 rpg to earn All-Tournament honors.

WISCONSIN 69, TEXAS A&M 58

- Trailing by as many as 16 in the first half, UW used two big runs of 15-1 and 15-3 to take the lead never look back in the win.
- Davis tallied a career-high 20 points and 9 rebounds, with Davison adding 19 points (6-6 FT) and 7 rebounds.

WISCONSIN 65, #12 HOUSTON 63

- Wisconsin jumped to a 13-0 lead and shot a season-high 49.6% FG (57.1% in 1H). The Badgers turned it over just 9 times. Houston entered averaging 17.0 forced TOs per game.
- UW held Houston to just 20 first-half points.
- Davis scored a then-career-high 30 points, while Davison and Wahl each added 9 points.

WISCONSIN 61, SAINT MARY'S 55

- UW erased a 10-point second-half deficit (37-27 with 15:58 left).
- Davis had 20 points and 7 rebounds, while Tyler Wahl added a career-high 18 points, 5 rebounds and 4 blocks.

NEW FACES, NEW PLACES

Wisconsin has plenty of new faces, plus familiar ones in new places, that are making their mark:

- UW's roster features 12 underclassmen, tied with Nebraska for most in the Big Ten. It marks UW's largest group of underclassmen in at least 20 years (going back to 2001-02).
- Freshman G **Chucky Hepburn** became the first true freshman to start in a season opener for Wisconsin since Devin Harris in 2001-02.
 - He also became just the 5th UW freshman to score in double figures (13 points) in the season opener since 2000.
- Sophomore G **Johnny Davis**, a starter for the first time in his career, is the only player in the Big Ten leading his team in points (21.4 ppg), rebounds (8.3 rpg) and assists (2.5 apg). Davis also ranks 2nd for the team lead in steals (24).
- Sophomore F **Steven Crowl** played 12 games and a total of 39 minutes last season. Having started every game this season, he's averaging 9.0 points and 4.4 rebounds per game.
- 4 different Badgers have made their first career start this season: **Chucky Hepburn**, **Ben Carlson**, **Steven Crowl** and **Johnny Davis**.
- Transfer **Jahcobi Neath** made his first start as a Badger vs. Nicholls State (12/15), tallying 9 pts (3-6 FG, 1-1 3FG), 7 reb and 2 ast.

WINNING AT WISCONSIN

With a record of 17-4, the Badgers are nearing the 20-win mark this season. Since 2003, Wisconsin has won at least 20 games in 16 of 19 seasons, including a school-record 36 wins in 2014-15.

Greg Gard has four 20-win seasons on his ledger with a high of 27 wins in 2016-17, a mark that ranks 5th in UW history.

Wisconsin Record Book, Single-Season Wins

1.	36	2014-15	10.	24	2002-03
2.	31	2007-08		24	2009-10
3.	30	2006-07	12.	23	2012-12
	30	2013-14		23	2018-19
5.	27	2016-17	14.	22	2015-16
6.	26	2011-12		22	1998-99
7.	25	2004-05		22	1999-00
8.	25	2010-11	17.	21	2019-20
	25	2003-04	18.	20	1915-16
				20	2040-41

BADGERS' ATTENDANCE IS BIG

- This season, the Badgers have played in front of an average of 16,149 fans at their home games this season. That leads the Big Ten and ranks 7th nationally.
- Including the last season in which fans were allowed (2019-20), Wisconsin has led the Big Ten in attendance in 14 of the last 18 seasons and has finished among the nation's top 7 in each of the last 20 years.

UW Attendance (Kohl Center era: 1998-2022)

Year	Average	B1G Rank	NCAA
1997-98*	13,335	7th	22nd
1998-99	15,770	2nd	10th
1999-00	16,163	3rd	11th
2000-01	16,811	2nd	7th
2001-02	15,528	3rd	6th
2002-03	16,930	1st	6th
2003-04	17,142	1st	6th
2004-05	17,142	1st	5th
2005-06	17,142	1st	7th
2006-07	17,190	2nd	7th
2007-08	17,190	1st	7th
2008-09	17,230	1st	6th
2009-10	17,230	1st	6th
2010-11	17,230	1st	7th
2011-12	17,181	1st	5th
2012-13	16,843	2nd	7th
2013-14	17,104	2nd	7th
2014-15	17,279	1st	5th
2015-16	17,287	2nd	6th
2016-17	17,287	1st	6th
2017-18	17,272	1st	5th
2018-19	17,170	1st	5th
2019-20	16,912	1st	6th
2020-21^	--	--	--
2021-22	16,149	1st	7th

* Wisconsin played 8 of its 15 home games at the UW Field House (capacity 11,500)

^ Wisconsin did not allow spectators due to the COVID-19 pandemic

WISCONSIN BASKETBALL RECORD BOOK WATCH

INDIVIDUAL CAREER

POINTS

1.	2,217	Alando Tucker	2003-07
2.	2,147	Michael Finley	1992-95
3.	2,130	Ethan Happ	2016-19
4.	1,857	Nigel Hayes	2014-17
5.	1,854	Danny Jones	1987-90
6.	1,745	Claude Gregory	1978-81
7.	1,736	Rick Olson	1983-86
8.	1,683	Brad Davison	2017-present
9.	1,545	Trent Jackson	1986-89
10.	1,533	Jordan Taylor	2009-12
11.	1,532	Mike Wilkinson	2002-05
12.	1,459	Bronson Koenig	2014-17
13.	1,458	Frank Kaminsky	2012-15
14.	1,454	Kirk Penney	2000-03
15.	1,430	D'Mitrik Trice	2016-2021
16.	1,425	Devin Harris	2002-04
17.	1,408	Clarence Sherrod	1969-71
18.	1,405	Cory Blackwell	1982-84
19.	1,376	Jon Leuer	2008-11
20.	1,363	Sam Dekker	2013-15

3-POINT FIELD GOALS

1.	278	Brad Davison	2017-present
2.	270	Bronson Koenig	2014-17
3.	244	D'Mitrik Trice	2016-2021
4.	235	Ben Brust	2011-14
5.	227	Tim Locum	1988-91
6.	217	Kirk Penney	2000-03
7.	213	Michael Finley	1992-95
8.	212	Jason Bohannon	2007-10
9.	193	Trent Jackson	1986-89
10.	187	Devin Harris	2002-04

3-POINT FIELD GOAL ATTEMPTS

1.	761	Brad Davison	2017-present
2.	695	Bronson Koenig	2014-17
3.	641	D'Mitrik Trice	2016-2021
4.	631	Michael Finley	1992-95
5.	606	Ben Brust	2011-14
6.	561	Kirk Penney	2000-03

ASSISTS

7.	344	Mike Kelley	1998-01
8.	335	Tom Molaski	1986-89
9.	319	Nigel Hayes	2014-17
10.	317	Brad Davison	2017-present
11.	311	Mark Vershaw	1998-01

STEALS

7.	168	Michael Finley	1992-95
8.	164	Devin Harris	2002-04
9.	151	Trent Jackson	1986-89
10.	148	Brad Davison	2017-present
11.	133	Hennessy Auriantal	1996-99
	133	Nigel Hayes	2014-17

FREE THROWS

5.	408	Clarence Sherrod	1969-71
	408	Danny Jones	1987-90
7.	394	Mike Wilkinson	2002-05
8.	373	Jordan Taylor	2009-12
9.	369	Ethan Happ	2016-19
10.	365	Brad Davison	2017-present
11.	362	Devin Harris	2002-04
12.	334	Trevon Hughes	2007-10

FREE THROW PCT. (MIN. 175 FTAS)

1.	.870	Rick Olson (260-299)	1983-86
2.	.856	Tim Locum (166-194)	1988-91
3.	.848	Jason Bohannon (228-269)	2007-10
4.	.837	Josh Gasser (292-349)	2011-15
	.837	Brad Davison (365-436)	2017-present
6.	.817	Wes Matthews (273-334)	1978-80
7.	.814	Bronson Koenig (193-237)	2014-17

GAMES STARTED

1.	145	Brad Davison	2017-present
2.	144	Josh Gasser	2011-15
3.	139	Ethan Happ	2016-19
4.	126	Alando Tucker	2003-07
5.	116	Mike Kelley	1998-01
6.	112	Rick Olson	1983-86
	112	Michael Finley	1992-95
	112	Nigel Hayes	2014-17
9.	109	Andy Kowske	1998-01
	109	Danny Jones	1987-90

GAMES PLAYED

1.	150	Nigel Hayes	2014-17
2.	149	Brad Davison	2017-present
3.	148	Josh Gasser	2011-15
	148	Bronson Koenig	2014-17
5.	144	Frank Kaminsky	2012-15
6.	143	D'Mitrik Trice	2018-21
7.	139	Ethan Happ	2016-19
8.	136	Joe Krabbenhoft	2006-09
	136	Jordan Taylor	2009-12
10.	135	Jason Bohannon	2007-10
	135	Khalil Iverson	2016-19

MINUTES PLAYED

1.	4,774	Josh Gasser	2011-15
2.	4,723	Brad Davison	2017-present
3.	4,446	Nigel Hayes	2014-17
4.	4,297	Alando Tucker	2003-07
5.	4,125	D'Mitrik Trice	2016-2021
6.	4,115	Ethan Happ	2016-19
7.	4,075	Bronson Koenig	2014-17
8.	4,023	Mike Wilkinson	2002-05
9.	3,962	Rick Olson	1983-86
10.	3,950	Jordan Taylor	2009-12

COACHING WINS, OVERALL

1.	364-130 (.737)	Bo Ryan (2002-15)
2.	265-267 (.498)	Harold Foster (1935-59)
3.	246-99 (.712)	Walter Meanwell (1912-17, '21-34)
4.	136-74 (.648)	Greg Gard (2016-present)
5.	128-165 (.437)	Steve Yoder (1983-92)
6.	100-114 (.467)	John Erickson (1960-68)
7.	94-68 (.580)	Dick Bennett (1996-00)

COACHING WINS, BIG TEN

1.	172-68 (.717)	Bo Ryan (2002-15)
2.	158-80 (.660)	Walter Meanwell (1912-17, '21-34)
3.	143-182 (.440)	Harold Foster (1935-59)
4.	77-48 (.616)	Greg Gard (2016-present)
5.	52-74 (.413)	John Erickson (1960-68)

INDIVIDUAL SEASON

SCORING AVERAGE

1.	23.8	Clarence Sherrod	1970-71
2.	22.7	Joe Franklin	1967-68
3.	22.4	Clarence Sherrod	1969-70
4.	22.1	Michael Finley	1992-93
5.	21.4	Johnny Davis	2021-22
6.	20.5	Michael Finley	1994-95

TEAM SEASON

FEWEST TURNOVERS PER GAME - TEAM

1.	7.4	296 in 40 games	2014-15
2.	7.6	258 in 34 games	2010-11
3.	8.1	307 in 38 games	2013-14
4.	8.3	175 in 21 games	2021-22
5.	8.8	289 in 33 games	2009-10
6.	8.9	320 in 36 games	2011-12

FREE THROW PERCENTAGE - TEAM

1.	.818 (436-533)	2010-11
2.	.768 (364-474)	2020-21
3.	.764 (353-462)	2019-20
4.	.763 (584-765)	2014-15
5.	.759 (305-402)	2021-22
6.	.758 (413-545)	1983-84

INDIVIDUAL SINGLE GAME

3-POINT FIELD GOALS

1.	8	Bronson Koenig vs. Va. Tech	3/16/17
	8	Brad Davison at Nebraska	2/15/20
3.	7	15 times; Most recent: D'Mitrik Trice vs. Oklahoma	11/22/18

BIG TEN RECORDS – CAREER

3-POINT FIELD GOALS

6.	327	Cory Bradford (Illinois)	1998-02
7.	320	Craig Moore (Northwestern)	2006-09
8.	317	Talor Battle (Penn State)	2008-11
9.	308	Joe Crispin (Penn State)	1998-01
10.	306	Chris Hill (Michigan St)	2001-05
--	291	Trent Frazier (Illinois)	2017-present
--	278	Brad Davison (Wisconsin)	2017-present

COACHING WINS, BIG TEN

31.	86-68 (.558)	O.B. Cowles, MINN	1948-59
32.	83-89 (.483)	Jim Dutcher, MINN	1975-86
33.	81-48 (.628)	Mark Turgeon, MD	2011-19
34.	77-48 (.616)	Greg Gard, WIS	2016-present
35.	72-41 (.637)	Bucky O'Connor, IOWA	1952-58
36.	70-150 (.318)	Bill Carmody, NU	2000-13



Greg Gard, a coaching veteran of 30-plus years, enters his seventh season leading the Wisconsin men's basketball program in 2021-22 after proving himself as one of the best head coaches in the Big Ten. Gard earned 2020 Big Ten Coach of the Year honors after leading the Badgers to the regular season conference championship in 2019-20.

Wisconsin's incredible postseason success hasn't wavered on Gard's watch either, participating in the NCAA tournament in five of his first six seasons (Big Ten automatic qualifier status in canceled 2020 Big Dance, due to COVID pandemic). Most recently in 2020-21, Gard led the Badgers to an NCAA tournament first-round win over North Carolina, advancing UW to the second round of the NCAA tournament for the fifth time in its last six trips to The Big Dance.

Gard's postseason ledger includes a pair of Sweet 16 appearances in each of his first two seasons at the helm. In fact, Gard is just the third coach in the last 20 years to pilot his team to the Sweet 16 in each of his first two seasons, joining UCLA's Steve Lavin (1996-97) and Gonzaga's Mark Few (2000-01).

In his first six seasons as head coach, Gard posted a record of 119-70, the second-fastest (157 games) Wisconsin coach to 100 overall wins in the NCAA tournament era. He also guided UW to a conference record of 69-45. His .605 conference win percentage ranked eighth among Big Ten coaches the last 40 years.

After initially taking over on an interim basis midway through the 2015-16 season, Gard would go on to win the Jim Phelan National Coach of the Year Award that season and was officially named head coach of the Badgers on March 7, 2016. Through six seasons, Gard has already risen to fifth on the school's all-time wins list and owns the third-best win percentage in Wisconsin program history.

The 2020-21 season brought unprecedented challenges due to the global COVID-19 pandemic, but the leadership of Gard and his staff helped navigate the Badgers to an NCAA tournament appearance. The Badgers finished the season 18-13 overall (10-10 Big Ten), highlighted with an 85-62 win over North Carolina in the first round of the NCAA tournament.

Gard's leadership during the 2019-20 season might have been his best. After opening 5-5 overall and 5-5 in the Big Ten, Wisconsin won nine of its last 10

games, including its final eight games of the season to win a share of the 2020 conference championship and claim the No. 1 seed for the later canceled Big Ten tournament. During that run, UW knocked off No. 14 Michigan State, won at No. 19 Michigan and closed the season with a win at Indiana to clinch the title.

In his inaugural season as head coach, Gard led the Badgers to the 2016 NCAA Tournament Sweet 16, becoming just the second-ever first-year coach to win the Jim Phelan National Coach of the Year award. He followed that up by leading UW to the fifth-highest single-season win total in school history (27-10) and making a second-consecutive visit to the Sweet 16.

Gard's Badgers would follow that up with another 12-6 conference campaign in 2017, finishing second in both the regular season and the Big Ten tourney. UW capped off its 27-win season with a signature win in the NCAA tournament, knocking off the nation's No. 1 team Villanova, 65-62, to advance to the Sweet 16.

In 2018-19, Gard piloted the Badgers back to the Big Dance, posting a 23-11 overall record and 14-6 in the Big Ten. UW won 14 conference games for just the 3rd time in school history.

During his tenure as head coach, Gard has helped a pair of players reach first-team All-Big Ten status: Nigel Hayes in 2016 and third-team All-American Ethan Happ received the distinction in both 2017, 2018 and 2019.

Gard served as an assistant at Wisconsin for 14-plus seasons, including the final seven as the associate head coach. Gard served as the Badgers' recruiting coordinator in addition to constructing future game schedules and director of the Badger Boys Basketball Camps.

Gard helped guide the Badgers to back-to-back Final Fours in 2014 and 2015, and in 2015 UW reached its first national championship game since 1941.

In fact, Gard has been on the bench for each of the top 13 winningest seasons at Wisconsin.

Prior to coming to Wisconsin in 2001, Gard spent the previous two seasons as Ryan's assistant at UW-Milwaukee. Previously, Gard served as an assistant coach to Ryan at UW-Platteville from 1993-99. During Gard's years on the Pioneer staff, UW-Platteville compiled a 161-13 (.925) record and won three NCAA Division III titles, five straight Wisconsin Intercollegiate Athletic Conference (WIAC) championships and appeared in six consecutive NCAA tournaments.

THE GARD FILE

- Career Record (7th Season): 136-74 (.648)
- Record at Wisconsin (7th Season): 136-74 (.648)
- Big Ten Record (7th Season): 77-48 (.616)
- NCAA Tournament Appearances/Record: 4 / 5-4 (.556)
- Hometown: Cobb, Wis.
- Alma Mater: UW-Platteville, 1995 (Physical & Health Ed)
Master's Degree: UW-Platteville, 2007 (Counselor Ed)
- Family: Wife, Michelle
Daughters, Mackenzie and Peyton; Son, Isaac

COACHING EXPERIENCE

Position	School	Years
Assistant Coach	Southwestern (Wis.) HS	1990-93
Assistant Coach	Platteville (Wis.) HS	1993-94
Assistant Coach	UW-Platteville	1993-99
Assistant Coach	UW-Milwaukee	1999-01
Assoc. Head Coach	Wisconsin	2001-15
Head Coach	Wisconsin	2015-Present

CAREER HIGHLIGHTS

Date	Highlight
Dec. 15, 2015	Assumed role of interim head coach upon the retirement of Bo Ryan
Dec. 23, 2015	First career win, 84-79, vs. Green Bay
Jan. 2, 2016	First Big Ten win, 79-57, vs. Rutgers
Jan. 17, 2016	First ranked win, 77-76, vs. #4 MSU
Jan. 26, 2016	UW claimed 82-79 overtime win over eventual Big Ten champion #19 Indiana
Feb. 13, 2016	First road win over ranked team, 70-57, at #2 Maryland
March 7, 2016	Officially named Wisconsin head coach
March 18, 2016	First NCAA tournament win, 47-43, against 10th-seeded Pittsburgh
April 4, 2016	Jim Phelan National Coach of the Year
March 18, 2017	Led UW to its fourth-ever win over No. 1 team in the nation with a 65-62 victory over top-seeded Villanova in NCAA tournament second round
Feb. 15, 2018	UW tallied sixth top-10 win in three seasons under Gard (#6 Purdue, 57-53)
Jan. 19, 2019	UW tops #2 Michigan, 64-54
Jan. 3, 2020	UW won at #5 Ohio State, 61-47
March 7, 2020	Leads UW to Big Ten championship with 60-56 win at Indiana
Nov. 24, 2021	UW wins first Maui Invitational title
Jan. 3, 2022	UW wins at #3 Purdue, 64-69

GARD YEAR-BY-YEAR

Year	School	Record	Pct.	Conf.	Record	Place	Postseason
2015-16	Wisconsin	15-8	.652	Big Ten	12-6	T-3rd	NCAA Sweet 16
2016-17	Wisconsin	27-10	.730	Big Ten	12-6	T-2nd	NCAA Sweet 16
2017-18	Wisconsin	15-18	.455	Big Ten	7-11	9th	--
2018-19	Wisconsin	23-11	.676	Big Ten	14-6	4th	NCAA First Round
2019-20	Wisconsin	21-10	.677	Big Ten	14-6	T-1st	Postseason canceled
2020-21	Wisconsin	18-12	.600	Big Ten	10-10	6th	NCAA Second Round
2021-22	Wisconsin	17-4	.810	Big Ten	8-3	--	
Totals (7 seasons)		136-74	(.648)		77-48	(.616)	4 NCAA appearances

GARD vs. DIVISION I TEAMS

Team	Home	Away	Neut.	Total	Team	Home	Away	Neut.	Total
Arkansas-Pine Bluff	1-0	0-0	0-0	1-0	North Carolina	0-0	0-0	1-1	1-1
Baylor	0-0	0-0	0-2	0-2	North Carolina State	1-0	0-1	0-0	1-1
Central Arkansas	1-0	0-0	0-0	1-0	Northwestern	3-2	4-1	1-0	7-3
Chicago State	2-0	0-0	0-0	2-0	Notre Dame	0-0	0-0	0-1	0-1
Coppin State	1-0	0-0	0-0	1-0	Ohio State	4-2	2-2	0-0	6-4
Creighton	0-0	0-1	0-0	0-1	Oklahoma	1-0	0-0	1-0	2-0
Eastern Illinois	2-0	0-0	0-0	2-0	Oregon	0-0	0-0	0-1	0-1
Florida	0-0	0-0	0-1	0-1	Penn State	3-0	4-1	1-0	8-1
Florida A&M	1-0	0-0	0-0	1-0	Pittsburgh	0-0	0-0	1-0	1-0
Georgetown	0-0	0-0	1-0	1-0	Prairie View A&M	1-0	0-0	0-0	1-0
Georgia Tech	0-0	1-0	0-0	1-0	Providence	0-0	0-0	0-0	0-1
Grambling State	1-0	0-0	0-0	1-0	Purdue	2-2	1-5	0-0	3-7
Green Bay	6-0	0-0	0-0	6-0	Rhode Island	1-0	0-0	0-0	1-0
Houston	0-0	0-0	1-0	1-0	Rider	1-0	0-0	0-0	1-0
Houston Baptist	1-0	0-0	0-0	1-0	Richmond	0-0	0-0	0-1	0-1
Idaho State	1-0	0-0	0-0	1-0	Rutgers	4-0	1-2	1-0	6-2
Illinois	3-2	4-2	0-0	7-4	St. Francis Brooklyn	1-0	0-0	0-0	1-0
Illinois State	1-0	0-0	0-0	1-0	Saint Mary's	0-0	0-0	1-1	1-1
Indiana	6-0	2-2	1-0	9-2	Savannah State	1-0	0-0	0-0	1-0
Iowa	2-2	2-3	0-1	4-6	South Carolina State	1-0	0-0	0-0	1-0
Louisville	1-0	0-0	0-0	1-0	Stanford	0-0	0-0	1-0	1-0
Loyola	1-0	0-0	0-0	1-0	Syracuse	1-0	0-0	0-0	1-0
Marquette	2-1	1-2	0-0	3-3	Temple	0-0	0-1	0-0	0-1
Maryland	3-2	3-2	1-0	7-4	Tennessee	0-0	1-0	1-0	2-0
UMass Lowell	1-0	0-0	0-0	1-0	Texas A&M	0-0	0-0	1-0	1-0
McNeese State	1-0	0-0	0-0	1-0	UCLA	0-0	0-0	0-1	0-1
Michigan	3-2	1-3	0-1	4-6	Villanova	0-0	0-0	1-0	1-0
Michigan State	2-3	1-4	0-2	3-9	Virginia	0-0	0-1	0-1	0-2
Millwaukee	2-0	0-0	0-0	2-0	Virginia Tech	0-0	0-0	1-0	1-0
Minnesota	5-1	3-1	0-0	8-2	Western Kentucky	1-0	0-1	0-0	1-1
Nebraska	3-1	5-1	1-1	9-3	Xavier	0-1	1-0	1-0	2-1
New Mexico	0-0	0-0	0-1	0-1	Yale	1-0	0-0	0-0	1-0
Nicholls	1-0	0-0	0-0	1-0	Total	81-22	37-36	18-16	136-74

HOME SWEET HOME

The Badgers are VERY good at the Kohl Center



WISCONSIN AT HOME SINCE 2001-02

294-46 (.865)	Overall Home Record
148-32 (.822)	vs. Big Ten teams
146-14 (.913)	vs. non-conference teams
110-13 (.894)	vs. unranked Big Ten teams
47-23 (.671)	vs. teams ranked in the AP top 25
35-5 (.875)	vs. in-state teams
Win Streak	vs. IND (16-0), PSU (14-0)
One-loss	vs. NEB (5-1)
Two-loss	vs. MINN (15-2), MICH (13-2), IOWA (13-2), MARY (3-2)

NCAA'S TOUGHEST VENUES

Since the Kohl Center opened in 1998, Wisconsin has been nearly unbeatable on its home floor. In fact, among active venues, the Kohl Center is among the toughest for road teams to come in and steal a win.

Team	Record	Pct.
1. Gonzaga (McCarthy Center)	241-15	.941
2. Kentucky (Rupp Arena)	628-77	.891
3. Kansas (Allen Fieldhouse)	822-116	.876
4. Oregon (Matthew Knight Arena)	176-25	.876
5. Belmont (Curb Events Center)	216-31	.875
6. Michigan State (Breslin Center)	443-66	.870
7. UCLA (Pauley Pavilion)	784-128	.860
8. Xavier (Cintas Center)	284-48	.855
9. Wisconsin (Kohl Center)	325-58	.849
10. Louisville (KFC Yum! Center)	178-34	.840

(games through Feb. 2, 2022)

STREAKING

Of the 9 longest home streaks in school history, 5 have come in the last 18 seasons, including a record 38-game home win streak from 2002 to 2005.

No.	Began	Ended
38	12/7/2002 (UNLV)	1/25/2005 (ILL)
33	3/8/1911 (NW)	1/23/1915 (Chic.)
28	2/8/2006 (IND)	12/8/2007 (Marq.)
24	1/14/1929 (IND)	2/14/1931 (MIN)
23	2/13/2010 (IND)	12/3/2011 (Marq.)
19	1/17/2016 (MSU)	2/12/2017 (NW)
18	2/27/1909 (PUR)	3/1/1911 (MIN)
18	2/19/1915 (PUR)	1/26/1917 (Chic.)
18	2/5/2009 (ILL)	2/9/2010 (ILL)

- Since the 2001-02 season when **Greg Gard** first joined staff, Wisconsin has compiled a 294-46 (.865) record at the Kohl Center.
- Over the last 21 seasons, UW is 148-32 (.822) in Big Ten home games, the best mark in the conference.
- Over the last 21 seasons, 216 of the Badgers' 294 home wins have come by at least 10 points (73.5 percent).
- Wisconsin has trailed at halftime in only 73 of 340 home games (21.5%) since 2001-02. UW has come back to win 42 of those 73 games (57.5%).
- In 2019-20, the Badgers led the Big Ten and ranked 6th nationally in attendance, selling out nearly every game (16,912 per game). UW has led the Big Ten in attendance 14 of the last 18 seasons and finished among the nation's top 7 in each of the last 20 years.

BIG KOHL CENTER WINS

Most memorable home wins since opening in 1998:

- Jan. 17, 1998 - UW 56, Northwestern 33**
First-ever game in the Kohl Center
- Dec. 1, 2001 - UW 70, UW-Green Bay 57**
Bo Ryan's first victory at the Kohl Center
- Dec. 22, 2001 - UW 86, #14 MU 63**
Kirk Penney scores 33 points in UW's first win over a ranked team under Bo Ryan
- Jan. 5, 2002 - UW 72, #7 Illinois 66**
Ryan's first win over a top-10 team at UW
- Feb. 27, 2002 - UW 74, Michigan 54**
UW clinches share of first Big Ten title since '47
- Dec. 7, 2002 - UW 91, UNLV 74**
UW begins school-record 38-game home win streak - Alando Tucker 24 points, 18 rebounds
- March 5, 2003 - UW 60, #14 Illinois 59**
Devin Harris makes 1-of-2 FTs with 0.4 seconds left to clinch outright Big Ten title
- Dec. 23, 2004 - UW 85, UNC Green. 53**
UW wins school-record 34th-straight home game
- Jan. 16, 2005 - UW 62, #15 Mich. St. 59**
Wisconsin overcomes 8-point deficit with 1:58 remaining to win its 38th-straight home game
- Feb. 9, 2005 - UW 72, Iowa 69**
UW overcomes a 13-point deficit with 12:27 remaining
- March 1, 2005 - UW 62, Indiana 60**
Alando Tucker scores putback as time expires
- Feb. 15, 2006 - UW 78, #12 Ohio St. 73**
UW overcomes a 9-pt halftime deficit to beat No. 12 OSU
- Dec. 16, 2006 - UW 89, #2 Pitt 75**
Alando Tucker and Brian Butch combine for 59 pts
- Jan. 9, 2007 - UW 72, #5 Ohio St. 69**
UW wins first matchup in school history of top-5 teams
- March 3, 2007 - UW 52, Michigan St. 50**
Kammron Taylor wins it on 3FG with 3.9 seconds left
- Dec. 2, 2009 - UW 73, #6 Duke 69**
Trevon Hughes scores 26 as UW's win clinches Big Ten's first Big Ten/ACC title
- Jan. 9, 2010 - UW 73, #4 Purdue 66**
Jordan Taylor (23) and Jason Bohannon (20) help end Purdue's undefeated season
- Feb. 2, 2010 - UW 67, #5 Michigan State 49**
Badgers end MSU's 9-0 Big Ten start
- Feb. 12, 2011 - UW 71, #1 Ohio State 67**
Stopped OSU's 24-0 start and UW's first win over AP No. 1 since 1962
- Feb. 9, 2013 - UW 65, #2 Michigan 62 (OT)**
Ben Brust's half-court buzzer-beater sends game to overtime where UW wins
- Nov. 19, 2013 - UW 103, North Dakota 85**
UW's first 100-point game since '95, Frank Kaminsky scores UW record 43 points
- Feb. 9, 2014 - UW 60, #8 Michigan State 58**
Treavon Jackson hits game-winning jumper with 2.1 seconds left in Bo Ryan's 150th Big Ten win
- March 1, 2015 - #6 UW 68, Michigan State 61**
UW claims 18th Big Ten championship and the 4th under Bo Ryan as Frank Kaminsky scores 31
- Dec. 23, 2015 - UW 84, Green Bay 79**
Greg Gard's first win as interim head coach
- Jan. 17, 2016 - UW 77, #4 Michigan State 76**
Gard's first ranked win, Koenig/Hayes total 52 pts
- Feb. 15, 2018 - UW 57, #6 Purdue 53**
Ethan Happ tallies 21 pts and 12 reb as Badgers raise Frank Kaminsky's No. 44 into rafters
- Jan. 19, 2019 - UW 64, #2 Michigan 54**
UW knocks off 17-0 Michigan behind 26 points, 10 rebounds and 7 assists from Ethan Happ
- Feb. 1, 2020 - UW 64, #14 Michigan State 63**
UW wins first game over MSU since 2016
- Dec. 19, 2020 - UW 85, #23 Louisville 48**
UW's largest-ever win over a top-25 team
- Dec. 8, 2020 - UW 64, Indiana 59**
UW's matches largest comeback (22 pts) in school history

0 | JAHCOBI NEATH

Junior | Guard | 6-4 | 196
Toronto, Ontario | Crestwood Prep (Wake Forest)



Twitter: N/A | Instagram: @jahcobiii

INDIVIDUAL BENCHMARKS

	SEASON	CAREER
GP/GS	13/1	63/10
10+ POINTS:	0	6
20+ POINTS:	0	0
3+ FGS MADE:	0	12
2+ ASSISTS:	1	28
2+ STEALS:	1	8
20+ MINUTES:	1	21
1.000 FT %:	2	12

GET TO KNOW JAHCOBI

Jahcobi Neath begins his first season with the Badgers after transferring from Wake Forest. The Toronto, Ontario native played the last two seasons for the Demon Deacons and had an immediate impact as a true freshman in 2019-20. Neath played in 30 games and started five, averaging 5.3 points and 2.2 assists per game his first season, shooting 42.2 percent from the floor, including 48 percent from 3-point range. Last season as a sophomore, Neath played in 20 games for Wake Forest and made four starts. He averaged 3.8 points and 1.7 assists in 15.8 minutes per game. Neath represented Canada at the U18 and U19 levels, playing internationally at the 2019 FIBA U19 World Cup. In high school, he played at Crestwood Prep in Toronto and led the Lions to the 2019 national championship, averaging 26 points, seven rebounds and four assists per game his senior season.

TOP CAREER PERFORMANCES

- **NICHOLLS (12/15/21):** Made his first start at Wisconsin, finishing with 9 points and a career-high 7 rebounds, plus 2 assists
- Played a career-high 34 minutes in a matchup against Pittsburgh (3/10/20) where he scored 6 points, secured 4 rebounds, and added 6 assists
- Posted back-to-back 16-point contests against Georgia Tech (2/19/20) and Duke (2/25/20)

SEASON HIGHS

POINTS: 9 vs. Nicholls (12/15/21)
FIELD GOALS: 3 vs. Nicholls (12/15/21)
FG ATTEMPTS: 6 vs. Nicholls (12/15/21)
3-POINT FGS: 1 (3x) MR vs. Michigan State (1/21/22)
3-POINT FGAS: 3 vs. Michigan State (1/21/22)
FREE THROWS: 2 (2x) MR vs. Nicholls (12/15/21)
FT ATTEMPTS: 2 (3x) MR vs. Nicholls (12/15/21)
REBOUNDS: 7 vs. Nicholls (12/15/21)
ASSISTS: 2 vs. Nicholls (12/15/21)
BLOCKS: --
STEALS: 2 vs. Marquette (12/4/21)
MINUTES: 27 vs. Nicholls (12/15/21)

CAREER HIGHS

POINTS: 16 (2x) MR vs. Duke (2/25/20)*
FIELD GOALS: 5 (2x) MR vs. Longwood (11/27/20)*
FG ATTEMPTS: 10 (2x) MR at BC (2/10/21)*
3-POINT FGS: 2 (2x) MR at NC State (1/27/21)*
3-POINT FGAS: 5 at Virginia Tech (2/27/21)*
FREE THROWS: 9 vs. Duke (2/25/20)*
FT ATTEMPTS: 12 vs. Duke (2/25/20)*
REBOUNDS: 7 vs. Nicholls (12/15/21)
ASSISTS: 6 (3x) MR vs. Del. St (11/25/20)*
BLOCKS: 1 (3x) MR vs. Duke (2/17/21)*
STEALS: 3 vs. Catawba (12/31/20)*
MINUTES: 34 vs. Pittsburgh (3/10/20)
 *recorded at Wake Forest

GAME-BY-GAME STATISTICS

Opponent	Date	gs	min	Total		3-Pointers		Free throws		Rebounds				pf	a	t/o	blk	stl	pts	avg
				fg-fga	pct	3fg-fga	pct	ft-fa	pct	off	def	tot	avg							
ST. FRANCIS BROOKLYN	11/09/21	18	1-5	.200	0-0	.000	2-2	1.000	2	0	2	2.0	0	0	1	0	0	4	4.0	
at Georgia Tech	12/01/21	6	1-3	.333	0-1	.000	0-0	.000	0	0	0	1.0	0	0	0	0	0	2	3.0	
MARQUETTE	12/04/21	9	0-3	.000	0-2	.000	1-2	.500	0	1	1	1.0	3	1	0	0	2	1	2.3	
at Ohio St.	12/11/21	6	0-1	.000	0-0	.000	0-0	.000	0	1	1	1.0	0	1	0	0	0	0	1.8	
NICHOLLS ST.	12/15/21	* 27	3-6	.500	1-1	1.000	2-2	1.000	2	5	7	2.2	3	2	0	1	1	9	3.2	
at Purdue	01/03/22	2	0-1	.000	0-1	.000	1-2	.500	0	1	1	2.0	1	0	0	0	0	1	2.8	
IOWA	01/06/22	13	1-3	.333	0-1	.000	0-1	.000	1	3	4	2.3	1	1	1	0	0	2	2.7	
OHIO ST.	01/13/22	5	1-2	.500	1-1	1.000	0-0	.000	0	0	0	2.0	0	0	0	0	0	3	2.8	
at Northwestern	01/18/22	2	0-0	.000	0-0	.000	0-0	.000	0	0	0	1.8	0	0	0	0	0	0	2.4	
MICHIGAN ST.	01/21/22	11	1-3	.333	1-3	.333	0-0	.000	0	0	0	1.6	0	0	0	0	0	3	2.5	
at Nebraska	01/27/22	2	0-1	.000	0-0	.000	0-0	.000	0	0	0	1.5	0	0	0	0	0	0	2.3	
MINNESOTA	01/30/22	3	0-0	.000	0-0	.000	0-0	.000	0	0	0	1.3	0	1	0	0	0	0	2.1	
at Illinois	02/02/22	3	0-0	.000	0-0	.000	0-0	.000	1	0	1	1.3	0	0	0	0	0	0	1.9	
Totals		1	107	8-28	.286	3-10	.300	6-9	.667	6	11	17	1.3	8	6	2	1	3	25	1.9

Games played: 13
 Minutes/game: 8.2
 Points/game: 1.9
 FG Pct: 28.6
 3FG Pct: 30.0
 FT Pct: 66.7

Rebounds/game: 1.3
 Assists/game: 0.5
 Turnovers/game: 0.2
 Assist/turnover ratio: 3.0
 Steals/game: 0.2
 Blocks/game: 0.1

CAREER STATISTICS

Overall	Year	GP-GS	Min/Avg	FG-FGA	Pct	3-Point			Rebounding				PF-FO	Ast TO	Blk Stl	Pts/Avg	
						FG-FGA	Pct	FT-FTA	Pct	Off-Def	Tot	Avg					
2019-20*	20-5	554/18.5	54-128	.422	12-25	.480	38-65	.585	7-49	56	1.9	49-0	67	53	1	15	158/5.3
2020-21*	20-4	316/15.8	25-70	.357	6-27	.222	19-21	.905	4-31	35	1.8	28-0	33	35	2	9	75/3.8
2021-22	13-1	108/8.3	8-28	.286	3-10	.300	6-9	.667	6-11	17	1.3	8-0	6	2	1	3	25/1.9
Total	63-10	978/15.5	87-226	.385	21-62	.339	63-95	.663	17-91	108	1.7	85-0	106	90	4	27	258/4.1

*at Wake Forest

Conference	Year	GP-GS	Min/Avg	FG-FGA	Pct	3-Point			Rebounding				PF-FO	Ast TO	Blk Stl	Pts/Avg	
						FG-FGA	Pct	FT-FTA	Pct	Off-Def	Tot	Avg					
2019-20*	20-4	366/18.3	38-86	.442	10-18	.556	29-46	.630	6-30	36	1.8	36-0	42	31	0	8	115/5.8
2020-21*	17-3	252/14.8	16-50	.320	6-26	.231	9-11	.818	3-21	24	1.4	20-0	25	30	2	4	47/2.8
2021-22	9-0	48/5.3	3-11	.273	2-6	.333	1-3	.333	2-5	7	0.8	2-0	3	1	0	0	9/1.0
Total	46-7	666/14.5	57-147	.388	18-50	.360	39-60	.650	11-56	67	1.5	58-0	70	62	2	12	171/3.7

*Atlantic Coast Conference (ACC)

1 | JOHNNY DAVIS

Sophomore | Guard | 6-5 | 194
La Crosse, Wis. | La Crosse Central High School



Twitter: @JohnnyDavis | Instagram: @johnnydavis

INDIVIDUAL BENCHMARKS

	SEASON 19/19	CAREER 50/19
GP/GS		
10+ POINTS:	19	28
20+ POINTS:	12	12
2+ 3-PTERS MADE:	8	9
3+ ASSISTS:	7	11
5+ REBOUNDS:	17	29
LED UW IN PTS:	14	16
LED UW IN REB:	11	17

GET TO KNOW JOHNNY

Sophomore Johnny Davis has established himself as one of the best players in college basketball. His midseason resume includes MVP honors at the Maui Invitational, nomination to the Wooden Award Midseason Top-25 Watch List, as well as a 37-point, 14-rebound virtuoso performance in a win at No. 3 Purdue. Last season, Davis played in all 31 games, averaging 24.4 minutes per game (fifth-most on the team). The 6-foot-5 guard averaged 7.0 points and 4.1 rebounds per game last season, including a season-high 17 points (6-7 FG, 4-4 3FG) in a win over Penn State. A four-star recruit by Rivals, Johnny Davis was named Wisconsin Mr. Basketball as a senior at La Crosse Central. He finished his high school career as Central's all-time leading scorer with 2,158 points. Along with twin brother and fellow Badger, Jordan, he helped lead Central to the WIAA Division 2 state tournament and capture the state title in 2017. In football, Davis was a first-team all-state QB. Davis' father, Mark, played 13 seasons of professional basketball, including 31 games for the Milwaukee Bucks (1988-89, after being selected in the 4th Round of the 1985 NBA Draft by the Cleveland Cavaliers).

HONORS

- 2021-22 Wooden Award Midseason Top 25
- 2021 Maui Invitational Tournament MVP
- 2x Big Ten Player of the Week (11/29/21, 1/10/22)
- Gold medal with USA at 2021 FIBA U19 World Cup

TOP SEASON PERFORMANCES

- **#3 PURDUE (1/3/22):** Career-high 37 points, plus career-best 14 rebounds, 3 ast, 2 blk, 2 stl in road win
- **INDIANA (12/8/21):** Scored 25 points, including the go-ahead 3 with 1:18 remaining, to lead UW in a 22-point comeback win
- **IOWA (1/6/22):** Led the team in points (26), rebounds (9), and assists (5 - matched a career high)
- **#12 HOUSTON (11/23/21):** Had a then career-high 30 points to lead UW to an upset win at Maui Inv.

SEASON HIGHS

POINTS: 37 at Purdue (1/3/22)
FIELD GOALS: 13 at Purdue (1/3/22)
FG ATTEMPTS: 24 at Purdue (1/3/22)
3-POINT FGs: 4 (2x) MR at Northwestern (1/18/22)
3-POINT FGAS: 7 (4x) MR at Maryland (1/9/22)
FREE THROWS: 11 at Illinois (2/2/22)
FT ATTEMPTS: 14 at Illinois (2/2/22)
REBOUNDS: 15 (2x) MR at Illinois (2/2/22)
ASSISTS: 5 (3x) MR vs. Iowa (1/6/21)
BLOCKS: 2 (2x) MR at Purdue (1/3/22)
STEALS: 4 vs. Houston (11/23/21)
MINUTES: 38 (5x) MR vs. Michigan State (1/21/22)

CAREER HIGHS

POINTS: 37 at Purdue (1/3/22)
FIELD GOALS: 13 at Purdue (1/3/22)
FG ATTEMPTS: 24 at Purdue (1/3/22)
3-POINT FGs: 4 (3x) MR at Northwestern (1/18/22)
3-POINT FGAS: 7 (4x) MR at Maryland (1/9/22)
FREE THROWS: 11 at Illinois (2/2/22)
FT ATTEMPTS: 14 at Illinois (2/2/22)
REBOUNDS: 15 (2x) MR at Illinois (2/2/22)
ASSISTS: 5 (3x) MR vs. Iowa (1/6/21)
BLOCKS: 2 (5x) MR at Purdue (1/3/22)
STEALS: 4 (2x) MR vs. Houston (11/23/21)
MINUTES: 41 vs. Indiana (1/7/21)

GAME-BY-GAME STATISTICS

Opponent	Date	gs	min	Total		3-Pointers		Free throws		Rebounds				pf	a	t/o	blk	stl	pts	avg	
				fg-fga	pct	3fg-fga	pct	ft-fga	pct	off	def	tot	avg								
ST. FRANCIS BROOKLYN	11/09/21	*	26	6-15	.400	2-6	.333	1-2	.500	1	2	3	3.0	0	5	0	0	2	15	15.0	
GREEN BAY	11/12/21	*	25	5-16	.313	0-3	.000	5-6	.833	2	3	5	4.0	1	2	0	1	1	15	15.0	
vs Texas A&M	11/22/21	*	38	8-18	.444	1-5	.200	4-4	1.000	3	6	9	5.7	1	2	3	0	2	21	17.0	
vs Houston	11/23/21	*	37	10-18	.556	4-7	.571	6-6	1.000	0	4	4	5.3	1	1	2	2	4	30	20.3	
vs Saint Mary's (CA)	11/24/21	*	32	7-17	.412	1-1	1.000	5-5	1.000	2	5	7	5.6	1	1	3	0	1	20	20.2	
at Georgia Tech	12/01/21	*	37	4-9	.444	2-4	.500	5-8	.625	2	4	6	5.7	2	5	4	1	1	15	19.3	
MARQUETTE	12/04/21	*	30	9-14	.643	1-1	1.000	6-8	.750	0	5	5	5.6	1	1	1	1	0	25	20.1	
INDIANA	12/08/21	*	37	8-17	.471	1-3	.333	6-7	.857	1	8	9	6.0	1	1	3	1	0	23	20.5	
at Ohio St.	12/11/21	*	38	11-22	.500	2-7	.286	0-0	.000	1	6	7	6.1	4	3	1	0	3	24	20.9	
ILLINOIS ST.	12/29/21	*	37	6-22	.273	0-3	.000	8-9	.889	3	8	11	6.6	3	5	2	1	1	20	20.8	
at Purdue	01/03/22	*	38	13-24	.542	2-5	.400	9-12	.750	1	13	14	7.3	2	3	3	2	2	37	22.3	
IOWA	01/06/22	*	35	10-18	.556	3-7	.429	3-5	.600	1	8	9	7.4	3	5	2	0	0	26	22.6	
at Maryland	01/09/22	*	37	7-19	.368	1-7	.143	4-5	.800	0	7	7	7.4	1	1	3	1	1	19	22.3	
OHIO ST.	01/13/22	*	34	4-18	.222	1-5	.200	5-6	.833	2	7	9	7.5	2	2	4	0	1	14	21.7	
at Northwestern	01/18/22	*	38	8-15	.533	4-5	.800	7-10	.700	1	7	8	7.5	0	2	3	0	3	27	22.1	
MICHIGAN ST.	01/21/22	*	38	8-20	.400	2-4	.500	7-8	.875	2	3	5	7.4	3	4	3	1	1	25	22.3	
at Nebraska	01/27/22	*	31	5-12	.417	0-1	.000	3-5	.600	1	8	9	7.5	2	2	1	0	1	13	21.7	
MINNESOTA	01/30/22	*	37	7-14	.500	0-1	.000	2-4	.500	3	12	15	7.9	1	0	1	0	0	16	21.4	
at Illinois	02/02/22	*	37	5-19	.263	1-5	.200	11-14	.786	6	9	15	8.3	1	2	2	0	0	22	21.4	
Totals			19	662	141-327	.431	28-80	.350	97-124	.782	32	125	157	8.3	30	47	41	11	24	407	21.4

Games played: 19
 Minutes/game: 34.8
 Points/game: 21.4
 FG Pct: 43.1
 3FG Pct: 35.0
 FT Pct: 78.2

Rebounds/game: 8.3
 Assists/game: 2.5
 Turnovers/game: 2.2
 Assist/turnover ratio: 1.1
 Steals/game: 1.3
 Blocks/game: 0.6

CAREER STATISTICS

Overall	Year	GP-GS	Min/Avg	FG-FGA	Pct	3-Point			Rebounding				PF-FO	Ast	TO	Blk	Stl	Pts/Avg
						FG-FGA	Pct	FT-FTA	Pct	Off-Def	Tot	Avg						
	2020-21	31-0	753/24.3	86-195	.441	14-36	.389	32-44	.727	34-94	128	4.1	66-0	35	34	18	34	218/7.0
	2021-22	19-19	661/34.8	141-328	.430	28-81	.346	97-124	.782	32-125	157	8.3	30-0	46	41	11	24	407/21.4
Total	50-19	1414/28.3	227-523	.434	42-117	.359	129-168	.768	66-219	285	5.7	96-0	81	75	29	58	625/12.5	
Conference	Year	GP-GS	Min/Avg	FG-FGA	Pct	3-Point			Rebounding				PF-FO	Ast	TO	Blk	Stl	Pts/Avg
						FG-FGA	Pct	FT-FTA	Pct	Off-Def	Tot	Avg						
	2020-21	20-0	503/25.2	52-127	.409	9-26	.346	21-29	.724	22-56	78	3.9	48-0	19	23	10	26	134/6.7
	2021-22	11-11	398/36.2	86-198	.434	17-50	.340	57-76	.750	19-88	107	9.7	20-0	25	26	5	12	246/22.4
Total	31-11	901/29.1	138-325	.425	26-76	.342	78-105	.743	41-144	185	6.0	68-0	44	49	15	38	380/12.3	

5 | TYLER WAHL

Junior | Forward | 6-9 | 221
Lakeville, Minn. | Lakeville North High School



Twitter: @tjwahl01 | Instagram: @tjwahl01

INDIVIDUAL BENCHMARKS

	SEASON	CAREER
GP/GS:	20/20	82/41
10+ POINTS:	10	15
20+ POINTS:	2	2
5+ REBOUNDS:	12	32
10+ REBOUNDS:	3	6
DOUBLE-DOUBLES:	1	3
2+ BLOCKS:	4	10
LED UW IN PTS:	1	2
LED UW IN REB:	4	11

GET TO KNOW TYLER

Junior forward Tyler Wahl has had an immediate impact at Wisconsin since stepping onto campus. Having now played in 80 career games as a Badger, the Lakeville, Minnesota native played in all 31 games for the Badgers last season (18 starts). Averaging 5.2 points, 4.3 rebounds and 1.0 steals per game last year, one of Wahl's best games came when he led the Badgers in scoring for the first time in his career with 14 points, plus a team-high 6 rebounds and 2 assists in a win vs. Northwestern. As a prep senior at Lakeville North, Wahl averaged 18.0 points, 10.0 rebounds and 6.6 assists per game, leading the Panthers to a 27-5 record, the school's first-ever conference title, and an appearance in the Class AAAA state championship game. He earned back-to-back AP second-team All-State honors as a junior and senior, setting the school record for rebounds (905) and finishing third in Panther history with 1,397 points.

HONORS

- 2021 Maui Invitational All-Tournament Team

TOP SEASON PERFORMANCES

- **#16 OHIO STATE (1/13/22):** Scored 20 points (8-10 FG), plus 7 rebounds, a career-high 6 assists, and matched a career high 3 steals.
- **MARYLAND (1/9/22):** Finished with a career-high 21 points and added five rebounds and two assists
- **IOWA (1/6/22):** Scored 16 points (6-7 FG), while pulling down a team-leading 9 rebounds
- **INDIANA (12/8/21):** Season-high 12 rebounds, plus 7 pts, 3 blk and 3 ast in UW's comeback win
- **SAINT MARY'S (11/24/21):** Scored a then career-high 18 points in the Maui Invitational championship game, adding 5 rebounds and a career-high 4 blocks
- **PROVIDENCE (11/15/21):** Sixteen points (7-12 FG), plus 5 rebounds and 2 blocks

SEASON HIGHS

POINTS: 21 at Maryland (1/9/21)
FIELD GOALS: 8 (2x) MR vs. Ohio State (1/13/22)
FG ATTEMPTS: 12 (3x) MR at Northwestern (1/18/22)
3-POINT FGS: 2 vs. Ohio State (1/13/22)
3-POINT FGAS: 4 vs. Ohio State (1/13/22)
FREE THROWS: 8 vs. Illinois St (12/29/21)
FT ATTEMPTS: 12 vs. Illinois St (12/29/21)
REBOUNDS: 12 vs. Indiana (12/8/21)
ASSISTS: 6 vs. Ohio State (1/13/22)
BLOCKS: 4 vs. Saint Mary's (11/24/21)
STEALS: 3 (2x) MR vs. Ohio State (1/13/22)
MINUTES: 36 (2x) MR vs. Saint Mary's (11/24/21)

CAREER HIGHS

POINTS: 21 at Maryland (1/9/21)
FIELD GOALS: 8 (2x) MR vs. Ohio State (1/13/22)
FG ATTEMPTS: 12 (3x) MR at Northwestern (1/18/22)
3-POINT FGS: 2 (3x) MR vs. Ohio State (1/13/22)
3-POINT FGAS: 5 at Nebraska (2/10/21)
FREE THROWS: 8 vs. Illinois St (12/29/21)
FT ATTEMPTS: 12 vs. Illinois St (12/29/21)
REBOUNDS: 15 vs. Green Bay (12/1/20)
ASSISTS: 6 vs. Ohio State (1/13/22)
BLOCKS: 4 vs. Saint Mary's (11/24/21)
STEALS: 3 (5x) MR vs. Ohio State (1/13/22)
MINUTES: 36 (3x) MR vs. Saint Mary's (11/24/21)

GAME-BY-GAME STATISTICS

Opponent	Date	gs	min	Total			3-Pointers		Free throws		Rebounds			pf	a	t/o	blk	stl	pts	avg	
				fg	fga	pct	3fg	3fga	pct	ft	fta	pct	off								def
ST. FRANCIS BROOKLYN	11/09/21	*	17	1-3	333	0-1	.000	3-4	.750	1	3	4	4.0	2	1	2	0	0	5	5.0	
GREEN BAY	11/12/21	*	20	1-2	500	0-0	.000	0-0	.000	1	4	5	4.5	1	2	1	2	0	2	3.5	
PROVIDENCE	11/15/21	*	36	7-12	583	0-2	.000	2-3	.667	3	2	5	4.7	4	0	1	2	0	16	7.7	
vs Texas A&M	11/22/21	*	30	3-8	375	0-2	.000	0-0	.000	2	2	4	4.5	0	1	2	1	3	6	7.3	
vs Houston	11/23/21	*	32	4-10	400	0-2	.000	1-2	.500	1	6	7	5.0	2	1	0	0	0	9	7.6	
vs Saint Mary's (CA)	11/24/21	*	36	6-9	667	0-0	.000	6-6	1.000	1	4	5	5.0	4	0	1	4	1	18	9.3	
at Georgia Tech	12/01/21	*	33	4-8	500	0-0	.000	1-3	.333	0	3	3	4.7	2	1	0	2	1	9	9.3	
MARQUETTE	12/04/21	*	34	2-9	222	0-2	.000	1-1	1.000	2	3	5	4.8	1	3	0	1	0	5	8.8	
INDIANA	12/08/21	*	28	2-7	286	0-1	.000	3-4	.750	3	9	12	5.6	2	3	0	3	1	7	8.6	
at Ohio St.	12/11/21	*	23	1-7	143	0-3	.000	1-1	1.000	0	1	1	5.1	3	2	2	1	1	3	8.0	
NICHOLLS ST.	12/15/21	*	32	4-8	500	0-2	.000	4-6	.667	0	4	4	5.0	2	2	3	0	1	12	8.4	
ILLINOIS ST.	12/29/21	*	32	5-8	625	0-0	.000	8-12	.667	1	5	6	5.1	1	0	1	0	1	18	9.2	
at Purdue	01/03/22	*	21	3-4	750	0-1	.000	0-0	.000	1	3	4	5.0	5	1	1	0	1	6	8.9	
IOWA	01/06/22	*	31	6-7	857	0-0	.000	4-8	.500	3	6	9	5.3	2	2	1	1	2	16	9.4	
at Maryland	01/09/22	*	30	8-12	667	0-1	.000	5-5	1.000	1	4	5	5.3	4	2	0	1	0	21	10.2	
OHIO ST.	01/13/22	*	34	8-10	800	2-4	.500	2-3	.667	2	5	7	5.4	2	6	1	0	3	20	10.8	
at Northwestern	01/18/22	*	32	5-12	417	1-1	1.000	3-6	.500	1	10	11	5.7	3	4	2	0	1	14	11.0	
at Nebraska	01/27/22	*	22	1-5	200	0-0	.000	2-2	1.000	1	9	10	5.9	3	1	3	0	0	4	10.6	
MINNESOTA	01/30/22	*	26	5-11	455	0-2	.000	5-6	.833	2	1	3	5.8	4	1	3	0	0	15	10.8	
at Illinois	02/02/22	*	31	7-11	636	0-3	.000	0-0	.000	0	6	6	5.8	3	1	0	0	0	14	11.0	
Totals			20	580	83-163	509	3-27	.111	51-72	.708	26	90	116	5.8	50	34	24	18	16	220	11.0

Games played: 20
 Minutes/game: 29.0
 Points/game: 11.0
 FG Pct: 50.9
 3FG Pct: 11.1
 FT Pct: 70.8

Rebounds/game: 5.8
 Assists/game: 1.7
 Turnovers/game: 1.2
 Assist/turnover ratio: 1.4
 Steals/game: 0.8
 Blocks/game: 0.9

CAREER STATISTICS

Overall	Year	GP-GS	Min/Avg	3-Point			Rebounding			PF-FO	Ast	TO	Blk	Stl	Pts/Avg		
				FG-FGA	Pct	FT-FTA	Pct	Off-Def	Tot							Avg	
2019-20	31-3	478/15.4	34-79	.430	6-28	.214	7-18	.389	34-48	82	2.6	64-0	32	33	5	20	81/2.6
2020-21	31-18	765/24.7	58-133	.436	10-36	.278	34-60	.567	33-100	133	4.3	68-0	42	28	21	31	160/5.2
2021-22	20-20	579/29.0	83-164	.506	3-27	.111	51-72	.708	26-90	116	5.8	50-0	34	24	18	16	220/11.0
Total	82-41	1822/22.2	175-376	.465	19-91	.209	92-150	.613	93-238	331	4.0	182	108	85	44	67	461/5.6

Conference	Year	GP-GS	Min/Avg	3-Point			Rebounding			PF-FO	Ast	TO	Blk	Stl	Pts/Avg		
				FG-FGA	Pct	FT-FTA	Pct	Off-Def	Tot							Avg	
2019-20	20-3	309/15.5	23-54	.426	2-18	.111	2-8	.250	23-27	50	2.5	40-0	19	21	4	14	50/2.5
2020-21	20-14	524/26.2	41-95	.432	8-28	.286	19-37	.514	23-62	85	4.3	44-0	29	18	9	17	109/5.5
2020-21	10-10	277/27.7	46-86	.535	3-16	.188	25-35	.714	14-54	68	6.8	31-0	23	13	6	9	120/12.0
Total	50-27	1110/22.2	110-235	.468	13-62	.210	46-80	.575	60-143	203	4.1	115-0	71	52	19	40	279/5.6

20 | BEN CARLSON

Sophomore | Forward | 6-9 | 226
Woodbury, Minn. | East Ridge High School



Twitter: @ben_carlson20 | Instagram: @bencarlson20

INDIVIDUAL BENCHMARKS

	SEASON	CAREER
GP/GS:	20/2	27/2
10+ POINTS:	0	0
20+ POINTS:	0	0
5+ REBOUNDS:	3	3
2+ ASSISTS:	1	2
2+ STEALS:	0	0

GET TO KNOW BEN

A four-star recruit by ESPN, 247Sports and Rivals, sophomore forward Ben Carlson appeared in seven games last season before an injury sidelined him for the rest of the year. The Woodbury, Minnesota native scored 13 points in last year's season opener. A finalist for Minnesota Mr. Basketball as a high school senior, Carlson went down as one of the most decorated players in East Ridge High School history. The 6-foot-9 forward set school records for career points (2,004), rebounds (1,083) and blocked shots (145). Carlson also became the first player in program history to be nominated to the McDonalds All-American Game in 2020. His senior season, Carlson averaged 24.3 points and 11.7 rebounds per game while leading the Raptors to a 20-7 record and a conference title. As a junior, he led East Ridge to the Minnesota Class AA state tournament while averaging a double-double (16 ppg, 11.3 rpg). Off the court, Carlson was a member of National Honors Society.

HONORS

- Four-star recruit (ESPN, 247 Sports, Rivals)
- No. 88 in ESPN 100 (2020)
- 2020 Mr. Minnesota Basketball finalist

TOP CAREER PERFORMANCES

- **#14 MICHIGAN STATE (1/21/22):** Second start and scored six points in a career-high 23 minutes.
- **PROVIDENCE (11/15/21):** Made first career start as a Badger and posted two points and three rebounds.
- **GREEN BAY (11/12/21):** Scored five points and grabbed a career-high seven rebounds
- **EASTERN ILLINOIS (11/25/20):** In his first game as a Badger, scored 13 points and recorded two rebounds, a block, and an assist.
- **ARK.-PINE BLUFF (11/27/20):** Scored three points and added two assists, two rebounds, and a block.

SEASON HIGHS

POINTS: 6 (2x) MR at Nebraska (1/27/22)
FIELD GOALS: 3 at Nebraska (1/27/22)
FG ATTEMPTS: 7 (2x) MR at Nebraska (1/27/22)
3-POINT FGS: 1 vs. Michigan State (1/21/22)
3-POINT FGAS: 3 (2x) MR vs. Michigan State (1/21/22)
FREE THROWS: 1 (4x) MR vs. Michigan State (1/21/22)
FT ATTEMPTS: 2 (2x) MR at Ohio State (12/11/21)
REBOUNDS: 7 vs. Green Bay (11/12/21)
ASSISTS: 2 vs. Houston (11/23/21)
BLOCKS: 1 vs. Providence (11/15/21)
STEALS: 1 vs. Michigan State (1/21/22)
MINUTES: 23 vs. Michigan State (1/21/22)

CAREER HIGHS

POINTS: 13 vs. Eastern Illinois (11/25/20)
FIELD GOALS: 4 vs. Eastern Illinois (11/25/20)
FG ATTEMPTS: 7 (2x) MR at Nebraska (1/27/22)
3-POINT FGS: 1 (2x) MR vs. Michigan State (1/21/22)
3-POINT FGAS: 3 (2x) MR vs. Michigan State (1/21/22)
FREE THROWS: 4 vs. Eastern Illinois (11/25/20)
FT ATTEMPTS: 4 (2x) MR vs. UAPB (11/27/20)
REBOUNDS: 7 vs. Green Bay (11/12/21)
ASSISTS: 2 (2x) MR vs. Houston (11/23/21)
BLOCKS: 1 (3x) MR vs. Providence (11/15/21)
STEALS: 1 (2x) MR vs. Michigan State (1/21/22)
MINUTES: 23 vs. Michigan State (1/21/22)

GAME-BY-GAME STATISTICS

Opponent	Date	gs	min	Total		3-Pointers		Free throws		Rebounds			pf	a	t/o	blk	stl	pts	avg
				fg	fga	pct	3fg	3fga	pct	ft	fta	pct							
ST. FRANCIS BROOKLYN	11/09/21	19	2-3	.667	0-0	.000	0-0	.000	2	3	5	5.0	0	0	0	0	0	4	4.0
GREEN BAY	11/12/21	18	2-6	.333	0-1	.000	1-1	1.000	1	6	7	6.0	0	1	0	0	0	5	4.5
PROVIDENCE	11/15/21	* 19	1-7	.143	0-3	.000	0-0	.000	2	1	3	5.0	0	0	1	1	0	2	3.7
vs Texas A&M	11/22/21	4	0-1	.000	0-1	.000	0-0	.000	0	0	0	3.8	1	0	2	0	0	0	2.8
vs Houston	11/23/21	12	2-3	.667	0-1	.000	0-0	.000	0	2	2	3.4	0	2	0	0	0	4	3.0
vs Saint Mary's (CA)	11/24/21	10	0-1	.000	0-0	.000	0-1	.000	1	3	4	3.5	1	0	1	0	0	0	2.5
at Georgia Tech	12/01/21	1	0-0	.000	0-0	.000	0-0	.000	0	0	0	3.0	0	0	0	0	0	0	2.1
MARQUETTE	12/04/21	4	1-1	1.000	0-0	.000	0-0	.000	0	0	0	2.6	0	0	0	0	0	2	2.1
INDIANA	12/08/21	20	1-4	.250	0-2	.000	1-2	.500	2	2	4	2.8	1	0	0	0	0	3	2.2
at Ohio St.	12/11/21	13	0-3	.000	0-2	.000	1-2	.500	0	2	2	2.7	1	0	0	0	0	1	2.1
NICHOLLS ST.	12/15/21	9	2-5	.400	0-1	.000	0-0	.000	2	2	4	2.8	0	0	0	0	0	4	2.3
at Purdue	01/03/22	4	0-0	.000	0-0	.000	0-0	.000	0	0	0	2.6	0	0	0	0	0	0	2.1
IOWA	01/06/22	1	0-1	.000	0-0	.000	0-0	.000	0	0	0	2.4	0	0	0	0	0	0	1.9
at Maryland	01/09/22	2	0-0	.000	0-0	.000	0-0	.000	0	0	0	2.2	0	0	0	0	0	0	1.8
OHIO ST.	01/13/22	0	0-0	.000	0-0	.000	0-0	.000	0	0	0	2.1	0	0	0	0	0	0	1.7
at Northwestern	01/18/22	1	0-0	.000	0-0	.000	0-0	.000	0	0	0	1.9	0	0	0	0	0	0	1.6
MICHIGAN ST.	01/21/22	* 23	2-6	.333	1-3	.333	1-1	1.000	1	1	2	1.9	2	0	2	0	1	6	1.8
at Nebraska	01/27/22	22	3-7	.429	0-1	.000	0-0	.000	4	1	5	2.1	0	0	0	0	0	6	2.1
MINNESOTA	01/30/22	10	0-2	.000	0-1	.000	0-0	.000	0	1	1	2.1	0	0	0	0	0	0	1.9
at Illinois	02/02/22	9	1-3	.333	0-1	.000	0-0	.000	1	1	2	2.1	0	0	0	0	0	2	2.0
Totals		2	201	17-53	.321	1-17	.059	4-7	.571	16	25	41	2.1	6	3	6	1	39	2.0

Games played: 20
 Minutes/game: 10.1
 Points/game: 2.0
 FG Pct: 32.1
 3FG Pct: 5.9
 FT Pct: 57.1

Rebounds/game: 2.1
 Assists/game: 0.2
 Turnovers/game: 0.3
 Assist/turnover ratio: 0.5
 Steals/game: 0.1
 Blocks/game: 0.1

CAREER STATISTICS

Overall	Year	GP-GS	Min/Avg	FG-FGA		3-Point		FT-FTA		Rebounding			PF-FO	Ast	TO	Blk	Stl	Pts/Avg
				Pct	Pct	Pct	Pct	Off-Def	Tot	Avg								
2020-21	7-0	64/9.1	6-11	.545	1-3	.333	7-8	.875	1-5	6	0.9	10-0	4	1	3	1	20/2.9	
2021-22	20-2	204/10.2	17-53	.321	1-17	.059	4-7	.571	16-25	41	2.1	6-0	3	6	1	1	39/2.0	
Total	27-2	268/9.9	23-64	.359	2-20	.100	11-15	.733	17-30	47	1.7	16-0	7	7	4	2	59/2.2	
Conference	Year	GP-GS	Min/Avg	FG-FGA	Pct	FG-FGA	Pct	FT-FTA	Pct	Off-Def	Tot	Avg	PF-FO	Ast	TO	Blk	Stl	Pts/Avg
-- DID NOT PLAY (INJURY) --																		
2021-22	11-1	107/9.7	7-26	.269	1-10	.100	3-5	.600	8-8	16	1.5	4-0	0	2	0	1	18/1.6	
Total	11-1	107/9.7	7-26	.269	1-10	.100	3-5	.600	8-8	16	1.5	4-0	0	2	0	1	18/1.6	

22 | STEVEN CROWL

Sophomore | Forward | 7-0 | 234
Eagan, Minn. | Eastview High School



Twitter: @steven_crowl | Instagram: @stevencrowl

INDIVIDUAL BENCHMARKS

	SEASON	CAREER
GP/GS:	21/21	33/21
10+ POINTS:	9	9
20+ POINTS:	1	1
5+ REBOUNDS:	7	7
10+ REBOUNDS:	0	0
DOUBLE-DOUBLES:	0	0
LED UW IN PTS:	2	2
LED UW IN REB:	4	4

GET TO KNOW STEVEN

Steven Crowl enters his second season in the Wisconsin program after appearing in 12 games last year as a true freshman. The 7-foot forward from Eagan, Minnesota scored his first points as a Badger in UW's season opener against Eastern Illinois, while also grabbing his first career rebound. In the first round of the 2021 NCAA Tournament, Crowl played 3 minutes and grabbed 2 rebounds against North Carolina to help UW to an 85-62 win. A three-star recruit by 247Sports and Rivals, Crowl had a standout senior season at Eastview High School where he was a finalist for Minnesota Mr. Basketball finalist. One of the most decorated players in Eastview history, Crowl finished his prep career as the school's all-time leading scorer (1,747 pts), rebounder (832 reb) and shot blocker (103 blk). The 6-foot-9 forward also set Eastview school records for career field-goal percentage (59% FG), rebounds in a season (332), rebounds in a game (19) and single-game field-goal percentage (90% FG). As a senior, he averaged 26.7 points and 12 rebounds per game, while also leading his team in assists (4.3 per contest). Crowl played travel basketball for D1 Minnesota, the same program as current Badger teammate Tyler Wahl.

HONORS

- Three-star recruit (247 Sports and Rivals)
- First-team South Suburban All-Conference 2019
- Section 3AAAA Player of the Year 2019
- 2020 Mr. Minnesota Basketball finalist

TOP SEASON PERFORMANCES

- **ILLINOIS ST (12/29/21):** Team-high 21 pts (7-8 FG, 2-2 3FG), plus 9 reb for a near double-double.
- **MARQUETTE (12/4/21):** Scored 15 points (6-9 FG, 2-3 3FG), while grabbing a team-high 8 rebounds.
- **ST. FRANCIS BKN (11/9/21):** Recorded a near double-double in his first career start, finishing with 11 points, 8 rebounds and 1 block.

SEASON HIGHS

POINTS: 21 vs. Illinois St (12/29/21)
FIELD GOALS: 7 (2x) MR vs. Illinois St (12/29/21)
FG ATTEMPTS: 11 vs. Green Bay (11/12/21)
3-POINT FGS: 2 (5x) MR at Nebraska (1/27/22)
3-POINT FGAS: 5 at Nebraska (1/27/22)
FREE THROWS: 5 vs. Illinois St (12/29/21)
FT ATTEMPTS: 7 vs. Illinois St (12/29/21)
REBOUNDS: 9 vs. Illinois St (12/29/21)
ASSISTS: 3 (3x) MR vs. Ohio State (1/13/22)
BLOCKS: 1 (4x) MR vs. Marquette (12/4/21)
STEALS: 1 (6x) MR at Illinois (2/2/22)
MINUTES: 31 (2x) MR vs. Minnesota (1/30/22)

CAREER HIGHS

POINTS: 21 vs. Illinois St (12/29/21)
FIELD GOALS: 7 (2x) MR vs. Illinois St (12/29/21)
FG ATTEMPTS: 11 vs. Green Bay (11/12/21)
3-POINT FGS: 2 (5x) MR at Nebraska (1/27/22)
3-POINT FGAS: 5 at Nebraska (1/27/22)
FREE THROWS: 5 vs. Illinois St (12/29/21)
FT ATTEMPTS: 7 vs. Illinois St (12/29/21)
REBOUNDS: 9 vs. Illinois St (12/29/21)
ASSISTS: 3 (3x) MR vs. Ohio State (1/13/22)
BLOCKS: 1 (5x) MR vs. Marquette (12/4/21)
STEALS: 1 (6x) MR at Illinois (2/2/22)
MINUTES: 31 (2x) MR vs. Minnesota (1/30/22)

GAME-BY-GAME STATISTICS

Opponent	Date	gs	min	Total			3-Pointers		Free throws		Rebounds			pf	a	t/o	blk	stl	pts	avg	
				fg	fga	pct	3fg	3fga	pct	ft	fta	pct	off								def
ST. FRANCIS BROOKLYN	11/09/21	*	19	4-9	444	0-1	.000	3-3	1.000	3	5	8	8.0	0	0	2	1	0	11	11.0	
GREEN BAY	11/12/21	*	22	7-11	636	2-4	.500	2-2	1.000	3	4	7	7.5	0	0	0	0	0	18	14.5	
PROVIDENCE	11/15/21	*	23	1-10	100	0-4	.000	2-2	1.000	0	4	4	6.3	2	2	1	0	0	4	11.0	
vs Texas A&M	11/22/21	*	29	4-9	444	2-3	.667	0-0	.000	1	3	4	5.8	3	2	2	1	0	10	10.8	
vs Houston	11/23/21	*	23	3-6	500	1-4	.250	1-2	.500	0	1	1	4.8	4	0	1	0	1	8	10.2	
vs Saint Mary's (CA)	11/24/21	*	27	2-7	286	0-1	.000	0-0	.000	3	4	7	5.2	3	1	1	0	0	4	9.2	
at Georgia Tech	12/01/21	*	28	2-7	286	0-3	.000	1-2	.500	1	3	4	5.0	4	0	1	1	1	5	8.6	
MARQUETTE	12/04/21	*	29	6-9	667	2-3	.667	1-2	.500	1	7	8	5.4	1	1	1	1	0	15	9.4	
INDIANA	12/08/21	*	19	2-6	333	1-2	.500	0-0	.000	0	0	0	4.8	4	3	0	0	1	5	8.9	
at Ohio St.	12/11/21	*	23	0-3	000	0-2	.000	0-0	.000	1	1	2	4.5	3	0	3	0	0	0	8.0	
NICHOLLS ST.	12/15/21	*	14	2-6	333	0-2	.000	1-2	.500	1	3	4	4.5	0	1	1	1	0	5	7.7	
ILLINOIS ST.	12/29/21	*	28	7-10	700	2-3	.667	5-7	.714	9	1	10	4.9	2	2	0	0	0	21	8.8	
at Purdue	01/03/22	*	23	2-6	333	0-3	.000	0-0	.000	1	1	2	4.7	5	1	0	0	0	4	8.5	
IOWA	01/06/22	*	23	6-8	750	0-0	.000	0-0	.000	1	2	3	4.6	2	3	0	0	1	12	8.7	
at Maryland	01/09/22	*	22	3-4	750	1-1	1.000	2-2	1.000	2	6	8	4.8	3	0	0	0	0	9	8.7	
OHIO ST.	01/13/22	*	25	4-6	667	1-2	.500	0-1	.000	2	5	7	4.9	1	3	0	0	1	9	8.8	
at Northwestern	01/18/22	*	23	3-4	750	0-1	.000	4-4	1.000	1	2	3	4.8	3	2	4	0	0	10	8.8	
MICHIGAN ST.	01/21/22	*	31	4-8	500	1-3	.333	0-0	.000	2	2	4	4.8	2	1	1	0	0	9	8.8	
at Nebraska	01/27/22	*	24	4-10	400	2-5	.400	2-2	1.000	2	0	2	4.6	4	1	1	0	0	12	9.0	
MINNESOTA	01/30/22	*	32	4-6	667	1-3	.333	2-2	1.000	1	3	4	4.6	3	2	1	0	0	11	9.1	
at Illinois	02/02/22	*	27	3-8	375	0-4	.000	0-0	.000	0	0	0	4.4	4	1	1	0	1	6	9.0	
Totals			21	514	73-153	477	16-54	296	26-33	.788	35	57	92	4.4	55	26	21	5	6	188	9.0

Games played: 21
 Minutes/game: 24.5
 Points/game: 9.0
 FG Pct: 47.7
 3FG Pct: 29.6
 FT Pct: 78.8

Rebounds/game: 4.4
 Assists/game: 1.2
 Turnovers/game: 1.0
 Assist/turnover ratio: 1.2
 Steals/game: 0.3
 Blocks/game: 0.2

CAREER STATISTICS

Overall	3-Point								Rebounding								
	Year	GP-GS	Min/Avg	FG-FGA	Pct	FG-FGA	Pct	FT-FTA	Pct	Off-Def	Tot	Avg	PF-FO	Ast	TO	Blk	Stl
2020-21	12-0	39/3.3	4-8	.500	0-1	.000	0-0	---	4-5	9	0.8	9-0	2	3	1	0	8/0.7
2021-22	21-21	514/24.5	73-151	.483	16-53	.302	26-33	.788	34-57	91	4.3	55-1	26	21	5	6	188/9.0
Total	33-21	553/16.8	77-159	.484	16-54	.296	26-33	.788	38-62	100	3.0	64-1	28	24	6	6	196/5.9

Conference	3-Point								Rebounding								
	Year	GP-GS	Min/Avg	FG-FGA	Pct	FG-FGA	Pct	FT-FTA	Pct	Off-Def	Tot	Avg	PF-FO	Ast	TO	Blk	Stl
2020-21	7-0	7/1.0	0-0	---	0-0	---	0-0	---	0-3	3	0.4	1-0	0	0	0	0	0/0.0
2021-22	11-11	273/24.8	35-69	.507	7-26	.269	10-11	.909	13-22	35	3.2	34-1	17	11	0	4	87/7.9
Total	18-11	280/15.6	35-69	.507	7-26	.269	10-11	.909	13-25	38	2.1	35-1	17	11	0	4	87/4.8

23 | CHUCKY HEPBURN

Freshman | Forward | 6-2 | 211
Omaha, Neb. | Bellevue West High School



Twitter: @ChuckyHepburn | Instagram: @chucky.hepburn

INDIVIDUAL BENCHMARKS

	SEASON	CAREER
GP/GS:	21/21	21/21
10+ POINTS:	6	6
20+ POINTS:	0	0
3+ 3FGS:	2	2
2+ ASSISTS:	10	10
2+ STEALS:	6	6
LED UW IN PTS:	0	0
LED UW IN AST:	6	6

GET TO KNOW CHUCKY

Chucky Hepburn begins his first season as a Badger in 2021-22. The 6-foot-2 point guard from Omaha, Nebraska was a four-star recruit by ESPN and ranked as the No. 20 point guard in the nation. The 2020 Nebraska Gatorade Player of the Year, Hepburn averaged over 15 points, eight assists and five rebounds per game as a senior at Bellevue West. As a junior in 2020, Hepburn led Bellevue West to the Class A state championship, averaging 17.7 points, 6.1 assists, 4.6 rebounds and 3.1 steals per game that season. A three-time All-Metro First-Team honoree, Hepburn averaged over 18 points, 5 rebounds and 5 assists per game as a sophomore. Hepburn made four staright state appearances, advancing to the state title game his freshman, junior and senior seasons at Bellevue West. Off the court, Hepburn earned the "HomeSchool Papillion TeenService Award" and was a Special Olympics Volunteer Award winner.

HONORS

- Big Ten Co-Freshman of the Week (12/6/21)
- Four-star high school recruit (ESPN)
- No. 2 ranked 2021 prospect in Nebraska
- 2020 Nebraska Gatorade Player of the Year
- 2x First-Team All-Class All-State (2019, '20)
- 2020 Nebraska Class A State Champion

TOP SEASON PERFORMANCES

- at Nebraska (1/27/22): Matched a career best with 3 triples, finishing with 13 pts, 3 reb, 3 stl and 2 ast.
- at Northwestern (1/18/22): Scored a Big Ten best 14 points, shooting 6-for-10 from the floor (2-3 3FG).
- MARQUETTE (12/4/21): Recorded career highs in points (15) and assists (6), plus 3 steals in the win.
- ST. FRANCIS BKN (11/9/21): First true freshman to start a season opener for UW since 2001, tallying 13 points, including 2-for-3 3FG shooting.

SEASON HIGHS

POINTS: 15 vs. Marquette (12/4/21)
 FIELD GOALS: 6 at Northwestern (1/18/22)
 FG ATTEMPTS: 10 at Northwestern (1/18/22)
 3-POINT FGS: 3 (2x) MR at Nebraska (1/27/22)
 3-POINT FGAS: 5 (4x) MR at Nebraska (1/27/22)
 FREE THROWS: 4 (3x) MR vs. Iowa (1/6/22)
 FT ATTEMPTS: 4 (5x) MR vs. Iowa (1/6/22)
 REBOUNDS: 4 vs. Houston (11/23/21)
 ASSISTS: 6 vs. Marquette (12/4/21)
 BLOCKS: 2 vs. Indiana (12/8/21)
 STEALS: 4 vs. Green Bay (11/12/21)
 MINUTES: 36 vs. Providence (11/15/21)

CAREER HIGHS

POINTS: 15 vs. Marquette (12/4/21)
 FIELD GOALS: 6 at Northwestern (1/18/22)
 FG ATTEMPTS: 10 at Northwestern (1/18/22)
 3-POINT FGS: 3 (2x) MR at Nebraska (1/27/22)
 3-POINT FGAS: 5 (4x) MR at Nebraska (1/27/22)
 FREE THROWS: 4 (3x) MR vs. Iowa (1/6/22)
 FT ATTEMPTS: 4 (5x) MR vs. Iowa (1/6/22)
 REBOUNDS: 4 vs. Houston (11/23/21)
 ASSISTS: 6 vs. Marquette (12/4/21)
 BLOCKS: 2 vs. Indiana (12/8/21)
 STEALS: 4 vs. Green Bay (11/12/21)
 MINUTES: 36 vs. Providence (11/15/21)

GAME-BY-GAME STATISTICS

Opponent	Date	gs	min	Total		3-Pointers		Free throws		Rebounds			pf	a	t/o	blk	stl	pts	avg	
				fg-fga	pct	3fg-fga	pct	ft-fa	pct	off	def	tot								avg
ST. FRANCIS BROOKLYN	11/09/21	*	24	4-7	.571	2-3	.667	3-4	.750	0	1	1	1.0	3	1	2	0	0	13	13.0
GREEN BAY	11/12/21	*	24	1-5	.200	1-3	.333	0-0	.000	0	2	2	1.5	1	1	1	0	4	3	8.0
PROVIDENCE	11/15/21	*	36	2-8	.250	0-3	.000	1-2	.500	1	2	3	2.0	3	2	1	0	1	5	7.0
vs Texas A&M	11/22/21	*	29	2-4	.500	1-3	.333	2-3	.667	1	1	2	2.0	1	1	1	0	0	7	7.0
vs Houston	11/23/21	*	31	1-4	.250	1-4	.250	0-0	.000	0	4	4	2.4	2	3	3	1	0	3	6.2
vs Saint Mary's (CA)	11/24/21	*	31	2-5	.400	0-1	.000	2-2	1.000	0	3	3	2.5	2	1	0	0	1	6	6.2
at Georgia Tech	12/01/21	*	33	1-6	.167	1-5	.200	4-4	1.000	0	1	1	2.3	2	3	2	1	1	7	6.3
MARQUETTE	12/04/21	*	31	5-8	.625	2-4	.500	3-3	1.000	0	2	2	2.3	1	6	2	0	3	15	7.4
INDIANA	12/08/21	*	25	0-4	.000	0-3	.000	4-4	1.000	0	2	2	2.2	4	1	0	2	0	4	7.0
at Ohio St.	12/11/21	*	33	2-8	.250	1-5	.200	0-0	.000	0	3	3	2.3	1	1	1	0	1	5	6.8
NICHOLLS ST.	12/15/21	*	33	3-8	.375	0-3	.000	3-4	.750	0	0	0	2.1	1	1	2	0	2	9	7.0
ILLINOIS ST.	12/29/21	*	36	5-10	.500	3-5	.600	0-0	.000	1	1	2	2.1	2	5	1	0	1	13	7.5
at Purdue	01/03/22	*	32	2-7	.286	1-4	.250	0-0	.000	0	1	1	2.0	1	3	1	0	1	5	7.3
IOWA	01/06/22	*	31	3-9	.333	1-4	.250	4-4	1.000	0	2	2	2.0	2	1	0	0	2	11	7.6
at Maryland	01/09/22	*	33	1-5	.200	1-3	.333	0-0	.000	0	3	3	2.1	3	2	1	0	1	3	7.3
OHIO ST.	01/13/22	*	28	0-3	.000	0-2	.000	0-0	.000	0	2	2	2.1	2	1	3	0	0	0	6.8
at Northwestern	01/18/22	*	35	6-10	.600	2-3	.667	0-3	.000	1	0	1	2.0	1	1	0	0	0	14	7.2
MICHIGAN ST.	01/21/22	*	31	2-6	.333	1-3	.333	0-0	.000	0	2	2	2.0	3	3	2	0	2	5	7.1
at Nebraska	01/27/22	*	25	5-9	.556	3-5	.600	0-0	.000	1	2	3	2.1	3	2	1	0	3	13	7.4
MINNESOTA	01/30/22	*	32	2-5	.400	1-1	1.000	0-0	.000	0	3	3	2.1	2	1	1	0	1	5	7.3
at Illinois	02/02/22	*	28	3-9	.333	1-4	.250	0-0	.000	1	1	2	2.1	2	2	3	0	1	7	7.3
Totals			21	641	52-140	.371	23-71	.324	26-33	.788	6	38	44	2.1	42	28	4	25	153	7.3

Games played: 21
 Minutes/game: 30.5
 Points/game: 7.3
 FG Pct: 37.1
 3FG Pct: 32.4
 FT Pct: 78.8

Rebounds/game: 2.1
 Assists/game: 2.0
 Turnovers/game: 1.3
 Assist/turnover ratio: 1.5
 Steals/game: 1.2
 Blocks/game: 0.2

CAREER STATISTICS

Overall	Year	GP-GS	Min/Avg	FG-FGA	Pct	3-Point			Rebounding			PF-FO	Ast	TO	Blk	Stl	Pts/Avg
						FG-FGA	Pct	FT-FTA	Pct	Off-Def	Tot						
2021-22	21-21	640/30.5	52-139	.374	23-69	.333	26-33	.788	6-38	44	2.1	42-0	41	28	4	25	153/7.3
Total	21-21	640/30.5	52-139	.374	23-69	.333	26-33	.788	6-38	44	2.1	42-0	41	28	4	25	153/7.3
Conference	Year	GP-GS	Min/Avg	FG-FGA	Pct	3-Point			Rebounding			PF-FO	Ast	TO	Blk	Stl	Pts/Avg
						FG-FGA	Pct	FT-FTA	Pct	Off-Def	Tot						
2021-22	11-11	333/30.3	26-75	.347	12-37	.324	8-11	.727	3-21	24	2.2	24-0	18	13	2	12	72/6.5
Total	11-11	333/30.3	26-75	.347	12-37	.324	8-11	.727	3-21	24	2.2	24-0	18	13	2	12	72/6.5

33 | CHRIS VOGT

Senior | Center | 7-0 | 257
Mayfield, KY | Graves County (Cincinnati)



Twitter: @ChrisVogt33 | Instagram: @chrisvogt33

INDIVIDUAL BENCHMARKS

	SEASON	CAREER
GP/GS:	21/0	122/52
10+ POINTS:	0	26
20+ POINTS:	0	3
5+ REBOUNDS:	6	41
10+ REBOUNDS:	0	5
DOUBLE-DOUBLES:	0	4
2+ BLOCKS:	4	34
LED TEAM IN PTS:	0	6
LED TEAM IN REB:	3	15

GET TO KNOW CHRIS

Fifth-year senior transfer Chris Vogt joins the Wisconsin program after playing at Cincinnati last season. A 7-foot center from Mayfield, Kentucky, Vogt has played in 120+ games over his four-year collegiate career, including starting 50 of 53 games at Cincinnati. As a junior in 2019-20, he averaged 11.0 points, 5.9 rebounds and 1.6 blocks per game, shooting a conference-leading 64.8 percent from the floor. Last season, Vogt started 21 of 23 games and averaged 5.0 points, 3.5 rebounds, 1.1 blocks, and 56 percent field goal shooting in 19.4 minutes per game. He ranked among the conference leaders in blocks (fifth) and offensive rebounds (15th). Vogt spent his freshman and sophomore seasons at Northern Kentucky, where he played 48 games.

HONORS

- 2019-20 AAC Regular Season Championship
- 2018-19 Horizon League Regular Season Champion
- 2017-18 Horizon League Regular Season Champion

TOP CAREER PERFORMANCES

- **NICHOLLS (12/15/21):** Helped UW off the bench, finishing with 9 pts, 7 reb (4 off.), 1 stl in 25 minutes.
- **INDIANA (12/8/21):** Season highs with 9 points and 6 rebounds to spark UW's come-from-behind win.
- **LIPSCOMB (12/2/20):** Scored 12 points (6-7 FG) and hauled in 7 rebounds in the season opener. Played season-high 32 minutes
- **SOUTH FLORIDA (12/16/20):** Sparked the Bearcats offense with a season-high 13 points and added 4 rebounds, 3 assists, and 1 block.

SEASON HIGHS

POINTS: 9 (2x) MR vs. Nicholls (12/15/21)
FIELD GOALS: 4 (2x) MR vs. Nicholls (12/15/21)
FG ATTEMPTS: 7 vs. Nicholls (12/15/21)
3-POINT FGs: --
3-POINT FGAS: 1 vs. Green Bay (11/12/21)
FREE THROWS: 4 vs. Green Bay (11/12/21)
FT ATTEMPTS: 4 vs. Green Bay (11/12/21)
REBOUNDS: 9 vs. St. Francis Bkn (11/9/21)
ASSISTS: 2 (3x) MR vs. Michigan State (1/21/22)
BLOCKS: 3 (2x) MR at Maryland (1/9/22)
STEALS: 1 (6x) MR at Illinois (2/2/22)
MINUTES: 25 vs. Nicholls (12/15/21)

CAREER HIGHS

POINTS: 21 (2x) MR at Tulane (1/4/20)*
FIELD GOALS: 9 (3x) MR at Tulane (1/4/20)*
FG ATTEMPTS: 13 vs. Green Bay (1/24/19)**
3-POINT FGs: --
3-POINT FGAS: 1 vs. Green Bay (11/12/21)
FREE THROWS: 8 at Temple (1/22/20)*
FT ATTEMPTS: 9 (2x) MR at Temple (1/22/20)*
REBOUNDS: 14 vs. Green Bay (1/24/19)**
ASSISTS: 4 vs. Furman (12/10/20)*
BLOCKS: 6 vs. Temple (2/12/21)*
STEALS: 3 (2x) MR vs. Memphis (2/28/21)*
MINUTES: 41 at UConn (2/9/20)*

*recorded at Cincinnati **recorded at N Kentucky

GAME-BY-GAME STATISTICS

Opponent	Date	gs	min	Total		3-Pointers		Free throws		Rebounds			pf	a	t/o	blk	stl	pts	avg	
				fg-fga	pct	3fg-fga	pct	ft-fa	pct	off	def	tot								avg
ST. FRANCIS BROOKLYN	11/09/21	17	1-3	.333	0-0	.000	0-0	.000	2	7	9	9.0	2	1	0	2	1	2	2.0	
GREEN BAY	11/12/21	12	0-2	.000	0-1	.000	4-4	1.000	3	2	5	7.0	3	0	0	1	0	4	3.0	
PROVIDENCE	11/15/21	9	0-0	.000	0-0	.000	0-0	.000	0	1	1	5.0	3	1	0	1	0	0	2.0	
vs Texas A&M	11/22/21	7	0-0	.000	0-0	.000	0-0	.000	1	1	2	4.3	1	0	0	0	0	0	1.5	
vs Houston	11/23/21	11	0-0	.000	0-0	.000	0-0	.000	0	2	2	3.8	3	1	0	0	0	0	1.2	
vs Saint Mary's (CA)	11/24/21	6	0-1	.000	0-0	.000	0-0	.000	2	0	2	3.5	2	0	1	0	0	0	1.0	
at Georgia Tech	12/01/21	12	0-2	.000	0-0	.000	0-0	.000	3	4	7	4.0	4	1	0	0	0	0	0.9	
MARQUETTE	12/04/21	5	0-0	.000	0-0	.000	1-2	.500	1	2	3	3.9	0	0	2	0	0	1	0.9	
INDIANA	12/08/21	21	4-6	.667	0-0	.000	1-1	1.000	4	2	6	4.1	2	1	0	0	1	9	1.8	
at Ohio St.	12/11/21	17	3-6	.500	0-0	.000	1-3	.333	0	2	2	3.9	4	0	0	3	1	7	2.3	
NICHOLLS ST.	12/15/21	26	4-7	.571	0-0	.000	1-3	.333	4	3	7	4.2	2	1	0	0	1	9	2.9	
ILLINOIS ST.	12/29/21	12	2-4	.500	0-0	.000	0-0	.000	2	1	3	4.1	4	1	1	1	0	4	3.0	
at Purdue	01/03/22	13	2-3	.667	0-0	.000	2-3	.667	3	0	3	4.0	5	0	1	0	0	6	3.2	
IOWA	01/06/22	13	0-3	.000	0-0	.000	0-0	.000	2	2	4	4.0	3	1	0	0	0	0	3.0	
at Maryland	01/09/22	17	1-2	.500	0-0	.000	0-0	.000	0	1	1	3.8	3	2	0	3	0	2	2.9	
OHIO ST.	01/13/22	15	2-3	.667	0-0	.000	0-0	.000	0	1	1	3.6	3	2	0	0	1	4	3.0	
at Northwestern	01/18/22	18	2-4	.500	0-0	.000	0-0	.000	3	1	4	3.6	3	0	1	2	0	4	3.1	
MICHIGAN ST.	01/21/22	8	0-0	.000	0-0	.000	0-0	.000	0	1	1	3.5	3	2	0	0	0	0	2.9	
at Nebraska	01/27/22	15	0-4	.000	0-0	.000	0-0	.000	2	3	5	3.6	2	1	1	1	0	0	2.7	
MINNESOTA	01/30/22	8	0-1	.000	0-0	.000	0-0	.000	1	0	1	3.5	1	1	0	0	0	0	2.6	
at Illinois	02/02/22	13	1-2	.500	0-0	.000	0-0	.000	2	1	3	3.4	4	1	0	0	1	2	2.6	
Totals		0	275	22-53	.415	0-1	.000	10-16	.625	35	37	72	3.4	57	17	7	14	6	54	2.6

Games played: 21
 Minutes/game: 13.1
 Points/game: 2.6
 FG Pct: 41.5
 3FG Pct: 0.0
 FT Pct: 62.5

Rebounds/game: 3.4
 Assists/game: 0.8
 Turnovers/game: 0.3
 Assist/turnover ratio: 2.4
 Steals/game: 0.3
 Blocks/game: 0.7

CAREER STATISTICS

Overall	Year	GP-GS	Min/Avg	FG-FGA	Pct	3-Point		Rebounding		PF-FO	Ast TO	Blk Stl	Pts/Avg				
						FG-FGA	Pct	FT-FTA	Pct					Off-Def	Tot	Avg	
2017-18*	13-0	42/3.2	6-10	.600	---	---	2-6	.333	0-9	9	0.7	8-0	3	2	4	2	8/1.1
2018-19*	35-2	450/12.9	64-111	.577	---	---	30-78	.385	47-82	129	3.7	87-0	20	36	42	10	158/4.5
2019-20**	30-29	856/28.5	136-210	.648	---	---	58-101	.574	78-99	177	5.9	93-0	25	51	47	10	330/11.0
2020-21**	23/21	447/19.4	47-84	.560	---	---	20-57	.351	35-46	81	3.5	73-0	25	28	25	5	114/5.0
2021-22	21-0	273/13.0	22-53	.415	0-1	.000	10-16	.625	35-37	72	3.4	57-1	17	7	14	6	54/2.6
Total	122-52	2068/17.0	275-467	.588	0-1	.000	120-258	.465	195-273	468	3.8	318-1	90	124	132	33	670/5.5

*at Northern Kentucky **at Cincinnati

Conference	Year	GP-GS	Min/Avg	FG-FGA	Pct	3-Point		Rebounding		PF-FO	Ast TO	Blk Stl	Pts/Avg				
						FG-FGA	Pct	FT-FTA	Pct					Off-Def	Tot	Avg	
2017-18*	7-0	11/1.6	1-1	1.000	---	---	---	---	0-2	2	0.3	2-0	1	1	3	0	2/0.3
2018-19*	18-2	230/12.8	33-63	.524	---	---	14-35	.400	22-42	64	3.6	36-0	10	18	22	5	80/4.4
2019-20**	18-17	523/29.1	74-118	.627	---	---	31-58	.534	45-50	95	5.3	59-0	14	35	31	8	179/9.9
2020-21**	14-12	271/19.4	25-54	.463	---	---	19-47	.404	23-28	51	3.6	45-0	15	13	15	4	69/4.9
2021-22	11-0	156/14.2	15-34	.441	---	---	4-7	.571	17-14	31	2.8	33-1	11	3	9	4	34/3.1
Total	68-31	1191/17.5	148-270	.548	---	---	68-147	.463	107-136	243	3.6	175-1	51	70	80	21	364/5.4

*Horizon League **American Athletic Conference

34 | BRAD DAVISON

Senior | Guard | 6-4 | 200
Maple Grove, Minn. | Maple Grove High School



Twitter: @braddavi34 | Instagram: @braddavison

INDIVIDUAL BENCHMARKS

	SEASON	CAREER
GP/GS:	21/21	149/145
20+ POINTS:	6	16
30+ POINTS:	0	2
3+ ASSISTS:	8	51
3+ STEALS:	2	15
LED UW IN PTS:	5	30
LED UW IN AST:	7	31

GET TO KNOW BRAD

Fifth-year senior Brad Davison returns as a key team leader for Wisconsin, not only vocally, but also in terms of production on the court. The Maple Grove, Minnesota native has made over 145 career starts as a Badger, just the 12th player in school history to reach the 100 milestone. UW's returning scoring leader, Davison averaged 10.0 points per game last year and shot a career-best 39.1 percent from 3-point range. Starting all 31 games last season, Davison had a masterful performance in the 2021 NCAA Tournament, scoring a game-high 29 points and leading the Badgers to an 85-62 win over North Carolina in the first round.

HONORS

- Big Ten Co-Player of the Week (12/6/21)
- 2018 Big Ten All-Freshman Team
- 2x Big Ten Freshman of the Week
- 3x Academic All-Big Ten (2019, '20, '21)

CAREER

- Ranks 1st in school history with 278 career 3FGs.
- Ranks 1st in school history with 145 career starts.
- Ranks t-4th in school history with 83.7% career FT%.
- Ranks 8th in school history with 1,683 points
- Ranks 10th in school history with 148 career steals.
- Ranks 10th in school history with 317 career assists.
- Just the 12th Badger in school history to make 100 career starts (#100 vs. Louisville, 12/19/20).

TOP SEASON PERFORMANCES

- at Nebraska (1/27/22): Set UW's career 3FG record, finishing with 21 pts (5-8 3FG), 7 reb, 4 ast and 3 stl.
- #16 OHIO STATE (1/13/22): Scored a game-high 25 points (7-12 FG, 4-6 3FG, 7-8 FT).
- MARQUETTE (12/4/21): Scored 20 points, shooting 4-for-8 from 3PT range in the win
- at Ga Tech (12/1/21): Scored a season-high 27 pts (5-9 3FG) to lead UW to a B1G/ACC Challenge win

SEASON HIGHS

POINTS: 27 at Ga Tech (12/1/21)
 FIELD GOALS: 9 at Ga Tech (12/1/21)
 FG ATTEMPTS: 17 vs. Providence (11/15/21)
 3-POINT FGS: 6 vs. Michigan State (1/21/22)
 3-POINT FGAS: 11 (2x) MR vs. Texas A&M (11/22/21)
 FREE THROWS: 8 vs. Providence (11/15/21)
 FT ATTEMPTS: 10 vs. Providence (11/15/21)
 REBOUNDS: 7 (4x) MR at Nebraska (1/27/22)
 ASSISTS: 4 (2x) MR at Nebraska (1/27/22)
 BLOCKS: --
 STEALS: 3 (2x) MR at Nebraska (1/27/22)
 MINUTES: 39 vs. Providence (11/15/21)

CAREER HIGHS

POINTS: 30 (2x) MR at Nebraska (2/15/20)
 FIELD GOALS: 11 at Nebraska (2/15/20)
 FG ATTEMPTS: 19 vs. Michigan State (2/25/18)
 3-POINT FGS: 8 at Nebraska (2/15/20)
 3-POINT FGAS: 11 (3x) MR vs. Texas A&M (11/22/21)
 FREE THROWS: 12 vs. Rhode Island (12/9/20)
 FT ATTEMPTS: 16 vs. Marquette (12/9/17)
 REBOUNDS: 13 at Penn State (1/11/20)
 ASSISTS: 7 vs. Nebraska (12/22/20)
 BLOCKS: 1 (3x) MR vs. Mich. State (3/16/19)
 STEALS: 5 vs. Illinois (2/27/21)
 MINUTES: 44 vs. Minnesota (2/19/18)

GAME-BY-GAME STATISTICS

Opponent	Date	gs	min	Total		3-Pointers		Free throws		Rebounds			pf	a	t/o	blk	stl	pts	avg		
				fg-fga	pct	3fg-fga	pct	ft-fga	pct	off	def	tot								avg	
ST. FRANCIS BROOKLYN	11/09/21	*	23	3-8	.375	2-4	.500	0-1	.000	0	6	6	6.0	2	2	1	0	2	8	8.0	
GREEN BAY	11/12/21	*	24	5-8	.625	1-4	.250	4-4	1.000	2	1	3	4.5	2	2	1	0	1	15	11.5	
PROVIDENCE	11/15/21	*	39	7-17	.412	3-11	.273	8-10	.800	1	6	7	5.3	4	0	2	0	3	25	16.0	
vs Texas A&M	11/22/21	*	35	5-16	.313	3-11	.273	6-6	1.000	0	7	7	5.8	2	3	1	0	0	19	16.8	
vs Houston	11/23/21	*	28	2-6	.333	1-5	.200	4-4	1.000	0	4	4	5.4	4	2	1	0	1	9	15.2	
vs Saint Mary's (CA)	11/24/21	*	35	1-10	.100	1-7	.143	1-2	.500	1	2	3	5.0	3	1	0	0	0	4	13.3	
at Georgia Tech	12/01/21	*	37	9-16	.563	5-9	.556	4-5	.800	0	1	1	4.4	2	3	1	0	0	27	15.3	
MARQUETTE	12/04/21	*	33	6-12	.500	4-8	.500	4-5	.800	0	4	4	4.4	1	1	0	0	0	20	15.9	
INDIANA	12/08/21	*	34	3-12	.250	2-7	.286	0-0	.000	0	4	4	4.3	1	3	1	0	1	8	15.0	
at Ohio St.	12/11/21	*	28	4-12	.333	3-6	.500	2-2	1.000	0	5	5	4.4	3	0	1	0	0	13	14.8	
NICHOLLS ST.	12/15/21	*	35	5-12	.417	4-9	.444	5-6	.833	0	1	1	4.1	5	2	1	0	1	19	15.2	
ILLINOIS ST.	12/29/21	*	33	1-9	.111	1-8	.125	4-4	1.000	1	4	5	4.2	2	3	1	0	0	7	14.5	
at Purdue	01/03/22	*	38	5-11	.455	3-6	.500	2-2	1.000	0	3	3	4.1	1	3	0	0	0	15	14.5	
IOWA	01/06/22	*	32	6-11	.545	1-3	.333	5-5	1.000	3	4	7	4.3	1	2	1	0	1	18	14.8	
at Maryland	01/09/22	*	38	3-10	.300	1-7	.143	4-6	.667	1	2	3	4.2	1	2	1	0	1	11	14.5	
OHIO ST.	01/13/22	*	37	7-12	.583	4-6	.667	7-8	.875	0	3	3	4.1	2	1	1	0	0	25	15.2	
at Northwestern	01/18/22	*	37	4-8	.500	2-6	.333	3-3	1.000	0	4	4	4.1	1	4	1	0	0	13	15.1	
MICHIGAN ST.	01/21/22	*	35	8-12	.667	6-10	.600	0-0	.000	0	2	2	4.0	3	3	2	0	1	22	15.4	
at Nebraska	01/27/22	*	35	6-14	.429	5-8	.625	4-5	.800	0	7	7	4.2	3	4	2	0	3	21	15.7	
MINNESOTA	01/30/22	*	38	5-13	.385	4-9	.444	0-0	.000	0	4	4	4.2	2	2	1	0	1	14	15.7	
at Illinois	02/02/22	*	36	3-12	.250	0-6	.000	1-1	1.000	0	6	6	4.2	3	0	0	0	0	7	15.2	
Totals			21	710	98-241	.407	56-150	.373	68-79	.861	9	80	89	4.2	48	43	20	0	16	320	15.2

Games played: 21
 Minutes/game: 33.8
 Points/game: 15.2
 FG Pct: 40.7
 3FG Pct: 37.3
 FT Pct: 86.1

Rebounds/game: 4.2
 Assists/game: 2.0
 Turnovers/game: 1.0
 Assist/turnover ratio: 2.2
 Steals/game: 0.8

CAREER STATISTICS

Overall	Year	GP-GS	Min/Avg	FG-FGA	Pct	3-Point		FT-FTA	Pct	Rebounding			PF-FO	Ast	TO	Blk	Stl	Pts/Avg
						FG-FGA	Pct			Off-Def	Tot	Avg						
2017-18	33-29	1028/31.2	124-306	.405	60-169	.355	90-110	.818	10-66	76	2.3	109-3	83	59	1	40	398/12.1	
2018-19	34-34	1096/32.2	115-299	.385	52-149	.349	76-94	.809	10-101	111	3.3	79-2	62	34	2	36	358/10.5	
2019-20	30-30	927/30.9	92-233	.395	47-131	.359	65-77	.844	16-113	129	4.3	73-0	56	27	0	23	296/9.9	
2020-21	31-31	960/31.0	91-264	.345	63-162	.389	66-76	.868	10-99	109	3.5	72-2	73	72	0	33	311/10.0	
2021-22	21-21	712/33.9	98-241	.407	56-150	.373	68-79	.861	9-80	89	4.2	48-1	43	19	0	16	320/15.2	
Total	149-145	4723/31.7	520-1343	.387	278-761	.365	365-436	.837	55-459	514	3.4	381-8	317	166	3	148	1683/11.3	

Conference	Year	GP-GS	Min/Avg	FG-FGA	Pct	3-Point		FT-FTA	Pct	Rebounding			PF-FO	Ast	TO	Blk	Stl	Pts/Avg
						FG-FGA	Pct			Off-Def	Tot	Avg						
2017-18	18-18	598/33.2	67-175	.383	34-96	.354	47-53	.887	5-41	46	2.6	64-2	51	41	1	19	215/11.9	
2018-19	20-20	667/33.4	72-186	.387	32-87	.368	39-51	.765	6-64	70	3.5	51-2	37	18	1	15	215/10.8	
2019-20	19-19	593/31.2	56-149	.376	32-87	.368	42-52	.808	9-76	85	4.5	47-0	31	15	0	11	186/9.8	
2020-21	20-20	636/31.8	54-178	.303	38-108	.352	28-34	.824	9-67	76	3.8	50-1	47	18	0	25	174/8.7	
2021-22	11-11	389/35.4	54-127	.425	31-74	.419	28-32	.875	4-44	48	4.4	21-0	24	11	0	8	167/15.2	
Total	88-88	2883/32.8	303-815	.372	167-452	.369	184-222	.829	33-292	325	3.7	233-5	190	103	2	78	957/10.9	

Individual Game by Game

2 | JORDAN DAVIS

Sophomore | Guard | 6-4 | 198

La Crosse, Wis. | La Crosse Central High School

GAME-BY-GAME STATISTICS

Opponent	Date	gs	min	Total		3-Pointers		Free throws		Rebounds				pf	a	t/o	blk	stl	pts	avg
				fg-fga	pct	3fg-fga	pct	ft-fa	pct	off	def	tot	avg							
ST. FRANCIS BROOKLYN	11/09/21	4	1-2	.500	1-2	.500	0-0	.000	0	0	0	0.0	0	0	1	0	0	3	3.0	
GREEN BAY	11/12/21	7	2-2	1.000	0-0	.000	0-0	.000	1	1	2	1.0	2	0	1	0	1	4	3.5	
PROVIDENCE	11/15/21	0	1-1	1.000	1-1	1.000	0-0	.000	0	0	0	0.7	0	0	0	0	0	3	3.3	
vs Texas A&M	11/22/21	6	1-1	1.000	1-1	1.000	0-0	.000	1	3	4	1.5	1	0	0	0	1	3	3.3	
vs Houston	11/23/21	5	0-0	.000	0-0	.000	0-0	.000	0	1	1	1.4	1	0	0	0	0	2.6		
MARQUETTE	12/04/21	3	0-0	.000	0-0	.000	0-0	.000	0	0	0	1.2	0	0	1	0	0	2.2		
INDIANA	12/08/21	12	1-4	.250	1-4	.250	0-0	.000	1	1	1	1.1	0	0	0	0	0	3	2.3	
at Ohio St.	12/11/21	16	1-2	.500	0-0	.000	0-1	.000	1	1	2	1.3	0	0	0	1	1	2	2.3	
NICHOLLS ST.	12/15/21	7	0-1	.000	0-1	.000	0-0	.000	1	1	2	1.3	0	1	0	0	0	2.0		
ILLINOIS ST.	12/29/21	9	0-0	.000	0-0	.000	0-0	.000	0	0	0	1.2	2	0	0	0	0	1.8		
at Purdue	01/03/22	5	0-1	.000	0-1	.000	0-0	.000	0	2	2	1.3	1	0	0	0	1	0	1.6	
IOWA	01/06/22	1	0-0	.000	0-0	.000	0-0	.000	0	0	0	1.2	0	0	0	0	0	1.5		
at Maryland	01/09/22	4	1-1	1.000	1-1	1.000	0-0	.000	0	0	0	1.1	1	0	1	0	0	3	1.6	
OHIO ST.	01/13/22	3	0-1	.000	0-0	.000	0-0	.000	0	0	0	1.0	0	0	0	0	0	1.5		
at Northwestern	01/18/22	2	0-0	.000	0-0	.000	0-0	.000	0	1	1	1.0	0	0	0	0	0	1.4		
MICHIGAN ST.	01/21/22	1	0-0	.000	0-0	.000	0-0	.000	0	0	0	0.9	0	0	0	0	0	1.3		
at Nebraska	01/27/22	9	0-2	.000	0-1	.000	0-0	.000	1	1	2	1.0	0	1	0	1	0	1.2		
at Illinois	02/02/22	1	0-0	.000	0-0	.000	0-0	.000	0	0	0	0.9	2	0	0	0	0	1.2		
Totals		0	95	8-18	.444	5-12	.417	0-1	.000	5	12	17	0.9	10	2	4	2	4	21	1.2

CAREER STATISTICS

Overall	Year	GP-GS	Min/Avg	FG-FGA	Pct	3-Point		FT-FTA	Pct	Rebounding				PF-FO	Ast	TO	Blk	Stl	Pts/Avg
						FG-FGA	Pct			Off-Def	Tot	Avg							
2020-21	13-0	19/1.5	3-6	.500	2-5	.400	0-0	---	0-1	1	0.1	0-0	0	1	0	0	0	8/0.6	
2021-22	18-0	95/5.3	8-18	.444	5-12	.417	0-1	.000	5-12	17	0.9	10-0	2	4	2	4	21/1.2		
Total	31-0	114/3.7	11-24	.458	7-17	.412	0-1	.000	5-13	18	0.6	10-0	2	5	2	4	29/0.9		

Conference	Year	GP-GS	Min/Avg	FG-FGA	Pct	3-Point		FT-FTA	Pct	Rebounding				PF-FO	Ast	TO	Blk	Stl	Pts/Avg
						FG-FGA	Pct			Off-Def	Tot	Avg							
2020-21	8-0	9/1.1	1-4	.250	0-3	.000	0-0	---	0-1	1	0.1	0-0	0	1	0	0	0	2/0.3	
2021-22	10-0	54/5.4	3-11	.273	2-7	.286	0-1	.000	2-6	8	0.8	4-0	1	1	2	2	8/0.8		
Total	18-0	63/3.5	4-15	.267	2-10	.200	0-1	.000	2-6	9	0.5	4-0	1	2	2	2	10/0.6		

SEASON HIGHS

- POINTS: 4 vs. Green Bay (11/12/21)
- FIELD GOALS: 2 vs. Green Bay (11/12/21)
- FG ATTEMPTS: 4 vs. Indiana (12/8/21)
- 3-POINT FGS: 1 (5x) MR at Maryland (1/9/22)
- 3-POINT FGAS: 4 vs. Indiana (12/8/21)
- FREE THROWS: --
- FT ATTEMPTS: 1 at Ohio State (12/11/21)
- REBOUNDS: 4 vs. Texas A&M (11/22/21)
- ASSISTS: 1 (2x) MR at Nebraska (1/27/22)
- BLOCKS: 1 at Nebraska (1/27/22)
- STEALS: 1 (4x) MR at Purdue (1/3/22)
- MINUTES: 16 at Ohio State (12/11/21)

CAREER HIGHS

- POINTS: 4 vs. Green Bay (11/12/21)
- FIELD GOALS: 2 vs. Green Bay (11/12/21)
- FG ATTEMPTS: 3 at Michigan (1/12/21)
- 3-POINT FGS: 1 (7x) MR at Maryland (1/9/22)
- 3-POINT FGAS: 4 vs. Indiana (12/8/21)
- FREE THROWS: --
- FT ATTEMPTS: 1 at Ohio State (12/11/21)
- REBOUNDS: 4 vs. Texas A&M (11/22/21)
- ASSISTS: 1 (2x) MR at Nebraska (1/27/22)
- BLOCKS: 1 at Nebraska (1/27/22)
- STEALS: 1 (4x) MR at Purdue (1/3/22)
- MINUTES: 16 at Ohio State (12/11/21)

4 | CARTER HIGGINBOTTOM

Junior | Guard | 6-0 | 193

Chicago, Ill. | St. Ignatius High School

GAME-BY-GAME STATISTICS

Opponent	Date	gs	min	Total		3-Pointers		Free throws		Rebounds				pf	a	t/o	blk	stl	pts	avg
				fg-fga	pct	3fg-fga	pct	ft-fa	pct	off	def	tot	avg							
ST. FRANCIS BROOKLYN	11/09/21	1	0-0	.000	0-0	.000	0-0	.000	0	0	0	0.0	0	0	1	0	0	0	0.0	
GREEN BAY	11/12/21	2	0-0	.000	0-0	.000	0-0	.000	0	0	0	0.0	0	0	0	0	0	0	0.0	
MARQUETTE	12/04/21	1	0-0	.000	0-0	.000	0-0	.000	0	0	0	0.0	2	0	1	0	0	0	0.0	
IOWA	01/06/22	1	0-1	.000	0-0	.000	0-0	.000	0	0	0	0.0	0	0	0	0	0	0	0.0	
OHIO ST.	01/13/22	0	0-0	.000	0-0	.000	0-0	.000	0	0	0	0.0	0	0	0	0	0	0	0.0	
Totals		0	5	0-1	.000	0-0	.000	0-0	.000	0	0	0	0.0	2	0	2	0	0	0.0	

CAREER STATISTICS

Overall	Year	GP-GS	Min/Avg	FG-FGA	Pct	3-Point		FT-FTA	Pct	Rebounding				PF-FO	Ast	TO	Blk	Stl	Pts/Avg
						FG-FGA	Pct			Off-Def	Tot	Avg							
REDSHIRT SEASON																			
2019-20	9-0	9/1.0	0-1	.000	0-0	---	---	---	0-1	1	0.1	0-0	0	1	0	0	0	0/0.0	
2020-21	9-0	10/1.1	0-4	.000	0-0	---	0-2	.000	0-0	0	.000	1-0	1	2	0	1	0/0.0		
2021-22	4-0	5/1.3	0-1	.000	---	---	---	---	0-0	0	.000	2-0	0	2	0	0	0/0.0		
Total	22-0	24/1.1	0-6	.000	0-0	---	0-2	.000	0-1	1	0.04	3-0	1	5	0	1	0/0.0		

Conference	Year	GP-GS	Min/Avg	FG-FGA	Pct	3-Point		FT-FTA	Pct	Rebounding				PF-FO	Ast	TO	Blk	Stl	Pts/Avg
						FG-FGA	Pct			Off-Def	Tot	Avg							
REDSHIRT SEASON																			
2019-20	4-0	4/1.0	0-1	.000	0-0	---	0-0	---	0-0	0	0.0	0-0	0	0	0	0	0	0/0.0	
2020-21	4-0	5/1.3	0-1	.000	0-0	---	0-2	.000	0-0	0	0.0	1-0	0	1	0	0	0	0/0.0	
2021-22	1-0	1/1.0	0-1	.000	0-0	---	0-0	---	---	---	---	---	---	---	---	---	---	---	
Total	9-0	10/1.1	0-3	.000	0-0	---	0-2	.000	0-0	0	0.0	1	0	1	0	0	0/0.0		

SEASON HIGHS

- POINTS: --
- FIELD GOALS: --
- FG ATTEMPTS: --
- 3-POINT FGS: --
- 3-POINT FGAS: --
- FREE THROWS: --
- FT ATTEMPTS: --
- REBOUNDS: --
- ASSISTS: --
- BLOCKS: --
- STEALS: --
- MINUTES: 2 vs. Green Bay (11/12/21)

CAREER HIGHS

- POINTS: --
- FIELD GOALS: --
- FG ATTEMPTS: 1 (5x) MR vs. Penn State (2/2/21)
- 3-POINT FGS: --
- 3-POINT FGAS: --
- FREE THROWS: --
- FT ATTEMPTS: 2 at Nebraska (2/10/21)
- REBOUNDS: 1 vs. Milwaukee (12/21/19)
- ASSISTS: 1 vs. Green Bay (12/1/20)
- BLOCKS: --
- STEALS: 1 vs. North Carolina (3/19/21)
- MINUTES: 2 (4x) MR vs. Green Bay (11/12/21)

Individual Game by Game

10 | ISAAC LINDSEY

Sophomore | Guard | 6-4 | 184
 Mineral Point, Wis. | Mineral Point High School (UNLV)

GAME-BY-GAME STATISTICS

Opponent	Date	gs	min	Total		3-Pointers		Free throws		Rebounds				pf	a	t/o	blk	stl	pts	avg
				fg-fga	pct	3fg-fga	pct	ft-fa	pct	off	def	tot	avg							
ST. FRANCIS BROOKLYN	11/09/21	2	0-0	.000	0-0	.000	0-0	.000	0	0	0	0.0	0	0	0	0	0	0	0	0.0
GREEN BAY	11/12/21	4	0-1	.000	0-0	.000	0-0	.000	0	0	0	0.0	0	0	0	0	0	0	0	0.0
ILLINOIS ST.	12/29/21	3	1-3	.333	1-2	.500	0-0	.000	0	0	0	0.0	0	0	0	0	0	0	3	1.0
IOWA	01/06/22	1	0-0	.000	0-0	.000	0-0	.000	0	0	0	0.0	0	0	0	0	0	0	0	0.8
at Nebraska	01/27/22	1	0-0	.000	0-0	.000	0-0	.000	0	0	0	0.0	0	0	0	0	0	0	0	0.6
Totals		0	11	1-4	.250	1-2	.500	0-0	.000	0	0	0	0.0	0	0	0	0	0	3	0.6

CAREER STATISTICS

Overall			3-Point				Rebounding				Other				Pts/Avg		
Year	GP-GS	Min/Avg	FG-FGA	Pct	FG-FGA	Pct	FT-FTA	Pct	Off-Def	Tot	Avg	PF-FO	Ast	TO	Blk	Stl	Pts/Avg
2021-22	5-0	11/2.2	1-4	.250	1-2	.500	---	---	---	---	---	---	---	---	---	---	3/0.6
Total	5-0	11/2.2	1-4	.250	1-2	.500	---	---	---	---	---	---	---	---	---	---	3/0.6

Conference			3-Point				Rebounding				Other				Pts/Avg		
Year	GP-GS	Min/Avg	FG-FGA	Pct	FG-FGA	Pct	FT-FTA	Pct	Off-Def	Tot	Avg	PF-FO	Ast	TO	Blk	Stl	Pts/Avg
2021-22	2-0	2/2.0	---	---	---	---	---	---	---	---	---	---	---	---	---	---	---
Total	2-0	2/2.0	---	---	---	---	---	---	---	---	---	---	---	---	---	---	---

SEASON HIGHS

POINTS: 3 vs. Illinois St (12/29/21)
 FIELD GOALS: 1 vs. Illinois St (12/29/21)
 FG ATTEMPTS: 3 vs. Illinois St (12/29/21)
 3-POINT FGAS: 1 vs. Illinois St (12/29/21)
 3-POINT FGAS: 2 vs. Illinois St (12/29/21)
 FREE THROWS: --
 FT ATTEMPTS: --
 REBOUNDS: --
 ASSISTS: --
 BLOCKS: --
 STEALS: --
 MINUTES: 4 vs. Green Bay (11/12/21)

CAREER HIGHS

POINTS: 3 vs. Illinois St (12/29/21)
 FIELD GOALS: 1 vs. Illinois St (12/29/21)
 FG ATTEMPTS: 3 vs. Illinois St (12/29/21)
 3-POINT FGAS: 1 vs. Illinois St (12/29/21)
 3-POINT FGAS: 2 vs. Illinois St (12/29/21)
 FREE THROWS: --
 FT ATTEMPTS: --
 REBOUNDS: --
 ASSISTS: --
 BLOCKS: --
 STEALS: --
 MINUTES: 4 vs. Green Bay (11/12/21)

11 | LORNE BOWMAN II

Freshman | Guard | 6-2 | 210
 Detroit, Mich. | St. Mary's High School

GAME-BY-GAME STATISTICS

Opponent	Date	gs	min	Total		3-Pointers		Free throws		Rebounds				pf	a	t/o	blk	stl	pts	avg
				fg-fga	pct	3fg-fga	pct	ft-fa	pct	off	def	tot	avg							
ST. FRANCIS BROOKLYN	11/09/21	15	3-7	.429	3-4	.750	0-0	.000	2	2	4	4.0	0	1	1	0	0	9	9.0	
GREEN BAY	11/12/21	15	1-3	.333	1-2	.500	0-0	.000	0	1	1	2.5	4	1	1	0	3	3	6.0	
PROVIDENCE	11/15/21	11	1-3	.333	1-2	.500	0-0	.000	0	0	0	1.7	1	0	1	0	0	3	5.0	
vs Texas A&M	11/22/21	11	0-1	.000	0-0	.000	2-2	1.000	0	0	0	1.3	1	1	0	0	1	2	4.3	
vs Houston	11/23/21	12	1-1	1.000	0-0	.000	0-1	.000	0	0	0	1.0	1	0	1	0	0	2	3.8	
vs Saint Mary's (CA)	11/24/21	11	2-5	.400	1-2	.500	0-0	.000	0	0	0	0.8	1	0	1	0	0	5	4.0	
at Georgia Tech	12/01/21	8	2-3	.667	1-2	.500	0-0	.000	0	2	2	1.0	1	0	0	0	0	5	4.1	
MARQUETTE	12/04/21	11	2-4	.500	1-3	.333	0-0	.000	0	1	1	1.0	2	0	3	0	0	5	4.3	
NICHOLLS ST.	12/15/21	13	1-2	.500	1-2	.500	1-3	.333	0	3	3	1.2	0	0	1	0	0	4	4.2	
at Purdue	01/03/22	5	0-0	.000	0-0	.000	0-0	.000	0	0	0	1.1	0	1	0	0	0	0	3.8	
IOWA	01/06/22	9	0-3	.000	0-1	.000	0-0	.000	0	0	0	1.0	2	0	1	0	0	0	3.5	
at Maryland	01/09/22	8	0-1	.000	0-0	.000	0-0	.000	0	1	1	1.0	1	2	1	0	1	0	3.2	
OHIO ST.	01/13/22	12	1-1	1.000	1-1	1.000	0-2	.000	0	0	0	0.9	2	0	0	0	0	3	3.2	
at Northwestern	01/18/22	5	0-1	.000	0-1	.000	0-0	.000	0	1	1	0.9	2	1	0	0	0	0	2.9	
MICHIGAN ST.	01/21/22	12	1-3	.333	0-2	.000	2-2	1.000	0	0	0	0.9	2	2	0	0	0	4	3.0	
at Nebraska	01/27/22	13	1-4	.250	0-1	.000	2-4	.500	0	1	1	0.9	1	0	1	0	0	4	3.1	
MINNESOTA	01/30/22	10	1-4	.250	0-1	.000	3-3	1.000	0	0	0	0.8	1	0	0	0	1	5	3.2	
at Illinois	02/02/22	15	3-4	.750	1-1	1.000	0-0	.000	1	2	3	0.9	0	1	0	0	0	7	3.4	
Totals		0	196	20-50	.400	11-25	.440	10-17	.588	3	14	17	0.9	22	10	12	0	6	61	3.4

CAREER STATISTICS

Overall			3-Point				Rebounding				Other				Pts/Avg		
Year	GP-GS	Min/Avg	FG-FGA	Pct	FG-FGA	Pct	FT-FTA	Pct	Off-Def	Tot	Avg	PF-FO	Ast	TO	Blk	Stl	Pts/Avg
2021-22	18-0	196/10.9	20-50	.400	11-25	.440	10-17	.588	3-14	17	0.9	22-0	10	12	0	6	61/3.4
Total	18-0	196/10.9	20-50	.400	11-25	.440	10-17	.588	3-14	17	0.9	22-0	10	12	0	6	61/3.4

Conference			3-Point				Rebounding				Other				Pts/Avg		
Year	GP-GS	Min/Avg	FG-FGA	Pct	FG-FGA	Pct	FT-FTA	Pct	Off-Def	Tot	Avg	PF-FO	Ast	TO	Blk	Stl	Pts/Avg
2021-22	9-0	89/9.9	7-21	.333	2-8	.250	7-11	.636	1-5	6	0.7	11-0	7	3	0	2	23/2.6
Total	9-0	89/9.9	7-21	.333	2-8	.250	7-11	.636	1-5	6	0.7	11-0	7	3	0	2	23/2.6

SEASON HIGHS

POINTS: 9 vs. St. Francis Bkn (11/9/21)
 FIELD GOALS: 3 vs. St. Francis Bkn (11/9/21)
 FG ATTEMPTS: 7 vs. St. Francis Bkn (11/9/21)
 3-POINT FGAS: 3 vs. St. Francis Bkn (11/9/21)
 3-POINT FGAS: 4 vs. St. Francis Bkn (11/9/21)
 FREE THROWS: 3 vs. Minnesota (1/30/22)
 FT ATTEMPTS: 4 at Nebraska (1/27/22)
 REBOUNDS: 4 vs. St. Francis Bkn (11/9/21)
 ASSISTS: 2 (2x) MR vs. Michigan St (1/21/22)
 BLOCKS: --
 STEALS: 1 (3x) MR vs. Minnesota (1/30/22)
 MINUTES: 15 vs. St. Francis Bkn (11/9/21)

CAREER HIGHS

POINTS: 9 vs. St. Francis Bkn (11/9/21)
 FIELD GOALS: 3 vs. St. Francis Bkn (11/9/21)
 FG ATTEMPTS: 7 vs. St. Francis Bkn (11/9/21)
 3-POINT FGAS: 3 vs. St. Francis Bkn (11/9/21)
 3-POINT FGAS: 4 vs. St. Francis Bkn (11/9/21)
 FREE THROWS: 3 vs. Minnesota (1/30/22)
 FT ATTEMPTS: 4 at Nebraska (1/27/22)
 REBOUNDS: 4 vs. St. Francis Bkn (11/9/21)
 ASSISTS: 2 (2x) MR vs. Michigan St (1/21/22)
 BLOCKS: --
 STEALS: 1 (3x) MR vs. Minnesota (1/30/22)
 MINUTES: 15 vs. St. Francis Bkn (11/9/21)

Individual Game by Game

13 | JUSTIN TAPHORN

Freshman | Guard | 6-5 | 198
Pekin, Ill. | Pekin High School

GAME-BY-GAME STATISTICS

Opponent	Date	gs	min	Total		3-Pointers		Free throws		Rebounds				pts	avg									
				fg-fga	pct	3fg-fga	pct	ft-fa	pct	off	def	tot	avg			pf	a	t/o	blk	stl				
ST. FRANCIS BROOKLYN	11/09/21	1	0-0	.000	0-0	.000	0-0	.000	0	0	0	0.0	0	0	0	0	0	0	0	0	0	0	0	0
GREEN BAY	11/12/21	2	0-0	.000	0-0	.000	0-0	.000	0	0	0	0.0	0	0	0	0	0	0	0	0	0	0	0	0
MARQUETTE	12/04/21	1	0-0	.000	0-0	.000	0-0	.000	0	0	0	0.0	0	0	0	0	0	0	0	0	0	0	0	0
Totals		0	4	0-0	.000	0-0	.000	0-0	.000	0	0	0	0.0	0	0	0	0	0	0	0	0	0	0	0

CAREER STATISTICS

Overall		3-Point						Rebounding						PF-FO		Ast TO		Blk Stl		Pts/Avg	
Year	GP-GS	Min/Avg	FG-FGA	Pct	FG-FGA	Pct	FT-FTA	Pct	Off-Def	Tot	Avg	PF-FO	Ast	TO	Blk	Stl	Pts	Avg			
2020-21	6-0	8/1.3	0-1	.000	0-1	.000	---	---	0-0	0	---	0-0	0	1	0	0	0/0.0				
2021-22	3-0	4/1.3	0-0	.000	0-0	.000	---	---	0-0	0	---	0-0	0	0	0	0	0/0.0				
Total	9-0	12/1.3	0-1	.000	0-1	.000	---	---	0-0	0	---	0-0	0	1	0	0	0/0.0				

SEASON HIGHS

POINTS: --
FIELD GOALS: --
FG ATTEMPTS: --
3-POINT FGS: --
3-POINT FGAS: --
FREE THROWS: --
FT ATTEMPTS: --
REBOUNDS: --
ASSISTS: --
BLOCKS: --
STEALS: --
MINUTES: 2 vs. Green Bay (11/12/21)

CAREER HIGHS

POINTS: --
FIELD GOALS: --
FG ATTEMPTS: 1 vs. Green Bay (12/1/20)
3-POINT FGS: --
3-POINT FGAS: 1 vs. Green Bay (12/1/20)
FREE THROWS: --
FT ATTEMPTS: --
REBOUNDS: --
ASSISTS: --
BLOCKS: --
STEALS: --
MINUTES: 2 vs. Green Bay (11/12/21)

14 | CARTER GILMORE

Freshman | Forward | 6-7 | 215
Hartland, Wis. | Arrowhead High School

GAME-BY-GAME STATISTICS

Opponent	Date	gs	min	Total		3-Pointers		Free throws		Rebounds				pts	avg					
				fg-fga	pct	3fg-fga	pct	ft-fa	pct	off	def	tot	avg			pf	a	t/o	blk	stl
ST. FRANCIS BROOKLYN	11/09/21	7	2-2	1.000	0-0	.000	1-2	.500	0	1	1	1.0	0	1	0	1	1	5	5.0	
GREEN BAY	11/12/21	14	0-4	.000	0-1	.000	0-0	.000	2	3	5	3.0	0	0	1	2	0	2.5		
PROVIDENCE	11/15/21	25	0-3	.000	0-1	.000	0-0	.000	0	5	5	3.7	2	0	0	0	1.7			
vs Texas A&M	11/22/21	11	0-0	.000	0-0	.000	1-2	.500	0	0	0	2.8	2	0	0	1	1.5			
vs Houston	11/23/21	9	0-1	.000	0-1	.000	0-0	.000	0	0	0	2.2	1	1	0	1	1.2			
vs Saint Mary's (CA)	11/24/21	12	1-1	1.000	0-0	.000	2-2	1.000	1	0	1	2.0	2	0	0	0	4.7			
at Georgia Tech	12/01/21	5	0-0	.000	0-0	.000	0-0	.000	0	1	1	1.9	1	0	0	0	1.4			
MARQUETTE	12/04/21	7	0-0	.000	0-0	.000	0-0	.000	1	0	1	1.8	3	1	0	0	1.3			
INDIANA	12/08/21	4	1-2	.500	0-1	.000	0-0	.000	0	0	0	1.6	0	0	0	0	2.3			
NICHOLLS ST.	12/15/21	4	0-0	.000	0-0	.000	0-1	.000	0	0	0	1.4	1	0	0	0	1.2			
ILLINOIS ST.	12/29/21	8	1-1	1.000	1-1	1.000	0-0	.000	0	3	3	1.5	1	0	0	0	3.4			
at Purdue	01/03/22	19	0-3	.000	0-3	.000	0-0	.000	2	0	2	1.6	1	1	1	0	1.3			
IOWA	01/06/22	8	1-2	.500	0-1	.000	0-0	.000	0	0	0	1.5	3	0	0	0	2.3			
at Maryland	01/09/22	9	1-2	.500	0-0	.000	0-0	.000	0	0	0	1.4	2	0	0	0	2.4			
OHIO ST.	01/13/22	7	0-2	.000	0-2	.000	0-0	.000	0	0	0	1.3	0	1	0	0	1.3			
at Northwestern	01/18/22	7	0-0	.000	0-0	.000	0-0	.000	0	2	2	1.3	0	3	0	0	1.2			
MICHIGAN ST.	01/21/22	10	0-3	.000	0-1	.000	0-0	.000	0	1	1	1.3	0	0	0	0	1.1			
at Nebraska	01/27/22	1	0-0	.000	0-0	.000	0-0	.000	0	0	0	1.2	0	0	0	0	1.1			
MINNESOTA	01/30/22	4	0-1	.000	0-1	.000	0-0	.000	0	0	0	1.2	1	0	0	0	1.0			
at Illinois	02/02/22	0	0-0	.000	0-0	.000	0-0	.000	0	0	0	1.1	0	0	0	0	1.0			
Totals		0	171	7-27	.259	1-13	.077	4-7	.571	6	16	22	1.1	20	8	2	4	2	19	1.0

CAREER STATISTICS

Overall		3-Point						Rebounding						PF-FO		Ast TO		Blk Stl		Pts/Avg	
Year	GP-GS	Min/Avg	FG-FGA	Pct	FG-FGA	Pct	FT-FTA	Pct	Off-Def	Tot	Avg	PF-FO	Ast	TO	Blk	Stl	Pts	Avg			
2020-21	9-0	17/1.9	1-5	.200	0-4	.000	0-0	.000	0-3	3	0.3	2-0	0	0	0	0	2/0.2				
2021-22	20-0	170/8.5	7-27	.259	1-13	.077	4-7	.571	6-16	22	1.1	20-0	8	3	4	2	19/1.0				
Total	29-0	187/6.4	8-32	.250	1-17	.059	4-7	.571	6-19	25	0.9	22-0	8	3	4	2	21/0.7				

Conference		3-Point						Rebounding						PF-FO		Ast TO		Blk Stl		Pts/Avg	
Year	GP-GS	Min/Avg	FG-FGA	Pct	FG-FGA	Pct	FT-FTA	Pct	Off-Def	Tot	Avg	PF-FO	Ast	TO	Blk	Stl	Pts	Avg			
2020-21	4-0	8/2.0	0-2	.000	0-2	.000	---	---	0-1	1	0.3	1-0	0	0	0	0	0/0.0				
2021-22	10-0	68/6.8	3-15	.200	0-9	.000	---	---	2-3	5	0.5	7-0	5	1	0	0	6/0.6				
Total	14-0	76/5.4	3-17	.176	0-11	.000	---	---	2-4	6	0.4	8-0	5	1	0	0	6/0.4				

SEASON HIGHS

POINTS: 5 vs. St. Francis Bkn (11/9/21)
FIELD GOALS: 2 vs. St. Francis Bkn (11/9/21)
FG ATTEMPTS: 3 (3x) MR vs. Michigan St (1/21/22)
3-POINT FGS: 1 vs. Illinois St (12/29/21)
3-POINT FGAS: 3 at Purdue (1/3/22)
FREE THROWS: 2 vs. Saint Mary's (11/24/21)
FT ATTEMPTS: 2 (2x) MR vs. Saint Mary's (11/24/21)
REBOUNDS: 5 vs. Providence (11/15/21)
ASSISTS: 3 at Northwestern (1/18/22)
BLOCKS: 1 vs. Texas A&M (11/22/21)
STEALS: 1 (2x) MR vs. Houston (11/23/21)
MINUTES: 25 vs. Providence (11/15/21)

CAREER HIGHS

POINTS: 5 vs. St. Francis Bkn (11/9/21)
FIELD GOALS: 2 vs. St. Francis Bkn (11/9/21)
FG ATTEMPTS: 3 (3x) MR vs. Michigan St (1/21/22)
3-POINT FGS: 1 vs. Illinois St (12/29/21)
3-POINT FGAS: 3 at Purdue (1/3/22)
FREE THROWS: 2 vs. Saint Mary's (11/24/21)
FT ATTEMPTS: 2 (2x) MR vs. Saint Mary's (11/24/21)
REBOUNDS: 5 vs. Providence (11/15/21)
ASSISTS: 3 at Northwestern (1/18/22)
BLOCKS: 1 vs. Texas A&M (11/22/21)
STEALS: 1 (2x) MR vs. Houston (11/23/21)
MINUTES: 25 vs. Providence (11/15/21)

Individual Game by Game

35 | MARKUS ILVER

Freshman | Forward | 6-8 | 247
Tallinn, Estonia | Western Reserve Academy

GAME-BY-GAME STATISTICS

Opponent	Date	gs	min	Total		3-Pointers		Free throws		Rebounds				pf	a	t/o	blk	stl	pts	avg
				fg-fga	pct	3fg-fga	pct	ft-fa	pct	off	def	tot	avg							
ST. FRANCIS BROOKLYN	11/09/21	7	1-2	.500	0-1	.000	0-0	.000	0	0	0	0.0	1	0	0	0	0	2	2.0	
GREEN BAY	11/12/21	11	0-4	.000	0-2	.000	3-4	.750	1	3	4	2.0	4	0	1	0	0	3	2.5	
PROVIDENCE	11/15/21	2	0-0	.000	0-0	.000	0-0	.000	0	0	0	1.3	0	0	0	0	0	1.7		
MARQUETTE	12/04/21	2	0-1	.000	0-1	.000	0-0	.000	0	0	0	1.0	0	0	0	0	0	1.3		
at Ohio St.	12/11/21	3	0-1	.000	0-1	.000	0-0	.000	0	0	0	0.8	0	0	0	0	0	1.0		
ILLINOIS ST.	12/29/21	2	0-0	.000	0-0	.000	0-0	.000	0	0	0	0.7	0	0	0	0	0	0.8		
IOWA	01/06/22	1	0-0	.000	0-0	.000	0-0	.000	0	0	0	0.6	1	0	1	0	0	0.7		
Totals		0	28	1-8	.125	0-5	.000	3-4	.750	1	3	4	0.6	6	0	2	0	5	0.7	

CAREER STATISTICS

Overall		3-Point				Rebounding															
Year	GP-GS	Min/Avg	FG-FGA	Pct	FG-FGA	Pct	FT-FTA	Pct	Off-Def	Tot	Avg	PF-FO	Ast	TO	Blk	Stl	Pts/Avg				
2021-22	7-0	27/3.9	1-8	.125	0-5	.000	3-4	.750	1-3	4	0.6	6-0	0	2	0	0	5/0.7				
Total	7-0	27/3.9	1-8	.125	0-5	.000	3-4	.750	1-3	4	0.6	6-0	0	2	0	0	5/0.7				
Conference		3-Point				Rebounding															
Year	GP-GS	Min/Avg	FG-FGA	Pct	FG-FGA	Pct	FT-FTA	Pct	Off-Def	Tot	Avg	PF-FO	Ast	TO	Blk	Stl	Pts/Avg				
2021-22	2-0	4/2.0	0-1	.000	0-1	.000	0-0	---	0-0	0	0.0	1-0	0	1	0	0	0/0.0				
Total	2-0	4/2.0	0-1	.000	0-1	.000	0-0	---	0-0	0	0.0	1-0	0	1	0	0	0/0.0				

SEASON HIGHS

POINTS: 3 vs. Green Bay (11/12/21)
 FIELD GOALS: 1 vs. St. Francis Bkn (11/9/21)
 FG ATTEMPTS: 4 vs. Green Bay (11/12/21)
 3-POINT FGS: --
 3-POINT FGAS: 2 vs. Green Bay (11/12/21)
 FREE THROWS: 3 vs. Green Bay (11/12/21)
 FT ATTEMPTS: 4 vs. Green Bay (11/12/21)
 REBOUNDS: 4 vs. Green Bay (11/12/21)
 ASSISTS: --
 BLOCKS: --
 STEALS: --
 MINUTES: 11 vs. Green Bay (11/12/21)

CAREER HIGHS

POINTS: 3 vs. Green Bay (11/12/21)
 FIELD GOALS: 1 vs. St. Francis Bkn (11/9/21)
 FG ATTEMPTS: 4 vs. Green Bay (11/12/21)
 3-POINT FGS: --
 3-POINT FGAS: 2 vs. Green Bay (11/12/21)
 FREE THROWS: 3 vs. Green Bay (11/12/21)
 FT ATTEMPTS: 4 vs. Green Bay (11/12/21)
 REBOUNDS: 4 vs. Green Bay (11/12/21)
 ASSISTS: --
 BLOCKS: --
 STEALS: --
 MINUTES: 11 vs. Green Bay (11/12/21)

SEASON STATISTICS

Updated Through February 2, 2022

RECORD:	OVERALL	HOME	AWAY	NEUTRAL
ALL GAMES	17-4	9-2	5-2	3-0
CONFERENCE	8-3	4-1	4-2	0-0
NON-CONFERENCE	9-1	5-1	1-0	3-0

##	Player	gp-gs	min	Total			3-Point		F-Throw		Rebounds			pf	dq	a	to	blk	stl	pts	avg				
				fg-fga	fg%	3fg-fga	3fg%	ft-fa	ft%	off	def	tot	avg												
01	Johnny Davis	19-19	662	34.8	141-327	.431	28-80	.350	97-124	.782	32	125	157	8.3	30	0	47	41	11	24	407	21.4			
34	Brad Davison	21-21	710	33.8	98-241	.407	56-150	.373	68-79	.861	9	80	89	4.2	48	1	43	20	0	16	320	15.2			
05	Tyler Wahl	20-20	580	29.0	83-163	.509	3-27	.111	51-72	.708	26	90	116	5.8	50	1	34	24	18	16	220	11.0			
22	Steven Crowl	21-21	514	24.5	73-153	.477	16-54	.296	26-33	.788	35	57	92	4.4	55	1	26	21	5	6	188	9.0			
23	Chucky Hepburn	21-21	641	30.5	52-140	.371	23-71	.324	26-33	.788	6	38	44	2.1	42	0	42	28	4	25	153	7.3			
11	Lorne Bowman II	18-0	196	10.9	20-50	.400	11-25	.440	10-17	.588	3	14	17	0.9	22	0	10	12	0	6	61	3.4			
33	Chris Vogt	21-0	275	13.1	22-53	.415	0-1	.000	10-16	.625	35	37	72	3.4	57	1	17	7	14	6	54	2.6			
20	Ben Carlson	20-2	201	10.1	17-53	.321	1-17	.059	4-7	.571	16	25	41	2.1	6	0	3	6	1	1	39	2.0			
00	Jahcobi Neath	13-1	107	8.2	8-28	.286	3-10	.300	6-9	.667	6	11	17	1.3	8	0	6	2	1	3	25	1.9			
02	Jordan Davis	18-0	95	5.3	8-18	.444	5-12	.417	0-1	.000	5	12	17	0.9	10	0	2	4	2	4	21	1.2			
14	Carter Gilmore	20-0	171	8.6	7-27	.259	1-13	.077	4-7	.571	6	16	22	1.1	20	0	8	2	4	2	19	1.0			
35	Markus Ilver	7-0	28	4.0	1-8	.125	0-5	.000	3-4	.750	1	3	4	0.6	6	0	0	2	0	0	5	0.7			
10	Isaac Lindsey	5-0	11	2.2	1-4	.250	1-2	.500	0-0	.000	0	0	0	0.0	0	0	0	0	0	0	3	0.6			
04	Carter Higginbottom	5-0	5	1.0	0-1	.000	0-0	.000	0-0	.000	0	0	0	0.0	2	0	0	2	0	0	0	0.0			
13	Justin Taphorn	3-0	4	1.3	0-0	.000	0-0	.000	0-0	.000	0	0	0	0.0	0	0	0	0	0	0	0	0.0			
Team											31	33	64												4
Total.....		21	4200	531-1266		.419	148-467	.317	305-402	.759	211	541	752	35.8	356	4	238	175	60	109	1515	72.1			
Opponents.....		21	4200	531-1206		.440	137-407	.337	210-321	.654	178	565	743	35.4	397	11	244	246	74	89	1409	67.1			

TEAM STATISTICS

	WIS	OPP	Date	Opponent	Score	Att.
SCORING	1515	1409	11/09/21	ST. FRANCIS BROOKLYN	w 81-58	15735
Points per game	72.1	67.1	11/12/21	GREEN BAY	w 72-34	16005
Scoring margin	+5.0	-	11/15/21	PROVIDENCE	L 58-63	15773
FIELD GOALS-ATT	531-1266	531-1206	11/22/21	vs Texas A&M	w 69-58	0
Field goal pct	.419	.440	11/23/21	vs Houston	w 65-63	0
3 POINT FG-ATT	148-467	137-407	11/24/21	vs Saint Mary's (CA)	w 61-55	2901
3-point FG pct	.317	.337	12/01/21	at Georgia Tech	w 70-66	6302
3-pt FG made per game	7.0	6.5	12/04/21	MARQUETTE	w 89-76	17287
FREE THROWS-ATT	305-402	210-321	* 12/08/21	INDIANA	w 64-59	16013
Free throw pct	.759	.654	* 12/11/21	at Ohio St.	L 55-73	13856
F-Throws made per game	14.5	10.0	12/15/21	NICHOLLS ST.	w 71-68	15752
REBOUNDS	752	743	12/29/21	ILLINOIS ST.	w 89-85	15718
Rebounds per game	35.8	35.4	* 01/03/22	at Purdue	w 74-69	14804
Rebounding margin	+0.4	-	* 01/06/22	IOWA	w 87-78	15212
ASSISTS	238	244	* 01/09/22	at Maryland	w 70-69	10864
Assists per game	11.3	11.6	* 01/13/22	OHIO ST.	w 78-68	15571
TURNOVERS	175	246	* 01/18/22	at Northwestern	w 82-76	5251
Turnovers per game	8.3	11.7	* 01/21/22	MICHIGAN ST.	L 74-86	17287
Turnover margin	+3.4	-	* 01/27/22	at Nebraska	w 73-65	15385
Assist/turnover ratio	1.4	1.0	* 01/30/22	MINNESOTA	w 66-60	17287
STEALS	109	89	* 02/02/22	at Illinois	L 67-80	14860
Steals per game	5.2	4.2				
BLOCKS	60	74				
Blocks per game	2.9	3.5				
ATTENDANCE	177640	84223				
Home games-Avg/Game	11-16149	7-11617				
Neutral site-Avg/Game	-	3-967				

* = Conference game

Score by Periods

	1st	2nd	Totals
Wisconsin	721	794	1515
Opponents	650	759	1409

BIG TEN STATISTICS

Updated Through February 2, 2022

RECORD:	OVERALL	HOME	AWAY	NEUTRAL
ALL GAMES	8-3	4-1	4-2	0-0
CONFERENCE	8-3	4-1	4-2	0-0
NON-CONFERENCE	0-0	0-0	0-0	0-0

##	Player	gp-gs	min	Total		3-Point		F-Throw		Rebounds		pf	dq	a	to	blk	stl	pts	avg						
				fg-fga	fg%	3fg-fga	3fg%	ft-fa	ft%	off	def									tot	avg				
01	Johnny Davis	11-11	400	36.4	86-198	.434	17-50	.340	57-76	.750	19	88	107	9.7	20	0	25	26	5	12	246	22.4			
34	Brad Davison	11-11	388	35.3	54-127	.425	31-74	.419	28-32	.875	4	44	48	4.4	21	0	24	11	0	8	167	15.2			
05	Tyler Wahl	10-10	278	27.8	46-86	.535	3-16	.188	25-35	.714	14	54	68	6.8	31	1	23	13	6	9	120	12.0			
22	Steven Crowl	11-11	272	24.7	35-69	.507	7-26	.269	10-11	.909	13	22	35	3.2	34	1	17	11	0	4	87	7.9			
23	Chucky Hepburn	11-11	333	30.3	26-75	.347	12-37	.324	8-11	.727	3	21	24	2.2	24	0	18	13	2	12	72	6.5			
33	Chris Vogt	11-0	158	14.4	15-34	.441	0-0	.000	4-7	.571	17	14	31	2.8	33	1	11	3	9	4	34	3.1			
11	Lorne Bowman II	9-0	89	9.9	7-21	.333	2-8	.250	7-11	.636	1	5	6	0.7	11	0	7	3	0	2	23	2.6			
20	Ben Carlson	11-1	105	9.5	7-26	.269	1-10	.100	3-5	.600	8	8	16	1.5	4	0	0	2	0	1	18	1.6			
00	Jahcobi Neath	9-0	47	5.2	3-11	.273	2-6	.333	1-3	.333	2	5	7	0.8	2	0	3	1	0	0	9	1.0			
02	Jordan Davis	10-0	54	5.4	3-11	.273	2-7	.286	0-1	.000	2	6	8	0.8	4	0	1	1	2	2	8	0.8			
14	Carter Gilmore	10-0	69	6.9	3-15	.200	0-9	.000	0-0	.000	2	3	5	0.5	7	0	5	1	0	0	6	0.6			
04	Carter Higginbottom	2-0	1	0.5	0-1	.000	0-0	.000	0-0	.000	0	0	0	0.0	0	0	0	0	0	0	0	0.0			
35	Markus Ilver	2-0	4	2.0	0-1	.000	0-1	.000	0-0	.000	0	0	0	0.0	1	0	0	1	0	0	0	0.0			
10	Isaac Lindsey	2-0	2	1.0	0-0	.000	0-0	.000	0-0	.000	0	0	0	0.0	0	0	0	0	0	0	0	0.0			
Team											13	13	26												2
Total.....		11	2200	285-675		.422	77-244	.316	143-192	.745	98	283	381	34.6	192	3	134	88	24	54	790	71.8			
Opponents.....		11	2200	300-648		.463	69-200	.345	114-174	.655	90	309	399	36.3	195	5	152	118	35	42	783	71.2			

TEAM STATISTICS	WIS	OPP	Date	Opponent	Score	Att.
SCORING	790	783	* 12/08/21	INDIANA	w 64-59	16013
Points per game	71.8	71.2	* 12/11/21	at Ohio St.	L 55-73	13856
Scoring margin	+0.6	-	* 01/03/22	at Purdue	w 74-69	14804
FIELD GOALS-ATT	285-675	300-648	* 01/06/22	IOWA	w 87-78	15212
Field goal pct	.422	.463	* 01/09/22	at Maryland	w 70-69	10864
3 POINT FG-ATT	77-244	69-200	* 01/13/22	OHIO ST.	w 78-68	15571
3-point FG pct	.316	.345	* 01/18/22	at Northwestern	w 82-76	5251
3-pt FG made per game	7.0	6.3	* 01/21/22	MICHIGAN ST.	L 74-86	17287
FREE THROWS-ATT	143-192	114-174	* 01/27/22	at Nebraska	w 73-65	15385
Free throw pct	.745	.655	* 01/30/22	MINNESOTA	w 66-60	17287
F-Throws made per game	13.0	10.4	* 02/02/22	at Illinois	L 67-80	14860
REBOUNDS	381	399	* = Conference game			
Rebounds per game	34.6	36.3				
Rebounding margin	-1.6	-				
ASSISTS	134	152				
Assists per game	12.2	13.8				
TURNOVERS	88	118				
Turnovers per game	8.0	10.7				
Turnover margin	+2.7	-				
Assist/turnover ratio	1.5	1.3				
STEALS	54	42				
Steals per game	4.9	3.8				
BLOCKS	24	35				
Blocks per game	2.2	3.2				
ATTENDANCE	81370	75020				
Home games-Avg/Game	5-16274	6-12503				
Neutral site-Avg/Game	-	0-0				

Score by Periods	1st	2nd	Totals
Wisconsin	377	413	790
Opponents	360	423	783

HOME STATISTICS

Updated Through January 30, 2022

RECORD:	OVERALL	HOME	AWAY	NEUTRAL
ALL GAMES	9-2	9-2	0-0	0-0
CONFERENCE	4-1	4-1	0-0	0-0
NON-CONFERENCE	5-1	5-1	0-0	0-0

#	Player	gp-gs	min	avg	Total		3-Point		F-Throw		Rebounds				pf	dq	a	to	blk	stl	pts	avg
					fg-fga	fg%	3fg-fga	3fg%	ft-fga	ft%	off	def	tot	avg								
01	Johnny Davis	9-9	299	33.2	63-154	.409	10-33	.303	43-55	.782	15	56	71	7.9	15	0	25	16	5	6	179	19.9
34	Brad Davison	11-11	363	33.0	56-126	.444	32-79	.405	37-43	.860	7	39	46	4.2	25	1	21	12	0	11	181	16.5
05	Tyler Wahl	10-10	290	29.0	41-77	.532	2-14	.143	32-47	.681	18	42	60	6.0	21	0	20	13	9	8	116	11.6
22	Steven Crowl	11-11	265	24.1	47-89	.528	10-27	.370	16-21	.762	23	36	59	5.4	19	0	18	7	3	3	120	10.9
23	Chucky Hepburn	11-11	331	30.1	27-73	.370	11-34	.324	18-21	.857	2	19	21	1.9	24	0	23	15	2	16	83	7.5
11	Lorne Bowman II	9-0	108	12.0	11-30	.367	8-18	.444	6-10	.600	2	7	9	1.0	14	0	4	8	0	4	36	4.0
00	Jahcobi Neath	7-1	86	12.3	7-22	.318	3-8	.375	5-7	.714	5	9	14	2.0	7	0	5	2	1	3	22	3.1
33	Chris Vogt	11-0	146	13.3	13-29	.448	0-1	.000	7-10	.700	19	22	41	3.7	26	0	11	3	5	4	33	3.0
20	Ben Carlson	10-2	123	12.3	11-35	.314	1-11	.091	3-4	.750	10	16	26	2.6	3	0	1	3	1	1	26	2.6
02	Jordan Davis	10-0	47	4.7	5-11	.455	3-8	.375	0-0	.000	2	3	5	0.5	4	0	1	3	0	1	13	1.3
14	Carter Gilmore	11-0	98	8.9	5-20	.250	1-9	.111	1-3	.333	3	13	16	1.5	11	0	3	1	3	1	12	1.1
35	Markus Ilver	6-0	25	4.2	1-7	.143	0-4	.000	3-4	.750	1	3	4	0.7	6	0	0	2	0	0	5	0.8
10	Isaac Lindsey	4-0	10	2.5	1-4	.250	1-2	.500	0-0	.000	0	0	0	0.0	0	0	0	0	0	0	3	0.8
04	Carter Higginbottom	5-0	5	1.0	0-1	.000	0-0	.000	0-0	.000	0	0	0	0.0	2	0	0	2	0	0	0	0.0
13	Justin Taphorn	3-0	4	1.3	0-0	.000	0-0	.000	0-0	.000	0	0	0	0.0	0	0	0	0	0	0	0	0.0
Team											20	22	42				2					
Total.....		11	2200		288-678	.425	82-248	.331	171-225	.760	127	287	414	37.6	177	1	132	89	29	58	829	75.4
Opponents.....		11	2200		282-643	.439	66-209	.316	105-165	.636	96	286	382	34.7	222	9	113	126	46	41	735	66.8

TEAM STATISTICS

	WIS	OPP	Date	Opponent	Score	Att.
SCORING	829	735	11/09/21	ST. FRANCIS BROOKLYN	w 81-58	15735
Points per game	75.4	66.8	11/12/21	GREEN BAY	w 72-34	16005
Scoring margin	+8.5	-	11/15/21	PROVIDENCE	L 58-63	15773
FIELD GOALS-ATT	288-678	282-643	12/04/21	MARQUETTE	w 89-76	17287
Field goal pct	.425	.439	* 12/08/21	INDIANA	w 64-59	16013
3 POINT FG-ATT	82-248	66-209	12/15/21	NICHOLLS ST.	w 71-68	15752
3-point FG pct	.331	.316	12/29/21	ILLINOIS ST.	w 89-85	15718
3-pt FG made per game	7.5	6.0	* 01/06/22	IOWA	w 87-78	15212
FREE THROWS-ATT	171-225	105-165	* 01/13/22	OHIO ST.	w 78-68	15571
Free throw pct	.760	.636	* 01/21/22	MICHIGAN ST.	L 74-86	17287
F-Throws made per game	15.5	9.5	* 01/30/22	MINNESOTA	w 66-60	17287
REBOUNDS	414	382				
Rebounds per game	37.6	34.7				
Rebounding margin	+2.9	-				
ASSISTS	132	113				
Assists per game	12.0	10.3				
TURNOVERS	89	126				
Turnovers per game	8.1	11.5				
Turnover margin	+3.4	-				
Assist/turnover ratio	1.5	0.9				
STEALS	58	41				
Steals per game	5.3	3.7				
BLOCKS	29	46				
Blocks per game	2.6	4.2				
ATTENDANCE	177640	0				
Home games-Avg/Game	11-16149	0-0				
Neutral site-Avg/Game	-	0-0				

* = Conference game

Score by Periods

	1st	2nd	Totals
Wisconsin	380	449	829
Opponents	342	393	735

ROAD/NEUTRAL STATISTICS

Updated Through February 2, 2022

RECORD:	OVERALL	HOME	AWAY	NEUTRAL
ALL GAMES	8-2	0-0	5-2	3-0
CONFERENCE	4-2	0-0	4-2	0-0
NON-CONFERENCE	4-0	0-0	1-0	3-0

#	Player	gp-gs	min	Total		3-Point		F-Throw		Rebounds				pf	dq	a	to	blk	stl	pts	avg	
				fg-fga	fg%	3fg-fga	3fg%	ft-fa	ft%	off	def	tot	avg									
01	Johnny Davis	10-10	363	36.3	78-173	.451	18-47	.383	54-69	.783	17	69	86	8.6	15	0	22	25	6	18	228	22.8
34	Brad Davison	10-10	347	34.7	42-115	.365	24-71	.338	31-36	.861	2	41	43	4.3	23	0	22	8	0	5	139	13.9
05	Tyler Wahl	10-10	290	29.0	42-86	.488	1-13	.077	19-25	.760	8	48	56	5.6	29	1	14	11	9	8	104	10.4
23	Chucky Hepburn	10-10	310	31.0	25-67	.373	12-37	.324	8-12	.667	4	19	23	2.3	18	0	19	13	2	9	70	7.0
22	Steven Crawl	10-10	249	24.9	26-64	.406	6-27	.222	10-12	.833	12	21	33	3.3	36	1	8	14	2	3	68	6.8
11	Lorne Bowman II	9-0	88	9.8	9-20	.450	3-7	.429	4-7	.571	1	7	8	0.9	8	0	6	4	0	2	25	2.8
33	Chris Vogt	10-0	129	12.9	9-24	.375	0-0	.000	3-6	.500	16	15	31	3.1	31	1	6	4	9	2	21	2.1
20	Ben Carlson	10-0	78	7.8	6-18	.333	0-6	.000	1-3	.333	6	9	15	1.5	3	0	2	3	0	0	13	1.3
02	Jordan Davis	8-0	48	6.0	3-7	.429	2-4	.500	0-1	.000	3	9	12	1.5	6	0	1	1	2	3	8	1.0
14	Carter Gilmore	9-0	73	8.1	2-7	.286	0-4	.000	3-4	.750	3	3	6	0.7	9	0	5	1	1	1	7	0.8
00	Jahcobi Neath	6-0	21	3.5	1-6	.167	0-2	.000	1-2	.500	1	2	3	0.5	1	0	1	0	0	0	3	0.5
35	Markus Ilver	1-0	3	3.0	0-1	.000	0-1	.000	0-0	.000	0	0	0	0.0	0	0	0	0	0	0	0	0.0
10	Isaac Lindsey	1-0	1	1.0	0-0	.000	0-0	.000	0-0	.000	0	0	0	0.0	0	0	0	0	0	0	0	0.0
Team											11	11	22				2					
Total.....		10	2000		243-588	.413	66-219	.301	134-177	.757	84	254	338	33.8	179	3	106	86	31	51	686	68.6
Opponents.....		10	2000		249-563	.442	71-198	.359	105-156	.673	82	279	361	36.1	175	2	131	120	28	48	674	67.4

TEAM STATISTICS	WIS	OPP	Date	Opponent	Score	Att.
SCORING	686	674	11/22/21	vs Texas A&M	w 69-58	0
Points per game	68.6	67.4	11/23/21	vs Houston	w 65-63	0
Scoring margin	+1.2	-	11/24/21	vs Saint Mary's (CA)	w 61-55	2901
FIELD GOALS-ATT	243-588	249-563	12/01/21	at Georgia Tech	w 70-66	6302
Field goal pct	.413	.442	* 12/11/21	at Ohio St.	L 55-73	13856
3 POINT FG-ATT	66-219	71-198	* 01/03/22	at Purdue	w 74-69	14804
3-point FG pct	.301	.359	* 01/09/22	at Maryland	w 70-69	10864
3-pt FG made per game	6.6	7.1	* 01/18/22	at Northwestern	w 82-76	5251
FREE THROWS-ATT	134-177	105-156	* 01/27/22	at Nebraska	w 73-65	15385
Free throw pct	.757	.673	* 02/02/22	at Illinois	L 67-80	14860
F-Throws made per game	13.4	10.5				
REBOUNDS	338	361	* = Conference game			
Rebounds per game	33.8	36.1				
Rebounding margin	-2.3	-				
ASSISTS	106	131				
Assists per game	10.6	13.1				
TURNOVERS	86	120				
Turnovers per game	8.6	12.0				
Turnover margin	+3.4	-				
Assist/turnover ratio	1.2	1.1				
STEALS	51	48				
Steals per game	5.1	4.8				
BLOCKS	31	28				
Blocks per game	3.1	2.8				
ATTENDANCE	0	84223				
Home games-Avg/Game	0-0	7-11617				
Neutral site-Avg/Game	-	3-967				

Score by Periods	1st	2nd	Totals
Wisconsin	341	345	686
Opponents	308	366	674

GAME-BY-GAME STATISTICS

WISCONSIN

Opponent	Date	Score		Total		3-Pointers		Free throws		Rebounds				pf	a	t/o	blk	stl	pts	avg
				fg-fga	pct	3fg-fga	pct	ft-fa	pct	off	def	tot	avg							
ST. FRANCIS BROOKLYN	11/09/21	81-58	W	29-66	.439	10-22	.455	13-18	.722	15	33	48	48.0	10	12	12	4	6	81	81.0
GREEN BAY	11/12/21	72-34	W	24-64	.375	5-21	.238	19-21	.905	18	32	50	49.0	18	9	7	6	10	72	76.5
PROVIDENCE	11/15/21	58-63	L	20-61	.328	5-27	.185	13-17	.765	11	24	35	44.3	19	5	7	4	4	58	70.3
vs Texas A&M	11/22/21	69-58	W	23-58	.397	8-26	.308	15-17	.882	11	25	36	42.2	13	10	11	3	7	69	70.0
vs Houston	11/23/21	65-63	W	23-49	.469	7-24	.292	12-15	.800	2	26	28	39.4	19	11	9	3	7	65	69.0
vs Saint Mary's (CA)	11/24/21	61-55	W	21-56	.375	3-12	.250	16-18	.889	12	22	34	38.5	19	4	8	4	3	61	67.7
at Georgia Tech	12/01/21	70-66	W	23-54	.426	9-24	.375	15-22	.682	8	20	28	37.0	18	13	8	5	4	70	68.0
MARQUETTE	12/04/21	89-76	W	31-61	.508	10-24	.417	17-23	.739	7	28	35	36.8	15	14	11	3	5	89	70.6
INDIANA	12/08/21	64-59	W	22-62	.355	5-23	.217	15-18	.833	11	30	41	37.2	15	12	4	6	4	64	69.9
at Ohio St.	12/11/21	55-73	L	22-65	.338	6-26	.231	5-9	.556	5	23	28	36.3	19	7	8	5	7	55	68.4
NICHOLLS ST.	12/15/21	71-68	W	24-55	.436	6-21	.286	17-27	.630	10	23	33	36.0	14	10	8	2	6	71	68.6
ILLINOIS ST.	12/29/21	89-85	W	28-67	.418	8-22	.364	25-32	.781	19	25	44	36.7	19	16	6	2	3	89	70.3
at Purdue	01/03/22	74-69	W	27-60	.450	6-24	.250	14-19	.737	9	25	34	36.5	22	13	7	2	5	74	70.6
IOWA	01/06/22	87-78	W	33-66	.500	5-17	.294	16-23	.696	15	28	43	36.9	20	15	8	1	6	87	71.8
at Maryland	01/09/22	70-69	W	25-56	.446	5-20	.250	15-18	.833	5	24	29	36.4	19	11	8	5	4	70	71.7
OHIO ST.	01/13/22	78-68	W	27-58	.466	10-23	.435	14-20	.700	7	26	33	36.2	14	16	9	0	6	78	72.1
at Northwestern	01/18/22	82-76	W	28-54	.519	9-17	.529	17-26	.654	7	29	36	36.2	13	17	11	2	4	82	72.6
MICHIGAN ST.	01/21/22	74-86	L	26-61	.426	12-29	.414	10-11	.909	7	13	20	35.3	18	15	10	1	5	74	72.7
at Nebraska	01/27/22	73-65	W	25-68	.368	10-22	.455	13-18	.722	13	34	47	35.9	18	12	10	2	7	73	72.7
MINNESOTA	01/30/22	66-60	W	24-57	.421	6-19	.316	12-15	.800	7	25	32	35.7	15	8	7	0	3	66	72.4
at Illinois	02/02/22	67-80	L	26-68	.382	3-24	.125	12-15	.800	12	26	38	35.8	19	8	6	0	3	67	72.1
Wisconsin		1515		531-1266	.419	148-467	.317	305-402	.759	211	541	752	35.8	356	238	175	60	109	1515	72.1
Opponents		1409		531-1206	.440	137-407	.337	210-321	.654	178	565	743	35.4	397	244	246	74	89	1409	67.1

Games played: 21
Points/game: 72.1
FG Pct: 41.9
3FG Pct: 31.7
FT Pct: 75.9

Rebounds/game: 35.8
Assists/game: 11.3
Turnovers/game: 8.3
Assist/turnover ratio: 1.4
Steals/game: 5.2
Blocks/game: 2.9

GAME-BY-GAME STATISTICS

OPPONENT

Opponent	Date	Score		Total		3-Pointers		Free throws		Rebounds				pf	a	t/o	blk	stl	pts	avg
				fg-fga	pct	3fg-fga	pct	ft-fa	pct	off	def	tot	avg							
ST. FRANCIS BROOKLYN	11/09/21	81-58	W	25-63	.397	5-21	.238	3-4	.750	6	25	31	31.0	15	5	12	4	8	58	58.0
GREEN BAY	11/12/21	72-34	W	12-51	.235	3-16	.188	7-15	.467	9	22	31	31.0	20	6	13	4	3	34	46.0
PROVIDENCE	11/15/21	58-63	L	22-54	.407	8-22	.364	11-19	.579	12	32	44	35.3	18	11	15	6	3	63	51.7
vs Texas A&M	11/22/21	69-58	W	19-49	.388	10-26	.385	10-14	.714	5	24	29	33.8	18	11	16	3	7	58	53.2
vs Houston	11/23/21	65-63	W	23-54	.426	9-23	.391	8-15	.533	10	26	36	34.2	18	10	12	2	7	63	55.2
vs Saint Mary's (CA)	11/24/21	61-55	W	21-50	.420	4-15	.267	9-12	.750	9	24	33	34.0	21	9	16	5	3	55	55.2
at Georgia Tech	12/01/21	70-66	W	22-53	.415	6-16	.375	16-20	.800	10	26	36	34.3	20	7	10	3	5	66	56.7
MARQUETTE	12/04/21	89-76	W	27-61	.443	9-26	.346	13-18	.722	7	25	32	34.0	20	13	13	3	4	76	59.1
INDIANA	12/08/21	64-59	W	24-62	.387	5-13	.385	6-13	.462	14	30	44	35.1	19	14	9	4	2	59	59.1
at Ohio St.	12/11/21	55-73	L	29-58	.500	6-19	.316	9-13	.692	8	41	49	36.5	14	15	14	4	4	73	60.5
NICHOLLS ST.	12/15/21	71-68	W	30-62	.484	5-19	.263	3-8	.375	10	26	36	36.5	24	7	12	5	3	68	61.2
ILLINOIS ST.	12/29/21	89-85	W	30-61	.492	9-23	.391	16-22	.727	10	26	36	36.4	28	13	9	4	4	85	63.2
at Purdue	01/03/22	74-69	W	23-56	.411	8-20	.400	15-24	.625	13	27	40	36.7	17	19	12	0	2	69	63.6
IOWA	01/06/22	87-78	W	30-61	.492	7-20	.350	11-19	.579	6	20	26	35.9	22	19	8	7	4	78	64.6
at Maryland	01/09/22	70-69	W	25-55	.455	7-17	.412	12-15	.800	5	28	33	35.7	19	10	12	3	4	69	64.9
OHIO ST.	01/13/22	78-68	W	30-60	.500	3-19	.158	5-10	.500	7	26	33	35.6	20	7	11	3	2	68	65.1
at Northwestern	01/18/22	82-76	W	33-71	.465	7-20	.350	3-8	.375	12	23	35	35.5	18	19	8	4	6	76	65.8
MICHIGAN ST.	01/21/22	74-86	L	29-55	.527	6-12	.500	22-28	.786	11	28	39	35.7	19	14	13	4	4	86	66.9
at Nebraska	01/27/22	73-65	W	22-55	.400	7-20	.350	14-17	.824	2	32	34	35.6	16	10	13	2	5	65	66.8
MINNESOTA	01/30/22	66-60	W	23-53	.434	6-18	.333	8-9	.889	4	26	30	35.3	17	4	11	2	4	60	66.4
at Illinois	02/02/22	67-80	L	32-62	.516	7-22	.318	9-18	.500	8	28	36	35.4	14	21	7	2	5	80	67.1
Opponents		1409		531-1206	.440	137-407	.337	210-321	.654	178	565	743	35.4	397	244	246	74	89	1409	67.1
Wisconsin		1515		531-1266	.419	148-467	.317	305-402	.759	211	541	752	35.8	356	238	175	60	109	1515	72.1

Games played: 21
Points/game: 67.1
FG Pct: 44.0
3FG Pct: 33.7
FT Pct: 65.4

Rebounds/game: 35.4
Assists/game: 11.6
Turnovers/game: 11.7
Assist/turnover ratio: 1.0
Steals/game: 4.2
Blocks/game: 3.5

GAME 1: WISCONSIN 81, ST. FRANCIS BROOKLYN 58

Nov. 9, 2021 • Madison, Wis. • Kohl Center

Official Basketball Box Score - Final St. Francis Brooklyn at Wisconsin 11/09/21 Kohl Center, Madison 2021-22 Men's Basketball

Wisconsin - 81 Record: 1-0 Shooting By Period 1st FG% 15-32 46.9%

Biggest lead 1 (1st 18:01) 32 (2nd 8:33) Points from Turnovers 19 21

NOTES: Chucky Hepburn became the first true freshman to start in a season opener for UW since Devin Harris in 2001...Johnny Davis made his first career start, tallying 15 points and a career-high 5 assists...

GAME 2: WISCONSIN 72, GREEN BAY 34

Nov. 12, 2021 • Madison, Wis. • Kohl Center

Official Basketball Box Score - Final Green Bay at Wisconsin 11/12/21 Kohl Center, Madison 2021-22 Men's Basketball

Wisconsin - 72 Record: 2-0 Shooting By Period 1st FG% 15-32 46.9%

Biggest lead 2 (1st 18:20) 45 (2nd 6:07) Points from Turnovers 4 16

NOTES: UW won its 23rd-consecutive non-conference home game dating back to the 2017-18 season...UW allowed just 34 points, its fewest surrendered in the Greg Gard era...

GAME 3: PROVIDENCE 63, WISCONSIN 58

Nov. 15, 2021 • Madison, Wis. • Kohl Center

Official Basketball Box Score - Final Providence at Wisconsin 11/15/21 Kohl Center, Madison 2021-22 Men's Basketball

Wisconsin - 58 Record: 2-1 Shooting By Period 1st FG% 7-27 25.9%

Biggest lead 13 (2nd 6:13) 6 (1st 9:11) Points from Turnovers 5 16

GAME 4: WISCONSIN 69, TEXAS A&M 58

Nov. 22, 2021 • Las Vegas • Michelob Ultra Arena

Official Basketball Box Score - Final Texas A&M at Wisconsin 11/22/21 Michelob Ultra Arena, Las Vegas 2021-22 Men's Basketball

Wisconsin - 69 Record: 3-1 Shooting By Period 1st FG% 12-30 40.0%

Biggest lead 16 (1st 12:04) 16 (2nd 8:45) Points from Turnovers 16 26

GAME 5: WISCONSIN 65, #12 HOUSTON 63
Nov. 23, 2021 • Las Vegas, Nev. • Michelob Ultra Arena



Official Basketball Box Score - Final
Wisconsin at Houston
11/23/21 Michelob Ultra Arena, Las Vegas
2021-22 Men's Basketball

Game Time: 2:00 PM
Game Duration: 1:56

Officials: Mike Reed, Dan Daly, Al Jassal

Wisconsin - 65																
Record: 4-1																
NO.	Name	Min	FG	3P	FT	Rebounds	Fouls	TP	AS	TO	ST	Blocks				
			M-A	M-A	M-A	OR	DR	FF	FD			BS				
						OR	DR	FF	FD			BS				
5	Tyler Wahl	F 32:00	4-10	0-2	1-2	1	6	7	2	3	9	1	0	0	1	2
22	Steven Crowl	F 22:42	3-6	1-4	1-2	0	1	1	4	2	8	0	1	1	0	1
1	Johnny Davis	G 37:24	10-18	4-7	6-6	0	4	4	1	5	30	1	2	4	2	0
23	Chucky Hepburn	G 30:58	1-4	1-4	0-0	0	4	4	2	0	3	3	3	0	1	0
34	Brad Davison	G 28:09	2-6	1-5	4-4	0	4	4	5	9	2	1	1	1	0	0
14	Carter Gilmore	09:00	0-1	0-1	0-0	0	0	0	0	1	0	1	0	1	0	0
11	Lorne Bowman II	12:44	1-1	0-0	0-1	0	0	0	1	1	2	0	1	0	0	0
33	Chris Vogt	10:10	0-0	0-0	0-0	2	2	3	1	0	1	0	0	0	0	-9
20	Ben Carlson	11:26	2-3	0-1	0-0	2	2	0	1	4	2	0	0	0	0	0
2	Jordan Davis	05:27	0-0	0-0	0-0	0	1	1	1	0	0	0	0	0	0	-2
Team						1	2	3	0	0	1	0	0	0	0	0
Totals		23:49	7-24	12-15	2-26	28	19	18	65	11	9	7	3	2	2	2

Technical Fouls: NONE

Shooting By Period

1st FG%	16-28	57.1%
3PT%	7-15	46.7%
FT%	1-3	33.3%
2nd FG%	7-21	33.3%
3PT%	0-9	0.0%
FT%	11-12	91.7%
GM FG%	23-49	46.9%
3PT%	7-24	29.2%
FT%	12-15	80.0%

Dead Ball Rebounds: 1, 0

Houston - 63																
Record: 4-1																
NO.	Name	Min	FG	3P	FT	Rebounds	Fouls	TP	AS	TO	ST	Blocks				
			M-A	M-A	M-A	OR	DR	FF	FD			BS				
						OR	DR	FF	FD			BS				
32	Reggie Chaney	F 19:47	3-3	0-0	1-4	0	5	5	3	3	7	0	0	0	0	-5
35	Fabian White Jr	F 25:33	2-4	0-1	0-0	1	3	4	2	1	4	1	0	0	0	12
0	Marcus Sasser	G 37:52	4-12	3-7	0-0	0	2	2	2	1	11	2	4	3	0	-1
4	Taze Moore	G 15:56	0-6	0-4	0-0	1	2	3	1	0	0	0	1	0	1	-2
11	Kyler Edwards	G 34:21	6-10	6-8	0-0	1	4	5	2	2	18	1	3	1	0	0
12	Tramon Mark	13:43	3-6	0-0	2-2	0	2	2	1	1	8	1	0	0	0	-1
13	J'wan Roberts	19:14	1-5	0-2	3-4	3	3	6	0	3	5	0	2	1	1	-12
1	Jamal Sheard	21:00	3-7	0-1	2-1	1	2	3	6	8	5	2	1	0	1	2
25	Josh Carlton	12:34	1-1	0-0	0-1	0	1	1	2	3	2	0	0	0	0	-4
Team						3	1	4	0	0	0	0	0	0	0	0
Totals		23:54	9-23	9-15	10	26	36	18	19	63	10	12	7	2	3	-2

Technical Fouls: NONE

Shooting By Period

1st FG%	7-27	25.9%
3PT%	2-10	20.0%
FT%	4-5	80%
2nd FG%	16-27	59.3%
3PT%	4-10	40%
GM FG%	23-54	42.6%
3PT%	9-23	39.1%
FT%	6-15	53.3%

Dead Ball Rebounds: 2, 0

WS		HOU	
Biggest lead	20 (1st 2:13)	0	(1st 20:00)
Best Scoring Run	13 (1st 15:40)	10	(2nd 16:05)
Lead Changes	0		
Times Tied	0		
Time with Lead	38:36	00:00	

Points from Turnovers		WIS		HOU	
Paint	26	26			
Second Chance	2	6			
Fast Breaks	5	7			
Bench	6	23			

Period by Period Scoring		WIS		HOU	
1st	2nd	TOT			
40	25	65			

Period by Period Scoring		HOU		WIS	
1st	2nd	TOT			
20	43	63			

GAME 6: WISCONSIN 61, SAINT MARY'S 55
Nov. 24, 2021 • Maui Invitational • Michelob Ultra Arena



Official Basketball Box Score - Final
Wisconsin at Saint Mary's (CA)
11/24/21 Michelob Ultra Arena, Las Vegas
2021-22 Men's Basketball

Game Time: 2:00 PM
Game Duration: 1:53
Attendance: 2,301

Officials: Jeff Anderson, Randy McCal, Pat Driscoll

Wisconsin - 61																
Record: 5-1																
NO.	Name	Min	FG	3P	FT	Rebounds	Fouls	TP	AS	TO	ST	Blocks				
			M-A	M-A	M-A	OR	DR	FF	FD			BS				
						OR	DR	FF	FD			BS				
5	Tyler Wahl	F 36:02	6-9	0-0	6-6	1	4	5	4	5	18	0	1	1	4	0
22	Steven Crowl	F 27:09	2-7	0-1	0-1	0	3	4	3	1	4	1	1	0	0	16
1	Johnny Davis	G 32:24	7-17	1-1	5-5	2	5	7	1	6	20	1	3	1	0	1
23	Chucky Hepburn	G 30:58	2-5	0-1	2-2	0	3	5	2	6	10	0	1	0	1	14
34	Brad Davison	G 35:22	1-10	1-7	1-2	1	2	3	3	4	1	0	0	0	2	5
33	Chris Vogt	05:51	0-1	0-0	0-0	2	0	2	0	2	0	0	1	0	0	-2
11	Lorne Bowman II	11:03	2-5	1-2	0-0	0	0	0	1	0	5	0	1	0	0	11
14	Carter Gilmore	11:20	1-1	0-0	2-2	1	0	1	2	1	4	0	0	0	0	5
20	Ben Carlson	09:51	0-1	0-0	0-1	1	3	4	1	1	0	0	1	0	0	-4
Team						1	1	2	0	0	1	0	0	0	0	0
Totals		21:56	3-12	16-18	12	22	34	19	21	61	4	8	3	4	5	6

Saint Mary's (CA) - 55																
Record: 6-1																
NO.	Name	Min	FG	3P	FT	Rebounds	Fouls	TP	AS	TO	ST	Blocks				
			M-A	M-A	M-A	OR	DR	FF	FD			BS				
						OR	DR	FF	FD			BS				
11	Mathias Tass	F 25:11	3-10	0-0	2-2	5	7	2	6	8	1	1	1	0	1	5
14	Kyle Bowen	F 25:02	1-5	1-5	0-0	1	4	5	4	1	12	1	0	1	0	-3
0	Logan Johnson	G 34:35	6-12	0-1	0-0	2	3	5	4	1	12	1	3	1	0	-9
12	Tommy Kuhse	G 29:54	3-5	0-1	2-4	1	4	5	4	3	8	3	5	1	0	0
44	Alex Ducas	G 38:03	4-9	2-5	3-4	1	2	3	2	13	1	0	0	0	0	-5
10	Mitchell Saxen	03:17	0-1	0-0	0-0	0	0	0	1	0	0	0	0	0	0	-3
42	Dan Fotu	26:30	4-5	1-1	2-2	0	3	3	3	11	0	4	0	1	1	-11
3	Augustas Marciulionis	15:02	0-2	0-1	0-0	0	0	0	1	3	0	2	1	0	1	-3
5	Jabe Mullins	02:25	0-1	0-1	0-0	0	1	1	0	0	0	0	0	0	0	-2
Team						2	2	4	0	0	1	0	0	0	0	0
Totals		21:50	4-15	9-12	9	24	33	19	55	9	16	3	5	4	-6	

Technical Fouls: NONE

Shooting By Period

1st FG%	7-27	25.9%
3PT%	2-10	20.0%
FT%	4-5	80%
2nd FG%	16-27	59.3%
3PT%	4-10	40%
GM FG%	23-54	42.6%
3PT%	9-23	39.1%
FT%	6-15	53.3%

Dead Ball Rebounds: 2, 0

WIS		STM	
Biggest lead	6 (2nd 0:27)	10	(2nd 15:58)
Best Scoring Run	7 (2nd 4:27)	6	(2nd 15:58)
Lead Changes	3		
Times Tied	6		
Time with Lead	05:30	29:59	

Points from Turnovers		WIS		STM	
Paint	26	34			
Second Chance	9	10			
Fast Breaks	0	2			
Bench	9	11			

Period by Period Scoring		WIS		STM	
1st	2nd	TOT			
25	36	61			

Period by Period Scoring		STM		WIS	
1st	2nd	TOT			
31	24	55			

GAME 7: #23 WISCONSIN 70, GEORGIA TECH 66
Dec. 1, 2021 • Atlanta • McCamish Pavilion



Official Basketball Box Score - Final
Wisconsin at Georgia Tech
12/01/21 McCamish Pavilion, Atlanta
2021-22 Men's Basketball

Game Time: 9:15 PM
Game Duration: 2:04
Attendance: 6,302

Officials: Ron Groover, Lee Cassel, Pat Driscoll

Wisconsin - 70																
Record: 6-1																
NO.	Name	Min	FG	3P	FT	Rebounds	Fouls	TP	AS	TO	ST	Blocks				
			M-A	M-A	M-A	OR	DR	FF	FD			BS				
						OR	DR	FF	FD			BS				
5	Tyler Wahl	F 33:08	4-8	0-0	1-3	0	3	3	2	2	9	1	0	1	2	2
22	Steven Crowl	F 27:37	2-7	0-3	1-2	1	3	4	4	3	5	0	1	1	0	-11
1	Johnny Davis	G 36:57	4-9	2-4	5-8	2	4	6	2	5	15	5	4	1	0	-2
23	Chucky Hepburn	G 32:14	1-6	1-5	4-4	0	1	1</								

GAME 9: #22 WISCONSIN 64, INDIANA 59
Dec. 8, 2021 • Madison, Wis. • Kohl Center



Official Basketball Box Score - Final
Indiana at Wisconsin
12/08/21 Kohl Center, Madison
2021-22 Men's Basketball

Game Time: 6:00 PM
Game Duration: 2:05
Attendance: 16,013

Officials: D.J. Carstensen, Courtney Green, Rob Kunneman

Indiana - 59

Record: 7-2 (1-1)

NO.	Name	Min	FG	3P	FT	Rebounds	Fouls	TP	AS	TO	ST	Blocks	BS	BA	+	-
			M/A	M/A	M/A	OR DR TOT	PF					BS	BA			
12	Miller Kopp	F 28:37	3-6	1-0	0-0	0 1 1	2	0	7	0	1	0	0	1	0	0
23	Trayce Jackson-Davis	F 30:39	4-10	0-0	1-2	3 3 6	1	3	9	1	0	0	1	1	-11	-11
25	Race Thompson	F 29:45	6-11	0-1	0-0	4 5 9	3	1	12	1	0	1	0	1	-13	-13
0	Xavier Johnson	G 27:11	4-16	0-1	2-6	1 6 7	4	6	10	7	3	0	0	2	-1	-1
45	Parker Stewart	G 26:03	3-7	3-5	0-0	1 3 4	4	0	9	1	0	1	0	1	-11	-11
22	Jordan Geronimo	G 20:02	0-2	0-1	3-4	2 3 5	1	2	3	1	1	0	2	0	9	9
53	Tamar Bates	G 16:53	1-3	1-2	0-0	0 2 2	1	0	3	1	2	0	0	0	9	9
2	Michael Durr	G 09:21	2-3	0-0	0-0	0 1 1	0	0	4	0	1	0	0	0	0	0
1	Rob Phinisee	G 12:49	1-4	0-0	0-1	1 3 4	1	3	2	2	1	0	0	0	-4	-4
3	Anthony Leal	G 08:40	0-0	0-0	0-0	0 0 0	2	0	0	0	0	0	0	1	0	-9
Team						2 3 5	0	0	0	0	0	0	0	0	0	0
Totals		24:02	5-13	6-13	14	30	44	19	15	59	14	9	2	4	6	-5

Shooting By Period

1st FG% 17-31 54.8%
3PT% 5-8 62.5%
FT% 3-4 75%

2nd FG% 7-31 22.6%
3PT% 0-5 0.0%
FT% 3-9 33.3%

GM FG% 24-62 38.7%
3PT% 5-13 38.5%
FT% 6-13 46.2%

Dead Ball Rebounds: 1-0

Technical Fouls: NONE

Wisconsin - 64

Record: 8-1 (1-0)

NO.	Name	Min	FG	3P	FT	Rebounds	Fouls	TP	AS	TO	ST	Blocks	BS	BA	+	-
			M/A	M/A	M/A	OR DR TOT	PF					BS	BA			
5	Tyler Wahl	F 27:27	2-7	0-1	3-4	3 9 12	2	2	7	3	0	1	3	1	12	12
22	Steven Crowl	F 19:04	2-6	1-2	0-0	0 0 0	4	0	5	3	0	1	0	1	-8	-8
1	Johnny Davis	G 36:45	8-17	1-3	6-7	1 8 9	1	8	23	1	3	0	1	0	4	4
23	Chucky Hepburn	G 25:33	0-4	0-3	4-4	0 2 2	4	2	4	1	0	0	2	0	6	6
34	Brad Davison	G 33:55	3-12	2-7	0-0	0 4 4	1	2	8	3	1	1	0	2	7	7
14	Carter Gilmore	G 04:01	1-2	0-1	0-0	0 0 0	0	0	2	0	0	0	0	0	-6	-6
33	Chris Vogt	G 20:56	4-6	0-0	1-1	4 2 6	2	2	9	1	0	1	0	0	13	13
2	Jordan Davis	G 12:17	1-4	1-4	0-0	0 1 1	0	1	3	0	0	0	0	0	-4	-4
20	Ben Carlson	G 20:02	1-4	0-2	1-2	2 2 4	1	2	3	0	0	0	0	0	1	1
Team						1 2 3	0	0	0	0	0	0	0	0	0	0
Totals		22:02	5-23	15-18	11	30	41	15	19	64	12	4	4	6	4	5

Shooting By Period

1st FG% 10-32 31.3%
3PT% 1-10 10.0%
FT% 4-5 80%

2nd FG% 12-30 40.0%
3PT% 4-13 30.8%
FT% 11-13 84.6%

GM FG% 22-62 35.5%
3PT% 5-23 21.7%
FT% 15-18 83.3%

Dead Ball Rebounds: 2-0

Technical Fouls: NONE

	IU	UW
Biggest lead	22 (1st 1:17)	5 (1st 17:38)
Best Scoring Run	12 (1st 8:44)	11 (2nd 0:13)
Lead Changes	2	
Times Tied	2	
Time with Lead	34:26	03:01

Points from	Turnovers	1st	2nd	TOT
Turnovers	7	15		
Paint	30	22		
Second Chance	16	11		
Fast Breaks	14	6		
Bench	12	17		
Period by Period Scoring				
	1st	2nd	TOT	
IU	42	17	59	
UW	25	39	64	

NOTES: Wisconsin overcame a 22-pt deficit, trailing 42-20 in the 1H, matching the largest comeback in program history...the Badgers limited Indiana to just 17 2H points. IU shot just 22.6% FG in the 2H (0-5 3FG)...UW allowed 3pts the final 8:59 of the game, including 0 points the final 3:00...**Johnny Davis** led UW with 23 pts, his 5th game with at 20+ pts this season...Davis also grabbed 7 reb, matching his career high....**Tyler Wahl** grabbed a season-high 12 reb, plus 7 pts, 3 ast, 3 blk and 1 stl...**Chris Vogt** posted season highs with 9 pts and 6 reb...**Brad Davison** finished with 8 pts, 4 reb and 3 ast.

GAME 10: #21 OHIO STATE 73, #22 WISCONSIN 55
Dec. 11, 2021 • Columbus, Ohio • Value City Arena



Official Basketball Box Score - Final
Wisconsin at Ohio State
12/11/21 Value City Arena, Columbus, Ohio
Ohio State vs. Wisconsin

Game Time: 12:00 PM
Game Duration: 1:52
Attendance: 13,650

Officials: Rob Riley, Donnie Epley, Bill Ek

Wisconsin - 55

Record: 8-2 (1-1)

NO.	Name	Min	FG	3P	FT	Rebounds	Fouls	TP	AS	TO	ST	Blocks	BS	BA	+	-
			M/A	M/A	M/A	OR DR TOT	PF					BS	BA			
5	Tyler Wahl	F 23:04	1-7	0-3	1-1	0 1 1	1	3	2	3	2	1	1	0	-4	-4
22	Steven Crowl	F 22:38	0-3	0-2	0-0	1 1 2	3	0	0	0	0	3	0	0	-15	-15
1	Johnny Davis	G 38:12	11-22	2-7	0-0	1 6 7	4	3	24	3	1	3	0	1	-19	-19
23	Chucky Hepburn	G 32:55	2-8	1-5	0-0	0 3 3	1	0	5	1	1	1	0	1	-13	-13
34	Brad Davison	G 27:40	4-12	3-6	2-2	0 5 5	3	2	13	0	1	0	0	1	-13	-13
20	Ben Carlson	G 19:36	0-3	0-2	1-2	0 2 2	1	2	1	0	0	0	0	0	-17	-17
33	Chris Vogt	G 17:22	3-6	0-0	1-3	2 2 4	3	4	7	0	0	0	1	3	-3	-3
2	Jordan Davis	G 15:46	1-2	0-0	1-1	1 1 2	0	1	2	0	0	1	1	1	-7	-7
0	Jahcobi Neath	G 05:54	0-1	0-0	0-0	1 1 0	1	0	1	0	0	0	0	0	-2	-2
35	Markus Iler	G 02:53	0-1	0-1	0-0	0 0 0	0	0	0	0	0	0	0	0	0	0
Team						2 1 3	0	0	0	0	0	0	0	0	0	0
Totals		22:05	6-26	5-9	5	23	28	19	14	55	7	8	7	5	4	-18

Shooting By Period

1st FG% 12-31 38.7%
3PT% 4-13 30.8%
FT% 1-2 50%

2nd FG% 10-34 29.4%
3PT% 2-13 15.4%
FT% 4-7 57.1%

GM FG% 22-65 33.8%
3PT% 6-26 23.1%
FT% 5-9 55.6%

Dead Ball Rebounds: 1-0

Technical Fouls: NONE

Ohio State - 73

Record: 9-2 (2-0)

NO.	Name	Min	FG	3P	FT	Rebounds	Fouls	TP	AS	TO	ST	Blocks	BS	BA	+	-
			M/A	M/A	M/A	OR DR TOT	PF					BS	BA			
10	Justin Ahrens	F 26:40	1-4	1-4	2-2	0 4 4	2	1	5	1	0	0	0	0	13	13
23	Zed Key	F 22:45	5-7	0-0	1-3	1 8 9	1	5	11	2	0	1	1	1	14	14
32	E.J. Liddell	F 30:56	11-16	1-3	5-7	4 5 9	1	7	28	4	2	1	2	1	10	10
22	Milaski Branham	G 19:54	0-2	0-0	0-0	0 2 2	1	0	0	4	0	0	0	0	5	5
55	Jamar Wheeler	G 30:08	4-9	1-4	0-0	0 5 5	1	2	9	5	2	1	0	1	11	11
0	Meechie Johnson Jr.	G 19:01	3-8	2-3	0-0	2 2 0	0	0	8	2	1	1	1	1	5	5
25	Kyle Young	G 23:18	2-6	0-2	1-1	1 13 14	1	3	5	0	1	1	0	0	9	9
50	Joey Brunk	G 02:21	0-0	0-0	0-0	0 0 0	0	0	0	0	0	0	0	0	-3	-3
2	Cedric Russell	G 18:52	3-6	1-3	0-0	1 1 2	0	1	2	7	1	4	0	0	1	23
3	Eugene Brown III	G 10:45	0-0	0-0	0-0	1 0 1	4	1	0	0	0	0	0	0	1	1
1	Jimmy Sotos	G 00:40	0-0	0-0	0-0	0 0 0	0	0	0	0	0	0	0	0	-4	-4
42	Harrison Hookfin	G 00:40	0-0	0-0	0-0	0 0 0	1	0	1	0	0	0	0	0	0	0
Team						1 2	0	0	0	0	0	0	0	0	0	0
Totals		29:58	6-19	9-13	8	41	49	14	19	73	15	14	4	4	5	18

Shooting By Period

1st FG% 15-26 57.7%
3PT% 3-8 37.5%
FT% 1-2 50%

2nd FG% 14-32 43.8%
3PT% 3-11 27.3%
FT% 8-11 72.7%

GM FG% 29-58 50.0%
3PT% 6-19 31.6%
FT% 9-13 69.2%

Dead Ball Rebounds: 2-0

Technical Fouls: NONE

	WIS	OSU
Biggest lead	8 (1st 11:47)	23 (2nd 0:40)
Best Scoring Run	8 (1st 15:32)	12 (1st 6:37)
Lead Changes	2	
Times Tied	2	
Time with Lead	07:06	30:19

Points from	Turnovers	1st	2nd	TOT
Turnovers	11	9		
Paint	24	32		
Second Chance	2	11		
Fast Breaks	8	14		
Bench	10	20		
Period by Period Scoring				
	1st	2nd	TOT	
WIS	29	26	55	
OSU	34	39	73	

GAME 11: WISCONSIN 71, NICHOLLS 68
Dec. 15, 2021 • Madison, Wis. • Kohl Center



Official Basketball Box Score - Final
Nicholls St. at Wisconsin
12/15/21 Kohl Center, Madison, WI
2021-22 Men's Basketball

Game Time: 7:01 PM
Game Duration: 2:06
Attendance: 15,752

Officials: Steve Munkins, Donnie Epley, Brooks Wells

Nicholls St. - 68

Record:

GAME 13: #23 WISCONSIN 74, #3 PURDUE 69
Jan. 3, 2022 • West Lafayette, Ind. • Mackey Arena



Official Basketball Box Score - Final
Wisconsin at Purdue
01/03/22 Mackey Arena, West Lafayette
2021-22 Men's Basketball

Game Time: 7:00 PM
Game Duration: 2:06
Attendance: 14,804

Officials: Larry Scrotto, Don Daly, Donnie Epley

Table with columns: NO. Name, Min, FG, 3P, FT, Rebounds, Fouls, TP, AS, TO, ST, Blocks, +/-, Shooting By Period. Includes team totals and technical fouls.

Table with columns: NO. Name, Min, FG, 3P, FT, Rebounds, Fouls, TP, AS, TO, ST, Blocks, +/-, Shooting By Period. Includes team totals and technical fouls.

Summary table with columns: WIS, PUR, Points from Turnovers, Period by Period Scoring, Lead Changes, Times Tied, Time with Lead.

NOTES: Wisconsin won at Mackey Arena for the 1st time since 2014 and just the 5th time in school history...the win marked UW's first-ever over a ranked Purdue team at Mackey Arena...UW tallied its 9th win over a top-10 foe under Greg Gard...

GAME 14: #23 WISCONSIN 87, IOWA 78
Jan. 6, 2022 • Madison, Wis. • Kohl Center



Official Basketball Box Score - Final
Iowa at Wisconsin
01/03/22 Kohl Center, Madison
2021-22 Men's Basketball

Game Time: 8:07 PM
Game Duration: 2:0
Attendance: 15,21

Officials: Kelly Pfeifer, Don Daly, Brian Dorsey

Table with columns: NO. Name, Min, FG, 3P, FT, Rebounds, Fouls, TP, AS, TO, ST, Blocks, +/-, Shooting By Period. Includes team totals and technical fouls.

Table with columns: NO. Name, Min, FG, 3P, FT, Rebounds, Fouls, TP, AS, TO, ST, Blocks, +/-, Shooting By Period. Includes team totals and technical fouls.

Summary table with columns: IOWA, UW, Points from Turnovers, Period by Period Scoring, Lead Changes, Times Tied, Time with Lead.

NOTES: Wisconsin posted its highest scoring output (87 pts) vs. Iowa since a 95-71 win on March 9, 1994...UW improved to 12-2, its best start since 2016-17...Johnny Davis scored at least 20 points for the sixth-straight game...

GAME 15: #23 WISCONSIN 70, MARYLAND 69
Jan. 9, 2022 • College Park, Md. • XFINITY Center



Official Basketball Box Score - Final
Wisconsin at Maryland
01/09/22 XFINITY Center, College Park
2021-22 Men's Basketball

Game Time: 7:30 PM
Game Duration: 2:09
Attendance: 10,864

Officials: Rob Riley, Terry Oglesby, Steve McJunkins

Table with columns: NO. Name, Min, FG, 3P, FT, Rebounds, Fouls, TP, AS, TO, ST, Blocks, +/-, Shooting By Period. Includes team totals and technical fouls.

Table with columns: NO. Name, Min, FG, 3P, FT, Rebounds, Fouls, TP, AS, TO, ST, Blocks, +/-, Shooting By Period. Includes team totals and technical fouls.

Summary table with columns: WIS, UMD, Points from Turnovers, Period by Period Scoring, Lead Changes, Times Tied, Time with Lead.

NOTES: Wisconsin improved to 13-2, its best start since opening the 2016-17 season with a 13-2 record...UW improved to 4-1 in Big Ten play for the second straight season...Tyler Wahl scored a career-high 21 points (8-12 FG, 5-5 FT)...Johnny Davis scored 19 points, becoming the 2nd Badger in the last 20 seasons to score 15+ points in 13 straight games...

GAME 16: #13 WISCONSIN 78, OHIO STATE 68
Jan. 13, 2022 • Madison, Wis. • Kohl Center



Official Basketball Box Score - Final
Ohio St. at Wisconsin
01/13/22 Kohl Center, Madison
2021-22 Men's Basketball

Game Time: 6:00 PM
Game Duration: 1:57
Attendance: 15,571

Officials: Keith Krulik, Chris Beaver, Brian Dorsey

Table with columns: NO. Name, Min, FG, 3P, FT, Rebounds, Fouls, TP, AS, TO, ST, Blocks, +/-, Shooting By Period. Includes team totals and technical fouls.

Table with columns: NO. Name, Min, FG, 3P, FT, Rebounds, Fouls, TP, AS, TO, ST, Blocks, +/-, Shooting By Period. Includes team totals and technical fouls.

Summary table with columns: OSU, UW, Points from Turnovers, Period by Period Scoring, Lead Changes, Times Tied, Time with Lead.

NOTES: Wisconsin improved to 14-2, its best start ever under head coach Greg Gard and the team's best start since 2014-15...UW hit 7 triples in the first half, going 7-for-13 and equaling its most 3s in a half to date this season...the Badgers topped the 70-point mark for the 6th consecutive game and 10th time overall this season...Brad Davison scored a game-high 25 points (7-12 FG, 4-6 3FG)...Tyler Wahl tallied 20 points (8-10 FG), 7 rebounds and a career-high 6 assists, plus 3 steals...Johnny Davis scored 14 points...Steven Crowl finished with 9 points and pulled down 7 rebounds, while also matching his career high with 3 assists.

GAME 17: #8 WISCONSIN 82, NORTHWESTERN 76

Jan. 18, 2022 • Evanston, Ill. • Welsh-Ryan Arena



Official Basketball Box Score - Final Wisconsin at Northwestern

Game Time: 8:00 PM Wisconsin at Northwestern

Box score for Game 17: Wisconsin (82) vs Northwestern (76). Includes player stats for Tyler Wahl, Steven Crowl, Johnny Davis, Chucky Hepburn, Brad Davison, and others.

Shooting By Period and Technical Fouls for Game 17. Shooting percentages range from 47.1% (1st FG) to 37.5% (FT).

Period by Period Scoring for Game 17. Shows scoring trends by quarter and half.

GAME 18: #14 MICHIGAN STATE 86, #8 WISCONSIN 74

Jan. 21, 2022 • Madison, Wis. • Kohl Center



Official Basketball Box Score - Final Michigan St. at Wisconsin

Game Time: 8:00 PM Michigan St. at Wisconsin

Box score for Game 18: Michigan State (86) vs Wisconsin (74). Includes player stats for Joey Hauser, Marcus Bingham Jr., Gabe Brown, Tyson Walker, Max Christie, and others.

Shooting By Period and Technical Fouls for Game 18. Shooting percentages range from 47.1% (1st FG) to 37.5% (FT).

Period by Period Scoring for Game 18. Shows scoring trends by quarter and half.

GAME 19: #11 WISCONSIN 73, NEBRASKA 65

Jan. 27, 2022 • Lincoln, Neb. • Pinnacle Bank Arena



Official Basketball Box Score - Final Wisconsin at Nebraska

Game Time: 4:01 PM Wisconsin at Nebraska

Box score for Game 19: Wisconsin (73) vs Nebraska (65). Includes player stats for Tyler Wahl, Steven Crowl, Johnny Davis, Chucky Hepburn, Brad Davison, and others.

Shooting By Period and Technical Fouls for Game 19. Shooting percentages range from 40.0% (2nd FG) to 85.7% (FT).

Period by Period Scoring for Game 19. Shows scoring trends by quarter and half.

GAME 20: #11 WISCONSIN 66, MINNESOTA 60

Jan. 30, 2022 • Madison, Wis. • Kohl Center



Official Basketball Box Score - Final Minnesota at Wisconsin

Game Time: 12:00 PM Minnesota at Wisconsin

Box score for Game 20: Wisconsin (66) vs Minnesota (60). Includes player stats for Eric Curry, Jamison Battle, Payton Willis, Luke Loewe, and others.

Shooting By Period and Technical Fouls for Game 20. Shooting percentages range from 43.3% (3PT) to 100% (FT).

Period by Period Scoring for Game 20. Shows scoring trends by quarter and half.

NOTES: Wisconsin improved to 16-3, its best start since the 2016-17 team opened 21-3... UW earned its 7th-consecutive win over Nebraska... Brad Davison connected on five 3-pointers...

NOTES: Wisconsin finished with a 7-1 record in the month of January... the Badgers tied up the all-time series with Minnesota, 104-104, the first tie since 1972...

GAME 20: #18 ILLINOIS 80, #11 WISCONSIN 67
Feb. 2, 2022 • Champaign, Ill. • State Farm Center



Official Basketball Box Score - Final
Wisconsin at Illinois
02/02/22 State Farm Center, Champaign, Ill.
2021-22 Men's Basketball

Game Time: 8:00 PM
Game Duration: 1:56
Attendance: 14,660

Officials: Kelly Pfeifer, Bo Boroski, Courtney Green

Wisconsin - 67													Record: 17-4 (8-3)								
NO.	Name	Min	FG	3P	FT	Rebounds		Fouls	TP	AS	TO	ST	Blocks	+/-	Shooting By Period						
			M-A	M-A	M-A	OR	DR	TOT	PF	FD			BS	BA							
5	Tyler Wahl	F 31:24	7-11	0-3	0-0	0	6	6	3	3	14	1	0	0	0	-12	1st FG%	15-36 41.7%			
22	Steven Crowl	F 26:57	3-8	0-4	0-0	0	0	0	4	1	6	1	1	1	0	-17	3PT%	0-9 0.0%			
1	Johnny Davis	G 36:41	5-19	1-5	11-14	6	9	15	1	7	22	2	2	0	0	-13	FT%	8-9 88.9%			
23	Chucky Hepburn	G 27:38	3-9	1-4	0-0	1	1	2	2	0	7	2	3	1	0	-16	2nd FG%	11-32 34.4%			
34	Brad Davison	G 36:19	3-12	0-6	1-1	0	6	6	3	2	7	0	0	0	0	-17	3PT%	3-15 20.0%			
33	Chris Vogt	12:58	1-2	0-0	0-0	2	1	3	4	0	2	1	0	1	0	1	GM FG%	26-68 38.2%			
11	Lorne Bowman II	14:50	3-4	1-1	0-0	1	2	3	0	1	7	1	0	0	0	1	3PT%	3-24 12.5%			
20	Ben Carlson	08:36	1-3	0-1	0-0	1	1	2	0	0	2	0	0	0	0	1	FT%	12-15 80.0%			
0	Jahcobi Neath	03:19	0-0	0-0	0-0	1	0	1	0	0	0	0	0	0	0	0	Dead Ball Rebounds: 2, 1				
2	Jordan Davis	01:13	0-0	0-0	0-0	0	0	0	2	0	0	0	0	0	0	0					
14	Carter Gilmore	00:05	0-0	0-0	0-0	0	0	0	0	0	0	0	0	0	0	0					
Team													0	0	0						
Totals			26-68	3-24	12-15	12	26	38	19	14	67	8	6	3	0	2	-13				

Technical Fouls: NONE

Illinois - 80													Record: 16-5 (9-2)								
NO.	Name	Min	FG	3P	FT	Rebounds		Fouls	TP	AS	TO	ST	Blocks	+/-	Shooting By Period						
			M-A	M-A	M-A	OR	DR	TOT	PF	FD			BS	BA							
3	Jacobi Grandison	F 33:43	5-9	3-6	1-3	3	4	7	2	2	14	4	1	2	1	0	18	1st FG%	19-34 55.9%		
21	Kofi Cockburn	C 33:03	16-19	0-0	5-8	2	10	12	3	10	37	0	2	0	1	0	19	3PT%	4-8 50.0%		
1	Trent Frazier	G 33:17	3-10	1-5	0-0	1	2	3	3	0	7	7	1	1	0	0	12	FT%	0-1 0%		
11	Alfonso Plummer	G 35:14	1-7	1-6	3-3	0	3	3	1	1	6	2	0	1	0	0	17	2nd FG%	13-28 46.4%		
20	Da'Monte Williams	G 34:40	3-5	1-3	0-3	0	8	8	2	4	7	5	0	0	0	0	13	3PT%	3-14 21.4%		
4	Omar Payne	06:57	1-3	0-0	0-0	0	0	0	1	0	2	0	0	0	0	0	-6	FT%	9-17 52.9%		
33	Coleman Hawkins	02:05	0-1	0-1	0-0	0	0	0	0	0	0	0	0	0	0	0	-3	GM FG%	32-62 51.6%		
5	Andre Curbelo	11:29	3-7	1-1	0-0	0	0	0	1	2	7	2	2	1	0	0	-3	3PT%	7-22 31.8%		
10	Luke Goode	07:10	0-0	0-0	0-0	1	0	1	1	0	1	0	0	0	0	0	-5	FT%	9-18 50.0%		
15	RJ Melendez	02:22	0-1	0-0	0-0	0	1	1	0	0	0	0	0	0	0	0	-3	Dead Ball Rebounds: 4, 3			
Team													1	0	1						
Totals			32-62	7-22	9-18	8	28	36	14	19	80	21	7	5	2	0	13				

Technical Fouls: NONE

	WIS	ILL	Points from	WIS	ILL	Period by Period Scoring			
Biggest lead	5 (1st 11:13)	16 (2nd 0:49)	Turnovers	6	6	1st	2nd	TOT	
Best Scoring Run	6 (1st 15:19)	9 (2nd 17:09)	Paint	40	42	WIS	38	29	67
Lead Changes	6		Second Chance	16	14	ILL	42	38	80
Times Tied	8		Fast Breaks	3	3				
Time with Lead	06:43	29:00	Bench	11	9				

SPECIAL STATISTICS

Game	Pts off T/O (Wis / Opp)	Pts in Paint (Wis / Opp)	2nd Chance Pts (Wis / Opp)	Fast Break Pts (Wis / Opp)	Bench Pts (Wis / Opp)
11/9/21 - ST. FRANCIS BKN	21 / 19	36 / 26	11 / 4	13 / 1	29 / 21
11/12/21 - GREEN BAY	16 / 4	32 / 12	25 / 9	8 / 4	19 / 26
11/15/21 - PROVIDENCE	16 / 5	22 / 22	6 / 19	4 / 11	6 / 9
11/22/21 - vs. Texas A&M	22 / 14	26 / 16	15 / 5	5 / 13	6 / 24
11/23/21 - vs. Houston	11 / 8	26 / 26	2 / 6	5 / 7	6 / 23
11/24/21 - vs. Saint Mary's	13 / 7	26 / 34	9 / 10	0 / 2	9 / 11
12/1/21 - at Georgia Tech	11 / 5	24 / 24	11 / 10	5 / 10	7 / 11
12/4/21 - MARQUETTE	12 / 13	34 / 34	12 / 5	9 / 8	9 / 40
12/8/21 - INDIANA	15 / 7	22 / 30	11 / 16	6 / 14	17 / 12
12/11/21 - at Ohio State	11 / 9	24 / 32	2 / 11	8 / 14	10 / 20
12/15/21 - NICHOLLS	11 / 9	32 / 40	13 / 2	2 / 4	17 / 18
12/29/21 - ILLINOIS STATE	13 / 9	36 / 30	13 / 9	13 / 13	10 / 6
1/3/22 - at Purdue	12 / 10	28 / 28	12 / 12	6 / 6	7 / 29
1/6/22 - IOWA	13 / 8	40 / 38	18 / 14	5 / 9	4 / 21
1/9/22 - at Maryland	18 / 5	32 / 24	8 / 3	9 / 10	7 / 12
1/13/22 - OHIO STATE	16 / 8	32 / 46	14 / 13	5 / 0	10 / 14
1/18/22 - at Northwestern	8 / 6	32 / 36	11 / 12	5 / 0	4 / 22
1/21/22 - MICHIGAN STATE	12 / 9	24 / 32	8 / 12	2 / 21	7 / 43
1/27/22 - at Nebraska	14 / 14	30 / 26	7 / 3	14 / 9	10 / 12
1/30/22 - MINNESOTA	13 / 4	30 / 22	9 / 4	5 / 5	5 / 6
2/2/22 - at Illinois	6 / 6	40 / 42	16 / 14	3 / 3	11 / 9
RUNNING TOTAL	194 / 179	628 / 620	230 / 193	132 / 164	204 / 380
PER GAME AVERAGE	9.2 / 8.5	29.9 / 29.5	10.9 / 9.2	6.3 / 7.8	9.7 / 18.1

TEAM SUPERLATIVES

WISCONSIN

HIGH

LOW

• Points	89	2x; MR ILLINOIS ST (12/29/21)	55	at Ohio State (12/11/21)
• First-Half Points	46	ILLINOIS ST (12/29/21)	23	PROVIDENCE (11/15/21)
• Second-Half Points	55	MARQUETTE (12/4/21)	25	vs. Houston (11/23/21)
• Field Goals Made	33	IOWA (1/6/22)	20	PROVIDENCE (11/15/21)
• Field Goal Attempts	68	2x; MR at Illinois (2/2/22)	49	vs. Houston (11/23/21)
• Field Goal Percentage	.519 (28-54)	at Northwestern (1/18/22)	.328 (20-61)	PROVIDENCE (11/15/21)
• 3-Point Field Goals Made	12	MICHIGAN STATE (1/21/22)	3	2x; MR at Illinois (2/2/22)
• 3-Point Field Goal Attempts	29	MICHIGAN STATE (1/21/22)	12	vs. Saint Mary's (11/24/21)
• 3-Point Field Goal Pct. (min. 10 att.)	.529 (9-17)	at Northwestern (1/18/22)	.125 (3-24)	at Illinois (2/2/22)
• Free Throws Made	25	ILLINOIS ST (12/29/21)	5	at Ohio State (12/11/21)
• Free Throw Attempts	32	ILLINOIS ST (12/29/21)	9	at Ohio State (12/11/21)
• Free Throw Pct. (min. 12 att.)	.905 (19-21)	GREEN BAY (11/12/21)	.630 (17-27)	NICHOLLS (12/15/21)
• Offensive Rebounds	18	GREEN BAY (11/12/21)	2	vs. Houston (11/23/21)
• Defensive Rebounds	34	at Nebraska (1/27/22)	13	MICHIGAN STATE (1/21/22)
• Total Rebounds	50	GREEN BAY (11/12/21)	20	MICHIGAN STATE (1/21/22)
• Fouls	22	at Purdue (1/3/22)	10	ST. FRANCIS BROOKLYN (11/9/21)
• Assists	17	at Northwestern (1/18/22)	4	vs. Saint Mary's (11/24/21)
• Turnovers	12	ST. FRANCIS BROOKLYN (11/9/21)	4	INDIANA (12/8/21)
• Steals	10	GREEN BAY (11/12/21)	3	3x; MR at Illinois (2/2/22)
• Blocked Shots	6	2x; MR INDIANA (12/8/21)	0	3x; MR at Illinois (2/2/22)

OPPONENT

HIGH

LOW

• Points	86	MICHIGAN STATE (1/21/22)	34	GREEN BAY (11/12/21)
• First-Half Points	42	3x; MR at Illinois (2/2/22)	15	GREEN BAY (11/12/21)
• Second-Half Points	49	ILLINOIS ST (12/29/21)	17	INDIANA (12/8/21)
• Field Goals Made	33	at Northwestern (1/18/22)	12	GREEN BAY (11/12/21)
• Field Goal Attempts	71	at Northwestern (1/18/22)	49	vs. Texas A&M (11/22/21)
• Field Goal Percentage	.527 (29-55)	MICHIGAN STATE (1/21/22)	.235 (12-51)	GREEN BAY (11/12/21)
• 3-Point Field Goals Made	10	vs. Texas A&M (11/22/21)	3	2x; MR OHIO STATE (1/13/22)
• 3-Point Field Goal Attempts	26	2x; MR MARQUETTE (12/4/21)	12	MICHIGAN STATE (1/21/22)
• 3-Point Field Goal Pct. (min. 10 att.)	.500 (6-12)	MICHIGAN STATE (1/21/22)	.158 (3-19)	OHIO STATE (1/13/22)
• Free Throws Made	22	MICHIGAN STATE (1/21/22)	3	3x; MR at Northwestern (1/18/22)
• Free Throw Attempts	28	MICHIGAN STATE (1/21/22)	4	ST. FRANCIS BROOKLYN (11/9/21)
• Free Throw Pct. (min. 10 att.)	.824 (14-17)	at Nebraska (1/27/22)	.462 (6-13)	INDIANA (12/8/21)
• Offensive Rebounds	14	INDIANA (12/8/21)	2	at Nebraska (1/27/22)
• Defensive Rebounds	41	at Ohio State (12/11/21)	20	IOWA (1/6/22)
• Total Rebounds	49	at Ohio State (12/11/21)	26	IOWA (1/6/22)
• Fouls	28	ILLINOIS ST (12/29/21)	14	2x; MR at Illinois (2/2/22)
• Assists	21	at Illinois (2/2/22)	4	MINNESOTA (1/30/22)
• Turnovers	16	2x; MR vs. Saint Mary's (11/24/21)	7	at Illinois (2/2/22)
• Steals	8	ST. FRANCIS BROOKLYN (11/9/21)	2	3x; MR OHIO STATE (1/13/22)
• Blocked Shots	7	IOWA (1/6/22)	0	at Purdue (1/3/22)

MISCELLANEOUS

HIGH

SECOND-HIGHEST

• UW's Largest Deficit Overcome in Win	22 (42-20, 1:17 1H) INDIANA (12/8/21)	16 (10-26, 12:04 1H) vs. Texas A&M (11/22/21)
• UW's Largest Deficit Overcome in Win (2nd Half/OT)	17 (42-25, 19:43 2H) INDIANA (12/8/21)	12 (42-30, 18:40 2H) NICHOLLS (12/15/21)
• UW's Largest Lead Surrendered in Loss	8 (2x); MR (17:43 1H) MICHIGAN STATE (1/21/22)	6 (18-12, 9:11 1H) PROVIDENCE (11/15/21)
• UW's Largest Lead Surrendered in Loss (2nd Half/OT)	--	--
• UW's Largest Halftime Lead	24 GREEN BAY (11/12/21)	21 ST. FRANCIS BROOKLYN (11/9/21)
• UW's Largest Halftime Deficit	17 INDIANA (12/8/21)	11 PROVIDENCE (11/15/21)
• UW's Largest Lead	45 (69-24, 5:07 2H) GREEN BAY (11/12/21)	32 (65-33, 8:33 2H) ST. FRANCIS BROOKLYN (11/9/21)
• UW's Largest Deficit	22 (42-20, 1:17 1H) INDIANA (12/8/21)	17 (83-21, 4:16 1H) MICHIGAN STATE (1/21/22)

INDIVIDUAL SUPERLATIVES

WISCONSIN

HIGH

SECOND-HIGHEST

• Points	37	Johnny Davis (at Purdue - 1/3/22)	30	Johnny Davis (Houston - 11/23/21)
• First-Half Points	19	Johnny Davis (IOWA - 1/6/22)	18	Johnny Davis (Houston - 11/23/21)
• Second-Half Points	27	Johnny Davis (at Purdue - 1/3/22)	17	Johnny Davis (at N'western - 1/18/22)
• Field Goals Made	13	Johnny Davis (at Purdue - 1/3/22)	11	Johnny Davis (at Ohio State - 12/11/21)
• Field Goal Attempts	24	Johnny Davis (at Purdue - 1/3/22)	23	Johnny Davis (ILLINOIS ST - 12/29/21)
• Field Goal Percentage (min. 7 made)	.875 (7-8)	Steven Crowl (ILLINOIS ST - 12/29/21)	.800 (8-10)	Brad Davison (OHIO STATE - 1/13/22)
• 3-Point Field Goals Made	6	Brad Davison (MICHIGAN ST - 1/21/22)	5	2x; MR Davison (at Nebraska - 1/27/22)
• 3-Point Field Goal Attempts	11	2x; MR Davison (Texas A&M - 11/22/21)	10	Brad Davison (MICHIGAN ST - 1/21/22)
• 3-Point Field Goal Pct. (min. 3 made)	.800 (4-5)	Johnny Davis (at N'western - 1/18/22)	.750 (3-4)	Lorne Bowman II (SF BROOKLYN - 11/9/21)
• Free Throws Made	11	Johnny Davis (at Illinois - 2/2/22)	9	Johnny Davis (at Purdue - 1/3/22)
• Free Throw Attempts	14	Johnny Davis (at Illinois - 2/2/22)	12	2x; MR Davis (at Purdue - 1/3/22)
• Free Throw Pct. (min. 5 made)	1.000 (6-6)	3x; MR Wahl (Saint Mary's - 11/24/21)	1.000 (5-5)	3x; MR Wahl (at Maryland - 1/9/22)
• Offensive Rebounds	8	Steven Crowl (ILLINOIS ST - 12/29/21)	6	Johnny Davis (at Illinois - 2/2/22)
• Defensive Rebounds	13	Johnny Davis (at Purdue - 1/3/22)	12	Johnny Davis (MINNESOTA - 1/30/22)
• Total Rebounds	15	2x; MR Davis (at Illinois - 2/2/22)	14	Johnny Davis (at Purdue - 1/3/22)
• Fouls	5	4x; MR 3 Badgers (at Purdue - 1/3/22)	4	19x; MR 2 Badgers (at Illinois - 2/2/22)
• Assists	6	2x; MR Wahl (OHIO STATE - 1/13/22)	5	3x; MR Davis (IOWA - 1/6/22)
• Turnovers	4	3x; MR Crowl (at N'western - 1/18/22)	3	13x; MR Hepburn (at Illinois - 2/2/22)
• Steals	4	2x; MR Davis (Houston - 11/23/21)	3	9x; MR 2 Players (at Nebraska - 1/27/22)
• Blocked Shots	4	Tyler Wahl (Saint Mary's - 11/24/21)	3	3x; MR Vogt (at Maryland - 1/9/22)

OPPONENT

HIGH

SECOND-HIGHEST

• Points	37	Kofi Cockburn (at Illinois - 2/2/22)	33	Michael Devoe (at Georgia Tech - 12/1/21)
• First-Half Points	20	Kofi Cockburn (at Illinois - 2/2/22)	17	Michael Devoe (at Georgia Tech - 12/1/21)
• Second-Half Points	19	2x; MR Ayala (at Maryland - 1/9/22)	17	2x; MR Cockburn (at Illinois - 2/2/22)
• Field Goals Made	16	Kofi Cockburn (at Illinois - 2/2/22)	11	3x; MR Liddell (at Ohio State - 12/11/21)
• Field Goal Attempts	25	Ty Gordon (NICHOLLS - 12/15/21)	20	Michael Devoe (at Georgia Tech - 12/1/21)
• Field Goal Percentage (min. 5 made)	.842 (16-19)	Kofi Cockburn (at Illinois - 2/2/22)	.733 (11-15)	Nate Watson (PROVIDENCE - 11/15/21)
• 3-Point Field Goals Made	6	Kyler Edwards (Houston - 11/23/21)	5	2x; MR Strong (ILLINOIS ST - 12/29/21)
• 3-Point Field Goal Attempts	11	Ty Gordon (NICHOLLS - 12/15/21)	10	Michael Devoe (at Georgia Tech - 12/1/21)
• 3-Point Field Goal Pct. (min. 3 made)	.750 (6-8)	Kyler Edwards (Houston - 11/23/21)	.750 (3-4)	Chase Audige (at N'western - 1/18/22)
• Free Throws Made	8	2x; MR Hoggard (MICHIGAN ST - 1/21/22)	6	3x; MR McGowens (at Nebraska - 1/27/22)
• Free Throw Attempts	11	Sy Chatman (ILLINOIS ST - 12/29/21)	10	A.J. Hoggard (MICHIGAN ST - 1/21/22)
• Free Throw Pct. (min. 8 made)	.800 (8-10)	A.J. Hoggard (MICHIGAN ST - 1/21/22)	.727 (8-11)	Sy Chatman (ILLINOIS ST - 12/29/21)
• Offensive Rebounds	5	2x; MR Edey (at Purdue - 1/3/22)	4	4x; MR Hall (MICHIGAN ST - 1/21/22)
• Defensive Rebounds	13	Kyle Young (at Ohio State - 12/11/21)	10	4x; MR Cockburn (at Illinois - 2/2/22)
• Total Rebounds	15	Manny Littles (NICHOLLS - 12/15/21)	14	Kyle Young (at Ohio State - 12/11/21)
• Fouls	5	11x; MR Walker (at Nebraska - 1/27/22)	4	23x; 2 Players (MINNESOTA - 1/30/22)
• Assists	8	2x; MR Hoggard (MICHIGAN ST - 1/21/22)	7	3x; MR Frazier (at Illinois - 2/2/22)
• Turnovers	6	Justin Lewis (MARQUETTE - 12/4/21)	5	3x; MR Littles (NICHOLLS - 12/15/21)
• Steals	3	4x; MR Audige (at N'western - 1/18/22)	2	10x; MR Grandison (at Illinois - 2/2/22)
• Blocked Shots	3	3x; MR Keegan Murray (IOWA - 1/6/22)	2	15x; MR Hall (MICHIGAN ST - 1/21/22)

THE LAST TIME WISCONSIN...

Wisconsin Team

UW ranked No. 1 in AP Top 25: Feb. 21, 2007
UW ranked in AP Top 25: No. 11 (1/31/22)
UW ranked in USA Today Coaches Poll: No. 11 (1/31/22)
Played AP No. 1-ranked opponent: Win vs. Villanova, 65-62 (3/18/17)
Defeated AP No. 1-ranked opponent: Villanova, 65-62 (3/18/17)
Played AP No. 2-ranked opponent: Win vs. Michigan, 64-54 (1/19/19)
Defeated opponent ranked 3-10 by AP: Win at No. 3 Purdue, 74-69 (1/3/22)
Defeated opponent ranked 11-25 by AP: Loss at No. 18 Illinois, 80-67 (2/2/22)
Defeated AP Top 25 opponent on the road: Win at No. 3 Purdue, 74-69 (1/3/22)

Scoring

Scored 20 or more points: Johnny Davis (22) at #18 Illinois (2/2/22)
Scored 30 or more points: 37, Johnny Davis at #3 Purdue (1/3/22)
Scored 40 or more points: 43, Frank Kaminsky vs. North Dakota (11/19/13)
Two or more Badgers scored 30 points, same game: Joe Franklin (31) and Chuck Nagle (30) vs. Purdue (3/2/68) — only other time this happened in school history was Jack Brens (31) and Ken Siebel (31) vs. Utah (12/28/62)
Two or more Badgers scored 20 points, same game: Johnny Davis (25) and Brad Davison (22) vs. #14 Michigan St (1/21/22)
Three or more Badgers scored 20 points, same game: Jon Leuer (24), Josh Gasser (21), Jordan Taylor (20), vs. PVAMU (11/14/10)
Scored 20 points in one half: Johnny Davis (27 in 2nd Half) at #3 Purdue (1/3/22)
Scored 20 points/two straight games: Brad Davison (21 at Nebraska, 1/27/22; 22 vs. #14 Michigan State, 1/21/22)
Scored 20 points/three straight games: Johnny Davis (26 vs. Iowa, 1/6/22; 37 at #3 Purdue, 1/3/22; 20 vs. Illinois State, 12/29/21)
Scored 20 points/four straight games: Johnny Davis (26 vs. Iowa, 1/6/22; 37 at #3 Purdue, 1/3/22; 20 vs. Illinois State, 12/29/21; 24 at #21 Ohio State, 12/11/21)
Scored 20 points/five straight games: Johnny Davis (26 vs. Iowa, 1/6/22; 37 at #3 Purdue, 1/3/22; 20 vs. Illinois State, 12/29/21; 24 at #21 Ohio State, 12/11/21; 23 vs. Indiana, 12/8/21)
Scored 30 points/two straight games: Michael Finley (30 at Michigan, 1/29/94; 32 vs. Michigan State, 2/2/94)
No Badger scored in double figures: vs. Marquette (12/8/12)
One Badger scored in double figures: 23, Johnny Davis vs. Indiana (12/8/21)
Four players scored in double figures: Johnny Davis (16), Tyler Wahl (15), Brad Davison (14), Steven Crowl (11) vs. Minnesota (1/30/22)
Five players scored in double figures: Johnny Davis (27), Chucky Hepburn (14), Tyler Wahl (14), Brad Davison (13), Steven Crowl (10) at Northwestern (1/18/22)
Six players scored in double figures: Reuvers (19), Davison (15), Ford (12), King (12), Trice (11) and Pritzl (10) vs. Green Bay (11/21/19)
UW Scored 70 or more points: 73, at Nebraska (1/27/22)
UW Scored 80 or more points: 82, at Northwestern (1/18/22)
UW Scored 90 or more points: 92, vs. Arkansas-Pine Bluff (11/27/20)
UW Scored 100 or more points: 101, vs. Savannah State (12/13/18)

Field Goal Shooting

Shot 90 percent or better (min. 10 att.): .900 (9-10), Carlton McGee vs. Michigan (2/26/92)
UW shot 50 percent or better: .519, at Northwestern (1/18/22)
UW shot 60 percent or better: .603, vs. Houston Baptist (11/17/18)
UW shot 70 percent or better: .744, vs. Army (12/30/79)
UW made 30 or more field goals: 33, vs. Iowa (1/6/22)
UW made 40 or more field goals: 42, vs. Iowa (3/9/94)
UW made 50 or more field goals: Has not happened
UW attempted 60 or more field goals: 68, at #18 Illinois (2/2/22)
UW attempted 70 or more field goals: 70, vs. Iowa (2/18/21)
UW attempted 80 or more field goals: 83, vs. Northwestern (1/28/95)
UW attempted 100 or more field goals: 102, vs. South Dakota (12/9/72)

3-Point Field Goal Shooting

Made 5 or more 3-point field goals: Brad Davison (5-8 3FG) at Nebraska (1/27/22)
UW shot 40 percent or better (min. 8 att.): .455 (10-22), at Nebraska (1/27/22)
UW shot 50 percent or better (min. 8 att.): .529 (9-17) at Northwestern (1/18/22)
UW shot 60 percent or better (min. 8 att.): .640 (16-25), vs. Louisville (12/19/20)
UW shot 70 percent or better (min. 8 att.): .727, at Indiana (2/25/10)
UW shot 80 percent or better (min. 8 att.): .889, vs. North Dakota St. (12/10/86)
UW shot 90 percent or better (min. 8 att.): .900, at Illinois (1/25/97)
UW made 10 or more 3-point field goals: 10, at Nebraska (1/27/22)
UW made 15 or more 3-point field goals: 16, vs. Louisville (12/19/20)
UW attempted 30 or more 3-point field goals: 31, vs. Illinois (2/27/21)
UW attempted 40 or more 3-point field goals: 40, vs. Temple (12/3/01)

Double-Double / Triple-Double

Had a triple-double: Ethan Happ (13 pts, 12 reb, 11 ast) vs. Northwestern (1/26/19)
Had a double-double (Pts/Reb): Johnny Davis (22 pts, 15 reb) at #18 Illinois (2/2/22)
Had a double-double (Pts/Ast): Ethan Happ (10 p, 11 r, 12a) vs. Coppin St. (11/6/18)
Had a double-double (Ast/Reb): Ethan Happ (10p, 11r, 12a) vs. Coppin St. (11/6/18)
Had a double-double in consecutive games: Johnny Davis (1/30/21 and 2/2/22)
Two with double-double: Potter (24 p, 13 r) & Davison (11 p, 13 r) at Penn State (1/11/20)

Free Throw Shooting

Perfect at the FT line (min. 10 att.): 10-10, Brad Davison vs. Illinois (1/19/18)
UW shot 80 percent or better (min. 12 att.): .800 (12-15), vs. Minnesota (1/30/22)
UW shot 90 percent or better (min. 12 att.): .900 (19-21), vs. Green Bay (11/12/21)
UW shot 100 percent (min. 12 att.): 15-15, vs. Nebraska (12/22/20)
UW made 20 or more free throws: 25, vs. Illinois State (12/29/21)
UW made 30 or more free throws: 30, vs. Minnesota (2/13/14)
UW made 40 or more free throws: 40, vs. Minnesota (1/12/53)
UW attempted 30 or more free throws: 32, vs. Illinois State (12/29/21)
UW attempted 40 or more free throws: 42, at Illinois (2/3/13)
UW attempted 50 or more free throws: 50, at Indiana (2/12/62)
UW attempted 60 or more free throws: 61, at Michigan (2/21/53)

Rebounds

Had 10+ rebounds: 15, Johnny Davis at #18 Illinois (2/2/22)
Had 15+ rebounds: 15, Johnny Davis vs. Minnesota (1/30/22)
Had 20+ rebounds: 25, Joe Chrnlich vs. St. Mary's (12/2/76)
Had 30+ rebounds: 30, Paul Morrow vs. Purdue (1/3/53)
Had 10+ reb. in consecutive games: Johnny Davis, Two Straight (1/30/21, 2/2/22)
UW had 40+ rebounds: 47, at Nebraska (1/27/22)
UW had 50+ rebounds: 50, vs. Green Bay (11/12/21)

Assists

Had 10 or more assists: 11, Ethan Happ vs. Northwestern (1/26/19)
Had 15 or more assists: Has not happened
UW had 20 or more assists: 22, vs. Louisville (12/19/20)
UW had 30 or more assists: 30, vs. Iowa (3/9/94)

Blocked Shots

Had 5 or more blocked shots: 9 Nate Reuvers vs. Eastern Illinois (11/8/19)
Had 10 or more blocked shots: Has not happened
UW had 10 or more blocked shots: 10 vs. Eastern Illinois (11/25/20)
UW had 15 or more blocked shots: Has not happened

Steals

Had 5 or more steals: 5, Ethan Happ vs. Maryland (2/19/17)
Had 10 or more steals: 10, Mike Kelley vs. Texas (12/7/99)
UW had 10 or more steals: 10, vs. Green Bay (11/12/21)
UW had 15 or more steals: 16, (2x) MR vs. California (12/2/12)

Turnovers

UW had 1 or fewer turnovers: 1, vs. Iowa (1/20/15)
UW had 5 or fewer turnovers: 4, vs. Indiana (12/8/21)
UW had 0 turnovers in a half: 0 in 1H, vs. Arkansas-Pine Bluff (11/27/20)
Opponent committed 15 or more turnovers: 16, vs. Saint Mary's (11/24/21)
Opponent committed 20 or more turnovers: 20, vs. Illinois (2/27/21)

Overtime

Won a game in overtime: 2OT vs. Indiana (80-73), 1/7/21
Lost a game in overtime: vs. Saint Mary's (65-63), 11/5/19
Played a 2-overtime game: win vs. Indiana (80-73), 1/7/21
Played a 3-overtime game: loss vs. Indiana (85-86), 2/16/87
Played in consecutive OT games: (3) vs. Iowa (2/6/13), vs. Mich. (2/9/13), at Minn. (2/14/13)

Miscellaneous

Hit a buzzer beater: vs. Xavier, 3/20/16 (Bronson Koenig hits 3PT in corner, UW 66-63)
Won after trailing by at least 10 pts in second half: 17 vs. Indiana, 12/8/21 (down 42-25, 19:43 remaining - won 64-59)
Won after trailing by at least 15 pts in second half: 17 vs. Indiana, 12/8/21 (down 42-25, 19:43 remaining - won 64-59)
UW scored 10 straight points or more: 10-0 (8:21 1H) at Maryland (1/9/22)
UW scored 15 straight points or more: 16-0 (16:14 - 10:57 2H) vs. Nicholls (12/15/21)
UW held opp. scoreless 5:00 or longer: 6:02 (16:38 - 10:36 2H) vs. Nicholls (12/15/21)
UW held opp. scoreless for 8:00 or longer: 9:08 (17:52 - 8:44 1H) vs. Louisville (12/19/20)

BASKETBALL COMMUNICATIONS

GENERAL INFORMATION

- Address: 1440 Monroe Street, Madison, WI 53711
- Website: UWBadgers.com
- Press Box Phone: (608) 262-7766

**BRANDON HARRISON
PRIMARY CONTACT**

- Phone: (608) 279-8653
- Email: bah@athletics.wisc.edu
- Twitter: @BrandonHarrison



**PATRICK HERB
DIRECTOR OF BRAND STRATEGY**

- Phone: (608) 957-2085
- Email: pah@athletics.wisc.edu
- Twitter: @PatrickHerb



MEDIA RESOURCES

CREDENTIAL APPLICATIONS

- www.sportssystem.com/Wisconsin

BIG TEN MEDIA EMAIL LIST

- office.bigten.org/media

WISCONSIN BASKETBALL RECORD BOOK

- go.wisc.edu/MBBRecordBook

WIRELESS INTERNET ACCESS (KOHL CENTER)

- BadgerWiFi (connect and register with email address)

LIVE STATS - STATBROADCAST (KOHL CENTER)

- Wisconsin.StatBroadcast.com (password: buckybadger)

OFFICIAL SOCIAL MEDIA CHANNELS

- Twitter: @BadgerMBB
- Instagram: @badgermbb
- Facebook: /WisconsinMensBasketball
- YouTube: /WisconsinBadgers

RADIO

Radio Station: WIBA (1310 AM)

Play-by-Play Announcer: Matt Lepay

Address: P.O. Box 99
Madison, WI 53701
Phone: 608-274-5450

Color Analyst: Mike Lucas

Address: 1440 Monroe St.
Madison, WI 53711
Phone: 608-252-6474

Credentials: 2021-22 men's basketball credentials must be requested online: www.sportssystem.com/Wisconsin

Contact Brandon Harrison with questions (608-279-8653). Approved credentials will be either mailed or made available at the Brand Communications Office or with the parking attendant (white vehicle) at the entrance to Lot 46 on Frances Street, one block north of the Kohl Center




0 JAHCOBI NEATH
G, Jr., 6-4, 196
Toronto, Ontario




1 JOHNNY DAVIS
G, So., 6-5, 194
La Crosse, Wis.



2 JORDAN DAVIS
G, So., 6-4, 198
La Crosse, Wis.



4 CARTER HIGGINBOTTOM
G, Jr., 6-0, 193
Chicago, Ill.




5 TYLER WAHL
F, Jr., 6-9, 221
Lakeville, Minn.



10 ISAAC LINDSEY
G, So., 6-4, 184
Mineral Point, Wis.



11 LORNE BOWMAN
G, Fr., 6-2, 210
Detroit, Mich.



13 JUSTIN TAPHORN
G, So., 6-5, 208
Pekin, Ill.




14 CARTER GILMORE
F, So., 6-7, 224
Hartland, Wis.



20 BEN CARLSON
F, So., 6-9, 226
Woodbury, Minn.




21 CHRIS HODGES
F, Fr., 6-9, 239
Schaumburg, Ill.



22 STEVEN CROWL
F, So., 7-0, 234
Eagan, Minn.




23 CHUCKY HEPBURN
G, Fr., 6-2, 211
Omaha, Neb.



32 MATTHEW MORS
F, Fr., 6-7, 241
Yankton, S.D.



33 CHRIS VOGT
C, Sr., 7-0, 257
Mayfield, Ky.



34 BRAD DAVISON
G, Sr., 6-4, 200
Maple Grove, Minn.



35 MARKUS ILVER
F, Fr., 6-8, 219
Tallinn, Estonia



GREG GARD
Head Coach
7th season at UW



JOE KRABBHOF
Assistant Coach
6th season at UW



DEAN OLIVER
Assistant Coach
5th season at UW



SHARIF CHAMBLISS
Assistant Coach
1st season at UW



MARC VANDEWETTERING
Dir. Basketball Operations
9th season at UW



KYLE BLACKBURN
Dir. Recruiting & Scouting
6th season at UW



JIM SNIDER
Strength & Conditioning
11th season at UW



AJ VAN HANDEL
Video Coordinator
11th season at UW

WISCONSIN BADGERS	POS	HT	WT	YR/ELIG	HOMETOWN (HS/LAST SCHOOL)	PRONUNCIATION	
0	Jahcobi Neath	G	6-4	196	Jr./Jr.	Toronto, Ontario (Wake Forest)	Juh-KOBE KNEE-th
1	Johnny Davis	G	6-5	194	So./So.	La Crosse, Wis. (Central)	
2	Jordan Davis	G	6-4	198	So./So.	La Crosse, Wis. (Central)	
4	Carter Higginbottom	G	6-0	193	Sr./Jr.	Chicago, Ill. (St. Ignatius)	
5	Tyler Wahl	F	6-9	221	Jr./Jr.	Lakeville, Minn. (North)	WALL
10	Isaac Lindsey	G	6-4	184	So./So.	Mineral Point, Wis. (Mineral Point)	LIN-zee
11	Lorne Bowman II	G	6-2	210	So./Fr.	Detroit, Mich. (St. Mary's)	BOW-men
13	Justin Taphorn	G	6-5	208	So./So.	Pekin, Ill. (Pekin)	
14	Carter Gilmore	F	6-7	224	So./So.	Hartland, Wis. (Arrowhead)	
20	Ben Carlson	F	6-9	226	So./So.	Woodbury, Minn. (East Ridge)	
21	Chris Hodges	F	6-9	239	Fr./Fr.	Schaumburg, Ill. (Schaumburg)	
22	Steven Crowl	F	7-0	234	So./So.	Eagan, Minn. (Eastview)	(rhymes with growl)
23	Chucky Hepburn	G	6-2	211	Fr./Fr.	Omaha, Neb. (Bellevue West)	
32	Matthew Mors	F	6-7	241	Fr./Fr.	Yankton, S.D. (Yankton)	MORE-s
33	Chris Vogt	C	7-0	257	Gr./5th	Mayfield, Ky. (Cincinnati)	VOTE
34	Brad Davison	G	6-4	200	Gr./5th	Maple Grove, Minn. (Maple Grove)	DAVIS-on
35	Markus Ilver	F	6-8	219	Fr./Fr.	Tallinn, Estonia (Western Reserve Acad.)	ILL-ver