

UNRIVALED

PENN STATE FOOTBALL



867 WINS
(8th in Nation)

47 BOWL GAMES
(7-9th in Nation)

28 BOWL WINS
(7-4th in Nation)

99 1ST TEAM ALL-AMERICANS

 PxP: Chris Fowler Analyst: Kirk Herbstreit SL: Sam Ponder/Tom Rinaldi	 PxP: Kenny Garay Analyst: Alex Pombo	 PxP: Dave Pasch Analyst: Greg McElroy Sideline: Tom Luginbill
---------------------------------------------------------------------------------	---------------------------------------------	-------------------------------------------------------------------------

ROSE BOWL GAME

JANUARY 2, 2017 - 5 P.M. (ET)

Pasadena, California
Rose Bowl Stadium [92,542]

Series: USC, 5-4

Last Meeting: USC, 38-24

January 1, 2009 - Rose Bowl Stadium

Complete Series Info on Page 7

Penn State is appearing on television for the 288th time in its last 290 regular season games.



PxP: Steve Jones
Analyst: Jack Ham
Sideline: Derrick Williams

Local: 93.7 FM/1450 AM
Sirius/XM/Internet: 80/80/80

PENN STATE NITTANY LIONS

11-2, 8-1 Big Ten



Head Coach: James Franklin
Record at Penn State (3rd season): 25-14
Career Record (6th season): 49-29
vs. USC: First Meeting



USC TROJANS

9-3, 7-2 Pac-12

Head Coach: Clay Helton
Record at USC (2nd season & 2013 Las Vegas Bowl): 15-7
Career Record (Same): Same
vs. Penn State: First Meeting

INSIDE THE GAME

NO. 5 PENN STATE RENEWS ROSE BOWL MATCHUP WITH NO. 9 USC



presented by



"The Granddaddy of Them All" will feature a pair of the nation's hottest teams as No. 5 Penn State will take on No. 9 Southern California in the 103rd annual Rose Bowl Game presented by Northwestern Mutual Monday, January 2, in Pasadena, California. The game is slated to kick at 2:10 p.m. local time and 5:10 p.m. Eastern in Rose Bowl Stadium, and it will be televised on ESPN.

Penn State's victory in the Big Ten Championship game earned the Nittany Lions their first Rose Bowl appearance since 2009 and third since joining the Big Ten Conference. USC earned its bid by being the highest-ranked Pac-12 Conference team not included in the College Football Playoff semifinals.

Penn State and USC share unique bowl game histories, as both played in their first bowl game in the 1923 Rose Bowl. That game was also the first Rose Bowl Game played in the

current location.

The Nittany Lions and Trojans took similar paths to this year's game, as both faced challenges in their first four games of 2016 but have not lost since. Penn State opened at 2-2, but has won its last nine games, including the Big Ten Championship game, while USC opened at 1-3 and has won its last eight games. Penn State has not scored less than 38 points in its last six games, but USC has not allowed more than 27 points during its eight-game winning streak.

Neither team had any starting experience at the quarterback position entering the season, but Penn State's Trace McSorley and USC's Sam Darnold have both enjoyed very successful seasons. McSorley was named to the All-Big Ten second team and was the MVP of the Big Ten Championship game, while Darnold was named the Pac-12 Offensive Freshman of the Year.

BREAKDOWN

RUSHING

Penn State: Saquon Barkley 247 for 1,302 yds (100.2), 16 TD
USC: Ronald Jones II 157 for 1,066 yds (85.6), 11 TD

PASSING

Penn State: Trace McSorley 206-of-358, 3,360 yds (258.5), 25 TD/5 INT
USC: Sam Darnold 213-of-313, 2,633 yds (219.4), 26 TD/8 INT

RECEIVING

Penn State: Chris Godwin 50 for 795 yds (61.2), 9 TD
USC: JuJu Smith-Schuster 63 for 781 yds (65.1), 9 TD

DEFENSE

Penn State: Brandon Bell 87 tkl, 7.5 TFL, 4.0 SK, INT, 3 PBU, 3 FF
USC: Porter Gustin 64 tkl, 12.0 TFL, 5.5 SK, INT, PBU

PSU

36.7	SCORING/GAME	32.9
168.8	RUSHING/GAME	207.2
208-362-5	PASSING (C-A-INT)	271-409-10
261.2	PASSING/GAME	261.7
430.1	TOTAL OFFENSE/GAME	468.9
+3	TURNOVER MARGIN	+4
23.4	PTS ALLOWED/GAME	22.2
153.5	OPP. RUSH YDS/GAME	133.7
259-418-9	OPP. PASSING	232-410-11
198.5	OPP. PASS YDS/GAME	225.3
352.0	OPP. TOTAL OFFENSE/GAME	359.0

TEAM

USC

2016 SCHEDULES

PENN STATE

Overall (B1G): 11-2 (8-1 East)	Home: 7-0	Road: 3-2	Ntrl: 1-0
PSU Rank	Opponent (Rank)	Time/Result	TV
September			
3	KENT STATE	W, 33-13	BTN
10	at Pittsburgh	L, 39-42	ESPN
17	TEMPLE	W, 34-27	BTN
24	at Michigan * (4/5)	L, 10-49	ABC
October			
1	MINNESOTA *	W, 29-26 (OT)	BTN
8	MARYLAND *	W, 38-14	BTN
22	OHIO STATE * (2/2)	W, 24-21	ABC
29	24/- at Purdue *	W, 62-24	ABC/ESPN2
November			
5	20/23/12 IOWA *	W, 41-14	BTN
12	12/14/10 at Indiana *	W, 45-31	ABC/ESPN2
19	9/10/8 at Rutgers *	W, 39-0	BTN
26	8/8/7 MICHIGAN STATE *	W, 45-12	ESPN
December			
3	8/8/7 vs. Wisconsin * (6/5/6)	W, 38-31	FOX
January			
2	5/5/5 vs. USC * (9/9/9)	5 p.m.	ESPN

* - B1G game * - Lucas Oil Stadium * - Rose Bowl All times Eastern Rankings: AP/Coaches/CFP

USC

Overall (Pac-12): 9-3 (7-2 South)	Home: 6-0	Road: 3-2	Ntrl: 0-1
USC Rank	Opponent (Rank)	Time/Score	TV
September			
3	20/17 vs. Alabama * (1/1)	L, 52-6	ABC
10	UTAH STATE	W, 45-7	PAC-12 Network
17	at Stanford * (7/6)	L, 27-10	ABC
23	at Utah * (24/23)	L, 31-27	FS1
October			
1	ARIZONA STATE *	W, 41-20	FOX
8	COLORADO * (21/23)	W, 21-17	PAC-12 Network
15	at Arizona *	W, 48-14	FOX
27	CALIFORNIA *	W, 45-24	ESPN
November			
5	OREGON*	W, 45-20	ESPN
12	20/-/- at Washington * (4/4/4)	W, 26-13	FOX
19	13/19/15 at UCLA*	W, 36-14	ESPN
26	12/12/12 NOTRE DAME	W, 45-27	ABC
January			
2	9/9/9 vs. Penn State * (5/5/5)	5 p.m.	ESPN

* - Pac-12 game * - AT&T Stadium * - Rose Bowl All times Eastern Rankings: AP/Coaches/CFP

TABLE OF CONTENTS

Page 2 Quick Facts/National Polls
Page 3 NFL Notes/B1G Standings/Media Info
Page 4-5 Head Coach James Franklin
Page 6 Opponent Tracker & Notes/Future Schedules
Page 7 The Series vs. USC
Page 8-24 Rose Bowl Game Notes
8-9 Rose Bowl Notes
8 Bowl History
9 Bowl Opponents/Bowl Destinations
10 B1G Champions/Record Breakdown
11 Points on the Board
11 Winningest Programs/At The Start

12 Prolific Offense/National Nits
13 Saquon Barkley/Sensational Saquon
14-15 Quarterback Club
14 Chunk Plays
15 Nittany Nuggets/Senior Class
16-19 Honors & Awards
19 Classroom Success
20 Air Attack
21 Linebacker U/Historic Win
22-23 Strong Defense
22 Community Service
23 Happy Valley

24 Special Teams/Coaching Staff Notes
Page 25 Starts Chart/Career Starts
Page 26 Depth Chart/Pronunciations/Asst. Coaches
Page 27-28 Numerical Roster
Page 29-30 Alphabetical Roster
Page 31 The Last Time...
Page 32-33 Record Watch
Page 34-46 Games 1-13
Page 47-51 Bowl Records
Page 52-71 Player Bios
Page 72-87 Statistics

PROGRAM NOTES

130TH SEASON OF GRIDIRON EXCELLENCE

Penn State is in its 130th season of intercollegiate football and owns an 867-384-42 record, to rank No. 8 nationally in all-time victories.

WINNING RECORD

Penn State and USC are two eight teams that have posted a winning season for the last 12 consecutive years. Wisconsin is the only other Big Ten team. Oklahoma, Virginia Tech, Boise State, Florida State and LSU have also accomplished the feat.

ACADEMIC EXCELLENCE

A total of 389 of Penn State football student-athletes, including 19 in 2016, have earned Academic All-Big Ten honors since 1993 for owning at least a 3.0 grade point average and being a letterwinner.

ONE OF NATION'S TOUGHEST HOME VENUES

Penn State owns a superlative 278-72 (.794) record inside Beaver Stadium, the nation's second-largest facility, which opened in 1960 and has a capacity of 106,572.

QUICK FACTS

UNIVERSITY

NAME The Pennsylvania State University
LOCATION University Park, Pa.
FOUNDED 1855
ENROLLMENT 47,261
NICKNAME Nittany Lions
COLORS Blue & White
CONFERENCE Big Ten
DIVISION NCAA Division I
STADIUM Beaver Stadium (106,572)
STADIUM SURFACE Natural Grass
PRESIDENT Dr. Eric Barron
ATHLETICS DIRECTOR Sandy Barbour
HEAD COACH James Franklin (3rd Season)
FOOTBALL OFFICE 814-865-0412
TICKET OFFICE 1-800-NITTANY

FOOTBALL HISTORY

FIRST YEAR 1887
ALL-TIME RECORD 867-384-42 (130th Season)
8th in victories
ALL-TIME BIG TEN RECORD 121-72 (24th Season)
ALL-TIME BOWL RECORD 28-16-2 (.630)
T-4th in bowl victories
YEARS IN POST SEASON PLAY 47
T-9th in bowl appearances
BEAVER STADIUM RECORD 278-72 (.794)

ASSISTANT COACHES

BRENT PRY Buffalo; 1993
 Associate Head Coach/Defensive Coordinator/
 Linebackers (3rd Season)
JOE MOORHEAD Fordham; 1996
 Offensive Coordinator/Quarterbacks (1st Season)
CHARLES HUFF Hampton; 2005
 Special Teams Coordinator/Running Backs (3rd Season)
TIM BANKS Central Michigan; 1995
 Co-Defensive Coordinator/Safeties (1st Season)
JOSH GATTIS Wake Forest; 2006
 Offensive Recruiting Coordinator/Asst. Special Teams/
 Wide Receivers (3rd Season)
MATT LIMEGROVER University of Chicago; 1991
 Offensive Line (1st Season)
RICKY RAHNE Cornell; 2002
 Passing Game Coordinator/Tight Ends (3rd Season)
TERRY M. SMITH Penn State; 1991
 Assistant Head Coach/Defensive Recruiting Coordinator/
 Cornerbacks (3rd Season)
SEAN SPENCER Clarion; 1995
 Run Game, Defensive Line (3rd Season)
DWIGHT GALT Maryland; 1981
 Assistant AD of Performance Enhancement (3rd Season)

NATIONAL POLLS

COLLEGE FOOTBALL PLAYOFF (Dec. 6)

1.	Alabama	13-0
2.	Clemson	12-1
3.	Ohio State	11-1
4.	Washington	12-1
5.	PENN STATE	11-2
6.	Michigan	10-2
7.	Oklahoma	10-2
8.	Wisconsin	10-3
9.	USC	9-3
10.	Colorado	10-3
11.	Florida State	9-3
12.	Oklahoma State	9-3
13.	Louisville	9-3
14.	Auburn	8-4
15.	Western Michigan	13-0
16.	West Virginia	10-2
17.	Florida	8-4
18.	Stanford	9-3
19.	Utah	8-4
20.	LSU	7-4
21.	Tennessee	8-4
22.	Virginia Tech	9-4
23.	Pittsburgh	8-4
24.	Temple	10-3
25.	Navy	9-3

AP (Week 15)

1.	Alabama (61)	13-0	1525
2.	Ohio State	11-1	1444
3.	Clemson	12-1	1396
4.	Washington	12-1	1329
5.	PENN STATE	11-2	1252
6.	Michigan	10-2	1249
7.	Oklahoma	10-2	1173
8.	Wisconsin	10-3	1054
9.	USC	9-3	1040
10.	Florida State	9-3	889
11.	Colorado	10-3	886
12.	Western Michigan	13-0	871
13.	Oklahoma State	9-3	800
14.	West Virginia	10-2	788
15.	Louisville	9-3	542
16.	Stanford	9-3	508
17.	Auburn	8-4	493
18.	Virginia Tech	9-4	372
19.	LSU	7-4	351
20.	Florida	8-4	331
21.	Iowa	8-4	272
22.	Pittsburgh	8-4	237
23.	Temple	10-3	229
24.	Nebraska	9-3	196
25.	South Florida	10-2	173

Others receiving votes: Houston 101, Utah 99, Boise State 95, Washington State 31, Texas A&M 26, Air Force 20, Navy 15, Tennessee 12, San Diego State 8, Western Kentucky 7, Miami 6, Georgia Tech 3, Kansas State 2

AMWAY COACHES (Week 15)

1.	Alabama (58)	13-0	1450
2.	Ohio State	11-1	1354
3.	Clemson	12-1	1347
4.	Washington	12-1	1283
5.	PENN STATE	11-2	1186
6.	Michigan	10-2	1181
7.	Oklahoma	10-2	1128
8.	WISCONSIN	10-3	992
9.	USC	9-3	981
10.	Florida State	9-3	898
11.	Colorado	10-3	828
12.	West Virginia	10-2	806
13.	Oklahoma State	9-3	754
14.	Western Michigan	13-0	635
15.	Louisville	9-3	631
16.	Stanford	9-3	542
17.	Auburn	8-4	504
18.	Florida	8-4	421
19.	Virginia Tech	9-4	374
20.	LSU	7-4	359
21.	Nebraska	9-3	241
22.	South Florida	10-2	197
23.	Utah	8-4	170
24.	Temple	10-3	126
25.	Iowa	8-4	97

Others receiving votes: **Pittsburgh 61**, Boise State 50, Houston 43, Navy 42, Washington State 39, San Diego State 36, Tennessee 33, Texas A&M 22, Western Kentucky 14, Miami 14, North Carolina 7, Kentucky 2, Appalachian State 2

PENN STATE IN THE POLLS

Date	CFP	AP	COACHES
Preseason	-	-	-
Week 2 (9/6)	-	-	-
Week 3 (9/11)	-	-	-
Week 4 (9/18)	-	-	-
Week 5 (9/25)	-	-	-
Week 6 (10/2)	-	-	-
Week 7 (10/9)	-	-	RV
Week 8 (10/16)	-	-	-
Week 9 (10/23)	-	24	RV
Week 10 (10/30, 11/1)	12	20	23
Week 11 (11/6, 8)	10	12	14
Week 12 (11/13, 15)	8	9	10
Week 13 (11/20, 22)	7	8	8
Week 14 (11/27, 29)	7	8	8
Week 15 (12/4)	5	5	5



LIONS IN THE NFL

31 NITTANY LIONS ON NFL ROSTERS

Thirty-one Penn State players are on the rosters of 22 NFL teams. The Nittany Lions are perennially a top-15 program in producing players in the NFL. In addition to the 31 players on 53-man rosters, the Nittany Lions have two former players on practice squads.

The Jacksonville Jaguars and Miami Dolphins boast a combined seven former Nittany Lions on their active rosters. The Jaguars have 10-year veteran and 2013 Pro Bowl linebacker Paul Posluszny, Pro Bowl selection Allen Robinson, seven-year vet Jared Odrick and Jordan Hill among their 53-man roster, while Miami lays claim to eight-year veteran Cameron Wake, second-year pro Mike Hull and rookie and sixth round draft pick Jordan Lucas.

Four additional NFL squads lay claim to two former Nittany Lions on their rosters: Dallas, New Orleans, San Francisco and Tennessee.

Six players from Penn State's 2015 squad made NFL teams as rookies: Christian Hackenberg (N.Y. Jets), Austin Johnson (Tennessee), Jordan Lucas (Miami), Carl Nassib (Cleveland), Anthony Zettel (Detroit) and Trevor Williams (San Diego). Additionally, Kyle Carter is on Minnesota's practice squad.

There are also two Nittany Lions on NFL rosters that did not play football at Penn State in Chris Hogan (New England) and Ross Travis (Kansas City). Hogan, a wide receiver in his fifth NFL season, played lacrosse for the Nittany Lions and went to play football at Monmouth after earning his Penn State degree. Travis, a tight end, was a standout men's basketball player.

Penn State has had 44 NFL Draft picks since 2006, including 20 in the first three rounds, and at least three draft picks 18 times since starting Big Ten Conference competition in 1993. A total of 343 Nittany Lions have been selected all-time in the NFL Draft.

For the 45th time in the Super Bowl's 50-game history, at least one Penn State alumnus was a member of one of the participating teams (19 times in last 21 years). Thirty-eight former Nittany Lions have earned a total of 55 Super Bowl rings, most recently Jordan Norwood with Denver last year. A total of 106 Nittany Lions have been on Super Bowl rosters.

- Arizona Cardinals (1):** A.Q. Shipley (7)
 - Baltimore Ravens (1):** John Urschel (3)
 - Cleveland Browns (1):** Carl Nassib (1)
 - Chicago Bears (1):** Adrian Amos (2)
 - Dallas Cowboys (2):** Jack Crawford (5), Sean Lee ^c (7)
 - Denver Broncos (1):** Jordan Norwood (8)
 - Detroit Lions (1):** Anthony Zettel (1)
 - Houston Texans (1):** Devon Still (4)
 - Jacksonville Jaguars (4):** Jordan Hill (4), Jared Odrick (7), Paul Posluszny ^c (10), Allen Robinson (3)
 - Kansas City Chiefs (2):** Tamba Hali (11), Ross Travis (1; former MBB player), Deion Barnes*
 - Miami Dolphins (3):** Mike Hull (2), Jordan Lucas (1), Cameron Wake ^c (8)
 - Minnesota Vikings (1):** Kyle Carter* (1)
 - New England Patriots:** Chris Hogan (5; former MLAX player)
 - New Orleans Saints (2):** Michael Mauti ^c (4), Nathan Stupar (5)
 - New York Jets (1):** Christian Hackenberg (1)
 - New York Giants (1):** Robbie Gould (12)
 - Oakland Raiders (1):** Matt McGloin (4)
 - Philadelphia Eagles (1):** Stefen Wisniewski (6)
 - Pittsburgh Steelers (1):** Jesse James (2)
 - San Diego Chargers (1):** Trevor Williams (1)
 - San Francisco 49ers (2):** NaVorro Bowman (7), Gerald Hodges (4)
 - Seattle Seahawks (1):** Garry Gilliam (3)
 - Tampa Bay Buccaneers (1):** Donovan Smith (2)
 - Tennessee Titans (2):** Austin Johnson (1), DaQuan Jones (3)
- * Practice Squad ^c Team Captain

EIGHT FORMER LIONS ON NFL COACHING STAFFS

Eight former Nittany Lions are patrolling the sidelines as part of NFL coaching staffs in 2016.

- Gary Brown (Dallas, running backs)
 - Bobby Engram (Baltimore, wide receivers)
 - Al Golden (Detroit, tight ends)
 - D'Anton Lynn (Buffalo, defensive assistant)
 - John McNulty (Tennessee, quarterbacks)
 - Mike Munchak (Pittsburgh, offensive line)
 - Jeff Nixon (San Francisco, tight ends)
 - Darren Perry (Green Bay, safeties)
- Also, former Penn State quarterbacks coach Jim Caldwell is in his third season as the head coach of the Detroit Lions.

BIG STANDINGS

EAST	BIG TEN		OVERALL		
	W-L	%	W-L	%	vs. T25
PENN STATE	8-1	.889	11-2	.846	3-2
Ohio State	8-1	.889	11-1	.917	4-1
Michigan	7-2	.778	10-2	.833	3-1
Indiana	4-5	.444	6-6	.500	0-4
Maryland	3-6	.333	6-6	.500	0-4
Michigan State	1-8	.111	3-9	.250	0-4
Rutgers	0-9	.000	2-10	.167	0-4
WEST					
WEST	BIG TEN		OVERALL		
	W-L	%	W-L	%	vs. T25
Wisconsin	7-2	.778	10-3	.769	3-3
Nebraska	6-3	.667	9-3	.750	2-2
Iowa	6-3	.667	8-4	.667	2-2
Minnesota	5-4	.556	8-4	.667	0-3
Northwestern	5-4	.556	6-6	.500	0-4
Illinois	2-7	.222	3-9	.250	0-5
Purdue	1-8	.111	3-9	.250	0-3

BIG TEN BOWL SCHEDULE (All Times Eastern)

Monday, Dec. 26

Maryland vs. Boston College, 2:30 p.m. (ESPN)
Quick Lane Bowl

Tuesday, Dec. 27

Minnesota at Washington State, 7 p.m. (ESPN)
National Funding Holiday Bowl

Wednesday, Dec. 28

Northwestern vs. Pitt, 2 p.m. (ESPN)
New Era Pinstripe Bowl
Indiana vs. Utah, 8:30 p.m. (ESPN)
Foster Farms Bowl

Friday, Dec. 30

Michigan vs. Florida State, 1 p.m. (ESPN)
Capital One Orange Bowl
Nebraska vs. Tennessee, 3:30 p.m. (ESPN)
Franklin American Mortgage Music City Bowl

Saturday, Dec. 31

Ohio State vs. Clemson, 7 p.m. (ESPN)
PlayStation Fiesta Bowl - CFP Semifinal

Monday, Jan. 2

Wisconsin vs. Western Michigan, 1 p.m. (ESPN)
Goodyear Cotton Bowl
Iowa vs. Florida, 1 p.m. (ABC)
Outback Bowl

PENN STATE VS. USC, 5 P.M. (ESPN)

ROSE BOWL PRESENTED BY NORTHWESTERN MUTUAL

BIG TEN MEDIA SERVICES:

BIG TEN CONFERENCE RELEASE/STATISTICS: The Big Ten Conference football release, with standings and statistics, is available at www.bigten.org.

PENN STATE MEDIA SERVICES

FOOTBALL CONTACTS

- Kris Petersen**
Cell: 814-883-4581
E-mail: kap18@psu.edu
Twitter: @GoPSUKris
- Greg Campbell**
Cell: 814-876-0824
E-mail: gxc35@psu.edu
Twitter: @SID_Greg
- Arielle Sargent**
Cell: 814-321-8286
E-mail: ans26@psu.edu
Twitter: @arielle_sargent
- Mark Brumbaugh**
Cell: 814-441-9145
E-mail: mgb28@psu.edu
Twitter: @markbrumbaugh

- Assoc. AD for Strategic Communications:** Jeff Nelson
- Associate Directors:** Alissa Clendenen, Kris Petersen
- Assistant Directors:** Mark Brumbaugh, Greg Campbell, Pat Donghia, John Hanna, Will Rottler, Megan Samassa, Arielle Sargent, Jeff Smith, Steve Sommer
- Admin. Assistant:** Vonda Harpster
- Strategic Communications Office:** 814-865-1757
- Website:** GoPSUsports.com
- Address:** 101D Bryce Jordan Center, University Park, Pa., 16802

TUESDAY	WEDNESDAY	THURSDAY	FRIDAY	SATURDAY	SUNDAY	MONDAY
Welcome Press Conference 2 p.m. Disneyland California Adventure <i>All times local</i>	Def. Coord. Brent Pry/ Def. Players Press Conference 2:45 p.m. StubHub Center Lawry's Beef Bowl 4:30 p.m.	Off. Coord. Joe Moorhead/Off. Players Press Conference 3 p.m. StubHub Center	Media Day 8-8:45 a.m. The LA Hotel Downtown	James Franklin Press Conference 8 a.m. The LA Hotel Downtown	Team Photo Opportunity 11 a.m. Rose Bowl Stadium	103rd Rose Bowl Game presented by Northwestern Mutual 2:10 p.m. ESPN/Penn State Sports Network Rose Bowl Stadium



FRANKLIN FILE

Born: February 2, 1972
Hometown: Langhorne, Pa.
Wife: Fumi
Daughters: Shola & Addison

Education:
 East Stroudsburg, 1995; B.S. in Psychology
 Washington State, 1999; M.A. in Educational Leadership

Playing Career:
 East Stroudsburg; Quarterback, 1991-94

Coaching Experience

2014-pres.	Head Coach	Penn State
2011-13	Head Coach	Vanderbilt
2008-10	Asst HC/Off. Coord./QBs	Maryland
2006-07	Off. Coord./QBs	Kansas State
2005	Wide Receivers	Green Bay Packers
2000-04	Recruiting Coord./WRs	Maryland
1999	Wide Receivers	Idaho State
1998	Grad. Asst./Tight Ends	Washington State
1997	Wide Receivers	James Madison
1996	Grad. Asst./Secondary	East Stroudsburg
1995	Wide Receivers	Kutztown

HEAD COACH JAMES FRANKLIN

CAREER AT A GLANCE

- Franklin is in the midst of his sixth year as a collegiate head coach, leading his first six squads to a bowl game, with post-season victories the past three of the last four years.
- He owns a 49-29 career record, with five consecutive winning seasons.
- Franklin has 21 years of coaching experience at the collegiate and NFL level.
- In his first five years as a head coach, Franklin mentored 16 players that have gone on to the NFL ranks.
- Franklin has secured Top 25 recruiting classes each of the last four seasons, including back-to-back Top 20 classes at Penn State.
- Franklin emphasizes four core values for the Penn State program -- a positive attitude, great work ethic, competing on and off the field and the ability to sacrifice.

NITTANY LIONS ON THE FIELD

- Franklin was named the 16th head football coach in the storied history of the Nittany Lion program on January 11, 2014.
- Franklin guided the Nittany Lions to a 7-6 record in 2015 and a berth in the TaxSlayer Bowl.
- Under Franklin's tutelage, Carl Nassib claimed a trio of national awards -- Lombardi Award, Lott IMPACT Trophy and Ted Hendricks Award -- and became Penn State's 13th unanimous Consensus All-American.
- Nassib also led the nation in sacks with a school-record 15.5 in 2015.
- The 2015 season also saw Christian Hackenberg break every Penn State career passing record, including passing yards, passing touchdowns and completions, and true freshman Saquon Barkley break the freshman season rushing record with a 1,000-yard campaign.
- Barkley was named the Big Ten Network's Freshman of the Year and claimed second team All-Big Ten honors, while wide receiver Chris Godwin (second team) and defensive tackles Austin Johnson (second team) and Anthony Zettel (third team) also earned All-Big Ten accolades.
- Franklin's first season was bookended with a pair of thrilling victories for the Nittany Lions as the Penn State head coach's inaugural season began with a final-play 26-24 victory over UCF in Dublin, Ireland in Penn State's first-ever international game and ended with a comeback, a 31-30 overtime win over Boston College in the New Era Pinstripe Bowl in Yankee Stadium. The Nittany Lions overcame a 14-point deficit late in the third quarter, tying the largest comeback in Penn State's bowl history.
- With the Pinstripe Bowl win, Franklin became just the third Penn State coach to lead the team to at least seven wins in his first season, joining Dick Harlow (1915) and Bill O'Brien (2012).
- Franklin guided the Nittany Lions to a 4-0 start, joining

Harlow as the only first-year Penn State coaches to win their initial four games.

- In Franklin's first season at Penn State, he helped Mike Hull to the Butkus-Fitzgerald Big Ten Linebacker of the Year award to carry on the "Linebacker U" tradition.
- Zettel earned All-Big Ten first team honors, while receiver DaeSean Hamilton garnered All-Big Ten second team accolades after pulling in 82 catches for 899 yards.

NITTANY LIONS IN THE CLASSROOM

- The 2015 fall semester saw the Nittany Lions post a record 56 squad members with at least a 3.0 grade-point average, marking the fifth consecutive semester (including summer sessions) the Nittany Lions have had more than 50 student-athletes with a 3.0 GPA or better.
- The 56 Nittany Lions with a 3.0 GPA or higher surpasses the mark of 55 set by the 2008 fall semester for the most 3.0 students in a semester in football program history.
- Additionally, 19 Nittany Lions earned Academic All-Big Ten recognition in 2016.
- Tyler Yazujian collected a berth on the CoSIDA Academic All-America® second team in 2015 and the first team in 2016.
- A total of 23 Nittany Lions posted a 3.5 GPA or higher in the 2015 fall semester, with 19 earning Dean's List recognition for having 3.5 GPA or higher with 12 credits earned in undergraduate work.
- The Nittany Lion freshmen were impressive in the 2015 fall semester with 14 posting a 3.0 or higher.
- During Franklin's first fall semester on campus (2014), the football student-athletes set program records with 25 student-athletes earning Dean's List recognition (3.5 GPA) and 57 players owning a cumulative 3.0 grade-point average (GPA) or higher.
- Additionally, 51 squad members compiled at least a 3.0 GPA in the fall of 2014, the third-highest semester total in program history.
- The spring of 2015 saw continued success in the classroom with 51 student-athletes compiling at least a 3.0 GPA, marking the first time in program history with 50 or more 3.0s in a spring semester.

NITTANY LIONS IN THE COMMUNITY

- In the last two seasons, the Lions have completed more than 4,000 hours of community service.
- The Lions' community service activities include: Uplifting Athletes, THON, Pennsylvania Special Olympics Summer Games, State College Area Food Bank and Penn State Hershey Children's Hospital visits.
- The football team's 2,100 hours of community service in 2014-15 equate to nearly 40 percent of the 5,300 community service hours by Penn State student-athletes.

BOWL RESULTS

Year	School	Bowl	Result (Opp.)
2011	Vanderbilt	Liberty	L, 24-31 (Cincinnati)
2012	Vanderbilt	Music City	W, 38-24 (N.C. State)
2013	Vanderbilt	BBVA Compass	W, 41-24 (Houston)
2014	Penn State	Pinstripe	W, 31-30 (Boston College)
2015	Penn State	TaxSlayer	L, 17-24 (Georgia)
2016	Penn State	Rose Bowl	(USC)

CAREER RECORD

Year	School	Overall	Conf.	Of Note
2011	Vanderbilt	6-7	2-6	lost to Cincinnati, 31-24; Liberty Bowl
2012	Vanderbilt	9-4	4-4	No. 23; def. North Carolina State, 38-24; Music City Bowl
2013	Vanderbilt	9-4	5-3	No. 20; def. Houston, 41-24; BBVA Compass Bowl
2014	Penn State	7-6	2-6	2nd PSU coach to start career 4-0; def. BC, 31-30 (OT) Pinstripe Bowl
2015	Penn State	7-6	4-4	lost to Georgia, 24-17; TaxSlayer Bowl
2016	Penn State	11-2	8-1	No. 5; Big Ten Overall/East Division Champions; Rose Bowl
Total (6 Years)		49-29	25-24	Six Bowl Appearances
Vanderbilt Record (3 Years)		24-15	11-13	Consecutive Top-25 Finishes for 1st Time in VU History
Penn State Record (3 Years)		25-14	14-11	Big Ten Championship, Three Consecutive Bowl Appearances

- The engaging and enthusiastic Franklin is a popular speaker and media interview subject. He was a guest analyst on ESPN's coverage from the site of college football's National Championship game, spending a day appearing on various ESPN platforms in 2013 and 2014. In 2015, Franklin joined the FOX studio crew for pregame, halftime and postgame coverage of the Big Ten Championship game.
- In February 2015, Franklin was the lone college head coach among the speakers and panelists at the prestigious MIT Sloan Sports Analytics Conference in Boston. He was a panelist for the session, "The Formula to Win: College Football Analytics," which was moderated by CNN anchor/reporter Rachel Nichols.



RECRUITING SUCCESS

- The Class of 2016 at Penn State finished in the Top 20, ranking as high as 18th by ESPN, and featured a pair of five-star recruits.
- In 2016, Franklin secured the No. 1 player in the state of Pennsylvania (Miles Sanders) for the first time since Jared Odrick (2006).
- The Nittany Lions laid claim to the No. 1 running back in the state of Pennsylvania in 2015 (Saquon Barkley) and 2016 (Sanders).
- Forty-three of the 70 signees under Franklin are from within a 350-mile radius of State College.
- In February 2015, the Nittany Lions' highly-regarded class of 25 signees was ranked in the Top 15 nationally by the four major recruiting services.
- Franklin and his staff organized a Top 25 recruiting class in short order after being hired at Penn State in January 2014.
- While at Vanderbilt, Franklin assembled a recruiting class that finished as high as 19th in 2014.
- In each of his three seasons in Nashville, Franklin signed classes that finished in the Top 50 nationally. Prior to Franklin's arrival, the Commodores average class rank was 64.6 since 2000 (based on 247Sports composite).

HELPING THE COMMODORES GET THEIR WINGS

- Franklin directed Vanderbilt to consecutive Top 25 finishes for the first time in the 124-year history of the program (No. 23/24 -- 2013 & No. 23/20 -- 2012).
- The Commodores finished 23rd in the final 2012 Associated Press poll, marking their first AP final ranking since 1948.
- Franklin's 24 wins tied Dan McGugin for the most by a Vanderbilt coach in his first three seasons.
- Franklin led Vanderbilt to a bowl game in each of his three seasons in Nashville, with the last two years resulting in wins over North Carolina State (Music City Bowl) and Houston (BBVA Compass Bowl). The Commodores had played in four bowl games all-time in the 121 seasons prior to his arrival, none in consecutive years.
- Vanderbilt has posted four nine-win seasons in program history, with Franklin's last two teams comprising half of the total.
- Over the last 20 games during the 2012-13 seasons, the Commodores' 16-4 record was second-best in the SEC to Alabama's 17-3 mark.
- Franklin guided the Commodores to a 6-6 regular-season record and earned a berth in the Liberty Bowl during his first season after inheriting a Vanderbilt team that finished 2-10 in both 2009 and 2010, including a 1-15 SEC mark.
- The 2011 bowl berth was Vanderbilt's second since 1983 and running back Zac Stacy broke the Commodores' season record with 1,193 rushing yards.
- The Commodores had a breakthrough campaign in 2012 under Franklin, finishing on a seven-game winning streak (longest since 1948) to post a 9-4 mark, Vanderbilt's most wins in 97 years, and a berth in the Music City Bowl, which VU defeated N.C. State, 38-24.
- A victory at Missouri sparked an 8-1 finish, which included three consecutive SEC road wins for the first time in program history.
- The Commodores were 5-3 in SEC play, winning five SEC games for the first time since 1935, and posted two shutouts for the first time since 1968.
- Franklin was among five finalists for the Bear Bryant National Coach of the Year award in 2012.
- Stacy became the first player in Vanderbilt history to rush for 1,000 yards in consecutive seasons, gaining 1,141 yards to finish with a school-record 3,143 yards and 30 rushing touchdowns.
- Wide receiver Jordan Matthews broke the Vanderbilt season receiving record with 1,363 yards on 94 catches.
- Vanderbilt continued its historic rise under Franklin during the 2013 season, capping a school-record second consecutive 9-4 campaign with a 41-24 win over Houston in the BBVA Compass Bowl.
- The Commodores defeated Florida, Georgia and Tennessee in the same season for the first time in program history, winning in Gainesville and Knoxville.
- Franklin helped Matthews develop into a two-time All-American and the SEC's career leader in receptions (262) and receiving yardage (3,759). Matthews broke the SEC season record with 112 receptions for 1,477 yards and seven touchdowns in 2013, becoming the first SEC receiver to make 100 catches in a season.

RISING UP THE RANKS

- Franklin began his coaching career as the wide receivers coach at Kutztown (Pa.) University (1995) and was a graduate assistant coach at his alma mater, East Stroudsburg (Pa.) University in 1996, working with the secondary.
- He then was the wide receivers coach at James Madison (1997), a graduate assistant (tight ends) at Washington State in 1998 and the wide receivers coach at Idaho State (1999).
- In 2000, Franklin was named the wide receivers coach at Maryland under head coach Ron Vanderlinden, who would go on to coach the Penn State linebackers from 2001-13.
- Franklin continued in that role under new head coach Ralph Friedgen in 2002 and '03 and helped the Terps to three consecutive 10-win seasons, including an appearance in the 2002 FedEx Orange Bowl. In 2003, Franklin added duties as recruiting coordinator and directed back-to-back recruiting classes ranked in the Top 25 nationally. Franklin and former Nittany Lion head coach Bill O'Brien (running backs) were Maryland assistant coaches in 2003 and '04 under Friedgen.
- After five successful years at Maryland, Franklin was named wide receivers coach on Mike Sherman's Green Bay Packers staff in 2005. During that season, Green Bay ranked third in the NFL in receptions (383) and seventh in receiving yards (3,766). Donald Driver was among the top receivers in the NFL, ranking second in receptions and eighth in receiving yards, with a then-career-high 86 catches for 1,221 yards.
- Franklin served as the offensive coordinator and quarterbacks coach at Kansas State during the 2006-07 seasons under head coach Ron Prince. In 2006, he helped the Wildcats to their first winning season in four years. Franklin coached quarterback Josh Freeman and oversaw an offense that produced a 3,000-yard passer (Freeman), 1,500-yard receiver (All-American wide receiver Jordy Nelson) and 1,000-yard rusher (James Johnson) during the 2007 season, a first in school history. Freeman would go on to become the Wildcats' highest NFL offensive draft pick since 1954 when the Tampa Bay Buccaneers selected him 17th overall in the 2009 NFL Draft.
- Franklin returned to Maryland in 2008 as the Terps' assistant head coach and offensive coordinator. He helped the Terrapins to victories in the 2008 Humanitarian Bowl and the 2010 Military Bowl. The 2010 squad was among the national leaders in scoring offense at 32.2 points per game and was led by ACC Rookie of the Year quarterback Danny O'Brien. He threw for 2,438 yards, 22 touchdowns and only eight interceptions in 2010, with All-ACC receiver Torrey Smith making 67 catches for 1,055 yards and 12 scores.
- In 1998, Franklin began his participation in the NFL's Minority Coaching Fellowship Program, starting with a stint with the Miami Dolphins and working with Hall of Fame quarterback Dan Marino. Franklin also worked with Donovan McNabb of the Philadelphia Eagles (1999) and Minnesota Vikings (2008) in the NFL program.

PLAYING CAREER

- Franklin was a four-year letterman at quarterback and a two-time All-PSAC selection at East Stroudsburg.
- He set seven school records as a senior to earn team MVP honors and was a Harlon Hill Trophy nominee as the NCAA Division II Player of the Year.
- Among the season records he set were for total offense (3,128 yards), passing yards (2,586) and touchdown passes (19).
- Franklin graduated having broken or tied 23 school records.
- Franklin was inducted into the East Stroudsburg Athletics Hall of Fame Oct. 15, 2016.

PERSONAL


- Franklin graduated from East Stroudsburg in 1995 with a degree in psychology and earned a master's degree in educational leadership from Washington State University.
- Franklin graduated from Neshaminy High School in Langhorne.
- Franklin and his wife, Fumi, have two daughters, Shola and Addison.



OPPONENT TRACKER




KENT STATE *kentstatesports.com*
OVERALL: 3-9 **MAC:** 2-6
LAST GAME: L, 21-31, Northern Illinois



PITT *pittsburghpanthers.com*
OVERALL: 8-4 **ACC:** 5-3
PINSTRIPED BOWL: vs. Northwestern (12/28)
LAST GAME: W, 76-61, Syracuse



TEMPLE *owlsports.com*
OVERALL: 10-3 **AAC:** 7-1
MILITARY BOWL: vs. Wake Forest (12/27)
LAST GAME: W, 34-10, Navy



MICHIGAN *mgoblue.com*
OVERALL: 10-2 **B1G:** 7-2 (East)
ORANGE BOWL: vs. Florida State (12/30)
LAST GAME: L, 27-30 (OT), Ohio State




MINNESOTA *gophersports.com*
OVERALL: 8-4 **B1G:** 5-4 (West)
HOLIDAY BOWL: vs. Washington State (12/27)
LAST GAME: L, 17-31, Wisconsin



MARYLAND *umterps.com*
OVERALL: 6-6 **B1G:** 3-6 (East)
QUICK LANE BOWL: vs. Boston Coll. (12/26)
LAST GAME: W, 31-13, Rutgers




OHIO STATE *ohiostatebuckeyes.com*
OVERALL: 11-1 **B1G:** 8-1 (East)
FIESTA BOWL: vs. Clemson (12/31)
LAST GAME: W, 30-27 (OT), Michigan




PURDUE *purduesports.com*
OVERALL: 3-9 **B1G:** 1-8 (West)
LAST GAME: L, 24-26, Indiana



IOWA *hawkeyesports.com*
OVERALL: 8-4 **B1G:** 6-3 (West)
OUTBACK BOWL: vs. Florida (1/2)
LAST GAME: W, 40-10, Nebraska



INDIANA *iuhoosiers.com*
OVERALL: 6-6 **B1G:** 4-5 (East)
FOSTER FARMS BOWL: vs. Utah (12/28)
LAST GAME: W, 26-24, Purdue



RUTGERS *scarletknights.com*
OVERALL: 2-10 **B1G:** 0-9 (East)
LAST GAME: L, 13-31, Maryland



MICHIGAN STATE *msuspartans.com*
OVERALL: 3-9 **B1G:** 1-8 (East)
LAST GAME: L, 12-45, Penn State



WISCONSIN *uwbadgers.com*
OVERALL: 10-3 **B1G:** 7-2 (East)
COTTON BOWL: vs. Western Michigan (1/2)
LAST GAME: L, 31-38, Penn State



USC *uscTrojans.com*
OVERALL: 9-3 **PAC-12:** 7-2 (South)
ROSE BOWL: vs. Penn State (1/2)
LAST GAME: W, 45-27, Notre Dame

OPPONENT NOTES

BOWL BOUND

- Of Penn State's 12 regular season opponents, eight earned bowl game invitations: Pitt (8-4), Temple (10-3), Michigan (10-2), Minnesota (8-4), Maryland (6-6), Ohio State (11-1), Iowa (8-4) and Indiana (6-6).
- The Nittany Lions went 6-2 against bowl eligible opponents during the regular season.
- Leading the eight is Ohio State, which was awarded a bid to a College Football Playoff semifinal game (Fiesta Bowl).
- Michigan also claimed a "New Year's Six" bowl berth, earning an invitation to the Orange Bowl.
- Four of the six "New Year's Six" bowls will feature a Big Ten team, as Penn State's Big Ten Conference Championship opponent, Wisconsin, earned a place in the Cotton Bowl.
- Penn State defeated two (Ohio State, Wisconsin) of the three other Big Ten schools that earned "New Year's Six" bowl bids.

WINNING AGAINST A TOUGH SLATE

- The Nittany Lions' 13 opponents, prior to bowl season, earned a combined record of 78-57, which ranks 15th in FBS.
- Of the 11 teams Penn State has defeated, they had a combined 70 FBS wins entering bowl season, which ranks Penn State's "strength of wins" fourth in FBS. (Source Phil Steele)

WINNING AGAINST CONFERENCE CHAMPIONS

- Among Penn State's victories was a win over American Athletic Conference Champion Temple in September. It was one of three non-conference games Penn State played during the regular season.
- Penn State defeated Big Ten West Division Champion Wisconsin in the Big Ten Championship game.

WINNING AGAINST THE POLLS

- Five of Penn State's 13 opponents this season were ranked in the final College Football Playoff rankings: No. 3 Ohio State, No. 6 Michigan, No. 8 Wisconsin, No. 23 Pitt and No. 24 Temple.
- Penn State went 3-2 against the five.
- USC is the sixth currently CFP-ranked team Penn State faces this season.
- Penn State faced five teams in the final 2015 CFP rankings, but went 0-5, and it went 0-2 against CFP teams in 2014.
- Six of Penn State's 13 opponents are also ranked in the most recent AP poll, as Iowa joins the previously mentioned quintet at No. 21.
- Penn State has a 4-2 record against the six.
- USC is the seventh currently AP-ranked team Penn State faces this season.
- With the exception of Pitt, the same teams are ranked in the Amway Coaches Poll. Pitt is the first unranked team receiving votes.

FUTURE SCHEDULES

2017 Schedule

Sept. 2	AKRON
Sept. 9	PITTSBURGH
Sept. 16	GEORGIA STATE
Sept. 23	at Iowa*
Sept. 30	INDIANA*
Oct. 7	at Northwestern*
Oct. 14	MICHIGAN*
Oct. 21	at Ohio State*
Oct. 28	at Michigan State*
Nov. 4	at Minnesota*
Nov. 11	RUTGERS*
Nov. 18	NEBRASKA*
Nov. 25	at Maryland*

2019 Schedule

Aug. 31	IDAHO
Sept. 7	BUFFALO
Sept. 14	PITTSBURGH
Sept. 21	at Maryland*
Oct. 5	PURDUE*
Oct. 12	at Iowa*
Oct. 19	MICHIGAN*
Oct. 26	at Michigan State*
Nov. 9	at Minnesota*
Nov. 16	INDIANA*
Nov. 23	at Ohio State*
Nov. 30	RUTGERS*

2018 Schedule

Sept. 1	APPALACHIAN STATE
Sept. 8	at Pittsburgh
Sept. 15	KENT STATE
Sept. 22	at Illinois*
Sept. 29	OHIO STATE*
Oct. 6	MICHIGAN STATE*
Oct. 13	at Indiana*
Oct. 20	IOWA*
Oct. 27	at Michigan*
Nov. 3	WISCONSIN*
Nov. 10	at Rutgers*
Nov. 17	MARYLAND*
Nov. 24	

Future Non-Conference Games

2020	at Virginia Tech
Sept. 11, 2021	BALL STATE
Sept. 18, 2021	AUBURN
Sept. 17, 2022	at Auburn
2023	WEST VIRGINIA
2024	at West Virginia
2025	VIRGINIA TECH

Home
 Away
 Neutral

SERIES NOTES

HEAD COACH CLAY HELTON

- Clay Helton is in his second season as head coach after serving as the Trojans' passing game coordinator/quarterbacks coach from 2012-13 and offensive coordinator/quarterbacks coach from 2013-14.
- After taking over as head coach mid-season in 2015, Helton led the Trojans to a 5-4 record, including wins over No. 3 Utah and No. 22 UCLA.
- Helton was also USC's interim head coach for the 2013 Las Vegas Bowl.
- Prior to his stint at USC, Helton was an assistant coach at Memphis from 2000-09.
- Helton got his coaching start at Duke in 1995 before returning to his alma mater Houston, in 1997.
- He was a quarterback at Auburn from 1991-92 before transferring to Houston from 1993-94. While at Houston, Helton played under his father, head coach Kim Helton.

SCOUTING THE TROJANS

- USC is 9-3 overall and 7-2 in Pac-12 play, finishing second in the Pac-12 South Division behind Colorado.
- The Trojans will be playing in Rose Bowl Stadium for the second time in three games. They last played there Nov. 19 when they downed UCLA, 36-14, after scoring 22 unanswered points.
- The Trojans started the season at just 1-3, but have built an eight-game winning streak since.
- USC has been able to hold teams to an average of 22.2 points per game, ranking them at No. 24 in scoring defense against and No. 4 in the Pac-12.
- Cornerback Adoree' Jackson was named the 2016 Pac-12 Defensive Player of the Year. He also sees time as a wide receiver and returner.
- Jackson is one of six players in FBS to return multiple punts for touchdowns this season (2).
- Redshirt freshman quarterback Sam Darnold was chosen as the 2016 Pac-12 Freshman Offensive Player of the Year. Darnold enters the game completing 213-of-313 pass attempts for 2,633 yards and 26 touchdowns. His .681 completion percentage leads the Pac-12 and ranks sixth in FBS.
- Darnold has been protected well this season as the Trojans' 0.92 sacks allowed per game lead the Pac-12 and rank sixth in FBS.

TOP PERFORMANCES - PENN STATE

Rushing

Curtis Enis	27 for 244 yds, 3 TD ('96)
Ki-Jana Carter	17 for 117 yds, 1 TD ('94)
Mike Archie	10 for 107 yds ('93)
Ki-Jana Carter	21 for 104 yds ('93)
J.T. Morris	13 for 145, 2 TD ('91)
Curt Warner	26 for 145 yds, 2 TD ('82)

Passing

Daryll Clark	21-of-36 for 253 yds, 2 TD ('09)
Kerry Collins	18-of-33 for 248 yds, 2 TD ('94)
Tony Sacca	16-of-34 for 243 yds, 1 TD ('90)

Receiving

Deon Butler	4 for 97 yds ('09)
Freddie Scott	6 for 133 yds, 1 TD ('94)
Terry Smith	10 for 165 yds, 1 TD ('91)
David Daniels	5 for 92 yds ('90)

TOP PERFORMANCES - USC

Rushing

Sultan McCullough	29 for 137 yds, ('00)
Marcus Allen	30 for 85 yds ('82)

Passing

Mark Sanchez	28-of-35 for 413 yds, 4 TD ('09)
Rob Johnson	25-of-43 for 291 yds, 2 TD ('93)
Todd Marinovich	22-of-34 for 240 yds, 1 TD ('90)

Receiving

Damian Williams	10 for 162 yds, 1 TD ('09)
Johnson Ronald	4 for 82 yds, 2 TD ('09)
Chad Morton	6 for 109 yds ('93)
Gary Wellman	9 for 121 yds ('90)

SERIES RECORD

USC holds a 5-4 advantage in the all-time series with Penn State, which has featured five previous neutral site matchups, including three bowls, of which two were Rose Bowls. The first meeting between the schools in 1923 was the first bowl game and first Rose Bowl Game for both, and it was the first Rose Bowl played in the current stadium in the Arroyo Seco location.

The teams did not meet for another 59 years until the 1982 Fiesta Bowl, which Penn State prevailed in. The teams played a four-game, home-and-home series in the early 1990s with the home team winning each. The teams split a pair of games in Giants Stadium in 1996 and 2000 before meeting again in the 2009 Rose Bowl.

Year	Site	Result
1923	N (Rose Bowl)	USC 14, Penn State 3
1982	N (Fiesta Bowl)	Penn State 26, USC 10
1990	A	USC 19, Penn State 14
1991	A	USC 21, Penn State 10
1993	H	Penn State 21, USC 20
1994	H	Penn State 38, USC 14
1996	N (Giants Stadium)	Penn State 24, USC 7
2000	N (Giants Stadium)	USC 29, Penn State 5
2009	N (Rose Bowl)	USC 38, Penn State 24

LAST MEETING

NITTANY LIONS ROAR BACK, BUT TOO LATE TO BEAT TROJANS, 38-24

PASADENA, Calif. - Sixth-ranked Penn State came into its Rose Bowl clash with No. 5 USC among the nation's leaders in fewest penalties and turnovers, but mistakes proved costly as the Trojans captured a 38-24 win in the battle between national powers.

The Nittany Lions had season highs with nine penalties for 72 yards, 62 in the first half, negating a turnover and a 45-yard completion in USC territory early in the game. Penn State also had three turnovers after committing only 13 during the regular season. The miscues allowed USC to build a 31-7 halftime lead that proved to be insurmountable despite the Nittany Lions outscoring the Trojans in the second half.

More than 30,000 enthusiastic and loyal Nittany Lion fans brought the famed Penn State white out to the Rose Bowl. The Nittany Lions gained 410 yards, the most by a USC opponent that season. Penn State became just the third team this year to score more than 20 points against the nation's No. 1 scoring defense (7.8 ppg average), earning the second-highest number of points by a USC opponent.

Junior quarterback Daryll Clark broke Penn State bowl records at the time with 273 passing yards and 290 yards of total offense. Clark was 21-of-36, with two touchdowns and two interceptions, one of which came on the final play of the game, with Penn State at the USC 12-yard-line. Clark also ran for a 9-yard touchdown late in the first quarter to tie the game, 7-7.

Deon Butler made four catches for 97 yards and had another 45-yard first quarter catch nullified by a penalty. All-American Derrick Williams made four receptions for 34 yards, including a 2-yard touchdown catch early in the fourth quarter to pull the Lions within 31-14. Jordan Norwood made three catches for 32 yards, including a 9-yard touchdown catch in the fourth quarter.

The Nittany Lions held USC to just 61 net rushing yards, 145 yards below the Trojans' season average. Linebacker NaVorro Bowman recorded a Penn State bowl record five tackles for loss (minus-21) and recorded his fourth sack of the season among his eight tackles.



TEAM STATISTICS

	PSU	USC
First Downs	19	27
Rushing Yards	137	61
Passing Yards	273	413
Passing (C-A-Int)	21-37-2	28-35-0
Total Offense	410	474
Plays	66	70
Fumbles (#-Lost)	1-1	2-1
Penalties (#-Yards)	9-72	6-60
Possession Time	28:01	31:59
3rd Down Conv.	5-12	7-14
Red Zone	4-5	4-4
Touchdowns	3	3
Field Goals	1	1

GAME LEADERS

* Top performers from each school based on yardage.

PENN STATE

Rushing

Stephfon Green	10 for 57 yds
Evan Royster	6 for 34 yds

Passing

Daryll Clark	21-of-36 for 273 yds
	2 TD/2 INT

Receiving

Stephfon Green	5 for 67 yds
Deon Butler	4 for 97 yds

Tackles (U-A-Total)

Josh Hull	6-3-9
NaVorro Bowman	7-1-8

USC

Rushing

Stafon Johnson	15 for 64 yds
Mark Sanchez	7 for 25 yds

Passing

Mark Sanchez	28-of-35 for 413 yds
	4 TD/0 INT

Receiving

D. Williams	10 for 162 yds/ 1 TD
Anthony McCoy	5 for 48 yds

Tackles (U-A-Total)

Brian Cushing	6-1-7
Rey Mauluga	6-0-6

OTHER

Date	January 1, 2009
Location	Pasadena, Calif.
Stadium	Rose Bowl
Attendance	93,293
Time of Game	3:30
Penn State	11-2, 7-1 Big Ten
USC	12-1, 8-1 Pac-10

BOWL HISTORY

Below is a rundown of Penn State's complete bowl history, listing the date, bowl game and score, with opponent for all 47 of its previous postseason competitions.

Jan. 1, 1923 - Rose Bowl	USC 14, Penn State 3
Jan. 1, 1948 - Cotton Bowl	Penn State 13, SMU 13
Dec. 19, 1959 - Liberty Bowl	Penn State 7, Alabama 0
Dec. 17, 1960 - Liberty Bowl	Penn State 41, Oregon 12
Dec. 30, 1961 - Gator Bowl	Penn State 30, Georgia Tech 15
Dec. 29, 1962 - Gator Bowl	Florida 17, Penn State 7
Dec. 30, 1967 - Gator Bowl	Penn State 17, Florida State 17
Jan. 1, 1969 - Orange Bowl	Penn State 15, Kansas 14
Jan. 1, 1970 - Orange Bowl	Penn State 10, Missouri 3
Jan. 1, 1972 - Cotton Bowl	Penn State 30, Texas 6
Dec. 31, 1972 - Sugar Bowl	Oklahoma 14, Penn State 0
Jan. 1, 1974 - Orange Bowl	Penn State 16, LSU 9
Jan. 1, 1975 - Cotton Bowl	Penn State 41, Baylor 20
Dec. 31, 1975 - Sugar Bowl	Alabama 13, Penn State 6
Dec. 27, 1976 - Gator Bowl	Notre Dame 20, Penn State 9
Dec. 25, 1977 - Fiesta Bowl	Penn State 42, Arizona State 30
Jan. 1, 1979 - Sugar Bowl	Alabama 14, Penn State 7
Dec. 22, 1979 - Liberty Bowl	Penn State 9, Tulane 6
Dec. 26, 1980 - Fiesta Bowl	Penn State 31, Ohio State 19
Jan. 1, 1982 - Fiesta Bowl	Penn State 26, USC 10
Jan. 1, 1983 - Sugar Bowl	Penn State 27, Georgia 23
Dec. 26, 1983 - Aloha Bowl	Penn State 13, Washington 10
Jan. 1, 1986 - Orange Bowl	Oklahoma 25, Penn State 10
Jan. 2, 1987 - Fiesta Bowl	Penn State 14, Miami (Fla.) 10
Jan. 1, 1988 - Citrus Bowl	Clemson 35, Penn State 10
Dec. 29, 1989 - Holiday Bowl	Penn State 50, BYU 39
Dec. 28, 1990 - Blockbuster Bowl	Florida State 24, Penn State 17
Jan. 1, 1992 - Fiesta Bowl	Penn State 42, Tennessee 17
Jan. 1, 1993 - Blockbuster Bowl	Stanford 24, Penn State 3
Jan. 1, 1994 - Citrus Bowl	Penn State 31, Tennessee 13
Jan. 2, 1995 - Rose Bowl	Penn State 38, Oregon 20
Jan. 1, 1996 - Outback Bowl	Penn State 43, Auburn 14
Jan. 1, 1997 - Fiesta Bowl	Penn State 38, Texas 15
Jan. 1, 1998 - Citrus Bowl	Florida 21, Penn State 6
Jan. 1, 1999 - Outback Bowl	Penn State 26, Kentucky 14
Dec. 28, 1999 - Alamo Bowl	Penn State 24, Texas A&M 0
Jan. 1, 2003 - Capital One Citrus Bowl	Auburn 13, Penn State 9
Jan. 3, 2006 - Orange Bowl	Penn State 26, Florida State 23 (3 OT)
Jan. 1, 2007 - Outback Bowl	Penn State 20, Tennessee 10
Dec. 29, 2007 - Alamo Bowl	Penn State 24, Texas A&M 17
Jan. 1, 2009 - Rose Bowl	USC 38, Penn State 24
Jan. 1, 2010 - Capital One Citrus Bowl	Penn State 19, LSU 17
Jan. 1, 2011 - Outback Bowl	Florida 37, Penn State 24
Jan. 2, 2012 - TicketCity Bowl	Houston 30, Penn State 14
Dec. 27, 2014 - New Era Pinstripe Bowl	Penn State 31, Boston College 30
Jan. 2, 2016 - TaxSlayer Bowl	Georgia 24, Penn State 17
Jan. 2, 2017 - Rose Bowl	Penn State & USC

ROSE BOWL NOTES

NITTANY LIONS EARN 47TH BOWL BERTH

Penn State made its first postseason appearance in 1923 when it traveled across the country to face USC in the Rose Bowl Game to cap off the 1922 season. Since then, both schools have ranked among the national leaders in bowl appearances and bowl success.

- Penn State is making its 47th bowl appearance all-time, tied for No. 9 nationally with Ohio State. USC will be making its 51st bowl appearance, which ranks sixth nationally.
- The Nittany Lions' 28 bowl victories are tied for No. 4 nationally with Oklahoma, and lead all Big Ten Conference institutions. The Trojans have 33 wins to rank second all-time.
- Penn State's 63.0 winning percentage in bowl games (28-16-2 record) is No. 3 nationally among teams with at least 20 bowl appearances. USC (66.0) is the national leader.
- Penn State has won five of its last nine bowl games, with victories in the 2006 FedEx Orange Bowl (Florida State), 2007 Outback Bowl (Tennessee), 2007 Alamo Bowl (Texas A&M), 2010 Capital One Bowl (LSU) and 2014 Pinstripe Bowl (Boston College). The losses came in the 2009 Rose Bowl (USC), 2011 Outback Bowl (Florida), 2012 TicketCity Bowl (Houston) and 2016 TaxSlayer Bowl (Georgia).

ABOUT THE ROSE BOWL

Via *TournamentOfRoses.com*

- The first Tournament of Roses football game, which was the first postseason football game in the nation, was staged at Tournament Park on January 1, 1902. The game matched the West Coast's Stanford against midwestern Michigan. Michigan routed Stanford, 49-0, prompting the football contest to be replaced with Roman-style chariot races inspired by the literary classic Ben-Hur. Football was permanently reinstated as part of the Tournament's traditions in 1916.
- The exclusive agreement among the Tournament of Roses Association, the Big Ten Conference and the Pac-12 Conference was born in 1946, and the first game played under the agreement took place on January 1, 1947. The pact is the oldest intercollegiate postseason bowl agreement between two major conferences in the United States.
- The game has been important in the history of radio and television. The Rose Bowl was the first local radio broadcast of an East-West bowl game in 1926, the first transcontinental radio broadcast of a sporting event in 1927, the first local telecast of a college football game in 1948, the first national telecast of a college football game in 1952 and the first coast-to-coast color telecast of a college football game in 1962.

LIONS IN THE ROSE BOWL

- Penn State has a 1-2 record in three appearances in the Rose Bowl, participating in the ninth (1923), 81st (1995) and 95th (2009) editions of the game. Penn State fell to USC in 1923 and 2009, but defeated Oregon in 1995.
- The 1923 Rose Bowl between Penn State and USC was the first played in the current stadium in the Arroyo Seco location.
- The Nittany Lions brought proper closure to a landmark 1994 season by beating Oregon, 38-20, in the 1995 Rose Bowl. Having won their first Big Ten Championship in their second year of conference play. The Lions became the first Big Ten squad ever to earn a 12-0 record and the first Conference team to earn an unblemished record since Ohio State in 1968.
- It is the fifth California bowl game for Penn State. In addition to the three previous Rose Bowl appearances, Penn State won the 1989 Holiday Bowl in San Diego over BYU, 50-39. Penn State is 2-2 in California bowls. **See Bowl Destinations on Page 9.**

PENN STATE IN JANUARY BOWL GAMES

- Penn State will be playing the program's 30th January bowl game and owns an 18-11 record in the month.
- This is Penn State's fifth time playing on Jan. 2, and the third time in the last four bowl appearances.
- Penn State is 2-2 on Jan. 2, winning the 1987 Fiesta Bowl and 1995 Rose Bowl.

THE DAY AFTER NEW YEAR'S

- The Tournament of Roses has had a "Never on Sunday" tradition since 1893, the first year since the beginning of the Tournament, that New Year's Day fell on a Sunday. The Tournament wanted to avoid frightening horses that would be hitched outside churches and thus interfering with worship services so the events were moved to the next day, January 2. Though horses are no longer outside local churches, the tradition remains to this day. (*via TournamentOfRoses.com*)
- Penn State will be affected by the policy for the second time in four appearances. The Nittany Lions' 1995 triumph over Oregon was played on Monday, Jan. 2.
- The 2017 Rose Bowl will be the 14th Rose Bowl played on Monday, Jan. 2 and the 16th not played on New Year's Day (Thursday, Jan. 3, 2002 and Wednesday, Jan. 4, 2006 - both were BCS National Championship Games).

MONDAY BOWL GAMES

- Penn State will be playing in a Monday bowl for the 10th time in 47 bowl appearances.
- Penn State owns a 5-4 record in Monday bowl games, winning four of their last five.
- Penn State's lone Rose Bowl win came on a Monday (Jan. 2, 1995).

Date	Bowl	Result
Jan. 1, 1923	Rose	USC 14, Penn State 3
Dec. 19, 1959	Liberty	Penn State 7, Alabama 0
Dec. 27, 1976	Gator	Notre Dame 20, Penn State 9
Jan. 1, 1979	Sugar	Alabama 14, Penn State 7
Dec. 26, 1983	Aloha	Penn State 13, Washington 10
Jan. 2, 1995	Rose	Penn State 38, Oregon 20
Jan. 1, 1996	Outback	Penn State 43, Auburn 14
Jan. 1, 2007	Outback	Penn State 20, Tennessee 10
Jan. 2, 2012	TicketCity	Houston 30, Penn State 14
Jan. 2, 2017	Rose	TBD

REPEAT BOWL FOE

- USC will become Penn State's most common bowl opponent, as the 2017 Rose Bowl will mark the fourth bowl meeting between the storied programs.
- USC owns a 2-1 advantage in bowl games with Penn State, winning both Rose Bowls (1923, 2009), while Penn State won the 1982 Fiesta Bowl.
- USC is one of five opponents Penn State has played three or more times in bowl games. The Nittany Lions have faced Alabama, Florida, Florida State and Tennessee three times each. **See Bowl Opponents on Page 9.**

TOP PENN STATE BOWL PERFORMANCES IN THE ROSE BOWL

- RB Ki-Jana Carter set a Penn State bowl record with three rushing touchdowns in the 1995 Rose Bowl. He also rushed for 156 yards, which ranks third on the Penn State bowl ledger.
- Carter's 83-yard touchdown run in the game still stands as a Penn State bowl record, and Chafie Fields' 84-yard run in the 1997 Fiesta Bowl is the only longer run by a Nittany Lion in a bowl game.
- QB Daryll Clark set a Penn State bowl record with 273 passing yards in the 2009 Rose Bowl against USC. However, Christian Hackenberg shattered the record with 371 passing yards in the 2014 Pinstripe Bowl.
- Clark also completed 21 passes in the same game to tie Michael Robinson's record set in the 2006 Orange Bowl. Again however, Hackenberg shattered the record with 24 completions in the 2014 Pinstripe Bowl.
- QB Kerry Collins' 63.3 percent completion percentage in the 1995 Rose Bowl ranks third in Penn State bowl history.
- LB NaVorro Bowman's 5.0 tackles for loss in the 2009 Rose Bowl still stands as a Penn State bowl record.
- Todd Atkins and Phil Yeboah-Kodie had 2.0 sacks each in the 1995 Rose Bowl, which places both in a seven-way tie for the Penn State bowl record. **See Bowl Records on Pages 47-51.**



ROSE BOWL NOTES

PENN STATE B1G IN ROSE BOWL

- Penn State's Rose Bowl appearance will be its third since joining that Big Ten in 1993, which ranks the Nittany Lions third in the Big Ten Conference.
- Over the past 24 seasons, Wisconsin leads all Big Ten schools with six appearances, while Michigan ranks second with four.
- Penn State's third appearance frees it from a tie with Ohio State at two appearances. Northwestern, Purdue, Illinois, Michigan State and Iowa have all made one appearance each.

TOUGH ROSE BOWL OPPOSITION

- USC has appeared in a record 32 Rose Bowls and has won a record 24, which is not only a Rose Bowl record but the most wins by a school in a single bowl.
- USC has won 11 of its last 13 Rose Bowls, including its last three (2007-09). The 2009 victory was over Penn State.

PENN STATE VS. PAC-12

- Penn State is 24-13 all-time against the current alignment of the Pac-12 and 5-3 in bowl games.
- The Nittany Lions last played Pac-12 foes during the 2008 season, hosting Oregon State before facing USC in the 2009 Rose Bowl.

Pac-12 Opp	Record	1st Meeting	Last Meeting
Arizona	1-0	1999	1999
Arizona State	1-0	1977	1977
California	3-1	1961	1966
Colorado	1-1	1969	1970
Oregon	3-1	1960	1994
Oregon State	1-0	2008	2008
USC	4-5	1923	2008
Stanford	4-1	1973	1992
UCLA	2-4	1963	1968
Utah	-	-	-
Washington	2-0	1921	1983
Washington State	2-0	1947	1948

PENN STATE VS. THE GOLDEN STATE

- Penn State is 14-11 all-time against California schools.
- Penn State last played a California team in 2015, hosting San Diego State and earning a 37-21 victory.
- Penn State last played in California at the 2009 Rose Bowl, falling to USC.
- In addition to a 2-2 bowl record in California, Penn State is 3-5 when playing in California.

Opponent	Record	1st Meeting	Last Meeting
California	3-1	1961	1966
USC	4-5	1923	2008
San Diego State	1-0	2015	2015
Stanford	4-1	1973	1992
UCLA	2-4	1963	1968

STORIED PROGRAMS MEET ON GRIDIRON

- Penn State and USC both rank among the top-10 programs in winning percentage and total victories in NCAA history. They are two of eight programs to enjoy winning records in each of the past 12 seasons.
- Penn State ranks No. 8 in all-time victories (867) and No. 10 in winning percentage (.687).
- USC ranks at No. 10 with 820 victories and No. 8 with an all-time winning percentage of .700.
- The Nittany Lions and Trojans are also among the most ranked teams in NCAA history, according to the AP poll (since 1936).
- Penn State's 598 weeks ranked among the AP Top-25 rank ninth all-time, while USC's 747 weeks are sixth.
- Penn State is making its 47th bowl appearance, tied for No. 9 nationally. USC will be making its 51st bowl appearance, which ranks sixth.
- The Nittany Lions' 28 bowl victories are tied for No. 4 nationally. The Trojans have 33 wins to rank second.
- Penn State's 63.0 winning percentage in bowl games (28-16-2 record) is No. 3 nationally among teams with at least 20 postseason appearances. USC (66.0) is the national leader (33-17).

TOP-RANKED SERIES

- With the exception of their inaugural 1923 matchup, the Penn State and USC series has featured at least one team in the AP Top 25.
- The 2017 Rose Bowl will mark the fifth consecutive game in which both teams are ranked in the AP Top 25. It will also mark the second consecutive meeting in which both teams were ranked in the AP Top 10.
- The higher-ranked team was won all but two meetings, as unranked USC upset No. 5 PSU in 1991 and No. 11 Penn State upset No. 7 USC in 1996.

AP Rankings Year-by-Year

Year	PSU	USC	Winner
1982	7	8	PSU
1990	-	6	USC
1991	5	-	USC
1993	15	-	PSU
1994	9	14	PSU
1996	11	7	PSU
2000	22	15	USC
2009	8	5	USC
2017	5	9	

NITTANY LION FROM CALIFORNIA

- LB **Koa Farmer** - Lake View Terrace/Notre Dame H.S.

PENN STATE-USC CONNECTIONS

- PSU sophomore LB **Koa Farmer** and USC junior DB Kevin Carrasco both attended Notre Dame High School in California.
- Junior DB **Christian Campbell** and USC Running Backs coach Tommie Robinson are cousins.
- PSU alum LaVar Arrington is the legal guardian of USC freshman defensive end Oluwole Betiku Jr.
- PSU Associate Head Coach/Defensive Coordinator/Linebackers Coach **Brent Pry** and USC Head Coach Clay Helton both coached at Memphis from 2007 to 2009. Pry was the defensive line coach and Helton was the offensive coordinator and quarterbacks coach.
- PSU Co-Defensive Coordinator/Safeties Coach **Tim Banks** and Helton both coached at Memphis during the 2001 and 2002 seasons. Helton was the running backs coach and Banks was the outside linebackers' coach in 2001 and the defensive backs coach in 2002.
- Assistant Athletics Director, Performance Enhancement **Dwight Galt** and Special Teams Coordinator/Tight Ends Coach John Baxter both coached at Maryland during the 1992 and 1993 seasons. Baxter was the running backs and special teams coach and Galt was the assistant strength & conditioning coach in 1992 and the director of strength and conditioning in 1993.

RANKED IN THE POLLS

- Penn State is ranked No. 5 all three polls (CFP, AP, Amway Coaches).
 - Penn State is ranked in both the AP and Coaches polls for a sixth consecutive week for the first time since the 2011 season (six-straight weeks in both polls).
 - Penn State's No. 5 ranking in the AP poll is its highest since being ranked No. 5 in weeks three and four in 2009. Its No. 5 ranking in the Coaches poll is its highest since being ranked No. 4 in week four in 2009.
 - Following a win over No. 2 Ohio State, the Nittany Lions entered the Associated Press Top 25 in the 24th slot. It marked the first time that Penn State had been ranked since week 15 of the 2011 season.
- See Historic Win on Page 21.**

HIGHEST CFP RANKING

- The Nittany Lions are the second of four Big Ten teams ranked in the Top 10 of the College Football Playoff rankings (No. 3 Ohio State, No. 5 Penn State, No. 6 Michigan, No. 8 Wisconsin).
- Penn State had moved up in the rankings in each prior week after debuting at No. 12 in the CFP committee's inaugural 2016 rankings (Nov. 1). PSU was ranked 10th the following week (Nov. 8) and eighth Nov. 15 before ranking seventh in the two following weeks.
- This was the first season since the CFP's inception in 2014 in which Penn State was ranked by the committee.

BOWL OPPONENTS

USC will become Penn State's most common bowl opponent, as the 2017 Rose Bowl marks the fourth meeting between the storied programs. USC owns a 2-1 advantage in bowl games with Penn State, winning both Rose Bowls (1923, 2009), while Penn State won the 1982 Fiesta Bowl.

USC		3
Alabama		3
Florida		3
Florida State		3
Tennessee		3
Auburn		2
Georgia		2
LSU		2
Oklahoma		2
Oregon		2
Texas		2
Texas A&M		2
Arizona State		1
Baylor		1
Boston College		1
BYU		1
Clemson		1
Georgia Tech		1
Houston		1
Kansas		1
Kentucky		1
Miami (Fla.)		1
Missouri		1
Notre Dame		1
Ohio State		1
SMU		1
Stanford		1
Tulane		1
Washington		1
TOTAL		46

BOWL DESTINATIONS

The Rose Bowl ranks as one of Penn State's frequent bowl destinations. The Nittany Lions are making their fourth appearance in the bowl (1923, 1995, 2009, 2017).

#	Bowl	Last
6	Fiesta	Jan. 1, 1997 vs. Texas
5	Citrus/Capital One	Jan. 1, 2010 vs. LSU
	Orange	Jan. 3, 2006 vs. Florida State
	TaxSlayer/Gator	Jan. 2, 2016 vs. Georgia
4	Outback	Jan. 1, 2011 vs. Florida
	Sugar	Jan. 1, 1983 vs. Georgia
3	Rose	Jan. 1, 2009 vs. USC
	Cotton	Jan. 1, 1975 vs. Baylor
	Liberty	Dec. 22, 1979 vs. Tulane
2	Alamo	Dec. 29, 2007 vs. Texas A&M
	Blockbuster	Jan. 1, 1993 vs. Stanford
1	Aloha	Dec. 26, 1983 vs. Washington
	Holiday	Dec. 29, 1989 vs. BYU
	PinStripe	Dec. 27, 2014 vs. Boston College
	TicketCity	Jan. 1, 2012 vs. Houston

The state of California is Penn State's fourth-most frequent bowl destination, as the Nittany Lions will be making their fifth appearance. The previous four bowl trips to The Golden State consisted of three Rose Bowls (1923, 1995, 2009) and the 1989 Holiday Bowl. Penn State holds a 2-2 bowl record in California, winning the Holiday Bowl over BYU and the 1995 Rose Bowl over Oregon.

#	State	Last
21	Florida	TaxSlayer - Jan. 2, 2016
6	Arizona	Fiesta - Jan. 1, 1997
	Texas	TicketCity - Jan. 2, 2012
4	California	Rose - Jan. 1, 2009
	Louisiana	Sugar - Jan. 1, 1983
2	Pennsylvania	Liberty - Dec. 17, 1960
1	Hawaii	Aloha - Dec. 26, 1983
	New York	PinStripe - Dec. 27, 2014
	Tennessee	Liberty - Dec. 22, 1979

RECORD BREAKDOWN

Overall Record	11-2
Day Games	7-2
Night Games (6 p.m. or later)	4-0
TV Games	0-0
ABC	3-1
BTN	6-0
ESPN	1-1
FOX	1-0
Scoring First	6-0
Opponent Scoring First	5-2
Leading at the Half	5-0
Trailing at the Half	4-2
Tied at the Half	2-0
Leading after Third Qtr.	8-0
Trailing after Third Qtr.	3-2
Tied after Third Qtr.	0-0
Overtime Games	1-0
Scoring less than 20 pts.	0-1
Scoring 20-29 points	2-0
Scoring 30-39 points	5-1
Scoring 40+ Points	4-0
Allowing 10 points or less	1-0
Allowing 11-20 points	4-0
Allowing 21-30 points	4-0
Allowing 31+ points	2-2
Rushing for less than 100 yds.	3-1
Rushing for 100-199 yds	4-1
Rushing for 200-299 yds	1-0
Rushing for 300+ yds	3-0
Passing for less than 200 yds.	1-1
Passing for 200-299 yds.	6-0
Passing for 300-399 yds.	4-1
Passing for 400+ yds	0-0
Totalling less than 300 yds total offense.	1-1
300-399 yds of total offense	1-0
400-499 yds of total offense	5-1
500+ yds of total offense	4-0
Allowing less than 100 yds rushing	4-0
Allowing more than 100 yds rushing	7-2
Allowing less than 300 yds total offense	4-0
Allowing 300+ yds total offense	7-2
Having a 100-yd rusher	4-0
Having two 100-yd rushers	0-0
Not having a 100-yd rusher	7-2
Opp. having a 100-yd rusher	3-2
No turnovers	4-0
1-3 turnovers	6-1
3+ turnovers	1-1
No takeaways	3-1
1 or 2 takeaways	5-1
3 or more takeaways	3-0
More than 30:00 of possession	4-0
Less than 30:00 of possession	7-2

PENN STATE'S WINS VS. LOSSES (AVG.)

	Wins	Losses
Points Scored	38.9	24.5
First Downs	17.7	16.0
Total Offense	454.0	298.5
Rushing Yards	186.5	72.0
Passing Yards	267.5	226.5
Time of Possession	28:27	24:21
3rd Down Conv. Pct.	34%	18%
Points Allowed	19.4	45.5
Total Offense Allowed	329.9	473.5
Rushing Yds Allowed	120.8	333.5
Passing Yds Allowed	209.1	140.0

BIG CHAMPIONS

BIG TEN CHAMPIONS

- Penn State defeated Wisconsin, 38-31, in the Big Ten Championship game Dec. 3 in Lucas Oil Stadium to win its first Big Ten Championship since 2008 and fourth overall (1994, 2005).
- It was Penn State's first appearance in the Big Ten Championship game since the game's inception in 2011.
- Finishing at 8-1 in Big Ten play during the regular season, Penn State clinched a share of the Big Ten East Division title with Ohio State. It is the first divisional title for the Nittany Lions since sharing the Leaders Division crown with Wisconsin in 2011.

100 BIG TEN CHAMPIONSHIPS

- The Big Ten Football Championship is the 100th Big Ten regular season or tournament title in Penn State Athletics history.
- Penn State, Michigan and Ohio State are the only conference institutions that have won at least 100 Big Ten titles since 1992-93.
- Penn State's initial Big Ten title was delivered by the women's volleyball squad, winning the first of its 16 Big Ten crowns during the 1992-93 academic year, one year before some Penn State sports began competing in the conference.
- Full integration of all Penn State sports sponsored by the Big Ten did not occur until 1993-94 (football) and women's soccer began competing as a varsity sport in 1994-95.

BONUS FOOTBALL

- Penn State is playing two postseason games for the first time in program history (Big Ten Championship Game, Rose Bowl).
- Penn State will play 14 games in a season for the first time in program history.

WINNING WAYS

- Penn State is one of eight FBS teams to have posted winning records each of the last 12 years (Wisconsin, Virginia Tech, Boise State, Oklahoma, USC, Florida State, LSU).
- Penn State's nine-game winning streak is its longest overall since clicking off nine consecutive victories in 2008. Penn State has not won 10-straight games in a single-season since going 12-0 in 1994.
- The nine-game winning streak is the third-longest in FBS, behind Alabama (25) and Western Michigan (15).
- At 11-2, Penn State owns its best 13-game record since posting the same mark in back-to-back seasons in 2008-09.
- The 2009 season also marked the last time Penn State earned double-digit wins in a single season.
- The Nittany Lions posted their 16th 11-win season overall.
- It marks the sixth time in the Big Ten era that Penn State has reached at least 11 wins:

11-Plus Win Seasons (Big Ten era)	
1994	12-0
1996	11-2
2005	11-1
2008	11-2
2009	11-2
2016	11-2

WINNING BIG

- Penn State earned eight Big Ten wins for just the second time in program history with the other being the 8-0 conference mark in 1994.
- The Nittany Lions won eight consecutive Big Ten games for the first time since 1994 when Penn State went 8-0 in league play, which is also the only other time that the Nittany Lions had eight-straight conference victories.
- The Nittany Lions finished Big Ten play at 8-1 for the first time ever, as Penn State had never played nine Big Ten games in a season before.
- Penn State's 8-1 Big Ten record represents its third one-loss Big Ten season (2005 & 2008, 7-1) and second eight-win season (1994, 8-0)

SUCCESS UNDER FRANKLIN

- Penn State has improved its regular season win total each season under head coach **James Franklin**. The Nittany Lions went 6-6 in 2014, 7-5 in 2015 and 10-2 in 2016.
- For Franklin, the 11 total wins are the most in a single season during his six years as a head coach.
- Franklin has guided his team to a bowl appearance in each of his six seasons as a head coach (3 at Vanderbilt; 3 at Penn State). He is one of 12 active FBS coaches to do so and one of eight coaches to do so while at FBS programs.

OFFENSE SHINES IN BIG CHAMPIONSHIP

- The 38 points scored by the Nittany Lions were the most given up by the Badgers in regulation this season (23, Ohio State).
- The 38 points were the most points scored by a Wisconsin opponent since a 59-0 loss to Ohio State in 2014.
- The 38 points are the fifth-most points scored in a Big Ten Championship game.
- QB **Trace McSorley**'s touchdown pass to TE **Mike Gesicki** was the first touchdown given up by Wisconsin in the first quarter in 2016.
- Wisconsin had only allowed five field goals in the first quarter all season.
- Wisconsin had not given up a first quarter touchdown since the last regular season game in 2015 (Minnesota).

COMEBACKS

- Penn State has had arguably one of its most exciting seasons ever, posting a program-high four double-digit comebacks this season.
- The Nittany Lions' most recently rallied from 21 points down with 5:31 remaining in the second quarter in the Big Ten Championship game. The Lions scored a touchdown before halftime to trail by 14 points at the break, and then outscored Wisconsin 24-3 in the second half.
- It was the biggest comeback win for Penn State since rallying from a 21-0 deficit in the second quarter for a 35-21 win over Northwestern on Nov. 6, 2010.
- The Nittany Lions trailed by 10 points (24-14) in the third quarter at Indiana, but rallied to outscore the Hoosiers 31-7 over the final 16:09 for their third double-digit comeback of the season.
- Against Ohio State, Penn State trailed by 14 points entering the fourth quarter, but scored 17 to win.
- PSU won when trailing going into the fourth quarter by 14 points for the first time since at least 1967. The Nittany Lions trailed Michigan State by 13 points (37-24) in 1993 entering the fourth quarter. Penn State won the game, 38-37.
- The comeback trend started against Minnesota. Penn State trailed by 10 at halftime (13-3) but rallied to win 29-26 overtime.
- Penn State is 3-2 this season when trailing after the third quarter.

NITTANY LIONS SWEEP TROPHY GAMES

- Penn State won both of its trophy games this season, claiming the Governor's Victory Bell from Minnesota and the Land Grant Trophy from Michigan State.
- It marks the first time since 2009 that Penn State has won both trophies in the same season, as the Nittany Lions had not defeated Michigan State since 2009 and Minnesota since 2010.
- Both trophies were instituted in 1993 when Penn State joined the Big Ten conference.
- Penn State holds a 14-7 record in Land Grant Trophy games and a 9-5 record in Victory Bell games.



POINTS ON THE BOARD

ENOUGH POINTS FOR A ROSE BOWL TRIP

- Penn State enters the Rose Bowl averaging 36.7 points per game, which is its highest scoring rate since averaging 38.9 points per game for the 2008 season that also concluded in Pasadena.
- Penn State had not averaged over 30 points per game since the 2008 season.
- Penn State is scoring on average 13.5 points per game more than it did last season (23.2 ppg).
- Penn State's scoring offense ranks 25th in FBS and third in the Big Ten.

See National Nits on Page 12.

SECOND HALF SUCCESS

- The Nittany Lion offense ranks second in FBS in second half scoring (22.92) and in fourth quarter scoring (12.77).
- Penn State is second in FBS in second half scoring differential (+14.85) and first in fourth quarter scoring differential (+8.54).

Courtesy of SportSource Analytics

- Penn State has outscored its opponents 298-105 in the second half this season.
- Over the last eight games, Penn State has outscored opponents 121-14 in the fourth quarter.
- Just 108 of the 304 points allowed by Penn State have been after halftime.
- Seven of Penn State's 11 wins this season were either one possession games at halftime (six occasions) or Penn State was down by two scores (Big Ten Championship game). In total Penn State was trailing at halftime on four occasions.
- Penn State is 3-2 this season when trailing after the third quarter.
- Most recently, Penn State trailed 28-14 at halftime of the Big Ten Championship game against Wisconsin, but outscored the Badgers 24-3 in the second half to win, 38-31.
- In the regular season finale against Michigan State, Penn State trailed 12-10 at the half, but shutout the Spartans 35-0 in the second half to win, 45-12.
- At Rutgers, Penn State held a 9-0 lead at halftime and added 30 points in the second half for a 39-0 victory.
- The PSU defense allowed multiple scores in the third quarter for the first time all season at Indiana (TD, FG), however Penn State rallied from 10 points down late in the third and outscored the Hoosiers, 31-7, over the remainder of the game for a 45-31 win.
- Penn State has shut out four teams in the second half: Kent State, Maryland, Rutgers (entire game) and Michigan State.
- Penn State has not allowed a touchdown in the second half in its last three games.
- Only two teams have outscored Penn State in the second half this season: Temple and Michigan. Those games were the third and fourth of the season.
- Penn State ranks second in second half scoring defense, allowing just 8.08 points per game, and is 10th in fourth quarter scoring defense, allowing 4.23 points per game.

Courtesy of SportSource Analytics

HIGH SCORING

- K Tyler Davis and RB Saquon Barkley have scored more than 100 points this season (Davis 121; Barkley 114). It is the first time in school history that there have been two 100-point scorers in the same season.
- During their nine-game winning streak, the Nittany Lions have scored 361 points, an average of 40.1 points per game.
- The Nittany Lions have scored 40 or more points in four games this year, the most in a season since the 2008 squad did it seven times.
- Prior to scoring 39 points at Rutgers (Penn State had a botched snap on an extra point try), Penn State had posted 40 points or more in three consecutive outings (Purdue, Iowa, Indiana) for the first time since 2008 (Oregon State, Temple, Syracuse).
- It was the first time in program history, the Nittany Lions had scored 40 or more points in three-straight Big Ten Conference games.
- Penn State has scored 30 or more points in 10 games this year, the most in a season since the 1994 squad did it 12 times.
- The Nittany Lions have scored 270 points in their last six games, marking the highest six-game total since 1994 (237 - 63 vs. Ohio State, 35 vs. Indiana, 35 at Illinois, 45 vs. Northwestern, 59 vs. Michigan State, 38 vs. Oregon in the Rose Bowl).
- Penn State's five 20-plus point wins are the most since the 2012 team had five.
- The 24 points scored in the fourth quarter at Indiana and the third quarter at Purdue were the most by a Penn State team since scoring 28 in the second quarter against UMass in 2014.
- Penn State's 62 points scored at Purdue were the most for the Nittany Lions in a Big Ten game since scoring 63 against Illinois 2005. It is the third-highest point total in a Big Ten game in program history.
- The 62 points scored against the Boilers are the most by a Penn State team in any game since topping Coastal Carolina, 66-10, in the season opener in 2008.
- Penn State's 62 points set a record for an opponent at Purdue's Ross-Ade Stadium, surpassing the 56 Ohio State scored in 2013. It also tied the most points any Purdue team has allowed anywhere, matching Wisconsin's output from 2011.
- The Nittany Lions' 45 points scored in the second half are the most by a Penn State team in a half since scoring 56 in the first frame against Illinois in 2005.
- Penn State had 28 points off of turnovers against Purdue. Entering the day, the Nittany Lions had 20 points off of turnovers for the season. It was the most points scored off turnovers for Penn State since scoring 34 points off of five Temple turnovers in 2014.
- The 39 points scored by Penn State against Pitt were the most in a loss in program history. The previous mark was 35 against Iowa in a 2002 overtime game.

WINNINGEST PROGRAMS

In its 130th season of varsity football, Penn State has posted 867 victories to rank No. 8 in the nation. The Lions' success is not solely due to longevity though, as Penn State also ranks in the Top 10 in all-time winning percentage.

As of Dec. 11, 2016.

TOTAL VICTORIES

1. Michigan (137)	Big Ten	935
2. Notre Dame (128)	Independent	903
3. Texas (128)	Big 12	891
4. Nebraska (127)	Big Ten	889
5. Ohio State (127)	Big Ten	886
6. Alabama (122)	SEC	877
7. Oklahoma (122)	Big 12	871
8. PENN STATE (130)	Big Ten	867
9. Tennessee (120)	SEC	828
10. USC (123)	Pac-12	820

WINNING PERCENTAGE (YEARS - MIN 25 IN D1)

1. Michigan (137)	Big Ten	.731
2. Notre Dame (128)	Independent	.730
3. Boise State (49)	Mountain West	.725
4. Ohio State (127)	Big Ten	.724
5. Alabama (122)	SEC	.7211
6. Oklahoma (122)	Big 12	.7209
7. Texas (124)	Big 12	.707
8. USC (123)	Pac-12	.7000
9. Nebraska (127)	Big Ten	.6992
10. PENN STATE (130)	Big Ten	.687
11. Florida State (70)	ACC	.681
12. Tennessee (120)	SEC	.680
13. LSU (123)	SEC	.650
14. Georgia (123)	SEC	.649
15. Georgia Southern (53)	Sun Belt	.645

THE ALL-TIME AP COLLEGE FOOTBALL POLL

The Associated Press released its "All-Time AP Poll" this summer. Its formula counted poll appearances (1 point), No. 1 rankings (2 points) and AP championships (10 points). The first poll was in 1936. Entering 2016, Penn State had been ranked 589 times (53.4% of all polls), have been voted No. 1 19 times and won two AP National Championships.

1. Ohio State	Big Ten	1,112
2. Oklahoma	Big 12	1,055
3. Notre Dame	Independent	1,042
4. Alabama	SEC	993
5. USC	Pac-12	974
6. Nebraska	Big Ten	901
7. Michigan	Big Ten	894
8. Texas	Big 12	822
9. Florida State	ACC	714
10. Florida	SEC	674
11. LSU	SEC	655
12. PENN STATE	Big Ten	647
13. Miami	ACC	642
14. Tennessee	SEC	624
15. Georgia	SEC	572
16. Auburn	SEC	570
17. UCLA	Pac-12	535
18. Texas A&M	SEC	477
19. Michigan State	Big Ten	443
20. Washington	Pac-12	430
21. Arkansas	SEC	412
22. Clemson	ACC	411
23. Pittsburgh	ACC	356
24. Wisconsin	Big Ten	336
25. Iowa	Big Ten	329

AT THE START

Opponent	Coin Toss	Choice	PSU 1st Drive	Opponent 1st Drive	Game Captains
KENT STATE	KSU won	Defer - PSU received	3-and-out	3-and-out	Brandon Bell, Brian Gaia, Von Walker
at Pittsburgh	PSU won	Receive	Punt	Touchdown	Brandon Bell, Brian Gaia, Von Walker
TEMPLE	TEM won	Defer - PSU received	Punt	3-and-out	Brian Gaia, Von Walker
at Michigan	U-M won	Defer - PSU received	3-and-out	Touchdown	Brian Gaia, Von Walker
MINNESOTA	MINN won	Receive	Punt	Punt	Brian Gaia, Nick Scott, Von Walker
MARYLAND	UMD won	Defer - PSU received	Touchdown	Punt	Marcus Allen, Brian Gaia, Von Walker
OHIO STATE	PSU won	Receive	Blocked FG	Punt	Brandon Bell, Brian Gaia, Von Walker
at Purdue	PSU won	Receive	Touchdown	Touchdown	Jason Cabinda, Brandon Bell, Brian Gaia, Von Walker
IOWA	Iowa won	Defer - PSU received	Touchdown	Turnover on Downs	Brandon Bell, Brian Gaia, Von Walker
at Indiana	Indiana won	Defer - PSU received	Touchdown	Punt	Brandon Bell, Brian Gaia, Von Walker
at Rutgers	Rutgers won	Defer - PSU received	Punt (fumbled opening kickoff)	Missed FG	Brandon Bell, Brian Gaia, Von Walker
MICHIGAN STATE	PSU won	Received	3-and-out	FG	Brandon Bell, Brian Gaia, Malik Golden
vs. Wisconsin	UW won	Defer - PSU Received	3-and-out	Touchdown	Brandon Bell, Brian Gaia, Von Walker



@PennStateFBall



PSUFBall

2016

PSUnvaled.com

GoPSUsports.com

NATIONAL NITS

Below is a list of Penn State players that rank among the top-100 individuals and top-50 teams in the most recent season statistical rankings. *Rankings listed NCAA/Big Ten Statistics current as of Dec. 11, 2016*

- S Marcus Allen
 - Fumbles Recovered - 2 (27/3)
 - Total Tackles - 7.8 (99/17)
- RB Saquon Barkley
 - All-Purpose - 128.2 (37/2)
 - Points Responsible For - 114 (80/8)
 - Rush Yards Per Carry - 5.27 (78/5)
 - Rushing Touchdowns - 16 (9/1)
 - Rushing Yards - 1,302 (22/2)
 - Rushing Yards Per Game - 100.2 (33/3)
 - Scoring - 8.8 (29/3)
 - Total Points Scored - 114 (17/2)
 - Total Touchdowns - 19 (9/1)
- DE Torrence Brown
 - Forced Fumbles - 3 (-/2)
 - Fumbles Recovered - 2 (27/3)
- K Tyler Davis
 - Field Goal Percentage - .917 (8/1)
 - Field Goals Per Game - 1.7 (9/2)
 - Points Responsible For - 121 (73/7)
 - Points Responsible For Per Game - 9.3 (96/10)
 - Scoring - 9.3 (21/2)
 - Total Points Scored - 121 (11/1)
- P Blake Gillikin
 - Punting - 42.1 (44/3)
- DT Kevin Givens
 - Fumbles Recovered - 2 (27/3)
- WR Chris Godwin
 - Receiving TDs - 9 (32/3)
 - Receiving Yards - 795 (75/6)
 - Receiving Yards Per Game - 61.2 (98/10)
 - Yards Per Reception - 15.9 (88/5)
- QB Trace McSorley
 - Completion Percentage - .575 (83/9)
 - Completions Per Game - 15.9 (73/6)
 - Passing Efficiency - 156.6 (14/1)
 - Passing TDs - 25 (25/1)
 - Passing Yards - 3,360 (14/1)
 - Passing Yards Per Game - 258.5 (32/3)
 - Passing Yards Per Completion - 16.31 (1/1)
 - Points Responsible For - 188 (24/2)
 - Points Responsible For Per Game - 14.5 (36/3)
 - Total Offense - 285.5 (25/1)
 - Yards Per Pass Attempt - 9.39 (6/1)
- CB John Reid
 - Punt Returns - 7.5 (37/3)
- RB Miles Sanders
 - Combined Kick Returns - 634 (30/3)
 - Kickoff Returns - 21.1 (80/7)
- WR Deandre Thompkins
 - Yards Per Reception - 17.2 (42/4)
- TEAM
 - 4th Down Conversion Pct - .500 (60/5)
 - Fewest Penalties - 63 (29/5)
 - Fewest Penalties Per Game - 4.85 (20/4)
 - Fewest Penalty Yards - 557 (33/7)
 - Fewest Penalty Yards Per Game - 42.85 (20/4)
 - Passes Had Intercepted - 5 (5/1)
 - Passing Yards per Completion - 16.33 (5/1)
 - Scoring Offense - 36.7 (25/3)
 - Team Passing Efficiency - 156.3 (13/1)
 - Turnover Margin - 0.23 (60/8)
 - Turnovers Lost - 17 (46/9)
 - Winning Percentage - .846 (6/2)
 - 3rd Down Conversion Pct Defense - .373 (40/8)
 - 4th Down Conversion Pct Defense - .381 (25/5)
 - Blocked Kicks - 3 (21/3)
 - Blocked Punts - 2 (8/3)
 - Defensive TDs - 3 (17/2)
 - First Downs Defense - 241 (46/9)
 - Fumbles Recovered - 11 (19/2)
 - Kickoff Return Defense - 18.8 (31/4)
 - Passing Yards Allowed - 198.5 (26/5)
 - Rushing Defense - 153.5 (48/9)
 - Scoring Defense - 23.4 (35/8)
 - Team Passing Efficiency Defense - 119.77 (30/7)
 - Team Sacks - 3.00 (15/2)
 - Team Tackles for Loss - 8.6 (3/2)
 - Total Defense - 352.0 (22/5)
 - Turnovers Gained - 20 (50/5)

PROLIFIC OFFENSE

OFFENSE COVERING GROUND

- Penn State's offense is averaging 430.1 yards per game, which is its most since the 2013 season (433.2). The figure ranks 56th in FBS and fourth in the Big Ten.
- The Nittany Lions have 10 games with 400 or more yards of total offense, the most since the 2008 team had 10 games with 400-plus yards.
- Penn State is averaging 494.3 yards per game in total offense over its last six games. The Nittany Lions have surpassed 400 yards in all six of those games and 500 yards in three.
- Penn State has had four games with 500 or more yards of total offense, the most in a season since the 2009 team had four games with 500-plus yards. Penn State most recently totaled 549 yards at Rutgers.
- PSU did not have a single three-and-out against Iowa, a feat not accomplished since 2013 against Purdue.
- Penn State had 599 yards of total offense against Iowa, the most since recording 661 yards at Rutgers in 1995. The 599 is also the highest total offense output by Penn State vs. a Big Ten team since posting 653 yards against Michigan State in 1994.
- The Nittany Lions' 599 yards of total offense against Iowa are the third-most by a Penn State team in a Big Ten game.
- The Nittany Lions had more than 500 yards of total offense in back-to-back games (Iowa & Rutgers) for the first time since surpassing 500 yards against Illinois and Eastern Illinois in 2009.
- Penn State's 359 yards rushing against Iowa were the most since rushing for 372 earlier this season against Maryland and the most allowed by the Hawkeyes since 2000.
- Penn State had 511 yards of total offense at Purdue.
- Penn State's first 500-plus yard game of the season was a 524-yard effort against Maryland, which was the most since posting 574 against Eastern Michigan in 2013 and the most in a Big Ten game since having 546 yards against Indiana in 2012. It was the first game with 500 or more yards since the 2014 season opener vs. UCF (511).

3,000 AND 1,000

- Penn State is one of 18 FBS teams to boast a 3,000-yard passer (**Trace McSorley**) and a 1,000-yard rusher (**Saquon Barkley**) this season. Furthermore, Penn State is one of 12 teams in the Autonomy Five and one of two in the Big Ten (Indiana) to accomplish the feat this year.
- McSorley owns the Penn State season passing yards record at 3,360. Only two other Penn State quarterbacks have eclipsed 3,000 yards passing in a single season: Matt McGloin (3,266 yds; 2012) and Daryll Clark (3,003 yds; 2009).
- Penn State's other two seasons with a 3,000-yard passer also featured a 1,000-yard rusher. Zach Zwinak rushed for 1,000 yards in 2012 and Evan Royster totaled 1,169 yards in 2009.
- Barkley enters the Rose Bowl with 1,302 yards rushing, which ranks 10th in program history.
See Record Watch on Page 32-33.

WHO NEEDS THIRD DOWN?

- Penn State has earned 107 first downs on second down, which ranks ninth-best in FBS at 41.15 percent.
- Of the 260 first downs PSU has gained this year, just 52 have come on third down plays, which is the second-lowest percentage (20.0 percent) of any team in FBS.
- Additionally, just 18.85 percent of Penn State's plays this year have been third down plays, which is the 19th-lowest percent in FBS.
Courtesy SportSource Analytics
- The Lions have converted 50.0 percent of their fourth downs to rank 60th in FBS and fifth in the Big Ten.
- The Nittany Lions converted a season-high 10-of-19 third down attempts at Rutgers.
- Penn State went 0-for-4 on third down in the second half against Purdue, but still outscored the Boilermakers, 45-7.

OFFENSIVE LINE SHUFFLE

- Penn State has used five different starting offensive line combinations in the last five weeks primarily due to injuries.
- Penn State returned 91 career starts along the o-line to enter the season, ranking the unit as the 17th-most experienced in FBS, and the second-most experienced in the Big Ten (Michigan, 115).
- C **Brian Gaia** leads the unit and the team for most career starts on the Nittany Lions at 38.
- However, Gaia is the only starting lineman to start and play at the same position for the entire season. Penn State has lost two OTs for the season, and **Brendan Mahon** has missed the last five games.
- Junior starter **Andrew Nelson** suffered a season-ending injury against Maryland.
- Senior **Paris Palmer**, who was starting in place of Nelson, suffered a season-ending injury at Indiana.
- Additionally, sophomore **Chance Sorrell** announced the end to his playing days due to recurring injuries.
- Redshirt freshman **Ryan Bates** has moved from guard to left tackle and sophomore **Chasz Wright** is now starting at right tackle.
- Redshirt freshman **Steven Gonzalez** has made two starts at left guard in the last three games.
See Starts Chart on Page 25.

TAKING CARE OF THE FOOTBALL

- Penn State has not had an offensive turnover in six of its last nine games.
- Penn State has had four turnover free games this season: Minnesota, Purdue, Iowa and Michigan State. It is the first time the Nittany Lions have had four games without a turnover in the same season since 2012 (5 games).

HIGH COMBINED SCORING

- The 86 combined points in the Purdue game (62-24) were the second-most for a Penn State Big Ten game. The record is 90 set in a 59-31 win over Michigan State in 1994.
- It is the most combined points for Penn State in a Big Ten road game and the most in a true road game overall since losing at Lehigh, 106-0, in 1889.
- The 86 combined points were the most in a Penn State game since combining for 94 (W, 70-24) with Akron in 1999.
- It marks the second time this season that Penn State has combined for more than 80 points in a game. Penn State and Pitt combined for 81 points (39-42) in September, the most in series history.

PURDUE NOTABLES

- At Purdue, Penn State had five different players (**Saquon Barkley**, **Chris Godwin**, **Andre Robinson**, **Miles Sanders**, **Mark Allen**) score a touchdown in the same game for the first time since the Illinois game last season (Godwin, Geno Lewis, Christian Hackenberg, Barkley, Allen).
- Also at Purdue, the Nittany Lions had six drives of less than 2:00 for the first time since 2002 in a 61-7 win over Michigan State at Beaver Stadium. Penn State had six drives of less than 2:00 against the Spartans.



SAQUON BARKLEY

GROUND LEADER

- Running back **Saquon Barkley** is a *Sporting News* and Associated Press All-American, co-winner of the *Chicago Tribune* Silver Football, the Big Ten's Graham-George Big Ten Offensive Player of the Year and Ameche-Dayne Big Ten Running Back of the Year and a first-team All-Big Ten selection.
- See Starts Chart on Page 25.**
- Barkley ranks second in the Big Ten with 1,302 rushing yards, trailing leader Corey Clement of Wisconsin by just two yards, and third with an average of 100.2 per game. The figures rank 22nd and 33rd in FBS, respectively.
- Barkley ranks second in the Big Ten with 128.5 all-purpose yards per game, which ranks 37th in FBS.
- See National Nits on Page 12.**

POINTS ON THE BOARD

- With one rushing touchdown against Wisconsin, Barkley now has 16, which are the most by a Penn State player since Larry Johnson had 20 in 2002.
- His 16 rushing touchdowns this season lead the Big Ten and rank ninth in the country.
- Barkley has 19 overall touchdowns this season (16 rushing, 3 receiving), which are the most for a Penn State player since Johnson had 23 in 2002. That figure leads the Big Ten and ranks ninth in FBS.
- Averaging more than a touchdown per game, Barkley ranks 29th in FBS and third in the Big Ten with 8.8 points scored per game. Only kicker **Tyler Davis** is averaging more on the Nittany Lions (9.3).
- Barkley has scored at least one touchdown in all but two games this season: Michigan and Ohio State.
- See National Nits on Page 12.**

BARKLEY IN THE RECORD BOOKS

- Barkley broke the Penn State sophomore season scoring record against Michigan State and, after adding a pair of touchdowns against Wisconsin, now has 114 points on the season to rank ninth in program history.
- Barkley and K **Tyler Davis** both have scored more than 100 points this season (Barkley 114; Davis 121). It is the first time in school history that there have been two 100-point scorers in the same season.
- With 83 yards rushing in the Big Ten Championship game, Barkley broke the Penn State sophomore season rushing yards record, raising his total to 1,302. He surpassed the mark of 1,236 yards set by Evan Royster in 2008.
- Overall, Barkley's 1,302 rushing yards this season rank him 10th place at Penn State. He trails Rodney Kinlaw (1,329 yards; 2007) for ninth place.
- Barkley is in 14th place on Penn State's career rushing yardage list with 2,378 yards. He trails Lenny Moore (2,380) for 13th place by two yards.
- With 103 all-purpose yards against Wisconsin, Barkley upped his season total to 1,666 yards, which moved him up three spots to sixth place. It is the highest total since Larry Johnson had a Penn State record 2,655 yards in 2002 and is the Penn State sophomore record. Barkley set a freshman record last season (1,237).
- Barkley's rushing touchdown in the third stanza against Wisconsin gives him 16 this season, which ranks seventh place in the Penn State record books
- He broke the sophomore rushing touchdown record at Rutgers with his 14th rushing score of the season, surpassing the mark set by Bull McCleary (1907), Harry Robb (1917) and Curtis Enis (1996).
- With 23 career rushing scores, Barkley is tied with Lenny Moore (1953-55) for 15th place on Penn State's career list.
- Barkley ranks tied for 13th with nine career 100-yard games (five in 2015, four in 2016), including two 200-yard efforts. He is one just eight Nittany Lions to post multiple 200-yard rushing games.
- He set a sophomore single game record for all-purpose yards with 277 yards (207 rushing, 70 receiving) against Purdue. The mark is also 14th in program history.
- See Record Watch on Page 32-33.**

GETTING CHUNKS

- At Rutgers, Barkley had his streak of 14 consecutive games with at least one run of 20+ yards snapped. It was the second-longest streak in college football in the last 20 years (LaMichael James, Oregon - 19), according to the Big Ten Network.
- Barkley ranks in the top 10 in FBS in both rushing plays and scrimmage plays of 20 yards or more.
- See Chunk Plays on Page 14.**
- Barkley's 44-yard reception vs. Iowa was the longest by a Penn State running back since Evan Royster had a 49-yard catch in 2009 vs. Syracuse.
- Highlighting Barkley's big gains on the ground are a 57-yard touchdown run against Iowa and a career-long 81-yard touchdown run at Purdue in consecutive weeks.
- The last time that Penn State had offensive plays of at least 57 yards in consecutive games was the 2014 season opener vs. UCF (79-yard pass from Christian Hackenberg to Geno Lewis) and 2013 season finale vs. Wisconsin (68-yard pass from Christian Hackenberg to Adam Breneman and a Zach Zwinak 61-yard rush).
- Barkley used a 25-yard touchdown run in overtime to seal the Minnesota game.

DUAL THREAT

- Barkley scored his third receiving touchdown on the season on a 18-yard catch from **Trace McSorley** in the Big Ten Championship game.
- Barkley has at least one reception in all but two games and ranks fifth on the team with 23 receptions for 347 yards and three touchdowns. He has 12 receptions for 204 yards in his last six games.
- Amongst pass catchers with 20 or more receptions, Barkley is third on the team averaging 15.1 yards per catch.
- With 59 rushing yards and a career-high 77 receiving yards at Michigan, Barkley became the first Nittany Lion to lead the team in both rushing and receiving yards since Akeel Lynch had 137 rushing yards and 35 receiving yards to pace the Nittany Lions in both categories at Illinois in 2014.
- Barkley's 77 receiving yards on five receptions at Michigan were the most for a Penn State running back since Stephfon Green had one catch for 80 yards and a touchdown against Michigan in 2008.

RUNNING BACK DEPTH

- RB **Andre Robinson** had a career-long 40-yard touchdown catch in the fourth quarter against Michigan State. His previous long was a 2-yard catch against Minnesota earlier this season. It was his first career touchdown reception and with a rushing touchdown earlier in the quarter, his second career two touchdown game (Purdue).
- RB **Miles Sanders** set career highs in rushing attempts (5), rushing yards (85) and longest rush (57) at Rutgers.
- Four different Penn State running backs scored a touchdown against Purdue. Barkley (2), Robinson (2), **Mark Allen** (1) all had rushing scores, while Sanders had his first career receiving TD.
- The feat was last accomplished in the FIU game in 2007 when Rodney Kinlaw (1 rushing), Evan Royster (1 rushing), Austin Scott (2 rushing), Dan Lawlor (1 rushing) and Matt Hahn (1 receiving).

SENSATIONAL SAQUON

HOT STREAK

- Prior to the Indiana game, Barkley had one of the most productive four-game stretches in Penn State history.
- He totaled 675 rushing yards on 81 carries with four touchdowns. That's an average of 168.8 yards per game and 8.3 yards per carry.
- The only other running backs to have a more successful four-game stretch in PSU history are: Larry Johnson (2002) - 109 carries, 1,073 yards, 10 touchdowns in 2002 (279, 188, 327, 279); John Cappelletti (1973) - 150 carries, 787 yards, 8 touchdowns (202, 220, 204, 161); Curt Warner (1981) - 98 carries, 716 yards, 5 touchdowns (238, 117, 105, 256).

ALL-PURPOSE AGAINST IOWA

- Barkley had 211 all-purpose yards (167 rush, 44 pass) against Iowa, his second-straight game with more than 200 all-purpose yards.
- The last Penn State player to have more than 200 all-purpose yards in back-to-back games was Larry Johnson in 2002 (289 yards vs. Michigan State; 327 yards at Indiana).

CAREER DAY AT PURDUE

- Barkley set career highs for rushing yards (207) and all-purpose yards (277; 207 rush, 70 rec.) against Purdue.
- Barkley's 277 all-purpose yards against Purdue are a Penn State sophomore record and rank 14th in program history. They are also the most all-purpose yards for a Nittany Lion since Larry Johnson had 289 all-purpose yards versus Michigan State in 2002.
- Barkley's 207 rushing yards were the most by a Nittany Lion since Johnson had 279 against Michigan State in 2002.
- Barkley became the first Nittany Lion to rush for 200 yards in a game twice in the same season since 2002. Johnson had four 200-yard games that season.
- Barkley's 81-yard TD run was the longest by a Nittany Lion since Bill Belton ran for a 92-yard score against Illinois in 2012, and the ninth longest rush in program history. It was also the longest run of his career.

HOME IS IN THE END ZONE

- Barkley's six rushing touchdowns in the first three games of the season were the most by a Penn State player since Evan Royster had six scores in the first three games of the 2008 season. Additionally, his seven combined offensive touchdowns (6 rushing, 1 receiving) were the most by a Nittany Lion since Lydell Mitchell had eight in 1971.
- At Pitt, Barkley posted his first career five touchdown game with four rushing and one receiving.
- Barkley's 30 points at Pitt are tied for fourth place in Penn State history (fifth occasion).
- The last Nittany Lion with 30 points was Ki-Jana Carter vs. Michigan State in 1994.
- Barkley's 30 points were the most by a Big Ten player since Melvin Gordon had 30 tallies against Bowling Green in 2014.
- Barkley's four rushing touchdowns were the most by a Nittany Lion since Larry Johnson had four vs. Michigan State in 2002.

BARKLEY BREAKS 1,000 AS A FRESHMAN

- Despite missing 2.5 games to injury and only receiving one carry in the season opener, **Saquon Barkley** led the Lions with 1,076 rushing yards in 11 games played, a Penn State freshman record.
- Barkley is one of 11 Big Ten RBs to rush for 1,000 yards in his freshman year in the past 20 seasons.

B1G RBs with 1,000+ Yards Rushing as Freshmen

Saquon Barkley	Penn State	2016
Justin Jackson	Northwestern	2014
James White	Wisconsin	2010
P.J. Hill	Wisconsin	2006
Tyrell Sutton	Northwestern	2005
Mike Hart	Michigan	2004
Laurence Maroney	Minnesota	2003
Maurice Claret	Ohio State	2002
Anthony Davis	Wisconsin	2001
Ron Dayne	Wisconsin	1996
Sedrick Irvin	Michigan State	1996

CHUNK PLAYS

TEAM

- According to cfbstats.com, Penn State is among the national and Big Ten leaders in "chunk plays" of 20 yards or more.
- Penn State ranks in the top-10 nationally in plays of 20, 30, 40 or 80 or more yards. It leads the Big Ten in all but plays of 60-plus yards.

Distance	Plays	FBS	B1G
20+ Yards	86	7	1
30+ Yards	45	t-5	1
40+ Yards	28	4	1
50+ Yards	13	t-12	1
60+ Yards	4	t-48	t-4
70+ Yards	4	t-18	t-1
80+ Yards	2	t-9	t-1

SAQUON BARKLEY

- RB **Saquon Barkley** is not only among the leaders in long rushing plays, but in long plays from scrimmage overall.
- Barkley ranks tied for seventh in FBS with 17 rushes of 20 or more yards this season, and is tied for eighth in the nation with 23 plays from scrimmage overall of 20 yards or more.

Rushes for 20-plus Yards

Donnel Pumphrey	SDSU	RB	21
Aaron Jones	UTEP	RB	20
Quinton Flowers	USF	RB	19
James Conner	Pitt	RB	18
Derius Guice	LSU	RB	18
Lamar Jackson	Louisville	QB	18
Saquon Barkley	Penn State	RB	17
Stanley Boom Williams	Kentucky	RB	17
James Flanders	Tulsa	RB	16
D'Onta Foreman	Texas	RB	16
Ray Lawry	ODU	RB	16
Brian Hill	Wyoming	RB	16
Jesse Ertz	Kansas State	RB	16

Scrimmage for 20-plus Yards

Richie James	MTSU	WR	28
Dede Westbrook	Oklahoma	WR	28
Carlos Henderson	La Tech	WR	26
Nicholas Norris	WKU	WR	26
Corey Davis	W Mich	WR	25
James Conner	Pittsburgh	RB	24
Aaron Jones	UTEP	RB	24
Saquon Barkley	Penn State	RB	23
Five Others Tied			23

TRACE MCSORLEY

- McSorley is among the national leaders with the deep ball, ranking in the top five for passes of 20-, 30- or 40-or-more yards.

Passes for 20-plus Yards

Patrick Mahomes II	Texas Tech	JR	76
Trace McSorley	Penn State	SO	61
Ryan Higgins	La. Tech	SR	61
Mike White	WKU	JR	61
Lamar Jackson	Louisville	SO	58
DeShaun Watson	Clemson	JR	57
Davis Webb	Cal	SR	57
Logan Woodside	Toledo	JR	57

Passes for 30-plus Yards

Patrick Mahomes II	Texas Tech	JR	38
Mike White	WKU	JR	38
Trace McSorley	Penn State	SO	36
Brett Rypien	Boise St	SO	34
Mason Rudolph	Okla St	JR	34

Passes for 40-plus Yards

Mike White	WKU	JR	23
Trace McSorley	Penn State	SO	22
Baker Mayfield	Oklahoma	JR	22
Logan Woodside	Toledo	JR	21
Ryan Higgins	La. Tech	SR	18

See Long Plays on Page 80-81.

QUARTERBACK CLUB

MVP

- QB **Trace McSorley** has claimed the last two Penn State postseason MVP trophies.
- In the 2016 TaxSlayer Bowl, McSorley threw for 142 yards and two touchdowns after completing 14-of-27 pass attempts in relief and was named Penn State's MVP of the game.
- Most recently, McSorley set Big Ten Championship game records with 384 passing yards and four touchdowns to earn the Grange-Griffin Most Valuable Player award.

See Honors and Awards on Page 16-19.

CHAMPIONSHIP PERFORMANCES

McSorley has put an exclamation point on a strong debut season with back-to-back career-best performances in championship clinching games.

- To clinch the Big Ten East Division, McSorley completed 17-of-23 passing attempts for a then-career-high 376 yards and a career-high four touchdowns.
- To win the Big Ten Championship, McSorley completed 22-of-31 passing attempts for a career-high and Big Ten Championship game-record 384 yards and a career-high matching four touchdowns.
- In the past two games, McSorley has completed 39-of-54 passing attempts (72.2 percent) for 760 yards and eight touchdowns.
- McSorley has thrown for four touchdown passes each of the last two games, marking the first time since Todd Blackledge in 1982 (three straight) that a Penn State quarterback has done so.
- It also marks the fifth time in the last six games that he has thrown for multiple scores in a game.
- McSorley's 384-yard effort against Wisconsin and his 376-yard effort against Michigan State rank fourth and sixth, respectively, on Penn State's single-game passing list.

MAKING USE OF THE DEEP BALL

McSorley has been able to throw down field to post gaudy single-game numbers.

- McSorley leads the nation in passing yards per completion, averaging 16.31 ypc.
- This season, McSorley ranks second in FBS with 61 pass completions over 20 yards, third with 36 completions over 30 yards and second with 22 completions over 40 yards.
- See *Chunk Plays* on Page 14.
- His 9.39 yards per pass attempt this season ranks third all-time at Penn State, first in the Big Ten and sixth in FBS.

See National Nits on Page 12.

- McSorley's five 300-yard passing games this season are a Penn State record. Of his 300-yard passing games, none were less than 332 yards. Accordingly, McSorley appears five times - more than anyone else - in the top-16 of Penn State's single-game passing list.
- See *Record Watch* on Page 32-33.

MCSORLEY CONNECTING

- McSorley was named All-Big Ten second team.
- See *Honors and Awards* on Page 16-19.
- McSorley is the fourth PSU quarterback to lead his team to 11 wins in his first year as the starting QB, joining Daryll Clark in 2008 (11-2), Tom Shuman in 1973 (12-0) and Chuck Burkhart in 1968 (11-0).
- McSorley has thrown for 200 or more yards in 10 of his 13 career starts.
- McSorley leads the Big Ten and ranks 14th in FBS with 3,360 passing yards. He is averaging 258.5 passing yards per game to ranks third in the conference and 32nd in FBS.
- McSorley leads the Big Ten in passing efficiency (156.6) and ranks 14th in FBS.
- Penn State ranks first in the Big Ten and fifth in FBS with just five passes intercepted all season.
- See *National Nits* on Page 12.
- Penn State was one of 10 teams that did not have an FBS start at quarterback on its roster entering the season. The other teams were Arizona State, Arkansas, North Carolina, NC State, Rice, USC, Utah, UMass and Big Ten foe Wisconsin.

3,000 PASSING YARDS

- McSorley upped his season passing mark to 3,360 yards in the Big Ten Championship game and broke the Penn State season record, supplanting the record of 3,266 yards by Matt McGloin in 2012.
- McSorley is the third Penn State quarterback to pass for 3,000 yards in a season, joining Matt McGloin (2012) and Daryll Clark (2009). He broke the Penn State sophomore season passing record with 3,360 yards on the year, besting the mark previously held by Christian Hackenberg (2,977).
- See *Record Watch* on Page 32-33.

RECORD COMPANY

- McSorley completed 22-of-31 passing attempts for a career-high 384 yards and four touchdowns in the Big Ten Championship game, moving him up multiple Penn State charts, in addition to breaking the single-season passing yards record.
- Against Wisconsin, McSorley had his fifth 300-yard passing game of his career, setting the school record in a season. Matt McGloin (2012) and Christian Hackenberg (2013 and 2014) previously held the mark with four apiece.
- McSorley had his 10th 200-yard passing game of the season in the Big Ten Championship game, moving him into a tie with Kerry Collins (1994) for second place. His 10 career 200-yard outings are ninth on Penn State's all-time list.
- McSorley had 364 yards of total offense against Michigan State, giving him 3,712 this season, which is the Penn State single season record. The previous best mark was 3,215 yards by Matt McGloin (minus-51 yards rushing, 3,266 yards passing) in 2012.
- With four touchdowns passes against Wisconsin, McSorley broke the Penn State season record for touchdown passes with 25 on the season. He breaks the record of 24 set by Daryll Clark (2009) and Matt McGloin (2012).
- With 13 consecutive games with a scoring pass this season, McSorley set the Penn State season record for consecutive games with a touchdown pass. He was previously tied with Matt McGloin, who had 12 straight games in 2012 with a touchdown pass.
- McSorley's first-quarter touchdown pass against Wisconsin gives him a touchdown pass in 14 consecutive games, tying the Penn State record held by Kerry Collins (1993-94).
- McSorley moved into seventh place on Penn State's single-season pass completions (206) list and eighth in season pass attempts (58).
- McSorley had one of the most productive games by a Nittany Lion ever against Minnesota. He accounted for 408 yards of total offense -- 335 passing and 74 rushing -- to mark the third-highest total in school history. It was the most yards of total offense since Christian Hackenberg posted a school-record 454 yards against UCF in the 2014 Croke Park Classic vs. UCF. McSorley also had his longest career completion, an 80-yard touchdown to **Irvin Charles**.
- McSorley is the 12th quarterback in Penn State history to register a 300-yard passing game, and just the fifth to record to have multiple 300-yard pass games, joining Christian Hackenberg, Matt McGloin, Kerry Collins and Daryll Clark.
- See *Record Watch* on Page 32-33.



QUARTERBACK CLUB

QUARTERBACK GROUND THREAT

- McSorley has both a rushing and passing touchdown in five of the past nine games. He has a total of six games with a passing and rushing touchdown this season.
- McSorley's six rushing touchdowns this season are the most by a Penn State quarterback since Daryll Clark had seven in 2009.
- McSorley's 372 rushing yards this season are the most by a Penn State quarterback since Michael Robinson had 806 in 2005.
- At Rutgers, Penn State quarterbacks broke 100 rushing yards for the second time this season, as McSorley rushed for 55 yards and **Tommy Stevens** had a career-high six carries for 61 yards for a total of 126 yards rushing. Stevens also scored his second career touchdown.
- Against Iowa, McSorley rushed for 40 yards and a touchdown on 14 carries, while Stevens rushed for 70 yards and his first career rushing touchdown in the fourth quarter. Stevens did it on five carries and had a career-long 45-yard rush late in the fourth.
- The last time that Penn State had two quarterbacks with rushing touchdowns in the same game was in 2009 against Eastern Illinois, when Daryll Clark and Kevin Newsome each had one rushing touchdown.

NITTANY NUGGETS

STEPPING ON TO THE FIELD

- Twenty-eight Nittany Lions have made their collegiate debut this season. Twenty-two were redshirt freshmen and five were true freshmen (Gillikin, McGovern, Sanders, C. Brown, DuMond).
- First-year junior walk-on RB **Irvine Paye** redshirt freshmen LB **Frank DiLeo**, DT **Immanuel Iyke**, WR **Tyler Shoop** and true freshman LB **Joe DuMond** made their debuts against Michigan State.
- Sophomore QB **Billy Fessler** made his first career appearance in the fourth quarter against Purdue.
- G **Steven Gonzalez** made his first career start at Rutgers. He is the 18th Nittany Lion to make his first career start this season.
- OT **Chasz Wright** made his first career start at Indiana.
- Redshirt freshmen WR **Juwan Johnson** and DT **Robert Windsor** were first-time starters at Purdue.
- Redshirt freshman S **Ayron Monroe** made his collegiate debut against Minnesota.
- Junior DT **Curtis Cothran** made his first career start against Ohio State.
- Sophomore LB **Koa Farmer** made his first career start at linebacker against Maryland. Freshmen G **Connor McGovern** and LB **Cam Brown** made their first career starts against Minnesota.
- Against Temple, redshirt freshman G **Zach Simpson** made his first appearance. Sophomore DE **Torrence Brown** made his first career start.
- Junior LB **Brandon Smith** made his first career start at Michigan.
- Against Temple, redshirt freshman G **Zach Simpson** made his first appearance. Sophomore DE **Torrence Brown** made his first career start.
- Both sophomores WR **DeAndre Thompkins** and LB **Manny Bowen** made their first career starts at Pitt. Cam Brown made his first career appearance, becoming the fourth true freshman to play for Penn State this season.
- The following six players were first time-starters against Kent State: OG **Ryan Bates**, QB **Trace McSorley**, DE **Evan Schwan**, DT **Kevin Givens**, DT **Parker Cothren**, P **Blake Gillikin**.
- The following 19 players made their first career appearances for Penn State against Kent State: Junior DT **Tyrell Chavis**, G **Ryan Bates**, DE **Ryan Buchholz**, WR **Irvin Charles**, DT **Kevin Givens**, G/C **Steven Gonzalez**, TE/H **Jonathan Holland**, T **Sterling Jenkins**, WR **Juwan Johnson**, S **Jarvis Miller**, DE **Shareef Miller**, DT **Ryan Monk**, RB **Andre Robinson**, QB **Tommy Stevens**, CB **Garrett Taylor**, DT **Robert Windsor**, P **Blake Gillikin**, C/G **Connor McGovern**, RB **Miles Sanders**.

- After totaling just 32 yards rushing and one rushing touchdown in the first four games this season, McSorley rushed for 217 yards and three touchdowns over a three-game stretch including Minnesota, Maryland and Ohio State.
- McSorley is the first Penn State quarterback with three consecutive games with both a rushing touchdown and passing touchdown since Matt McGloin in 2012 (vs. Temple, at Illinois, vs. Northwestern).
- Against Ohio State, McSorley rushed a career-high 19 times, gaining 63 yards and a touchdown.
- Against Maryland, McSorley had a career-high 81 rushing yards on 18 attempts, the most rushing yards by a Penn State quarterback since Daryll Clark had 83 against Illinois in 2009. His previous high of 73 yards came the previous week vs. Minnesota.
- McSorley's 73 rushing yards on only eight attempts against Minnesota led the team. The last Penn State quarterback to lead the team in rushing was Michael Robinson at Michigan State on Nov. 19, 2005. Robinson had 90 yards on 13 carries with one touchdown run against the Spartans.

OVERTIME OVER TIME

College football introduced overtime during the bowl season in 1995 and adopted it for regular season games in 1996.

- Since then, Penn State has played 12 overtime games, including six over the 2012-14 seasons. Eight of the 12 overtime tilts have come at home, two in true road games, one in the 2006 Orange Bowl and one in the 2014 Pinstripe Bowl.
- Penn State is 7-5 all-time in overtime games, with a 4-4 record at Beaver Stadium, 1-1 mark in true road games and 2-0 ledger at a neutral site.
- Most recently, Penn State defeated Minnesota, 29-26, on Oct. 1, 2016. After Minnesota kicked a field goal on its first possession, Penn State running back **Saquon Barkley** rushed 25 yards for a touchdown on the Nittany Lions first offensive play.
- It was the sixth overtime game at Beaver Stadium since the start of the 2012 season. Penn State is 4-2 in those games.
- Penn State's first two overtime contests came vs. Iowa in 2000 and 2002 at home. The Nittany Lions dropped their first three contests that went to the extra period, but won five straight overtime contests before falling to Nebraska on Nov. 23, 2013.
- Penn State's all-time overtime games:

Date	Opponent	Score
11/4/00	IOWA (2OT)	L, 23-26
9/28/02	IOWA	L, 35-42
10/12/02	at Michigan	L, 24-27
1/3/06	vs. Florida State (3OT) ¹	W, 26-23
10/7/06	at Minnesota	W, 28-27
11/24/12	WISCONSIN	W, 24-21
10/12/13	MICHIGAN (4OT)	W, 43-40
11/2/13	ILLINOIS	W, 24-17
11/23/13	NEBRASKA	L, 20-23
10/25/14	OHIO STATE (2OT)	L, 24-31
12/27/14	vs. Boston College ²	W, 31-30
10/2/16	MINNESOTA	W, 29-26

1 - Orange Bowl, 2 - Pinstripe Bowl

BEATING UNBEATENS

- Penn State played four undefeated teams over a stretch of four games (Sept. 24-Oct. 22) and spoiled undefeated seasons in the last three (Minnesota, Maryland and Ohio State).
- Kent State (0-0), Pitt (1-0), Temple (1-1), Michigan (3-0), Minnesota (3-0), Maryland (4-0) and Ohio State (6-0) combined for an 18-1 record prior to playing PSU.
- Penn State dealt Iowa its first road loss of the season.

SENIOR CLASS

SENIORS HONORED

- Eighteen Nittany Lion seniors will be getting set for their final game.
- The 2016 seniors have been instrumental in the Nittany Lions earning a 32-19 record the past four years under unprecedented circumstances, with four winning seasons, a third bowl appearance and a Big Ten Conference Championship during their careers. The group also helped lead Penn State to its first top-five ranking since 2009.
- The 18 players honored on Senior Day included: **Brandon Bell, Gordon Bentley, Tom Devenney, Derek Dowrey, Brian Gaia, Evan Galimberti, Gregg Garrity, Malik Golden, Chris Gulla, Zach Ladonis, Wendy Laurent, Paris Palmer, Irvine Paye, Evan Schwan, Jordan Smith, Von Walker, Nyeem Wartman-White** and **Tyler Yazujian**.

FEWEST SENIORS

Penn State was once again among schools with the fewest number of senior-eligible players.

- Penn State's current team breaks down to 51 freshmen, 26 sophomores, 28 juniors and 12 seniors.
- However, Penn State is down to nine healthy senior-eligible players, as **Nyeem Wartman-White** was lost for the season due to injury during the Temple game, **Paris Palmer** was lost to injury at Indiana, and **Von Walker** was lost to injury at Rutgers.
- Only Kentucky entered the season with as few as 11.
- The Lions had 13 seniors on last year's team, which ranked as the ninth fewest.

2016 FBS Seniors Total

Team	Total
Kentucky	11
Penn State	12
Baylor	12
Minnesota	13
Old Dominion	13
Florida	13
Marshall	13
Wake Forest	13
NC State	13
Massachusetts	13
TCU	14
Wisconsin	14
USC	14

TEAM CAPTAINS

- Seniors **Brandon Bell, Brian Gaia** and **Von Walker** were voted team captains for the season by their teammates. Walker is a team captain for the second consecutive year, becoming the eighth two-time captain in program history.
- Walker earned a scholarship in April 2015 after two seasons as a walk-on, including a move from running back to linebacker during 2014 spring practice.

Penn State Two-Time Captains

- George Linsz (1887, 1888)
- Bob Higgins (1917, 1919)
- Bas Gray (1924, 1925)
- Mike Reid (1968, 1969)
- Steve Smear (1968, 1969)
- Paul Posluszny (2005, 2006)
- Christian Hackenberg (2014, 2015)
- Von Walker (2015, 2016)**

NITTANY NUGGETS

PENN STATE NUMBER CHANGES

Several Nittany Lions are wearing new numbers in 2016, including **Gordon Bentley** (81), **Irvin Charles** (11), **Desi Davis** (38), **Jan Johnson** (36), **Jarvis Miller** (9), **Ryan Monk** (91), **Nick Scott** (4), **Zach Simpson** (64) and **Tommy Stevens** (2).

NITTANY LION POSITION CHANGES

The Penn State players who are playing new positions in 2016 are: **Curtis Cothran** (DE to DT), **Koa Farmer** (S to LB), **Kevin Givens** (DE to DT), **Jarvis Miller** (S to LB), **Nick Scott** (RB to S) and **Johnathan Thomas** (RB to LB).

2016 HONORS

MARCUS ALLEN, SAFETY

All-Big Ten Third Team (Coaches), Honorable Mention (Media)
 Phil Steele All-Big Ten Third Team
 Athlon Sports All-Big Ten Third Team
 Big Ten Co-Special Teams Player of the Week (Oct. 24)
 Big Ten Co-Defensive Player of the Week (Oct. 3)
 Big Ten Rose Bowl Game Player of the Week (Oct. 3)

SAQUON BARKLEY, RUNNING BACK

Sporting News All-America Second Team
 AP All-America Third Team
 Athlon All-America Third Team
 Phil Steele All-America Third Team
 Campus Insiders Sophomore All-America First Team
 Maxwell Award Semifinalist (Nat'l Player of the Year)
 Doak Walker Award Semifinalist (Top RB)
 Big Ten Graham-George Offensive Player of the Year
 Big Ten Ameche-Dayne Running Back of the Year
Chicago Tribune Silver Football
 All-Big Ten First Team
 AP All-Big Ten First Team
 ESPN.com All-Big Ten Team
 Phil Steele All-Big Ten First Team
 Athlon Sports All-Big Ten First Team
 ECAC Division I FBS All-Star First Team
 Pro Football Focus All-Big Ten Second Team
 College Sports Madness All-America Second Team
 Rose Bowl Game Big Ten Player of the Week (Nov. 7)
 CBS National Player of the Week (Oct. 30)
 Big Ten Offensive Player of the Week (Oct. 10, Oct. 31)
 Maxwell Award Preseason Watch List (Nat'l Player of the Year)
 Doak Walker Award Preseason Watch List (Top RB)
 Rotary Lombardi Preseason Watch List (Top Skill & Discipline)
 Big Ten Preseason Honors List
 Dante Hall Watch List (Top Off./ST Player under 6-0)

RYAN BATES, GUARD/TACKLE

USA Today Freshman All-America Team
 Campus Insiders Freshman All-America Team Honorable Mention
 BTN.com Big Ten All-Freshman Team
 ESPN.com Big Ten All-Freshman Team

BRANDON BELL, LINEBACKER

All-Big Ten Honorable Mention
 Athlon Sports All-Big Ten Third Team
 Walter Camp National Defensive Player of the Week (Nov. 28)
 Big Ten Defensive Player of the Week (Oct. 24)
 College Sports Madness National Defensive Player of the Week (Oct. 23)
 Bednarik Award Player of the Week, given to the National Defensive Player of the Week, by the Maxwell Football Club (Oct. 27)

GORDON BENTLEY, WIDE RECEIVER

Academic All-Big Ten

SAEED BLACKNALL, WIDE RECEIVER

Academic All-Big Ten

MANNY BOWEN, LINEBACKER

Academic All-Big Ten

CAM BROWN, LINEBACKER

BTN.com All-Freshman Team
 ESPN.com All-Freshman Team

RYAN BUCHHOLZ, DEFENSIVE TACKLE

Academic All-Big Ten

JASON CABINDA, LINEBACKER

All-Big Ten Third Team (Coaches), Honorable Mention (Media)
 Phil Steele All-Big Ten Third Team
 Bednarik Award Preseason Watch List (Nat'l Def. Player of the Year)
 Butkus Award Preseason Watch List (Top LB)
 Lott IMPACT Trophy Watch List (Def. Player of the Year on and off the field)

JAKE COOPER, LINEBACKER

Academic All-Big Ten

PARKER COTHREN, DEFENSIVE TACKLE

All-Big Ten Honorable Mention (Coaches)

HONORS & AWARDS

BARKLEY AN ALL-AMERICAN

- **Saquon Barkley** was named to the *Sporting News* All-America second team and the Associated Press, Athlon and Phil Steele All-America third teams.
- He is the first Penn State running back to garner All-America accolades since Larry Johnson captured first team laurels in 2002.
- He is also the first offensive player to take home All-America honors since Allen Robinson (first team) and John Urschel (third team) in 2013.

BARKLEY CLAIMS B1G AWARDS

- **Saquon Barkley** is the 2016 Graham-George Big Ten Offensive Player of the Year and the 2016 Ameche-Dayne Big Ten Running Back of the Year.
- Barkley is the fourth Lion to win Big Ten Offensive Player of the Year, joining Kerry Collins (1994), Curtis Enis (1997) and Michael Robinson (2005).
- Barkley is the first Penn State player to win Running Back of the Year (award established in 2011), and also the first sophomore to win it in Big Ten history.
- Barkley is the eighth sophomore to win Offensive Player of the Year in Big Ten history, most recently by Ohio State's Braxton Miller in 2012.
- He is one of 17 running backs to win Offensive Player of the Year in Big Ten history.
- Barkley is the third-straight running back to win Offensive Player of the Year (Melvin Gordon, WIS; Ezekiel Elliott, OSU).

BARKLEY WINS CHICAGO TRIBUNE SILVER FOOTBALL

- RB **Saquon Barkley** added the illustrious *Chicago Tribune* Silver Football for the Big Ten's Most Valuable Player to his resumé. He shares the honor with Ohio State quarterback J.T. Barrett.
- Barkley is the fourth Lion to win the Silver Football and is the first since Daryll Clark shared the honor with Michigan defensive end Brandon Graham in 2009.
- Barkley is the first Penn State running back to win the award, joining quarterbacks Clark, Michael Robinson (2005) and Kerry Collins (1994) as Penn Staters to win the accolade.

BARKLEY A WEEKLY AWARD WINNER

- Barkley has twice been named the Big Ten Offensive Player of the Week, earning the honor following his five touchdown performance at Pitt and his 277 all-purpose yard effort at Purdue.
- Barkley was also named the CBS National Player of the Week for his efforts at Purdue.
- Barkley rushed for two touchdowns, including an 81-yarder, and once again surpassed 200 all-purpose yards to earn the Rose Bowl Game Big Ten Player of the Week award following the Iowa contest.

NATIONAL COACH OF THE YEAR

- Penn State head coach **James Franklin** has been named the *Sporting News* National Coach of the Year.
- He is the second Penn State head coach to win the honor, joining Joe Paterno, who claimed the award in 2005.
- Franklin was also selected as the College Sports Madness National Coach of the Year. Additionally, he is a finalist for the 2016 Eddie Robinson Coach of the Year award as presented by the Football Writers Association of America and the Paul "Bear" Bryant Coach of the Year Award.
- Franklin guided the Nittany Lions to their first Big Ten Championship since 2008 and fourth overall (1994, 2005, 2008). He led the Nittany Lions to the Big Ten East title, its second divisional title (2011). Franklin guided the Lions to a No. 5 ranking in the CFP, Associated Press and Amway Coaches polls, the highest ranking for the Nittany Lions since 2009.
- At 11-2, Franklin guided the Nittany Lions to their sixth 11-win season since Penn State joined the Big Ten. The Nittany Lions are riding a nine-game winning streak, which is the program's longest since 2009. Penn State finished 8-1 in Big Ten play, marking the second eight-win conference season in program history to join the 1994 team that went 8-0.

CONFERENCE COACH OF THE YEAR

- Penn State head coach **James Franklin** also earned his first conference coach of the year accolades.
- The third-year head coach earned Big Ten Coach of the Year from the Associated Press and the conference's media.
- Franklin's Dave McLain Big Ten Coach of the Year marks the fifth time a Penn State head coach has won the honor, joining Paterno (1994, 2005, 2008) and Bill O'Brien (2012).

ALL-BIG TEN TEAM - OFFENSE

- Sophomore **Saquon Barkley** was named to the All-Big Ten first team by the coaches and media, which made him a unanimous first team choice. It is his second career All-Big Ten honor (second team in 2015).
- Sophomore quarterback **Trace McSorley** garnered All-Big Ten second team accolades from both the coaches and the media. It was his first all-conference selection. McSorley is the first Penn State quarterback to earn All-Big Ten first or second team honors since Daryll Clark (first team) in 2009.
- Junior tight end **Mike Gesicki** was a second team selection by the media and honorable mention pick by the coaches. It's his first all-conference selection. He is the first Penn State tight end to earn All-Big Ten first or second team honors since Kyle Carter (first team) in 2012.
- Junior wide receiver **Chris Godwin** was an All-Big Ten third team honoree for the media and honorable mention for the coaches. It's his second career All-Big Ten honor (second team in 2015).
- Senior center **Brian Gaia** made the honorable mention list for the coaches and media for his first all-conference honors.

ALL-BIG TEN TEAM - DEFENSE

- On defense, junior defensive end **Garrett Sicksels** garnered second-team All-Big Ten accolades from the coaches and third-team honors from the media to lead the unit. It's his first all-conference selection.
- Senior defensive end **Evan Schwan** was also a first-time all-conference pick, as he was selected to the All-Big Ten third team by both the coaches and media.
- Linebacker **Jason Cabinda** and safety **Marcus Allen** each claimed third team honors from the coaches and were named to the media's honorable mention team. It's their second all-conference selection, after an appearance on the honorable mention team (coaches and media) last season.
- Also on the Big Ten honorable mention squad were senior linebacker **Brandon Bell**, junior defensive tackle **Parker Cothren** and sophomore cornerback **John Reid**. It was the first selection for all three.

ALL-BIG TEN TEAM - SPECIAL TEAMS

- Kicker **Tyler Davis** was selected to the All-Big Ten first team by the coaches and second team by the media. It was his first all-conference selection, and he is the first Nittany Lion kicker to earn first team honors since Kevin Kelly in 2008.
- True freshman punter **Blake Gillikin** was recognized as an honorable mention. He ranks third in the Big Ten with a punt average of 42.1 yards per punt and was also named an ESPN.com True Freshman All-American.
- Senior long snapper **Tyler Yazujian** was Penn State's sportsmanship selection.

FRESHMAN ALL-AMERICANS

- A pair of Nittany Lions earned freshman All-America honors.
- G/T **Ryan Bates** was named to the *USA Today* Freshman All-America team. Bates is one of two offensive linemen to start every game this season for the Nittany Lions. He started at left guard for the first 10 games of the season, but has moved out to left tackle.
- P **Blake Gillikin** was named to the ESPN.com True Freshman All-America team. He ranks third in the Big Ten with a punt average of 42.1 yards per punt.



HONORS & AWARDS

BTN.COM ALL-FRESHMAN TEAM

- Four Nittany Lions were named to the BTN.com All-Freshman Team: G/T **Ryan Bates**, LB **Cam Brown**, P **Blake Gillikin** and DT **Kevin Givens**.
- An additional four were named honorable mentions: G **Connor McGovern**, DE **Shareef Miller**, RB **Miles Sanders** and DT **Robert Windsor**.
- Bates is one of two offensive linemen to start every game this season for the Nittany Lions. He was also named a *USA Today* Freshman All-American.
- Brown has shined against the Big Ten's best, making 10 tackles at Michigan in his first significant action, which earned him his first starting nod. Against Ohio State, he blocked a punt in the fourth quarter to setup a field goal.
- Gillikin was also named an All-Big Ten honorable mention. He ranks third in the Big Ten with a punt average of 42.1 yards per punt.
- Givens has seen significant action all season and started six games. Highlights include contributing to a sack to seal Penn State's win over Ohio State and a fumble recovery against Indiana.
- McGovern worked his way into the starting lineup early in the season at right guard, and has started seven of the last eight regular season games.
- Miller's highlights include a pair of sacks in the season opener against Kent State, a tackle for loss against Ohio State and a forced fumble at Indiana.
- Sanders has been Penn State's primary kick returner, and has shined in limited touches on offense, most notably catching a touchdown pass at Purdue and totaling 85 yards on five carries at Rutgers.
- Windsor has appeared in all games with one start at Purdue.

McSORLEY EARNS WEEKLY AWARDS

- QB **Trace McSorley** set then career highs throwing for four touchdowns and 376 yards, while completing 17-of-23 pass attempts in a division-clinching win over Michigan State.
- Accordingly, he was named the Big Ten Offensive Player of the Week, the Rose Bowl Game Big Ten Player of the Week and one of the Manning Stars of the Week.
- It's the first time since 2009 that Penn State has had multiple Big Ten Offensive Players of the Week in the same year. **Saquon Barkley** earned the same honor twice this season (Oct. 10 & 30).
- The Big Ten tabbed Nittany Lions for weekly awards in seven of the last eight weeks of the regular season that Penn State played.

BELL TABBED WALTER CAMP NATIONAL DEFENSIVE PLAYER OF THE WEEK

- Senior LB **Brandon Bell** was named the Walter Camp National Defensive Player of the Week after his Senior Day performance against Michigan State.
- Bell is the eighth Penn State player since 2004 to earn Walter Camp National Player of the Week honors, all of which have been on the defensive side of the ball. Bell is the first Nittany Lion to be honored since Sept. 30, 2012 when linebacker Mike Mauti claimed the award.
- Bell tied his career high with 18 tackles, including 0.5 tackles for loss, against the Spartans, equaling the mark he set against Ohio State earlier this season. He also had one pass breakup. He was the stalwart on a defense that shutout Michigan State in the second half, only allowing 87 yards in that frame.
- The senior captain is one of three players in FBS to have multiple games with 18 or more tackles, joining New Mexico State's Rodney Butler (3 times) and Kent State's Nick Cuthbert (twice). Despite missing four and a half games, Bell ranks second on the team with 74 tackles, including 6.5 tackles for loss and 3.0 sacks.

WEEKLY HARDWARE

- Penn State had a Big Ten Player of the Week following seven of its last eight regular season games.
- QB **Trace McSorley** was the last Nittany Lion to earn Big Ten Player of the Week honors.
- Following the Rutgers game the previous week, **Tyler Davis** was named the Big Ten Co-Special Teams Player of the Week.
- Following the win over Iowa, **Connor McGovern** was named the Big Ten Freshman of the Week.
- Additional Lions earning accolades after the Iowa win included **Saquon Barkley**, who was named the Rose Bowl Game Big Ten Player of the Week and **Matt Limegrover**, who was named the Coaching Search Offensive Line Coach of the Week.
- Limegrover's line helped power Penn State to 599 yards of total offense in the Iowa win, led by Barkley, who totaled 211 all-purpose yards and two touchdowns.
- After the Purdue game, Barkley was named the CBS National Player of the Week and Big Ten Offensive Player of the Week following a 277 all-purpose yard and two touchdown performance.
- Barkley won the Big Ten offensive weekly honor twice this season, also doing so after a win over Maryland. He is the first Lion since Daryll Clark in 2009 to win multiple Big Ten Offensive Player of the Week honors in the same season. Clark was a three-time honoree against Akron, Michigan and Michigan State.
- Additionally, Pro Football Focus named T **Paris Palmer** to its Team of the Week for his performance against Purdue. T **Brendan Mahon** earned the same recognition the week prior for the Ohio State game.
- The Nittany Lions claimed half of the weekly Big Ten accolades for a second consecutive game (Oct. 10 and Oct. 24, not including the bye week) after the win over Ohio State, as linebacker **Brandon Bell** was named the Defensive Player of the Week following an 18-tackle performance, and **Marcus Allen** and **Grant Haley** shared Special Teams Player of the Week honors after teaming up to block a field goal and return it for the game-winning touchdown, respectively.
- A Nittany Lion claimed Big Ten Defensive Player of the Week honors following three consecutive games (Oct. 3-Oct. 24, bye week was Oct. 15). The feat was last accomplished in 2012 when Michael Mauti (Illinois), Gerald Hodges (Northwestern) and Jordan Hill (Iowa) garnered weekly plaudits.
- Bell was also named the Bednarik Award Player of the Week.
- Allen and Haley were the first Penn State players to win Special Teams Player of the Week since Sam Ficken was a two-time winner in 2014.
- Haley was also named the Rose Bowl Big Ten Player of the Week, while Bell was named the College Sports Madness National Defensive Player of the Week.
- Four Penn State coaches also earned awards following the Ohio State win. The Bobby Dodd Coach of the Year Foundation and Chick-fil-A Peach Bowl named **James Franklin** The Dodd Trophy Coach of the Week. Defensive coordinator **Brent Pry** was named the Defensive Coordinator of the Week by Athlon Sports. Special teams coach **Charles Huff** and defensive line coach **Sean Spencer** were honored at their respective positions for the week by Coaching Search.
- Barkley and junior linebacker **Brandon Smith** were selected as the Big Ten Offensive and Defensive Player of the Week, respectively, after outstanding performances in the win over Maryland.
- The last time the Nittany Lions had both the Big Ten Offensive and Defensive Player of the Week was in 2009 when Daryll Clark and NaVorro Bowman won the awards after the Michigan State game.
- Allen claimed the Oct. 3 Big Ten Co-Defensive Player of the Week and Big Ten Rose Bowl Player of the Week after a 22-tackle performance against Minnesota.

2016 HONORS

TYLER DAVIS, KICKER

Vlade Award (Most Accurate Kicker)
 Lou Groza Semifinalist (Top Kicker)
 All-Big Ten First Team (Coaches), Second Team (Media)
 Phil Steele All-Big Ten First Team
 AP All-Big Ten Second Team
 Athlon Sports All-Big Ten Second Team
 Pro Football Focus All-Big Ten Second Team
 ECAC Division I FBS All-Star First Team
 Big Ten Co-Special Teams Player of the Week (Nov. 21)
 Lou Groza National Collegiate Place Kicker Award "Stars of the Week" (Oct. 3)

JAMES FRANKLIN, HEAD COACH

Sporting News Coach of the Year
 Athlon Sports Big Ten Coach of the Year
 College Sports Madness Coach of the Year
 Eddie Robinson Coach of the Year Finalist
 Paul "Bear" Bryant Coach of the Year Finalist
 Associated Press Coach of the Year Finalist
 Big Ten Dave McClain Coach of the Year (media vote)
 AP Big Ten Coach of the Year
 ECAC Division I FBS Coach of the Year
 George Munger College Coach of the Year Semifinalist
 The Dodd Trophy Coach of the Week. (Oct. 24)

BRIAN GAIA, CENTER

All-Big Ten Honorable Mention
 PFF Team of the Week, Center (Nov. 14)
 Academic All-Big Ten

GREGG GARRITY, WIDE RECEIVER

Academic All-Big Ten

MIKE GESICKI, TIGHT END

All-Big Ten Second Team (Media), Honorable Mention (Coaches)
 Phil Steele All-Big Ten Third Team
 Athlon Sports All-Big Ten Second Team
 College Sports Madness All-America Second Team
 ECAC Division I FBS All-Star Honorable Mention
 Mackey Award Midseason Watch List (Top TE)
 Mackey Award Preseason Watch List (Top TE)

BLAKE GILLIKIN, PUNTER

All-Big Ten Honorable Mention
 ESPN.com True Freshman All-America Team
 Campus Insiders Freshman All-America Team Honorable Mention
 BTN.com Big Ten All-Freshman Team
 ESPN.com Big Ten All-Freshman Team
 Ray Guy Award Candidate List (Top P)

KEVIN GIVENS, DEFENSIVE TACKLE

Campus Insiders Freshman All-America Second Team
 BTN.com Big Ten All-Freshman Team
 ESPN.com Big Ten All-Freshman Team

CHRIS GODWIN, WIDE RECEIVER

All-Big Ten Third Team (Media), Honorable Mention (Coaches)
 Phil Steele All-Big Ten Third Team
 Athlon Sports All-Big Ten Third Team
 Pro Football Focus All-Big Ten Second Team
 Maxwell Award Preseason Watch List (Nat'l Player of the Year)
 Biletnikoff Award Preseason Watch List (Top WR)
 Academic All-Big Ten

CHRIS GULLA, PUNTER

Academic All-Big Ten

GRANT HALEY, CORNERBACK

Big Ten Co-Special Teams Player of the Week (Oct. 24)
 Big Ten Rose Bowl Game Player of the Week (Oct. 24)
 CoSIDA Academic All-District™
 Academic All-Big Ten

DAESEAN HAMILTON, WIDE RECEIVER

Academic All-Big Ten

CHARLES HUFF, SPECIAL TEAMS COACH

Coaching Search Special Teams Coach of the Week (Oct. 24)

JUWAN JOHNSON, WIDE RECEIVER

Academic All-Big Ten

ZACH LADONIS, SNAPPER

Academic All-Big Ten

MATT LIMEGROVER, OFFENSIVE LINE COACH

Coaching Search Offensive Line Coach of the Week (Nov. 7)

2016 HONORS

BRENDAN MAHON, TACKLE

Pro Football Focus All-Big Ten First Team
PFF Team of the Week, Offensive Tackle (Oct. 5)
PFF Team of the Week, Offensive Tackle (Oct. 25)

CONNOR McGOVERN, GUARD

BTN.com All-Freshman Team Honorable Mention
Big Ten Freshman of the Week (Nov. 7)

TRACE McSORLEY, QUARTERBACK

Grange-Griffin Most Valuable Player (B1G Championship)
Campus Insiders Sophomore All-America Team Honorable Mention
All-Big Ten Second Team
AP All-Big Ten Second Team
Phil Steele All-Big Ten Second Team
Athlon Sports All-Big Ten Second Team
Athlon Sports Big Ten Breakout Player of the Year
Pro Football Focus All-Big Ten Second Team
ECAC Division I FBS All-Star Honorable Mention
CFPA National Performer of the Week (Dec. 4)
Big Ten Offensive Player of the Week (Nov. 28)
Rose Bowl Game Big Ten Player of the Week (Nov. 28)
Manning Stars of the Week (Nov. 28)
Academic All-Big Ten

SHAREEF MILLER, DEFENSIVE END

BTN.com Big Ten All-Freshman Team Honorable Mention

JOE MOORHEAD, OFFENSIVE COORDINATOR

Athlon Sports Big Ten Offensive Coordinator of the Year
Football Scoop Offensive Coordinator of the Year Finalist
Frank Broyles Award Nominee (Top Assistant Coach)

ANDREW NELSON, TACKLE

Academic All-Big Ten

PARIS PALMER, TACKLE

PFF Team of the Week, Offensive Tackle (Nov. 1)

BRENT PRY, DEFENSIVE COORDINATOR

Athlon Sports Coordinator of the Week, Defense (Oct. 23)

JOHN REID, CORNERBACK

Campus Insiders Sophomore All-America Team Honorable Mention
All-Big Ten Honorable Mention

MILES SANDERS, RUNNING BACK

BTN.com Big Ten All-Freshman Team Honorable Mention

EVAN SCHWAN, DEFENSIVE END

All-Big Ten Third Team
Phil Steele All-Big Ten Third Team

GARRETT SICKELS, DEFENSIVE END

All-Big Ten Second Team (Coaches), Third Team (Media)
Phil Steele All-Big Ten Third Team
Athlon Sports All-Big Ten Third Team
ECAC Division I FBS All-Star Honorable Mention

BRANDON SMITH, LINEBACKER

Pop Warner Award Finalist
Big Ten Defensive Player of the Week (Oct. 10)
CoSIDA Academic All-District™
Academic All-Big Ten

SEAN SPENCER, DEFENSIVE LINE COACH

Coaching Search Defensive Line Coach of the Week (Oct. 24)

GARRETT TAYLOR, CORNERBACK

Academic All-Big Ten

NYEEM WARTMAN-WHITE, LINEBACKER

Butkus Award Preseason Watch List (Top LB)

ROBERT WINDSOR, DEFENSIVE TACKLE

BTN.com Big Ten All-Freshman Team Honorable Mention

TYLER YAZUJIAN, SNAPPER

CoSIDA Academic All-America™ First Team
CoSIDA Academic All-District™
Big Ten Sportsmanship Award
Campbell Trophy Semifinalist (Top Scholar-Athlete)
Academic All-Big Ten

TEAM

Athlon Sports Team of the Week (Oct. 23)
FWAA Team of the Week (Oct. 24)
United States Sports Academy's Game of the Week (Dec. 5)

HONORS & AWARDS

DAVIS WINS VLADE AWARD

- **Tyler Davis** was recognized as the NCAA's most accurate kicker, as he was named the winner of the 2016 Vlade Award presented by The Touchdown Club of Columbus.
- The award is named for former Ohio State kicker Vlade Janakievski, who was one of the most accurate placekickers in Ohio State football history. The 2016 Vlade Award will be presented during the 62nd Touchdown Club of Columbus Awards on February 4, 2017 at Express Live! in downtown Columbus, Ohio.
- In 2016, Davis was perfect on 55 PAT attempts and accurate on 91.7 percent (22-of-24) of field goal tries, with both of his failed conversions coming on blocks. His field goal accuracy percentage enters the Rose Bowl above the program single-season record of 83.3 percent (Brett Conway, 1994; Joey Julius, 2015).

DAVIS NAMED BIG CO-SPECIAL TEAMS POTW

- Following the Rutgers game, junior kicker **Tyler Davis** was named Big Ten Co-Special Teams Player of the Week honors after going 4-for-4 on field goals and 3-for-3 on extra points.
- Despite windy conditions, Davis connected on all four of his field goal attempts (32, 34, 40, 32), setting a career high, to lead the Nittany Lions past Rutgers.
- With a trio of extra points, he scored a career-high 15 points against the Scarlet Knights.
- Davis also tied his season long with a 40-yard field goal in the second quarter.

GUARD EARNS RARE RECOGNITION

- Freshman guard **Connor McGovern** was named the Big Ten Freshman of the Week following the 41-14 win over Iowa. He was an anchor on the offensive line that paved the way for 599 yards of total offense.
- McGovern is the first offensive lineman in Penn State history to win a Big Ten weekly award.
- He is just the third offensive lineman to win conference weekly honors, joining Ohio State's Korey Stringer (11/21/94) and Michigan State's Sean Poole (11/13/04), who both won Offensive Player of the Week accolades. Stringer and Poole were both tackles.

SMITH TABBED FINALIST FOR POP WARNER COLLEGE FOOTBALL AWARD

- Junior walk-on LB **Brandon Smith** was one of five finalists for the Pop Warner College Football Award.
- The award was created the award in 2010 and is given to leaders who represented their university with excellence on the field, in the classroom, on campus and in the community.
- Smith started the season as the third-string Mike linebacker but was thrust into starting in the third game of the season due to a series of injuries to the three opening day starting linebackers.
- Smith has shined in his expanded role, ranking sixth on the team with 54 tackles and leading the squad with two interceptions. He also has a trio of pass breakups, 4.0 tackles for loss and an assisted sack.
- Smith was selected as the Big Ten Defensive Player of the Week after posting 14 tackles in a win over Maryland. His interception and 22-yard return on the first defensive possession of the second half at Purdue sparked a 45-7 second-half surge by the Nittany Lions.

YAZUJIAN NAMED ACADEMIC ALL-AMERICA

- For a second consecutive season, **Tyler Yazujian** was named to the CoSIDA Academic All-America™ team. He was a first team selection this season after earning second team honors last season.
- Penn State football student-athletes have earned 65 CoSIDA Academic All-America selections all-time, the second-highest total among all Football Bowl Subdivision (FBS) institutions, trailing only Nebraska.
- Yazujian was honored for his performance in the classroom and on the field.
- A trio of Nittany Lions – **Tyler Yazujian, Grant Haley,** and **Brandon Smith** – were selected to the CoSIDA Academic All-District™
- Yazujian has a 3.87 grade point average in IST – security and risk analysis. In addition to his CoSIDA Academic All-American and All-District accolades, Yazujian is a two-time Big Ten Distinguished Scholar and two-time Academic All-Big Ten choice. He is a seven-time Dean's List selection and has two perfect 4.0 GPA semesters. He has handled all of the long snapping duties each of the last three seasons. With his reliable snapping, kicker **Tyler Davis** having one of the most successful seasons by any Penn State kicker. Davis broke the school record earlier this season with 18 consecutive field goal attempts made.
- Haley owns a 3.39 grade point average in advertising and public relations. He was an Academic All-Big Ten choice a year ago. Haley has 27 tackles on the season. He also returned the field goal attempt that was blocked by **Marcus Allen** for a touchdown and the game-winning score against No. 2 Ohio State. Haley was named Big Ten Co-Special Teams Player of the Week with Allen after the OSU game. Haley was also the Rose Bowl Game Big Ten Player of the Week on Oct. 24.
- A native of Winfield, Pennsylvania, Smith has a 3.79 cumulative GPA in kinesiology and was named CoSIDA Academic All-District. He intends on becoming a pediatric oncologist. He is also active in the community. In addition to the numerous community service activities that he does as part of the Nittany Lions, Smith helps with his wife's non-profit organization, Honduran Soles, which provides shoes to kids that need them in various countries. He and his wife traveled to Honduras during spring break in 2015 and helped build a soccer field. He and his wife have volunteered at homeless shelters, and done other community work through their church, Revival Tabernacle, in Watsonstown, Pennsylvania, near his hometown.

WALKER AND MAXWELL AWARD SEMIFINALIST

- Barkley was among the 18 semifinalists for the Maxwell Award, given by the Maxwell Football Club to the National Player of the Year.
- Penn State is tied for the national lead among all colleges and universities with its seven Maxwell Award winners.
- Barkley was among the 10 semifinalists for the 2016 Doak Walker Award for the nation's top running back.
- Barkley was the only Big Ten running back on the list.
- Penn State's lone Doak Walker Award winner was Larry Johnson in 2002.
- The Doak Walker Award was created in 1989 to recognize the nation's premier running back for his accomplishments on the field, achievement in the classroom and citizenship in the community.



HONORS & AWARDS

BARKLEY COLLECTS PRESEASON HONORS

- Barkley was among the 10 players named to the Big Ten preseason honors list, as selected by the conference's media members.
- Big Ten Preseason Honorees**
- EAST DIVISION**
 Jabrill Peppers, Jr., LB/DB, Michigan
 Malik McDowell, Jr., DL, Michigan State
 J.T. Barrett, Jr., QB, Ohio State
 Raekwon McMillan, Jr., LB, Ohio State
- Saquon Barkley, So., RB, Penn State**
- WEST DIVISION**
 C.J. Beathard, Sr., QB, Iowa
 Desmond King, Sr., DB, Iowa
 Justin Jackson, Jr., RB, Northwestern
 Anthony Walker Jr., Jr., LB, Northwestern
 Corey Clement, Sr., RB, Wisconsin

NITTANY LIONS GREATS ON HALL BALLOT

- First-team All-Americans Kerry Collins, D.J. Dozier and Steve Wisniewski have been selected for the national ballot for the National Football Foundation's College Hall of Fame Class of 2017. They have an opportunity to join 18 former Nittany Lion players and five Penn State coaches who have been inducted into the Hall.
- Also on the Hall ballot is former Nittany Lion student-athlete Glenn Killinger, who is among the candidates for the divisional coach Class of 2017. Killinger was inducted into the Hall of Fame as a player in 1966.
- Linebacker Shane Conlan was inducted into the Hall in 2014 and running back Curt Warner was enshrined in the Hall of Fame in 2010. Late head coach Joe Paterno was inducted in 2007. They are Penn State's most recent Hall of Fame inductees.
- Former Nittany Lion Bill Bowes was enshrined on Dec. 6, 2016 as a coach for his career at New Hampshire.
- The 2017 College Football Hall of Fame Class will be announced on January 6, 2017 in Tampa, Florida, in conjunction with the College Football Playoff. A total of 75 players and six coaches from the Football Bowl Subdivision are on the 2017 ballot.
- Collins helped PSU earn a 40-9 record from 1991-94 and was instrumental in the Lions earning a 22-2 overall mark (14-2 conference) during their first two years in the Big Ten. The recipient of the 1994 Maxwell Award as the National Player of the Year, he helped Penn State win three New Year's Day bowl games: the 1992 Fiesta, 1994 Citrus and 1995 Rose Bowls.
- A tailback, Dozier earned first-team All-America honors from the Walter Camp Football Foundation in 1986. Dozier is the only Nittany Lion to lead the team in rushing four consecutive seasons, doing so from 1983-86. He ranks fifth on the school career rushing yardage list with 3,227 yards, scoring 25 touchdowns and averaging 5.2 yards per attempt. Wisniewski was a three-year starter at guard who would go on to become an All-Pro lineman in the NFL. He was one of two sophomores to start on the 1986 National Championship team and he opened holes for two first-team All-America running backs, Blair Thomas (1987) and Dozier (1986). He is one of just four PSU offensive linemen to earn a pair of first-team All-America honors. A 1988 team captain, Wisniewski is one of just two offensive linemen to earn Penn State's team MVP honor since its creation in 1978.

BARKLEY, SICKELS AND McSORLEY EARN TOP AWARDS AT BANQUET

- Saquon Barkley, Garrett Sickels and Trace McSorley** were among the award winners at State College Quarterback Club's annual banquet honoring the Penn State football team.
- Winner of the Big Ten's Offensive Player of the Year, Running Back of the Year and Silver Football awards, Barkley was selected the Nittany Lions' Most Valuable Player. A second-team All-Big Ten honoree, Sickels was honored as the Most Valuable Defensive Player, while the Nittany Lions' record setting quarterback and Big Ten Championship game MVP McSorley was selected Penn State's Most Valuable Offensive Player.
- A crowd of nearly 700 filled the main ballroom at the Penn State Conference Center Hotel to honor 18 seniors and the 2016 squad.
- In addition to the player awards (see below), former Nittany Lion guard Marco Rivera was presented the Alumni Athlete Award. A letterman from 1992-95, Rivera was an All-Big Ten second team selection for Penn State's Big Ten Championship team in 1994. He also played in the 1996 Senior Bowl. A sixth round draft pick in the 1996 NFL Draft, Rivera played 11 years in the NFL for the Green Bay Packers (1996-2004) and Dallas Cowboys (2005-06). He was a three-time Pro Bowl selection and a two-time All-Pro honoree. He also won Super Bowl XXXI as a member of the Packers. Rivera was inducted into the Green Bay Packers Hall of Fame in 2011.
- A complete listing of all the award winners at Sunday's State College Quarterback Club banquet:
- Lions' Pride Outstanding Senior Player Award (greatest career contribution to Penn State Football) – LB **Brandon Bell**
- Most Valuable Player – RB **Saquon Barkley**
- Most Valuable Offensive Player – QB **Trace McSorley**
- Most Valuable Defensive Player – DE **Garrett Sickels**
- Captain's Award – LB **Brandon Bell**, OL **Brian Gaia**, LB **Von Walker**
- Ridge Riley Award (senior for "sportsmanship, scholarship, leadership and friendship") – WR **Gregg Garrity**
- Dick Maginnis Memorial Award (outstanding offensive lineman) – C **Brian Gaia**
- Bob Mitinger Memorial Award (senior who exhibits courage, character and social responsibility) – LB **Von Walker**
- Reid-Robinson Award (outstanding defensive lineman). Named in honor of two of Penn State's most acclaimed defensive linemen, Dave Robinson and Mike Reid – DE **Evan Schwan**
- John Bruno Memorial Award (outstanding member of special teams) – K **Tyler Davis**
- Iron Lion Award (strength and conditioning). Awarded to the player who demonstrates the cornerstone of the Penn State Football strength and conditioning program -- intensity and consistency – OL **Derek Dowrey**
- Outstanding Run-on Award (Run-on player who exemplifies total commitment, loyalty, hard work and courage) – OL **Tom Devenney**
- Quarterback Club Special Awards – S **Malik Golden**, CB **Jordan Smith**, OL **Paris Palmer**
- Football Letterman's Club Joe and Sue Paterno Post-Graduate Scholarship (\$5,000 Scholarship to a senior to provide recognition and financial assistance for graduate school) – WR **Gordon Bentley**
- The Nittany Lion Club Academic Achievement Award (senior with highest GPA) – SN **Tyler Yazujian**
- Highest Academic Average – WR **Gordon Bentley**
- Public Service Award – OL **Charlie Shuman**
- Scout Team Special Teams Player of the Year – WR **Josh McPhearson**
- Scout Team Defensive Player of the Year – DE **Shaka Toney**, CB **Desi Davis**
- Scout Team Offensive Player of the Year – offensive lineman **Alex Gellerstedt**, running back **Irvine Paye**
- Football Support Staff member of the Year – video director **Jevin Stone**

CLASSROOM SUCCESS

ACADEMIC ALL-BIG TEN

- A total of 19 football student-athletes earned Academic All-Big Ten honors for 2016.
- To be eligible for Academic All-Big Ten selection, students must be letterwinners who are in at least their second academic year at their institution and carry a cumulative grade-point average of 3.0 or higher.
- Four of the 19 also earned All-Big Ten honors: C **Brian Gaia**, TE **Mike Gesicki**, WR **Chris Godwin** and QB **Trace McSorley**.
- Thirteen of the 19 started at least one game this season, while **Tyler Yazujian** has been the starting long snapper.

2016 Academic All-Big Ten

Gordon Bentley	Sr.	Finance
Saeed Blacknall	Jr.	Telecommunications
Manny Bowen	So.	Division Of Undergraduate Studies
Ryan Buchholz	So.	Division Of Undergraduate Studies
Jake Cooper	So.	Communications
Brian Gaia	Sr.	Labor & Employment Relations
Gregg Garrity	Sr.	Advertising/Public Relations
Mike Gesicki	Jr.	Advertising/Public Relations
Chris Godwin	Jr.	Telecommunications
Chris Gulla	Sr.	Finance
Grant Haley	Jr.	Advertising/Public Relations
DaeSean Hamilton	Sr.	Telecommunications
Juwan Johnson	So.	Theatre
Zach Ladonis	Sr.	Aerospace Engineering
Trace McSorley	Jr.	Accounting
Andrew Nelson	Sr.	Kinesiology
Brandon Smith	Sr.	Nutritional Sciences
Garrett Taylor	So.	Communications
Tyler Yazujian	Sr.	Information Sciences & Technology

DEGREES ON THE WALL

- Seven Penn State student-athletes earned their undergraduate degrees prior to the season and worked on graduate degrees this past semester.
- They are: G/C **Derek Dowrey** (journalism/telecommunications), G/C **Brian Gaia** (business management/labor and employment relations), S **Malik Golden** (telecommunications/journalism), WR **Cody Hodgens** (exercise science), C **Wendy Laurent** (economics/labor and employment relations), DE **Evan Schwan** (economics) and LB **Nyeem Wartman-White** (telecommunications/journalism).
- Dowrey and Golden earned their second degrees in December.
- An additional nine Nittany Lions earned their undergraduate degrees in December. They are: LB **Brandon Bell** (telecommunications), WR **Gregg Garrity** (advertising and public relations), P **Chris Gulla** (finance), WR **DaeSean Hamilton** (advertising and public relations), T **Paris Palmer** (telecommunications), P **Daniel Pasquariello** (economics), LB **Brandon Smith** (movement science), CB **Jordan Smith** (broadcast journalism) and LB **Von Walker** (advertising and public relations)

POINTS IN THE CLASSROOM

- The Penn State football team continued to excel in the classroom during the 2015 fall semester with a record 56 squad members earning at least a 3.0 grade-point average.
- This marked the fifth consecutive semester (including summer sessions) the Nittany Lions have had more than 50 student-athletes with a 3.0 GPA or better.
- The 56 Lions with a 3.0 GPA or higher surpasses the mark of 55 set by the 2008 fall semester for the most 3.0s in a semester in program history.
- A total of 23 Nittany Lions posted a 3.5 GPA or higher in the fall semester, with 19 earning Dean's List recognition for having 3.5 GPA or higher with 12 credits earned in undergraduate work.
- The Nittany Lion freshmen were impressive in the fall semester with 14 posting a 3.0 or higher.
- Overall, 51 football student-athletes own a 3.0 cumulative GPA or higher after the fall semester, with 21 posting a 3.5 cumulative GPA or higher.
- The fall semester also saw 45 student-athletes improve their cumulative GPA since the 2015 spring semester.

TARGETING GODWIN

- WR **Chris Godwin** was named to the All-Big Ten third team (coaches) and was a media honorable mention.
 - Godwin had three catches against Wisconsin for 33 yards to move into 17th place on Penn State's single season receiving yards list with 795 yards.
 - Godwin also moved into a tie for seventh place on Penn State's career receptions list (144) with Derek Moyer (2008-11).
 - Godwin has made four or more catches in 20 of his last 27 games dating back to 2014. He has at least one catch in 36 of 38 career games.
 - Godwin ranks fifth in Penn State history with 2,217 career receiving yards. He trails Derek Moyer (2008-11) for fourth (2,395).
 - At Indiana, Godwin became the eighth player in Penn State history to surpass 2,000-career receiving yards.
 - Against Michigan State, Godwin had his eighth career 100-yard receiving game, which is tied for fourth at Penn State with Bryant Johnson (1999-2002).
 - In 2015, Godwin became just the third player in school history to register 1,000 receiving yards in a season, joining Allen Robinson (2012, 2013) and Bobby Engram (1994, 1995) as the players to accomplish the feat. It was Penn State's fifth 1,000-yard performance in a season.
- See Record Watch on Page 32-33.**

GODWIN FINDING THE END ZONE

- WR **Chris Godwin's** two touchdown catches in the third quarter against Michigan State give him nine touchdown receptions this season, which is the best mark by a junior at Penn State. The record was previously held by Derek Moyer (8) in 2010.
 - Godwin's nine touchdown receptions rank third in the Big Ten and 32nd in FBS.
- See National Nits on Page 12.**
- Godwin has 16 career touchdown receptions, which is tied for sixth in the Penn State annals with O.J. McDuffie (1988-92).
- See Record Watch on Page 32-33.**
- Against Michigan State, Godwin had two touchdown catches in a game for the fourth time in his career and the third time this season (Purdue and Indiana).

DEEP THREAT DEPTH

- WR **Chris Godwin** (133) and **DaeSean Hamilton** (148) are just the second Penn State group to total 100 or more career receptions at the same time, and one of seven active duos in FBS.
- Derrick Williams, Deon Butler and Jordan Norwood (all played 2005-08) are the only other group in program history to complete the feat.

HAMILTON HAULING IT IN

- WR **DaeSean Hamilton** had eight catches for 118 yards against Wisconsin, which ranks second in Big Ten Championship game history behind Keshawn Martin's nine catches in 2011 for Michigan State.
 - Hamilton posted his fifth career 100-yard receiving performance, but his first since the Ohio State game in 2014.
 - Hamilton moved into moved into 10th place on Penn State's career receiving yards list with 1,985 markers, and into a tie for fourth in career receptions with 161.
 - Against Iowa, Hamilton's 34-game catch streak ended. It was the longest streak at Penn State since Bobby Engram (1993-95) caught at least one pass in 36-straight games.
 - The streak ranked as the 12th-longest active streak in FBS when it was snapped.
- See Record Watch on Page 32-33.**

BLACKNALL BREAKS OUT

- WR **Saeed Blacknall** had career highs in receptions (6), yards (155) and touchdowns (2) in the Big Ten Championship game. It was his second career 100-yard game.
- Blacknall entered the game with just nine catches for 192 yards and one touchdown in eight games.
- Blacknall caught his fourth and fifth career touchdown passes and his second and third of the season on a 40-yard reception in the second quarter and a career-long 70-yard catch in the third quarter.
- The 70-yard McSorley to Blacknall pass is the third-longest passing play in Big Ten Championship game history.
- Blacknall's 155 receiving yards are a Big Ten Championship game record, passing the previous mark set by Ohio State's Devin Smith (137) against Wisconsin in 2014. It also ranks 19th on Penn State's single game list.
- Blacknall's two touchdowns are second in Big Ten Championship game history, behind the three touchdown receptions by OSU's Smith in 2014 and Michigan State's B.J. Cunningham in 2011.
- Blacknall (155) and Hamilton (118) gave Penn State a pair of 100-yard receivers in the same game for the first time since the Rutgers game in 2014 (Geno Lewis & Hamilton).
- Blacknall is averaging 23.1 yards per reception on 15 receptions this season.

GESICKI SETS TIGHT END RECORDS

- Junior TE **Mike Gesicki** was tabbed for the All-Big Ten second team by the media and was an honorable mention for the coaches.
- See Honors and Awards on Page 16-19.**
- Gesicki made his fifth career touchdown catch and fourth of the season on a 33-yard pass from QB **Trace McSorley** in the first quarter of the Big Ten Championship game. It was his first career touchdown outside of Beaver Stadium.
 - Gesicki has 668 yards receiving for the season, which breaks the Nittany Lion single season mark for a tight end. The previous high was 600 yards by Mickey Shuler in 1977.
 - Gesicki also has a school record 47 receptions on the season. With five receptions at Rutgers, Gesicki broke the TE school season receptions record. The previous mark of 41 was set by Andrew Quarless in 2009.
 - Gesicki tied his career mark with five receptions against Rutgers. He has had five receptions on three other occasions, all this season.
 - His reception total (47) ranks first in the Big Ten and seventh in FBS amongst TEs, while his receiving yard total (668) leads the Big Ten and ranks fourth in FBS.
- See National Nits on Page 12.**
- Gesicki leads all tight ends with five catches of 40 or more yards. He caught a 52-yard reception against Temple, a 53-yarder against Minnesota, a 44-yarder against Iowa, a 45-yarder at Indiana and a 45-yarder against Michigan State.
 - Gesicki has a career-high four touchdowns this season, most recently catching a 33-yarder against Wisconsin.
 - Gesicki's receptions (47), receiving yard (668) and receiving touchdown (4) figures rank second amongst all receivers for Penn State.
 - Gesicki has had at least 23 receiving yards in each game this season.
 - His four catches for 46 yards against Ohio State were team highs in that game.
 - Against Indiana, Gesicki set a career high of 88 yards receiving. He also matched his career high of five receptions.
 - Gesicki's five-reception, 70-yard performance against Minnesota included a career-long 53-yard catch.
 - Gesicki earned a spot on the Mackey Award Midseason watch list. He was previously nominated for the preseason watch list. The Mackey Award is given annually to the most outstanding collegiate tight end.

THOMPKINS GOING LONG

- Sophomore WR **DeAndre Thompkins** ranks fourth in the Big Ten and 42nd in the FBS averaging 17.2 yards per reception.
- See National Nits on Page 12.**
- Thompkins caught a career-long 70-yard pass for his second career touchdown at the end of the third quarter against Maryland. He ended the game matching his career high for receptions (4) and setting a career high for receiving yards (91).
 - He had a career-high 87 receiving yards at Pitt, highlighted by a one-handed, over the shoulder 39-yard catch deep in Pitt territory that setup a touchdown run. Thompkins also made a 34-yard reception on fourth-and-16 during Penn State's final drive, moving Penn State into Pitt territory.
 - Thompkins entered the season with three career grabs for 33 yards. He has 19 catches for a team-high 353 yards this season.

GREAT START

- Redshirt freshman WR **Irvin Charles** made his first career catch an 80-yard touchdown in the third quarter against Minnesota.
- It was Penn State's first touchdown of the game and was the first of three straight scoring drives that swung momentum back in Penn State's favor.
- Charles is the first PSU wide receiver to catch a TD for his first career reception since Justin King had a 59-yard scoring grab on his first reception. King's pass came from Michael Robinson vs. Cincinnati in 2005.
- Charles joins the running back duo of **Saquon Barkley** and **Mark Allen** as current Penn Staters with a touchdown on their first career reception.
- Charles' catch was the longest for a Penn State player since Derek Moyer's 80-yarder from Rob Bolden vs. Illinois on Oct. 9, 2010.

EQUAL OPPORTUNITY

- A key stat illustrating Penn State's depth at the receiver position and versatility out of the backfield is that 2016 marks the first season since 1971 that 10 different Nittany Lions have caught a touchdown reception.
- The 2016 Nittany Lions with receiving touchdowns are: **Chris Godwin** (9), **Mike Gesicki** (4), **Saquon Barkley** (3), **Saeed Blacknall** (3), **DaeSean Hamilton** (1), **DeAndre Thompkins** (1), **Mark Allen** (1), **Irvin Charles** (1), **Andre Robinson** (1) and **Miles Sanders** (1).
- In 1971 it was: Bob Parsons (5), Lydell Mitchell (3), Scott Skarzynski (1), Franco Harris (1), Chuck Herd (3), Jim Scott (1), Glenn Cole (1), Bob Nagle (1), Steve Stillely (1) and Gary Debes (1).

LINEBACKER U

QUINTET OF LBs OUT FOR THE SEASON

- Five Nittany Lion linebackers are out for the season due to injury.
- Senior LB **Von Walker** was injured at Rutgers. He had previously only missed two games in his career and none since the Indiana game in 2014, ending a streak of 28 consecutive games played.
- Senior LB **Nyeem Wartman-White** was injured during the Temple game. He also missed nearly the entire 2015 season with an injury suffered in the opener against the Owls.
- Redshirt freshman **Jan Johnson** was injured at Michigan in his first collegiate football action.
- Sophomore **Jake Cooper** and junior transfer **Jason Vranic** are also both out for the season.

UNDERCLASSMEN AT LINEBACKER U

- With injuries plaguing Penn State's starting linebackers early in the season, many young and inexperienced players saw action they otherwise would not have.
- Sophomore LB **Manny Bowen** ranks tied for fourth on the team in tackles with 68 and has started since the second game of the season.
- Bowen is tied for second on the team and first among the linebackers with 8.5 TFL. He also owns two sacks and two pass breakups.
- Against Ohio State, Bowen had a career-high 11 tackles. He notched seven earlier this season vs. Minnesota.
- Sophomore LB **Koa Farmer** made his first career start at linebacker against Maryland. He had been a safety previously.
- Farmer earned his first career sack and forced fumble in the second quarter against Maryland. He ended the day with career highs in tackles (5), tackles for loss (1.5), sacks (1) and forced fumbles (1).
- Farmer has 3.0 sacks on the season, including one in the Big Ten Championship game.
- True freshman **Cam Brown** made 10 tackles at Michigan in his first significant action, which earned him his first starting nod the following week against Minnesota at the same linebacker spot.
- The last true freshman to make at least 10 tackles in a game was **Marcus Allen** with 11 against Ohio State in 2014. The last true freshman linebacker with at least 10 tackles was Khairi Fortt against Illinois in 2010.
- Brown blocked a punt against Ohio State.

WALK-ON TO AWARD WINNER

- The **Brandon Smith** story continues to grow, as the former walk-on has secured a vital role at linebacker, even with the return of prior starters from injury.
- Pressed into action against Temple when injuries hit Linebacker U, Smith made eight tackles, after having just one career stop entering the game. Smith also added his first career tackle for loss, a combined stop with **Torrence Brown** in the fourth quarter.
- Entering the Temple game, Smith had played three defensive snaps (all in 2016) and 44 total career snaps.
- Smith received the chance to start at Michigan and made two tackles, including one for loss, in the first quarter, but was disqualified on the first play of the second quarter for targeting. The Big Ten later announced that the call should have been reversed by the replay official.
- Smith was back in the starting lineup against Minnesota and made seven tackles, including an assist on a TFL and a pass breakup.
- He was named the Big Ten Player of the Week following the Maryland game, as he made a career-high 14 tackles and his first interception.
- Smith leads the team with two interceptions after pulling in another at Purdue.
- At Indiana, he broke up a fourth-and-1 passing play at the goal line.
- At Rutgers, he was in on his first sack, assisting on one late in the fourth quarter.

LINEBACKER U ON THE MEND

- In the seven games since linebackers **Brandon Bell** and **Jason Cabinda** and returned from injury, the duo leads the Nittany Lions with 70 and 59 tackles, respectively. **Marcus Allen** is third over the stretch with 44 tackles.
- Cabinda was named third-team All-Big Ten by the coaches and an honorable mention by the media. Bell was tabbed by both as an honorable mention.
See Honors and Awards on Page 16-19.
- Despite missing 4.5 games, Bell ranks second on the team with 87 tackles, trailing leading tackler Allen (101) by 14.
- Bell matched his career high for tackles in a game with 18 against Michigan State.
- Bell's 13 tackles against Wisconsin ties the Big Ten Championship game record with the mark set by Chris Borland of Wisconsin (2012 vs. Nebraska) and Isaiah Lewis of Michigan State (2013 vs. Ohio State). His 10 solo tackles equal the Big Ten Championship game record set by Ryan Shazier of Ohio State vs. Michigan State in 2013. It was Bell's third double-digit tackle performance of the season.
- Cabinda and Bell were sensational in their return from injury against Ohio State, as they combined for 31 tackles, 2.0 sacks and 3.0 tackles for loss. Bell had a career-high 18 to best his previous high of 13 against Ohio State in 2014, while Cabinda had 13 and tied his career high with 2.0 tackles for loss, equaling the mark he had against Army last season.
- Cabinda had missed five games, only playing in the season opener against Kent State, while Bell had missed 4.5 games, leaving with an injury during the second game of the season at Pitt.
- Penn State's linebackers had a tough go early in the season. For three games (at Michigan, Minnesota, Maryland), Penn State was without its starting linebacker trio of Cabinda, **Nyeem Wartman-White** and Bell due to injuries.
- Wartman-White is out for the season due to an injury suffered in the third game of the season.
- The trio owned a combined 63 career starts, while their replacements, sophomores **Manny Bowen** (2 starts) and **Jake Cooper** (2 starts) and junior **Brandon Smith**, had just four combined career starts entering the Michigan game. Three of Bowen and Cooper's starts came in the previous two weeks.
- Penn State again had just four career starts amongst its linebackers entering the Minnesota game, as Bowen (3) and Smith (1) were joined by **Cam Brown**, who made his first career start.
- Smith was disqualified on the first play of the second quarter at Michigan due to a targeting penalty, and his replacement, **Jan Johnson**, then suffered a season-ending injury later in the quarter. It was Johnson's first career game. The targeting call was later announced as incorrect by the Big Ten.
- The five linebackers missed a combined 16.5 games in the first six weeks.
 - Jason Cabinda - 5 games
 - Brandon Bell - 4.5 games
 - Nyeem Wartman-White - 3.75 games
 - Brandon Smith - 0.75 game
 - Jan Johnson - 2.5 games
- Cabinda and Wartman-White were both named to the 2016 Butkus Award Watch List prior to the season. The award, named in honor of legendary linebacker Dick Butkus, annually recognizes the nation's top collegiate linebacker.
- Wartman-White had a strong return after missing nearly all of the 2015 season with an injury. He had 14 tackles, including 3.5 tackles for loss and a half-sack. He also had two pass breakups.
- In 2014, Wartman-White ended the season as the team's second-leading tackler behind All-American Mike Hull. His 75 tackles in 2014 more than doubled his previous career high, with his 6.2 stops per game ranking 28th in the conference.

HISTORIC WIN

RANKING THE WIN OVER NO. 2 OHIO STATE

- Penn State defeated a top-2 team for the first time since winning at No. 1 Notre Dame, 24-21, in 1990.
- Penn State had not beaten a top-2 team at home since beating No. 2 Nebraska, 27-24, in 1982.
- The last and only other time Penn State had defeated a top-2 team when it was unranked was Nov. 7, 1964 when it defeated No. 2 Ohio State in Columbus, 27-0.
- The highest ranked team Penn State had defeated at home when it was unranked was No. 3 Alabama, 34-28, on Oct. 8, 1983.
- The last time Penn State defeated a Top 5 team when it was unranked was two weeks after the Alabama win in 1983, as the Nittany Lions downed No. 5 West Virginia, 41-23, on Oct. 22, 1983.
- PSU had not defeated a Top 5 team since beating No. 4 Arizona in the Pigskin Classic, 41-0, in 1999.
- Penn State beat a ranked opponent for the first time since No. 14 Wisconsin, 31-24, in 2013, and did so at home for the first time since No. 18 Michigan, 43-40, in four overtimes on Oct. 12, 2013.
- It was head coach James Franklin's second win over a ranked opponent and his first with Penn State. He guided Vanderbilt past No. 15 Georgia.

MISCELLANY

- Penn State won when trailing going into the fourth quarter by at least 14 points for the first time since at least 1967. The Nittany Lions trailed Michigan State by 13 points (37-24) in 1993 entering the fourth quarter. Penn State won the game 38-37.
- Penn State committed just one penalty for 5 yards in the win over Ohio State. It was the fewest committed since having one for 10 yards against Minnesota in 2014, and the fewest yards since having one for 5 yards against Alabama in 2010.
- The FVAA recognized Penn State as its National Team of the Week for the fourth time since the award was started in 2002.
- Three of the four FVAA honors have been for Penn State wins over Ohio State.

Penn State FVAA Nat'l Team of the Week Awards

Weekend	Opponent	Score
Oct. 8, 2005	No. 6 Ohio State	W, 17-10
Oct. 25, 2008	No. 9 Ohio State	W, 13-6
Nov. 24, 2012	No. 14 Wisconsin	W, 24-21 (OT)
Oct. 22, 2016	No. 2 Ohio State	W, 24-21

- Then-No. 2 Ohio State was the second Top 5 ranked team Penn State faced this season. The Nittany Lions faced then No. 4/5 Michigan on Sept. 24.
- The last time Penn State faced multiple Top 5 teams was 2006 when it met No. 4 Notre Dame, No. 1 Ohio State and No. 4 Michigan. Prior to 2006, Penn State had not faced multiple Top 5 teams during the regular season since 1983.
- Penn State last won a game with eight or fewer completions in 2003 vs. Temple, when the Nittany Lions defeated the Owls, 23-10, and had only six completions.
- According to overnight Nielsen TV ratings, over 6 million people watched Penn State's thrilling come-from-behind win over then-No. 2 Ohio State on ABC.
- It was the most-watched broadcast television show on broadcast TV during the primetime slot. Viewership peaked at a 5.8 rating from 11:30-11:45 p.m. and garnered a 4.2 overall.

OHIO STATE STREAKS HALTED

- Before the loss to the Nittany Lions, Ohio State had won 78-straight games when leading by 14 in the fourth quarter since 2004.
- Penn State snapped Ohio State's streak of 20 consecutive true road wins under Urban Meyer. Ohio State last lost on the road at Michigan in the 2011 season finale.
- Penn State held Ohio State scoreless in the first quarter, the first team to shut out the Buckeyes in any quarter this season.
- The Nittany Lions held the Buckeyes scoreless in two quarters for the first time since Michigan State last season, which was Ohio State's last loss.

COMMUNITY SERVICE

LIFT FOR LIFE A SUCCESS

- Penn State football student-athletes have raised more than \$84,000 for rare disease research and patient programs since July.
- Nearly \$1.2 million has been raised in the battle against rare diseases by Penn State Uplifting Athletes since the inaugural Lift for Life was held in 2003. The inaugural event raised just under \$13,000.
- Founded by Penn State Football teammates Scott Shirley, Dave Costlow and Damone Jones in 2003, Lift for Life has benefitted cancer research and the rare disease community. The event is organized by Penn State Football Uplifting Athletes. Penn State football team members serving as 2016 Uplifting Athletes officers are: defensive end **Garrett Sickels**, president/director of operations; offensive lineman **Ryan Bates**, director of player relations for underclassmen; linebacker **Jason Cabinda**, co-director of player logistics; offensive lineman **Tom Devenney**, secretary; quarterback **Trace McSorley**, co-director of player logistics; and offensive lineman **Andrew Nelson**, treasurer. Additionally, linebacker **Brandon Bell**, safety **Joe Berg**, offensive lineman **Brian Gaia**, wide receiver **Gregg Garrity**, cornerback **Grant Haley** and offensive lineman **Charlie Shuman** will serve on the executive committee.
- A nonprofit organization founded in 2007, Uplifting Athletes inspires the rare disease community with hope through the power of sport. A rare disease is one that affects fewer than 200,000 Americans and typically lacks financial incentive to make and market new treatments. With a network of university chapters run by current college football student-athletes that spans all major conferences, Uplifting Athletes has had an economic impact of more than \$400 million on the rare disease community. For more information about Uplifting Athletes, visit www.upliftingathletes.org.
- The Uplifting Athletes Chapters are: Penn State, Arizona, Colgate, Illinois, Penn, Northern Arizona, Northwestern, Princeton, Syracuse, Baylor, Florida State, Maryland, Notre Dame, St. Francis (Pa.), Boston College, Fordham, Nebraska, South Carolina, Washington, Clemson, NC State, Stony Brook and Georgia Tech. Each chapter is inspired by patients from approximately 7,000 rare diseases (such as ALS, Aplastic Anemia, Castleman's Disease, cystic fibrosis, Ehlers-Danlos, Ewing's Sarcoma, Fanconi Anemia, Kidney Cancer, Leukemia, MS, Neuroblastoma, pediatric brain cancer etc.).

LIONS BRING SMILES TO HERSHEY

- When a football player walks through a door, chances are he will be the strongest and toughest person in the room. But that was not the case in July. Approximately 100 members of the team and head coach James Franklin visited with several of the young patients at the Penn State Hershey Children's Hospital.
- Three bus loads made the two-hour trek across central Pennsylvania for a third consecutive year. After a rousing welcome, the Lions were able to bring smiles to the faces of many young fans as they spread out in smaller groups throughout the hospital.
- "Honestly, [the trip] makes my year," said senior defensive lineman **Evan Schwan**. "I always say, this trip and the Athlete Hour we have at THON are my favorite times of the year. Just seeing the smiles that we can put on these kids faces, even if it just makes them happy for a little bit, because they are going through so much stuff."
- Several groups of players visited with patients in their rooms in various sections of the hospital. Other groups spent time engaging with patients in the Tree House Cafe where they signed autographs, played games and helped with arts and crafts projects.

STRONG DEFENSE

BIG DEFENSIVE PERFORMANCES

- The Nittany Lions allowed just three points in the second half against Wisconsin. Penn State last allowed a second-half touchdown at Indiana with 11:06 remaining in the fourth quarter.
- Penn State did not allow a touchdown in its last two games (Michigan State and Rutgers). The Nittany Lions yielded four field goals in the first half against the Spartans and shutout the Scarlet Knights.
- It is the first time since 2009 that Penn State has held teams out of the end zone in back-to-back games. It held Eastern Illinois to three points (October 10; 52-3) before shutting out Minnesota (October 17; 20-0) on Homecoming.
- Moreover, the last time Penn State held back-to-back Big Ten opponents without a touchdown was Oct. 21 (vs. Illinois; 26-12) and Oct. 28 (at Purdue; 12-0).
- Penn State shutout Rutgers 39-0 for its first shutout since a 39-0 home victory over Illinois last season. The last time Penn State shutout an opponent in back-to-back seasons was 2009 and 2010.
- The 39-point shutout win is Penn State's largest road shutout victory since joining the Big Ten in 1993.
- It was the largest road shutout since blanking Navy, 39-0, in 1973.
- It was Penn State's seventh Big Ten shutout (against 6 different teams) and the first time doing so in consecutive seasons:

Big Ten Shutouts

1993, 31-0 at Iowa
1998, 27-0 vs. Illinois
2002, 49-0 vs. Northwestern
2006, 12-0 at Purdue
2009, 20-0 vs. Minnesota
2015, 39-0 vs. Illinois

2016, 39-0 at Rutgers

- The Nittany Lions allowed just 87 yards of offense to the Scarlet Knights, the fewest given up in a Big Ten game by a Penn State team.
- The 87 yards allowed are the fewest in a game overall since giving up 74 yards versus Temple in 2006.
- Penn State gave up just five first downs to Rutgers, the fewest surrendered in a Big Ten game in program history.
- The five first downs allowed are the fewest in any game since giving up two first downs versus Temple in 2006.
- Penn State posted its first first-half shutout of the season at Rutgers.

SLOWING THE BUCKEYES

- Penn State held Ohio State to a season low 21 points, well below the Buckeyes' average of 49.3 entering the game. The Buckeyes' ground game was held to 168 yards, well below its previous average of 300.5.
- The Nittany Lion defense held Ohio State scoreless in two quarters for the first time since the Michigan State game last season.
- According to ESPN Stats & Info, Ohio State QB J.T. Barrett was sacked or under duress on 44 percent of his dropbacks, the second-most in his career.
- The Nittany Lion defense had a season-high 11.0 tackles for loss. It was also the most TFLs for Penn State since Maryland (11.0) last season.
- The 11.0 tackles for loss were the most yielded by the Buckeyes since giving up 11.0 TFL vs. Alabama on Jan. 1, 2015.
- The 6.0 sacks given up by Ohio State were the most since yielding 7.0 against Virginia Tech on Sept. 6, 2014. Entering the Penn State game, the Buckeyes had only surrendered five sacks all season, but allowed five in the second half alone.

TAKEAWAYS

- **S Troy Apke** recovered his first career fumble in the third quarter against Michigan State.
- Penn State has forced 20 turnovers this season and converted them into 76 points.
- Over the past nine games, the Nittany Lions have forced 14 turnovers, resulting in 56 points.
- Despite forcing two fumbles at Rutgers and in the Big Ten Championship game, Penn State did not record a takeaway in either for just the fourth time all season (Michigan, Ohio State).
- The week prior to the Rutgers contest, the Nittany Lions pulled in a season-high five turnovers (all fumbles) at Indiana, the most since forcing five against Maryland last season. Penn State last recovered five fumbles in a game versus FIU in 2007.
- The Nittany Lions have three touchdowns (1 INT, 2 fumble returns) on defense and special teams defense this season, the most since the 2005 team had four (1 INT, 3 fumble returns).
- Against Indiana, DE **Torrence Brown** had his third career fumble recovery and second of the season in the fourth quarter. He returned it nine yards for his first career touchdown to seal the 14-point victory. S **Malik Golden** forced his first career fumble and S **Marcus Allen** made his third fumble recovery in the first quarter. DT **Kevin Givens** recovered his second fumble of the season in the second quarter. DE **Shareef Miller** forced his first career fumble and Golden made his first career fumble recovery in the second quarter. CB **Christian Campbell** recovered his first career fumble on a botched Indiana punt return at the IU 6-yard-line in the second quarter.
- Penn State has interceptions in seven of 12 games this season, most recently with Apke earning his first career interception against Iowa.
- Junior LB **Brandon Smith** leads the team with two interceptions. He collected his first career interception in the first quarter against Maryland and his most recent on the first drive of the third quarter against Purdue.
- Sophomore CB **John Reid**'s first interception of the season against Temple marked the fourth straight game with an interception by Penn State. PSU last had four straight games with an interception last season: at Maryland (3), 10/24; Illinois (1), 10/31; at Northwestern (1), 11/7; and Michigan (1), 11/14.
- Penn State had at least one interception and one fumble recovery in its first two games. It is the first time since 2012 (at Virginia and vs. Navy) that Penn State has had back-to-back games with both a pick and fumble recovery.
- Sophomore CB **Amani Oruwareye** notched the first interception and first touchdown of his career early in the third quarter against Kent State.
- Prior to Oruwareye's 30-yard return, the last Penn State interception return for a touchdown was in 2014, when Grant Haley returned an interception 30 yards for a score against Temple.

STOPS BEHIND THE LINE

- Penn State's defense posted 10.0 tackles for loss against Michigan State, marking the ninth time in 2016 that they compiled at least 9.0 TFLs in a game. It posted 8.0 in the Big Ten Championship game.
- Penn State picked up where it left off in the tackles for loss category in 2015, ranking third in FBS with an average of 8.6 per game.
- The Nittany Lions are also continuing to get to the quarterback, posting 3.0 sacks per game to rank second in the Big Ten and 15th in the nation.
- DEs **Garrett Sickels** and **Evan Schwan** lead the team in sacks (6.0) and Sickels leads the team in TFLs (12.5).
- A total of 25 different Nittany Lions have at least assisted on a stop in the backfield, and 18 have at least assisted on a sack.
- In 2015, Penn State ranked sixth in FBS and topped the Big Ten with 8.2 tackles for loss per game. The 106 total TFLs were the most since 2007 (120).

See National Nits on Page 12.



STRONG DEFENSE

WILD DOGS RELOADING

- Penn State led the nation in sacks a year ago but lost three defensive linemen to the NFL. However, several Nittany Lions are stepping up to fill the void.
- Ironically enough, the very first game without the missing pieces from 2015 resulted in a feat not accomplished since 2011, as seven different Nittany Lions totaled seven sacks against Kent State. Penn State last registered seven sacks in a game at Northwestern in 2011.
- DE **Garrett Sickels** made a sack at Indiana, extending his single-season career high and team-best total to 6.0. Senior DE **Evan Schwan** also has 6.0 sacks. Both have earned All-Big Ten recognition.
- Sickels had career highs in tackles (9), sacks (2.5) and TFLs (3.5) against Ohio State.
- Sickels leads the team with 12.5 TFLs this season.
- Schwan posted a sack in three consecutive games (Minnesota, Maryland, Ohio State) and most recently posted 1.5 over the Rutgers and Michigan State games.
- Schwan had his first career quarterback takedown vs. Minnesota in overtime, forcing the Gophers to kick a field goal. Schwan assisted on a fourth-down sack of J.T. Barrett to ice the win against Ohio State.
- Schwan had his first career forced fumble in the fourth quarter at Rutgers.
- DT **Curtis Cothran** had a career-high five tackles in the Big Ten Championship game, all solo, to surpass his previous high of four (two occasions).
- Fellow DT **Parker Cothren** has 24 tackles, including 5.5 behind the line and 2.0 sacks and was a Big Ten honorable mention.

ALLEN MAKING STOPS

- Junior safety **Marcus Allen** leads Penn State and ranks 17th in the Big Ten with a career-high 101 tackles (7.8 per game).
- In the Big Ten Championship game, Allen had his third double-digit tackle game of the year with 11 stops.
- He was named to the All-Big Ten third team by the coaches and an honorable mention by the media.
- At Indiana, Allen posted a game-high 10 tackles and tied his career high with 1.5 tackles for loss. It was the third time that he has posted 1.5 TFL in a game and first time this season.
- Allen blocked a 45-yard field goal attempt with just under five minutes remaining against Ohio State. The blocked kick was scooped up by **Grant Haley**, who took it 60 yards for the game-winning touchdown.
- Allen and Haley shared Big Ten Special Teams Player of the Week honors for the feat.
- Allen made a career-high 22 stops (8 solo, 14 assisted) against Minnesota, the most by a Nittany Lion since Paul Posluszny made 22 at Northwestern in 2005
- Allen is only one of two FBS players to reach the 20-tackle mark in a game this season. Rodney Butler of New Mexico State made 24 stops (4 solo, 20 assisted) against New Mexico on Sept. 10.
- Allen was named the Big Ten Co-Defensive Player of the Week and the Big Ten Rose Bowl Game Player of the Week for his performance.
- The 22 stops are tied with Posluszny and Ron Crosby (vs. Ohio, 1974) for No. 4 on the Penn State all-time single game tackles list. They are also the most by a Big Ten player since Wisconsin's Mike Taylor had 22 stops at Ohio State on Oct. 29, 2011.
- Allen had 28 tackles in the first four games of the season. His previous career high was 12 tackles against Michigan in 2015.

STOP RUSHING

- Over a four-game span Penn State held Purdue, Iowa and Rutgers to less than 50 yards rushing. The Nittany Lions most recently held Rutgers to 39 yards.
- Penn State's defense held Iowa to 30 yards rushing, which was 137.9 yards below the Hawkeyes' season average (167.9 ypg).
- The last time Penn State held a Big Ten team to 30 yards rushing or fewer was Indiana in 2012 (24 yards). It was the fewest rushing yards allowed by Penn State since holding Massachusetts to three yards in 2014.
- The week prior, Penn State held Purdue to 46 yards rushing. The last time that Penn State held two consecutive opponents to 46 yards rushing or fewer was in 2007, when the Nittany Lions held Notre Dame to zero yards rushing and Florida International to (minus-3) yards rushing.
- Previously, Penn State had never held consecutive Big Ten opponents to 50 yards or less of rushing since joining the Big Ten.
- Penn State has held four opponents under 50 yards rushing this season (Temple, 38; Purdue, 46; Iowa 30; Rutgers, 39).
- This is the first time since 2009 (five times) that Penn State's defense has held four opponents under 50 rushing yards in the same season.

REID TAKING AND RETURNING

- CB **John Reid** is an All-Big Ten honorable mention.
- Reid has two takeaways this season and remains among the leaders in punt returns, averaging 7.5 yards per return to rank third in the Big Ten.
- Against Temple, Reid sealed the Penn State victory with an interception in the final seconds.
- Reid's 59-yard punt return in the first quarter at Pitt was a career long and the longest punt return for the Nittany Lions since Derrick Williams' 63-yard return for a TD at Wisconsin in 2008. It setup Penn State's first touchdown drive of the game.
- Reid also made his second career fumble recovery at Pitt, returning it four yards to the Pitt 11 in the fourth quarter to setup another short Penn State TD drive.

BLOCK THAT KICK

- **Juwan Johnson** registered his first career blocked punt in the first series of the second half at Rutgers. **Garrett Taylor** recovered the block at the Rutgers 10 to set up a 1-yard **Saquon Barkley** touchdown run.
- Penn State has three blocked kicks this season (2 punt, 1 FG) for the first time since blocking three kicks in 2011.
- A blocked punt and blocked field goal were crucial to Penn State's victory over the Buckeyes.
- Before **Marcus Allen** blocked Ohio State's 45-yard field goal attempt in the fourth quarter (the first of his career), the Nittany Lions last blocked a field goal in the four overtime victory vs. Michigan in 2013 (Kyle Baublitz).
- The return for a touchdown of the blocked field goal is believed to be the first in Penn State history.
- Penn State's blocked punt freshman LB **Cam Brown** was the first by the Nittany Lions since **Von Walker** blocked a punt vs. Michigan last season.
- PSU had not blocked two kicks of any type in a single game since blocking two against Florida International in the 2007 season opener (field goal and punt).
- CB **Grant Haley** returned the blocked field goal for the second touchdown of his career.

HAPPY VALLEY

HOME SWEET HOME

With a 278-72 all-time record in Beaver Stadium, PSU owns the seventh-best winning percentage (.794) in its current home venue amongst current FBS schools and leads the Big Ten. Only Alabama (.822) and Oklahoma (.809) have higher winning percentages in facilities older than Beaver Stadium.

School	Stadium Name (Opened)	Rec	Win %
1. Houston	TDECU Stadium (2014)	18-3	.857
2. Ga. Southern	Paulson Stadium (1984)	186-36	.838
3. Marshall	Joan C. Edwards Stadium (1991)	151-30	.834
4. Boise State	Albertsons Stadium (1970)	254-53	.827
5. Alabama	Bryant-Denny Stadium (1929)	252-53-3	.823
6. Oklahoma	Gaylord Family-Oklahoma Memorial Stadium (1923)	385-85-15	.809
7. Penn State	Beaver Stadium (1960)	278-72	.794
8. Auburn	Jordan-Hare Stadium (1939)	312-81-7	.789
9. Ohio State	Ohio Stadium (1922)	430-111-20	.784
10. Tennessee	Neyland Stadium (1921)	460-124-17	.780

HOME IN HAPPY VALLEY

- The Nittany Lions went 7-0 at home for the first time since 2008 and the fifth time in the Big Ten era (1994, 1998, 2005, 2008, 2016).
- Dating back to last season, Penn State has won 13 out of its last 14 home games.

107K STRONG

Led by a season-high crowd of 107,280 for the Penn State White Out win over No. 2 Ohio State, Penn State ranked seventh in the nation with a cumulative attendance of 701,800 fans for the season. The average of 100,257 also ranked seventh.

ANOTHER SELLOUT FOR PENN STATE'S UNRIVALED STUDENT SECTION

- The Penn State Student Section presented by The Apartment Store sold out more than 21,200 tickets, highlighted by the junior and sophomore classes that sold out in less than an hour.
- Student tickets have consistently sold out for four decades, showing the passion and dedication of Penn State students year-in and year-out.
- More than 21,200 student football season tickets were to become part of what ESPN The Magazine called "The Nation's No. 1 Student Section."

TAKING ON THE NEIGHBORS

- For the second consecutive year, Penn State played five FBS teams that are within a 250-mile drive (based on Google Maps from stadium to stadium).
- Penn State went 4-1 against its neighbors this season.
- Prior to the 2015 season, Penn State had not played five FBS teams within the 250-mile radius since 1992, the season prior to joining the Big Ten.
- The only FBS teams Penn State had not played since 2012 within the radius were Pitt and West Virginia. Penn State played the first of a four-game series against Pitt Sept. 10 and the Mountaineers are on Penn State's schedule in 2023 and 2024.
- The last time Penn State did not play any of its nearest neighbors was 2005.
- Since joining the Big Ten in 1993, Penn State is 35-4 against FBS teams within 250 miles.
- All-time, Penn State is 281-111-17 against its current FBS regional foes.
- Penn State will play four nearby teams in each of the next three seasons.
- Penn State faced Pitt and Temple in the same season for the first time since 1997.

Distance	Team	Last Played	Result
139 Miles	Pittsburgh	Sept. 10, 2016	L, 39-42
181 Miles	West Virginia	Oct. 24, 1992	W, 40-26
198 Miles	Temple	Sept. 17, 2016	W, 34-27
198 Miles	Navy	Sept. 15, 2012	W, 34-7
199 Miles	Maryland	Oct. 8, 2016	W, 38-14
204 Miles	Buffalo	Sept. 12, 2015	W, 27-14
205 Miles	Kent State	Sept. 4, 2016	W, 33-13
224 Miles	Rutgers	Sept. 19, 2015	W, 39-0
230 Miles	Syracuse	Aug. 31, 2013	W, 23-17
250 Miles	Army	Oct. 3, 2015	W, 20-14

Bold italics indicates 2016 opponent

COACHING STAFF NOTES

NEW FACES & PLACES ON THE SIDELINE

- Head Coach **James Franklin** added offensive coordinator and quarterbacks coach **Joe Moorhead**, offensive line coach **Matt Limegrover** and co-defensive coordinator and safeties coach **Tim Banks** to the coaching staff in the off-season.
- Franklin also made adjustments within the coaching staff. **Brent Pry** moves to associate head coach, defensive coordinator and linebackers coach; cornerbacks coach **Terry Smith** serves as the assistant head coach; **Sean Spencer** remains the defensive line coach and adds the title of run game coordinator; and **Ricky Rahne** takes over as the tight ends coach.
- Moorhead brings 18 years of collegiate coaching experience to Penn State, including the last four as Fordham's head coach.
- Limegrover comes to Happy Valley with 25 years of collegiate coaching experience, including the last five seasons at Minnesota as the offensive coordinator and offensive line coach.
- Banks joins the Nittany Lions after spending the last four seasons at Illinois as the co-defensive coordinator and secondary coach.

FRANKLIN TABBED FOR ALMA MATER'S HALL OF FAME

- Penn State head coach **James Franklin** has been selected to the East Stroudsburg Athletic Hall of Fame as a member of the 2016 class. Franklin was a standout quarterback for the Warriors.
- Franklin and the other members of the class were honored on October 15, 2016 as part of ESU's Homecoming Weekend activities.
- Franklin was a four-year letterman at quarterback and a two-time All-PSAC selection at East Stroudsburg. He set seven school records as a senior to earn team MVP honors and was a Harlon Hill Trophy nominee as the NCAA Division II Player of the Year.
- Among the season records Franklin set were for total offense (3,128 yards), passing yards (2,586) and touchdown passes (19). He graduated having broken or tied 23 school records.

MOORHEAD TABBED FOR ALMA MATER'S HALL OF FAME

- Penn State offensive coordinator and quarterbacks coach **Joe Moorhead** has been selected to the Fordham Athletic Hall of Fame as a member of the 2017 class. Moorhead was a standout quarterback for the Rams and then returned to serve as head coach for four seasons. Moorhead and the other members of the class will be honored on April 22, 2017 at 583 Park, during the Inaugural Fordham Athletics Gala.
- Moorhead was a three-year starting quarterback and team captain as a senior for the Rams. He was a second-team All-Patriot League selection in 1995 after finishing 13th in the FCS in total offense. Moorhead graduated with school season and career records for completions and passing yards.
- Moorhead returned to Fordham as a head coach where he led the Rams to a 38-13 record in four seasons.

PENNSYLVANIA TIES

- The Penn State coaching staff is deeply rooted in Pennsylvania, with half of the 10-man coaching staff originally hailing from the Keystone state.

Central PA

- Defensive Coordinator **Brent Pry** - Altoona

Eastern PA

- Head Coach **James Franklin** - Langhorne

Western PA

- Offensive Line **Matt Limegrover** - Pittsburgh
- Offensive Coordinator **Joe Moorhead** - Pittsburgh
- Cornerbacks **Terry M. Smith** - Aliquippa

SPECIAL TEAMS

AUTOMATIC DAVIS

- K **Tyler Davis** was named to the All-Big Ten first team by the coaches and the second team by the media.
- **See Honors and Awards on Page 16-19.**
- Davis converted on his 22nd field goal of the season in the Big Ten Championship game, which moves him into a tie for second on Penn State's single season chart with Matt Bahr (1978) and Kevin Kelly (2006).
- With eight points vs. Wisconsin, Davis moved into fifth on the single season scoring charts (121). He moved up three spots, passing Richie Anderson (116; 1992), Pete Mauthe (119; 1909) and Kevin Kelly (120; 2008).
- His 121 points on the season also rank fourth on the Big Ten's single season kick scoring chart.
- Davis also is now alone in 12th place on Penn State's all-time field goals made list with 30 career field goals.

See Record Watch on Page 32-33.

- Davis leads the Big Ten in field goal percentage (.917) and ranks second in field goals per game (1.7). The figures both rank in the top 10 in FBS at eighth and ninth, respectively.
- **See National Nits on Page 12.**
- His field goal accuracy percentage enters the Rose Bowl above the program single-season record of 83.3 percent (Brett Conway, 1994; Joey Julius, 2015).
- Davis is 30-for-32 in his career on field goal attempts, with both misses being blocks. He has also made all 66 of his PAT attempts.
- Davis had a career-high four field goals (32, 34, 40, 32) at Rutgers. His previous high was three field goals set twice, most recently against Minnesota.
- Davis tied his season long with a 40-yard field goal in the second quarter against Rutgers.
- Davis had a then career-high 14 points (8 XP, 2 FG) against Purdue, besting his previous high of 11 set against Minnesota this season.
- Davis had his consecutive field goals streak snapped at 18 when his 39-yard attempt was blocked on the opening drive of the Ohio State game. It was the longest streak in school history and ranks tied for fourth in Big Ten history. Davis was one of five FBS kickers to enter Week 8 perfect on FG attempts this season.
- Davis converted three field goals against Minnesota to match a career high and move his consecutive field goals streak to 17, breaking the school record for consecutive field goals made.
- The mark was previously held by Sam Ficken, who made 15 straight field goals between the 2012 and 2013 seasons.
- Davis forced overtime against Minnesota, kicking a 40-yard field goal with two seconds remaining in regulation. It matched his season long for distance.
- Davis took over starting place kicking duties late last season and went 8-for-8 on field goals.
- Davis did not play a snap of football in high school, as the former high school soccer standout and two-year member of the U.S. Soccer Development Academy was a highly-touted recruit and even named the *Chicago Sun-Times* Player of the Year as a junior. He went on to play at Bradley University, appearing in 12 contests as a freshman in 2013, scoring the game-winning, golden goal in his first career game.

SPECIAL TEAMS NOTABLES

- Against Temple, Penn State did not allow any kickoff yards or punt return yards for the first time since Oct. 2, 2010 at Iowa.
- K **Joey Julius** has three tackles on kickoff returns on the season.

GILLIKIN'S SKY

- True freshman punter **Blake Gillikin** earned starting punting duties and has been a difference maker.
- Gillikin was named an ESPN.com True Freshman All-American All-Big Ten honorable mention and to the BTN.com All-Freshman team. He was a candidate for the Ray Guy Award.
- He is averaging 42.1 yards per punt to rank third in the Big Ten.
- **See National Nits on Page 12.**
- Twenty-one of his 56 punts have been inside the 20, and eight of those inside the 10.
- Gillikin averaged 49.0 yards per punt on two punts in the Big Ten Championship game to tie a Penn State freshman record.
- His 47.0 game average in the season-opener at Kent State is fourth among freshmen in Penn State history and best among true freshmen.
- 49.0 (2 punts) - Anthony Fera vs. Michigan, 2010
- **49.0 (2 punts) - Blake Gillikin vs. Wisconsin, 2016**
- 48.8 (5 punts) - Chris Gulla vs. Akron, 2014
- 48.7 (6 punts) - Jeremy Kapinos vs. BC, 2003
- **47.0 (6 punts) - Blake Gillikin vs. Kent State, 2016**
- He had a career-high seven punts against Ohio State, including three inside the 20 and one inside the 10.
- Gillikin has eight punts of 50 yards or more, most recently kicking a 54-yarder against Michigan State.
- His career-long punt of 69 yards at Pitt is tied for the sixteenth-longest of any FBS punter so far this season.
- The 69-yard punt ranks as the second-longest by a Penn State freshman (Anthony Fera, 74, 2010). It was Penn State's longest punt since Anthony Fera had a 69-yard punt vs. Purdue in 2011.
- Gillikin punted six times in the opener against Kent State with an average of 47.0 yards per punt, including a long of 58 yards.
- Gillikin owns three of the six longest punts by Penn State freshmen (69 yards, 2nd; 61, 4th; and 58, 6th).
- **See Record Watch on Page 32-33**
- He is the third true freshman starting punter for PSU since 1946, joining Ralph Giacomarro (1979) and **Daniel Pasquariello** (2014).



OFFENSIVE STARTERS

OPPONENT	LT	LG	C	RG	RT	TE	QB	RB	WR (X)	WR (H)	WR (Z)
KENT STATE	Mahon	Bates	Gaia	Dowrey	Nelson	Gesicki	McSorley	Barkley	Godwin	Hamilton	Blacknall
at Pittsburgh	Mahon	Bates	Gaia	Dowrey	Nelson	Gesicki	McSorley	Barkley	Godwin	Hamilton	Thompkins
TEMPLE	Mahon	Bates	Gaia	Dowrey	Nelson	Gesicki	McSorley	Barkley	Godwin	Hamilton	Thompkins
at Michigan	Mahon	Bates	Gaia	Dowrey	Nelson	Gesicki	McSorley	Barkley	Godwin	Hamilton	Thompkins
MINNESOTA	Mahon	Bates	Gaia	McGovern	Nelson	Gesicki	McSorley	Barkley	Godwin	Hamilton	Thompkins
MARYLAND	Mahon	Bates	Gaia	McGovern	Nelson	Gesicki	McSorley	Barkley	Godwin	Hamilton	Thompkins
OHIO STATE	Palmer	Bates	Gaia	McGovern	Mahon	Gesicki	McSorley	Barkley	Godwin	Hamilton	Thompkins
at Purdue	Palmer	Bates	Gaia	McGovern	Mahon	Gesicki	McSorley	Barkley	Johnson	Godwin	Blacknall
IOWA	Palmer	Bates	Gaia	McGovern	Mahon	Gesicki	McSorley	Barkley	Godwin	Hamilton	Blacknall
at Indiana	Palmer	Bates	Gaia	McGovern	Wright	Gesicki	McSorley	Barkley	Godwin	Hamilton	Blacknall
at Rutgers	Bates	Gonzalez	Gaia	Dowrey	Wright	Gesicki	McSorley	Barkley	Godwin	Hamilton	Blacknall
MICHIGAN STATE	Bates	Dowrey	Gaia	McGovern	Wright	Gesicki	McSorley	Barkley	Godwin	Hamilton	Blacknall
vs. Wisconsin	Bates	Gonzalez	Gaia	McGovern	Wright	Gesicki	McSorley	Barkley	Godwin	Hamilton	Blacknall
vs. USC											

DEFENSIVE STARTERS

OPPONENT	DE	DT	DT	DE	SLB	MLB	WLB	CB	FS	SS	CB
KENT STATE	Schwan	Givens	Cothren	Sickels	Bell	Cabinda	Wartman-White	Reid	Allen	Golden	Haley
at Pittsburgh	Schwan	Givens	Cothren	Sickels	Bell	Wartman-White	Bowen	Reid	Allen	Golden	Haley
TEMPLE	T. Brown	Givens	Cothren	Sickels	Cooper	Wartman-White	Bowen	Reid	Allen	Golden	Campbell
at Michigan	T. Brown	Givens	Cothren	Sickels	Cooper	B. Smith	Bowen	Reid	Allen	Golden	Campbell
MINNESOTA	Schwan	Givens	Cothren	Sickels	C. Brown	B. Smith	Bowen	Reid	Allen	Apke	Campbell
MARYLAND	Schwan	Givens	Cothren	Sickels	C. Brown	Bowen	Farmer	Reid	Allen	Golden	Haley
OHIO STATE	Schwan	Cothran	Cothren	T. Brown	Bell	Cabinda	Bowen	Reid	Allen	Golden	Haley
at Purdue	Schwan	Cothran	Windsor	T. Brown	Bell	Cabinda	Bowen	Reid	Allen	Golden	Haley
IOWA	Schwan	Cothran	Cothren	Sickels	Bell	Cabinda	Bowen	Reid	Allen	Golden	Haley
at Indiana	Schwan	Cothran	Cothren	Sickels	Bell	Cabinda	Bowen	Reid	Allen	Golden	Haley
at Rutgers	Schwan	Cothran	Cothren	Sickels	Bell	Cabinda	Bowen	Reid	Allen	Golden	Haley
MICHIGAN STATE	Schwan	Cothran	Cothren	Sickels	Bell	Cabinda	Bowen	Reid	Allen	Golden	Haley
vs. Wisconsin	Schwan	Cothran	Cothren	Sickels	Bell	Cabinda	Bowen	Reid	Allen	Golden	Haley
vs. USC											

CAREER STARTS

Player	'13	'14	'15	'16	Total
Gaia (G/C)	-	12	13	13	38
Hamilton (WR)	-	13	12	12	37
Marcus Allen (S)	-	7	12	13	32
Bell (LB)	1	10	11	9	31
Mahon (G/T)	-	9	11	9	29
Nelson (T/G)	-	13	8	6	27
Godwin (WR)	-	3	11	13	27
Wartman-White (LB)	8	12	1	3	24
Sickels (DE)	-	-	12	11	23
Cabinda (LB)	-	1	13	8	22
Gesicki (TE/H)	-	1	8	13	22
Haley (CB)	-	-	11	10	21
Barkley (RB)	-	-	6	13	19
Golden (S)	-	-	4	12	16
Palmer (T)	-	-	11	4	15
Reid (CB)	-	-	2	13	15
Bates (G)	-	-	-	13	13
McSorley (QB)	-	-	-	13	13
Dowrey (G)	-	1	5	6	12
Cothren (DT)	-	-	-	12	12
Bowen (LB)	-	-	-	12	12
Blacknall (WR)	-	1	3	7	11

Player	'13	'14	'15	'16	Total
Schwan (DE)	-	-	-	11	11
Laurent (C)	-	3	5	0	8
McGovern (G)	-	-	-	8	8
Cothran (DT)	-	-	-	7	7
Givens (DT)	-	-	-	6	6
Thompkins (WR)	-	-	-	6	6
Campbell (CB)	-	1	-	3	4
T. Brown (DE)	-	-	-	4	4
Wright (T)	-	-	-	4	4
Walker (LB)	-	1	2	0	3
Polk (WR)	-	-	3	0	3
Cooper (LB)	-	-	1	2	3
Apke (S)	-	-	1	1	2
Smith (LB)	-	-	-	2	2
C. Brown (LB)	-	-	-	2	2
Gonzalez (G)	-	-	-	2	2
Mark Allen (RB)	-	-	1	0	1
Scott (S)	-	-	1	0	1
Farmer (LB)	-	-	-	1	1
Johnson (WR)	-	-	-	1	1
Windsor (DT)	-	-	-	1	1

DEPTH CHART

OFFENSE

Wide Receiver (X)

12 Chris Godwin (6-1, 205, Jr./Jr.)
 84 Juwan Johnson (6-4, 213, So./Fr.)
 81 Gordon Bentley (6-0, 198, Sr./Jr.)

Tight End/H-Back

88 Mike Gesicki (6-6, 252, Jr./Jr.)
 89 Tom Pancoast (6-3, 235, Sr./Jr.)
 18 Jonathan Holland (6-4, 245, So./Fr.)

Left Tackle

52 Ryan Bates (6-4, 305, So./Fr.)
 77 Chasz Wright (6-7, 343, Jr./So.)
 76 Sterling Jenkins (6-8, 328, So./Fr.)

Left Guard

57 Steven Gonzalez (6-4, 334, So./Fr.)
 53 Derek Dowrey (6-3, 323, Gr./Fr.)
 55 Wendy Laurent (6-2, 297, Gr./So.)

Center

72 Brian Gaia (6-3, 295, Gr./Sr.)
 64 Zach Simpson (6-3, 292, So./Fr.)
 55 Wendy Laurent (6-2, 297, Gr./Sr.)

Right Guard

66 Connor McGovern (6-5, 310, Fr./Fr.)
 55 Wendy Laurent (6-2, 297, Gr./Sr.)
 53 Derek Dowrey (6-3, 323, Gr./Sr.)

Right Tackle

77 Chasz Wright (6-7, 343, Jr./So.)
 75 Brendan Brosnan (6-6, 295, Jr./So.)
 66 Connor McGovern (6-5, 310, Fr./Fr.)

Wide Receiver (H)

5 DaeSean Hamilton (6-1, 205, Sr./Jr.)
 3 DeAndre Thompkins (5-11, 190, Jr./So.)
 19 Gregg Garrity (5-10, 170, Sr./Sr.)

Wide Receiver (Z)

13 Saeed Blacknall (6-3, 212, Jr./Jr.)
 3 DeAndre Thompkins (5-11, 190, Jr./So.)
 11 Irvin Charles (6-4, 219, So./Fr.)

Quarterback

9 Trace McSorley (6-0, 205, Jr./So.)
 2 Tommy Stevens (6-4, 218, So./Fr.)
 7 Jake Zembiec (6-3, 205, Fr./Fr.)

Running Back

26 Saquon Barkley (5-11, 223, So./So.)
 6 Andre Robinson (5-9, 216, So./Fr.)
 8 Mark Allen (5-6, 181, Jr./So.)
 24 Miles Sanders (5-11, 205, Fr./Fr.)

DEFENSE

Defensive End

94 Evan Schwan (6-6, 263, Gr./Sr.)
 19 Torrence Brown (6-3, 257, Jr./So.)
 46 Colin Castagna (6-4, 253, So./So.)

Defensive Tackle

52 Curtis Cothran (6-5, 285, Sr./Jr.)
 93 Antoine White (6-2, 290, Jr./So.)
 30 Kevin Givens (6-1, 275, So./Fr.)

Defensive Tackle

41 Parker Cothren (6-4, 295, Sr./Jr.)
 54 Robert Windsor (6-4, 305, So./Fr.)
 56 Tyrell Chavis (6-3, 298, Jr./Jr.)

Defensive End

90 Garrett Sickels (6-4, 260, Sr./Jr.)
 48 Shareef Miller (6-5, 255, So./Fr.)
 97 Ryan Buchholz (6-6, 270, So./Fr.)

Will Linebacker

11 Brandon Bell (6-1, 233, Sr./Sr.)
 43 Manny Bowen (6-1, 220, So./So.)
 31 Cam Brown (6-5, 215, Fr./Fr.)

Middle Linebacker

40 Jason Cabinda (6-1, 232, Jr./Jr.)
 47 Brandon Smith (6-0, 228, Jr./Jr.)
 11 Brandon Bell (6-1, 233, Sr./Sr.)

Sam Linebacker

43 Manny Bowen (6-1, 220, So./So.)
 7 Koa Farmer (6-1, 222, Jr./So.)
 11 Brandon Bell (6-1, 233, Sr./Sr.)

Boundary Cornerback

29 John Reid (5-10, 191, So./So.)
 1 Christian Campbell (6-1, 194, Jr./Jr.)
 17 Garrett Taylor (6-0, 193, So./Fr.)

Free Safety

2 Marcus Allen (6-2, 202, Jr./Jr.)
 28 Troy Apke (6-1, 206, Jr./Jr.)
 9 Jarvis Miller (6-2, 205, So./Fr.)

Strong Safety

6 Malik Golden (6-0, 205, Gr./Sr.)
 4 Nick Scott (5-11, 200, Jr./So.)
 23 Ayron Monroe (5-11, 204, So./Fr.)

Field Cornerback

15 Grant Haley (5-9, 185, Jr./Jr.)
 21 Amani Oruwariye (6-1, 201, Jr./So.)
 12 Jordan Smith (5-10, 185, Sr./Sr.)

SPECIAL TEAMS

Punter

93 Blake Gillikin (6-2, 182, Fr./Fr.)
 92 Daniel Pasquariello (6-1, 197, Jr./Jr.)

Kicker

95 Tyler Davis (5-11, 180, Sr./Jr.)
 99 Joey Julius (5-10, 258, Jr./So.)
 90 Alex Barbir (5-9, 195, Fr./Fr.)

Kick Offs

99 Joey Julius (5-10, 258, Jr./So.)
 95 Tyler Davis (5-11, 180, Sr./Jr.)
 90 Alex Barbir (5-9, 195, Fr./Fr.)

Holder

37 Chris Gulla (6-1, 196, Sr./Jr.)
 16 Billy Fessler (5-11, 188, Jr./So.)
 93 Blake Gillikin (6-2, 182, Fr./Fr.)

Long Snapper

44 Tyler Yazujian (5-11, 235, 5th/Sr.)
 41 Zach Ladonis (6-2, 236, Sr./Jr.)
 96 Kyle Vasey (6-2, 242, Jr./So.)

Kickoff Returners

24 Miles Sanders (5-11, 205, Fr./Fr.)
 11 Irvin Charles (6-4, 219, So./Fr.)
 4 Nick Scott (5-11, 200, Jr./So.)
 26 Saquon Barkley (5-11, 223, So./So.)

Punt Returners

29 John Reid (5-10, 191, So./So.)
 19 Gregg Garrity (5-10, 170, Sr./Sr.)
 3 DeAndre Thompkins (5-11, 190, Jr./So.)
 8 Mark Allen (5-6, 181, Jr./So.)

PRONUNCIATIONS

Troy Apke Troy App-KEY
 Alex Barbir bar-BEER
 Saquon Barkley SAY-kwon Barkley
 Noah Beh Noah BAY
 Saeed Blacknall SIGH-eed Black-NALL
 Ryan Buchholz Ryan BUCK-holez
 Colin Castagna Colin kuh-stan-yah
 Curtis Cothran Curtis CAW-thren
 Parker Cothren Parker CAW-thren
 Dae'Lun Darien DAY-lawn Darien
 Tom Devenney Tom De-VENN-ee
 Koa Farmer CO-uh Farmer
 Brian Gaia Brian GUY-ah
 Mike Gesicki Mike Guh-sick-E
 Malik Golden Mah-LEEK Golden
 Chris Gulla Chris GOO-la
 DaeSean Hamilton DAY-shawn Hamilton
 Zach Ladonis Zach Lah-DONN-iss
 Wendy Laurent Wendy Lah-RENT
 Brendan Mahon Brendan MANN
 Michal Menet Michael men-NET
 Ayron Monroe AIR-en Monroe
 Amani Oruwariye UH-monn-E O-rue-waar-ee-A
 Daniel Pasquariello Daniel pass-KAH-relo
 Tyler Yazujian Tyler YAZZ-ee-in
 Jake Zembiec Jake ZEM-beck

ASSISTANT COACHES



Brent Pry
 Assoc. Head Coach/
 Def. Coord./LBs
 Field



Joe Moorhead
 Off. Coord./
 Quarterbacks
 Field



Charles Huff
 Special Teams Coord./
 Running Backs
 Field



Tim Banks
 Co-Def. Coord./
 Safeties
 Booth



Josh Gattis
 Asst. Special Teams
 Coord./Wide Receivers
 Field



Matt Limegrover
 Offensive Line
 Field



Ricky Rahne
 Pass Game Coord./
 Tight Ends
 Booth



Terry M. Smith
 Asst. Head Coach/
 Cornerbacks
 Field



Sean Spencer
 Run Game Coord./
 Defensive Line
 Field



@PennStateFBall



PSUFBall

2016

PSUnvalued.com

GoPSUsports.com

NUMERICAL ROSTER

NO.	NAME	POS.	CL./EL.	HT.	WT.	HIGH SCHOOL/COACH	HOMETOWN
1	Campbell, Christian **	CB	Jr./Jr.	6-1	194	Central/Woodrow Lowe	Phenix City, Ala.
2	Allen, Marcus **	S	Jr./Jr.	6-2	202	Dr. Henry A. Wise, Jr./Dalawn Parrish	Upper Marlboro, Md.
2	Stevens, Tommy	QB	So./Fr.	6-4	218	Decatur Central/Justin Dixon	Indianapolis, Ind.
3	Thompkins, DeAndre *	WR	Jr./So.	5-11	190	Swansboro/Tim Laspada	Hubert, N.C.
4	Scott, Nick *	S	Jr./So.	5-11	200	Fairfax/Kevin Simonds	Fairfax, Va.
5	Hamilton, DaeSean **	WR	Sr./Jr.	6-1	205	Mountain View/Lou Sorrentino	Fredericksburg, Va.
5	Wartman-White, Nyeem **	LB	Gr./Sr.	6-1	240	Valley View/George Howanitz	Philadelphia, Pa.
6	Golden, Malik ***	S	Gr./Sr.	6-0	205	Cheshire Academy/Dan O'dea	Hartford, Conn.
6	Robinson, Andre	RB	So./Fr.	5-9	216	Bishop McDevitt/Jeff Weachter	Mechanicsburg, Pa.
7	Farmer, Koa *	LB	Jr./So.	6-1	222	Notre Dame/Kevin Rooney	Lake View Terrace, Calif.
7	Zembiec, Jake	QB	Fr./Fr.	6-3	205	Aquinas Institute/Chris Battaglia	Rochester, N.Y.
8	Allen, Mark *	RB	Jr./So.	5-6	181	DeMatha/Elijah Brooks	Hyattsville, Md.
9	McSorley, Trace	QB	Jr./So.	6-0	205	Briar Woods/Charlie Pierce	Ashburn, Va.
9	Miller, Jarvis	LB	So./Fr.	6-2	205	Windsor Locks/Suffield/East Granby/Jason Qua	Suffield, Conn.
10	Polk, Brandon *	WR	So./So.	5-9	175	Briar Woods/Charlie Pierce	Ashburn, Va.
11	Bell, Brandon ***	LB	Sr./Sr.	6-1	233	Oakcrest/Chuck Smith	Mays Landing, N.J.
11	Charles, Irvin	WR	So./Fr.	6-4	219	Paul VI/John Doherty	Sicklerville, N.J.
12	Godwin, Chris **	WR	Jr./Jr.	6-1	205	Middletown/Mark DelPercio	Middletown, Del.
12	Smith, Jordan *	CB	Sr./Sr.	5-10	185	H.D. Woodson/Greg Fuller	Washington, D.C.
13	Blacknall, Saeed **	WR	Jr./Jr.	6-3	212	Manalapan/Ed Gurrieri	Manalapan, N.J.
14	McPhearson, Zech	CB	Fr./Fr.	5-11	180	Riverdale Baptist School/Caesar Nettles	Columbia, Md.
15	Haley, Grant **	CB	Jr./Jr.	5-9	185	The Lovett School/Mike Muschamp	Atlanta, Ga.
15	Shuster, Michael	QB	Fr./Fr.	6-2	200	Camp Hill/Frank Gay	Camp Hill, Pa.
16	Fessler, Billy	QB	Jr./So.	5-11	188	Erie Cathedral Prep/Mike Mischler	Erie, Pa.
16	Petrishen, John	S	So./Fr.	6-0	209	Pittsburgh Central Catholic/Terry Totten	Lower Burrell, Pa.
17	Taylor, Garrett	CB	So./Fr.	6-0	193	Saint Christopher's/Lance Cllland	Richmond, Va.
18	Holland, Jonathan	TE/H	So./Fr.	6-4	245	The Bullis School/Patrick Cilento	Brandywine, Md.
19	Brown, Torrence *	DE	Jr./So.	6-3	257	Tuscaloosa Academy/Robert Johnson	Tuscaloosa, Ala.
19	Garity, Gregg	WR	Sr./Sr.	5-10	170	North Allegheny/Art Walker	Pittsburgh, Pa.
20	Thomas, Johnathan	LB	Jr./So.	5-11	220	St. John's Prep/Jim O'Leary	Peabody, Mass.
21	Oruwariye, Amani *	CB	Jr./So.	6-1	201	Gaither/Jason Stokes	Tampa, Fla.
23	Monroe, Ayron	S	So./Fr.	5-11	204	Saint Johns College H.S./Joe Patterson	Largo, Md.
24	Sanders, Miles	RB	Fr./Fr.	5-11	205	Woodland Hills/George Novak	Pittsburgh, Pa.
25	Walker, Von ***	LB	Sr./Sr.	5-11	213	Central Mountain/Vinny Kishbaugh	Mill Hall, Pa.
26	Barkley, Saquon *	RB	So./So.	5-11	223	Whitehall/Brian Gilbert	Coplay, Pa.
27	Johnson, T.J.	CB	Fr./Fr.	6-2	180	Euclid/Jeff Rotsky	Cleveland, Ohio
28	Apke, Troy **	S	Jr./Jr.	6-1	206	Mount Lebanon/Mike Melnyk	Mt. Lebanon, Pa.
29	Reid, John *	CB	So./So.	5-10	191	St. Joseph's Prep/Gabe Infante	Mount Laurel, N.J.
30	Givens, Kevin	DT	So./Fr.	6-1	275	Altoona Area/John Franco	Altoona, Pa.
31	Brown, Cam	LB	Fr./Fr.	6-5	215	Bullis School/Patrick Cilento	Burtonsville, Md.
31	Welde, Christopher	WR	So./So.	5-7	156	Council Rock North/Matt McHugh	Newtown, Pa.
32	Paye, Irvine	RB	Sr./Jr.	5-6	168	West Orange/John Jacob	Orange, N.J.
32	Vallone, Mitchell	S	Jr./Jr.	5-9	192	Elk County Catholic/Travis Skrzypek	Johnsonburg, Pa.
33	Cooper, Jake *	LB	So./So.	6-1	230	Archbishop Wood/Steve Devlin	Doylestown, Pa.
34	Simmons, Shane	DE	Fr./Fr.	6-3	240	DeMatha/Elijah Brooks	Laurel, Md.
36	Johnson, Jan	LB	So./Fr.	6-2	216	Governor Mifflin/Dominic Vecchio	Mohnton, Pa.
36	Shorts, Troy	CB	So./Fr.	5-10	192	Woodbury/AI Mailahn	Sicklerville, N.J.
37	Alston, Kyle	CB	Sr./Jr.	5-9	180	Robbinsville/Jason Gray	Robbinsville, N.J.
37	Gulla, Chris **	K/P	Sr./Jr.	6-1	196	Toms River North/Chip LaBarca	Toms River, N.J.
38	Davis, Desi	CB	Jr./So.	5-11	178	Harrilton/Matthew Bahr	Ardmore, Pa.
39	Di Leo, Frank	LB	So./Fr.	5-9	210	Saint Ignatius College Prep/John O'Connor	Elmhurst, Ill.
39	McPhearson, Josh	WR	Sr./Jr.	5-10	197	Annapolis Area Christian/Ken Lucas	Columbia, Md.
40	Cabinda, Jason **	LB	Jr./Jr.	6-1	232	Hunterdon Central/Matthew Perotti	Flemington, N.J.
40	Eury, Nick	RB	Fr./Fr.	5-9	213	Lake-Lehman/Jerry Gilsky	Shavertown, Pa.
41	Cothren, Parker **	DT	Sr./Jr.	6-4	295	Hazel Green/Matthew Putnam	Huntsville, Ala.
41	Ladonis, Zach *	SN	Jr./Jr.	6-2	236	Berwick Area/George Curry	Nescopeck, Pa.
42	Jordan, Ellison	DT	Fr./Fr.	6-0	285	Gilman School/Biff Poggi	Upper Marlboro, Md.
43	Bowen, Manny *	LB	So./So.	6-1	220	Barnegat/Rob Davis	Barnegat, N.J.
44	Toney, Shaka	DE	Fr./Fr.	6-3	195	Imhotep Charter/Albie Crosby	Philadelphia, Pa.
44	Yazujian, Tyler **	SN	Sr./Sr.	5-11	235	Spring-Ford/Chad Brubaker	Royersford, Pa.
45	Dumond, Joe	LB	Fr./Fr.	5-10	240	St. Joseph's Prep/Gabe Infante	Philadelphia, Pa.
46	Castagna, Colin	DE	So./So.	6-4	253	Barrington/Joe Sanchez	Barrington, Ill.
47	Blair, Will	S	Fr./Fr.	5-11	209	Hempfield/Ron Zeiber	Lancaster, Pa.
47	Smith, Brandon	LB	Sr./Jr.	6-0	228	Lewisburg/Jeremy Winn	Winfield, Pa.
48	Miller, Shareef	DE	So./Fr.	6-5	255	George Washington/Ronald Cohen	Philadelphia, Pa.
49	Joseph, Daniel	DE	Fr./Fr.	6-3	255	Lake Forest Academy/Robin Bowkett	Brampton, Ontario, Canada
51	Gellerstedt, Alex	T	Fr./Fr.	6-6	297	Dublin Coffman/Mark Crabtree	Dublin, Ohio
51	Vranic, Jason	LB	Jr./Jr.	6-0	217	Erie C.C./Scott Pilkey	Wheatfield, N.Y.
52	Bates, Ryan	G/C	So./Fr.	6-4	305	Archbishop Wood/Steve Devlin	Warrington, Pa.
52	Cothran, Curtis *	DT	Sr./Jr.	6-5	285	Council Rock North/Adam Collachi	Newtown, Pa.

NUMERICAL ROSTER [CONT.]

NO.	NAME	POS.	CL./EL.	HT.	WT.	HIGH SCHOOL/COACH	HOMETOWN
53	Dowrey, Derek ***	G/C	Gr./Sr.	6-3	323	John Handley/Tony Rayburn	Winchester, Va.
54	Windsor, Robert	DT	So./Fr.	6-4	305	Fond Du Lac/Mike Gnewuch	Fond Du Lac, Wis.
55	Laurent, Wendy **	C/G	Gr./Sr.	6-2	297	The Hun School/David Dudeck	Hamilton, N.J.
55	Shelton, Antonio	DT	Fr./Fr.	6-2	290	Westerville-North/Rodger Elander	Westerville, Ohio
56	Chavis, Tyrell	DT	Jr./Jr.	6-3	298	Nassau C.C./Joe Osovet	Richmond, Va.
57	Gonzalez, Steven	G/C	So./Fr.	6-4	334	Union City/Wil Valdez	Union City, N.J.
59	Nelson, Andrew **	T	Sr./Jr.	6-6	306	Hershey/Mark Painter	Hershey, Pa.
60	Beh, Noah *	T	Jr./So.	6-6	300	Scranton Prep/Nick Donato	Moscow, Pa.
62	Menet, Michal	G	Fr./Fr.	6-4	296	Exeter Township Senior/Matt Bauer	Birdsboro, Pa.
64	Simpson, Zach	G	So./Fr.	6-3	292	Holidaysburg Area/Homer DeLattre	Holidaysburg, Pa.
66	McGovern, Connor	C	Fr./Fr.	6-5	310	Lake-Lehman/Jerry Gilsky	Larksville, Pa.
68	Kelly, Hunter	G	Fr./Fr.	6-2	280	Neshaminy/Steve Wilmot	Langhorne, Pa.
69	De Boef, Adam	G/C	Jr./So.	6-5	267	State College Area/Al Wolski	State College, Pa.
70	Mahon, Brendan **	G/C	Sr./Jr.	6-4	320	Randolph/Joe Lusardi	Randolph, N.J.
71	Fries, Will	T	Fr./Fr.	6-6	295	Cranford/Erik Rosenmeier	Cranford, N.J.
72	Gaia, Brian ***	G/C	Gr./Sr.	6-3	295	Gilman School/Biff Poggi	Pasadena, Md.
73	Palmer, Paris *	T	Sr./Sr.	6-7	300	Lackawanna College (Pa.)/Mark Duda	Plymouth, N.C.
75	Brosnan, Brendan	T	Jr./So.	6-6	295	Maine South/Dave Inserra	Park Ridge, Ill.
76	Jenkins, Sterling	T	So./Fr.	6-8	328	Baldwin/Pete Wagner	Pittsburgh, Pa.
77	Wright, Chasz	T/G	Jr./So.	6-7	343	Milford Academy/Bill Chaplick	Woodbridge, Va.
78	Devenney, Tom	C/G	Sr./Jr.	6-1	309	Warwick/Bob Locker	Lititz, Pa.
79	Shuman, Charlie	T	Jr./So.	6-8	290	Pittsford Sutherland/Keith Molinich	Pittsford, N.Y.
80	Dalton, Danny	TE/H	Fr./Fr.	6-4	247	Marshfield/Lou Silva	Marshfield, Mass.
81	Bentley, Gordon	WR	Sr./Jr.	6-0	198	Wissahickon/Jeff Cappa	Blue Bell, Pa.
81	Grampp, Steven	TE/H	Fr./Fr.	6-3	240	East Stroudsburg North/Chuck Daily	East Stroudsburg, Pa.
82	Shoop, Tyler	WR	So./Fr.	5-11	170	Father Ryan/Bruce Lussier	Nashville, Tenn.
83	Bowers, Nick	TE/H	So./Fr.	6-4	264	Kittanning Senior/Frank Fabian	Kittanning, Pa.
84	Johnson, Juwan	WR	So./Fr.	6-4	218	Glassboro/Mark Maccarone	Glassboro, N.J.
85	Lutz, Isaac	WR	Fr./Fr.	5-11	190	Berks Catholic/Rick Keeley	Reading, Pa.
86	Hodgens, Cody	WR	Gr./Jr.	5-7	173	Robinson/Mike DePue	Wesley Chapel, Fla.
87	Darien, Dae'Lun	WR	Fr./Fr.	6-4	195	Dunbar/Lawrence Smith	Baltimore, Md.
88	Gesicki, Mike **	TE/H	Jr./Jr.	6-6	252	Southern Regional/Chuck Donahue	Manahawkin, N.J.
89	Maxwell, Colton	WR	Fr./Fr.	6-0	181	Northampton/Mark Scisly	Northampton, Pa.
89	Pancoast, Tom	TE/H	Sr./Jr.	6-3	235	Unionville/Pat Clark	West Chester, Pa.
90	Barbir, Alex	K	Fr./Fr.	5-9	195	South Forsyth/Jeff Arnette	Cumming, Ga.
90	Sickels, Garrett **	DE	Sr./Jr.	6-4	260	Red Bank Regional/Nick Giglio	Red Bank, N.J.
91	Monk, Ryan	DT	So./Fr.	6-1	290	Dallas/Bob Zaruta	Dallas, Pa.
92	Pasquariello, Daniel **	P	Jr./Jr.	6-1	197	Xavier College HS/	Melbourne, Victoria, Australia
93	Gillikin, Blake	P/K	Fr./Fr.	6-2	182	The Westminster Schools/Gerry Romberg	Smyrna, Ga.
93	White, Antoine *	DT	Jr./So.	6-2	290	Millville/Jason Durham	Millville, N.J.
94	Schwan, Evan **	DE	Gr./Sr.	6-6	263	Central Dauphin/Glen McNamee	Harrisburg, Pa.
95	Davis, Tyler *	K/P	Sr./Jr.	5-11	180	North/--	St. Charles, Ill.
96	Iyke, Immanuel	DT	So./Fr.	6-2	280	Parsippany Hills/Dave Albano	Hackettstown, N.J.
96	Vasey, Kyle	SN	Jr./So.	6-2	242	Wallenpaupack/Mark Watson	Hawley, Pa.
97	Buchholz, Ryan	DE	So./Fr.	6-6	270	Great Valley/Dan Ellis	Malvern, Pa.
97	Cox, Nick	SN	So./Fr.	6-0	234	Jesuit/Matt Thompson	Tampa, Fla.
98	Wombacker, Jordan	K/P	So./Fr.	5-10	172	Hickory/Bill Brest	Hermitage, Pa.
99	Julius, Joey *	K	Jr./So.	5-10	258	Lower Dauphin/Rob Klock	Hummelstown, Pa.
99	Thrift, Brenon	DT	Jr./So.	6-3	290	Lackawanna C.C./Mark Duda	Monroeville, Pa.

* - Letters won

^ - 5th-year senior

ALPHABETICAL ROSTER

NO.	NAME	POS.	CL./EL.	HT.	WT.	HIGH SCHOOL/COACH	HOMETOWN
2	Allen, Marcus **	S	Jr./Jr.	6-2	202	Dr. Henry A. Wise, Jr./Dalawn Parrish	Upper Marlboro, Md.
8	Allen, Mark *	RB	Jr./So.	5-6	181	DeMatha/Elijah Brooks	Hyattsville, Md.
37	Alston, Kyle	CB	Sr./Jr.	5-9	180	Robbinsville/Jason Gray	Robbinsville, N.J.
28	Apke, Troy **	S	Jr./Jr.	6-1	206	Mount Lebanon/Mike Melnyk	Mt. Lebanon, Pa.
90	Barbir, Alex	K	Fr./Fr.	5-9	195	South Forsyth/Jeff Arnette	Cumming, Ga.
26	Barkley, Saquon *	RB	So./So.	5-11	223	Whitehall/Brian Gilbert	Coplay, Pa.
52	Bates, Ryan	G/C	So./Fr.	6-4	305	Archbishop Wood/Steve Devlin	Warrington, Pa.
60	Beh, Noah *	T	Jr./So.	6-6	300	Scranton Prep/Nick Donato	Moscow, Pa.
11	Bell, Brandon ***	LB	Sr./Sr.	6-1	233	Oakcrest/Chuck Smith	Mays Landing, N.J.
81	Bentley, Gordon	WR	Sr./Jr.	6-0	198	Wissahickon/Jeff Cappa	Blue Bell, Pa.
13	Blacknall, Saeed **	WR	Jr./Jr.	6-3	212	Manalapan/Ed Gurrieri	Manalapan, N.J.
47	Blair, Will	S	Fr./Fr.	5-11	209	Hempfield/Ron Zeiber	Lancaster, Pa.
43	Bowen, Manny *	LB	So./So.	6-1	220	Barneget/Rob Davis	Barneget, N.J.
83	Bowers, Nick	TE/H	So./Fr.	6-4	264	Kittanning Senior/Frank Fabian	Kittanning, Pa.
75	Brosnan, Brendan	T	Jr./So.	6-6	295	Maine South/Dave Inserra	Park Ridge, Ill.
31	Brown, Cam	LB	Fr./Fr.	6-5	215	Bullis School/Patrick Cilento	Burtonsville, Md.
19	Brown, Torrence *	DE	Jr./So.	6-3	257	Tuscaloosa Academy/Robert Johnson	Tuscaloosa, Ala.
97	Buchholz, Ryan	DE	So./Fr.	6-6	270	Great Valley/Dan Ellis	Malvern, Pa.
40	Cabinda, Jason **	LB	Jr./Jr.	6-1	232	Hunterdon Central/Matthew Perotti	Flemington, N.J.
1	Campbell, Christian **	CB	Jr./Jr.	6-1	194	Central/Woodrow Lowe	Phenix City, Ala.
46	Castagna, Colin	DE	So./So.	6-4	253	Barrington/Joe Sanchez	Barrington, Ill.
11	Charles, Irvin	WR	So./Fr.	6-4	219	Paul VI/John Doherty	Sicklerville, N.J.
56	Chavis, Tyrell	DT	Jr./Jr.	6-3	298	Nassau C.C./Joe Osovet	Richmond, Va.
33	Cooper, Jake *	LB	So./So.	6-1	230	Archbishop Wood/Steve Devlin	Doylestown, Pa.
52	Cothran, Curtis *	DT	Sr./Jr.	6-5	285	Council Rock North/Adam Collachi	Newtown, Pa.
41	Cothren, Parker **	DT	Sr./Jr.	6-4	295	Hazel Green/Matthew Putnam	Huntsville, Ala.
97	Cox, Nick	SN	So./Fr.	6-0	234	Jesuit/Matt Thompson	Tampa, Fla.
80	Dalton, Danny	TE/H	Fr./Fr.	6-4	247	Marshfield/Lou Silva	Marshfield, Mass.
87	Darien, Dae'Lun	WR	Fr./Fr.	6-4	195	Dunbar/Lawrence Smith	Baltimore, Md.
38	Davis, Desi	CB	Jr./So.	5-11	178	Harrington/Matthew Bahr	Ardmore, Pa.
95	Davis, Tyler *	K/P	Sr./Jr.	5-11	180	North/--	St. Charles, Ill.
69	De Boef, Adam	G/C	Jr./So.	6-5	267	State College Area/AI Wolski	State College, Pa.
78	Devenney, Tom	C/G	Sr./Jr.	6-1	309	Warwick/Bob Locker	Lititz, Pa.
39	Di Leo, Frank	LB	So./Fr.	5-9	210	Saint Ignatius College Prep/John O'Connor	Elmhurst, Ill.
53	Dowrey, Derek ***	G/C	Gr./Sr.	6-3	323	John Handley/Tony Rayburn	Winchester, Va.
45	Dumond, Joe	LB	Fr./Fr.	5-10	240	St. Joseph's Prep/Gabe Infante	Philadelphia, Pa.
40	Eury, Nick	RB	Fr./Fr.	5-9	213	Lake-Lehman/Jerry Gilsky	Shavertown, Pa.
7	Farmer, Koa *	LB	Jr./So.	6-1	222	Notre Dame/Kevin Rooney	Lake View Terrace, Calif.
16	Fessler, Billy	QB	Jr./So.	5-11	188	Erie Cathedral Prep/Mike Mischler	Erie, Pa.
71	Fries, Will	T	Fr./Fr.	6-6	295	Cranford/Erik Rosenmeier	Cranford, N.J.
72	Gaia, Brian ***	G/C	Gr./Sr.	6-3	295	Gilman School/Biff Poggi	Pasadena, Md.
19	Garrity, Gregg	WR	Sr./Sr.	5-10	170	North Allegheny/Art Walker	Pittsburgh, Pa.
51	Gellerstedt, Alex	T	Fr./Fr.	6-6	297	Dublin Coffman/Mark Crabtree	Dublin, Ohio
88	Gesicki, Mike **	TE/H	Jr./Jr.	6-6	252	Southern Regional/Chuck Donahue	Manahawkin, N.J.
93	Gillikin, Blake	P/K	Fr./Fr.	6-2	182	The Westminster Schools/Gerry Romberg	Smyrna, Ga.
30	Givens, Kevin	DT	So./Fr.	6-1	275	Altoona Area/John Franco	Altoona, Pa.
12	Godwin, Chris **	WR	Jr./Jr.	6-1	205	Middletown/Mark DelPercio	Middletown, Del.
6	Golden, Malik ***	S	Gr./Sr.	6-0	205	Cheshire Academy/Dan O'dea	Hartford, Conn.
57	Gonzalez, Steven	G/C	So./Fr.	6-4	334	Union City/Wil Valdez	Union City, N.J.
81	Gramp, Steven	TE/H	Fr./Fr.	6-3	240	East Stroudsburg North/Chuck Daily	East Stroudsburg, Pa.
37	Gulla, Chris **	K/P	Sr./Jr.	6-1	196	Toms River North/Chip LaBarca	Toms River, N.J.
15	Haley, Grant **	CB	Jr./Jr.	5-9	185	The Lovett School/Mike Muschamp	Atlanta, Ga.
5	Hamilton, DaeSean **	WR	Sr./Jr.	6-1	205	Mountain View/Lou Sorrentino	Fredericksburg, Va.
86	Hodgens, Cody	WR	Gr./Jr.	5-7	173	Robinson/Mike DePue	Wesley Chapel, Fla.
18	Holland, Jonathan	TE/H	So./Fr.	6-4	245	The Bullis School/Patrick Cilento	Brandywine, Md.
96	Iyke, Immanuel	DT	So./Fr.	6-2	280	Parsippany Hills/Dave Albano	Hackettstown, N.J.
76	Jenkins, Sterling	T	So./Fr.	6-8	328	Baldwin/Pete Wagner	Pittsburgh, Pa.
36	Johnson, Jan	LB	So./Fr.	6-2	216	Governor Mifflin/Dominic Vecchio	Mohnton, Pa.
84	Johnson, Juwan	WR	So./Fr.	6-4	218	Glassboro/Mark Maccarone	Glassboro, N.J.
27	Johnson, T.J.	CB	Fr./Fr.	6-2	180	Euclid/Jeff Rotsky	Cleveland, Ohio
42	Jordan, Ellison	DT	Fr./Fr.	6-0	285	Gilman School/Biff Poggi	Upper Marlboro, Md.
49	Joseph, Daniel	DE	Fr./Fr.	6-3	255	Lake Forest Academy/Robin Bowkett	Brampton, Ontario, Canada
99	Julius, Joey *	K	Jr./So.	5-10	258	Lower Dauphin/Rob Klock	Hummelstown, Pa.
68	Kelly, Hunter	G	Fr./Fr.	6-2	280	Neshaminy/Steve Wilmot	Langhorne, Pa.
41	Ladonis, Zach *	SN	Sr./Jr.	6-2	236	Berwick Area/George Curry	Nescopeck, Pa.
55	Laurent, Wendy **	C/G	Gr./Sr.	6-2	297	The Hun School/David Dudeck	Hamilton, N.J.
85	Lutz, Isaac	WR	Fr./Fr.	5-11	190	Berks Catholic/Rick Keeley	Reading, Pa.
70	Mahon, Brendan **	G/C	Sr./Jr.	6-4	320	Randolph/Joe Lusardi	Randolph, N.J.
89	Maxwell, Colton	WR	Fr./Fr.	6-0	181	Northampton/Mark Scisly	Northampton, Pa.
66	McGovern, Connor	C	Fr./Fr.	6-5	310	Lake-Lehman/Jerry Gilsky	Larksville, Pa.

ALPHABETICAL ROSTER [CONT.]

NO.	NAME	POS.	CL./EL.	HT.	WT.	HIGH SCHOOL/COACH	HOMETOWN
39	McPhearson, Josh	WR	Sr./Jr.	5-10	197	Annapolis Area Christian/Ken Lucas	Columbia, Md.
14	McPhearson, Zech	CB	Fr./Fr.	5-11	180	Riverdale Baptist School/Caesar Nettles	Columbia, Md.
9	McSorley, Trace	QB	Jr./So.	6-0	205	Briar Woods/Charlie Pierce	Ashburn, Va.
62	Menet, Michal	G	Fr./Fr.	6-4	296	Exeter Township Senior/Matt Bauer	Birdsboro, Pa.
9	Miller, Jarvis	LB	So./Fr.	6-2	205	Windsor Locks/Suffield/East Granby/Jason Qua	Suffield, Conn.
48	Miller, Shareef	DE	So./Fr.	6-5	255	George Washington/Ronald Cohen	Philadelphia, Pa.
91	Monk, Ryan	DT	So./Fr.	6-1	290	Dallas/Bob Zaruta	Dallas, Pa.
23	Monroe, Ayrton	S	So./Fr.	5-11	204	Saint Johns College H.S./Joe Patterson	Largo, Md.
59	Nelson, Andrew **	T	Sr./Jr.	6-6	306	Hershey/Mark Painter	Hershey, Pa.
21	Oruwariye, Amani *	CB	Jr./So.	6-1	201	Gaither/Jason Stokes	Tampa, Fla.
73	Palmer, Paris *	T	Sr./Sr.	6-7	300	Lackawanna College (Pa.)/Mark Duda	Plymouth, N.C.
89	Pancoast, Tom	TE/H	Sr./Jr.	6-3	235	Unionville/Pat Clark	West Chester, Pa.
92	Pasquariello, Daniel **	P	Jr./Jr.	6-1	197	Xavier College HS/	Melbourne, Victoria, Australia
32	Paye, Irvine	RB	Sr./Jr.	5-6	168	West Orange/John Jacob	Orange, N.J.
16	Petrishen, John	S	So./Fr.	6-0	209	Pittsburgh Central Catholic/Terry Totten	Lower Burrell, Pa.
10	Polk, Brandon *	WR	So./So.	5-9	175	Briar Woods/Charlie Pierce	Ashburn, Va.
29	Reid, John *	CB	So./So.	5-10	191	St. Joseph's Prep/Gabe Infante	Mount Laurel, N.J.
6	Robinson, Andre	RB	So./Fr.	5-9	216	Bishop McDevitt/Jeff Weachter	Mechanicsburg, Pa.
24	Sanders, Miles	RB	Fr./Fr.	5-11	205	Woodland Hills/George Novak	Pittsburgh, Pa.
94	Schwan, Evan **	DE	Gr./Sr.	6-6	263	Central Dauphin/Glen McNamee	Harrisburg, Pa.
4	Scott, Nick *	S	Jr./So.	5-11	200	Fairfax/Kevin Simonds	Fairfax, Va.
55	Shelton, Antonio	DT	Fr./Fr.	6-2	290	Westerville-North/Rodger Elander	Westerville, Ohio
82	Shoop, Tyler	WR	So./Fr.	5-11	170	Father Ryan/Bruce Lussier	Nashville, Tenn.
36	Shorts, Troy	CB	So./Fr.	5-10	192	Woodbury/Al Mailahn	Sicklerville, N.J.
79	Shuman, Charlie	T	Jr./So.	6-8	290	Pittsford Sutherland/Keith Molinich	Pittsford, N.Y.
15	Shuster, Michael	QB	Fr./Fr.	6-2	200	Camp Hill/Frank Gay	Camp Hill, Pa.
90	Sickels, Garrett **	DE	Sr./Jr.	6-4	260	Red Bank Regional/Nick Giglio	Red Bank, N.J.
34	Simmons, Shane	DE	Fr./Fr.	6-3	240	DeMatha/Elijah Brooks	Laurel, Md.
64	Simpson, Zach	G	So./Fr.	6-3	292	Holidaysburg Area/Homer DeLattre	Holidaysburg, Pa.
47	Smith, Brandon	LB	Sr./Jr.	6-0	228	Lewisburg/Jeremy Winn	Winfield, Pa.
12	Smith, Jordan *	CB	Sr./Sr.	5-10	185	H.D. Woodson/Greg Fuller	Washington, D.C.
2	Stevens, Tommy	QB	So./Fr.	6-4	218	Decatur Central/Justin Dixon	Indianapolis, Ind.
17	Taylor, Garrett	CB	So./Fr.	6-0	193	Saint Christopher's/Lance Clelland	Richmond, Va.
20	Thomas, Johnathan	LB	Jr./So.	5-11	220	St. John's Prep/Jim O'Leary	Peabody, Mass.
3	Thompkins, DeAndre *	WR	Jr./So.	5-11	190	Swansboro/Tim Laspada	Hubert, N.C.
99	Thrift, Brenon	DT	Jr./So.	6-3	290	Lackawanna C.C./Mark Duda	Monroeville, Pa.
44	Toney, Shaka	DE	Fr./Fr.	6-3	195	Imhotep Charter/Albie Crosby	Philadelphia, Pa.
32	Vallone, Mitchell	S	Jr./Jr.	5-9	192	Elk County Catholic/Travis Skrzypek	Johnsonburg, Pa.
96	Vasey, Kyle	SN	Jr./So.	6-2	242	Wallenpaupack/Mark Watson	Hawley, Pa.
51	Vranic, Jason	LB	Jr./Jr.	6-0	217	Erie C.C./Scott Pilkey	Wheatfield, N.Y.
25	Walker, Von ***	LB	Sr./Sr.	5-11	213	Central Mountain/Vinny Kishbaugh	Mill Hall, Pa.
5	Wartman-White, Nyeem **	LB	Gr./Sr.	6-1	240	Valley View/George Howanitz	Philadelphia, Pa.
31	Welde, Christopher	WR	So./So.	5-7	156	Council Rock North/Matt McHugh	Newtown, Pa.
93	White, Antoine *	DT	Jr./So.	6-2	290	Millville/Jason Durham	Millville, N.J.
54	Windsor, Robert	DT	So./Fr.	6-4	305	Fond Du Lac/Mike Gnewuch	Fond Du Lac, Wis.
98	Wombacker, Jordan	K/P	So./Fr.	5-10	172	Hickory/Bill Brest	Hermitage, Pa.
77	Wright, Chasz	T/G	Jr./So.	6-7	343	Milford Academy/Bill Chaplick	Woodbridge, Va.
44	Yazujian, Tyler **	SN	Sr./Sr.	5-11	235	Spring-Ford/Chad Brubaker	Royersford, Pa.
7	Zembiec, Jake	QB	Fr./Fr.	6-3	205	Aquinas Institute/Chris Battaglia	Rochester, N.Y.

* - Letters won

^ - 5th-year senior

THE LAST TIME...

PENN STATE

100+ Yards Rushing:	167, Saquon Barkley vs. Iowa, 2016
150+ Yards Rushing:	167, Saquon Barkley vs. Iowa, 2016
200+ Yards Rushing:	207, Saquon Barkley at Purdue, 2016
300+ Yards Rushing:	327, Larry Johnson at Indiana, 2002
30-34 Rushing Attempts:	33, Saquon Barkley at Indiana, 2016
35+ Rushing Attempts:	35, Zach Zwinak vs. Nebraska, 2013
Three Touchdowns Rushing:	Saquon Barkley (4) at Pitt, 2016
Four Touchdowns Rushing:	Saquon Barkley at Pitt, 2016
Five Touchdowns Rushing:	Ki-Jana Carter vs. Michigan State, 1994
60+ Yard Run:	81, Saquon Barkley at Purdue, 2016
70+ Yard Run:	81, Saquon Barkley at Purdue, 2016
80+ Yard Run:	81, Saquon Barkley at Purdue, 2016
90+ Yard Run:	92, Bill Belton at Indiana, 2014
Two Players Rush For 100 Yards:	Saquon Barkley (195) & Akeel Lynch (120) vs. Rutgers, 2015
Four Rushing TD in One Quarter:	vs. UMass, 2014 (2nd; Belton (2), Zwinak (2))
300+ Yards Passing:	384, Trace McSorley vs. Wisconsin, 2016 &
350+ Yards Passing:	384, Trace McSorley vs. Wisconsin, 2016 &
400+ Yards Passing:	454, Christian Hackenberg vs. UCF, 2014 #
20-24 Pass Completions:	22, Trace McSorley vs. Wisconsin, 2016 &
25-29 Pass Completions:	25, Christian Hackenberg at Rutgers, 2014
30-34 Pass Completions:	34, Christian Hackenberg vs. Boston College, 2014 %
35+ Pass Completions:	35, Matt McGloin vs. Northwestern, 2012
30-39 Pass Attempts:	31, Trace McSorley vs. Wisconsin, 2016 &
40-49 Pass Attempts:	41, Trace McSorley vs. Minnesota, 2016
50+ Pass Attempts:	50, Christian Hackenberg vs. Boston College, 2014 %
Four Touchdown Passes:	Trace McSorley vs. Wisconsin, 2016 &
Five Touchdown Passes:	Rashard Casey vs. Louisiana Tech, 2000
Four Interceptions Thrown:	Zack Mills at Boston College, 2004
300+ Yards Total Offense:	364, Trace McSorley (384 P, -20 R) vs. Wisconsin, 2016 &
350+ Yards Total Offense:	364, Trace McSorley (384 P, -20 R) vs. Wisconsin, 2016 &
400+ Yards Total Offense:	408, Trace McSorley (335 P, 73 R) vs. Minnesota, 2016
100+ Yards Receiving:	155, Saeed Blacknall & 118, DaeSean Hamilton, vs. Wisconsin, 2016 &
150+ Yards Receiving:	155, Saeed Blacknall, vs. Wisconsin, 2016 &
200+ Yards Receiving:	216, Deon Butler vs. Northwestern, 2006
Two Players w/ 100 Yards Receiving:	Saeed Blacknall (155) & DaeSean Hamilton (118) vs. Wisconsin, 2016 &
Two Players w/ 150 Yards Receiving:	Geno Lewis (173) & DaeSean Hamilton (165) vs. UCF, 2014 #
Back-to-Back 100 Yards Receiving Games:	Chris Godwin, 2015 (103 at Ohio State; 135 vs. Maryland)
Three Straight 100-yard Receiving Games:	Allen Robinson, 2013 (133 vs. Syracuse; 129 vs. Eastern Michigan; 143 vs. UCF)
10+ Receptions:	14, DaeSean Hamilton vs. Ohio State, 2014
50+ Yard Reception:	70, Saeed Blacknall from Trace McSorley, vs. Wisconsin, 2016 &
60+ Yard Reception:	70, Saeed Blacknall from Trace McSorley, vs. Wisconsin, 2016 &
70+ Yard Reception:	70, Saeed Blacknall from Trace McSorley, vs. Wisconsin, 2016 &
80+ Yard Reception:	80, Irvin Charles from Trace McSorley vs. Minnesota, 2016
Three Touchdowns Receiving:	Allen Robinson vs. Indiana, 2012
Four Touchdowns Receiving:	Bobby Engram vs. Minnesota, 1993
150+ All-Purpose Yards:	155, Saeed Blacknall, vs. Wisconsin, 2016 &
200+ All-Purpose Yards:	211, Saquon Barkley vs. Iowa, 2016
250+ All-Purpose Yards:	277, Saquon Barkley at Purdue, 2016
Five Touchdowns Scored:	5 (4 rushing, 1 receiving) Saquon Barkley at Pitt, 2016
Kickoff Return For Touchdown:	95, Chaz Powell vs. Indiana State, 2011
Rushing, Receiving & Kickoff Return TDs:	Derrick Williams vs. Illinois, 2008
100-Yard Kickoff Return:	100, Chaz Powell vs. Youngstown State, 2010
Punt Return For Touchdown:	63, Derrick Williams at Wisconsin, 2008
80-Yard Punt Return:	81, Bryant Johnson vs. Michigan State, 2002
Zero Punts in a Game:	Purdue, 2013
Multiple Interceptions:	2, Trevor Williams, at Rutgers, 2014
90-Yard Interception Return:	99, Michael Mauti, at Illinois, 2012
Interception Return For Touchdown:	30, Amani Oruwariye vs. Kent State, 2016 at Rutgers, 2014
Five Interceptions in a Game (Team):	at Rutgers, 2014
Fumble Return For Touchdown:	9, Torrence Brown at Indiana, 2016
Blocked Field Goal:	Marcus Allen vs. Ohio State, 2016
Blocked Field Goal For Touchdown:	60, Grant Haley vs. Ohio State, 2016
Blocked Extra Point:	Parker Cothren at Northwestern, 2015
Blocked Punt:	Juwan Johnson at Rutgers, 2016
Blocked Punt For Touchdown:	Michael Yancich vs. Ohio State, 2012 (Mike Hull block)
Safety:	Devon Still (sack in end zone) at Minnesota, 2010
50-Yard Field Goal:	50, Sam Ficken vs. Temple, 2014
Four Field Goals:	Tyler Davis at Rutgers, 2016
Five Field Goals:	Collin Wagner vs. Temple, 2010

OPPONENT

100+ Yards Rushing:	164, Corey Clement, Wisconsin, 2016 &
150+ Yards Rushing:	164, Corey Clement, Wisconsin, 2016 &
200+ Yards Rushing:	203, BenJarvus Green-Ellis, Indiana, 2003
30-34 Rushing Attempts:	30, Jeremy Langford, Michigan State, 2014
35+ Rushing Attempts:	44, Mike Hart, Michigan, 2007 (OR)
Three Touchdowns Rushing:	Trevor Siemian, Northwestern, 2014
Four Touchdowns Rushing:	Montee Ball, Wisconsin, 2011
50+ Yard Run:	67, Corey Clement, Wisconsin, 2016 &
60+ Yard Run:	67, Corey Clement, Wisconsin, 2016 &
70+ Yard Run:	74, Curtis Samuel, Ohio State, 2016
Two Players Rush For 100 Yards:	Rodney Smith (104) & Shannon Brooks (100) Minnesota, 2016
300+ Yards Passing:	339, Joel Stave, Wisconsin, 2013
400+ Yards Passing:	454, Cameron Coffman, Indiana, 2012
500+ Yards Passing:	532, Case Keenum, Houston, 2012 (OR) *
25-29 Pass Completions:	28, J.T. Barrett, Ohio State, 2016
30-44 Pass Completions:	34, David Blough, Purdue, 2016
45+ Pass Completions:	45, Case Keenum, Houston, 2012 (OR) *
30-39 Pass Attempts:	34, Wilton Speight, Michigan, 2016
40-49 Pass Attempts:	40, Richard Lagow, Indiana, 2016
50+ Pass Attempts:	50, David Blough, Purdue, 2016
60+ Pass Attempts:	61, Brian Hoyer, Michigan State, 2006
Four Touchdown Passes:	Mark Sanchez, USC, 2009 ^
Four Interceptions Thrown:	P.J. Walker, Temple, 2014
Five Interceptions Thrown:	Gary Nova, Rutgers, 2014
300+ Yards Total Offense:	349, Perry Hills (225 P, 124 R), Maryland, 2015
400+ Yards Total Offense:	437, Cameron Coffman (454 P, -17 R), Indiana, 2012
500+ Yards Total Offense:	542, C. Keenum (532 P, 10 R), Houston, 2012 (OR) *
100+ Yards Receiving:	101, Brian Smith, Minnesota, 2016
150+ Yards Receiving:	228, Patrick Edwards, Houston, 2012 *
200+ Yards Receiving:	228, Patrick Edwards, Houston, 2012 *
10+ Receptions:	11, Mike Dudek, Illinois, 2013
70+ Yard Reception:	75, Jalen Fitzpatrick from P.J. Walker, Temple, 2014
80+ Yard Reception:	80, D. Barnes from K. Hess, Youngstown State, 2010
90+ Yard Reception:	99, Thomas Lewis from John Paci, Indiana, 1993
Three Touchdown Receptions:	Da'Jon McKnight, Minnesota, 2010
Kickoff Return For Touchdown:	96, Solomon Vault, Northwestern, 2015
90-Yard Kickoff Return:	96, Solomon Vault, Northwestern, 2015
100-Yard Kickoff Return:	100, Rashaad Penny, San Diego State, 2015
Punt Return For Touchdown:	75, Venric Mark, Northwestern, 2012
70-Yard Punt Return:	75, Venric Mark, Northwestern, 2012
80-Yard Punt Return:	87, Willie Reid, Florida State, 2006 Orange
Interception Return For Touchdown:	13, Malik McDowell, Michigan State, 2015
Fumble Return For Touchdown:	12, Ryan Connelly, Wisconsin, 2016 &
Blocked Punt:	Lorenzo Harrison, Maryland, 2016
Blocked Punt For Touchdown:	27, Larentee McCray, Florida, 2011 \$
Blocked Field Goal:	Josey Jewell, Iowa, 2016
Blocked Extra Point:	Rob Bain (2X), Illinois, 2015
Safety:	Team (snap out of the end zone on punt), Ohio State, 2016
Defensive Extra Point:	99, D.J. Johnson, Iowa, 2002
50-Yard Field Goal:	50, Derek Dimke, Illinois, 2010
Four Field Goals:	Michael Geiger, Michigan State, 2016

^ - Rose Bowl
 \$ - Outback Bowl
 * - TicketCity Bowl
 # - Croke Park Classic (Dublin, Ireland)
 % - PinStripe Bowl
 & - Big Ten Championship Game
 (OR) - Opponent Record



@PennStateFBall



PSUFBall

2016

PSUnvaled.com

GoPSUsports.com

RECORD WATCH

RUSHING YARDAGE, CAREER

- 3,932 Evan Royster, 2007-10
- 3,398 Curt Warner, 1979-82
- 3,320 Tony Hunt, 2003-06
- 3,301 Blair Thomas, 1985-87, 89
- 3,256 Curtis Enis, 1995-97
- 3,227 D.J. Dozier, 1983-86
- 2,953 Larry Johnson, 1999-2002
- 2,934 Lydell Mitchell, 1969-71
- 2,829 Ki-Jana Carter, 1992-94
- 2,818 Matt Suhey, 1976-79
- 2,639 John Cappelletti, 1972-73
- 2,518 Eric McCoo, 1998-2001
- 2,380 Lenny Moore, 1953-55
- 2,378 Saquon Barkley, 2015-pres.**

RUSHING YARDAGE, SEASON

- 2,087 Larry Johnson, 2002
- 1,567 Lydell Mitchell, 1971
- 1,539 Ki-Jana Carter, 1994
- 1,522 John Cappelletti, 1973
- 1,414 Blair Thomas, 1987
- 1,386 Tony Hunt, 2006
- 1,363 Curtis Enis, 1997
- 1,341 Blair Thomas, 1989
- 1,329 Rodney Kinlaw, 2007
- 1,302 Saquon Barkley, 2016**
- 1,241 Silas Redd, 2011
- 1,236 Evan Royster, 2008
- 1,210 Curtis Enis, 1996
- 1,169 Evan Royster, 2009
- 1,117 John Cappelletti, 1972
- 1,082 Lenny Moore, 1954
- 1,076 Saquon Barkley, 2015

RUSHING YARDAGE, GAME

- 327 Larry Johnson at Indiana, 2002
- 279 Larry Johnson vs. Illinois, 2002
- 279 Larry Johnson vs. Michigan State, 2002
- 257 Larry Johnson vs. Northwestern, 2002
- 256 Curt Warner at Syracuse, 1981
- 250 Shorty Miller vs. Carnegie Tech, 1913
- 243 Bob Pollard at Rutgers, 1951
- 241 Curtis Enis vs. USC, 1996
- 239 Bob Campbell vs. Syracuse, 1968
- 238 Curt Warner at Nebraska, 1981
- 227 Ki-Jana Carter vs. Michigan State, 1994
- 225 Matt Suhey vs. Army, 1979
- 220 John Cappelletti vs. N.C. State, 1973
- 214 Blair Thomas vs. Notre Dame, 1987
- 211 Lydell Mitchell at Iowa, 1971
- 211 Curtis Enis vs. Ohio State, 1997
- 211 Eric McCoo vs. Ohio State, 1999
- 210 Ki-Jana Carter at Minnesota, 1994
- 209 Lydell Mitchell vs. Maryland, 1971
- 208 Shelly Hammonds at Boston College, 1990
- 207 Saquon Barkley at Purdue, 2016**
- 206 Eric McCoo vs. Michigan State, 1998
- 204 John Cappelletti vs. Ohio U., 1973
- 202 John Cappelletti at Maryland, 1973
- 202 Saquon Barkley vs. Maryland, 2016**
- 201 Bill Belton vs. Illinois, 2013

100-YARD RUSHING GAMES, CAREER

- 18 Curt Warner, 1979-82
- 17 Ki-Jana Carter, 1993-94
- 17 Curtis Enis, 1995-97
- 17 Blair Thomas, 1986-89
- 15 Tony Hunt, 2004-06
- 15 Lydell Mitchell, 1969-71
- 15 Evan Royster, 2007-10
- 13 John Cappelletti, 1972-73
- 12 Lenny Moore, 1953-55
- 11 D.J. Dozier, 1983-86
- 11 Zach Zwinak, 2012-13
- 10 Charlie Pittman, 1967-69
- 9 Eric McCoo, 1998-2000
- 9 Saquon Barkley, 2015-pres**

200-YARD RUSHING GAMES, CAREER

- 4 Larry Johnson, 2002
- 3 John Cappelletti, 1973
- 2 Lydell Mitchell, 1971
- 2 Curt Warner, 1981
- 2 Ki-Jana Carter, 1994
- 2 Curtis Enis, 1996-97
- 2 Eric McCoo, 1997-98
- 2 Saquon Barkley, 2016**

RUSHING TOUCHDOWNS, CAREER

- 38 Lydell Mitchell, 1969-71
- 36 Curtis Enis, 1995-97
- 34 Ki-Jana Carter, 1992-94
- 30 Charlie Pittman, 1967-69
- 29 John Cappelletti, 1972-73
- 29 Richie Anderson, 1989-92
- 29 Evan Royster, 2007-10
- 26 Matt Suhey, 1976-79
- 26 Larry Johnson, 1999-2002
- 25 D.J. Dozier, 1983-86
- 25 Tony Hunt, 2003-06
- 24 Franco Harris, 1969-71
- 24 Curt Warner, 1979-82
- 23 Lenny Moore, 1953-55
- 23 Saquon Barkley, 2015-16**

RUSHING TOUCHDOWNS, SEASON

- 26 Lydell Mitchell, 1971
- 23 Ki-Jana Carter, 1994
- 20 Larry Johnson, 2002
- 19 Curtis Enis, 1997
- 18 Richie Anderson, 1992
- 17 John Cappelletti, 1973
- 16 Saquon Barkley, 2016**
- 14 Charlie Pittman, 1968
- 13 Curtis Enis, 1996
- 13 Bull McCleary, 1907
- 13 Harry Robb, 1917
- 13 Curtis Enis, 1996
- 13

RUSHING TD BY A SOPHOMORE

- 16 Saquon Barkley, 2016**
- 13 Bull McCleary, 1907
- 13 Harry Robb, 1917
- 13 Curtis Enis, 1996
- 12 Evan Royster, 2008

LONGEST RUSHING PLAYS

- 92 (Not a TD) Blair Thomas, vs. Syracuse 1986
- 92 Bill Belton at Indiana, 2014
- 90 Bill Suter at Navy, 1894
- 87 Bob Campbell vs. Syracuse, 1968
- 86 Bob Riggie at West Virginia, 1964
- 84 Chafie Fields vs. Texas, 1997 Fiesta
- 84 Larry Johnson, vs. Illinois, 2002
- 83 Ki-Jana Carter vs. Oregon, 1995 Rose
- 81 Saquon Barkley at Purdue, 2016**
- 80 8 tied

ALL-PURPOSE YARDS, SEASON

	Total	Rush	Rec.	Ret.	
1.	2,655	2,087	349	219	Larry Johnson, 2002
2.	1,831	133	977	721	O.J. McDuffie, 1992
3.	1,772	1,414	300	58	Blair Thomas, 1987
4.	1,754	1,567	154	33	Lydell Mitchell, 1971
5.	1,743	1,539	123	81	Ki-Jana Carter, 1994
6.	1,666	1,302	347	17	Saquon Barkley, 2016
7.	1,645	1,386	259	0	Tony Hunt, 2006
8.	1,607	1,522	69	16	John Cappelletti, 1973
9.	1,578	1,363	215	0	Curtis Enis, 1997
10.	1,535	1,341	118	76	Blair Thomas, 1989

ALL-PURPOSE YARDS, GAME

	Total	Rush	Rec.	Ret.	
1.	341	256	20	65	C. Warner at Syracuse, 1981
2.	327	327	0	0	L. Johnson at Indiana, 2002
3.	302	115	0	187	H. Wilson vs. Navy, 1923
4.	297	279	0	18	L. Johnson vs. Illinois, 2002
5.	295	88	49	158	B. Campbell at Navy, 1967
6.	289	279	10	0	L. Johnson vs. Michigan St, 2002
7.	282	0	112	170	G. Hayman vs. N.C. State, 1973
	282	132	0	150	S. Pitts vs. Iowa, 1995
9.	280	100	71	109	C. Warner vs. Rutgers, 1979
	280	43	212	25	O.J. McDuffie vs. BC, 1992
11.	278	162	42	74	H. Wilson at Penn, 1923
	278	243	0	35	B. Pollard at Rutgers, 1951
	278	238	26	14	C. Warner at Nebraska, 1981
14.	277	207	77	0	S. Barkley at Purdue, 2016

SCORING, SEASON

	Points	TD	PAT	FG	
1.	174	29	0	0	Lydell Mitchell, 1971
2.	140	23	**0	0	Larry Johnson, 2002
3.	138	23	0	0	Ki-Jana Carter, 1994
4.	122	20	**0	0	Curtis Enis, 1997
5.	121	0	55	22	Tyler Davis, 2016
6.	120	0	60	20	Kevin Kelly, 2008
7.	119	11	—	—	Pete Mauthe, 1909
8.	116	19	*0	0	Richie Anderson, 1992
9.	114	19	0	0	Saquon Barkley, 2016
10.	110	1	44	20	Kevin Kelly, 2007
11.	107	0	44	21	Travis Forney, 1999
12.	102	17	0	0	John Cappelletti, 1973

*2-pt conversion run; **2-pt conversion reception

SCORING, GAME

	Points	TD	PAT	FG	
1.	36	6	0	0	H. Robb vs. Gettysburg, 1917
2.	33	4	9	0	C. Forkum at Pitt, 1903
3.	*32	3	10	0	C. Atherton vs. Gettysburg, 1894
4.	30	5	0	0	S. Miller vs. Carnegie Tech, 1913
	30	5	0	0	L. Mitchell at Navy, 1971
	30	5	0	0	L. Mitchell vs. Maryland, 1971
	30	5	0	0	O. K. Carter vs. Michigan State, 1994
30	5	0	0	0	S. Barkley at Pitt, 2016
9.	28	4	4	0	O.J. Roepke vs. Gettysburg, 1927
10.	25	4	1	0	T. Sherman vs. Cal, 1966

*Prior to 1897, 4 pts. were awarded for TDs and 2 pts. for PATs

FIELD GOALS, CAREER

	FG	FGA	Pct.	
1.	78	107	72.9	Kevin Kelly, 2005-08
2.	54	75	72	Sam Ficken, 2011-14
3.	50	80	62.5	Craig Fayak, 1990-93
4.	47	63	74.6	Travis Forney, 1996-99
5.	45	61	73.7	Brett Conway, 1993-96
6.	40	59	67.6	Massimo Manca, 1982, 84-86
7.	39	61	63.9	Matt Bahr, 1976-78
8.	39	61	63.9	Robbie Gould, 2001-04
9.	38	49	77.6	Nick Gancitano, 1981-84
10.	36	48	75	Collin Wagner, 2007-10
11.	35	63	55.6	Chris Bahr, 1973-75
12.	30	32	93.8	Tyler Davis, 2015-pres.
13.	29	41	70.7	Herb Menhardt, 1978-80

FIELD GOALS, SEASON

	FG	FGA	Pct.	
1.	24	29	82.8	Sam Ficken, 2014
2.	22	27	81.5	Matt Bahr, 1978
	22	34	64.7	Kevin Kelly, 2006
22	24	91.7	91.7	Tyler Davis, 2016
5.	21	26	80.8	Massimo Manca, 1985
	21	26	80.8	Travis Forney, 1999
7.	20	29	68.9	Travis Forney, 1998
	20	26	76.9	Kevin Kelly, 2007
	20	24	83.3	Kevin Kelly, 2008
	20	25	80	Collin Wagner, 2010

LONGEST PUNTS BY FRESHMEN

- 74 Anthony Fera vs. Iowa, 2010
- 69 Blake Gillikin at Pitt, 2016**
- 63 Daniel Pasquariello vs. Michigan State, 2014
- 61 Blake Gillikin at Michigan, 2016**
- 59 Jeremy Kapinos vs. Boston College, 2003
- 58 Blake Gillikin vs. Kent State, 2016**
- 58 Jeremy Kapinos at Purdue, 2003

LONGEST PUNTS

- 89 Coop French at Iowa, 1930
- 78 Jeremy Kapinos at Ohio State, 2004
- 76 Chris Clauss vs. Rutgers, 1987
- 74 Anthony Fera at Iowa, 2010
- 73 Mitt Plum at Ohio State, 1956
- 71 Joe Colone at Syracuse, 1946
- 71 John Bruno Jr. vs. Boston College, 1985
- 70 Coop French at Iowa, 1930
- 70 Joe Colone at Syracuse, 1946
- 70 Jeremy Kapinos vs. Purdue, 2004
- 70 Jeremy Boone at Illinois, 2007
- 69 Bob Parsons at Colorado, 1970
- 69 Anthony Fera vs. Purdue, 2011
- 69 Blake Gillikin at Pitt, 2016**

PUNTING AVERAGE, CAREER
(Minimum 45 punts)

- 43.1 Jeremy Boone, 2007-09
- 43.0 George Reynolds, 1980-83
- 42.1 Blake Gillikin, 2016-pres.**
- 41.8 Ralph Giacommaro, 1979-82
- 41.8 Pat Pidgeon, 1996-99
- 41.7 John Bruno Jr., 1984-86
- 41.7 Jeremy Kapinos, 2003-06
- 41.7 Anthony Fera, 2010-11
- 40.5 Chris Clauss, 1987
- 40.0 David Royer, 1999-2002
- 39.0 Doug Helkowski, 1988-91
- 38.9 Bob Parsons, 1969-71
- 38.7 Daniel Pasquariello, 2014-pres.**

PUNTING AVERAGE, SEASON

- 43.6 Ralph Giacommaro, 1981
- 43.3 Ralph Giacommaro, 1980
- 43.3 Jeremy Boone, 2009
- 43.0 Jeremy Boone, 2007
- 43.0 Jeremy Boone, 2008
- 42.9 John Bruno Jr., 1985
- 42.6 George Reynolds, 1983
- 42.6 Pat Pidgeon, 1997
- 42.6 Pat Pidgeon, 1998
- 42.1 Blake Gillikin, 2016**

TOTAL OFFENSE, CAREER

	Total	Rush	Pass	
1.	8215	-242	8457	Christian Hackenberg, 2013-15
2.	7796	584	7212	Zack Mills, 2001-04
3.	6361	619	5742	Daryll Clark, 2006-09
4.	6000	131	5869	Tony Sacca, 1988-91
5.	5745	-59	5804	Matt McGloin, 2009-12
6.	5300	-4	5304	Kerry Collins, 1991-94
7.	5168	1637	3531	Michael Robinson, 2002-05
8.	5162	-220	5382	Chuck Fusina, 1975-78
9.	5154	-121	5275	Anthony Morelli, 2004-07
10.	4911	99	4812	Todd Blackledge, 1980-82
11.	4212	667	3545	John Huffnagel, 1970-72
12.	4182	-237	4419	Wally Richardson, 1992, 94-96
13.	3940	395	3545	Trace McSorley, 2015-pres.

TOTAL OFFENSE, SEASON

	Total	Rush	Pass	
1.	3,712	352	3,360	Trace McSorley, 2016
2.	3,215	-51	3,266	Matt McGloin, 2012
3.	3,214	211	3,003	Daryll Clark, 2009
4.	3,156	806	2,350	Michael Robinson, 2005
5.	2,887	-68	2,955	Christian Hackenberg, 2013
6.	2,883	-94	2,977	Christian Hackenberg, 2014
8.	2,874	282	2,592	Daryll Clark, 2008
8.	2,660	-19	2,679	Kerry Collins, 1994
9.	2,638	-13	2,651	Anthony Morelli, 2007
10.	2,618	201	2,417	Zack Mills, 2002

TOTAL OFFENSE, GAME

	Total	Rush	Pass	
1.	456	2	454	C. Hackenberg vs. UCF, 2014
2.	418	138	280	Z. Mills vs. Ohio State, 2001
3.	408	73	335	T. McSorley vs. Minnesota, 2016
4.	398	19	379	M. Robinson vs. Wisconsin, 2003
5.	389	-10	399	Z. Mills vs. Iowa, 2002
	389	13	376	T. McSorley vs. Michigan St., 2016
7.	369	67	302	R. Casey vs. Iowa, 2000
8.	364	-20	364	T. McSorley vs. Wisconsin, 2016
9.	363	92	271	J. Huffnagel at Boston College, 1972
	363	125	238	M. Robinson vs. Wisconsin, 2005
	363	-32	395	M. McGloin, vs. Indiana, 2012

RECORD WATCH

PASS COMPLETIONS, SEASON

1.	270	Matt McGloin, 2012
2.	270	Christian Hackenberg, 2014
3.	234	Anthony Morelli, 2007
4.	232	Daryll Clark, 2009
5.	231	Christian Hackenberg, 2013
6.	208	Anthony Morelli, 2006
7.	206	Trace McSorley, 2016
8.	192	Daryll Clark, 2008
9.	192	Christian Hackenberg, 2015
10.	193	Wally Richardson, 1995
11.	188	Zack Mills, 2002

PASSING ATTEMPTS, SEASON

1.	484	Christian Hackenberg, 2014
2.	446	Matt McGloin, 2012
3.	402	Anthony Morelli, 2007
4.	392	Christian Hackenberg, 2013
5.	386	Anthony Morelli, 2006
6.	381	Daryll Clark, 2009
7.	359	Christian Hackenberg, 2015
8.	358	Trace McSorley, 2016
9.	335	Wally Richardson, 1995
10.	333	Zack Mills, 2002

PASSING TOUCHDOWNS, SEASON

1.	25	Trace McSorley, 2016
2.	24	Daryll Clark, 2009
3.	24	Matt McGloin, 2012
4.	22	Todd Blackledge, 1982
5.	21	Tony Sacca, 1991
6.	21	Kerry Collins, 1994
7.	20	Christian Hackenberg, 2013
8.	19	Doug Strang, 1983
9.	19	Anthony Morelli, 2007
10.	19	Daryll Clark, 2008

PASSING YARDS, CAREER

1.	8,457	Christian Hackenberg, 2013-15
2.	7,212	Zack Mills, 2001-04
3.	6,385	Matt McGloin, 2009-12
4.	5,869	Tony Sacca, 1988-91
5.	5,742	Daryll Clark, 2006-09
6.	5,382	Chuck Fusina, 1975-78
7.	5,304	Kerry Collins, 1991-94
8.	5,275	Anthony Morelli, 2004-07
9.	4,812	Todd Blackledge, 1980-82
10.	4,419	Wally Richardson, 1992, 94-96
11.	3,710	Kevin Thompson, 1996-99
12.	3,545	John Hufnagel, 1970-72
13.	3,545	Trace McSorley, 2015-pres.
14.	3,531	Michael Robinson, 2002-05
15.	3,469	John Shaffer, 1983-86

PASSING YARDS, SEASON

1.	3,360	Trace McSorley, 2016
2.	3,266	Matt McGloin, 2012
3.	3,003	Daryll Clark, 2009
4.	2,977	Christian Hackenberg, 2014
5.	2,955	Christian Hackenberg, 2013
6.	2,679	Kerry Collins, 1994
7.	2,651	Anthony Morelli, 2007
8.	2,592	Daryll Clark, 2008
9.	2,525	Christian Hackenberg, 2015
10.	2,488	Tony Sacca, 1991

PASSING YARDAGE, GAME

1.	454	Christian Hackenberg vs. UCF, 2014
2.	399	Zack Mills vs. Iowa, 2002
3.	395	Matt McGloin vs. Indiana, 2012
4.	384	Trace McSorley vs. Wisconsin, 2016
5.	379	Michael Robinson vs. Wisconsin, 2003
6.	376	Trace McSorley vs. Michigan State, 2016
7.	371	Christian Hackenberg vs. Boston Coll., 2014
8.	366	Mike McQueary vs. Pitt, 1997
9.	358	Todd Blackledge at Miami (Fla.), 1981
10.	353	Daryll Clark vs. Akron, 2009
11.	352	Kerry Collins at Michigan State, 1993
12.	341	Daryll Clark vs. Michigan State, 2008
13.	340	Christian Hackenberg at Indiana, 2013
14.	339	Christian Hackenberg at Wisconsin, 2013
15.	335	Trace McSorley vs. Minnesota, 2016
16.	332	Trace McSorley at Pitt, 2016
	332	Trace McSorley at Indiana, 2016

300-YARD PASSING GAMES, CAREER

1.	9	Christian Hackenberg, 2013-15
2.	6	Matt McGloin, 2009-12
3.	5	Trace McSorley, 2015-pres.
4.	4	Kerry Collins, 1991-94
5.	3	Daryll Clark, 2006-09

300-YARD PASSING GAMES, SEASON

1.	5	Trace McSorley, 2016
2.	4	Matt McGloin, 2012
3.	4	Christian Hackenberg, 2013
4.	4	Christian Hackenberg, 2014
5.	2	Kerry Collins, 1994
6.	2	Daryll Clark, 2009

200-YARD PASSING GAMES, CAREER

1.	21	Christian Hackenberg, 2013-15
2.	18	Matt McGloin, 2009-12
3.	16	Kerry Collins, 1991-94
4.	16	Zack Mills, 2001-04
5.	14	Daryll Clark, 2006-09
6.	11	Chuck Fusina, 1975-78
7.	11	Tony Sacca, 1988-91
8.	11	Anthony Morelli, 2004-07
9.	10	Trace McSorley, 2015-pres.
10.	9	Todd Blackledge, 1980-82
11.	9	Wally Richardson, 1992, 94-96

200-YARD PASSING GAMES, SEASON

1.	11	Matt McGloin, 2012
2.	10	Kerry Collins, 1994
3.	10	Trace McSorley, 2016
4.	9	Christian Hackenberg, 2013
5.	8	Daryll Clark, 2009
6.	7	Todd Blackledge, 1982
7.	7	Michael Robinson, 2005
8.	6	Wally Richardson, 1995
9.	6	Mike McQueary, 1997

LONGEST PASS PLAYS

1.	92	Bob Higgins from Bill Hess at Pitt, 1919
2.	86	Jim Scott from Steve Joachim at Navy, 1971
3.	82	Eric Hamilton from Matt Krizner vs. Pitt, 1986
4.	82	Freddie Scott from Kerry Collins vs. Rutgers, 1994
5.	80	Paul Johnson from Tom Sherman at Maryland, 1967
6.	80	Dean DiMidio from Doug Strang vs. Alabama, 1983
7.	80	Stephton Green from Pat Devlin vs. Michigan, 2008
8.	80	Derek Moya from Rob Bolden vs. Illinois, 2010
9.	80	Irvin Charles from Trace McSorley vs. Minnesota, 2016

YARDS PER PASS ATTEMPT, CAREER

1.	8.91	Trace McSorley, 2015-pres.
2.	8.89	Mike McQueary, 1994-97
3.	8.69	John Hufnagel, 1970-72
4.	8.09	Chuck Fusina, 1975-78
5.	8.07	Kerry Collins, 1991-94
6.	7.91	Tom Shuman, 1972-74
7.	7.78	Daryll Clark, 2006-09
8.	7.49	Kevin Thompson, 1996-99
9.	7.46	Tom Sherman, 1965-67
10.	7.31	Todd Blackledge, 1980-82

YARDS PER PASS ATTEMPT, SEASON

1.	10.15	Kerry Collins, 1994
2.	9.44	John Hufnagel, 1972
3.	9.39	Trace McSorley, 2016
4.	9.03	Chuck Fusina, 1977
5.	9.00	Milt Plum, 1956
6.	8.71	John Hufnagel, 1971
7.	8.67	Mike McQueary, 1997
8.	8.54	Tom Shuman, 1973
9.	8.52	Tony Sacca, 1991
10.	8.07	Daryll Clark, 2008

PASSING EFFICIENCY, CAREER

1.	151.5	Trace McSorley, 2015-pres.
2.	145.6	Mike McQueary, 1994-97
3.	140.8	John Hufnagel, 1970-72
4.	140.4	Daryll Clark, 2006-09
5.	137.3	Kerry Collins, 1991-94
6.	136.7	Tom Shuman, 1972-74
7.	132.5	Chuck Fusina, 1975-78
8.	128.3	Matt McGloin, 2009-12
9.	127.7	Pete Liske, 1961-63
10.	127.0	Tom Bill, 1987-90

PASSING EFFICIENCY, SEASON

1.	172.9	Kerry Collins, 1994
2.	156.6	Trace McSorley, 2016
3.	151.8	John Hufnagel, 1971
4.	149.8	Tony Sacca, 1991
5.	148.0	John Hufnagel, 1972
6.	146.4	Chuck Fusina, 1977
7.	145.0	Mike McQueary, 1997
8.	143.7	Tom Shuman, 1973
9.	143.4	Daryll Clark, 2008
10.	142.6	Daryll Clark, 2009

INT. PERCENTAGE, CAREER

1.	1.25	Trace McSorley, 2015-pres.
2.	2.02	Wally Richardson, 1992, 94-96
3.	2.10	Matt McGloin, 2009-12
4.	2.14	Anthony Morelli, 2004-07
5.	2.17	Daryll Clark, 2006-09
6.	2.31	John Sacca, 1992-93
7.	2.31	Anthony Morelli, 2004-07
8.	2.51	Christian Hackenberg, 2013-15
9.	2.82	Pete Liske, 1961-63
10.	2.83	Rashard Casey, 1997-2000

INT. PERCENTAGE, SEASON

1.	1.12	Matt McGloin, 2012
2.	1.39	Trace McSorley, 2016
3.	1.46	Kerry Collins, 1992
4.	1.67	Christian Hackenberg, 2015
5.	1.71	Tony Sacca, 1991
6.	1.79	Wally Richardson, 1995
7.	1.86	Daryll Clark, 2008
8.	1.94	John Sacca, 1992
9.	1.96	John Shaffer, 1986
10.	2.07	Anthony Morelli, 2006

RECEIVING YARDAGE, CAREER

1.	3,026	Bobby Engram, 1991, 93-95
2.	2,771	Deon Butler, 2005-08
3.	2,474	Allen Robinson, 2011-13
4.	2,395	Derek Moya, 2008-11
5.	2,217	Chris Godwin, 2014-pres.
6.	2,015	Jordan Norwood, 2005-08
7.	2,008	Bryant Johnson, 1999-2002
8.	2,006	Kenny Jackson, 1980-83
9.	1,988	O.J. McDuffie, 1988-92
10.	1,985	DaeSean Hamilton, 2014-pres.

RECEIVING YARDAGE, SEASON

1.	1,432	Allen Robinson, 2013
2.	1,101	Chris Godwin, 2015
3.	1,084	Bobby Engram, 1995
4.	1,029	Bobby Engram, 1994
5.	1,013	Allen Robinson, 2012
6.	977	O.J. McDuffie, 1992
7.	973	Freddie Scott, 1994
8.	917	Bryant Johnson, 2002
9.	899	DaeSean Hamilton, 2014
10.	885	Derek Moya, 2010
11.	873	Bobby Engram, 1993
12.	869	Joe Jurevicius, 1996
13.	866	Bryant Johnson, 2001
14.	846	Terry Smith, 1991
15.	817	Joe Jurevicius, 1997
16.	810	Deon Butler, 2008
17.	790	O.J. McDuffie, 1991
18.	795	Chris Godwin, 2016
19.	785	Derek Moya, 2009
20.	751	Geno Lewis, 2014
21.	697	Kenny Jackson, 1982
...	668	Mike Gesicki, 2016

RECEPTIONS, CAREER

1.	179	Deon Butler, 2005-08
2.	177	Allen Robinson, 2011-13
3.	167	Bobby Engram, 1991, 93-95
4.	161	Derrick Williams, 2005-08
5.	161	DaeSean Hamilton, 2014-pres.
6.	158	Jordan Norwood, 2005-08
7.	144	Derek Moya, 2008-11
8.	144	Chris Godwin, 2014-pres.
9.	125	O.J. McDuffie, 1988-92
10.	117	Jack Curry, 1965-67

RECEPTIONS, SEASON

1.	97	Allen Robinson, 2013
2.	82	DaeSean Hamilton, 2014
3.	77	Allen Robinson, 2012
4.	69	Chris Godwin, 2015
5.	63	O.J. McDuffie, 1992
6.	63	Bobby Engram, 1995
7.	55	Terry Smith, 1991
8.	55	Derrick Williams, 2007
9.	55	Geno Lewis, 2014
10.	53	Derek Moya, 2010
11.	52	Bobby Engram, 1994
12.	51	Bryant Johnson, 2002
13.	50	Chris Godwin, 2016
14.	48	Four Tied
...	47	Mike Gesicki, 2016

RECEIVING TOUCHDOWNS, CAREER

1.	31	Bobby Engram, 1991, 93-95
2.	25	Kenny Jackson, 1980-83
3.	22	Deon Butler, 2005-08
4.	18	Derek Moya, 2008-11
5.	17	Allen Robinson, 2011-13
6.	16	O.J. McDuffie, 1988-92
7.	16	Chris Godwin, 2014-pres.
8.	15	Terry Smith, 1988-91
9.	15	Joe Jurevicius, 1994-97
10.	13	Jordan Norwood, 2005-08

RECEIVING TOUCHDOWNS, SEASON

1.	13	Bobby Engram, 1993
2.	11	Bobby Engram, 1995
3.	11	Allen Robinson, 2012
4.	10	Joe Jurevicius, 1997
5.	9	O.J. McDuffie, 1992
6.	9	Freddie Scott, 1994
7.	9	Deon Butler, 2005
8.	9	Chris Godwin, 2016
9.	9	Terry Smith, 1991
10.	8	Derek Moya, 2010



GAME 1

KENT STATE 13



vs.



33 PENN STATE

BEAVER STADIUM
BTN

SEPT. 3, 2016
ATTN: 94,378



GAME RECAPS

UNIVERSITY PARK, Pa. - The Penn State defense shut down Kent State in the second half, led by six sacks and an Amani Oruwariye interception return for a touchdown, as the Nittany Lions defeated the Golden Flashes in its 2016 season opener, 33-13, in Beaver Stadium.

Penn State held a 16-13 lead at the half, but Oruwariye's 30-yard pick-six set the tone for the final two quarters, as the Nittany Lion defense held Kent State to just 118 yards the rest of the way. Linebacker Brandon Bell added an interception in Penn State territory, and seven different Lions combined for seven sacks for the game - the most by Penn State in a single game since the Northwestern game in 2011.

Sophomore quarterback Trace McSorley enjoyed a successful first career start at the helm of Penn State's new-look offense. He threw touchdown passes to DaeSean Hamilton and Mike Gesicki, connecting on 16-of-31 pass attempts for 209 yards, while also adding 47 yards on the ground. Classmate Saquon Barkley led the rushing attack, totaling 105 yards on 22 carries with one touchdown.

Penn State improves to 107-21-2 in season openers and has won 13 of its last 15. Six Nittany Lions made their first career starts (OG Ryan Bates, QB Trace McSorley, DE Evan Schwan, DT Kevin Givens, DT Parker Cothren, P Blake Gillikin), while 19 played in their first collegiate game for Penn State.

Turning Point

After a back-and-forth first half, Oruwariye's interception return for a touchdown - Penn State's first since 2014 - gave the Nittany Lions their first two-score lead of the game.

Difference Makers

Penn State

- Defense - Limited Kent State's three quarterbacks to 129 yards passing and 14 completions on 28 attempts with two interceptions. Seven different Kent State rushers were limited to 150 yards on 41 attempts. The Nittany Lions did not allow a touchdown on defense against Kent State for at least the fourth consecutive game.
- QB Trace McSorley - McSorley completed 16-of-31 pass attempts for 209 yards (both career highs) and two touchdowns in his first start. He connected on a career-long pass of 43 yards to DeAndre Thompkins and was sacked just once. McSorley also added 47 yards rushing on 14 carries - the most by a Penn State quarterback in a game since Kevin Newsome had 49 yards rushing against Eastern Illinois in 2009.
- RB Saquon Barkley - Rushed for 105 yards and a touchdown on 22 carries and also caught one pass

for 17 yards. It was his sixth career 100-yard rushing game.

- WR Chris Godwin - Godwin continued his consistent play catching seven passes for 67 yards. He has caught at least four passes in 13 of his last 16 games, and at least six in five of his last six games.
- TE Mike Gesicki - Gesicki enjoyed a career day, matching his career high of three receptions while totaling a career-best 42 yards receiving and making his second career touchdown reception.
- CB Amani Oruwariye - Returned an interception 30-yards for a touchdown and made two tackles. The interception and touchdown were career firsts.
- LB Brandon Bell - Second on the team with eight tackles and made an interception at the Penn State 13 at the end of the third quarter.
- DE Shareef Miller - Had 2.0 sacks and five tackles in first career game.
- S Marcus Allen - Forced the third fumble of his career and recovered the second of his career in the second quarter, leading to a Barkley touchdown.

Kent State

- S Nate Holley - Made a game-high 17 tackles.
- DE Terrance Waugh - Stripped McSorley of the ball in the second quarter, leading to a fumble recovery for a touchdown. Also made seven tackles.

Key Drives

PENN STATE 1st Qtr, 5:19-1:56 - TOUCHDOWN

The Nittany Lions answered a Kent State field goal with a touchdown drive after taking over at their own 21. Barkley and McSorley picked up a first down on the ground, and then McSorley found Godwin along the sidelines for a 26-yard pick-up to the Kent State 41. Back-to-back rushes by Barkley netted 13 more yards and another first down. McSorley then found Godwin for seven and rushed for nine more himself to reach the Kent State 12. Barkley rushed to the four and then McSorley connected with Hamilton in the end zone on a slant over the middle for a touchdown.

PENN STATE 2nd Qtr, 8:43-8:02 - TOUCHDOWN

After Marcus Allen forced and recovered a fumble in Kent territory, Barkley rushed for six yards and then scampered down the right sideline, diving inside the pylon to complete a 7-yard touchdown run for a 13-6 lead.

The Rest

Kent State tied the game midway through the second quarter with a fumble recovery to a touchdown, but a pair of Tyler Davis field goals, Oruwariye's pick six and Gesicki's touchdown iced the win.

SCORING SUMMARY

	1	2	3	4	OT	F
KSU	3	10	0	0	-	13
PSU	6	10	10	7	-	33

1st	5:25	KSU	11-64/4:31/3-0
		Shane Hynes 26 yd field goal	
	1:56	PSU	9-79/3:23/3-6
		DaeSean Hamilton 4 yd pass from McSorley (PAT rush fail)	
2nd	11:33	KSU	10-49/5:23/6-6
		Shane Hynes 43 yd field goal	
	8:02	PSU	2-13/0:41/6-13
		Saquon Barkley 7 yd rush (Davis kick)	
	6:12	KSU	13-13
		Eloee Refuge 20 yd fumble recovery (Hynes kick)	
	1:47	PSU	12-49/4:18/13-16
		Tyler Davis 29 yd field goal	
3rd	14:05	PSU	13-23
		Amani Oruwariye 30 yd INT return (Davis kick)	
	4:22	PSU	8-49/2:39/13-26
		Tyler Davis 28 yd field goal	
4th	1:53	PSU	8-67/2:38/13-33
		Mike Gesicki 30 yd pass from McSorley (Davis kick)	

TEAM STATS

	KSU	PSU
First Downs	16	19
Rushing Yards	150	145
Passing Yards	129	209
Passing (C-A-Int)	14-28-2	16-31-0
Total Offense	279	354
Plays	69	69
Fumbles (#-Lost)	2-1	2-1
Penalties (#-Yards)	6-47	5-55
Possession Time	32:56	27:04
3rd-Down Conv.	5-17	5-14
Red-Zone	2-3	4-5
Touchdowns	0	2
Field goals	2	2

OTHER

Time of Game	3:27
Kent State	0-1, 0-0 MAC
Penn State	1-0, 0-0 B1G

INDIVIDUAL STATISTICS

RUSHING

Kent State-Rankin, Justin 13-82; Price, Kavious 2-31; Mitchell, Mylik 10-27; Agner, Justin 12-7; Matthews, Will 2-6; Holley, Nick 1-4; Bollas, George 1-minus 7.
Penn State-Barkley, Saquon 22-105; McSorley, Trace 14-47; Robinson, Andre 1-minus 2; TEAM 1-minus 5.

PASSING

Kent State-Agner, Justin 8-15-2-64; Mitchell, Mylik 6-12-0-65; Bollas, George 0-1-0-0.
Penn State-McSorley, Trace 16-31-0-209.

RECEIVING

Kent State-Holley, Nick 4-45; James, Raekwon 2-44; Rankin, Justin 2-15; White, Kris 1-12; Washington, Myles 1-9; Fackler, Brice 1-7; Calhoun, Ernest 1-4; Harrell, Trey 1-minus 3; Price, Kavious 1-minus 4.
Penn State-Godwin, Chris 7-67; Gesicki, Mike 3-49; Blacknall, Saeed 2-24; Hamilton, DaeSean 2-9; Thompkins, DeAndre 1-43; Barkley, Saquon 1-17.

TOP TACKLERS (T-UA-A)

Kent State-Holley, Nate 17-5-12; McRae, Juntez 8-4-4; Waugh, Terence 7-4-3; Monday, Demetrious 6-6-0; Cuthbert, Nick 6-2-4
Penn State-Cabinda, Jason 11-5-6; Bell, Brandon 8-3-5; Sickels, Garrett 6-1-5; Miller, Shareef 5-4-1; Allen, Marcus 5-2-3; Wartman-White, Nyeem 5-1-4; White, Antoine 5-1-4.



@PennStateFBall



PSUfball


2016

PSUnrivald.com


GoPSUsports.com

GAME 2

PENN STATE 39 vs. **Pitt 42** **PITT**



HEINZ FIELD | SEPT. 10, 2016
ESPN | ATTN: 69,983



GAME RECAPS

PITTSBURGH - A 332-yard passing day for quarterback Trace McSorley and five total touchdowns by running back Saquon Barkley wasn't enough to overcome the strong rushing attack of Pitt in a 42-39 setback for the Nittany Lions in Heinz Field. The 69,983 in attendance marked the largest crowd ever at a city of Pittsburgh sporting event.

Barkley scored a career high five touchdowns and totaled 147 all-purpose yards, but the Pitt rushing attack, led by 117 yards from James Connor, was too much to overcome. Barkley's five touchdowns including four of the rushing variety, accounted for 30 points in the game. The 30 points rank tied for No. 4 in school history and is the first 30-point game for Penn State since Ki-Jana Carter had 30 points against Michigan State on Nov. 26, 1994. He is the first Big Ten player since Wisconsin's Melvin Gordon scored 30 points vs. Bowling Green in 2014.

The 81 points scored were the most combined points in the history of the 97-game Penn State-Pitt series.

Turning Point

Pitt led by as many as 21 points in the first half, but the game was in the hands of the Penn State offense trailing by three points with 3:56 remaining. After driving to the Pitt 32, McSorley's pass was intercepted in the end zone by Ryan Lewis and Pitt was able to kneel out the clock for the win.

Difference Makers

Penn State

- RB Saquon Barkley - Toted the ball 20 times for 85 yards, caught two passes for 45 yards and returned one kickoff for 17 yards to total 147 all-purpose yards. Netted five total touchdowns - four rushing - to become the first Big Ten player since 2014 (Melvin Gordon, vs. Bowling Green) to account for 30 points in a game. Is the first Nittany Lion with 30 points since Ki-Jana Carter (1994, vs. Michigan State) and his total is tied for No. 4 in single game scoring at Penn State.
- QB Trace McSorley - Set career-highs for completions (24), attempts (35) and passing yards (332). The 332 passing yards are No. 13 on the Penn State single season charts and mark his first career 300-yard passing game.
- WR DaeSean Hamilton - Brought in eight passes for 82 yards and caught a two-point conversion from McSorley in the fourth quarter.
- WR DeAndre Thompkins - Entered the season with three career grabs for 33 yards and made three catches for 87 yards vs. the Panthers. Now has four catches for 130 yards through two games in 2016.
- LB Nyeem Wartman-White - Posted nine tackles, including a career-high 3.0 tackles-for-loss. Of his nine

hits, seven were of the solo variety.

- DE Torrence Brown - A career-high six tackles and 2.0 tackles-for-loss were not enough for Brown vs. Pitt, as he added his first career forced fumble against the Panthers.
- CB John Reid - Recovered his second career fumble and added a career-high-tying five stops. Also returned four punts for 61 yards - including a career-long 59 yard scamper.

Pitt

- RB James Conner - Gained 117 yards on 22 carries and added a team-high-tying four catches for 29 yards, scoring one on the ground and once through the air.
- Pitt Rushing Attack - The Panthers watched as eight different players rushed the ball, with seven of them averaging more than 4.0 yards per carry.
- QB Nathan Peterman - Did work on the ground and through the air, compiling 91 yards passing and 52 yards rushing, while not getting sacked in the game. Completed 11-of-15 passes and threw three scoring strikes.
- WR Quadree Henderson - Henderson was effective through the air and on the ground, catching three passes for a team-high 47 yards, returning two kickoffs for 96 yards - including an 84-yarder that set up the eventual winning score - and rushing for 58 yards.

Key Drives

PENN STATE, 4th Qtr, 6:30-5:00 - TOUCHDOWN

Starting near midfield, Penn State drove it down to the Pitt two yard line, in large part on the arm of McSorley. A 27 yard completion to Juwan Johnson kick started the drive and a 19-yard connection with Hamilton pushed the Nittany Lions just three yards from paydirt. Barkley capitalized on the short yardage, needing two carries for his fourth rushing score of the game. Down four points after the touchdown, Penn State went for the two-point conversion, and McSorley found Hamilton on a scramble to make it a three-point game.

PENN STATE, 4th Qtr, 3:56-1:15 - INTERCEPTION

Penn State took the field with 3:56 to play and a chance to tie the game or take the lead for the first time. A Barkley rush for 11 yards started the drive and two plays later it looked as if McSorley had Hamilton down the home sideline for a score, but the ball fell to the turf. After a Pitt sack made it 4th-and-16, McSorley found Thompkins across the middle for a 34-yard gain to move the Nittany Lions to the Pitt 32. After a Barkley rush for one yard, McSorley looked towards the end zone, but his pass - intended for Irvin Charles - was intercepted by Ryan Lewis. Pitt knelled three times to run out the clock on the ensuing drive.

SCORING SUMMARY

	1	2	3	4	OT	F
PSU	7	7	7	18	-	39
PITT	14	14	7	7	-	42

1st	8:03	Pitt	10-99/4:43/0-7
		George Aston 1 yd run (Blewitt kick)	
	7:16	Pitt	2-12/0:38/0-14
		Quadree Henderson 7 yd pass from Peterman (Blewitt kick)	
	2:42	PSU	1-15/0:09/7-14
		Saquon Barkley 3 yd run (Davis kick)	
2nd	13:38	Pitt	9-74/4:04/7-21
		Scott Orndoff 2 yd pass from Peterman (Blewitt kick)	
	11:54	Pitt	3-30/1:07/7-28
		George Aston 3 yd run (Blewitt kick)	
	0:42	PSU	8-83/2:35/14-28
		Saquon Barkley 1 yd run (Davis kick)	
3rd	11:54	PSU	2-46/0:39/21-28
		Saquon Barkley 40 yd pass from McSorley (Davis kick)	
	7:24	Pitt	11-75/4:30/21-35
		James Conner 1 yd run (Blewitt kick)	
4th	13:42	PSU	7-68/2:04/28-35
		Saquon Barkley 1 yd run (Davis kick)	
	12:04	PSU	4-9/1:31/31-35
		Tyler Davis 38 yd field goal	
	10:24	Pitt	3-10/1:40/31-42
		James Conner 12 yd pass from Peterman (Blewitt kick)	
	5:00	PSU	6-60/1:30/39-42
		Saquon Barkley 2 yd run (Hamilton pass from McSorley)	

TEAM STATS

	PSU	PITT
First Downs	20	19
Rushing Yards	74	341
Passing Yards	332	91
Passing (C-A-Int)	24-35-1	11-15-1
Total Offense	406	432
Plays	66	71
Fumbles (#-Lost)	5-3	2-1
Penalties (#-Yards)	4-35	10-79
Possession Time	24:31	35:29
3rd-Down Conv.	2-10	4-12
Red-Zone	5-5	6-6
Touchdowns	4	6
Field goals	1	0

OTHER

Time of Game	3:44
Penn State	1-1, 0-0 B1G
Pittsburgh	1-1, 0-0 ACC

INDIVIDUAL STATISTICS

RUSHING

Penn State-Barkley, Saquon 20-85; Robinson, Andre 1-4; Allen, Mark 1-2; McSorley, Trace 9-minus 17.
PITT-Conner, James 22-117; Henderson, Quadree 4-58; Peterman, Nathan 8-52; Ollison, Qadree 9-36; Hall, Darrin 4-33; Whitehead, Jordan 1-28; Aston, George 4-14; Ford, Donte 1-6; TEAM 3-minus 3.

PASSING

Penn State-McSorley, Trace 24-35-1-332.
PITT-Peterman, Nathan 11-15-1-91.

RECEIVING

Penn State-Hamilton, DaeSean 8-82; Gesicki, Mike 4-47; Godwin, Chris 4-36; Thompkins, DeAndre 3-87; Barkley, Saquon 2-45; Johnson, Juwan 1-27; Allen, Mark 1-4; Polk, Brandon 1-4.
PITT-Conner, James 4-29; Orndoff, Scott 4-15; Henderson, Quadree 3-47.

TOP TACKLERS (T-UA-A)

Penn State-Wartman-White, Nyeem 9-7-2; Bell, Brandon 9-5-4; Allen, Marcus 8-4-4; Brown, Torrence 6-5-1; Golden, Malik 6-3-3; Bowen, Manny 5-5-0; Reid, John 5-3-2.
PITT-Lewis, Ryan 9-9-0; Whitehead, Jordan 7-4-3; Idowu, Oluwaseun 6-4-2; Webb, Terrish 5-5-0; Maddox, Avonte 5-4-1.



@PennStateFBall



PSUFBall

2016

PSUnrivalled.com

GoPSUsports.com

GAME 3

TEMPLE 27  **vs.**  **34 PENN STATE**

BEAVER STADIUM | SEPT. 17, 2016
BTN | ATTN: 100,420



GAME RECAPS

UNIVERSITY PARK, Pa. - Trace McSorley connected on 18-of-24 passes for 287 yards and a touchdown, including a pair of 52-yard throws, and the Penn State defense held Temple to 38 yards rushing, as the Nittany Lions defeated Temple, 34-27, in front of a "Stripe Out" crowd.

Penn State led Temple by as many as two touchdowns in the first half, as Chris Godwin totaled 111 yards and a touchdown in the first 30 minutes. The Owls capitalized on Nittany Lion miscues in the second half to pull within three, 27-24, midway through the fourth quarter, but running back Saquon Barkley answered for Penn State by breaking off a 55-yard touchdown run with 7:20 remaining.

Penn State jumped out to a 21-7 lead in the first half. A 52-yard touchdown strike to Godwin for the game's first score was quickly answered by a 67-yard reception by Temple's Romond Deloatch, setting up an 8-yard touchdown run for running back Jahad Thomas. However, Penn State went back ahead with 2:50 remaining in the first quarter, as running back Andre Robinson capped a 13-play, 69-yard drive with three consecutive runs, including a 3-yard plunge into the end zone for his first career touchdown. McSorley capped a drive midway through the second quarter with a dive into the end zone for a 21-7 advantage.

Temple assembled a field goal drive just before the break to head into the locker room trailing 21-10.

The Nittany Lions restored their 14-point lead with a 40-yard Tyler Davis field goal just under six minutes into the second half. However, Penn State allowed a 9-yard touchdown drive and a 1-yard touchdown drive with only a Davis field goal in between after turnovers gave the Owls short fields.

Penn State's lead was down to 27-24, but Barkley's touchdown scamper resulted in a 34-24 lead that proved to be enough, as Temple could only muster a field goal for the final margin.

The 106 points scored by Penn State through three games is the most by a Nittany Lion team since the 2008 squad put up 166 points in that span (Coastal Carolina - 66; Oregon State - 45; at Syracuse - 55).

Turning Point

Temple appeared to have the momentum after an interception late in the third quarter and a fumble on a punt return midway through the fourth quarter resulted in two short touchdown drives. With the Penn State lead down to just three points, Barkley restored the Nittany Lions' two-score advantage with a 55-yard touchdown down run with 7:20 to go.

Difference Makers

Penn State

- LB Brandon Smith - The junior entered the game with just one tackle, but he made eight tackles, including

on assisting on a stop behind the line, and broke up a pass for a career day.

- Rushing Attack - Barkley, McSorley and Andre Robinson each rushed for a touchdown, marking the first time since last season's Rutgers contest that three different Lions rushed across the goal line.
- Run Defense - Penn State only yielded 38 yards on the ground for their best performance against the run since limiting Illinois to 37 yards last season.

Temple

- SS Delvon Randall - Randall setup both of Temple's second half touchdown drives. In the third quarter, he picked off McSorley at the Penn State 26 and returned it to the 9. The ensuing Temple offensive possession resulted in a touchdown and shrunk Penn State's lead to 24-17. Randall also recovered a fumble on a punt return at the Penn State 1 in the fourth quarter, setting up another touchdown drive that pulled the Owls within a field goal, 27-24.
- RB Jahad Thomas - Thomas was both Temple's leading receiver and rusher in his first game of the season. On the ground, Thomas scored two touchdowns and totaled 52 yards on 14 carries. He also caught six passes for 48 yards.

Key Drives

PENN STATE 1st Qtr, 8:47-2:50 - TOUCHDOWN

Penn State used the ground game for its next score rushing eight times for 47 yards on the drive. Once Penn State broke into the red zone, Robinson took it from there, rushing 12 yards to the Temple 6, before back-to-back 3-yard rushes resulting in his first career touchdown and 14-7 lead.

PENN STATE 2nd Qtr, 10:29-7:15 - TOUCHDOWN

After Robinson converted a fourth-and-1 at Temple's 44 with a 1-yard rush, McSorley connected with Godwin for 23-yard gain to the Temple 20. After a 2-yard Robinson rush, Polk hauled in a 14-yard pass at the 4. McSorley then took it himself after a holding penalty took out the intended receiver. McSorley just continued to roll right on the play and dove for the pylon for his first career rushing score and a 21-7 lead.

TEMPLE 4th Qtr, 7:20-2:10 - FIELD GOAL

Penn State only yielded three double-digit plays, the longest being a 13-yard reception on third-and-19, as Temple burned 5 minutes and 11 seconds to move within one score.

The Rest

DaeSean Hamilton recovered an onside kick but Penn State went three-and-out, giving Temple the ball after a punt with 37 seconds remaining. Walker's second pass attempt was intercepted by John Reid though to end the game.

SCORING SUMMARY

	1	2	3	4	OT	F
TEM	7	3	7	10	-	27
PSU	14	7	3	10	-	34

1st	9:35	PSU	Chris Godwin 52 yd pass from McSorley (Davis kick)	2-55/0:42/0-7
	8:54	TEM	Jahad Thomas 8 yd run (Jones kick)	2-75/0:41/7-7
	2:50	PSU	Andre Robinson 3 yd run (Davis kick)	13-69/5:57/7-14
2nd	7:15	PSU	Trace McSorley 2 yd run (Davis kick)	9-53/3:14/7-21
	0:04	TEM	Austin Jones 45 yd field goal	6-52/0:34/10-21
3rd	9:03	PSU	Tyler Davis 40 yd field goal	6-48/3:50/10-24
	1:56	TEM	Phillip Walker, Phillip 1 yd run (Jones kick)	4-9/2:09/17-24
4th	12:45	PSU	Tyler Davis 30 yd field goal	7-71/4:05/17-27
	8:10	TEM	Jahad Thomas 2 yd run (Jones kick)	3-1/1:44/24-27
	7:20	PSU	Saquon Barkley 55 yd run (Davis kick)	2-75/0:50/24-34
	2:10	TEM	Austin Jones 34 yd field goal	12-48/5:10/27-34

TEAM STATS

	TEM	PSU
First Downs	13	21
Rushing Yards	38	341
Passing Yards	286	287
Passing (C-A-Int)	25-34-1	18-24-1
Total Offense	324	403
Plays	62	61
Fumbles (#-Lost)	1-0	5-2
Penalties (#-Yards)	13-118	7-62
Possession Time	31:27	28:33
3rd-Down Conv.	3-13	2-9
Red-Zone	4-4	4-6
Touchdowns	3	2
Field goals	1	2

OTHER

Time of Game	3:26
Penn State	2-1, 0-0 B1G
Temple	1-2, 0-0 AAC

INDIVIDUAL STATISTICS

RUSHING

Temple-Thomas, Jahad 14-52; Sharga, Nick 3-4; Simpson, Cortrelle 1-minus 1; Armstead, Ryquell 2-minus 4; Walker, Phillip 8-minus 13.

Penn State-Barkley, Saquon 9-68; Sanders, Miles 3-27; Robinson, Andre 6-24; Allen, Mark 6-17; McSorley, Trace 9-8; Hamilton, DaeSean 1-minus 12; TEAM 3-minus 16.

PASSING

Temple-Walker, Phillip 25-34-1-286.
Penn State-McSorley, Trace 18-24-1-287.

RECEIVING

Temple-Thomas, Jahad 6-48; Kirkwood, Keith 5-57; Yancy, Brodrick 4-31; Ellick, Marshall 3-41; Jennings, Adonis 3-23; Deloatch, Romond 1-67; Myarick, Chris 1-15; Armstead, Ryquell 1-2; Sharga, Nick 1-2.

Penn State-Godwin, Chris 7-117; Thompkins, DeAndre 3-36; Gesicki, Mike 2-62; Hamilton, DaeSean 2-50; Barkley, Saquon 2-7; Polk, Brandon 1-14; Allen, Mark 1-1.

TOP TACKLERS (T-UA-A)

Temple-Chandler, Sean 8-4-4; Reddick, Haason 75-2; Randall, Delvon 7-3-4; Williams, Avery 6-1-5; Marshall, Stephaun 5-2-3.

Penn State-Golden, Malik 9-3-6; Allen, Marcus 8-6-2; Smith, Brandon 8-4-4; Cothren, Parker 7-2-5; Cooper, Jake 5-1-4; Reid, John 4-2-2; Brown, Torrence 4-1-3.



@PennStateFBall



PSUfball

2016

PSUnrivaled.com

GoPSUsports.com

GAME 4

PENN STATE 10 vs. **M 49 MICHIGAN**

MICHIGAN STADIUM | SEPT. 24, 2016
ABC | ATTN: 110,319



GAME RECAPS

ANN ARBOR, Mich. - Saquon Barkley totaled 136 all-purpose yards for Penn State, but an all-around performance by No. 4/5 Michigan gave the Wolverines a 49-10 victory over the Nittany Lions in the Big Ten football opener for both teams in Michigan Stadium.

Michigan built a 28-0 lead in the first half, while Penn State's lone touchdown came in the second half, an 8-yard completion from quarterback Trace McSorley to wide receiver Chris Godwin.

Barkley posted a career-high 77 yards receiving on five receptions and rushed for 59 yards on 15 carries. McSorley completed 16-of-27 pass attempts for 121 yards and a touchdown with one interception.

Seven different Michigan rushers totaled 329 yards and six touchdowns, led by De'Veon Smith's 107 yards and a touchdown on 12 attempts and Karan Higdon's 81 yards and two touchdowns on nine attempts.

Penn State was playing short-handed as all three starting linebackers - Brandon Bell, Jason Cabinda and Nyeem Wartman-White- were unavailable due to injury. The Nittany Lions' starting linebacker trio featured just three career combined starts as opposed to the 63 represented by the opening day trio. Starting middle linebacker Brandon Smith was then disqualified on the first play of the second quarter for targeting and his replacement, Jan Johnson, suffered a season-ending injury in the second quarter.

Safety Malik Golden led Penn State with a career-high 11 tackles, including eight solo and one for loss. True freshman linebacker Cam Brown made 10 stops in his first significant action. Sophomore linebacker Manny Bowen also had a career high of seven stops, while safety Marcus Allen had seven solo stops and two pass breakups.

Turning Point

Michigan's defense was able to pin Penn State in its own end and stop the Nittany Lions on fourth down near midfield early, giving its offense short fields. Michigan took advantage of the field position for touchdowns on each of their first three drives for a 21-0 lead early in the second quarter.

Difference Makers

Penn State

- RB Saquon Barkley - Barkley totaled 136 all-purpose yards as Penn State's leading rusher and receiver. He rushed 15 times for 59 yards and caught five passes for a career-high 77 yards.
- S Malik Golden - Golden made a career-high 11 tackles, including eight solo and one for loss.
- LB Cam Brown - The true freshman playing just his second game made 10 stops in his first significant action.

- WR Chris Godwin- Godwin scored Penn State's lone touchdown on an 8-yard pass reception.
- QB Trace McSorley- McSorley completed 16-of-27 passes for 121 yards and a touchdown with one interception. He has thrown at least one touchdown in each of the last five games, dating back to the TaxSlayer Bowl.

Michigan

- Michigan Rushing Attack - Seven different rushers combined for 326 yards on 49 attempts, with five different rushers combining for six touchdowns.
- Michigan Defense - Held Penn State to 199 total yards and five different players totaled six sacks.
- QB Wilton Speight - Speight completed 15-of-24 passes for 152 yards and a touchdown in the first half and finished with 21 completions on 34 attempts for 189 yards.
- LB Ben Gedeon - Gedeon made 11 tackles including 1.5 for loss.
- LB/DB Jabrill Peppers - Peppers returned a punt 53 yards, setting up a touchdown drive.

Key Drives

MICHIGAN 1st Qtr, 13:02-9:51 - TOUCHDOWN

The Wolverines started their first offensive possession at the Penn State 24 after Jabrill Peppers returned a 61-yard Blake Gillikin punt 53 yards to the 9, only to have a personal foul move the ball back to the 24. QB Wilton Speight went 4-for-5 on passing attempts, guiding Michigan to the 1-yard line. Khalid Allen then punched it in on fourth-and-1 for the touchdown.

MICHIGAN 1st Qtr, 7:27-3:57 - TOUCHDOWN

Michigan once again benefited from good field position as is defense stopped Penn State on fourth down at the Michigan 46. Speight once again engineered the drive, completing 4-of-5 passes for 45 yards, including a long of 25 to Jake Butt to convert a third-and-6 and move Michigan inside the red zone at the 14. De'Veon Smith rushed it in from two yards out for the touchdown and a 14-0 lead.

PENN STATE 2:42 (3rd Qtr)-11:22 (4th Qtr) - TOUCHDOWN

McSorley rushed for a yard on fourth-and-1 at his own 35 and a pass interference penalty on third-and-14 moved Penn State to midfield. McSorley then found Gesick on third-and-7 for a 12-yard gain to the Michigan 39. Another pass interference put Penn State just outside the red zone at the 21. An 11-yard reception by DaeSean Hamilton, a 2-yard rush by Barkley setup an 8-yard touchdown completion to Chris Godwin, but Michigan still led, 35-10.

The Rest

Michigan added a pair of rushing touchdowns late, taking advantage of an interception, for the final margin.

SCORING SUMMARY

	1	2	3	4	OT	F
PSU	0	0	3	7	-	10
MICH	14	14	7	14	-	49

1st	9:35	MICH	7-41/3:11/0-7
		Khalid Hill 1 yd run (Allen kick)	
	3:57	MICH	9-54/3:30/0-14
		De'Veon Smith 2 yd run (Allen kick)	
2nd	14:09	MICH	9-64/3:14/0-21
		Deven Asiasi 3 yd pass from Speight (Allen kick)	
	0:46	MICH	13-80/7:01/0-28
		Jake Butt 9 yd pass from Speight	
3rd	9:03	PSU	8-71/2:01/3-28
		Tyler Davis 21 yd field goal	
	2:42	MICH	9-80/3:42/3-35
		Chris Evans 3 yd run (Allen kick)	
4th	11:22	PSU	13-75/6:20/10-35
		Chris Godwin 8 yd pass from McSorley (Davis kick)	
	6:11	MICH	10-76/5:11/10-42
		Karan Higdon 40 yd run (Allen kick)	
	2:04	MICH	4-31 yards/1:13/10-49
		Ty Isaac 3 yd run (Allen kick)	

TEAM STATS

	PSU	MICH
First Downs	12	25
Rushing Yards	70	326
Passing Yards	121	189
Passing (C-A-Int)	16-27-1	21-35-0
Total Offense	191	515
Plays	55	84
Fumbles (#-Lost)	1-1	0-0
Penalties (#-Yards)	2-13	7-80
Possession Time	24:11	35:49
3rd-Down Conv.	2-12	11-16
Red-Zone	2-2	6-6
Touchdowns	1	6
Field goals	1	0

OTHER

Time of Game	3:20
Penn State	2-2, 0-1 B1G
Michigan	4-0, 1-0 B1G

INDIVIDUAL STATISTICS

RUSHING

Penn State-Barkley, Saquon 15-59; Sanders, Miles 2-14; Robinson, Andre 1-3; Allen, Mark 1-0; McSorley, Trace 9-minus 6.

Michigan-Smith, De'Veon 12-107; Higdon, Karan 9-81; Isaac, Ty 11-74; Evans, Chris 8-56; Speight, Wilton 2-9; Hill, Khalid 2-2; McDoom, Eddie 2-1; TEAM 3-minus 4.

PASSING

Penn State-McSorley, Trace 16-27-1-121.
Michigan-Speight, Wilton 21-34-0-189; O'Korn, John 0-1-0-0.

RECEIVING

Penn State-Barkley, Saquon 5-77; Gesicki, Mike 5-23; Thompkins, DeAndre 3-minus 1; Hamilton, DaeSean 1-11; Godwin, Chris 1-8; Sanders, Miles 1-3.

Michigan-Darboh, Amara 7-44; Butt, Jake 4-42; Smith, De'Veon 3-16; Perry, Grant 2-22; Chesson, Jehu 1-18; Hill, Khalid 1-15; Poggi, Henry 1-15; Evans, Chris 1-14; Asiasi, Devin 1-3.

TOP TACKLERS (T-UA-A)

Penn State-Golden, Malik 11-8-3; Brown, Cam 10-4-6; Allen, Marcus 7-7-0; Bowen, Manny 7-3-4; Cooper, Jake 6-2-4.

Michigan-Gedeon, Ben 11-3-8; Thomas, Dymonte 8-7-1; Hurst, Maurice 6-3-3; Peppers, Jabrill 5-3-2; Godin, Matt 4-3-1.

GAME 5

MINNESOTA 26  **vs.**  **29 PENN STATE**

BEAVER STADIUM | OCT. 1, 2016
BTN | ATTN: 95,332



GAME RECAPS

UNIVERSITY PARK, Pa. - Saquon Barkley broke through the Minnesota defense on Penn State's first offensive snap in overtime, allowing the Nittany Lions to reclaim the Governor's Victory Bell with a 29-26 win over the Golden Gophers in Big Ten football action in Beaver Stadium.

Penn State was also led by sophomore quarterback Trace McSorley, who accounted for 408 yards of total offense - 335 passing and 74 rushing - to mark the third-highest total in school history.

Minnesota led 13-3 at halftime, but the Nittany Lions rallied with 17 points on three consecutive possessions in the third quarter. Minnesota fought back as running back Shannon Brooks broke free for 37 yards to tie the game with 13:29 to go, and Emmit Carpenter scored the go-ahead points with a 37-yard field goal with 54 seconds remaining in regulation.

Penn State started at its own 25 after a touchback, and got rolling on third-and-10 on a 20-yard pass to Chris Godwin. A 7-yard reception by DeAndre Thompkins to the Minnesota 48 and a spike by McSorley stopped the clock with 20 seconds. The Nittany Lions looked to throw on the ensuing play, but the Gophers left the left side of the field open and McSorley scrambled for 26 yards out-of-bounds to the Minnesota 22 with 11 seconds remaining.

McSorley took one shot at the end zone, but his pass for Godwin fell incomplete. After a Minnesota timeout, Davis drilled a 40-yard field goal with two seconds remaining to force overtime.

Penn State won the coin toss and elected to play on defense first. Nittany Lion defensive end Evan Schwann sacked quarterback Mitch Leidner on second down for a 4-yard loss, and pressure from Garrett Sickels forced an incompleteness and fourth down. Carpenter drilled a 46-yard field goal attempt down the middle to give Minnesota a 23-20 lead.

The lead was short-lived though, as Barkley found a hole, juked a Minnesota defender and outran the rest for a touchdown on Penn State's first snap.

Penn State totaled 471 yards of total offense, it's most since racking up an identical total against Rutgers in 2015.

Turning Point

Minnesota seemed to have all of the momentum after scoring 10 points in the final 2:06 of the second quarter. Both teams traded punts to start the third quarter, but then Penn State scored on its next three consecutive possessions. Wide receiver Irvin Charles broke a tackle for an 80-yard touchdown reception to cut the deficit to three, Tyler Davis connected on a 27-yard field goal to tie it, and then quarterback Trace McSorley used his feet on a 6-yard touchdown for Penn State's first lead, 20-13, with 2:27 to go in the third quarter.

Difference Makers Penn State

- QB Trace McSorley - McSorley connected on 19-of-41 pass attempts for a career-high 335 yards. He also had a team-high and career-high 73 on the ground on eight attempts.
- RB Saquon Barkley - Barkley rushed for 63 yards on 20 attempts. Minnesota contained him for much of the second half, but Barkley's 25-yard touchdown run was his longest of the game and clinched the victory.
- TE Mike Gesicki - Gesicki finished with five catches for 73 yards, including a career-long 53-yard reception that setup McSorley's third quarter touchdown run.
- WR Chris Godwin - Caught four passes for 97 yards, with his biggest being a 36-yard reception to setup a third quarter field goal and a 20-yard reception on the game-tying drive in the final minute of the fourth.
- S Marcus Allen - Allen made a career-high 22 stops in the game, the most by a Penn State player since Paul Posluszny made 22 stops at Northwestern in 2005.
- K Tyler Davis - Converted all three field goal attempts, matching his season high of 40 yards to force overtime. He has now made 17 consecutive field goals for a Penn State record.
- CB Jordan Smith - Smith earned his first career interception in the third quarter, picking off Leidner in the end zone. It was the first time this season Minnesota had broken into the red zone and failed to score.

Minnesota

- QB Mitch Leidner - Leidner completed 24-of-40 passes for 241 yards and one touchdown.
- RBs Shannon Brooks and Rodney Smith - Brooks and Smith both broke 100 yards rushing each. Smith rushed for 104 yards on 23 carries, and Smith rushed for 100 yards on 14 carries and found the end zone once.
- WR Brian Smith - Smith caught seven passes for 101 yards.
- WR Drew Wolitarsky - Wolitarsky caught seven passes for 69 yards and a touchdown.

SCORING SUMMARY						
	1	2	3	4	OT	F
MINN	3	10	0	10	3	26
PSU	0	3	17	3	6	29

1st	0:55	MINN	Emmit Carpenter 37 yd field goal	10-53/4:08/3-0
2nd	12:00	PSU	Tyler Davis 19 yd field goal	7-73/3:49/3-3
	2:06	MINN	Drew Wolitarsky 9 yd pass from Leidner (Carpenter kick)	9-63/4:41/10-3
	0:01	MINN	Emmit Carpenter 35 yd field goal	9-70/1:12/13-3
3rd	9:54	PSU	Irvin Charles 80 yd pass from McSorley (Davis kick)	3-80/0:52/13-10
	7:28	PSU	Tyler Davis 27 yd field goal	5-33/0:57/13-13
	2:27	PSU	Trace McSorley 6 yd run (Davis kick)	6-85/2:06/13-20
4th	13:29	MINN	Shannon Brooks 37 yd run (Carpenter kick)	8-87/3:58/20-20
	0:54	MINN	Emmit Carpenter 37 yd field goal	11-58/4:40/23-20
	0:02	PSU	Tyler Davis 40 yd field goal	8-53/0:52/23-23
OT		MINN	Emmit Carpenter 46 yd field goal	4--3/0:00/26-23
		PSU	Saquon Barkley 25 yd run	1-25/0:00/26-29

TEAM STATS		
	MINN	PSU
First Downs	31	19
Rushing Yards	228	136
Passing Yards	241	335
Passing (C-A-Int)	24-41-1	19-42-0
Total Offense	469	471
Plays	89	70
Fumbles (#-Lost)	0-0	0-0
Penalties (#-Yards)	8-83	5-65
Possession Time	36:47	23:13
3rd-Down Conv.	6-17	4-15
Red-Zone	4-5	3-3
Touchdowns	1	1
Field goals	3	2

OTHER	
Time of Game	3:51
Minnesota	3-1, 0-1 B1G
Penn State	3-2, 1-1 B1G

INDIVIDUAL STATISTICS

RUSHING

Minnesota-Smith, Rodney 23-104; Brooks, Shannon 14-100; McCrary, Kobe 4-18; Leidner, Mitch 7-6.
Penn State-McSorley, Trace 8-73; Barkley, Saquon 20-63.

PASSING

Minnesota-Leidner, Mitch 24-40-1-241; TEAM 0-1-0-0.
Penn State-McSorley, Trace 19-41-0-335; TEAM 0-1-0-0.

RECEIVING

Minnesota-Smith, Brian 7-101; Wolitarsky, Drew 7-69; Smith, Rodney 4-39; Johnson, Tyler 2-17; Beebe, Colton 2-10; Brooks, Shannon 1-3; Wozniak, Nate 1-2.
Penn State-Gesicki, Mike 5-70; Godwin, Chris 4-97; Thompkins, DeAndre 4-72; Hamilton, DaeSean 3-17; Charles, Irvin 1-80; Robinson, Andre 1-2; Barkley, Saquon 1-minus 3.

TOP TACKLERS (T-UA-A)

Minnesota-Travis, Damarius 9-4-5; Winfield, Antoine 8-6-2; Celestin, Jonathan 8-4-4; Myrick, Jalen 6-5-1; Lynn, Jack 5-2-3; McGhee, Duke 5-0-5.
Penn State-Allen, Marcus 22-8-14; Brown, Cam 9-6-3; Bowen, Manny 7-5-2; Haley, Grant 7-2-5; Smith, Brandon 7-2-5; Apke, Troy 6-3-3.

GAME 6

MARYLAND 14 vs. **38 PENN STATE**

BEAVER STADIUM | OCT. 8, 2016
BTN | ATTN: 100,778



GAME RECAPS

UNIVERSITY PARK, Pa. - Running back Saquon Barkley and quarterback Trace McSorley combined for 283 of Penn State's 372 rushing yards to lead the Nittany Lions past Maryland, 38-14.

It was Penn State's most prolific rushing game against an FBS or Big Ten opponent since posting 390 against Michigan State in 2002, and the 372 yards rank as its third-most against a Big Ten opponent.

Barkley posted a career-high 202 yards and a touchdown on a career-high 31 carries to lead Penn State, while McSorley set career highs on the ground with 18 carries for 81 yards and a touchdown. He also added two more touchdowns through the air, including a 70-yarder to DeAndre Thompkins, and finished the game completing 10-of-19 attempts for 152 yards.

The Nittany Lions essentially flipped the script on offense. Entering the contest, Penn State was only averaging 108.2 yards rushing per game while Maryland was averaging 300.0, but the Lions held the Terrapins to just 170 yards on the ground. Maryland was also averaging 466.2 yards of total offense to Penn State's 365.0, but the Nittany Lions held the advantage in the category, 524-270. Maryland was also averaging 43.2 points per game and just 14.5 points allowed.

Penn State's 524 yards of total offense was its most since 2013 against Eastern Michigan (574), as the Nittany Lions ran 81 plays to Maryland's 54. A total of 62 of Penn State's plays were on the ground - it's the most ever in a Big Ten game.

Penn State never trailed, receiving the opening kickoff and marching 84 yards on seven plays for an eventual 5-yard touchdown reception by tight end Mike Gesicki, largely on the feet of Barkley and McSorley. A short pass from Maryland quarterback Perry Hills to Ty Johnson turned into a 66-yard touchdown reception to tie the game at 7-7 midway through the first quarter, but a Tyler Davis field goal and rushing touchdowns by McSorley and Barkley overcame Maryland's only other score in the second quarter, and the Lions never looked back from a 24-14 halftime lead.

Turning Point

Maryland looked to have the momentum moving into the halftime break after covering 37 yards on three plays for a touchdown, pulling within three points and leaving just 41 seconds on the clock after the kickoff. However, Saquon Barkley needed only three plays to cover 70 yards. He rushed for 25 yards on his first carry and was stuffed for no gain on the next, but he broke free for a 45-yard touchdown run on the next to give Penn State a 24-14 lead. The Nittany Lions shutout Maryland in the second half and added two more touchdowns.

Difference Makers Penn State

- **QB Trace McSorley** - McSorley totaled 233 yards of total offense and accounted for three touchdowns. He gained a career-high 81 yards on a career-high 18 carries with one touchdown, while also throwing a 70-yard touchdown pass to DeAndre Thompkins and a 5-yard touchdown pass to Mike Gesicki. McSorley completed 10-of-19 passes for 152 yards. Four of McSorley's carries were for 12 or more yards, including a long of 25, and his 81 rushing yards were the most by a Penn State QB since Daryll Clark rushed for 83 against Illinois in 2009.
- **RB Saquon Barkley** - Barkley received a career-high 31 carries for 202 yards and a 45-yard touchdown. Six of his carries went for 13 or more yards.
- **LB Brandon Smith** - Smith came off the bench to make a career-high 14 tackles and his first career interception.
- **WR DeAndre Thompkins** - Thompkins matched his career high with four receptions and set a career high with 91 yards receiving, including a career-best 70-yard touchdown grab.
- **Penn State Defense** - Ten different Lions combined for 10.0 tackles for loss. Linebacker Koa Farmer, who made his first career start, led with 1.5 TFLs, a forced fumble and a sack. Also contributing to the Lions' total of four sacks were defensive ends Evan Schwan and Garrett Sicksels and defensive tackle Kevin Givens.

Key Drives

PENN STATE, 1st Qtr, 15:00-12:33 - TOUCHDOWN
Penn State marched down the field on its opening drive with big plays. McSorley opened the drive with a 21-yard completion to DaeSean Hamilton. The ground game then took over as Barkley followed a 3-yard rush with a 17-yarder. McSorley then found space for 17 yards and Barkley followed with a 20-yard rush to the Maryland 6-yard line. After a rush for no gain, McSorley connected with Gesicki for a 5-yard touchdown completion.

PENN STATE, 2nd Qtr, 10:24-6:06 - TOUCHDOWN
Penn State's two pass attempts on the drive fell incomplete, but it's nine rushing plays were good enough. McSorley got the drive rolling on the second play with a 25-yard run to the Maryland 43. Mark Allen gained 10 yards on two rushes for a first down, and two runs each by McSorley and Barkley advanced the ball to the 14. A Barkley touchdown run on third-and-7 was called back on a holding penalty, but a pass interference penalty on the next play gave Penn State first-and-goal at the nine. McSorley called his own number on the next snap and threaded his way through the Maryland defense for a touchdown.

SCORING SUMMARY						
	1	2	3	4	OT	F
MD	7	7	0	0	-	14
PSU	7	17	7	7	-	38

1st	12:33	PSU	7-84/2:270-7
		Mike Gesicki	5 yd pass from McSorley (Davis kick)
	7:13	UMD	5-81/1:437-7
		Ty Johnson	66 yd pass from Hills (Greene kick)
2nd	12:20	PSU	12-42/4:467-10
		Tyler Davis	30 yd field goal
	6:06	PSU	10-67/4:187-17
		Trace McSorley	9 yd run (Davis kick)
	0:52	UMD	3-37/1:0314-17
		Tyrrell Pigrome	7 yd run (Greene kick)
	0:15	PSU	3-70/0:2614-24
		Saquon Barkley	45 yd run (Davis kick)
3rd	0:00	PSU	2-70 yards/0:4214-31
		DeAndre Thompkins	70 yd pass from McSorley (Davis kick)
4th	5:15	PSU	5-51/2:2514-38
		Miles Sanders	25 yd run (Davis kick)

TEAM STATS		
	MD	PSU
First Downs	11	28
Rushing Yards	170	372
Passing Yards	100	152
Passing (C-A-Int)	10-16-1	10-19-0
Total Offense	270	524
Plays	54	81
Fumbles (#-Lost)	1-1	2-1
Penalties (#-Yards)	5-54	7-50
Possession Time	25:00	35:00
3rd-Down Conv.	4-13	5-13
Red-Zone	1-2	3-4
Touchdowns	1	2
Field goals	0	1

OTHER	
Time of Game	3:14
Maryland	4-1, 1-1 B1G
Penn State	4-2, 2-1 B1G

INDIVIDUAL STATISTICS

RUSHING
Maryland-Harrison, Lorenzo 6-76; Pigrome, Tyrrell 10-39; Morgan, Teldrick 2-24; Hills, Perry 9-16; Johnson, Ty 5-11; Edmunds, Trey 3-8; Goins, Kenneth 1-2; TEAM 1-minus 1; Funk, Jake 1-minus 5.
Penn State-Barkley, Saquon 31-202; McSorley, Trace 18-81; Stevens, Tommy 4-36; Allen, Mark 7-31; Sanders, Miles 1-25; TEAM 1-minus 3.

PASSING
Maryland-Pigrome, Tyrrell 5-9-0-28; Hills, Perry 5-7-1-72.
Penn State-McSorley, Trace 10-19-0-152

RECEIVING
Maryland-Moore, D.J. 4-15; Johnson, Ty 2-69; Jacobs, Lavern 2-13; Morgan, Teldrick 2-3.
Penn State-Thompkins, DeAndre 4-91; Gesicki, Mike 4-26; Hamilton, DaeSean 2-35.

TOP TACKLERS (T-UA-A)
Maryland-Cockerille, Shane 13-7-6; Woods, Josh 9-5-4; Braglio, Roman 8-5-3; Keihn, Melvin 8-2-6; Carter, Jermaine 7-3-4; Savage, Darnell 6-5-1; Opara, Kingsley 6-3-3.
Penn State-Smith, Brandon 14-2-12; Allen, Marcus 7-3-4; Golden, Malik 6-3-3; Reid, John 5-3-2; Farmer, Koa 5-1-4; Bowen, Manny 5-1-4.

GAME 7

OHIO STATE 21  **vs.**  **24 PENN STATE**

BEAVER STADIUM | OCT. 22, 2016
ABC | ATTN: 107,280



GAME RECAPS

UNIVERSITY PARK, Pa. - Grant Haley returned a field goal blocked by Marcus Allen 60 yards for the game-winning touchdown, as Penn State erased a 14-point deficit in the fourth quarter to defeat No. 2 Ohio State, 24-21 in front of a Penn State White Out crowd of 107,280 in Beaver Stadium. The Buckeyes had won 78 straight games when leading by 14 or more points in the fourth quarter.

Penn State used big plays on offense and a pair of special teams plays to score 17 points in the fourth quarter.

It marked the first time Penn State defeated a Top 2 team since winning at No. 1 Notre Dame in 1990, and the first win at home over a Top 2 team since downing No. 2 Nebraska, 27-24, in 1982. The victory was also Penn State's first over a ranked opponent since 2013 (Wisconsin).

Penn State also snapped Ohio State's streak of 20 consecutive road wins, and it was the first road loss under head coach Urban Meyer.

Ohio State punted to start the fourth quarter and pinned the Nittany Lions on their own 10, but the Nittany Lions covered 90 yards on just five plays, highlighted by running back Saquon Barkley breaking free for 37 yards, and then quarterback Trace McSorley finding wide receiver Saeed Blacknall down the left sideline for 35 yards to the 2. McSorley rushed it himself on second-and-goal to pull within a touchdown, 21-14.

The Lion defense forced an Ohio State three-and-out and freshman linebacker Cam Brown blocked the Buckeyes' punt, setting up a Tyler Davis field goal with 9:33 remaining, cutting the deficit to just four.

Ohio State reached the Penn State 28 on its ensuing possession and attempted a 45-yard field goal, but it was blocked by Allen and Haley scooped it and scored, running 60-yards down the sideline to give Penn State a 24-21 lead.

The Buckeyes took over from their own 11 with 4:21 remaining, but did not get past their own 42. Jordan Smith broke up a deep pass on second-and-10 from the 42, and then Jason Cabinda sacked quarterback J.T. Barrett for a loss of 13 yards on third down. On fourth-and-23, Evan Schwan and Kevin Givens sacked Barrett again to seal the win.

Ohio State had not relinquished the lead until Haley's touchdown score.

The first quarter was scoreless as Ohio State was limited to two first downs and Penn State had four. It was the first time Ohio State had been held scoreless all season. The Buckeyes used a field goal to get on the scoreboard at the start of the second quarter, and extended the lead to 12-0 on a 26-yard touchdown pass to tight end Marcus Baugh and another field goal.

Penn State managed to get on the scoreboard just before the halftime break. The Lions drove 74 yards on seven plays in just one minute, as Chris Godwin hauled in a 20-yard touchdown reception with just nine seconds remaining.

Ohio State took a 19-7 lead early in the third quarter on a 74-yard touchdown run by Curtis Samuel and a safety on a bad snap extended the lead to 21-7 before Penn State rallied in the fourth.

Difference Makers

Penn State

- S Marcus Allen and CB Grant Haley - Allen and Haley teamed up for the game-winning touchdown, as Allen's field goal block was scooped up by Haley, who took it 60 yards for a touchdown.
- QB Trace McSorley - McSorley rushed and threw for a touchdown for a third consecutive game. He completed 8-of-23 passing attempts for 154 yards, and rushed for 63 yards on 19 attempts.
- RB Saquon Barkley - Barkley totaled 99 yards on 12 carries with a long of 37.
- LB Brandon Bell - Bell returned from injury and led the Nittany Lions with 18 tackles, including a sack.
- LB Jason Cabinda - Cabinda, playing in his first game since the season opener due to injury, made 13 tackles, a sack and 2.0 tackles for loss.
- DE Garrett Sickels - Sickels made a career-high nine tackles, 2.5 sacks and 3.5 TFLs, all in the second half.
- Defense - Led by Sickels, defense had a season-high 11.0 tackles for loss. It was also the most TFLs for Penn State since Maryland (11.0) last season.

Key Drives

PENN STATE, 1st Qtr, 1:09-0:09 - TOUCHDOWN

Not content to run the clock out, Penn State drove 74-yards on seven plays in exactly one minute, as Chris Godwin hauled in a 20-yard touchdown pass. A 19-yard completion to Godwin on third-and-8 from Penn State's 28 moved the Nittany Lions to midfield at the 47, and then after a 1-yard sack, McSorley found DaeSean Hamilton down the right sideline for 34 yards to the 20. After an incompletion, McSorley found Godwin who out-fought his defender for the ball.

OHIO STATE, 4th Qtr, 9:28-4:27 - BLOCKED FG RETURNED FOR TOUCHDOWN

Ohio State started at its own 13, but methodically moved down the field, aided by a 34-yard reception by Noah Brown to the Penn State 42. The drive stalled at the 28 though, and Marcus Allen blocked the 45-yard field goal attempt and returned it 60 yards for the game-winning touchdown.

SCORING SUMMARY

	1	2	3	4	OT	F
OSU	0	12	9	0	-	21
PSU	0	7	0	17	-	24

2nd	14:55	OSU	5-22/0:43/3-0
		Tyler Durbin 33 yd field goal	
	4:53	OSU	11-78/5:09/9-0
		Marcus Baugh 26 yd pass from Barrett (Durbin kick failed)	
	1:14	OSU	9-58/2:22/12-0
		Tyler Durbin 30 yd field goal	
	0:09	PSU	7-74/1:00/12 -7
		Chris Godwin 20 yd pass from McSorley (Davis kick)	
3rd	10:10	OSU	3-82/1:24/19-7
		Curtis Samuel 74 yd run (Durbin kick)	
	8:31	OSU	21-7
		TEAM safety	
4th	13:32	PSU	5-90/1:20/21-14
		Trace McSorley 2 yd run (Davis kick)	
	9:33	PSU	6-12/2:09/21-17
		Tyler Davis 34 yd field goal	
	4:27	PSU	21-24
		Grant Haley 60 yd blocked FG return (Davis kick)	

TEAM STATS

	OSU	PSU
First Downs	19	13
Rushing Yards	168	122
Passing Yards	245	154
Passing (C-A-Int)	28-43-0	8-23-0
Total Offense	413	276
Plays	83	60
Fumbles (#-Lost)	2-0	2-1
Penalties (#-Yards)	8-45	1-5
Possession Time	37:19	22:41
3rd-Down Conv.	9-22	2-13
Red-Zone	2-2	3-4
Touchdowns	0	2
Field goals	2	1

OTHER

Time of Game	3:32
Ohio State	6-1, 3-1 B1G
Penn State	5-2, 3-1 B1G

INDIVIDUAL STATISTICS

RUSHING

Ohio State-Weber, Mike 21-71; Samuel, Curtis 2-71; Barrett, J.T. 17-26.
Penn State-Barkley, Saquon 12-99; McSorley, Trace 19-63; Godwin, Chris 1-13; Sanders, Miles 1-minus 10; TEAM 4-minus 43.

PASSING

Ohio State-Barrett, J.T. 28-43-0-245.
Penn State-McSorley, Trace 8-23-0-154.

RECEIVING

Ohio State-Samuel, Curtis 8-68; Weber, Mike 8-36; Baugh, Marcus 5-55; Brown, Noah 3-45; Wilson, Dontre 2-16; McLaurin, Terry 1-19; Campbell, Parris 1-6.
Penn State-Gesicki, Mike 4-46; Godwin, Chris 2-39; Blacknall, Saeed 1-35; Hamilton, DaeSean 1-34.

TOP TACKLERS (T-UA-A)

Ohio State-Hooker, Malik 7-2-5; McMillan, Raekwon 6-5-1; Hubbard, Sam 6-4-2; Holmes, Jalyn 4-2-2; Baker, Jerome 4-2-2.
Penn State-Bell, Brandon 19-8-11; Cabinda, Jason 12-2-10; Bowen, Manny 11-4-7; Sickels, Garrett 9-3-6; Allen, Marcus 7-2-5; Golden, Malik 6-3-3.



@PennStateFBall



PSUFBall

2016

PSUnrivalled.com

GoPSUsports.com

GAME 8

PENN STATE 62 vs. **P 24 PURDUE**

ROSS-ADE STADIUM
ABC/ESPN2 | OCT. 29, 2016
ATTN: 33,157



GAME RECAPS

WEST LAFAYETTE, Ind. - After heading into halftime tied at 17, No. 24 Penn State scored 17 straight to open the third quarter and outscored Purdue 45-7 in the second half on its way to a 66-24 victory inside Ross-Ade Stadium.

The Nittany Lions had six scoring drives of under two minutes on their way to the first 60-point scoring game since the 2008 season (66 vs. Coastal Carolina). Their 62 points scored are the most against a Big Ten opponent since 2005 when Penn State claimed a 63-10 victory at Illinois.

Saquon Barkley racked up career highs with 207 rushing yards and 277 (207 rushing, 70 receiving) all-purpose yards. His 277 all-purpose yards are a Penn State sophomore record and his 207 rushing yards make him the first Penn Stater since Larry Johnson (four times, 2002) to eclipse the 200-yard mark twice in the same season since 2002. The rushing total ranks No. 21 on the school single game rushing charts and are the most by a Nittany Lion since Larry Johnson had 279 against Michigan State in 2002.

The backfield carried the load for Penn State, as six Nittany Lions combined for 257 yards on just 38 carries, led by Barkley's 207 yards on 18 totes (11.5 ypc). Barkley and redshirt-freshman Andre Robinson each scored twice on the ground, with Mark Allen adding another rushing score in the fourth quarter. Miles Sanders added his first career receiving touchdown to give the backfield six total scores on the day.

The defense and special teams forced four turnovers in the game, the most by Penn State since pressuring Maryland into five turnovers in 2015. Brandon Smith and Christian Campbell each pulled down their second career interceptions, with Kevin Givens and Jordan Smith each posting their first career fumble recoveries. Jason Cabinda led the charge with a game-high nine tackles.

Turning Point

Brandon Smith started the second half at middle linebacker and pulled down his second career interception on the third play from scrimmage. Smith returned the interception 22 yards and four plays later, Trace McSorley found Chris Godwin for a 1-yard touchdown pass to make it 24-17 in favor of the Blue and White. The Nittany Lions would go on to outscore Purdue by 38 points, 45-7, in the second half.

Difference Makers

Penn State

- RB Saquon Barkley - Carried 18 times for a career-high 207 yards and two touchdowns, while adding 70 yards receiving on three catches. The 207 rushing yards rank No. 21 on Penn State's single game rushing charts and are his second 200-yard effort of the season. His 277 all-purpose yards mark a career high, as well, and set the Penn State sophomore record. He had an 81-yard touchdown run in the fourth quarter.

- Penn State RBs - The quartet of Barkley, Mark Allen, Andre Robinson and Miles Sanders combined for 328 yards of total offense (237 rushing, 91 receiving) and six touchdowns. Barkley and Robinson each rushed for two scores, while Sanders caught a 21-yard touchdown pass and Allen rumbled in from 1-yard out for a score.
- Trace McSorley - Posted his fifth career 200-yard passing game with 228 yards through the air. He is tied for 14th with Doug Strang (1982-83) in the Penn State career ledger and ninth in the season ledger, also with Strang (1983).
- WR Chris Godwin - Caught five passes for 58 yards, including two touchdown grabs, which tie a career high (Michigan State, 2015). His two scoring grabs give him 12 for his career and move him into the No. 10 spot on the career touchdown receptions list. He also moved into the Top 10 in career receiving yardage (1,844), passing current assistant head coach and cornerbacks coach Terry Smith (1988-91) and Jack Curry (1965-67) to move into 10th.
- LB Jason Cabinda - Posted a game-high nine tackles - six solo - to give him at least nine stops in all three games he has appeared in this season.
- LB Brandon Smith - Nabbed his second career interception and returned it 22 yards to set up Penn State's first touchdown of the season half. Also added four tackles.
- Fumble Recoveries - Jordan Smith and Kevin Givens each posted their first career fumble recoveries in the game. Smith fell on a muffed punt in the third quarter, while Givens corralled his fumble recovery early in the fourth quarter.

Purdue

- QB David Blough - Accounted for 281 yards through the air on 34-of-50 passing with two touchdown passes and one interception. Connected with DeAngelo Yancey for a 62-yard scoring strike in the third quarter.
- RB Markell Jones - Compiled 105 yards of total offense with 46 rushing yards and 59 receiving yards. Added a rushing touchdown in the game.
- WR DeAngelo Yancey - Caught two passes for 66 yards, including the 62-yard catch-and-run down the sidelines for Purdue's lone second half score.
- Purdue Pass Catchers - Eleven different players caught passes for Purdue, including eight grabs from Cameron Posey, seven by Cole Herdman and six for Markell Jones.

SCORING SUMMARY

	1	2	3	4	OT	F
PSU	7	10	24	21	-	62
PUR	7	10	7	0	-	24

1st	11:33	PSU	8-85/3:27/7-0
	6:26	PUR	10-77/5:07/7-7
			10-77/5:07/7-7
2nd	14:32	PUR	13-55/5:24/7-14
	12:33	PSU	5-82/1:59/14-14
	6:57	PUR	12-50/5:36/14-17
	2:36	PSU	11-72/4:21/17-17
3rd	12:29	PSU	4-24/1:18/24-17
	8:17	PSU	2-24/0:39/31-17
	4:21	PSU	6-61/1:42/34-17
	2:32	PUR	4-75/1:49/34-24
	1:18	PSU	3-40/1:14/41-24
4th	13:56	PSU	1-81/0:13/48-24
	6:09	PSU	7-58/3:07/55-24
	2:25	PSU	4-28/2:16/62-24

TEAM STATS

	PSU	PUR
First Downs	24	20
Rushing Yards	257	46
Passing Yards	254	295
Passing (C-A-Int)	13-25-0	36-55-2
Total Offense	511	341
Plays	63	81
Fumbles (#-Lost)	1-0	3-2
Penalties (#-Yards)	11-91	8-76
Possession Time	25:13	34:47
3rd-Down Conv.	2-9	9-21
Red-Zone	8-8	2-2
Touchdowns	6	2
Field goals	2	0

OTHER

Time of Game	3:33
Penn State	6-2, 4-1 B1G
Purdue	3-5, 1-4 B1G

INDIVIDUAL STATISTICS

RUSHING

Penn State-Barkley, Saquon 18-207; Stevens, Tommy 5-31; Robinson, Andre 2-23; Sanders, Miles 3-6; McSorley, Trace 5-2; Allen, Mark 1-1; TEAM 4-minus 13. Purdue-Jones, Markell 7-46; Worship, Richie 6-23; Marshall, Bilal 5-1; Kimbrough 2-0; Fuller, Tario 1-minus 2; Sindelar 2-minus 2; Blough, David 3-minus 20.

PASSING

Penn State-McSorley, Trace 12-23-0-228; Stevens, Tommy 1-2-0-26. Purdue-Blough, David 34-50-1-281; Sindelar 0-3-1-0; Marshall, Bilal 2-2-0-14.

RECEIVING

Penn State-Godwin, Chris 5-58; Barkley, Saquon 3-70; Blacknall, Saeed 1-42; Charles, Irvin 1-26; Gesicki, Mike 1-23; Sanders, Miles 1-21; Hamilton, DaeSean 1-14. Purdue-Posey, Cameron 8-50; Herdman, Cole 7-33; Jones, Markell 6-59; Marshall, Bilal 4-26; Kimbrough, Malik 3-8; Yancey, DeAngelo 2-66; Hopkins, Brycen 2-16; Yancey, David 1-19; Phillips, Gregory 1-10; Worship, Richie 1-7; Mahoungou, Anthony 1-1.

TOP TACKLERS (T-UA-A)

Penn State-Cabinda, Jason 9-6-3; Golden, Malik 8-5-3; Allen, Marcus 6-5-1; Bowen, Manny 6-5-1; Bell, Brandon 5-3-2; Smith, Brandon 4-3-1. Purdue-Bailey, Markus 7-6-1; Bentley, Ja'Whaun 6-6-0; Hunte, Da'Wan 5-3-2; Clark, Leroy 4-4-0; Robinson, Gelen 4-1-3.



@PennStateFBall



PSUfbal

2016

PSUnvalued.com

GoPSUsports.com

GAME 9

IOWA **14**



vs.



41 PENN STATE

BEAVER STADIUM | NOV. 5, 2016
BTN | ATTN: 106,194



GAME RECAPS

UNIVERSITY PARK, Pa. - No. 12 Penn State led from the game's opening drive to the finish, as another 200-plus all-purpose yard performance by Saquon Barkley and a staunch run defense that yielded just 30 yards carried Penn State to a 41-14 victory over Iowa.

Penn State totaled 599 yards of total offense, its most since totaling 661 against Rutgers in 1995, and its most in a Big Ten game since totaling 653 against Michigan State in 1994. Barkley paced a Penn State rushing attack that totaled 359 yards, as he rushed for 167 yards, including a 57-yard touchdown run. He also added a 44-yard touchdown reception to total 211 all-purpose yards.

The Nittany Lions defense limited Iowa to just 234 yards, including just 30 on the ground. The last time Penn State held a Big Ten team to 30 yards rushing or fewer was Indiana in 2012 (24 yards). It was also the fewest rushing yards allowed by Penn State since holding Massachusetts to three yards in 2014.

It marked the second consecutive week Penn State held the opposition to 46 yards or less.

Turning Point

Penn State took control of the game from the start, building a 21-0 lead by the midpoint of the second quarter. Wide receiver Saeed Blacknall pulled in a 19-yard touchdown reception on the game's opening drive, and then the Nittany Lions found the end zone on consecutive drives in the second quarter. Barkley broke free for a 57-yard touchdown run on Penn State's first drive of the second quarter, and after an Iowa three-and-out, three consecutive completions to tight end Mike Gesicki placed the Lions at the 1, where McSorley took it across the goal line himself.

Difference Makers

Penn State

- RB Saquon Barkley - Barkley totaled 211 all-purpose yards rushing 20 times for 169 yards and a 57-yard touchdown and catching a career-long 44-yard touchdown reception on wheel route. He now has 1,055 rushing yards for the season and he is the eighth Penn State player to have multiple 1,000-yard rushing seasons in his career. It was his fourth 100-yard rushing game of the season.
- QB Trace McSorley - McSorley was successful in the air and on the ground, completing 11-of-18 pass attempts for 240 yards and two touchdowns, while adding 40 yards and a touchdown on 14 keepers on the ground. It was his sixth 200-yard passing game of the season.
- WR Chris Godwin - Godwin caught four passes for 87 yards.
- TE Mike Gesicki - Gesicki caught four passes for 65 yards, with three coming consecutively on one drive in

the second quarter, setting up a 1-yard touchdown run for McSorley. Gesicki caught a 43-yard pass that was originally ruled a 44-yard touchdown, but the officials ruled his knee was down at the 1 after a review.

- QB Tommy Stevens - Stevens totaled 71 yards and a touchdown on five carries, all in the fourth quarter.
 - Penn State Defense - The Nittany Lions held Iowa to just 234 yards of offense, and just 30 yards on the ground.
 - LB Jason Cabinda - Cabinda led Penn State with eight tackles and made a key fourth down stop in the fourth quarter to prevent the Hawkeyes from gaining early momentum.
 - DT Kevin Givens, LB Koa Farmer, DE Evan Schwan - The trio accounted for three of Penn State's four sacks as the Nittany Lions also totaled six tackles for loss.
- #### Iowa
- QB C.J. Beathard - Beathard totaled 204 yards and two touchdowns on 18 completions on 26 attempts. He was intercepted once and sacked four times.
 - WR Jerminic Smith - Smith tied for the team lead with five receptions and a touchdown, totaling a team-best 85 yards receiving.
 - DB Brandon Snyder - Snyder posted a game-high 12 tackles (eight solo), as well as two behind the line.
 - LB Josey Jewell - Jewell made 10 tackles and blocked a field goal in the first quarter,

Key Drives

PENN STATE, 1st Qtr, 15:00-12:43 - TOUCHDOWN

A career-long 48-yard kickoff return by Miles Sanders gave Penn State the ball at its own 48 to start the game. Barkley rushed for 19 yards over three carries and McSorley broke-off a 14-yard run on third-and-2 to the Iowa 19. On the very next play, McSorley went to the air and four Saeed Blacknall in the back corner of the end zone for a 19-yard touchdown reception.

PENN STATE, 2nd Qtr, 9:19-7:58 - TOUCHDOWN

The drive was all Mike Gesicki until his apparent touchdown was overturned on video review. Starting at the Penn State 38, McSorley connected with Gesicki for 13 yards and five yards before finding him wide open down the right sideline. Gesicki lunged for the end zone and it was called a touchdown on the field, but moved back to the 1 on review. McSorley took it himself for a 21-0 lead.

PENN STATE, 4th Qtr, 14:49-14:41 - TOUCHDOWN

Troy Apke's first career interception gave Penn State the ball on the Iowa 44. On the first play, McSorley connected with Saquon Barkley on a wheel route down the right sideline, and Barkley scampered into the end zone untouched for the 44-yard score and 34-7 advantage.

SCORING SUMMARY

	1	2	3	4	OT	F
IOWA	0	7	0	7	-	14
PSU	7	17	3	14	-	41

1st	12:43	PSU	6-52/2:17/0-7
		Saeed Blacknall	19 yd pass from McSorley (Davis kick)
2nd	10:28	PSU	6-80/3:07/0-14
		Saquon Barkley	57 yd run (Davis kick)
	7:58	PSU	4-62/1:21/0-21
		Trace McSorley	1 yd run (Davis kick)
	4:18	IOWA	7-75/3:40/7-21
		Akrum Wadley	12 yd pass from Beathard (Duncan kick)
	0:00	PSU	10-63/4:13/7-24
		Tyler Davis	30 yd field goal
3rd	2:48	PSU	11-31/4:20/7-27
		Tyler Davis	37 yd field goal
4th	14:41	PSU	1-44/0:08/7-34
		Saquon Barkley	44 yd pass from McSorley (Davis kick)
	9:28	PSU	6-58/3:26/7-41
		Tommy Stevens	13 yd run (Davis kick)
	6:30	IOWA	9-81/2:54/14-41
		Jerminic Smith	36 yd pass from Beathard (Duncan kick)

TEAM STATS

	IOWA	PSU
First Downs	14	24
Rushing Yards	30	359
Passing Yards	204	240
Passing (C-A-Int)	18-26-1	11-18-0
Total Offense	234	599
Plays	52	70
Fumbles (#-Lost)	0-0	0-0
Penalties (#-Yards)	4-24	9-86
Possession Time	24:57	35:03
3rd-Down Conv.	2-10	7-14
Red-Zone	1-1	5-7
Touchdowns	1	3
Field goals	0	2

OTHER

Time of Game	3:08
Penn State	7-2, 5-1 B1G
Iowa	5-4, 3-3 B1G

INDIVIDUAL STATISTICS

RUSHING

Iowa-Wadley, Akrum 9-28; Daniels, LeShun 10-18; Beathard, C.J. 7-minus 16.
Penn State-Barkley, Saquon 20-167; Stevens, Tommy 5-70; McSorley, Trace 14-40; Sanders, Miles 5-34; Allen, Mark 5-30; Robinson, Andre 3-18.

PASSING

Iowa-Beathard, C.J. 18-26-1-204.
Penn State-McSorley, Trace 11-18-0-240.

RECEIVING

Iowa-Smith, Jerminic 5-85; Wadley, Akrum 5-32; McCarron, Riley 4-42; Daniels, LeShun 2-36; Kittle, George 2-9.
Penn State-Godwin, Chris 4-87; Gesicki, Mike 4-65; Barkley, Saquon 1-44; Thompkins, DeAndre 1-25; Blacknall, Saeed 1-19.

TOP TACKLERS (T-UA-A)

Iowa-Snyder, Brandon 12-8-4; Jewell, Josey 10-5-5; Bower, Bo 7-5-2; Johnson, Jaleel 6-4-2; Taylor, Miles 5-3-2; Hesse, Parker 5-2-3.
Penn State-Cabinda, Jason 9-1-8; Bowen, Manny 4-1-3; Smith, Brandon 4-1-3; Eight Tied with 3



@PennStateFBall



PSUfball

2016

PSUnrivalled.com

GoPSUsports.com

GAME 10

PENN STATE 45




vs.



31 INDIANA

MEMORIAL STADIUM
ABC/ESPN2

NOV. 12, 2016
ATTN: 40,678



GAME RECAPS

BLOOMINGTON, Ind. - Trailing by 10 points late in the third quarter, No. 10 Penn State outscored Indiana, 31-7, in the final 16:09, to earn a 45-31 victory in Big Ten football action in Memorial Stadium. The win extended Penn State's winning streak to six games, marking the first time since 1994 that it has won six straight against conference opponents in the same season.

Trace McSorley led the Penn State comeback, completing 6-of-9 pass attempts for 183 yards and a touchdown after Indiana went ahead 24-14 with 3:13 remaining in the third quarter. He finished the day with 332 yards passing and two passing touchdowns, completing 16-of-30 passing attempts. He also scored the game's first touchdown on the ground.

Despite being limited to 58 yards rushing on a career-high 33 carries, Saquon Barkley scored two touchdowns in the fourth quarter, including the game-winner. Aiding McSorley were three receivers totaling 80-plus yards receiving. Chris Godwin caught five receptions for 82 yards and two touchdowns to lead the group, while tight end Mike Gesicki caught five passes for a career-high 88 yards and DaeSean Hamilton caught three passes for 83 yards, including a 54-yard catch that set up a touchdown run in the fourth quarter.

Turnovers were a factor, as Penn State was able to recover all five of Indiana's fumbles, including four in the first half. The fifth fumble was scooped up by Torrence Brown, who returned it nine yards for a touchdown to seal the win. The Lions had a pair of turnovers of their own on a pair of McSorley interceptions.

The game featured five lead changes and two ties.

Turning Point

Penn State answered after Indiana went ahead by 10 late in the third quarter. McSorley flipped the field on the second play of the ensuing possession, finding Saeed Blacknall for 43 yards to the Indiana 31. After a 10-yard rush by the Lions and an Indiana offsides penalty, McSorley hit Godwin in the end zone for a 21-yard touchdown, slicing the deficit to three.

The Penn State defense forced a three-and-out and Penn State scored promptly, as a 54-yard toss to Hamilton on a flea-flicker highlighted the drive, putting Barkley in position to score from just four yards out and give Penn State a 28-24 lead.

Indiana answered with a 40-yard touchdown pass from Richard Lagow to Nick Westbrook to retake the lead 31-28, but it would be the Hoosiers' last score.

After both teams traded punts, Penn State took over from its own 43 with 6:51 remaining. McSorley and Barkley led the Lions down the field, and Barkley scored from two yards out for the game-winning score. A field goal and fumble return for a touchdown put the game out of reach.

Difference Makers

Penn State

- QB Trace McSorley – McSorley posted his third 300-yard passing game of the season, throwing for 332 yards, which is tied for 14th on Penn State's single game list, and two touchdowns. He also rushed for 13 yards and a touchdown.
- RB Saquon Barkley – Barkley totaled 92 all-purpose yards, rushing a career-high 33 times for 58 yards and catching two passes for 34 yards, including a 32-yarder that ignited the game-opening touchdown drive. His two rushing touchdowns in the fourth quarter proved to be decisive in the game.
- WR Chris Godwin – Godwin caught five passes for 82 yards and two touchdowns. He became the eighth player in Penn State history to reach 2,000-career receiving yards.
- Fumble Forcers and Recoverees – Brandon Bell and safety Malik Golden both recovered and forced a fumble each. Bell's forced fumble led to defensive end Torrence Brown's scoop-and-score. Brown was joined by cornerback Christian Campbell and defensive tackle Kevin Givens in recovering fumbles.
- LB Brandon Bell – In addition to factoring in on two turnovers, Bell tied for second on the team with nine tackles, including 2.5 stops behind the line and the sack-fumble that led to Brown's touchdown.
- DE Garrett Sickels – Sickels matched Bell's 2.5 stops behind the line and factored in on 1.5 sacks. Penn State totaled nine TFLs and three sacks.

Indiana

- QB Richard Lagow – Lagow led a Hoosier passing attack that totaled 344 yards, as he completed 23-of-40 passes for 292 yards and two touchdowns without an interception. Zander Diamont completed a 52-yard pass on his lone attempt.
- RB Devine Redding – Redding totaled 108 yards and two touchdowns on 23 carries.
- Receivers – Eight different Hoosiers caught a pass, with all eight catching at least two balls. Mitchell Paige led in receptions with six for 43 yards, while Camion Patrick led in yardage with 91 on three catches. Nick Westbrook caught three passes for 85 yards and a 40-yard score in the fourth quarter, while Ricky Jones caught three passes for 32 yards and a touchdown.
- LBs Tegray Scales and Marcus Oliver – Scales and Oliver tallied 3.5 and 3.0 tackles for loss, respectively, as Indiana totaled 16 for the game.
- DB Tony Fields – Fields posted eight tackles, including 1.5 for loss, and hauled in an interception.

SCORING SUMMARY

	1	2	3	4	OT	F
PSU	7	7	7	24	-	45
IND	0	14	10	7	-	31

1st	11:28	PSU	Trace McSorley 10 yd run (Davis kick)	7-60/3:32/7-0
2nd	12:13	IND	Ricky Jones 5 yd pass from Lagow (Oakes kick)	8-60/2:40/7-7
	4:43	PSU	Chris Godwin 6 yd pass from McSorley (Davis kick)	1-6/0:06/14-7
	1:00	IND	Devine Redding 12 yd run (Oakes kick)	5-32/1:05/14-14
3rd	11:38	IND	Griffin Oakes 47 yd field goal	9-52/3:22/14-17
	3:13	IND	Devine Redding 6 yd run (Oakes kick)	5-74/1:41/14-24
	1:09	PSU	Chris Godwin 21 yd pass from McSorley (Davis kick)	4-70/2:04/21-24
4th	12:23	PSU	Saquon Barkley 4 yd run (Davis kick)	5-74/2:06/28-24
	11:06	IND	Nick Westbrook 40 yd pass from Lagow (Oakes kick)	7-75/1:17/28-31
	3:58	PSU	Saquon Barkley 2 yd run (Davis kick)	7-57/2:53/35-31
	1:07	PSU	Tyler Davis 39 yd field goal	4-0/1:42/38-31
	0:29	PSU	Torrence Brown 9 yd fumble recovery (Davis kick)	45-31

TEAM STATS

	PSU	IND
First Downs	18	20
Rushing Yards	77	110
Passing Yards	332	344
Passing (C-A-Int)	16-30-2	24-41-0
Total Offense	409	454
Plays	75	82
Fumbles (#-Lost)	0-0	5-5
Penalties (#-Yards)	5-40	8-80
Possession Time	33:39	26:21
3rd-Down Conv.	4-14	8-17
Red-Zone	5-5	3-4
Touchdowns	4	3
Field goals	1	0

OTHER

Time of Game	3:40
Penn State	8-2, 6-1 B1G
Indiana	5-5, 3-4 B1G

INDIVIDUAL STATISTICS

RUSHING

Penn State-Barkley, Saquon 33-58; McSorley, Trace 8-13; Robinson, Andre 2-8; Stevens, Tommy 1-0; Sanders, Miles 1-minus 2.
 Indiana-Redding, Devine 23-108; Natee, Tyler 6-27; Rodriguez, Alex 5-8; Paige, Mitchell 1-5; Brookins, Ricky 1-2; Williams, D. 2-minus 3; Lagow, Richard 3-minus 37.

PASSING

Penn State-McSorley, Trace 16-30-2-332.
 Indiana-Lagow, Richard 23-40-0-292; Diamont, Zander 1-1-0-52.

RECEIVING

Penn State-Gesicki, Mike 5-88; Godwin, Chris 5-82; Hamilton, DaeSean 3-85; Barkley, Saquon 2-34; Blacknall, Saeed 1-43.
 Indiana-Paige, Mitchell 6-43; Patrick, Camion 3-91; Westbrook, Nick 3-85; Jones, Ricky 3-32; Redding, Devine 3-8; Hale, Donovan 2-45; Timian, Luke 2-35; Brookins, Ricky 2-5.

TOP TACKLERS (T-UA-A)

Penn State-Allen, Marcus 10-5-5; Cabinda, Jason 9-8-1; Bell, Brandon 9-6-3; Golden, Malik 6-6-0.
 Indiana-Fields, Tony 8-8-0; Scales, Tegray 8-6-2; Oliver, Marcus 7-6-1; Dutra, Chase 4-4-0; Gooch, Greg 4-3-1



@PennStateFBall



PSUfball

2016

PSUnvaled.com

GoPSUsports.com

GAME 11

PENN STATE 39



vs.


R

0

RUTGERS

HIGH POINT SOLUTIONS STADIUM
BTN

NOV. 19, 2016
ATTN: 51,366



GAME RECAPS

PISCATAWAY, N.J. – No. 8 Penn State held Rutgers to 87 yards and five first downs as the Nittany Lions shutout the Scarlet Knights, 39-0, in Big Ten football action in High Point Solutions Stadium. The win extended Penn State's winning streak to seven.

It was Penn State's first shutout since blanking Illinois last season and is the largest road shutout victory since joining the Big Ten in 1993. The 87 yards and five first downs allowed are both Big Ten records for Penn State.

Penn State (9-2, 7-1 Big Ten) used the leg of Tyler Davis, a productive rushing attack and another strong game from quarterback Trace McSorley, as the Nittany Lions totaled 549 yards of offense against Rutgers (2-9, 0-8 Big Ten).

The 549 yards of offense are the sixth-most in a Big Ten game by Penn State. It was Penn State's fourth game with 500 or more yards off offense this season for its most since 2009.

Davis kicked a career-high four field goals, including three in the first half to give Penn State a 9-0 lead at the halftime break. Running back Saquon Barkley totaled 92 yards and a touchdown to lead six rushers that totaled 339 yards. McSorley completed 17-of-33 pass attempts for 210 yards and a touchdown and also rushed for 55 yards on 11 carries for 265 yards of total offense.

The Nittany Lions were unable to find the end zone in the first half, but Barkley scored the Nittany Lions' first touchdown of the game early in the third quarter after a blocked punt by Juwan Johnson. Davis added another field goal and Andre Robinson rushed into the end zone from two yards out for a 25-0 lead at the end of the third quarter.

Running back Mark Allen scampered down the sideline for a 27-yard touchdown reception with 7:59 remaining, and quarterback Tommy Stevens scored from 12 yards out with 4:07 remaining for the game's final score.

Penn State's seven-game winning streak is its longest overall since 2011 and longest in the Big Ten since 1994.

Turning Point

Rutgers started with the ball in the second half, but the Penn State defense forced a three-and-out, and then Juwan Johnson blocked the ensuing punt. Garrett Taylor recovered it at the Rutgers 10-yard line, setting up the first Nittany Lion touchdown drive of the game. Penn State scored 30 points in the second half to put the game out of reach.

Difference Makers

Penn State

- QB Trace McSorley – Trace McSorley totaled 265 yards of total offense, completing 17-of-33 passes for 210 yards and a touchdown and also rushing for 55 yards, with a long of 28, on 11 carries. It was his eighth game with 200 or more passing yards of the season and 12th consecutive with a touchdown pass.

- RB Saquon Barkley – Barkley totaled 117 all-purpose yards, rushing 16 times for 92 yards and a touchdown and catching two passes for 25 yards. It was his 14th rushing touchdown of the season, giving him the Penn State sophomore record and the most for a Nittany Lion since Larry Johnson had 20 in 2002. However, Barkley had his streak of 14 consecutive games with at least one run of 20+ yards snapped. It was the second-longest streak in college football in the last 20 years (LaMichael James - 19), according to the Big Ten Network.

- K Tyler Davis – Davis scored 15 of Penn State's 39 points, converting a career-high four field goal attempts and three extra points. Four of Penn State's first five scores were field goals.

- Rushing Attack – Led by Barkley, Penn State totaled 339 yards rushing. In addition to Barkley and McSorley, Miles Sanders was second on the ledger with a career-high 85 yards on five carries, including career-long run of 57 yards. Tommy Stevens rushed for 61 yards on six carries and a touchdown. Mark Allen added 26 yards on five carries and Andre Robinson rushed for 20 yards and a touchdown on six carries.

- TE Mike Gesicki – Gesicki led all receivers with five catches for 47 yards. It gave him a Penn State tight end record for receptions in a season with 42.

- LB Brandon Bell – Bell led the Nittany Lion defense with five tackles and a strip-sack. It was his sixth career forced fumble and second this season.

- Defense – Over 20 different Nittany Lions recorded a tackle, as the Nittany Lions held Rutgers to five first downs and 87 yards of offense (48 pass, 39 rush).

Key Drives

PENN STATE, 3rd Qtr, 13:53-12:33 - TOUCHDOWN

After Juwan Johnson blocked a Rutgers punt, Penn State's first drive of the second half started at the Rutgers 10. McSorley rushed for 5 yards, and then Barkley rushed for 4 and then into the end zone from 1-yard out.

PENN STATE, 3rd Qtr, 5:33-3:32 - TOUCHDOWN

Barkley started the drive off with an 18-yard run to the Rutgers 45, and two plays later, Godwin caught a 22-yard reception to move Penn State to the 14. Barkley rushed to the 5, and Andre Robinson took it from there for the touchdown.

The Rest

Mark Allen added a 27-yard touchdown reception with 7:59 remaining to cap a 12-play, 95-yard drive, and Tommy Stevens rushed for a 12-yard touchdown with 4:07 remaining to end a four-play, 74-yard drive that included Miles Sanders' 57-yard run.

SCORING SUMMARY

	1	2	3	4	OT	F
PSU	6	3	16	14	-	39
RU	0	0	0	0	-	0

1st	6:34	PSU	11-46/4:14/3-0
	1:42	PSU	11-64/2:27/6-0
	5:28	PSU	7-6/1:41/9-0
2nd	6:46	PSU	8-41/3:54/19-0
	3:32	PSU	6-63/2:01/25-0
	7:59	PSU	12-95/5:54/32-0
3rd	4:07	PSU	4-74/2:03/39-0

TEAM STATS

	PSU	RU
First Downs	25	5
Rushing Yards	339	39
Passing Yards	210	48
Passing (C-A-Int)	17-33-0	7-17-0
Total Offense	549	87
Plays	82	50
Fumbles (#-Lost)	1-1	3-0
Penalties (#-Yards)	3-15	6-50
Possession Time	33:42	26:18
3rd-Down Conv.	10-19	1-14
Red-Zone	7-8	0-1
Touchdowns	3	0
Field goals	4	0

OTHER

Time of Game	3:09
Penn State	9-2, 7-1 B1G
Rutgers	2-9, 0-8 B1G

INDIVIDUAL STATISTICS

RUSHING

Penn State-Barkley, Saquon 16-92; Sanders, Miles 5-85; Stevens, Tommy 6-61; McSorley, Trace 11-55; Allen, Mark 5-26; Robinson, Andre 6-20.

Rutgers-Godwin, Justin 10-20; Oden, Tylin 7-19; Rescigno, Giovanni 9-10; Martin, Robert 2-5; Bailey, Dacoven 1-2; TEAM 2-minus 8; Hicks, Josh 2-minus 9.

PASSING

Penn State-McSorley, Trace 17-33-0-210; Stevens, Tommy 0-0-0-0.

Rutgers-Rescigno, Giovanni 7-16-0-48; Oden, Tylin 0-1-0-0.

RECEIVING

Penn State-Gesicki, Mike 5-47; Thompkins, DeAndre 4-40; Godwin, Chris 3-36; Hamilton, DaeSean 2-35; Barkley, Saquon 2-25; Allen, Mark 1-27.

Rutgers-Patton, Andre 4-29; Harris, Jawuan 1-19; Tsimis, John 1-3; Goodwin, Justin 1-minus 3.

TOP TACKLERS (T-UA-A)

Penn State-Bell, Brandon 5-3-2; Cothren, Parker 4-3-1; Cabinda, Jason 3-3-0; Reid, John 3-3-0; Smith, Brandon 3-2-1; Smith, Jordan 3-2-1; Oruwariye, Amani 3-1-2; Brown, Cam 3-0-3.

Indiana-Rutgers-Hampton, Saquan 11-7-4; Morris, Trevor 10-6-4; Cioffi, Anthony 10-6-4; Roberts, Deonte 8-3-5; Hamilton, Darius 7-4-3; Pinnix-Odrick, Julian 6-4-2; Wharton, Isaiah 5-2-3.



@PennStateFBall



PSUfball

2016

PSUnvaled.com

GoPSUsports.com

GAME 12

MICHIGAN STATE 12



vs.



45 **PENN STATE**

BEAVER STADIUM | NOV. 26, 2016
ESPN | ATTN: 97,418



GAME RECAPS

UNIVERSITY PARK, Pa. - It was a historic Saturday night in Beaver Stadium, led by a 376-yard, four-touchdown passing performance by quarterback Trace McSorley and a second-half shutout on defense, No. 7 Penn State defeated Michigan State, 45-12, to clinch a share of the Big Ten East Division title and earn a trip to the Big Ten Championship in Indianapolis.

It's Penn State's second Big Ten divisional championship and it will be its first championship game appearance since the conference adopted the format in 2011. Penn State owns three overall Big Ten titles and two divisional crowns since joining the conference in 1993.

The victory extended Penn State's winning streak to eight for its longest since tallying nine in a row in 2008. It's also Penn State's sixth 10-win regular season since joining the Big Ten and its first since 2009. Penn State has eight Big Ten wins for just the second time, and the Nittany Lions also finished the regular season 7-0 at home for the first time since 2008.

Penn State trailed Michigan State, 12-10 at halftime, but true to form, the Nittany Lions rallied in the second half, outscoring the Spartans, 35-0.

McSorley led an offensive onslaught in the third quarter on Penn State's first three offensive possessions, throwing touchdown passes of 34 yards to Chris Godwin, 45 yards to Mike Gesicki and 59 yards again to Godwin to build a 31-12 lead.

Senior linebacker Brandon Bell led the Penn State defense with 18 tackles. The unit surrendered 256 yards and four field goals in the first half, but yielded just 87 yards and no scores in the second half. The Nittany Lion defense held opponents without a touchdown in back-to-back games for the first time since 2009 and the first time since 2006 in Big Ten games.

Turning Point

The Penn State defense failed to get a stop in the first half, but did not allow a touchdown, and the Nittany Lions only trailed by two at the break. The defense forced a three-and-out after Michigan State received the kickoff to open the second half, and it was all Penn State from there, as McSorley threw touchdowns on the Lions' next three drives to open a 31-12 lead.

Difference Makers

Penn State

- QB Trace McSorley - Trace McSorley completed 17-of-23 passes for a career-high 376 yards and a personal-best four touchdowns, going 10-for-14 for 265 yards and the four touchdowns after halftime. He extended his consecutive games with a touchdown pass streak to 13, dating back to last season's TaxSlayer Bowl, and his 12-straight games this season ties a program record first set by Matt McGloin in 2012. It was his

fourth 300-yard passing game of the season, tying a program mark held by Matt McGloin (2012) and Christian Hackenberg (2013 and 2014).

- WR Chris Godwin - Godwin enjoyed his first 100-plus receiving yard game since the Temple game in September and the eighth of his career, finishing with five catches for 135 yards. He had touchdowns of 34 and 59 yards, and his nine touchdowns this season break the Penn State record for touchdown receptions by a junior.
- TE Mike Gesicki - Gesicki hauled in a pair of passes to total 64 yards, including a 45-yard touchdown in the third quarter. With the 64 yards, he set a Penn State record for receiving yards in a season by tight end with 610.
- RB Andre Robinson - Robinson scored the game's final two touchdowns, scoring a 14-yard rush and a career-long 40-yard reception. He led Penn State with 32 rushing yards on three carries.
- RB Saquon Barkley - In the second quarter, Barkley scored Penn State's first touchdown of the game, leaping over a Michigan State defender for a 1-yard score. It was his 22nd career rushing touchdown to give him sole possession of 15th place on the Penn State career list. His 14 rushing yards in the game gave him 1,219 for the season, moving him into 12th place all-time at Penn State.
- LB Brandon Bell - Bell tied his career high for tackles of 18. His other 18-tackle game came against Ohio State earlier this season.
- Pass Rush - Defensive tackles Kevin Givens and Parker Cothren and linebacker Manny Bowen recorded a sack each, while defensive linemen Curtis Cothren and Evan Schwan combined for a sack.

Key Drives

PENN STATE, 3rd Qtr, 13:13-11:02 - TOUCHDOWN

Michigan State received the kickoff to start the half but was stopped for the first time, going three-and-out after a third-down sack by Curtis Cothren and Evan Schwan moved the Spartans back to their own 8. The ensuing punt went 44 yards to the Penn State 48. The Lions advanced to the 34 over the next four plays, and then McSorley found a wide-open Chris Godwin in the end zone on a play-action pass to give Penn State a lead it would not relinquish.

PENN STATE, 3rd Qtr, 2:54-2:05 - TOUCHDOWN

With Penn State leading 24-12, Michigan State appeared poised to make it a one-score game, but a botched snap was recovered by Troy Apke at the Penn State 41. After Barkley carried the ball for three yards, McSorley found Godwin behind the secondary on a post route for a 59-yard touchdown.

SCORING SUMMARY

	1	2	3	4	OT	F
MSU	6	6	0	0	-	12
PSU	0	10	21	14	-	45

1st	8:13	MSU	12-76/4:33/3-0
	2:44	MSU	11-49/4:19/6-0
2nd	13:11	PSU	10-60/4:24/6-3
	7:17	MSU	13-59/5:54/9-3
	2:14	PSU	10-78/4:57/9-10
	0:10	MSU	14-72/2:04/12-10
3rd	11:02	PSU	5-52/2:11/12-17
	2:05	PSU	2-62/0:49/12-31
	6:33	PSU	4-42/1:49/12-38
4th	3:40	PSU	4-83/0:46/12-45

TEAM STATS

	MSU	PSU
First Downs	26	18
Rushing Yards	109	77
Passing Yards	234	386
Passing (C-A-Int)	25-46-0	18-24-0
Total Offense	343	463
Plays	88	57
Fumbles (#-Lost)	1-1	3-0
Penalties (#-Yards)	4-23	1-15
Possession Time	34:24	25:36
3rd-Down Conv.	9-20	4-10
Red-Zone	4-4	3-4
Touchdowns	0	2
Field goals	4	1

OTHER

Time of Game	3:31
Penn State	10-2, 8-1 B1G
Michigan State	3-9, 1-8 B1G

INDIVIDUAL STATISTICS

RUSHING

Michigan State-Scott, LJ 16-59; Holmes, Gerald 6-23; Shelton, R.J. 3-15; Terry, Damion 4-13; Williams, Delton 3-10; Corley, Donnie 2-8; O'Connor, Tyler 8-minus 19.
Penn State-Robinson, Andre 3-32; Barkley, Saquon 12-14; McSorley, Trace 10-13; Allen, Mark 2-8; Paye, Irvine 1-7; Sanders, Miles 4-5; TEAM 1-minus 2.

PASSING

Michigan State-O'Connor, Tyler 17-33-0-118; Terry, Damion 7-12-0-101; Shelton, R.J. 1-1-0-15.
Penn State-McSorley, Trace 17-23-0-376; Stevens, Tommy 1-1-0-10.

RECEIVING

Michigan State-Price, Josiah 6-63; Shelton, R.J. 5-74; Corley, Donnie 4-33; Madaris, Monty 4-30; Lyles, Jamal 2-13; Holmes, Gerald 2-5; Terry, Damion 1-15; Williams, Delton 1-1.
Penn State-Godwin, Chris 5-135; Blacknall, Saeed 3-29; Gesicki, Mike 2-64; Thompkins, DeAndre 2-38; Barkley, Saquon 2-11; Johnson, Juwan 1-43; Robinson, Andre 1-40; Hamilton, DaeSean 1-16; Paye, Irvine 1-10.

TOP TACKLERS (T-UA-A)

Michigan State-Nicholson, Montae 8-5-3; Bullough, Riley 8-2-6; Frey, Chris 6-4-2; Dowell, Andrew 6-1-5; Miller, Grayson 5-3-2.
Penn State-Bell, Brandon 18-3-15; Bowen, Manny 9-4-5; Sickels, Garrett 8-4-4; Cabinda, Jason 8-0-8; Oruwariye, Amani 7-4-3; Allen, Marcus 7-2-5; Apke, Troy 7-1-6.

BIG CHAMPIONSHIP

WISCONSIN 31




vs.



38 PENN STATE

LUCAS OIL STADIUM FOX DEC. 3, 2016 ATTN: 65,018



GAME RECAPS

INDIANAPOLIS - No. 7 Penn State stayed true to form with a sensational second half, as quarterback Trace McSorley led a thrilling 21-point comeback to defeat No. 6 Wisconsin, 38-31, to win the 2016 Big Ten Championship.

McSorley threw for a Big Ten Championship game-record 384 yards and a record four touchdown passes, including three in the final 31 minutes, to lead Penn State to its fourth Big Ten Championship and first since 2008. Accordingly, McSorley was named the Grange-Griffin Most Valuable Player.

Penn State fell behind 28-7 with 5:15 remaining in the second quarter but rallied for its fourth double-digit comeback of the season - a program first - and its largest since rallying from 21 points down against Northwestern in 2010. The Lions continued their second-half success, outscoring Wisconsin, 24-3 in the second half. The win also extended the Nittany Lions' winning streak to nine games, its longest since 2008, and gave Penn State its sixth 11-win season in the Big Ten era.

DaeSean Hamilton and Saeed Blacknall were McSorley's top targets, as Hamilton caught eight passes for 118 yards and Blacknall caught six passes for a Big Ten Championship game record 155 yards and two touchdowns. Blacknall had a 40-yard touchdown reception with 58 seconds remaining in the first half to bring the Lions within two touchdowns, 28-14, and then he caught a 70-yard touchdown on Penn State's first play of the second half to bring the Lions within one score, 28-21.

Saouqon Barkley, who finished with 83 yards on 19 carries, scored the game-clinching touchdowns, rushing for a yard to the goal line with 4:22 remaining in the third quarter to tie the game at 28-28, and then hauling in the go-ahead score on an over-the-shoulder 18-yard touchdown pass with 13:41 to go to put the Lions ahead for good, 35-31.

Tyler Davis added a field goal with 5:14 remaining for a 38-31 lead, and the Nittany Lions withstood the Badgers' last offensive push, as Grant Haley stopped Wisconsin's Corey Clement on fourth-and-1 at the Penn State 24 with 1:01 remaining.

Turning Point

The Nittany Lions turned the momentum in their favor late in the first half, driving 90 yards on eight plays in just 1:27. McSorley found Blacknall for a 40-yard touchdown to cap the drive and pull Penn State within two scores before the halftime break. Penn State had to kickoff to start the second half, but stopped Wisconsin at the Penn State 30 and Andrew Endicott missed wide right on a 48-yard field goal attempt. McSorley then found Blacknall for a 70-yard touchdown on Penn State's first play from scrimmage, and the comeback was on.

Difference Makers Penn State

- QB Trace McSorley - McSorley completed 22-of-31 passes for a Big Ten Championship game-record 384 yards and a record four touchdowns. It ranks as the fourth-most prolific single-game passing yardage effort in Penn State history. Despite losing 20 yards rushing on the night, including 18 on the game's final play as he ran out the clock, his 364 yards of total offense were a Big Ten Championship game record. It marked the second week in a row throwing for at least 376 yards and two touchdowns for McSorley. He also set the Penn State season passing yards record, reaching 3,360 to pass the record of 3,266 set by Matt McGloin in 2012 and the season passing touchdowns record, reaching 25 to pass the record of 24 set by Daryll Clark (2009) and McGloin (2012).
- WR Saeed Blacknall - Touchdowns of 40 and 70 yards highlighted a six-catch, Big Ten Championship game-record 155 yards receiving.
- WR DaeSean Hamilton - Hamilton kept the chains moving all night, catching eight passes for 118 yards.
- RB Saouqon Barkley - Barkley rushed for 83 yards on 19 carries, bringing his season total to a Penn State sophomore record 1,302 yards, and scored the game's last two touchdowns with one on the ground and one through the air.
- TE Mike Gesicki - Gesicki caught Penn State's first score on a 33-yard play and finished with three catches for 58 yards.
- CB Grant Haley - Haley sealed Penn State's win with a fourth-down tackle with 1:01 remaining and made five tackles on the night.
- LB Brandon Bell - Bell made a game-high 13 tackles (10 solo), forced a fumble and recorded one sack. The 13 tackles and 10 solo tackles tie the Big Ten Championship game record.

Key Drive

PENN STATE, 3rd-4th Qtr, 0:11-13:41 - TOUCHDOWN

McSorley opened the drive with a 38-yard completion to Hamilton on the final play of the third quarter and a 25-yard completion to Hamilton again to start the fourth quarter to move Penn State to the Wisconsin 18. Barkley was stopped at the line on a rush, but then McSorley hit him in stride with an 18-yard touchdown pass for the go-ahead score, 35-31.

The Rest

Tyler Davis kicked a 24-yard field goal with 5:14 remaining and Grant Haley brought down Corey Clement on fourth-and-1 at the Penn State 24 with 1:01 remaining.

SCORING SUMMARY

	1	2	3	4	OT	F
WIS	14	14	3	0	-	31
PSU	7	7	14	10	-	38

1st	5:27	WIS	14-81/8:00/7-0
		Austin Ramesh 1 yd run (Endicott kick)	
	3:06	WIS	2-72/0:45/14-0
		Corey Clement 67 yd run (Endicott kick)	
	1:10	PSU	5-75/1:56/14-7
		Mike Gesicki 33 yd pass from McSorley (Davis kick)	
2nd	9:42	WIS	21-7
		Ryan Connelly 12 yd fumble recovery (Endicott kick)	
	5:15	WIS	5-42/2:31/28-7
		Dare Ogunbowale 7 yd run (Endicott kick)	
	0:58	PSU	8-90/1:27/28-14
		Saeed Blacknall 40 yd pass from McSorley (Davis kick)	
3rd	10:58	PSU	1-70/0:11/28-21
		Saeed Blacknall 70 yd pass from McSorley (Davis kick)	
	4:22	PSU	8-63/3:17/28-28
		Saouqon Barkley 1 yd run (Davis kick)	
	0:16	WIS	9-70/4:06/31-28
		Andrew Endicott, A. 23 yd field goal	
4th	13:41	PSU	4-81/1:30/31-35
		Saouqon Barkley 18 yd pass from McSorley (Davis kick)	
	5:14	PSU	9-58/4:38/31-38
		Tyler Davis 24 yd field goal	

TEAM STATS

	WIS	PSU
First Downs	22	21
Rushing Yards	241	51
Passing Yards	174	384
Passing (C-A-Int)	16-21-0	22-31-0
Total Offense	415	435
Plays	70	60
Fumbles (#-Lost)	2-0	2-2
Penalties (#-Yards)	4-40	3-25
Possession Time	36:57	23:03
3rd-Down Conv.	5-12	3-10
Red-Zone	3-3	3-3
Touchdowns	2	2
Field goals	1	1

INDIVIDUAL STATISTICS

RUSHING

Wisconsin-Clement, Corey 21-164; Shaw, Bradrick 15-62; Ogunbowale, Dare 6-26; Peavy, Jazz 1-5; Ramesh, Austin 1-1; Cephus, Quintez 1-minus 3; Houston, Bart 4-minus 14.
Penn State-Barkley, Saouqon 19-83; Robinson, Andre 3-7; TEAM 1-minus 19; McSorley, Trace 6-minus 20.

PASSING

Wisconsin-Houston, Bart 16-21-0-174.
Penn State-McSorley, Trace 22-31-0-384.

RECEIVING

Wisconsin-Peavy, Jazz 4-53; Ogunbowale, Dare 4-28; Clement, Corey 3-43; Fumagalli, Troy 3-30; Steffes, Eric 1-14; Penniston, Kyle 1-6.
Penn State-Hamilton, DaeSean 8-118; Blacknall, Saeed 6-155; Gesicki, Mike 3-58; Godwin, Chris 3-33; Barkley, Saouqon 2-20.

TOP TACKLERS (T-UA-A)

Wisconsin-Connelly, Ryan 8-6-2; Biegel, Vince 8-6-2; Musso, Leo 6-4-2; Tindal, Derrick 5-4-1; Watt, T.J. 4-3-1; Dixon, D'Cota 4-3-1; Edwards, T.J. 4-1-3.
Penn State-Bell, Brandon 13-10-3; Allen, Marcus 11-6-5; Cabinda, Jason 8-3-5; Golden, Malik 6-4-2; Bowen, Manny 6-3-3; Cothran, Curtis 5-5-0; Haley, Grant 5-4-1.



@PennStateFBall



PSUfball

2016

PSUnvaled.com

GoPSUsports.com

BOWL RECORDS - INDIVIDUAL

RUSHING

YARDAGE		
186	Blair Thomas	1989 Holiday
158	Tony Hunt	2007 Outback
156	Ki-Jana Carter	1995 Rose
155	Curl Warner	1980 Fiesta
146	Lydell Mitchell	1972 Cotton

ATTEMPTS

35	Blair Thomas	1989 Holiday
31	Tony Hunt	2006 Orange
27	Lydell Mitchell	1972 Cotton
26	John Cappelletti	1974 Orange
26	Steve Geise	1977 Fiesta
26	Curt Warner	1982 Fiesta
26	Austin Scott	2006 Orange

AVERAGE

(Minimum 10 Attempts)

8.6	Curt Warner	1980 Fiesta
7.9	Stephen Pitts	1996 Outback
7.6	Booker Moore	1980 Fiesta
7.4	Ki-Jana Carter	1995 Rose
6.8	Brian Milne	1996 Outback
6.8	Rodney Kinlaw	2007 Alamo

TOUCHDOWNS

3	Ki-Jana Carter	1995 Rose
2	Dick Hoak	1960 Liberty
2	Matt Suhey	1977 Fiesta
2	Curt Warner	1982 Fiesta
2	Curt Warner	1983 Sugar
2	Leroy Thompson	1989 Holiday
2	Ki-Jana Carter	1994 Citrus
2	Curtis Enis	1997 Fiesta
2	Austin Scott	2006 Orange

LONGEST RUN

84	Chafie Fields	1997 Fiesta
83	Ki-Jana Carter	1995 Rose
64	Curt Warner	1980 Fiesta
43	Stephen Pitts	1996 Outback
38	Evan Royster	2007 Alamo

LONGEST TOUCHDOWN RUN

83	Ki-Jana Carter	1995 Rose
64	Curt Warner	1980 Fiesta
38	Evan Royster	2007 Alamo
37	Booker Moore	1980 Fiesta
21	Curt Warner	1982 Fiesta

PASSING

YARDAGE		
371	Christian Hackenberg	2014 Pinstripe
273	Daryll Clark	2009 Rose
253	Michael Robinson	2006 Orange
228	Todd Blackledge	1983 Sugar
226	Tom Shuman	1975 Cotton
217	Wally Richardson	1996 Outback

COMPLETIONS

34	Christian Hackenberg	2014 Pinstripe
21	Michael Robinson	2006 Orange
21	Daryll Clark	2009 Rose
19	Kerry Collins	1995 Rose
18	Daryll Clark	2010 Capital One
17	Matt McGloin	2011 Outback
15	Chuck Fusina	1979 Sugar
15	Kerry Collins	1993 Blockbuster

ATTEMPTS

50	Christian Hackenberg	2014 Pinstripe
41	Matt McGloin	2011 Outback
39	Michael Robinson	2006 Orange
36	Daryll Clark	2009 Rose
35	Daryll Clark	2010 Capital One
34	Doug Strang	1983 Aloha

COMPLETION PERCENTAGE

(Minimum 10 Attempts)

72.7	Matt Knizner	1986 Orange
68.0	Christian Hackenberg	2014 Pinstripe
63.3	Kerry Collins	1995 Rose
62.5	Kerry Collins	1994 Citrus
60.0	Wally Richardson	1997 Fiesta
59.1	Matt Knizner	1988 Citrus

LONGEST COMPLETION

72	Tom Shuman to Chuck Herd	1974 Orange
72	C. Hackenberg to Chris Godwin	2014 Pinstripe
69	Rob Bolden to Justin Brown	2012 TicketCity
65	John Hufnagel to Scott Skarzynski	1972 Cotton
56	Tony Sacca to David Daniels	1990 Blockbuster
56	Kevin Thompson to Joe Nastasi	1999 Outback
52	Todd Blackledge to Greg Garrity	1982 Fiesta
52	Tony Sacca to David Daniels	1989 Holiday

TOUCHDOWN PASSES

4	Tony Sacca	1992 Fiesta
4	Wally Richardson	1996 Outback
4	Christian Hackenberg	2014 Pinstripe
3	Galen Hall	1961 Gator
2	Tom Sherman	1967 Gator
2	Tony Saaca	1989 Holiday
2	Daryll Clark	2009 Rose
2	Trace McSorley	2016 TaxSlayer

LONGEST TOUCHDOWN PASS

72	Tom Shuman to Chuck Herd	1974 Orange
72	C. Hackenberg to Chris Godwin	2014 Pinstripe
65	John Hufnagel to Scott Skarzynski	1972 Cotton
56	Tony Sacca to David Daniels	1990 Blockbuster
56	Kevin Thompson to Joe Nastasi	1999 Outback
52	Todd Blackledge to Gregg Garrity	1982 Fiesta
52	Tony Sacca to David Daniels	1989 Holiday

INTERCEPTIONS THROWN

5	Matt McGloin	2011 Outback
4	Chuck Fusina	1979 Sugar
3	Harry "Light Horse" Wilson	1923 Rose
3	John Shaffer	1986 Orange
3	Mike McQueary	1998 Florida Citrus
3	Rob Bolden	2012 TicketCity

RECEIVING

YARDAGE		
154	David Daniels	1990 Blockbuster
140	Chris Godwin	2014 Pinstripe
133	Chris Godwin	2016 TaxSlayer
116	Gregg Garrity	1983 Sugar
113	Bobby Engram	1983 Sugar
111	O.J. McDuffie	1993 Blockbuster
110	Jordan Norwood	2006 Orange

RECEPTIONS

8	Andrew Quarless	2010 Capital One
7	David Daniels	1990 Blockbuster
7	Bobby Engram	1994 Citrus
7	Tony Stewart	1999 Outback
7	Chris Godwin	2014 Pinstripe
7	DaeSean Hamilton	2014 Pinstripe
7	Geno Lewis	2014 Pinstripe
6	Ted Kwalick	1969 Orange
6	Dean DiMidio	1986 Orange
6	O.J. McDuffie	1993 Blockbuster
6	Jordan Norwood	2006 Orange
6	Chris Godwin	2016 TaxSlayer

LONGEST RECEPTION

72	Chuck Herd from Tom Shuman	1974 Orange
72	Chris Godwin from Christian Hackenberg	2014 Pinstripe

YARDS PER RECEPTION

(Minimum 3 Receptions)

34.0	Jimmy Cefalo	1975 Cotton
29.0	Gregg Garrity	1983 Sugar
28.3	Bobby Engram	1996 Outback
24.3	Deon Butler	2007 Outback
24.2	Deon Butler	2009 Rose

TOUCHDOWNS

2	Bobby Engram	1996 Outback
---	--------------	--------------

TOTAL OFFENSE

TOTAL YARDAGE

371	Christian Hackenberg	2014 Pinstripe
290	Daryll Clark	2009 Rose
274	Michael Robinson	2006 Orange
240	Tom Shuman	1975 Cotton
236	Daryll Clark	2010 Capital One
232	Blair Thomas	1989 Holiday
217	Wally Richardson	1996 Outback

TOUCHDOWNS RESPONSIBLE

4	Tony Sacca	1992 Fiesta
4	Wally Richardson	1996 Outback
4	Christian Hackenberg	2014 Pinstripe
3	Dick Hoak	1960 Liberty
3	Galen Hall	1961 Gator
3	Ki-Jana Carter	1995 Rose
3	Daryll Clark	2009 Rose

OFFENSIVE PLAYS

58	Christian Hackenberg	2014 Pinstripe
56	Michael Robinson	2006 Orange
46	Daryll Clark	2010 Capital One
44	Doug Strang	1983 Aloha
43	Daryll Clark	2009 Rose
43	Matt McGloin	2011 Outback
38	Mike McQueary	1998 Citrus
37	John Hufnagel	1972 Sugar



SCORING

POINTS

20	Curtis Enis	1997 Fiesta
18	Ki-Jana Carter	1995 Rose
14	Travis Forney	1999 Outback
13	Brett Conway	1996 Outback
13	Collin Wagner	2010 Capital One
12	10 times; last: Austin Scott	2006 Orange

TOUCHDOWNS

3	Ki-Jana Carter	1995 Rose
3	Curtis Enis	1997 Fiesta
2	Nine times; last: Austin Scott	2006 Orange

KICKING POINTS

14	Travis Forney	1999 Outback
13	Brett Conway	1996 Outback
13	Collin Wagner	2010 Capital One
12	Alberto Vitiello	1972 Cotton
12	Ray Tarasi	1989 Holiday
10	Matt Bahr	1977 Fiesta

EXTRA POINTS

6	Craig Fayak	1992 Fiesta
5	John Reihner	1975 Cotton
4	Henry Oppermann	1960 Liberty
4	Herb Mendhart	1980 Fiesta
4	Craig Fayak	1994 Citrus
4	Brett Conway	1995 Rose
4	Brett Conway	1996 Outback
4	Sam Ficken	2014 Pinstripe

FIELD GOALS

4	Travis Forney	1999 Outback
4	Collin Wagner	2010 Capital One
3	Alberto Vitiello	1972 Cotton
3	Herb Mendhart	1979 Liberty
3	Ray Tarasi	1983 Aloha
3	Brett Conway	1996 Outback
3	Robbie Gould	2003 Capital One

FIELD GOAL ATTEMPTS

5	Travis Forney	1999 Outback
5	Kevin Kelly	2007 Outback
4	Herb Mendhart	1979 Liberty
4	Brett Conway	1996 Outback
4	Robbie Gould	2003 Capital One
4	Collin Wagner	2010 Capital One

LONGEST FIELD GOAL

51	Ray Tarasi	1989 Holiday
49	Nick Gancitano	1983 Aloha
45	Nick Gancitano	1983 Sugar
45	Sam Ficken	2014 Pinstripe
44	Chris Bahr	1974 Orange
43	Brett Conway	1995 Rose
43	Travis Forney	1999 Outback

DEFENSIVE SCORE

102	Andre Collins	1989 Holiday (Interception return of pass for two-point conversion)
88	Tony Davis	2007 Outback (fumble)
53	Gary Brown	1989 Holiday (fumble)
34	Derek Fox	1999 Alamo (interception)
23	Reggie Givens	1992 Fiesta (fumble)

PUNT RETURNS

RETURNS

5	Kevin Baugh	1983 Sugar
3	Rich Mauti	1975 Sugar
3	Jim Coates	1986 Orange
3	Jim Coates	1987 Fiesta
3	Bobby Engram	1994 Citrus
3	Mike Archie	1996 Outback
3	Justin Brown	2010 Capital One

YARDAGE

106	Kevin Baugh	1983 Sugar
71	O.J. McDuffie	1992 Fiesta
67	Jimmy Cefalo	1977 Fiesta
61	Gary Hayman	1974 Orange
53	Terry Smith	1990 Blockbuster
52	Kenny Watson	1998 Citrus

AVERAGE

(Minimum 3 Returns)

21.2	Kevin Baugh	1983 Sugar
20.3	Gary Hayman	1974 Orange
17.8	O.J. McDuffie	1992 Fiesta
14.0	Bobby Engram	1994 Citrus
10.0	Mike Archie	1996 Outback

LONGEST RETURN

67	Jimmy Cefalo	1977 Fiesta
52	Kenny Watson	1998 Citrus
42	Terry Smith	1990 Blockbuster
39	O.J. McDuffie	1992 Fiesta
36	Gary Hayman	1974 Orange

KICKOFF RETURNS

RETURNS

6	Leroy Thompson	1988 Citrus
5	O.J. McDuffie	1989 Holiday
4	Chaz Powell	2010 Capital One
4	Silas Redd	2011 Outback

YARDAGE

128	O.J. McDuffie	1989 Holiday
127	Leroy Thompson	1988 Citrus
85	Ambrose Fletcher	1995 Rose
81	Kenny Watson	1997 Fiesta
78	Chaz Powell	2010 Capital One
74	Silas Redd	2011 Outback

AVERAGE

(Minimum 3 Returns)

25.6	O.J. McDuffie	1989 Holiday
23.0	Curt Warner	1980 Fiesta
23.0	Brandon Polk	2016 TaxSlayer
21.3	Eddie Drummond	1999 Outback
21.2	Leroy Thompson	1988 Citrus
20.3	Jim Coates	1986 Orange

LONGEST RETURN

81	Kenny Watson	1997 Fiesta
72	Ambrose Fletcher	1995 Rose
50	Joe Jackson	1975 Cotton
46	O.J. McDuffie	1989 Holiday
42	D.J. Dozier	1983 Aloha
42	Shelly Hammonds	1992 Fiesta

PUNTING

PUNTS

12	Mike Palm	1923 Rose
12	Bob Parsons	1970 Orange
11	Jeremy Kapinos	2006 Orange
10	Brian Masella	1972 Sugar
10	Scott Fitzkee	1979 Sugar

AVERAGE

(Minimum 3 Punts)

51.4	Jeremy Boone	2007 Alamo
51.0	Chris Clauss	1988 Citrus
50.8	Ralph Giacommaro	1982 Fiesta
48.5	Chris Bahr	1975 Sugar
47.9	Doug Helkowski	1992 Fiesta

LONGEST PUNT

68	Bob Campbell	1967 Gator
63	Ralph Giacommaro	1982 Fiesta
62	Pete Liske	1961 Gator
62	Ralph Giacommaro	1983 Sugar
62	George Reynolds	1983 Aloha
59	Scott Fitzkee	1977 Fiesta

INTERCEPTIONS

INTERCEPTIONS

2	Tim Montgomery	1967 Gator
	George Landis	1970 Orange
	Dennis Onkotz	1970 Orange
	Neal Smith	1970 Orange
	Mark Robinson	1983 Sugar
	Shane Conlan	1987 Fiesta
	Pete Giftopoulos	1987 Fiesta
	Sherrod Rainge	1989 Holiday
	Reggie Givens	1992 Fiesta
	Chuck Penzenik	1995 Rose
	Kim Herring	1996 Outback
	Anthony King	1999 Outback
	Derek Fox	1999 Alamo

RETURN YARDAGE

102	Andre Collins	1989 Holiday
58	Chuck Penzenik	1995 Rose
56	George Landis	1970 Orange
55	Rich Milot	1979 Sugar
46	Shane Conlan	1987 Fiesta

LONGEST RETURN

102	Andre Collins	1989 Holiday
55	Rich Milot	1979 Sugar
44	Chuck Penzenik	1995 Rose
42	Tim Montgomery	1967 Gator
40	George Landis	1970 Orange

BOWL RECORDS - INDIVIDUAL

TACKLES

TACKLES

18	Matt Millen	1977 Fiesta
17	Lance Mehl	1979 Sugar
16	Kurt Allerman	1976 Gator
15	Keith Goganious	1992 Fiesta
14	Gary Gray	1972 Cotton
14	Ron Coder	1975 Sugar
14	Randy Sidler	1976 Gator
14	Tom DePaso	1977 Fiesta
14	Scott Radecic	1983 Sugar
14	Carmen Masciantonio	1983 Aloha
14	Scott Radecic	1983 Aloha
14	LaVar Arrington	1999 Alamo
14	Sean Lee	2007 Alamo

TACKLES FOR LOSS

5.0	NaVorro Bowman	2009 Rose
4.0	Courtney Brown	1999 Outback
4.0	Justin Kurpeikis	1999 Alamo
3.5	Devon Still	2011 Outback
3.0	Bruce Clark	1977 Fiesta
3.0	Frank Case	1980 Fiesta
3.0	Gene Gladys	1980 Fiesta
3.0	Leo Wisniewski	1982 Fiesta
3.0	Trey Bauer	1988 Citrus
3.0	Todd Atkins	1995 Rose
3.0	Courtney Brown	1999 Alamo
2.5	Jay Alford	2006 Orange
2.5	Paul Posluszny	2007 Outback

TACKLES FOR LOSS, YARDAGE

26	Courtney Brown	1999 Outback
21	Justin Kurpeikis	1999 Alamo
21	NaVorro Bowman	2009 Rose
20	Todd Atkins	1995 Rose
17	Phil Yeboah-Kodie	1995 Rose
17	Brad Scioli	1999 Outback
14	Shane Conlan	1986 Orange

SACKS

2.0	Todd Burger	1989 Holiday
2.0	Todd Atkins	1995 Rose
2.0	Phil Yeboah-Kodie	1995 Rose
2.0	Terry Killens	1996 Outback
2.0	Courtney Brown	1999 Outback
2.0	Brad Scioli	1999 Outback
2.0	Justin Kurpeikis	1999 Alamo
1.5	Jay Alford	2006 Orange

SACK YARDAGE

19	Terry Killens	1996 Outback
18	Justin Kurpeikis	1999 Alamo
17	Todd Atkins	1995 Rose
17	Phil Yeboah-Kodie	1995 Rose
17	Brad Scioli	1999 Outback
16	Courtney Brown	1999 Outback
16	Jared Odrick	2010 Capital One
12	Chris Synder	1996 Outback
12	Shawn Lee	1997 Fiesta

BOWL RECORDS - TEAM

Points: 50
1989 Holiday vs. Brigham Young.

Fewest Points Allowed: 0
1959 Liberty vs. Alabama;
1999 Alamo vs. Texas A&M.

Most Combined Points: 89
1989 Holiday vs. Brigham Young (W, 50-39).

Fewest Combined Points: 7
1959 Liberty vs. Alabama (W, 7-0).

Most First-Quarter Points: 14
1977 Fiesta vs. Arizona State.

Most Second-Quarter Points: 21
1960 Liberty vs. Oregon.

Most Third-Quarter Points: 27
1996 Outback vs. Auburn.

Most Fourth-Quarter Points: 24
1975 Cotton vs. Baylor.

Most First-Half Points: 21
1960 Liberty vs. Oregon.

Most Second-Half Points: 38
1975 Cotton vs. Baylor;
1989 Holiday vs. BYU.

First Downs: 26
1989 Holiday vs. Brigham Young.

Most Combined First Downs: 61
1989 Holiday vs. Brigham Young.

Rushing Yards: 351
1980 Fiesta vs. Ohio State.

Rushing Yards Combined: 486
1996 Outback vs. Auburn.

Rushing Yardage Average: 7.5
1996 Fiesta vs. Texas.

Rushing Attempts: 75
2014 Pinstripe vs. Boston College.

Passing Yards: 371
2014 Pinstripe vs. Boston College.

Passing Yards Combined: 791
1989 Holiday vs. Brigham Young.

Pass Completions: 34
2014 Pinstripe vs. Boston College.

Pass Attempts: 50
2014 Pinstripe vs. Boston College.

Touchdown Passes: 4
1992 Fiesta vs. Tennessee;
1996 Outback vs. Auburn;
2014 Pinstripe vs. Boston College.

Interceptions Thrown: 5
2011 Outback vs. Florida.

Total Offense: 491
1975 Cotton vs. Baylor.

Total Offense Combined: 1,115
1989 Holiday vs. Brigham Young.

Total Plays: 87
1960 Liberty vs. Oregon;
2006 Orange vs. Florida State.

Fumbles Lost: 4
1959 Liberty vs. Alabama;
1972 Sugar vs. Oklahoma.

Turnovers: 5
1962 Gator vs. Florida;
1972 Sugar vs. Oklahoma;
1986 Orange vs. Oklahoma;
2011 Outback vs. Florida.

Penalties: 12
1977 Fiesta vs. Arizona State.

Penalty Yardage: 126
1977 Fiesta vs. Arizona State.

Punts: 12
1923 Rose vs. Southern California;
1970 Orange vs. Missouri.

Fewest Punts: 2
1975 Cotton vs. Baylor;
1989 Holiday vs. Brigham Young.

Largest Comeback Win: 14
2007 Alamo vs. Texas A&M
(Trailed 14-0; won 24-17);
2014 Pinstripe vs. Boston College
(Trailed 21-7; won 31-30 in OT).

Attendance: 102,247
1995 Rose vs. Oregon.



NCAA - BOWL LEADERS

BOWL APPEARANCES *(Through 2017)*

School	Bowls
Alabama	64
Texas	53
Nebraska	53
Georgia	52
Tennessee	52
USC	51
Oklahoma	50
LSU	48
Penn State	47
Ohio State	47
Michigan	45
Florida State	44
Georgia Tech	44

BOWL VICTORIES

School	Wins
Alabama	36
USC	33
Georgia	29
Penn State	28
Oklahoma	28
Texas	27
Tennessee	27
Nebraska	26
Florida State	25
Georgia Tech	24
LSU	24
Mississippi	24
Auburn	23

BOWL WINNING PERCENTAGE

School	Record	Pct.
<i>(Minimum 20 Appearances)</i>		
USC	33-17-0	66.0
Mississippi	24-13-0	64.9
Penn State	28-16-2	63.0
Syracuse	15-9-1	62.0
Oklahoma State	16-10-0	61.5
Florida State	25-16-2	60.5
Auburn	23-15-2	60.0
Georgia	29-19-3	59.8
Alabama	36-24-3	59.5
Oklahoma	28-20-1	58.2
Georgia Tech	24-19-0	55.8
Boston College	13-11-0	54.2

BOWL GAME HIGHS & LOWS

RUSHING YARDAGE

High	Low
351, 1980 Fiesta	19, 1979 Sugar
330, 1997 Fiesta	28, 1974 Orange
301, 1959 Liberty	47, 1998 Citrus
278, 1959 Liberty	49, 1972 Sugar
270, 2007 Alamo	57, 1970 Orange
268, 1977 Fiesta	76, 1992 Fiesta
266, 1996 Outback	
265, 1975 Cotton	

PASSING YARDAGE

High	Low
371, 2014 Pinstripe	6, 1923 Rose
281, 2016 TaxSlayer	41, 1959 Liberty
278, 1990 Blockbuster	50, 1962 Gator
273, 2009 Rose	53, 1987 Fiesta
253, 2006 Orange	69, 1967 Gator
228, 1983 Sugar	
226, 1975 Sugar	
221, 1996 Outback	
216, 2010 Capital One	
215, 1989 Holiday	

TOTAL OFFENSE

High	Low
491, 1975 Cotton	104, 1923 Rose
487, 1996 Outback	139, 1962 Gator
468, 1980 Fiesta	139, 1998 Citrus
464, 1989 Holiday	162, 1987 Fiesta
453, 2014 Pinstripe	182, 1979 Sugar
430, 1995 Rose	185, 1974 Orange
425, 1997 Fiesta	
420, 1960 Liberty	
420, 1999 Outback	

FIRST DOWNS

High	Low
26, 1989 Holiday	5, 1923 Rose
25, 1960 Liberty	8, 1962 Gator
25, 2014 Pinstripe	8, 1987 Fiesta
24, 1999 Outback	9, 1974 Orange
23, 2006 Orange	9, 1998 Citrus
23, 2007 Alamo	11, 1972 Sugar
22, 1980 Fiesta	
22, 1995 Rose	
22, 1996 Outback	

RUSHING YARDAGE DEFENSE

Best	Worst
-8, 1979 Liberty	289, 2014 Pinstripe
26, 2006 Orange	285, 1988 Citrus
41, 2010 Capital One	281, 1986 Orange
45, 1995 Rose	278, 1972 Sugar
55, 1967 Gator	254, 1923 Rose
60, 1980 Fiesta	254, 1998 Citrus
61, 2009 Rose	220, 1996 Outback
68, 2012 TicketCity	
73, 1997 Fiesta	
76, 1969 Orange	

PASSING YARDAGE DEFENSE

Best	Worst
27, 1959 Liberty	576, 1989 Holiday
39, 1923 Rose	532, 2012 TicketCity
69, 1974 Orange	456, 1995 Rose
78, 2003 Capital One	413, 2009 Rose
83, 1972 Cotton	363, 1967 Gator
	336, 1977 Fiesta
	336, 1999 Outback

TOTAL DEFENSE

Best	Worst
141, 1959 Liberty	651, 1989 Holiday
202, 1979 Liberty	600, 2012 TicketCity
202, 1999 Alamo	501, 1995 Rose
206, 1948 Cotton	499, 1988 Citrus
241, 1969 Orange	474, 2009 Rose
243, 2010 Capital One	453, 1972 Sugar
	445, 1987 Fiesta

FIRST DOWN DEFENSE

Best	Worst
7, 1959 Liberty	35, 1989 Holiday
9, 2010 Capital One	29, 1977 Fiesta
12, 1948 Cotton	27, 1995 Rose
12, 1986 Orange	27, 2009 Rose
12, 2006 Orange	25, 1988 Citrus
13, 1923 Rose	25, 1992 Fiesta
13, 1961 Gator	25, 2012 TicketCity
13, 1970 Orange	24, 1999 Outback



BOWL LEADERS

CAREER BOWL LEADERS

RUSHING YARDAGE	Bowls	Att.	Yards	Avg.	TD
Curt Warner	4	76	474	6.2	5
Matt Suhey	4	51	276	5.4	2
Evan Royster	4	52	262	5.0	1
Charlie Pittman	3	54	250	4.6	1
Ki-Jana Carter	2	40	249	6.2	5
Steve Geise	3	46	193	4.2	1
Blair Thomas	2	36	183	5.1	1
D.J. Dozier	3	47	178	3.7	2
Bob Torrey	3	23	177	7.7	0
Leroy Thompson	3	34	169	5.0	2
Tony Hunt	2	31	158	5.1	0
Stephfon Green	3	32	158	4.9	1
Tom Donchez	3	37	152	4.1	1

PASSING YARDAGE	Bowls	Att.	Cmp.	Yards	TD
Tony Sacca	3	73	33	550	7
Todd Blackledge	3	69	32	520	2
Christian Hackenberg	2	42	64	510	4
Kerry Collins	3	84	46	507	2
Daryll Clark	3	71	39	489	3
Tom Shuman	2	37	16	383	2
Chuck Fusina	3	86	38	363	3
Chuck Burkhart	2	49	23	341	1
Anthony Morelli	2	56	29	340	2
Wally Richardson	3	44	25	312	5
John Hufnagel	2	43	19	284	1
Michael Robinson	2	42	23	284	1
Galen Hall	3	35	17	240	4

RECEIVING YARDAGE	Bowls	No.	Yards	Avg.	TD
Chris Godwin	2	13	273	21.0	1
Bobby Engram	4	16	272	17.0	3
Deon Butler	4	12	242	20.2	1
O.J. McDuffie	3	12	225	18.8	1
Jimmy Cefalo	4	13	219	16.8	1
David Daniels	2	9	218	24.2	2

RECEPTIONS	Bowls	No.	Yards	Avg.	TD
Bobby Engram	4	16	272	17.0	3
Chris Godwin	2	13	273	21.0	1
Jimmy Cefalo	4	13	219	16.8	1
Jordan Norwood	4	13	177	13.6	1
Deon Butler	4	12	242	20.2	1
O.J. McDuffie	3	12	225	18.8	1
DaeSean Hamilton	2	12	122	10.2	2
Andrew Quarless	4	12	117	9.8	1
Derrick Williams	3	12	100	8.3	1
Geno Lewis	2	10	135	13.5	2
Dean DiMidio	3	10	85	8.5	0
David Daniels	2	9	218	24.2	2
Tony Stewart	2	9	98	10.9	0

TOUCHDOWN RECEPTIONS	No.	Bowls
Bobby Engram	3	1994 Citrus (1), 1996 Outback (2)
Roger Kochman	2	1959 Liberty, 1961 Gator
Gregg Garrity	2	1982 Fiesta, 1983 Sugar
David Daniels	2	1989 Holiday, 1990 Blockbuster
Terry Smith	2	1989 Holiday, 1990 Blockbuster
Derek Moyer	2	2010 Capital One, 2011 Outback
DaeSean Hamilton	2	2014 Pinstripe, 2016 TaxSlayer
Geno Lewis	2	2014 Pinstripe, 2016 TaxSlayer

TOP BOWL PERFORMANCES

RUSHING YARDAGE	Player	Game
186	Blair Thomas	1989 Holiday
158	Tony Hunt	2007 Outback
156	Ki-Jana Carter	1995 Rose
155	Curt Warner	1980 Fiesta
146	Lydell Mitchell	1972 Cotton
145	Curt Warner	1982 Fiesta
143	Rodney Kinlaw	2007 Alamo
124	Charlie Pittman	1967 Gator
118	Stephen Pitts	1996 Outback
117	Curt Warner	1983 Sugar
116	Tom Donchez	1975 Cotton
112	Matt Suhey	1979 Liberty
111	Steve Geise	1977 Fiesta
110	Austin Scott	2006 Orange
107	Bob Torrey	1977 Fiesta
105	Eric McCoo	1999 Outback
102	D.J. Dozier	1987 Fiesta
101	Bob Campbell	1969 Orange

PASSING YARDAGE	Player	Game
371	Christian Hackenberg	2014 Pinstripe
273	Daryll Clark	2009 Rose
253	Michael Robinson	2006 Orange
228	Todd Blackledge	1983 Sugar
226	Tom Shuman	1975 Cotton
217	Wally Richardson	1996 Outback
216	Daryll Clark	2010 Capital One
211	Matt McGloin	2011 Outback
206	Tony Sacca	1989 Holiday
200	Kerry Collins	1995 Rose
197	Anthony Morelli	2007 Outback
194	Tony Sacca	1990 Blockbuster
187	Chuck Burkhart	1970 Orange
187	Kevin Thompson	1999 Outback
175	Galen Hall	1961 Gator
175	Todd Blackledge	1982 Fiesta
163	Chuck Fusina	1979 Sugar
162	Kerry Collins	1994 Citrus
157	Tom Shuman	1974 Orange

RECEIVING YARDAGE	Player	Game
154	David Daniels	1990 Blockbuster
140	Chris Godwin	2014 Pinstripe
133	Chris Godwin	2016 TaxSlayer
116	Gregg Garrity	1983 Sugar
113	Bobby Engram	1996 Outback
111	O.J. McDuffie	1993 Blockbuster
110	Jordan Norwood	2006 Orange
107	Bobby Engram	1994 Citrus
102	Jimmy Cefalo	1975 Cotton
100	Terry Smith	1990 Blockbuster
97	Deon Butler	2009 Rose
88	Andrew Quarless	2010 Capital One
82	Geno Lewis	2014 Pinstripe
81	Lydell Mitchell	1970 Orange
81	Scott Skarzynski	1972 Cotton
79	Ethan Kilmer	2006 Orange
79	Derek Moyer	2011 Outback
78	O.J. McDuffie	1992 Fiesta
74	Ted Kwalick	1969 Orange
74	Bob Nagle	1975 Cotton





2
MARCUS ALLEN

6-2 > 202 > Jr./Jr. Eligible

Safety > Upper Marlboro, Md.

» 2016

Awards: Named to *Phil Steele's* and the *Athlon Sports* All-Big Ten third team...Selected All-Big Ten third team by the conference coaches...Earned honorable mention All-Big Ten from the media panel...Selected Big Ten Co-Defensive Player of the Week on Oct. 3 for his 22-tackle effort vs. Minnesota on Oct. 1...Earned Rose Bowl Game Big Ten Player of the Week on Oct. 3 for his efforts vs. the Golden Gophers...Earned Co-Big Ten Special Teams Player of the Week for his blocked field goal attempt vs. No. 2 Ohio State (10/22), sharing with teammate Grant Haley.

Season: Started 13 games...Has three games with 10-plus tackles this season...Made a career-high 101 tackles in 2016...His 22 tackles vs. Minnesota were the most by a Penn State player since Paul Posluszny made 22 stops at Northwestern in 2005...The 22 stops are tied with Posluszny and Ron Crosby (vs. Ohio, 1974) for No. 4 on the all-time single game tackles list...His 22 tackles are the most by a Big Ten player since Wisconsin's Mike Taylor had 22 stops at Ohio State on Oct. 29, 2011.

Rankings (Entering Bowl Season): The 22-tackle effort vs. Minnesota (10/1) ranks No. 3 on the single game list in 2016 among FBS defenders (24 - Obi Melifonwu, Connecticut & Rodney Butler, NMSU)...Ranks No. 17 in the Big Ten with 7.8 tackles per game.

Kent State (9/3): Logged five stops...Forced and recovered a fumble at the Kent State 20 in the second quarter that led to a Saquon Barkley touchdown to give Penn State the lead for good. **at Pitt (9/10):** Netted eight stops - including four solo...Made a fourth-quarter tackle for loss. **Temple (9/17):** Recorded eight tackles with six solo stops...Had 1.0 tackle for loss. **at Michigan (9/24):** Made seven tackles...Had two pass breakups. **Minnesota (10/1):** Became the second FBS player to record 20-plus tackles, making a career-high 22 stops...Eight of his 22 tackles were solo stops...Made one tackle for loss, a third-quarter stop behind the line of scrimmage to force a punt that eventually led to a Trace McSorley rushing touchdown. **Maryland (10/8):** Totaled seven tackles...Made a solo tackle for loss on fourth-and-2 late in the third quarter to end a Maryland scoring threat...A part of a defense that allowed a season-low 11 first downs...Helped limit Maryland 14 points - all in the first half - 170 rushing yards and 270 yards of total offense, after the Terps entered averaging 43.2 points, 300.0 rushing and 466.2 yards of total offense per game. **Ohio State (10/22):** Posted six tackles...Blocked his first career kick on a 45-yard field goal attempt in the fourth quarter, which was returned 60 yards by Grant Haley for the game-winning touchdown...It was Penn State's first blocked field goal since Kyle Baublitz blocked a field goal try in the four-overtime victory against Michigan in the 2013 Penn State White Out game...The block was one of two blocked kicks in the game (Cam Brown - punt) and helped Penn State block two kicks in a game for the first time since blocking two against FIU in the 2007 season opener (FG & punt)...Helped the defense hold Ohio State scoreless in two quarters for the first time since Michigan State in 2015, which was Ohio State's last loss. **at Purdue (10/29):** Made six tackles - five solo...Helped the defense hold Purdue to just 46 yards rushing, the second opponent held under 50 yards rushing in 2016. **Iowa (11/5):** Made three tackles...Helped the defense hold Iowa to just 30 yards rushing, which was 137.9 yards below the Hawkeyes' season average (167.9 ypg)...It was the fewest rushing yards allowed by Penn State since holding Massachusetts to three yards in 2014...It marked the first time Penn State had held two consecutive opponents to 50 yards rushing or fewer since 2007 (Notre Dame, zero yards; FIU, minus-3 yards)...It was the first time since Penn State joined the Big Ten that it held consecutive conference opponents to 50 yards or less of rushing. **at Indiana (11/12):** Boasted a game-high 10 stops - including five solo...Tied his career high with 1.5 tackles for loss...Recovered his second fumble of the season near the end of the first quarter...Was a part of a defense that forced a season-high five turnovers, the most since forcing five against Maryland in 2015...Penn State's five fumble recoveries were its most since recovering five versus FIU in 2007...Helped the Nittany Lion defense generate nine tackles for loss, marking the seventh time in 2016 the unit has posted at least 9.0 TFL in a game. **at Rutgers (11/19):** Made one tackle...Helped hold Rutgers to just 87 yards of total offense, the fewest given

up by Penn State in Big Ten play and the fewest since 2006 vs. Temple (74)... The five first downs allowed are the fewest in B1G play and fewest since 2006 vs. Temple (2). **Michigan State (11/26):** Posted seven stops...Combined with Brandon Bell on a first-quarter tackle for loss...Broke up a pass late in the third quarter. **vs. Wisconsin (12/3):** Logged 11 tackles - six solo.

» 2016 GAME-BY-GAME


Tackles (Solo-Assisted-Total)

KENT STATE 2-3-5; at Pitt 4-4-8; TEMPLE 6-2-8; at Michigan 7-0-7; MINNESOTA 8-14-22; MARYLAND 3-4-7; OHIO STATE 2-4-6; at Purdue 5-1-6; IOWA 1-2-3; at Indiana 5-5-10; at Rutgers 1-0-1 MICHIGAN STATE 2-5-7; vs. Wisconsin 6-5-11.

» ALLEN'S CAREER STATISTICS & GAME HIGHS

	UA-A	TK	FF	FR	I	PBU	SACK	TFL
2014	35-23	58	-	-	-	3	1.0-11	2.0-13
2015	43-38	81	2	1	-	2	1.0-9	5.0-19
2016	52-49	101	1	2	-	3	-	6.0-15
CAREER	130-110	240	3	3	-	8	2.0-20	13.0-47

Tackles 22; Minnesota, 10/1/16
Sacks 1.0; Twice: Last at Maryland, 10/24/15
Tackles for Loss 1.5; Three Times: Last at Indiana, 11/12/16
Forced Fumbles 1; Three Times: Last Kent State, 9/3/16
Fumble Recoveries 1; Three Times: Last at Indiana, 11/12/16
Pass Breakups 2; Twice: Last at Michigan, 9/24/16
Blocked Kicks 1; Ohio State, 10/22/16



8
MARK ALLEN

5-6 > 181 > Jr./So. Eligible

Running Back > Hyattsville, Md.

» 2016

Season: Appeared in 12 games.

at Pitt (9/10): Made one carry for two yards...Caught one pass for four yards. **Temple (9/17):** Rushed six times for 17 yards...Had one catch for one yard. **at Michigan (9/24):** Had one carry. **Maryland (10/8):** Carried seven times for 31 yards. **at Purdue (10/29):** Carried the ball once, scoring on a 1-yard touchdown run in the fourth quarter. **Iowa (11/5):** Carried five times for 30 yards. **at Rutgers (11/19):** Carried the ball five times for 26 yards...Caught a swing pass and went 27 yards for his second career receiving touchdown. **Michigan State (11/26):** Toted the ball twice for eight yards.

» 2016 GAME-BY-GAME

Rushing (Carries-Yards-TD)

KENT STATE 0-0-0; at Pitt 1-2-0; TEMPLE 6-17-0; at Michigan 1-0-0; MINNESOTA 0-0-0; MARYLAND 7-31-0; OHIO STATE DNP; at Purdue 1-1-1; IOWA 5-30-0; at Indiana 0-0-0; at Rutgers 5-26-0; MICHIGAN STATE 2-8-0; vs. Wisconsin 0-0-0.

Receiving (Receptions-Yards-TD)

KENT STATE 0-0-0; at Pitt 1-4-0; TEMPLE 1-1-0; at Michigan 0-0-0; MINNESOTA 0-0-0; MARYLAND 0-0-0; OHIO STATE DNP; at Purdue 0-0-0; IOWA 0-0-0; at Indiana 0-0-0; at Rutgers 1-27-1; MICHIGAN STATE 0-0-0; vs. Wisconsin 0-0-0.

» ALLEN'S CAREER OFFENSIVE STATISTICS & GAME HIGHS

	Att.-Yds.	Avg.	TD	LG	Rec.-Yds.	Avg.	TD	LG
2015	27-98	3.6	1	28	4-44	11.0	1	16
2016	28-115	4.1	1	17	3-32	10.7	1	27
CAREER	55-213	3.9	2	28	7-76	10.9	2	27

Rushing attempts 8; Indiana, 10/10/15
Rushing Yards 45; Indiana, 10/10/15
Rushing Touchdowns 1; Twice: Last at Purdue, 10/29/16
Longest Rush 28 yards; Indiana, 10/10/15
Receptions 2; Indiana, 10/10/15
Receiving Yards 29; San Diego State, 9/26/15
Receiving Touchdowns 1; Twice: Last at Rutgers, 11/19/16
Longest Reception 27 yards; at Rutgers, 11/19/16




37
KYLE ALSTON

5-9 > 180 > Sr./Jr. Eligible

Cornerback > Robbinsville, N.J.

» 2016

Season: Appeared in one game...Made his collegiate debut vs. Michigan State (11/26).



28
TROY APKE

6-1 > 206 > Jr./Jr. Eligible

Safety > Mt. Lebanon, Pa.

» 2016

Season: Appeared in 13 games, making his second career start vs. Minnesota (10/1)...Has a career-bets 28 stops this season.

Kent State (9/3): Recorded one tackle. **at Pitt (9/10):** Made a combined special teams stop (Scott) in the first quarter. **at Michigan (9/24):** Posted four tackles. **Minnesota (10/1):** Logged six stops. **Maryland (10/8):** Made two tackles. **at Purdue (10/29):** Had one stop. **Iowa (11/5):** Grabbed his first career interception on the second play of the fourth quarter...Made one tackle. **at Indiana (11/12):** Made three stops...One stop came on kickoff coverage. **at Rutgers (11/19):** Made two tackles. **Michigan State (11/26):** Totaled a career-best seven tackles...Recovered his first career fumble late in the third quarter, which led to a Penn State touchdown two plays later.

» 2016 GAME-BY-GAME

Tackles (Solo-Assisted-Total)

KENT STATE 1-0-1; at Pitt 0-1-1; TEMPLE 0-0-0; at Michigan 1-3-4; MINNESOTA 3-3-6; MARYLAND 1-1-2; OHIO STATE 0-0-0; at Purdue 0-1-1; IOWA 0-1-1; at Indiana 3-0-3; at Rutgers 1-1-2; MICHIGAN STATE 1-6-7; vs. Wisconsin 0-0-0.

» APKE'S CAREER STATISTICS & GAME HIGHS

	UA-A	TK	FF	FR	I	PBU	SACK	TFL
2014	2-0	2	-	-	-	-	-	-
2015	14-12	26	1	-	-	1	-	-
2016	11-17	28	-	1	1	-	-	-
CAREER	27-29	56	1	1	1	1	-	-

Tackles 7; Michigan State, 11/26/16
Forced Fumbles 1; Rutgers, 9/19/15
Fumble Recoveries 1; Michigan State, 11/26/16
Interceptions 1; Iowa, 11/5/16
Long Interception Return 10 yards; Iowa, 11/5/16
Pass Breakups 1; Michigan, 11/21/15



@PennStateFBall



PSUFBall

2016

PSUnivald.com

GoPSUsports.com



26
SAQUON
BARKLEY

5-11 > 223 > So./So. Eligible

Running Back > Coplay, Pa.

» CAREER NOTES & RECORDS

Ranks 14th on Penn State's career rushing list with 2,378 yards...Is just the eighth player in Penn State history with multiple 1,000-yard seasons...Sits tied for No. 14 on the career rushing touchdowns chart (23) with Lenny Moore (1953-55)...Ranks No. 13 with nine career 100-yard games (five in 2015, four in 2016), including two 200-yard efforts...Has 73 rushes of 10 or more yards in his career (34 in 2015, 39 in 2016)...Had a streak of 14 consecutive games with at least one rush of 20 yards snapped at Rutgers (11/19), a streak that was the second-longest in college football in the last 20 years (19 - LaMichael James, Oregon (2008-10))...Became the first Penn State player since Larry Johnson in 2002 (289 yards vs. Michigan State and 327 yards at Indiana) to post back-to-back game with 200-plus all-purpose yards, gaining 211 vs. Iowa (11/5) and 277 at Purdue (10/29)...Became the 15th different Penn Stater with a 200-yard rushing game vs. Maryland (10/8) with 202 yards...After posting 207 yards on the ground at Purdue (10/29), he is the first Penn Stater with multiple 200-yard rushing games since Larry Johnson had four in 2002...His 202 rushing yards vs. the Terrapins rank No. 24 on Penn State's single game rushing charts...His 207 yards rushing at Purdue rank No. 21 on the single game charts and are the most since Larry Johnson's 279 yards vs. Michigan State in 2002...His 277 all-purpose yards (207 rushing, 70 receiving) are a Penn State sophomore record and rank No. 14 all-time...Broke Penn State's freshman (true or redshirt) season record with 1,076 rushing yards, surpassing D.J. Dozier's mark of 1,002 set in 1983...His 2015 season effort ranks 17th on the Penn State single season rushing charts...Finished tied for first place on the Penn State true freshman season rushing touchdown (Dozier, 7) and 100-yard rushing games lists (Dozier, 5)...Broke Penn State freshman season record for all-purpose yards with 1,237, surpassing the mark set by Dozier in 1983 (1,191).

» 2016

Awards: Earned second-team All-American honors from *The Sporting News* and *College Sports Madness*...Named third-team All-American by the *Associated Press*, *Athlon* and *Phil Steele*...Selected to *Campus Insiders* Sophomore All-America first team...Shared the illustrious *Chicago Tribune* Silver Football for the Big Ten's Most Valuable Player with J.T. Barrett of Ohio State...Is the first Penn State running back and fourth Nittany Lion overall to win the Silver Football, joining Darryl Clark (2009), Michael Robinson (2005) and Kerry Collins (1994)...Named the Graham-George Big Ten Offensive Player of the Year and Ameche-Dayne Big Ten Running Back of the Year...Is the eighth sophomore to win Offensive Player of the Year in Big Ten history, most recently by Ohio State's Braxton Miller in 2012...Is one of 17 running backs to win Offensive Player of the Year in Big Ten history...Is the third-straight running back to win Offensive Player of the Year (Melvin Gordon, WIS; Ezekiel Elliott, OSU)...Is the fourth Nittany Lion to win Big Ten Offensive Player of the Year, joining Kerry Collins (1994), Curtis Enis (1997) and Michael Robinson (2005)...Is the first Penn State player to win Running Back of the Year (award established in 2011)...Is the first sophomore to win Running Back of the Year in Big Ten history...Unanimous All-Big Ten first team selection by the media panel...Earned All-Big Ten first team from the conference coaches...Is the first Penn State running back to earn All-Big Ten first team honors since Evan Royster in 2009...Named to *Phil Steele's* and the *Athlon Sports* All-Big Ten first team...A first team pick on *ESPN.com's* All-Big Ten squad...Named *Pro Football Focus* All-Big Ten second team...Selected to the All-ECAC Offense first team...Selected one of 18 semifinalists for the Maxwell Award and among 10 semifinalists for the Doak Walker Award...Named to the Big Ten Preseason Honor Roll...Named to the Rotary Lombardi Award Preseason Watch Lists...Named to the Dante Hall Award Watch List...Named Big Ten Offensive Player of the Week on Oct. 10 after his 200-yard rushing performance vs. Maryland...Named CBS National Player of the Week and Big Ten Offensive Player of the Week after totaling 277 all-purpose yards at Purdue (10/29)...Became Penn State's first two-time B1G Offensive Player of the Week since Darryl Clark won the award twice in 2009...Named to the

Pro Football Focus National Team of the Week following his performance at Purdue (10/29)...Named Rose Bowl Game Big Ten Offensive Player of the Week after piling up 211 all-purpose yards vs. Iowa (11/5)...Honored as team MVP at the annual Nittany Lion Football Banquet.

Season: Started 12 games...Is currently No. 10 on the single season rushing yardage chart with 1,302 yards...Six rushing touchdowns in the first three games of the season are the most by a Penn State player since Evan Royster (6) in 2008...Seven combined offensive touchdowns (6 rushing, 1 receiving) were the most by a Penn State player since Lydell Mitchell had seven to begin the 1971 season...Owns the sophomore scoring record with 114 points, passing Kevin Kelly's previous mark of 96 points (2006)...Broke the sophomore rushing touchdowns record with his 14th score of 2016 at Rutgers (11/19) in the third quarter and now has 16 rushing scores...Broke the sophomore rushing record formerly held by Evan Royster (1,236; 2008) and now has 1,302 yards on the season, a total that ranks No. 10 on the Penn State single season charts...Ranks No. 9 on the PSU single season scoring charts (114 points)...Barkley and Tyler Davis are the are the first set of teammates to score 100 points in the same season...Became the first Nittany Lion since Zach Zwinak (12, 2013) to score 10-plus touchdowns in a season...His 19 overall touchdowns (16 rushing, 3 receiving) are tied for No. 5 on the single season charts...The 19 total touchdowns are the most since Larry Johnson scored 23 in 2002...His 16 rushing touchdowns are No. 7 on Penn State's single season charts...Ranks No. 6 on Penn State's single season all-purpose yards list with 1,666 yards, the highest total since Larry Johnson's school-record 2,655 yards in 2002.

Rankings (Entering Bowl Season): Sits No. 1 in the Big Ten and No. 9 in the FBS in total touchdowns (19)...Is No. 9 nationally and No. 1 in the Big Ten lead in rushing touchdowns (16)...Is No. 2 in the Big Ten and No. 37 nationally in all-purpose yards (128.15 ypg)...Sits No. 2 in the Big Ten and No. 22 in the FBS in total rushing yards (1,302)...Ranks No. 3 in the Big Ten and is No. 33 in the FBS in rushing yards per game (100.2 ypg)...Is No. 5 in the Big Ten and No. 79 nationally in yards per carry (5.27 ypc)...Is No. 29 nationally and No. 3 in the conference in scoring (8.8 ppg).

Kent State (9/3): Posted his first 100-yard game of the season and sixth for his career with 105 yards on 22 carries...Made one catch for 17 yards...Scored his first touchdown of the season on a 7-yard burst to the pylon off the right side in the second quarter. **at Pitt (9/10):** Accounted for 147 all-purpose yards...Carried 20 times for 85 yards and four touchdowns...Caught two passes for 45 yards and a touchdown...Returned one kickoff for 17 yards...Had rushing scores of 3, 1, 1 and 2 yards in the game...Caught a then-career-long 40 yard grab for a touchdown in the third quarter...Accounted for 30 points in the game...The 30 points are tied for No. 4 in Penn State history (fifth occasion)...First Nittany Lion with 30 points since Ki-Jana Carter vs. Michigan State in 1994...His 30 points are the most by a Big Ten player since Melvin Gordon had 30 tallies against Bowling Green in 2014...The four rushing touchdowns are the most by a Nittany Lion since Larry Johnson had four vs. Michigan State in 2002. **Temple (9/17):** Carried nine times for 68 yards and one touchdown...Touchdown run covered 55 yards...Caught two passes for seven yards. **at Michigan (9/24):** Carried the ball 15 times for 59 yards...Made five receptions for a career-high 77 yards...The 77 receiving yards are the most for a running back since Stephen Green had one catch for 80 yards and a touchdown against Michigan in 2008...Totaled 136 all-purpose yards...Led Penn State in rushing and receiving, the first player to do so since 2014 (Akeel Lynch, at Illinois). **Minnesota (10/1):** Rushed for 63 yards on 20 carries...Juked his way to a 25-yard touchdown run on the first play of overtime to help Penn State reclaim the Governor's Victory Bell...Also caught one pass. **Maryland (10/8):** Logged his first career 200-yard game and became the 15th Penn Stater to eclipse the 200-yard mark with 202 yards and one touchdown on 31 carries...Scored on a 45-yard burst late in the second quarter...His 202 rushing yards were the most since Larry Johnson's 279 yards vs. Michigan State in 2002...The 202 yards rushing rank No. 24 on the single game Penn State charts, tied with John Cappelletti (vs. Maryland, 1972). **Ohio State (10/22):** Carried the ball 12 times for 99 yards...Posted three carries of 10 yards or more, including a 37-yard tote in the fourth quarter that set up Trace McSorley's 2-yard touchdown run. **at Purdue (10/29):** Totaled a Penn State sophomore-record 277 all-purpose yards (207 rushing, 70 receiving), which ranks No. 14 all-time at Penn State...The 207 yards rushing and 277 all-purpose yards were both career highs...His 207 rushing yards marked his second 200-yard rushing effort of the year, marking the first time since 2002 a Penn Stater posted multiple 200-yard rushing games in a single season (4, Larry Johnson)...Posted seven rushes of 10 yards or more, including a career-long 81-yard touchdown run

in the fourth quarter...The 81-yard run is the ninth-longest rush in school history and eighth-longest touchdown rush in the Penn State record books...Caught three passes for 70 yards. **Iowa (11/5):** Carried the ball 18 times for 167 yards and one touchdown...Caught one pass for 44 yards and a touchdown...Accumulated 211 total yards in the game, making him the first Penn State player with back-to-back games of 200-plus total yards since Larry Johnson in 2002...Hauled in a 44-yard touchdown catch in the fourth quarter, a career-long reception and the longest TD catch by a running back since Evan Royster in 2009 (49 yards vs. Syracuse)...Broke a 57-yard touchdown run in the second quarter, his longest career scoring rush at Beaver Stadium. **at Indiana (11/12):** Carried the ball a career-high 33 times for 58 yards and two scores...Scored both touchdowns in the fourth quarter, coming on runs of 4 and 2 yards...Caught two passes for 34 yards, including a long of 32. **at Rutgers (11/19):** Toted the ball 16 times for 92 yards and one touchdown...His third-quarter rushing score of 1-yard came following a Penn State blocked punt...Also caught two passes for 25 yards. **Michigan State (11/26):** Carried 12 times for 14 yards...Caught two passes for 11 yards...Did not play in the fourth quarter. **vs. Wisconsin (12/3):** Totaled 103 all-purpose yards...Rushed 19 times for 83 yards and one touchdown...Scored on 1-yard plunge in the third quarter to knot the game at 28-28...Caught two passes for 20 yards...Hauled in an 18-yard touchdown grab for the go-ahead score early in the fourth quarter.

» 2016 GAME-BY-GAME

Rushing (Carries-Yards-TD)

KENT STATE 22-105-1; at Pitt 20-85-4; TEMPLE 9-68-1; at Michigan 15-59-0; MINNESOTA 20-63-1; MARYLAND 31-202-1; OHIO STATE 12-99-0; at Purdue 18-207-2; IOWA 20-167-1; at Indiana 33-58-2; at Rutgers 16-92-1; MICHIGAN STATE 12-14-1; vs. Wisconsin 19-83-1.

Receiving (Receptions-Yards-TD)

KENT STATE 1-17-0; at Pitt 2-45-1; TEMPLE 2-7-0; at Michigan 5-77-0; MINNESOTA 1-(-3)-0; MARYLAND 0-0-0; OHIO STATE 0-0-0; at Purdue 3-70-0; IOWA 1-44-1; at Indiana 2-34-0; at Rutgers 2-25-0; MICHIGAN STATE 2-11-0; vs. Wisconsin 2-20-1.

» BARKLEY'S CAREER OFFENSIVE STATISTICS & GAME HIGHS


	Att.-Yds.	Avg.	TD	LG	Rec.-Yds.	Avg.	TD	LG
2015	182-1,076	5.9	7	56	20-161	8.1	1	32
2016	247-1,302	5.3	16	81	23-347	15.1	3	44
CAREER	429-2,378	5.5	23	81	43-508	11.8	4	44

Rushing Attempts 33; at Indiana, 11/12/16
Rushing Yards 207; at Purdue, 10/29/16
Rushing Touchdowns 4; at Pitt, 9/10/16
Longest Rush 81 yards; at Purdue, 10/29/16

Receptions 6; at Northwestern, 11/17/15
Receiving Yards 77; at Michigan, 9/24/16
Receiving Touchdowns 1; Four Times: Last vs. Wisconsin, 12/3/16
Longest Reception 44 yards; Iowa, 11/5/16

All-Purpose Yards 277; at Purdue, 10/29/16

Note: Has one kickoff return for 17 yards in 2016 (at Pitt).



52
RYAN
BATES

6-4 > 305 > So./Fr. Eligible

Guard/Center > Warrington, Pa.

» 2016

Awards: Selected as a Freshman All-American by *USA Today*...Named honorable mention *Campus Insiders* Freshman All-America...Named to the *BTN.com* and *ESPN.com* All-Big Ten Freshman Team...Named to the *Pro Football Focus* Big Ten Team of the Week following his performance vs. Iowa (11/5).

Season: Started 13 games...One of 18 first time starters in 2016...One of 27 freshmen (22 redshirt, 5 true) to appear in 2016.

Kent State (9/3): Made his first career start in his first career game...Helped pave the way for Saquon Barkley's 105-yard rushing effort and protected Trace McSorley, who posted his first career 200-yard passing game. **at Pitt (9/10):** Part of an offensive line that cleared the way for Saquon Barkley's four rushing touchdowns...Blocked for Trace McSorley's 332 passing yards, which ranks No. 16 in Penn State single game history. **Temple (9/17):**



@PennStateFBall



PSUfball

2016

PSUnivald.com

GoPSUsports.com

Part of a line that didn't allow a sack...Paved the way for three rushing touchdowns...Protected Trace McSorley in his third career 200-yard passing effort. **at Michigan (9/24):** Helped Saquon Barkley move into the top-30 on the career rushing list...Protected Trace McSorley, who threw a touchdown pass in his fifth straight game. **Minnesota (10/1):** Helped Penn State to 471 yards of total offense, the most since racking up an identical total vs. Rutgers in 2015...Protected Trace McSorley to the tune of 408 yards of total offense (335 passing, 73 rushing), the third-highest total in school history...Opened up the left side on Saquon Barkley's game-winning 25-yard touchdown run in overtime. **Maryland (10/8):** Paved the way for 372 total rushing yards, the third-highest total for a Penn State team in Big Ten play and fourth-most in a game and fourth-most in any game for Penn State in the last 20 years... Guided the offense to 524 total yards, the most since 2014 vs. UCF (511) and the most in Big Ten play since 2012 vs. Indiana (546). **Ohio State (10/22):** Cleared the way for Saquon Barkley's 99 rushing yards. **at Purdue (10/29):** Helped Penn State gain more than 500 total yards, ending the game with 511...Blocked for Saquon Barkley's 207 rushing yards and Trace McSorley's 228 yards passing...Had a key downfield block that helped spring Barkley on his 81-yard touchdown run...Helped Penn State score eight offensive touchdowns in the game...Integral part of Penn State scoring 62 points, its most points since scoring 66 vs. Coastal Carolina in 2006 and the most in a Big Ten game since tallying 63 vs. Illinois in 2005. **Iowa (11/5):** Blocked for a 167-yard rushing effort by Saquon Barkley and a 240-yard passing night for Trace McSorley...Helped Penn State to 599 yards of total offense, the most since recording 661 yards at Rutgers (1995) and the highest total offense output by Penn State against a Big Ten team since 653 yards against Michigan State (1994)...Overall Penn State rushed for 359 yards...His efforts enabled the Nittany Lions to go 7-of-14 on third down and the offense did not have a single three-and-out in the game. **at Indiana (11/12):** Helped protect Trace McSorley during his 332-yard passing game, the third of his career - all coming in 2016...Started at left guard before moving to left tackle after Paris Palmer left the game. **at Rutgers (11/19):** Helped Penn State pile up eighth game of 400-plus yards and the fourth game in 2016 with at least 500 yards...Protected Trace McSorley to the tune of 210 yards passing, his eighth 200-yard passing game of the season. **Michigan State (11/26):** Instrumental in Penn State gaining 463 yards of total offense, its ninth game with at least 400 yards...Helped Trace McSorley pile up 389 yards of total offense, the fifth-most in program history...McSorley threw for 376 yards - the sixth-highest total in school history - with four touchdown passes and rushed for 13 yards. **vs. Wisconsin (12/3):** Helped Penn State score 38 points, the most scored by a Wisconsin opponent since 2014 (Ohio State, 59) . . . Protected quarterback Trace McSorley, who threw for 384 yards, which ranks No. 4 in Penn State history and broke the Big Ten Championship game passing record. . . Also gave McSorley time to connect on a Big Ten Championship game-record four passing touchdowns...Paved the way for Saquon Barkley's 83 yards rushing, which enabled him to break Evan Royster's Penn State sophomore rushing record.



11 BRANDON BELL

6-1 > 233 > Sr./Sr. Eligible

Linebacker > Mays Landing, N.J.

» 2016

Awards: Named to the *Athlon Sports* All-Big Ten third team...Earned honorable mention All-Big Ten from the conference coaches & media panel...Named Big Ten Defensive Player of the Week and *College Sports Madness* National Defensive Player of the Week following an 18-tackle effort vs. No. 2 Ohio State (10/22)...Collected the Bednarik Award Player of the Week, given to the National Defensive Player of the Week by the Maxwell Football Club following his efforts vs. No. 2 Ohio State (10/22)... Selected as the Walter Camp National Defensive Player of the Week for his 18-tackle effort vs. Michigan State (11/26)...Is the eighth Penn State to earn the Walter Camp NDPOTW honor since 2004 and first since Michael Mauti in 2012...Earned the Lions' Pride Award for career contributions at the annual Nittany Lion Football Banquet...Also given the Captain's Award at team banquet.

Season: Started nine games...Posted a career-high 87 stops in his senior campaign despite missing four games...Selected as team captain...His

two 18-tackle efforts rank tied for No. 18 on the FBS single game charts entering bowl season...Is one of just four players in the FBS to post multiple games with 18-plus tackles in 2016, joining Nick Cuthbert of Kent State, Bryan London of Texas State and Rodney Butler of New Mexico State.

Kent State (9/3): Ranked second on the team with eight stops...Grabbed his third career interception to end a Kent State scoring threat at the end of the third quarter. **at Pitt (9/10):** Tied for team high (Wartman-White) with nine tackles, including five solo stops. **Ohio State (10/22):** Returned after missing four games to make a game- and career-high 18 tackles...Logged a first-quarter sack of J.T. Barrett for his first tackle for loss and sack of the season...Broke up one pass...Helped the defense hold Ohio State scoreless in two quarters for the first time since Michigan State in 2015, which was Ohio State's last loss...Helped the defense to a season-high 11.0 tackles for loss, the most TFLs since posting 11.0 vs. Maryland in 2015...The 11.0 tackles for loss are the most yielded by the Buckeyes since giving up 11.0 vs. Alabama (2015)...The 6.0 sacks given up by Ohio State are the most since yielding 7.0 against Virginia Tech (2014). **at Purdue (10/29):** Made five stops...Logged one tackle for loss...Helped the defense hold Purdue to just 46 yards rushing, the second opponent held under 50 yards rushing in 2016. **Iowa (11/5):** Made three tackles...Combined with Jason Cabinda on a tackle for loss of quarterback C.J. Beathard on fourth-and-1 during Iowa's opening drive of the game...Helped the defense hold Iowa to just 30 yards rushing, which was 137.9 yards below the Hawkeyes' season average (167.9 ypg)...It was the fewest rushing yards allowed by Penn State since holding Massachusetts to three yards in 2014...It marked the first time Penn State had held two consecutive opponents to 46 yards rushing or fewer since 2007 (Notre Dame, zero yards; FIU, minus-3 yards)...It was the first time since Penn State joined the Big Ten that it held consecutive conference opponents to 50 yards or less of rushing. **at Indiana (11/12):** Ranked third on the team with eight tackles...Had 2.5 tackles for loss...Logged a fourth-quarter sack of Richard Lagow, also forcing the fifth and final fumble of the game for Penn State, which was returned for a touchdown by Torrence Brown...Was a part of a defense that forced a season-high five turnovers, the most since forcing five against Maryland in 2015...Penn State's five fumble recoveries were its most since recovering five versus FIU in 2007...Helped the Nittany Lion defense generate nine tackles for loss, marking the seventh time in 2016 the unit has posted at least 9.0 TFL in a game. **at Rutgers (11/19):** Posted a team-high five stops...Sacked the quarterback and forced a fumble on the same play for the second-straight week in the first quarter...Added a quarterback hurry in the fourth quarter...Helped hold Rutgers to just 87 yards of total offense, the fewest given up by Penn State in Big Ten play and the fewest since 2006 vs. Temple (74)...The five first downs allowed are the fewest in B1G play and fewest since 2006 vs. Temple (2)...Aided the Nittany Lions in compiling nine tackles for loss, the eighth time in 2016 they recorded at least 9.0 stops behind the line of scrimmage. **Michigan State (11/26):** Tied his career high with 18 tackles...Combined with Marcus Allen for a first quarter tackle for loss...Added one pass breakup. **vs. Wisconsin (12/3):** Tied the Big Ten Championship game record with a game-high 13 tackles equaling Wisconsin's Chris Borland's mark from 2012 vs. Nebraska...Ten of his 13 stops were solo, which tied Ryan Shazier's (Ohio State) Big Ten Championship game record...Logged a solo takedown of Bart Houston, which forced a punt on Wisconsin's second drive of the third quarter, as Penn State tied the game on the next possession...Forced one fumble and broke up one pass.

» 2016 GAME-BY-GAME


Tackles (Solo-Assisted-Total)

KENT STATE 3-5-8; at Pitt 5-4-9; TEMPLE DNP; at Michigan DNP; MINNESOTA DNP; MARYLAND DNP; OHIO STATE 7-11-18; at Purdue 3-2-5; IOWA 1-2-3; at Indiana 5-3-8; at Rutgers 3-2-5; MICHIGAN STATE 3-15-18; vs. Wisconsin 10-3-13.

» BELL'S CAREER STATISTICS & GAME HIGHS

	UA-A	TK	FF	FR	I	PBU	SACK	TFL
2013	14-10	24	1	-	-	-	-	-
2014	23-24	47	-	-	1	3	2.0-17	7.0-43
2015	36-29	65	3	1	1	-	5.5-33	12.5-52
2016	40-47	87	3	-	1	3	4.0-33	7.5-39
CAREER	113-110	223	7	1	3	6	11.5-83	27.0-134

Tackles18; Twice: Last Michigan State, 11/26/16
Sacks2.5; at Northwestern, 11/7/15
Tackles for Loss3.5; Twice: Last at Northwestern, 11/7/15
Fumble Recoveries1; Michigan, 11/21/15
Forced Fumbles1; Seven Times: Last vs. Wisconsin, 12/3/16
Interceptions1; Three Times: Last Kent State, 9/3/16
Pass Breakups2; Maryland, 11/1/14



81 GORDON BENTLEY

6-0 > 198 > Sr./Sr. Eligible

Wide Receiver > Blue Bell, Pa.

» 2016

Awards: Named Academic All-Big Ten...Earned the Highest Academic Average award and the Football Letterman's Club Joe and Sue Paterno Post-Graduate Scholarship at the annual Nittany Lion Football Banquet.

Season: Appeared in seven games, mostly on special teams.

Temple (9/17): Made his second career appearance (Illinois, 2015). **at Rutgers (11/19):** Made his first career tackles on punt coverage in the third quarter.

» 2016 GAME-BY-GAME

Receiving (Receptions-Yards-TD)

KENT STATE DNP; at Pitt DNP; TEMPLE 0-0-0; at Michigan DNP; MINNESOTA 0-0-0; MARYLAND 0-0-0; OHIO STATE DNP; at Purdue 0-0-0; IOWA 0-0-0; at Indiana DNP; at Rutgers 0-0-0; MICHIGAN STATE 0-0-0; vs. Wisconsin DNP.

Note: Has one career tackle, coming on punt coverage at Rutgers in 2016.



13 SAEED BLACKNALL

6-3 > 212 > Jr./Jr. Eligible

Wide Receiver > Manalapan, N.J.

» 2016

Awards: Named Academic All-Big Ten for the second time in his career.

Season: Appeared in nine games with seven starts...Owns six catches of 20-plus yards in 2016.

Kent State (9/3): Made two catches for 24 yards...Made a 21-yard grab on the left sideline on the first play of Penn State's third scoring drive of the game. **Ohio State (10/22):** Made a great back shoulder catch for 37 yards to set up first-and-goal at the OSU 2-yard line...The catch set up Trace McSorley's 2-yard touchdown scamper. **at Purdue (10/29):** Caught one pass for 42 yards...His 42-yard reception came on the first play of a drive that eventually ended in a 29-yard field goal by Tyler Davis. **Iowa (11/5):** Made his lone catch in the first quarter, a 19-yard touchdown grab that opened the scoring. **at Indiana (11/12):** Caught a 43-yard pass from Trace McSorley near the end of the third quarter to set up Penn State's third score of the game. **Michigan State (11/26):** Had three catches for 29 yards...Converted a second-and-long with a 16-yard catch on Penn State's first touchdown drive of the game...Made an 8-yard grab on third-and-3 during Penn State's opening drive of the second half, a drive it scored the go-ahead touchdown on. **vs. Wisconsin (12/3):** Posted career highs in catches (6), receiving yards (155) and touchdown catches (2)...All six of his catches gained at least 10 yards...Hauled in a 40-yard touchdown pass for his first score of the game late in the second quarter...Had a career-long 70-yard catch-and-run for a touchdown on the first play of Penn State's first second half possession...The 70-yard reception is the third-longest passing play in Big Ten Championship game history...His 155 receiving yards are a Big Ten Championship game record, surpassing Ohio State's Devin Smith's 137 yards in 2014.

» 2016 GAME-BY-GAME

Receiving (Receptions-Yards-TD)

KENT STATE 2-24-0; at Pitt DNP; TEMPLE DNP; at Michigan DNP; MINNESOTA DNP; MARYLAND 0-0-0; OHIO STATE 1-35-0; at Purdue 1-42-0; IOWA 1-19-1; at Indiana 1-43-0; at Rutgers 0-0-0; MICHIGAN STATE 3-29-0; vs. Wisconsin 6-155-2.



@PennStateFBall



PSUFBall

2016


PSUnivaled.com

GoPSUsports.com

» BLACKNALL'S CAREER OFFENSIVE STATISTICS & GAME HIGHS

	Att.-Yds.	Avg.	TD	LG	Rec.-Yds.	Avg.	TD	LG
2014	1(-1)	(-1.0)	-	(-1)	11-112	10.2	1	24
2015	-	-	-	-	8-248	31.0	1	59
2016	-	-	-	-	15-347	23.1	3	70
CAREER	1(-1)	(-1.0)	-	(-1)	34-707	20.8	5	70

Receptions 6; vs. Wisconsin, 12/3/16
 Receiving Yards 155; vs. Wisconsin, 12/3/16
 Receiving Touchdowns 2; vs. Wisconsin, 12/3/16
 Longest Reception 70 yards; vs. Wisconsin, 12/3/16



43
MANNY
BOWEN

6-1 > 220 > So./So. Eligible
 Linebacker > Barnegat, N.J.

» 2016

Awards: Named Academic All-Big Ten.

Season: Appeared in 13 games with 12 starts...One of 18 first time starters in 2016...Made his first career start at Pitt (9/10).

Kent State (9/3): Totaled one tackle...Added his first career pass breakup. **at Pitt (9/10):** Made his first career start...Collected five tackles, all solo... Posted his first career solo tackles for loss in the first quarter. **Temple (9/17):** Notched three tackles...Logged his first career sack with a takedown of Phillip Walker in the second quarter...Had one pass breakup...A part of a front seven that limited Temple to just 38 rushing yards, the fewest since holding Illinois to 37 yards on the ground in 2015. **at Michigan (9/24):** Totaled seven tackles, including a stop behind the line of scrimmage on Michigan's first offensive play of the game. **Minnesota (10/1):** Contributed seven tackles (five solo)...Made a career-best 2.0 tackles for loss, including a fourth-quarter takedown behind the line on third down to force a Minnesota field goal. **Maryland (10/8):** Made his first career start at middle linebacker... Totaled five stops...A part of a defense that allowed a season-low 11 first downs...Helped limit Maryland 14 points - all in the first half - 170 rushing yards and 270 yards of total offense, after the Terps entered averaging 43.2 points, 300.0 rushing and 466.2 yards of total offense per game. **Ohio State (10/22):** Notched his first double-digit tackle effort with 12 stops...Added one tackle for loss and one quarterback hurry...Helped the defense hold Ohio State scoreless in two quarters for the first time since Michigan State in 2015, which was Ohio State's last loss...Helped the defense to a season-high 11.0 tackles for loss, the most TFLs since posting 11.0 vs. Maryland in 2015... The 11.0 tackles for loss are the most yielded by the Buckeyes since giving up 11.0 vs. Alabama (2015). **at Purdue (10/29):** Totaled six tackles - five solo...Helped the defense hold Purdue to just 46 yards rushing, the second opponent held under 50 yards rushing in 2016. **Iowa (11/5):** Made four tackles...Helped the defense hold Iowa to just 30 yards rushing, which was 137.9 yards below the Hawkeyes' season average (167.9 ypg)...It was the fewest rushing yards allowed by Penn State since holding Massachusetts to three yards in 2014...It marked the first time Penn State had held two consecutive opponents to 46 yards rushing or fewer since 2007 (Notre Dame, zero yards; FIU, minus-3 yards)...It was the first time since Penn State joined the Big Ten that it held consecutive conference opponents to 50 yards or less of rushing. **at Indiana (11/12):** Made a pair of stops...Had a second-quarter tackle for loss...Helped the Nittany Lion defense generate nine tackles for loss, marking the seventh time in 2016 the unit has posted at least 9.0 TFL in a game. **at Rutgers (11/19):** Had one assisted tackle...Helped hold Rutgers to just 87 yards of total offense, the fewest given up by Penn State in Big Ten play and the fewest since 2006 vs. Temple (74)...The five first downs allowed are the fewest in B1G play and fewest since 2006 vs. Temple (2). **Michigan State (11/26):** Logged nine tackles...Sacked Tyler O'Conner for a loss of nine yards in the second quarter. **vs. Wisconsin (12/3):** Totaled six tackles... Combined with Malik Golden on a second-quarter tackle for loss.

» 2016 GAME-BY-GAME


Tackles (Solo-Assisted-Total)

KENT STATE 0-1-1; at Pitt 5-0-5; TEMPLE 2-1-3; at Michigan 3-4-7; MINNESOTA 5-2-7; MARYLAND 1-4-5; OHIO STATE 4-8-12 at Purdue 5-1-6; IOWA 1-3-4; at Indiana 2-0-2; at Rutgers 0-1-1; MICHIGAN STATE 4-5-9; vs. Wisconsin 3-3-6.

» BOWEN'S CAREER STATISTICS & GAME HIGHS

	UA-A	TK	FF	FR	I	PBU	SACK	TFL
2015	12-6	18	1	1	-	-	-	0.5-2
2016	35-33	68	-	-	-	2	2.0-16	8.5-30
CAREER	47-39	86	1	1	-	2	2.0-16	9.0-32

Tackles 12; Ohio State, 10/22/16
 Sacks 1.0; Twice: Last Michigan State, 11/26/16
 Tackles for Loss 2.0; Minnesota, 10/1/16
 Fumble Recoveries 1; Army, 10/3/15
 Forced Fumbles 1; at Michigan State, 11/28/15
 Pass Breakups 1; Twice: Last Temple, 9/17/16




75
BRENDAN
BROSNAN

6-6 > 295 > Jr./So. Eligible
 Tackle > Park Ridge, Ill.

» 2016

Season: Appeared in two games...Made his season debut at Rutgers (11/19).



31
CAM
BROWN

6-5 > 215 > Fr./Fr. Eligible
 Linebacker > Burtonsville, Md.

» 2016

Awards: Selected to the *BTN.com* and *ESPN.com* All-Big Ten Freshman Team.

Season: Appeared in 11 games with two starts...Ranks No. 5 on the team in special teams tackles (6)...Made his first collegiate start vs. Minnesota (10/1)...One of 18 first time starters in 2016...One of 27 freshmen (22 redshirt, 5 true) to appear in 2016.

at Pitt (9/10): Made his first collegiate appearance...Notched his first tackle on defense in the third quarter. **Temple (9/17):** Appeared mostly on special teams...Played three defensive snaps. **at Michigan (9/24):** Made 10 tackles - four solo...His 10 stops are the most for a true freshman linebacker since Khairi Fortt notched 11 tackles vs. Illinois in 2010...Last true freshman with double-digit tackles was Marcus Allen (10, vs. Ohio State) in 2014...Posted his first career tackle for loss in the third quarter. **Minnesota (10/1):** Ranked second on the team with nine tackles - six solo. **Ohio State (10/22):** Blocked his first career kick, a fourth-quarter punt that led to a 34-yard Tyler Davis field goal...The block was one of two blocked kicks in the game (Marcus Allen - FG) and helped Penn State block two kicks in a game for the first time since blocking two against FIU in the 2007 season opener (FG & punt). **at Purdue (10/29):** Made three stops. **Iowa (11/5):** Logged three stops, including two on kickoff return. **at Rutgers (11/19):** Made three assisted tackles, including a combined sack of Gio Rescigno in the fourth quarter...One stop came on kickoff coverage... Aided the Nittany Lions in compiling nine tackles for loss, the eighth time in 2016 they recorded at least 9.0 stops behind the line of scrimmage.

» 2016 GAME-BY-GAME


Tackles (Total-Solo-Assisted)

KENT STATE DNP; at Pitt 0-1-1; TEMPLE 0-0-0; at Michigan 4-6-10; MINNESOTA 6-3-9; MARYLAND 0-0-0; OHIO STATE 0-0-0; at Purdue 1-2-3; IOWA 2-1-3; at Indiana 0-0-0; at Rutgers 0-3-3; MICHIGAN STATE 0-0-0; vs. Wisconsin 0-0-0.

» BROWN'S CAREER STATISTICS & GAME HIGHS

	UA-A	TK	FF	FR	I	PBU	SACK	TFL
2016	13-16	29	-	-	-	-	0.5-1	1.5-2
CAREER	13-16	29	-	-	-	-	0.5-1	1.5-2

Tackles 10; at Michigan, 9/24/16
 Sacks 0.5; at Rutgers, 11/19/16
 Tackles for Loss 1.0; at Michigan, 9/24/16
 Blocked Kicks 1; Ohio State, 10/22/16



19
TORRENCE
BROWN

6-3 > 257 > Jr./So. Eligible
 Defensive End > Tuscaloosa, Ala.

» 2016

Season: Appeared in 13 games with four starts...One of 18 first time starters in 2016...Made his first collegiate start vs. Temple (9/17).

Kent State (9/3): Combined on three tackles. **at Pitt (9/10):** Collected a career-high six stops...Totaled a career-best 2.0 tackles for loss with a pair of solo TFLs in the third quarter...Forced his first career fumble in the fourth quarter that led to a Tyler Davis field goal. **Temple (9/17):** Made four tackles...Forced his second fumble of the season in the fourth quarter...Had 1.0 tackle for loss, which included combining with Robert Windsor on a fourth quarter sack...A part of a front seven that limited Temple to just 38 rushing yards, the fewest since holding Illinois to 37 yards on the ground in 2015. **at Michigan (9/24):** Notched three stops... Made 1.0 tackle for loss, a stop for a loss of five yards in the first quarter. **Minnesota (10/1):** Made one tackle. **Maryland (10/8):** Made one tackle...Recovered Koa Farmer's forced fumble in the second quarter for his second career fumble recovery. **Ohio State (10/22):** Made three stops, including combining with Jason Cabinda on a tackle for loss in the second quarter...Helped the defense hold Ohio State scoreless in two quarters for the first time since Michigan State in 2015, which was Ohio State's last loss...Helped the defense to a season-high 11.0 tackles for loss, the most TFLs since posting 11.0 vs. Maryland in 2015...The 11.0 tackles for loss are the most yielded by the Buckeyes since giving up 11.0 vs. Alabama (2015). **at Purdue (10/29):** Made three stops...Helped the defense hold Purdue to just 46 yards rushing, the second opponent held under 50 yards rushing in 2016. **at Indiana (11/12):** Scored his first career touchdown on a fourth-quarter fumble recovery, returning it nine yards for the final score of the game for Penn State...Was a part of a defense that forced a season-high five turnovers, the most since forcing five against Maryland in 2015... Penn State's five fumble recoveries were its most since recovering five versus FIU in 2007. **at Rutgers (11/19):** Had two tackles...Posted a tackle for loss in the fourth quarter, a stop of RU running back Justin Goodwin for a 1-yard loss...Aided the Nittany Lions in compiling nine tackles for loss, the eighth time in 2016 they recorded at least 9.0 stops behind the line of scrimmage. **Michigan State (11/26):** Made two stops...Combined with Jason Cabinda on a third-quarter tackle for loss. **vs. Wisconsin (12/3):** Made three tackles...Forced a first quarter fumble.

» 2016 GAME-BY-GAME

Tackles (Solo-Assisted-Total)

KENT STATE 0-3-3; at Pitt 5-1-6; TEMPLE 1-3-4; at Michigan 2-1-3; MINNESOTA 1-0-1; MARYLAND 0-1-1; OHIO STATE 1-2-3; at Purdue 2-1-3; IOWA 0-0-0; at Indiana 0-0-0; at Rutgers 1-1-2; MICHIGAN STATE 0-2-2; vs. Wisconsin 2-1-3.

» BROWN'S CAREER STATISTICS & GAME HIGHS

	UA-A	TK	FF	FR	I	PBU	SACK	TFL
2015	5-6	11	-	1	-	-	1.5-4	5.5-14
2016	15-16	31	3	2	-	-	0.5-4	6.0-18
CAREER	20-22	42	3	3	-	-	2.0-8	11.5-32

Tackles 6; at Pitt, 9/10/16
 Sacks 1.0; Michigan, 11/21/15
 Tackles for Loss 2.0; Twice: Last at Pitt, 9/10/16
 Forced Fumbles 1; Twice: Last Temple, 9/17/16
 Fumble Recoveries 1; Three Times: Last at Indiana, 11/12/16

Note: Has one career touchdown - a 9-yard fumble recovery for a score at Indiana (11/12/16).



@PennStateFBall



PSUFBall

2016

PSUnivald.com

GoPSUsports.com



97
RYAN
BUCHHOLZ

6-6 > 270 > So./Fr. Eligible

Defensive End > Malvern, Pa.

» 2016

Awards: Named Academic All-Big Ten.

Season: Appeared in 12 games...One of 27 freshmen (22 redshirt, 5 true) to appear in 2016.

Kent State (9/3): Made two tackles, including his first career sack... Combined with Brandon Bell for his first career stop in the first quarter... Sacked Kent State quarterback Mylik Mitchell to end KSU's final drive of the game for a loss of seven yards...Penn State's seven sacks were the most since logging seven at Northwestern in 2011. **at Pitt (9/10):** Made two stops - both solo. **Temple (9/17):** Had one tackle...Combined with Parker Cothren on a second quarter tackle for loss...A part of a front seven that limited Temple to just 38 rushing yards, the fewest since holding Illinois to 37 yards on the ground in 2015. **at Michigan (9/24):** Made one tackle. **Maryland (10/8):** Made two assisted tackles. **Ohio State (10/22):** Made a career-high three tackles, including two solo. **at Purdue (10/29):** Took down Purdue quarterback David Blough on the first play of the fourth quarter for his second career sack, his lone stop of the game. **Iowa (11/5):** Made one tackle, a solo sack of C.J. Beathard for a loss of seven yards in the fourth quarter. **at Indiana (11/12):** Made two tackles. **Michigan State (11/29):** Dropped running back LJ Scott for a loss of five yards for his only tackle of the game in the first quarter.

» 2016 GAME-BY-GAME

Tackles (Solo-Assisted-Total)

KENT STATE 1-1-2; at Pitt 2-0-2; TEMPLE 0-1-1; at Michigan 0-1-1; MINNESOTA 0-0-0; MARYLAND 0-2-2; OHIO STATE 2-1-3; at Purdue 1-0-1; IOWA 1-0-1; at Indiana 2-0-2; at Rutgers DNP; MICHIGAN STATE 1-0-1; vs. Wisconsin 0-0-0.

» BUCHHOLZ'S CAREER STATISTICS & GAME HIGHS

	UA-A	TK	FR	FF	I	PBU	SACK	TFL
2016	10-6	16	-	-	-	-	3.0-20	4.5-26
CAREER	10-6	16	-	-	-	-	3.0-20	4.5-26

Tackles 3; Ohio State, 10/22/16

Sacks 1.0; Three Times: Last Iowa, 11/5/16

Tackles for Loss 1.0; Four Times: Last Michigan State, 11/26/16



40
JASON
CABINDA

6-1 > 232 > Jr./Jr. Eligible

Linebacker > Flemington, N.J.

» 2016

Awards: Named All-Big Ten third team by the conference coaches... Selected honorable mention All-Big Ten by the media panel...Selected to the Bednarik Award, Butkus Award and Lott IMPACT Trophy Preseason Watch Lists...Awarded a Helmet Sticker by College Football Final following 13-tackle effort vs. Ohio State (10/22)...Named to the *Pro Football Focus* Big Ten Team of the Week after his showing at Rutgers (11/19).

Season: Started eight games...Has eight-or-more tackles in seven of the eight games he has played this season...Logged eight-or-more stops in 10 of his last 12 games dating back to 2015.

Kent State (9/3): Made a team-high 11 tackles for his fourth career double-digit tackle game. **Ohio State (10/22):** Returned after missing five games to make 13 tackles, including a career-high-tying 2.0 tackles for loss...His fourth-quarter takedown of J.T. Barrett for a loss of 13 yards to force fourth-and-23 on the Buckeyes final drive...Broke up one pass... Helped the defense hold Ohio State scoreless in two quarters for the first time since Michigan State in 2015, which was Ohio State's last loss...

Helped the defense to a season-high 11.0 tackles for loss, the most TFLs since posting 11.0 vs. Maryland in 2015...The 11.0 tackles for loss are the most yielded by the Buckeyes since giving up 11.0 vs. Alabama (2015)... The 6.0 sacks given up by Ohio State are the most since yielding 7.0 against Virginia Tech (2014). **at Purdue (10/29):** Boasted a game-high nine tackles - six solo...Helped the defense hold Purdue to just 46 yards rushing, the second opponent held under 50 yards rushing in 2016. **Iowa (11/5):** Posted nine tackles...Made a leaping stop of C.J. Beathard to end Iowa's opening drive on a fourth-and-1 attempt, combining with Brandon Bell on the stop...Helped the defense hold Iowa to just 30 yards rushing, which was 137.9 yards below the Hawkeyes' season average (167.9 ypg)... It was the fewest rushing yards allowed by Penn State since holding Massachusetts to three yards in 2014...It marked the first time Penn State had held two consecutive opponents to 46 yards rushing or fewer since 2007 (Notre Dame, zero yards; FIU, minus-3 yards)...It was the first time since Penn State joined the Big Ten that it held consecutive conference opponents to 50 yards or less of rushing. **at Indiana (11/12):** Totaled nine tackles, including eight solo...Had a solo tackle for loss in the third quarter...Helped the Nittany Lion defense generate nine tackles for loss, marking the seventh time in 2016 the unit has posted at least 9.0 TFL in a game. **at Rutgers (11/19):** Had three solo stops and a career-high two pass breakups...Helped hold Rutgers to just 87 yards of total offense, the fewest given up by Penn State in Big Ten play and the fewest since 2006 vs. Temple (74)...The five first downs allowed are the fewest in B1G play and fewest since 2006 vs. Temple (2). **Michigan State (11/26):** Totaled eight stops...Combined with Torrence Brown on a third-quarter tackle for loss. **vs. Wisconsin (12/3):** Logged eight tackles.

» 2016 GAME-BY-GAME

Tackles (Solo-Assisted-Total)

KENT STATE 5-6-11; at Pitt DNP; TEMPLE DNP; at Michigan DNP; MINNESOTA DNP; MARYLAND DNP; OHIO STATE 3-10-13; at Purdue 6-3-9; IOWA 1-8-9; at Indiana 8-1-9; at Rutgers 3-0-3; MICHIGAN STATE 0-8-8; vs. Wisconsin 3-5-8.

» CABINDA'S CAREER STATISTICS & GAME HIGHS

	UA-A	TK	FR	FF	I	PBU	SACK	TFL
2014	7-10	17	-	-	-	-	-	0.5-1
2015	39-61	100	1	-	1	5	2.5-33	5.5-37
2016	29-41	70	-	-	-	3	1.0-13	4.0-20
CAREER	75-112	187	1	-	1	8	3.5-46	10.0-58

Tackles 14; Army, 10/3/15

Sacks 2.0; Army, 10/3/15

Tackles for Loss 2.0; Twice: Last Ohio State, 10/22/16

Forced Fumbles 1; Army, 10/3/15

Interceptions 1; at Northwestern, 11/7/15

Pass Breakups 2; at Rutgers, 11/19/16



1
CHRISTIAN
CAMPBELL

6-1 > 194 > Jr./Jr. Eligible

Cornerback > Phenix City, Ala.

» 2016

Season: Appeared in 11 games with two starts...Made his first start of the season and second of his career vs. Temple (9/17).

Kent State (9/3): Recorded three stops...Notched a tackle for loss in the third quarter on a wide receiver screen. **at Pitt (9/10):** Had two tackles, both solo...Had Penn State's only pass breakup. **Temple (9/17):** Had two tackles. **at Michigan (9/24):** Totaled two tackles...Had one pass breakup. **Minnesota (10/1):** Made three tackles in the first half, before leaving the game midway through the second quarter. **at Purdue (10/29):** Made three tackles...Pulled in his second career interception in the fourth quarter to set up Penn State's final score of the game...Helped Penn State force four turnovers. **Iowa (11/5):** Logged two solo hits. **at Indiana (11/12):** Had one tackle...Posted a career-high two pass breakups...Recovered his first career fumble on a muffed punt at the IU 6-yard line in the second quarter, which led to a Penn State touchdown. **at Rutgers (11/19):** Totaled three stops. **Michigan State (11/29):** Made two tackles...Added a pass breakup in the fourth quarter. **vs. Wisconsin (12/3):** Collected a pair of stops.

» 2016 GAME-BY-GAME

Tackles (Solo-Assisted-Total)

KENT STATE 1-2-3; at Pitt 2-0-2; TEMPLE 1-1-2; at Michigan 2-0-2; MINNESOTA 1-2-3; MARYLAND DNP; OHIO STATE 0-0-0; at Purdue 1-2-3; IOWA 2-0-2; at Indiana 1-0-1; at Rutgers 1-2-3; MICHIGAN STATE 1-1-2; vs. Wisconsin 1-1-2.

» CAMPBELL'S CAREER STATISTICS & GAME HIGHS

	UA-A	TK	FR	FF	I	PBU	SACK	TFL
2014	9-1	10	-	-	1	2	-	1.0-1
2015	6-10	16	-	-	-	2	-	1.0-2
2016	14-11	25	1	-	1	5	-	1.0-4
CAREER	29-22	51	1	-	2	9	-	3.0-7


Tackles 5; Indiana, 10/10/15

Tackles for Loss 1.0; Three Times: Last Kent State, 9/3/16

Fumble Recoveries 1; at Indiana, 11/12/16

Interceptions 1; Twice: at Purdue, 10/29/16

Pass Breakups 2; at Indiana, 11/12/16



46
COLIN
CASTAGNA

6-4 > 253 > So./So. Eligible

Defensive End > Barrington, Ill.

» 2016

Season: Appeared in six games.

at Michigan (9/24): Made his season debut. **at Purdue (10/29):** Made his first career tackle in the fourth quarter, a tackle for loss. **at Rutgers (11/19):** Had one tackle.

» 2016 GAME-BY-GAME

Tackles (Solo-Assisted-Total)

KENT STATE DNP; at Pitt DNP; TEMPLE DNP; at Michigan 0-0-0; MINNESOTA DNP; MARYLAND 0-0-0; OHIO STATE DNP; at Purdue 1-0-1; IOWA DNP; at Indiana DNP; at Rutgers 0-1-1; MICHIGAN STATE 0-0-0; vs. Wisconsin 0-0-0.

» CASTAGNA'S CAREER STATISTICS & GAME HIGHS

	UA-A	TK	FR	FF	I	PBU	SACK	TFL
2015	-	-	-	-	-	-	-	-
2016	1-1	2	-	-	-	-	-	1.0-2
CAREER	1-1	2	-	-	-	-	-	1.0-2

Tackles 1; Twice: Last at Rutgers, 11/19/16

Tackles for Loss 1.0; at Purdue, 10/29/16



11
IRVIN
CHARLES

6-4 > 219 > So./Fr. Eligible

Wide Receiver > Sicklerville, N.J.

» 2016

Season: Appeared in 13 games...One of 27 freshmen (22 redshirt, 5 true) to appear in 2016...Has seen time on offense and special teams.

Kent State (9/3): Made his collegiate debut. **Minnesota (10/1):** Made his first career reception, an 80-yard touchdown catch in the third quarter... Is the first Penn State wide receiver to catch a touchdown for his first career reception since Justin King's 59-yard scoring grab on his first reception vs. Cincinnati in 2005...The 80-yard catch is the longest for a Penn State player since Derek Moyer's 80-yarder from Rob Bolden vs. Illinois on Oct. 9, 2010. **Maryland (10/8):** Made a big special teams tackle on a punt return late in the third quarter. **Ohio State (10/22):** Made a solo stop on kickoff return in the third quarter. **at Purdue (10/29):** Made one reception, a 26-yarder which set up Penn State with first-and-goal from the Purdue 2-yard line in the fourth quarter. **at Indiana (11/12):** Made two tackles, including one on kickoff coverage...Returned one kickoff for 11 yards. **at Rutgers (11/19):** Posted one special teams tackle.



» 2016 GAME-BY-GAME

Receiving (Receptions-Yards-TD)


KENT STATE 0-0-0; at Pitt 0-0-0; TEMPLE 0-0-0; at Michigan 0-0-0; MINNESOTA 1-80-1; MARYLAND 0-0-0; OHIO STATE 0-0-0; at Purdue 1-26-0; IOWA 0-0-0; at Indiana 0-0-0; MICHIGAN STATE 0-0-0; vs. Wisconsin 0-0-0.

» CHARLES' CAREER OFFENSIVE STATISTICS & GAME HIGHS

	Att.-Yds.	Avg.	TD	LG	Rec.-Yds.	Avg.	TD	LG
2016	-	-	-	-	2-106	53.0	1	80
CAREER	-	-	-	-	2-106	53.0	1	80

Receptions 1; Twice: Last at Purdue, 10/29/16
Receiving Yards 80; Minnesota, 10/1/16
Receiving Touchdowns 1; Minnesota, 10/1/16
Longest Reception 80; Minnesota, 10/1/16

Note: Has five tackles, including four on special teams in 2016...Has one kickoff return for 11 yards at Indiana (11/12/16).



56
TYRELL
CHAVIS

6-3 > 295 > Jr./Jr. Eligible

Defensive Tackle > Richmond, Va.

» 2016

Season: Appeared in 13 games.

Kent State (9/3): Made his Penn State debut...Totaled two tackles. **at Pitt (9/10):** Had one stop. **at Michigan (9/24):** Tied a career high with two stops. **Minnesota (10/1):** Made one tackle. **Maryland (10/8):** Recorded his first career tackle for loss late in the third quarter for his only stop of the game. **Ohio State (10/22):** Made one tackle. **Iowa (11/5):** Notched one tackle. **at Indiana (11/12):** Made one tackle. **Michigan State (11/26):** Made one tackle.

» 2016 GAME-BY-GAME


Tackles (Solo-Assisted-Total)

KENT STATE 0-2-2; at Pitt 0-1-1; TEMPLE 0-0-0; at Michigan 0-2-2; MINNESOTA 0-1-1; MARYLAND 1-0-1; OHIO STATE 0-1-1; at Purdue 0-0-0; IOWA 0-1-1; at Indiana 0-1-1; at Rutgers 0-0-0; MICHIGAN STATE 0-1-1; vs. Wisconsin 0-0-0.

» CHAVIS' CAREER STATISTICS & GAME HIGHS

	UA-A	TK	FF	FR	I	PBU	SACK	TFL
2016	1-10	11	-	-	-	-	-	1.0-2
CAREER	1-10	11	-	-	-	-	-	1.0-2

Tackles 2; Twice: Last at Michigan, 9/24/16
Tackles for Loss 1.0; Maryland, 10/8/16



33
JAKE
COOPER

6-1 > 230 > So./So. Eligible

Linebacker > Doylestown, Pa.

» 2016

Awards: Named Academic All-Big Ten.

Season: Appeared in six games with two starts...Made his first start of the season and second of his career vs. Temple (9/17)...Will miss the remainder of the season due to an injury.

at Pitt (9/10): Made two stops. **Temple (9/17):** Collected five tackles...A part of a front seven that limited Temple to just 38 rushing yards, the fewest since holding Illinois to 37 yards on the ground in 2015. **at Michigan (9/24):** Tied a career high with six tackles. **Minnesota (10/1):** Notched two tackles.

» 2016 GAME-BY-GAME


Tackles (Solo-Assisted-Total)

KENT STATE 0-0-0; at Pitt 0-2-2; TEMPLE 1-4-5; at Michigan 2-4-6; MINNESOTA 1-1-2; MARYLAND INJ; OHIO STATE INJ; at Purdue 0-0-0; IOWA INJ; at Indiana INJ; at Rutgers INJ; MICHIGAN STATE INJ; vs. Wisconsin INJ.

» COOPER'S CAREER STATISTICS & GAME HIGHS

	UA-A	TK	FF	FR	I	PBU	SACK	TFL
2015	9-5	14	-	-	-	1	1.0-11	2.5-15
2016	4-11	15	-	-	-	-	-	-
CAREER	13-16	29	-	-	-	1	1.0-11	2.5-15

Tackles 6; Twice: Last at Michigan, 9/24/16
Sacks 1.0; Buffalo, 9/12/15
Tackles for Loss 1.0; Twice: Last vs. Maryland, 10/24/15
Pass Breakups 1; Rutgers, 9/19/15



52
CURTIS
COTHRAN

6-5 > 285 > Sr./Jr. Eligible

Defensive Tackle > Newtown, Pa.

» 2016

Season: Appeared in nine games with seven starts...One of 18 first time starters in 2016...Made his first career start vs. Ohio State (10/22)...Switched from defensive end to defensive tackle this season.

Minnesota (10/1): Made one tackle. **Maryland (10/8):** Had one assisted stop. **Ohio State (10/22):** Had one assisted stop...Helped the defense hold Ohio State scoreless in two quarters for the first time since Michigan State in 2015, which was Ohio State's last loss. **Iowa (11/5):** Made three tackles...Combined with Garrett Sickels for a third-quarter tackle for loss...Helped the defense hold Iowa to just 30 yards rushing, which was 137.9 yards below the Hawkeyes' season average (167.9 ypg)...It was the fewest rushing yards allowed by Penn State since holding Massachusetts to three yards in 2014...It marked the first time Penn State had held two consecutive opponents to 46 yards rushing or fewer since 2007 (Notre Dame, zero yards; FIU, minus-3 yards)...It was the first time since Penn State joined the Big Ten that it held consecutive conference opponents to 50 yards or less of rushing. **at Indiana (11/22):** Had one tackle. **at Rutgers (11/19):** Posted two tackles...Helped hold Rutgers to just 87 yards of total offense, the fewest given up by Penn State in Big Ten play and the fewest since 2006 vs. Temple (74)...The five first downs allowed are the fewest in Big Ten play and fewest since 2006 vs. Temple (2). **Michigan State (11/26):** Logged four tackles, including 1.0 tackle for loss...Combined with Evan Schwan on a third-quarter sack of Tyler O'Connor. **vs. Wisconsin (12/3):** Made a career-high five tackles...Had a career-best three solo tackles for loss in the game...Made a stop behind the line of scrimmage on Bradrick Shaw to force a field goal attempt - which Wisconsin missed - on the Badgers' opening drive of the third quarter, leading to Trace McSorley's 70-yard touchdown pass to Saeed Blacknall.

» 2016 GAME-BY-GAME

Tackles (Total-Solo-Assisted)

KENT STATE DNP; at Pitt DNP; TEMPLE; DNP; at Michigan DNP; MINNESOTA 0-1-1; MARYLAND 0-1-1; OHIO STATE 0-1-1; at Purdue 0-0-0; IOWA 2-1-3; at Indiana 1-0-1; at Rutgers 1-1-2; MICHIGAN STATE 0-4-4; vs. Wisconsin 5-0-5.

» COTHRAN'S CAREER STATISTICS & GAME HIGHS

	UA-A	TK	FF	FR	I	PBU	SACK	TFL
2014	1-0	1	-	-	-	-	-	1.0-2
2015	5-11	16	-	-	-	-	2.5-27	4.0-31
2016	9-9	18	-	-	-	-	0.5-5	4.5-15
CAREER	15-20	35	-	-	-	-	3.0-32	9.5-48

Tackles 5; vs. Wisconsin, 12/3/16
Sacks 1.0; Twice: Last San Diego State, 9/26/15
Tackles for Loss 3.0; vs. Wisconsin, 12/3/16



41
PARKER
COTHRAN

6-4 > 295 > Sr./Jr. Eligible

Defensive Tackle > Huntsville, Ala.

» 2016

Awards: Earned honorable mention All-Big Ten from the conference coaches.

Season: Started 12 games...One of 18 first time starters in 2016.

Kent State (9/3): Made his first career start...Made two tackles...Combined with Antoine White for a fourth-quarter sack...Penn State's seven sacks were the most since logging seven at Northwestern in 2011. **at Pitt (9/10):** Made one stop. **Temple (9/17):** Totaled a career-high seven tackles...Added a career-best 2.5 tackles for loss...Combined with Ryan Buchholz for a second-quarter sack, his fourth career game with 0.5 sack...A part of a front seven that limited Temple to just 38 rushing yards, the fewest since holding Illinois to 37 yards on the ground in 2015. **at Michigan (9/24):** Had one tackle. **Minnesota (10/1):** Had two tackles...Combined with Brandon Smith for a tackle for loss in the first quarter. **Maryland (10/8):** Logged two tackles...A part of a defense that allowed a season-low 11 first downs...Helped limit Maryland 14 points - all in the first half - 170 rushing yards and 270 yards of total offense, after the Terps entered averaging 43.2 points, 300.0 rushing and 466.2 yards of total offense per game. **Ohio State (10/22):** Notched one tackle, a combined tackle for loss with Jason Cabinda in the first quarter...Helped the defense hold Ohio State scoreless in two quarters for the first time since Michigan State in 2015, which was Ohio State's last loss...Helped the defense to a season-high 11.0 tackles for loss, the most TFLs since posting 11.0 vs. Maryland in 2015...The 11.0 tackles for loss are the most yielded by the Buckeyes since giving up 11.0 vs. Alabama (2015). **at Indiana (11/22):** Had one tackle. **at Rutgers (11/19):** Ranked second on the team with four tackles...Combined with Koa Farmer on a tackle for loss in the second quarter...Helped hold Rutgers to just 87 yards of total offense, the fewest given up by Penn State in Big Ten play and the fewest since 2006 vs. Temple (74)...The five first downs allowed are the fewest in Big Ten play and fewest since 2006 vs. Temple (2)...Aided the Nittany Lions in compiling nine tackles for loss, the eighth time in 2016 they recorded at least 9.0 stops behind the line of scrimmage. **Michigan State (11/26):** Sacked Tyler O'Connor in the fourth quarter for his lone stop of the game. **vs. Wisconsin (12/3):** Had two tackles.

» 2016 GAME-BY-GAME

Tackles (Solo-Assisted-Total)

KENT STATE 0-2-2; at Pitt 0-1-1; TEMPLE 2-5-7; at Michigan 0-1-1; MINNESOTA 0-2-2; MARYLAND 1-1-2; OHIO STATE 0-1-1; at Purdue DNP; IOWA 0-0-0; at Indiana 1-0-1; at Rutgers 3-1-4; MICHIGAN STATE 1-0-1; vs. Wisconsin 1-1-2.

» COTHRAN'S CAREER STATISTICS & GAME HIGHS

	UA-A	TK	FF	FR	I	PBU	SACK	TFL
2014	8-3	11	-	-	-	-	0.5-1	2.5-6
2015	4-9	13	-	-	-	1	0.5-2	0.5-2
2016	9-15	24	-	-	-	-	2.0-6	5.5-13
CAREER	21-27	48	-	-	-	1	3.0-9	8.5-21

Tackles 7; Temple, 9/17/16
Sacks 1.0; Michigan State, 11/26/16
Tackles for Loss 2.5; Temple, 9/17/16
Pass Breakups 1; Michigan, 11/21/15



@PennStateFBall



PSUFBall

2016

PSUnrivaled.com

GoPSUsports.com




38
DESI
DAVIS

5-11 > 178 > Jr./So. Eligible
Cornerback > Ardmore, Pa.

» 2016

Awards: Named the Scout Team Defensive Player of the Year at the annual Nittany Lion Football Banquet.

Season: Appeared in one game. **Temple (9/17):** Made his collegiate debut.



95
TYLER
DAVIS

5-11 > 180 > Sr./Jr. Eligible
Kicker/Punter > St. Charles, Ill.

» CAREER NOTES & RECORDS

Ranks No. 12 on Penn State's career field goals made charts with 30...Owns the school record for consecutive field goals made with 18, breaking Sam Ficken's mark of 15 straight makes between the 2012 and 2013 seasons... Had his consecutive field goals made streak snapped on a first quarter blocked kick vs. Ohio State...The 18-straight made field goals were tied for the longest streak in the Big Ten since Brad Craddock (UMD) converted 24 straight in from 2013-14...The 18 consecutive field goals are tied for the fourth-longest streak in Big Ten history.

» 2016

Awards: Earned the Vlade Award (most accurate collegiate kicker) from the Columbus Touchdown Club...Selected to *Phil Steele's* All-Big Ten first team...Earned a spot on the *Athlon Sports* All-Big Ten second team...Named All-Big Ten first team by the conference coaches...The first Nittany Lion kicker to earn first team honors since Kevin Kelly in 2008...Earned All-Big Ten second team from the media...Named *Pro Football Focus* All-Big Ten second team...Selected to the All-ECAC Special Teams first team...Named one of 20 semifinalists for the Lou Groza Award...Named one of three Lou Groza Award Stars of the Week on Oct. 3, 2016, following his effort vs. Minnesota, which included a game-tying field goal in the final seconds of regulation...Earned Big Ten Co-Special Teams Player of the Week (McCarren - Iowa) following a 4-for-4 effort on field goal attempts and a career-high 15 points at Rutgers (11/19)...Earned the John Bruno Memorial Award (outstanding member of special teams) at the annual Nittany Lion Football Banquet.

Season: Started 13 games at place kicker...Off to the best kicking start in Penn State history...Joins Brett Conway (62, 1994) and Kevin Kelly (60) as the only place kickers with 50-plus made extra points in a single season...Is tied for No. 2 on Penn State's single season field goals made charts (22), trailing only Sam Ficken's 24 makes from 2014...Ranks No. 5 on the PSU single season scoring charts (121 points)...Davis and Saquon Barkley are the are the first set of teammates to score 100 points in the same season...Ranks No. 4 on the Big Ten single season kick scoring charts (121 points).

Rankings (Entering Bowl Season): Leads the Big Ten and is No. 8 nationally with a .917 field goal percentage...No. 2 in the B1G and No. 9 in the FBS in field goals per game (1.69 fpgp)...Is No. 2 in the Big Ten and No. 21 nationally in scoring (9.3 ppg).

Kent State (9/3): Converted on all five kicks for nine points...Was 3-for-3 on extra points...Connected on field goals of 29 and 28 yards. **at Pitt (9/10):** Connected on a 38-yard field goal in the fourth quarter...Nailed all four extra point attempts. **Temple (9/17):** Tallied 10 points...Knocked in both field goal attempts and all four extra points...Converted field goals of 30 and a season-long 40 yards. **at Michigan (9/24):** Connected on a 21-yard field goal in the third quarter...Converted his only extra point attempt. **Minnesota (10/1):** Converted three field goals (19, 27, 40 yards) to push his streak to 17 straight makes to begin his career and set the school record...Also made both extra point attempts to account for

11 points. **Maryland (10/8):** Handled five PAT attempts and converted his only field goal of the game for eight points...Connected on a 30-yard field goal in the second quarter to extend his school-record streak to 18 straight makes. **Ohio State (10/22):** Had his consecutive field goals made streak snapped on a blocked first quarter attempt from 39 yards...Converted a field goal in the fourth quarter from 34 yards out...Hit all three extra point attempts. **at Purdue (10/29):** Converted all 10 of his kicks...Scored 14 points, with a pair of field goals and a career-best eight extra points...Connected on field goals of 29 and 33 yards. **Iowa (11/5):** Converted all five extra point attempts and was 2-of-3 on field goals...Scored 11 points...His unsuccessful field goal attempt was blocked in the first quarter...Converted field goals of 30 and 37 yards. **at Indiana (11/12):** Converted all seven kicks on the afternoon...Hit his only field goal attempt, a 39-yarder...Was six-for-six on extra points. **at Rutgers (11/19):** Connected on all seven kicks in wet and windy conditions...Converted field goals of 32, 34, 40 and 32 yards...His four made field goals are a career high total...Also made all three extra point attempts...The 15 points scored are also a career high. **Michigan State (11/26):** Scored nine points with one field goal and six extra points...Connected on a 35-yard field goal in the second quarter. **vs. Wisconsin (12/3):** Tallied eight points in the game...Converted his only field goal attempt, a 24-yard attempt...Hit all five extra points.


» DAVIS' CAREER SCORING STATISTICS & GAME HIGHS

	FGM-A	%	0-19	20-29	30-39	40-49	50+	LG	XP	PTS
2015	8-8	100.0	2-2	3-3	2-2	1-1	-	42	11-11	35
2016	22-24	.917	1-1	6-6	12-14	3-3	-	40	55-55	121
CAREER	30-32	.938	3-3	9-9	14-16	4-4	-	42	66-66	156

Points Scored	15;	at Rutgers, 11/19/16
PATs Made	8;	at Purdue, 10/29/16
Field Goals Made	4;	at Rutgers, 11/19/16
Field Goals Attempted	4;	at Rutgers, 11/19/16
Longest Field Goal	42 yards;	Illinois, 10/31/15

» DAVIS' CAREER KICKOFF STATISTICS

	No.	Yds	AVG	TB	OB
2015	10	595	59.5	3	1
2016	-	-	-	-	-
CAREER	10	595	59.5	3	1



78
TOM
DEVENNEY

6-1 > 309 > Sr./Jr. Eligible
Center/Guard > Lititz, Pa.

» 2016

Season: Earned the Outstanding Run-on Award at the annual Nittany Lion Football Banquet.

Season: Appeared in one game...Made his season debut vs. Michigan State (11/26).



39
FRANK
DiLEO

5-9 > 210 > So./Fr. Eligible
Linebacker > Elmhurst, Ill.

» 2016

Season: Appeared in one game...Made his collegiate debut vs. Michigan State (11/26)...One of 27 freshmen (22 redshirt, 5 true) to appear in 2016.



53
DEREK
DOWREY

6-3 > 323 > Gr./Sr. Eligible
Guard/Center > Winchester, Va.

» 2016

Awards: Named to the *Pro Football Focus* Big Ten Team of the Week after his showing at Indiana (11/12)...Selected as the Iron Lion Award (strength & conditioning) winner at the annual Nittany Lion Football Banquet.

Season: Appeared in 13 games with six starts. **Kent State (9/3):** Helped pave the way for Saquon Barkley's 105-yard rushing effort and protected Trace McSorley, who posted his first career 200-yard passing game. **at Pitt (9/10):** Part of an offensive line that cleared the way for Saquon Barkley's four rushing touchdowns...Blocked for Trace McSorley's 332 passing yards, which ranks No. 16 in Penn State single game history. **Temple (9/17):** Part of a line that didn't allow a sack...Paved the way for three rushing touchdowns...Protected Trace McSorley in his third career 200-yard passing effort. **at Michigan (9/24):** Helped Saquon Barkley move into the top-30 on the career rushing list...Protected Trace McSorley, who threw a touchdown pass in his fifth straight game. **at Purdue (10/29):** Made one special teams tackle on punt coverage. **at Indiana (11/12):** Made one tackle following a Trace McSorley interception. **at Rutgers (11/19):** Helped Penn State pile up eighth game of 400-plus yards and the fourth game in 2016 with at least 500 yards...Protected Trace McSorley to the tune of 210 yards passing, his eighth 200-yard passing game of the season. **Michigan State (11/26):** Instrumental in Penn State gaining 463 yards of total offense, its ninth game with at least 400 yards...Helped Trace McSorley pile up 389 yards of total offense, the fifth-most in program history...McSorley threw for 376 yards - the sixth-highest total in school history - with four touchdown passes and rushed for 13 yards.

Note: Has three career tackles, including two in 2016.



45
JOE
DuMOND

5-10 > 240 > Fr./Fr. Eligible
Linebacker > Philadelphia, Pa.

» 2016

Season: Appeared in one game...Made his collegiate debut vs. Michigan State (11/26)...One of 27 freshmen (22 redshirt, 5 true) to appear in 2016.



7
KOA
FARMER

6-1 > 222 > Jr./So. Eligible
Linebacker > Lake View Terrace, Calif.

» 2016

Awards: Named to the *Pro Football Focus* National Team of the Week following his performance at Purdue (10/29).

Season: Appeared in 13 games with one start...Moved from safety to linebacker following the Temple game...Made his first career start vs. Maryland (10/8) at linebacker...One of 18 first time starters in 2016.

Kent State (9/3): Made his first career tackle in the fourth quarter, a combined stop with Jason Cabinda. **at Michigan (9/24):** Made three tackles. **Minnesota (10/1):** Had three tackles...Made his first career tackle for loss with a combined stop with Shareef Miller. **Maryland (10/8):** Notched a career-high five tackles...Logged his first career sack and forced fumble on the same play in the second quarter...Combined with Brandon on a third-quarter TFL to five him a career-high 1.5 tackles for loss on the



day...A part of a defense that allowed a season-low 11 first downs...Helped limit Maryland 14 points - all in the first half - 170 rushing yards and 270 yards of total offense, after the Terps entered averaging 43.2 points, 300.0 rushing and 466.2 yards of total offense per game. **Ohio State (10/22):** Made two tackles, one on special teams and one on defense. **at Purdue (10/29):** Made three stops...Added his first career pass breakup in the second quarter...Returned one kickoff for three yards. **Iowa (11/5):** Totaled three stops, including a fourth quarter sack of C.J. Beathard on third-and-2. **at Indiana (11/12):** Had three tackles. **at Rutgers (11/19):** Made one stop, a combined tackle for loss with Parker Cothren in the second quarter...Aided the Nittany Lions in compiling nine tackles for loss, the eighth time in 2016 they recorded at least 9.0 stops behind the line of scrimmage. **Michigan State (11/26):** Made two tackles. **vs. Wisconsin (12/3):** Recorded a fourth-quarter sack of Bart Houston for his lone stop.

» 2016 GAME-BY-GAME


Tackles (Solo-Assisted-Total)

KENT STATE 0-1-1; at Pitt 0-0-0; TEMPLE 0-0-0 at Michigan 2-1-3; MINNESOTA 2-1-3; MARYLAND 1-4-5; OHIO STATE 1-1-2; at Purdue 2-1-3; IOWA 3-0-3; at Indiana 0-3-3; at Rutgers 0-1-1; MICHIGAN STATE 0-2-2; vs. Wisconsin 1-0-1.

» FARMER'S CAREER STATISTICS & GAME HIGHS

	UA-A	TK	FF	FR	I	PBU	SACK	TFL
2015	-	-	-	-	-	-	-	-
2016	12-15	27	1	-	-	1	3.0-13	4.5-16
CAREER	12-15	27	1	-	-	1	3.0-13	4.5-16

Tackles 5; Maryland, 10/8/16
Sacks 1.0; Three Times: vs. Wisconsin, 12/3/16
Tackles for Loss 1.5; Maryland, 10/8/16
Forced Fumbles 1; Maryland, 10/8/16
Pass Breakups 1; at Purdue, 10/29/16



16
BILLY
FESSLER


5-11 > 188 > Jr./So. Eligible

Quarterback > Erie, Pa.

» 2016

Season: Appeared in four games...Held on all placements from Nov. 12 -26.

at Purdue (10/29): Made his collegiate debut in the fourth quarter.



72
BRIAN
GAIA

6-3 > 295 > Gr./Sr. Eligible

Guard/Center > Pasadena, Md.

» 2016

Awards: Earned honorable mention All-Big Ten from the conference coaches & media panel...Named to the *Pro Football Focus* National Team of the Week following his performance at Indiana (11/12)...Named to the *Pro Football Focus* Big Ten Team of the Week after his showing at Rutgers (11/19)...Named Academic All-Big Ten for the fourth time in his career... Won the Dick Maginnis Memorial Award (outstanding offensive lineman) and was honored with the Captain's Award at the annual Nittany Lion Football Banquet.


Season: Started 13 games...Named team captain...Moved from guard to center during spring practice...Has played defensive tackle (2013), offensive guard (2014 & 2015) and center (2016) in his career...Is the only player on the offensive line to play the same position the entire season.

Kent State (9/3): Started at center for the first time in his career... Helped pave the way for Saquon Barkley's 105-yard rushing effort and protected Trace McSorley, who posted his first career 200-yard passing game. **at Pitt (9/10):** Part of an offensive line that cleared the way for Saquon Barkley's four rushing touchdowns...Blocked for Trace McSorley's

332 passing yards, which ranks No. 16 in Penn State single game history.

Temple (9/17): Part of a line that didn't allow a sack...Paved the way for three rushing touchdowns...Protected Trace McSorley in his third career 200-yard passing effort. **at Michigan (9/24):** Helped Saquon Barkley move into the top-30 on the career rushing list...Protected Trace McSorley, who threw a touchdown pass in his fifth straight game. **Minnesota (10/1):** Helped Penn State to 471 yards of total offense, the most since racking up an identical total vs. Rutgers in 2015...Protected Trace McSorley to the tune of 408 yards of total offense (335 passing, 73 rushing), the third-highest total in school history. **Maryland (10/8):** Paved the way for 372 total rushing yards, the third-highest total for a Penn State team in Big Ten play and fourth-most in a game and fourth-most in any game for Penn State in the last 20 years...Guided the offense to 524 total yards, the most since 2014 vs. UCF (511) and the most in Big Ten play since 2012 vs. Indiana (546). **Ohio State (10/22):** Cleared the way for Saquon Barkley's 99 rushing yards. **at Purdue (10/29):** Helped Penn State gain more than 500 total yards, ending the game with 511...Blocked for Saquon Barkley's 207 rushing yards and Trace McSorley's 228 yards passing...Helped Penn State score eight offensive touchdowns in the game...Integral part of Penn State scoring 62 points, its most points since scoring 66 vs. Coastal Carolina in 2006 and the most in a Big Ten game since tallying 63 vs. Illinois in 2005.

Iowa (11/5): Blocked for a 167-yard rushing effort by Saquon Barkley and a 240-yard passing night for Trace McSorley...Helped Penn State to 599 yards of total offense, the most since recording 661 yards at Rutgers (1995) and the highest total offense output by Penn State against a Big Ten team since 653 yards against Michigan State (1994)...Overall Penn State rushed for 359 yards...His efforts enabled the Nittany Lions to go 7-of-14 on third down and the offense did not have a single three-and-out in the game. **at Indiana (11/12):** Helped protect Trace McSorley during his 332-yard passing game, the third of his career - all coming in 2016. **at Rutgers (11/19):** Helped Penn State pile up eighth game of 400-plus yards and the fourth game in 2016 with at least 500 yards...Protected Trace McSorley to the tune of 210 yards passing, his eighth 200-yard passing game of the season. **Michigan State (11/26):** Instrumental in Penn State gaining 463 yards of total offense, its ninth game with at least 400 yards... Helped Trace McSorley pile up 389 yards of total offense, the sixth-most in program history...McSorley threw for 376 yards - the fifth-highest total in school history - with four touchdown passes and rushed for 13 yards. **vs. Wisconsin (12/3):** Helped Penn State score 38 points, the most scored by a Wisconsin opponent since 2014 (Ohio State, 59) ... Protected quarterback Trace McSorley, who threw for 384 yards, which ranks No. 4 in Penn State history and broke the Big Ten Championship game passing record... Also gave McSorley time to connect on a Big Ten Championship game-record four passing touchdowns...Paved the way for Saquon Barkley's 83 yards rushing, which enabled him to break Evan Royster's Penn State sophomore rushing record.



19
GREGG
GARRITY

5-10 > 165 > Sr./Sr. Eligible

Wide Receiver > Pittsburgh, Pa.

» 2016

Awards: Named Academic All-Big Ten...Named the Ridge Riley Award Winner (senior for "sportsmanship, scholarship, leadership and friendship") at the annual Nittany Lion Football Banquet.

Season: Appeared in eight games, primarily as a punt returner.

Maryland (10/8): Saw time on the punt return unit. **Ohio State (10/22):** Returned a career-high two punts for a career-best 11 yards...Had a long return of seven yards in the third quarter. **at Indiana (11/12):** Returned one punt for three yards.

» 2016 GAME-BY-GAME


Punt Returns (Returns-Yards-TD-YPR)

KENT STATE DNP; at Pitt DNP; TEMPLE DNP; at Michigan DNP; MINNESOTA DNP; MARYLAND 0-0-0-0.0; OHIO STATE 2-11-0-5.5; at Purdue 0-0-0-0.0; IOWA 0-0-0-0.0; at Indiana 1-3-0-3.0; at Rutgers 0-0-0-0.0; MICHIGAN STATE 0-0-0-0.0; vs. Wisconsin 0-0-0-0.0.

» GARRITY'S CAREER PUNT RETURN STATISTICS & GAME HIGHS

	No.	Yds	AVG	TD	Lg
2013	1	9	9.0	-	9
2014	1	-	-	-	-
2015	2	9	4.5	-	5
2016	3	14	4.6	-	7
Career	7	32	4.5	-	9

Punt Returns 2; Ohio State, 10/22/16
Punt Return Yards 11; Ohio State, 10/22/16
Longest Punt Return 9 yards; Purdue, 11/16/13



88
MIKE
GESICKI

6-6 > 252 > Jr./Jr. Eligible

Tight End/H-Back > Manahawkin, N.J.

» 2016

Awards: Earned third-team All-American honors from *College Sports Madness*...Selected to the *Athlon Sports* All-Big Ten second team...Named to *Phil Steele's* All-Big Ten third team...Named All-Big Ten second team by the media panel...Selected honorable mention All-Big Ten by the conference coaches...First Penn State tight end to earn All-Big Ten first or second team honors since Kyle Carter (first team) in 2012...Earned All-ECAC honorable mention honors...Selected to the Mackey Award Preseason Watch List...Is on the Mackey Midseason Watch List...Named Academic All-Big Ten for the second time in his career.

Season: Started 13 games...Owns the single season record for receptions by a tight end with 47, passing Andrew Quarless (41, 2009), and yardage by a tight end at 668, besting Mickey Shuler's single season record of 600 receiving yards (1977)...Has four or more catches in seven of the last 11 games.

Rankings (Entering Bowl Season): Leads the Big Ten and is No. 7 nationally in receptions by a tight end (47)...Ranks No. 1 in the BTG and No. 4 in the FBS in receiving yards by a tight end (668).

Kent State (9/3): Made three receptions and one touchdown grab... Totaled 49 yards receiving. **at Pitt (9/10):** Caught four passes for 47 yards.

Temple (9/17): Logged 62 receiving yards on two catches...Hauled in a 52-yarder with a one-handed grab in the third quarter. **at Michigan (9/24):** Grabbed a career-high five passes for 23 yards. **Minnesota (10/1):** Tied a career high with five grabs for 70 yards...Hauled in a career-long 53 reception to set up first-and-goal, eventually leading to a Trace McSorley touchdown run. **Maryland (10/8):** Pulled in four receptions for 26 yards and one touchdown...Capped Penn State opening drive with a 5-yard catch-and-run that ended in a dive into the end zone. **Ohio State (10/22):** Caught four passes for 46 yards...Had a 16-yard grab on Penn State fourth quarter touchdown drive...Pulled in a 26-yarder on his first catch of the game on Penn State's opening drive. **at Purdue (10/29):** Made one catch, a 23-yard grab on third-and-10 on Penn State's opening drive, which eventually ended in a Saquon Barkley touchdown run. **Iowa (11/5):** Pulled down four catches for 65 yards...Caught three passes on Penn State's third scoring drive of the game, including a 43-yard catch-and-run that set up Trace McSorley's 1-yard touchdown run. **at Indiana (11/12):** Tied a career high with five catches for a career-best 88 yards... Made a 45-yard reception in the first quarter. **at Rutgers (11/19):** Tied his career high for the second straight week with five grabs...Totaled a game-high 47 receiving yards. **Michigan State (11/26):** Pulled in two passes for 65 yards and one touchdown...Made a leaping 45-yard grab and fell backwards into the end zone for a touchdown in the third quarter. **vs. Wisconsin (12/3):** Caught three passes for 58 yards and one touchdown... Hauled in a 33-yard touchdown grab to open the scoring for Penn State in the first quarter, his first TD reception outside of Beaver Stadium.

» 2016 GAME-BY-GAME

Receiving (Receptions-Yards-TD)

KENT STATE 3-49-1; at Pitt 4-47-0; TEMPLE 2-62-0; at Michigan 5-23-0; MINNESOTA 5-70-0; MARYLAND 4-26-1; OHIO STATE 4-46-0; at Purdue 1-23-0; IOWA 4-65-0; at Indiana 5-88-0; at Rutgers 5-47-0; MICHIGAN STATE 2-64-1; vs. Wisconsin 3-58-1.



@PennStateFBall



PSUFBall

2016


PSUnivald.com

GoPSUsports.com

» GESICKI'S CAREER OFFENSIVE STATISTICS & GAME HIGHS

	Att.-Yds.	Avg.	TD	LG	Rec.-Yds.	Avg.	TD	LG
2014	-	-	-	-	11-114	10.4	-	30
2015	-	-	-	-	13-125	9.6	1	33
2016	-	-	-	-	47-668	14.2	4	53
CAREER	-	-	-	-	71-907	12.8	5	53

Receptions 5; Four Times: Last at Rutgers, 11/19/16
Receiving Yards 88; at Indiana, 11/12/16
Receiving Touchdowns 1; Five Times: Last vs. Wisconsin, 12/3/16
Longest Reception 53 yards; Minnesota, 10/1/16



93
BLAKE
GILLIKIN

6-2 > 182 > Fr./Fr. Eligible
 Punter/Kicker > Smyrna, Ga.

» 2016

Awards: Selected to the *ESPN.com* True Freshman All-America Team...Named honorable mention *Campus Insiders* Freshman All-America... Earned honorable mention All-Big Ten from the conference coaches & media panel...Named to the *BTN.com* and *ESPN.com* All-Big Ten Freshman Team...Was a candidate for the Ray Guy Award, given to the nation's top collegiate punter.

Season: Started 13 games at punter...Is just the third true freshman to start at punter since 1946 (1979, Ralph Giacommaro; 2014 Daniel Pasquarello)...One of 18 first time starters in 2016...One of 27 freshmen (22 redshirt, 5 true) to appear in 2016...Has seven kicks downed inside the opponent's 10-yard line.

Rankings (Entering Bowl Season): Is No. 44 in the NCAA and No. 3 in the Big Ten in punting average (42.1 ypp).

Kent State (9/3): Hit six punts for 282 yards...Averaged 47.0 yards per punt, which is the fourth-best performance by a freshman in Penn State history...Booted a long punt of 58 yards...Pinned two punts inside the 20. **at Pitt (9/10):** Punted five times - four in the first half - for 233 yards...Averaged 46.6 yards per punt...His 69-yard punt in the fourth quarter was a career long and Penn State's longest punt since Anthony Fera had a 69-yard punt (vs. Purdue, 2011)...The 69-yard punt is the second-longest punt by a freshman in Penn State history behind Fera's 74-yarder (2010)... Pinned the Panthers inside their own 20 yard line on three occasions, including two inside the 10...Pinned Pitt at its own 1-yard line with his first punt of the game. **Temple (9/17):** Hit three punts, including just one in the second half, averaging 35.0 yards per punt...Pinned Temple at its own 1-yard line on his first punt...Had two punts downed inside the Temple 20. **at Michigan (9/24):** Punted six times for an average of 45.0 yards...Pinned Michigan inside its own 10-yard line on a third quarter punt. **Minnesota (10/1):** Punted six times for an average of 39.2 yards...Dropped one punt inside the Minnesota 20. **Maryland (10/8):** Hit three punts for an average of 34.0 yards...Downed two punts inside the Maryland 20...Pinned Maryland at its own 7-yard line on his second punt of the afternoon...Had a punt blocked in the second quarter...Didn't not handle punting duties in the second half. **Ohio State (10/22):** Hit a career-high seven punts for 264 yards...Pinned three punts inside the OSU 20, including his sixth punt inside an opponent's 10-yard line in the first quarter...Four punts were fair caught by the Buckeyes. **at Purdue (10/29):** Punted three times for an average of 41.3 yards...Had one punt of 50-plus yards. **Iowa (11/5):** Averaged 40.5 yards on two punts...Had two punts inside the Iowa 20-yard line...One punt was downed at the Iowa 11-yard line and one was fair caught at the 14-yard line. **at Indiana (11/12):** Booted six punts for an average of 38.8 yards...Had three kicks end in fair catches...Hit a long punt of 50 yards. **at Rutgers (11/19):** Hit three punts for an average of 47.7 yards...Knocked one punt inside the RU 20-yard line...Had one punt of 50 yards...One punt was fair-caught. **Michigan State (11/26):** Averaged 46.8 yards per punt on four kicks... Had two punts downed inside the MSU 20-yard line, including one at the Spartan 2-yard line...Recorded one 50-plus yard punt with a 54-yard effort on his second kick of the game. **vs. Wisconsin (12/3):** Hit a pair of punts for an average of 49.0 yards per punt...Had one punt land inside the Wisconsin 20-yard line.

» GILLIKIN'S CAREER PUNTING STATISTICS & GAME HIGHS

	Punts	Yards	Avg.	I-20	FC	50+	LG	BLK
2016	56	2,357	42.1	21	18	10	69	1
CAREER	56	2,357	42.1	21	18	10	69	1

Punt Attempts 7; Ohio State, 10/22/16
Punt Yards 282; Kent State, 9/3/16
Punt Average 49.0; vs. Wisconsin, 12/3/16
Longest Punt 69; at Pitt, 9/10/16



30
KEVIN
GIVENS

6-1 > 275 > So./Fr. Eligible
 Defensive Tackle > Altoona, Pa.

» 2016

Awards: Named to *Campus Insiders* Freshman All-America second team... Selected to the *BTN.com* and *ESPN.com* All-Big Ten Freshman Team... Named to the *Pro Football Focus* Big Ten Team of the Week following his performance vs. No. 2 Ohio State (10/22).

Season: Appeared in 13 games with six starts...One of 18 first time starters in 2016...One of 27 freshmen (22 redshirt, 5 true) to appear in 2016.

Kent State (9/3): Started his first career game...Made three stops... Recorded his first career tackle in the first quarter, a combined stop with Christian Campbell. **Temple (9/17):** Collected two tackles...Recorded his first career tackle for loss, a third quarter solo takedown behind the line...A part of a front seven that limited Temple to just 38 rushing yards, the fewest since holding Illinois to 37 yards on the ground in 2015. **at Michigan (9/24):** Tied a career high with three stops. **Minnesota (10/1):** Recorded a career-high-tying three tackles...Had one tackle for loss, including a combined sack with Robert Winsor in the fourth quarter. **Maryland (10/8):** Had one tackle...Made the first full sack of his career with a solo takedown of Tyrrell Pigrome in the fourth quarter...A part of a defense that allowed a season-low 11 first downs...Helped limit Maryland 14 points - all in the first half - 170 rushing yards and 270 yards of total offense, after the Terps entered averaging 43.2 points, 300.0 rushing and 466.2 yards of total offense per game. **Ohio State (10/22):** Made two tackles...Combined with Evan Schwan on a fourth down sack of J.T. Barrett to seal Penn State's first win over a Top 2 team since 1990 (at No. 1 Notre Dame) and the first at home since 1982 (No. 2 Nebraska)...Helped the defense to a season-high 11.0 tackles for loss, the most TFLs since posting 11.0 vs. Maryland in 2015...The 11.0 tackles for loss are the most yielded by the Buckeyes since giving up 11.0 vs. Alabama (2015)...The 6.0 sacks given up by Ohio State are the most since yielding 7.0 against Virginia Tech (2014). **at Purdue (10/29):** Recovered his first career fumble in the fourth quarter...Helped Penn State force four turnovers. **Iowa (11/5):** Made three hits, including a third quarter sack of C.J. Beathard. **at Indiana (11/12):** Logged one tackle...Combined with Garrett Sickness on a first quarter sack of Richard Lagow...Broke up his first career pass in the fourth quarter...Recovered the second of Penn State's five fumbles...Was a part of a defense that forced a season-high five turnovers, the most since forcing five against Maryland in 2015...Penn State's five fumble recoveries were its most since recovering five versus FIU in 2007...Helped the Nittany Lion defense generate nine tackles for loss, marking the seventh time in 2016 the unit has posted at least 9.0 TFL in a game. **at Rutgers (11/19):** Notched two stops...Made a solo tackle for loss in the second quarter...Aided the Nittany Lions in compiling nine tackles for loss, the eighth time in 2016 they recorded at least 9.0 stops behind the line of scrimmage. **Michigan State (11/26):** Made two tackles...Sacked Tyler O'Conner for a loss of eight yards on the final play of the third quarter. **vs. Wisconsin (12/3):** Had two solo stops...Made a solo stop on third down to force a Badger punt in the fourth quarter.

» 2016 GAME-BY-GAME

Tackles (Solo-Assisted-Total)
 KENT STATE 0-3-3; at Pitt 0-0-0; TEMPLE 1-1-2; at Michigan 2-1-3; MINNESOTA 1-2-3; MARYLAND 1-0-1; OHIO STATE 0-2-2; at Purdue 0-0-0; IOWA 2-1-3; at Indiana 0-1-1; at Rutgers 1-1-2; MICHIGAN STATE 1-1-2; vs. Wisconsin 2-0-2.

» GIVENS' CAREER STATISTICS & GAME HIGHS

	UA-A	TK	FF	FR	I	PBU	SACK	TFL
2016	11-13	24	-	2	-	1	4.5-28	7.0-33
CAREER	11-13	24	-	2	-	1	4.5-28	7.0-33

Tackles 3; Four Times: Last Iowa, 11/5/16
Sacks 1.0; Three Times: Last Michigan State, 11/26/16
Tackles for Loss 1.0; Five Times: Last Michigan State, 11/26/16
Fumble Recoveries 1; Twice: Last at Indiana, 11/12/16
Pass Breakup 1; at Indiana, 11/12/16



12
CHRIS
GODWIN

6-1 > 205 > Jr./Fr. Eligible
 Wide Receiver > Middletown, Del.

» CAREER NOTES & RECORDS

Is tied for No. 6 on the career touchdown receptions chart with 16 scoring grabs in his three seasons...Is the eighth player in PSU history to eclipse 2,000 career receiving yards...Ranks No. 5 on the career receiving yards list with 2,217 yards...Sits tied for No. 7 on the career receptions charts (144) with Derek Moye (2008-11)...Is one of 14 players to eclipse the 100 career catch mark, joining teammate DaeSean Hamilton and current assistant coach Terry Smith (108; 1989-91)...Godwin and Hamilton are just the second set of teammates with 100-plus career receptions, joining Derrick Williams, Jordan Norwood and Deon Butler (2005-08)...Owns eight career 100-yard receiving games, with two in 2016, five coming in 2015 and the other coming against Boston College in the 2014 New Era Pinstripe Bowl...Has at least one catch in 37 of 39 career games, including a stretch of 19-straight games with from 2014-16...Made four or more grabs in 20 of his last 27 games dating back to 2014...Became just the third Penn State wide receiver (Bobby Engram, Allen Robinson) to eclipse the 1,000-yard mark in a single season, finishing second on the season receiving yards list with 1,101 yards...Finished fourth on the Penn State season receptions list with 69 in 2015...Owns the Penn State record for career bowl receiving yardage (273 yards in two bowls)...Ranks second (140; 2014 Pinstripe Bowl) and third (133; 2016 TaxSlayer Bowl) in individual bowl game receiving yardage.

» 2016

Awards: Named to *Phil Steele's* and the *Athlon Sports* All-Big Ten third team...Selected All-Big Ten third team by the media panel...Named honorable mention All-Big Ten by the conference coaches...Named *Pro Football Focus* All-Big Ten second team...Selected to the Maxwell Award and Biletnikoff Award Preseason Watch Lists...Named to the *Pro Football Focus* Big Ten Team of the Week following his performance vs. Michigan State (11/26)...Named Academic All-Big Ten for the second time in his career.

Season: Started 13 games...His nine receiving scores this season rank tied for No. 5 on the Penn State single season charts...Broke the junior receiving touchdowns record (9)...Ranks No. 17 on the single season receiving yard charts with 795 in 2016.

Rankings (Entering Bowl Season): Sits No. 88 nationally and No. 5 in the Big Ten in yards per reception (15.90 ypr)...Is No. 3 in the Big Ten and No. 32 in the FBS in receiving touchdowns (9)...Ranks No. 6 in the Big Ten in receiving yards (795).

Kent State (9/3): Made seven catches for 67 yards to lead the team in both categories...Became the 14th member of the 100-catch club with his sixth grab of the game...Hauled in a 26-yard pass during Penn State's first scoring drive of the game...Made a 7-yard grab on third-and-7 to extend Penn State's final scoring drive. **at Pitt (9/10):** Nabbed four passes for 36 yards...Caught a 15-yard pass for a first down on third-and-1 during Penn State's second scoring drive. **Temple (9/17):** Made seven catches for 117 yards, posting his seventh career 100-yard receiving game...Hauled in a 52-yard touchdown reception to open the scoring in the first quarter...Also had a 23-yard catch in the second quarter. **at Michigan (9/24):** Only catch was an 8-yard touchdown catch in the fourth quarter. **Minnesota (10/1):** Corralled four catches for 97 yards... Made a 20-yard catch on third-and-10 during the game-tying drive late in the fourth quarter...Also made a 32-yard reception in the fourth



@PennStateFBall



PSUFBall

2016

PSUnivald.com

GoPSUsports.com

quarter. **Ohio State (10/22):** Caught two passes for 39 yards...Both catches came on the same second quarter drive...Helped convert a third-and-8 with a 19-yard grab and then hauled in a 20-yard touchdown pass from Trace McSorley with nine seconds left in the second quarter to open the scoring for Penn State...Had one rush for a career-long 13 yards in the first quarter. **at Purdue (10/24):** Hauled in five passes for 58 yards...Tied his career high with two touchdown catches...Had scoring grabs of 38 yards and 1-yard. **Iowa (11/5):** Totaled 87 yards on four catches...Had a 13-yard grab on third-and-5 to extend Penn State's second scoring drive. **at Indiana (11/12):** Tied his career high with two touchdown grabs... Caught five passes for 82 yards to move past the 2,000-yard receiving mark for his career. **at Rutgers (11/19):** Totaled three receptions for 36 yards. **Michigan State (11/26):** Grabbed five passes for 135 yards and tied a career high with two touchdown catches...Caught scoring strikes of 34 and 59 yards in the third quarter...Made an 18-yard reception on third-and-10 during Penn State's first scoring drive. **vs. Wisconsin (12/3):** Made three catches for 33 yards.

» 2016 GAME-BY-GAME

Rushing (Carries-Yards-TD)

KENT STATE 0-0-0; at Pitt 0-0-0; TEMPLE 0-0-0; at Michigan 0-0-0; MINNESOTA 0-0-0; MARYLAND 0-0-0; OHIO STATE 1-13-0; at Purdue 0-0-0; IOWA 0-0-0; at Indiana 0-0-0; at Rutgers 0-0-0; MICHIGAN STATE 0-0-0; vs. Wisconsin 0-0-0.

Receiving (Receptions-Yards-TD)

KENT STATE 7-67-0; at Pitt 4-36-0; TEMPLE 7-117-1; at Michigan 1-8-1; MINNESOTA 4-97-0; MARYLAND 0-0-0; OHIO STATE 2-39-1; at Purdue 5-58-2; IOWA 4-87-0; at Indiana 5-82-2; at Rutgers 3-36-0; MICHIGAN STATE 5-135-2; vs. Wisconsin 3-33-0.

» GODWIN'S CAREER OFFENSIVE STATISTICS & GAME HIGHS

	Att.	Yds.	Avg.	TD	LG	Rec.	Yds.	Avg.	TD	LG
2014	2-1	0.5	-	1	25-321	12.8	2	72		
2015	-	-	-	-	69-1,101	16.0	5	56		
2016	1-13	13.0	-	13	50-795	15.9	9	59		
CAREER	3-14	4.7	-	13	144-2,217	15.4	16	72		

Rushing Attempts 2; at Michigan State, 11/29/14
Rushing Yards 13; Ohio State, 10/22/16
Longest Rush 13 yards; Ohio State, 10/22/16
Receptions 11; at Michigan State, 11/28/15
Receiving Yards 140; vs. Boston College, 12/27/14
Receiving Touchdowns 2; Four Times: Last Michigan State, 11/26/16
Longest Reception 72 yards; vs. Boston College, 12/27/14



b
MALIK
GOLDEN

6-0 > 205 > Gr./Sr. Eligible
 Safety > Hartford, Conn.

» 2016

Awards: Given the Quarterback Club Special Award at the annual Nittany Lion Football Banquet.

Season: Started 12 games...Owns a career-high 68 tackles.

Kent State (9/3): Collected three tackles...Broke up a career-best two passes. **at Pitt (9/10):** Made six tackles, including a career-high 1.5 tackles for loss...Nabbed his second career interception on a tipped pass in the second quarter...Combined with Robert Windsor on a TFL in the second quarter...Made a solo TFL on a swing pass to force a Pitt punt on and get Penn State the ball back trailing by three with 3:56 to play in the game. **Temple (9/17):** Posted a game-high nine tackles to tie his then-career best (at Michigan State, 2015). **at Michigan (9/24):** Posted his first career double-digit tackle game with 11 hits - eight solo... Had 1.0 tackle for loss, a second-quarter takedown behind the line of scrimmage...Added one pass breakup. **Maryland (10/8):** Made six stops - three solo...A part of a defense that allowed a season-low 11 first downs... Helped limit Maryland 14 points - all in the first half - 170 rushing yards and 270 yards of total offense, after the Terps entered averaging 43.2 points, 300.0 rushing and 466.2 yards of total offense per game. **Ohio State (10/22):** Logged six stops - three solo...Helped the defense hold

Ohio State scoreless in two quarters for the first time since Michigan State in 2015, which was Ohio State's last loss. **at Purdue (10/29):** Ranked second on the team with eight stops - five solo...Made a solo tackle for loss in the third quarter...Helped the defense hold Purdue to just 46 yards rushing, the second opponent held under 50 yards rushing in 2016. **Iowa (11/5):** Made one tackle...Helped the defense hold Iowa to just 30 yards rushing, which was 137.9 yards below the Hawkeyes' season average (167.9 ypg)...It was the fewest rushing yards allowed by Penn State since holding Massachusetts to three yards in 2014...It marked the first time Penn State had held two consecutive opponents to 46 yards rushing or fewer since 2007 (Notre Dame, zero yards; FIU, minus-3 yards)...It was the first time since Penn State joined the Big Ten that it held consecutive conference opponents to 50 yards or less of rushing. **at Indiana (11/12):** Posted six tackles - all solo...Forced and recovered his first fumbles in the game...Was a part of a defense that forced a season-high five turnovers, the most since forcing five against Maryland in 2015...Penn State's five fumble recoveries were its most since recovering five versus FIU in 2007. **at Rutgers (11/19):** Made one tackle, which was a tackle for loss on the first Rutgers play from scrimmage...Helped hold Rutgers to just 87 yards of total offense, the fewest given up by Penn State in Big Ten play and the fewest since 2006 vs. Temple (74)...The five first downs allowed are the fewest in B1G play and fewest since 2006 vs. Temple (2)...Aided the Nittany Lions in compiling nine tackles for loss, the eighth time in 2016 they recorded at least 9.0 stops behind the line of scrimmage. **Michigan State (11/26):** Made five tackles. **vs. Wisconsin (12/3):** Had six tackles - four solo...Combined with Manny Bowen on a second-quarter tackle for loss.

» 2016 GAME-BY-GAME


Tackles (Solo-Assisted-Total)

KENT STATE 3-0-3; at Pitt 3-3-6; TEMPLE 3-6-9; at Michigan 8-3-11; MINNESOTA DNP; MARYLAND 3-3-6; OHIO STATE 3-3-6; at Purdue 5-3-8; IOWA 0-1-1; at Indiana 6-0-6; at Rutgers 1-0-1; MICHIGAN STATE 2-3-5; vs. Wisconsin 4-2-6.

» GOLDEN'S CAREER STATISTICS & GAME HIGHS

	UA-A	TK	FF	FR	I	PBU	SACK	TFL
2013	3-5	8	-	-	-	1	-	-
2014	4-3	7	-	-	-	1	-	0.5-1
2015	17-23	40	-	-	1	1	-	-
2016	41-27	68	1	1	1	3	-	5.0-13
CAREER	65-58	123	1	1	2	6	-	5.5-14

Tackles 11; at Michigan, 9/24/16
Tackles for Loss 1.5; at Pitt, 9/10/16
Forced Fumbles 1; at Indiana, 11/12/16
Fumble Recoveries 1; at Indiana, 11/12/16
Interceptions 1; Twice: Last at Pitt, 9/10/16
Pass Breakups 2; Kent State, 9/3/16



57
STEVEN
GONZALEZ

6-4 > 334 > So./Fr. Eligible
 Guard/Center > Union City, N.J.

» 2016

Season: Appeared in 10 games with two starts...One of 18 first time starters in 2016...One of 27 freshmen (22 redshirt, 5 true) to appear in 2016...Made his first career start at Rutgers (11/19).

Kent State (9/3): Made his first career appearance. **at Indiana (11/12):** Saw his most extensive action of the season following Paris Palmer leaving the game in the first quarter. **at Rutgers (11/19):** Helped Penn State pile up eighth game of 400-plus yards and the fourth game in 2016 with at least 500 yards...Protected Trace McSorley to the tune of 210 yards passing, his eighth 200-yard passing game of the season. **Michigan State (11/26):** Instrumental in Penn State gaining 463 yards of total offense, its ninth game with at least 400 yards...Helped Trace McSorley pile up 389 yards of total offense, the sixth-most in program history... McSorley threw for 376 yards - the fifth-highest total in school history - with four touchdown passes and rushed for 13 yards. **vs. Wisconsin (12/3):** Helped Penn State score 38 points, the most scored by a Wisconsin opponent since 2014 (Ohio State, 59) ... Protected quarterback

Trace McSorley, who threw for 384 yards, which ranks No. 4 in Penn State history and broke the Big Ten Championship game passing record... Also gave McSorley time to connect on a Big Ten Championship game-record four passing touchdowns...Paved the way for Saquon Barkley's 83 yards rushing, which enabled him to break Evan Royster's Penn State sophomore rushing record.



37
CHRIS
GULLA

6-1 > 196 > Sr./Jr. Eligible
 Kicker/Punter > Toms River, N.J.

» 2016

Awards: Named Academic All-Big Ten for the third time in his career.

Season: Appeared in 10 games...Served as the holder on placements in 10 games.

» GULLA'S CAREER PUNTING STATISTICS & GAME HIGHS

	Punts	Yards	Avg.	I-20	FC	50+	LG	BLK
2014	28	1045	37.3	9	11	4	53	1
2015	23	868	37.7	8	6	3	52	-
2016	-	-	-	-	-	-	-	-
CAREER	51	1,913	37.5	17	17	7	53	1

Punt Attempts 7; San Diego State, 9/26/15
Punt Yards 294; San Diego State, 9/26/15
Longest Punt 53 yards; Akron, 9/6/14

Note: Has three career kickoffs for an average of 47.0 yards.



15
GRANT
HALEY

5-9 > 185 > Jr./Fr. Eligible
 Cornerback > Atlanta, Ga.

» CAREER NOTES & RECORDS

Became the first player in school history to return a blocked field goal for a touchdown vs. Ohio State (10/22), taking it back 60 yards following a Marcus Allen block...Broke the Penn State season record with 32 kickoff returns in 2014 (Chaz Powell, 27; 2011)...His 659 kickoff return yards in 2014 rank second on the school season list (Powell, 733 yards; 2011)... His first career interception was returned for a touchdown against Temple and was the first defensive touchdown scored by a Penn State true freshman since Paul Posluszny returned an interception against Indiana on the same date (Nov. 15) in 2003.

» 2016

Awards: Named CoSIDA Academic All-District...Earned Co-Big Ten Special Teams Player of the Week (Marcus Allen, PSU) and Rose Bowl Game Big Ten Player of the Week after returning a blocked field goal for the game-winning touchdown vs. No. 2 Ohio State (10/22)...Named Academic All-Big Ten for the second time in his career.

Season: Appeared in 11 games with 10 starts.

Minnesota (10/1): Totaled a career-high-tying seven stops. **Maryland (10/8):** Posted two tackles...A part of a defense that allowed a season-low 11 first downs...Helped limit Maryland 14 points - all in the first half - 170 rushing yards and 270 yards of total offense, after the Terps entered averaging 43.2 points, 300.0 rushing and 466.2 yards of total offense per game. **Ohio State (10/22):** Made three assisted tackles... Returned Marcus Allen's blocked field goal for 60 yards and the game-winning score with 4:27 to play in the fourth quarter...The return marks the first field goal return for a touchdown in Penn State history...Helped the defense hold Ohio State scoreless in two quarters for the first time since Michigan State in 2015, which was Ohio State's last loss. **at Purdue (10/29):** Made three tackles...Helped the defense hold Purdue to just 46 yards rushing, the second opponent held under 50 yards rushing in 2016.

Iowa (11/5): Totaled three tackles...Helped the defense hold Iowa to just 30 yards rushing, which was 137.9 yards below the Hawkeyes' season average (167.9 ypg)...It was the fewest rushing yards allowed by Penn State since holding Massachusetts to three yards in 2014...It marked the first time Penn State had held two consecutive opponents to 46 yards rushing or fewer since 2007 (Notre Dame, zero yards; FIU, minus-3 yards)...It was the first time since Penn State joined the Big Ten that it held consecutive conference opponents to 50 yards or less of rushing. **at Indiana (11/12):** Made three solo stops...Broke up a career-high-tying two passes. **at Rutgers (11/19):** Made a pair of stops, including a solo tackle for loss in the third quarter...Aided the Nittany Lions in compiling nine tackles for loss, the eighth time in 2016 they recorded at least 9.0 stops behind the line of scrimmage. **Michigan State (11/26):** Logged four tackles...Combined with Evan Schwan on a fourth-quarter tackle for loss. **vs. Wisconsin (12/3):** Made five tackles - four solo...Had three tackles on Wisconsin's final drive...Made the final Penn State stop of the game on fourth-and-1 from the Penn State 24, holding first-team All-Big Ten running back Corey Clement to no gain.

» 2016 GAME-BY-GAME

Tackles (Solo-Assisted-Total)

KENT STATE 0-0-0; at Pitt 0-0-0; TEMPLE DNP; at Michigan DNP; MINNESOTA 2-5-7; MARYLAND 1-1-2; OHIO STATE 0-3-3; at Purdue 2-1-3; IOWA 2-1-3; at Indiana 3-0-3; at Rutgers 2-0-2; MICHIGAN STATE 2-2-4; vs. Wisconsin 4-1-5.

» HALEY'S CAREER STATISTICS & GAME HIGHS

	UA-A	TK	FF	FR	I	PBU	SACK	TFL
2014	12-6	18	-	-	1	2	-	-
2015	27-15	42	1	-	2	7	-	2.0-10
2016	18-14	32	-	-	-	2	-	1.5-4
CAREER	57-35	92	1	-	3	11	-	3.5-14

Tackles 7; Twice: Last Minnesota, 10/1/16
Tackles for Loss 1.0; Twice: Last at Rutgers, 11/19/16
Forced Fumbles 1; at Northwestern, 11/7/15
Interceptions 1; Three Times: Last vs. Maryland, 10/24/15
Long Interception Return 30 yards; Temple, 11/15/14
Pass Breakups 2; Twice: Last at Indiana, 11/12/16

Note: Has two career touchdowns - returned a blocked kick 60 yards for a touchdown vs. Ohio State in 2016 and returned an interception 30 yards for a score against Temple in 2014.



5
DAESEAN
HAMILTON

6-1 > 205 > Sr./Jr. Eligible

Wide Receiver > Fredericksburg, Va.

» CAREER NOTES & RECORDS

Caught at least one pass in 34 straight games to begin his career, a streak that was snapped vs. Iowa (11/5)...Has at least one catch in 38 of 39 career games...Ranks tied for No. 4 on Penn State's all-time receptions list with 161 catches...Ranks 10th on Penn State's all-time receiving yardage list (1,985)...Has 16 career games with five-plus receptions...Is one of just 14 Nittany Lions with 100-plus career receptions, joining teammate Chris Godwin and current assistant coach Terry Smith (108, 1989-91)...Hamilton and Godwin are just the second set of teammates with 100-plus career receptions, joining Derrick Williams, Jordan Norwood and Deon Butler (2005-08)...His 82 catches in 2014 rank second on Penn State's single season charts...Broke the Penn State freshman records for receptions (14) and receiving yards (165) in a game and season in 2014...His 82 receptions rank second in a season in school history, trailing only Allen Robinson (97 in 2013)...Broke the Penn State game reception record with 14 catches against No. 13 Ohio State...In just the sixth game of the season, broke the Penn State freshman record for receptions in a season with his second of seven catches at Michigan, passing Butler's mark of 37 from the 2005 season...Set the program freshman record for receiving yards in a season against Maryland, passing Butler's mark of 691 yards in 2005...One of just six Penn State freshmen to record a 100-yard receiving game and his four 100-yard efforts are the most by a Penn State freshman, surpassing Butler's two from 2005.

» 2016

Awards: Named Academic All-Big Ten for the third time in his career.

Season: Appeared in 13 games with 12 starts.

Kent State (9/3): Had two catches for nine yards and one touchdown. **at Pitt (9/10):** Hauled in a game-high eight receptions for 82 yards... Caught the two-point conversion pass from Trace McSorley that pulled Penn State within three points with 5:00 to play in the game...Had one tackle. **Temple (9/17):** Collected two catches for 50 yards...Closed the third quarter with a 45-yard catch-and-run to set up a 30-yard Tyler Davis field goal...Recovered a Temple onside kick attempt late in the fourth quarter. **at Michigan (9/24):** Made one catch for 11 yards...Gained 11 yards and a first down on Penn State's touchdown drive in the fourth quarter. **Minnesota (10/1):** Pulled down three passes for 17 yards. **Maryland (10/8):** Made two grabs for 35 yards. **Ohio State (10/22):** Had one catch for 34 yards on Penn State's first scoring drive. **at Purdue (10/29):** Made one catch for 14 yards. **at Indiana (11/12):** Caught three passes for 85 yards...Hauled in a career-long 54-yard catch to set up the first rushing touchdown of the game for Saquon Barkley. **at Rutgers (11/19):** Caught two passes for 35 yards. **Michigan State (11/26):** Got Penn State's second scoring drive started with a leaping grab for 16 yards on the sideline for his only catch of the game. **vs. Wisconsin (12/3):** Pulled down a game-high eight catches, which ranks second in Big Ten Championship game history (9 - Keshawn Martin, MSU)...Totaled 118 yards receiving on the night for his fifth career 100-yard game... Caught all eight targets, with five of his catches going for first downs... Had receptions of 38 and 25 yards on Penn State's go-ahead scoring drive in the fourth quarter.

» 2016 GAME-BY-GAME

Rushing (Carries-Yards-TD)

KENT STATE 0-0-0; at Pitt 0-0-0; TEMPLE 1-(-12)-0; at Michigan 0-0-0; MINNESOTA 0-0-0; MARYLAND 0-0-0; OHIO STATE 0-0-0; at Purdue 0-0-0; IOWA 0-0-0; at Indiana 0-0-0; at Rutgers 0-0-0; MICHIGAN STATE 0-0-0; vs. Wisconsin 0-0-0.

Receiving (Receptions-Yards-TD)

KENT STATE 2-9-1; at Pitt 8-82-0; TEMPLE 2-50-0; at Michigan 1-11-0; MINNESOTA 3-17-0; MARYLAND 2-35-0; OHIO STATE 1-34-0; at Purdue 1-14-0; IOWA 0-0-0; at Indiana 3-85-0; at Rutgers 2-35-0; MICHIGAN STATE 1-16-0; vs. Wisconsin 8-118-0.

» HAMILTON'S CAREER OFFENSIVE STATISTICS & GAME HIGHS

	Att.-Yds.	Avg.	TD	LG	Rec.-Yds.	Avg.	TD	LG
2014	8-32	4.0	-	11	82-899	11.0	2	51
2015	-	-	-	-	45-580	12.9	6	48
2016	1-(-12)	(-12.0)	-	-	34-506	14.9	1	54
CAREER	9-20	2.2	-	11	161-1,985	12.3	9	54

Receptions 14; Ohio State, 10/25/14
Receiving Yards 165; vs. UCF, 8/30/14
Receiving Touchdowns 1; Nine Times: Last Kent State, 9/3/16
Longest Reception 54 yards; at Indiana, 11/12/16

All-Purpose Yards 165; vs. UCF, 8/30/14

Note: Has two career tackles.



86
CODY
HODGENS

5-7 > 173 > Gr./Jr. Eligible

Wide Receiver > Wesley Chapel, Fla.

» 2016

Season: Appeared in one game...Made his Penn State debut vs. Michigan State (11/26).



18
JONATHAN
HOLLAND

6-4 > 245 > So./Fr. Eligible

Tight End/H-Back > Brandywine, Md.

» 2016

Season: Appeared in 12 games, primarily on special teams...One of 27 freshmen (22 redshirt, 5 true) to appear in 2016.

Kent State (9/3): Made his collegiate debut.



96
IMMANUEL
IYKE

6-2 > 280 > So./Fr. Eligible

Defensive Tackle > Hackettstown, N.J.

» 2016

Season: Appeared in one game...Made his collegiate debut vs. Michigan State (11/26)...One of 27 freshmen (22 redshirt, 5 true) to appear in 2016...A former United States Marine, Iyke led the team onto the field carrying the American flag on Nov. 5 vs. Iowa during Penn State's Military Appreciation Game.



76
STERLING
JENKINS


6-8 > 328 > So./Fr. Eligible

Tackle > Pittsburgh, Pa.

» 2016

Season: Appeared in 11 games...One of 27 freshmen (22 redshirt, 5 true) to appear in 2016.

Kent State (9/3): Made his collegiate debut.



36
JAN
JOHNSON

6-2 > 216 > So./Fr. Eligible

Linebacker > Mohnton, Pa.

» 2016

Season: Appeared in one game...One of 27 freshmen (22 redshirt, 5 true) to appear in 2016...Is the second Penn State linebacker to suffer a season-ending injury.

at Michigan (9/24): Made his collegiate debut in the second quarter... Totaled his first two career tackles...Left the game in the second quarter with a season-ending injury.

» 2016 GAME-BY-GAME

Tackles (Solo-Assisted-Total)

KENT STATE DNP; at Pitt DNP; TEMPLE DNP; at Michigan 1-1-2; MINNESOTA INJ; MARYLAND INJ; OHIO STATE INJ; IOWA INJ; at Indiana INJ; at Rutgers INJ; MICHIGAN STATE INJ; vs. Wisconsin INJ.

» JOHNSON'S CAREER STATISTICS & GAME HIGHS

	UA-A	TK	FF	FR	I	PBU	SACK	TFL
2016	1-1	2	-	-	-	-	-	-
CAREER	1-1	2	-	-	-	-	-	-

Tackles 2; at Michigan, 9/24/16



@PennStateFBall



PSUFBall

2016

PSUnivald.com

GoPSUsports.com



84
JUWAN
JOHNSON

6-4 > 218 > So./Fr. Eligible

Wide Receiver > Glassboro, N.J.

» 2016

Awards: Named Academic All-Big Ten.

Season: Appeared in 13 games, primarily on special teams...One of 18 first time starters in 2016...Made his first career start at Purdue (10/29)... One of 27 freshmen (22 redshirt, 5 true) to appear in 2016...Ranks tied for No. 2 on the team with seven special teams tackles.

Kent State (9/3): Made his collegiate debut. **at Pitt (9/10):** Collected his first collegiate reception, a 27-yard grab from Trace McSorley on Penn State's final scoring drive of the game. **Minnesota (10/1):** Made one special teams tackle. **Maryland (10/8):** Had one special teams tackle. **at Purdue (10/29):** Made two special teams tackles. **at Indiana (11/12):** Had one stop on kickoff return. **at Rutgers (11/19):** Blocked a third-quarter punt that set up Penn State's first touchdown of the game...Made one tackle on special teams...Returned one punt for 20 yards. **Michigan State (11/26):** Lone reception came in the fourth quarter, going to 43 yards. **vs. Wisconsin (12/3):** Made one solo stop on kickoff coverage.

» 2016 GAME-BY-GAME

Receiving (Receptions-Yards-TD)

KENT STATE 0-0-0; at Pitt 1-27-0; TEMPLE 0-0-0; at Michigan 0-0-0; MINNESOTA 0-0-0; MARYLAND 0-0-0; OHIO STATE 0-0-0; at Purdue 0-0-0; IOWA 0-0-0; at Indiana 0-0-0; at Rutgers 0-0-0; MICHIGAN STATE 1-43-0; vs. Wisconsin 0-0-0.

» JOHNSON'S CAREER OFFENSIVE STATISTICS & GAME HIGHS

	Att.-Yds.	Avg.	TD	LG	Rec.-Yds.	Avg.	TD	LG
2016	-	-	-	-	2-70	35.0	-	43
CAREER	-	-	-	-	2-70	35.0	-	43

Receptions 1; Twice: Last Michigan State, 11/26/16

Receiving Yards 43; Michigan State, 11/26/16

Longest Reception 43 yards; Michigan State, 11/26/16

Note: Has seven special teams tackles.



99
JOEY
JULIUS

5-10 > 258 > Jr./So. Eligible

Kicker > Hummelstown, Pa.

» 2016

Season: Appeared in 13 games...Handles all of the kickoffs.

Kent State (9/3): Averaged 64.7 yards on seven kickoffs...Six of seven kickoffs were touchbacks...Made one tackle. **at Pitt (9/10):** Booted seven kickoffs for 424 yards...Averaged 60.6 yards per kickoff with four touchbacks. **Temple (9/17):** Had seven kickoffs with six touchbacks... Averaged 64.4 yards per kickoff. **at Michigan (9/24):** Averaged 53.0 yards on three kickoffs...Made one tackle. **Minnesota (10/1):** Hit six kickoffs for a 62.0 average...Had three touchbacks. **Maryland (10/8):** Logged two touchbacks on six kickoffs...Averaged 61.1 yards per kickoff. **Ohio State (10/22):** Averaged 59.3 yards on six kickoffs...Had one touchback...Made one tackle. **at Purdue (10/29):** Booted 11 kickoffs for 705 yards, an average of 64.1 yards per kickoff...Logged five touchbacks. **Iowa (11/5):** Averaged 64.3 yards per kickoff on seven kicks...Notched three touchbacks. **at Indiana (11/12):** Hit eight kickoffs for an average of 61.4 yards per kick...Had three touchbacks. **at Rutgers (11/19):** Booted nine kickoffs for an average of 58.1 yards per kick...Had four touchbacks. **Michigan State (11/26):** Averaged 64.1 yards on eight kickoffs...Had four touchbacks. **vs. Wisconsin (12/3):** Hit seven kickoffs for an average of 64.3 yards...Had four touchbacks.

» JULIUS' CAREER SCORING STATISTICS & GAME HIGHS

	FGM-A	%	0-19	20-29	30-39	40-49	50+	LG	XP	PTS
2015	10-12	83.3	-	5-5	3-3	2-4	-	40	20-24	50
2016	-	-	-	-	-	-	-	-	-	-
CAREER 10-12	83.3	-	5-5	3-3	2-4	-	40	20-24	50	-

Points Scored 13; vs. San Diego State, 9/26/15

PATs Made 4; Three Times: Last: vs. Maryland, 10/24/15

Field Goals Made 3; vs. San Diego State, 9/26/15

Field Goals Attempted 3; Twice: Last vs. San Diego State, 9/26/15

Longest Field Goal 40 yards; Twice: Last vs. Maryland, 10/24/15

Tackles 1; Five Times: Last Ohio State, 10/22/16

» JULIUS' CAREER KICKOFF STATISTICS

	No.	Yds	AVG	TB	OB
2015	53	3,284	62.0	22	4
2016	93	5,775	62.1	45	4
CAREER	146	9,059	62.0	67	8




55
WENDY
LAURENT

6-2 > 297 > Gr./Sr. Eligible

Center/Guard > Hamilton, N.J.

» 2016

Season: Appeared in 11 games.



70
BRENDAN
MAHON

6-4 > 320 > Sr./Jr. Eligible

Guard/Center > Randolph, N.J.

» 2016

Awards: Selected All-Big Ten first team by *Pro Football Focus*...Named to the *Pro Football Focus* National Team of the Week following his performance vs. Minnesota (10/1)...Named to the *Pro Football Focus* Big Ten Team of the Week after his showing vs. Maryland (10/8)... Named to the *Pro Football Focus* National Team of the Week following his performance vs. No. 2 Ohio State (10/22).

Season: Started nine games. **Kent State (9/3):** Helped pave the way for Saquon Barkley's 105-yard rushing effort and protected Trace McSorley, who posted his first career 200-yard passing game. **at Pitt (9/10):** Part of an offensive line that cleared the way for Saquon Barkley's four rushing touchdowns...Blocked for Trace McSorley's 332 passing yards, which ranks No. 16 in Penn State single game history. **Temple (9/17):** Part of a line that didn't allow a sack...Paved the way for three rushing touchdowns...Protected Trace McSorley in his third career 200-yard passing effort. **at Michigan (9/24):** Helped Saquon Barkley move into the top-30 on the career rushing list... Protected Trace McSorley, who threw a touchdown pass in his fifth straight game. **Minnesota (10/1):** Helped Penn State to 471 yards of total offense, the most since racking up an identical total vs. Rutgers in 2015...Protected Trace McSorley to the tune of 408 yards of total offense (335 passing, 73 rushing), the third highest total in school history...Opened the left side on Saquon Barkley's game-winning 25-yard touchdown run in overtime. **Maryland (10/8):** Started at left tackle before moving to right tackle following Andrew Nelson's second quarter injury...Paved the way for 372 total rushing yards, the third-highest total for a Penn State team in Big Ten play and fourth-most in a game and fourth-most in any game for Penn State in the last 20 years...Guided the offense to 524 total yards, the most since 2014 vs. UCF (511) and the most in Big Ten play since 2012 vs. Indiana (546). **Ohio State (10/22):** Cleared the way for Saquon Barkley's 99 rushing yards. **at Purdue (10/29):** Helped Penn State gain more than 500 total yards, ending the game with 511...Blocked for Saquon Barkley's 207 rushing yards and Trace McSorley's 228 yards passing... Helped Penn State score eight offensive touchdowns in the game...Integral part of Penn State scoring 62 points, its most points since scoring 66 vs. Coastal Carolina in 2006 and the most in a Big Ten game since tallying 63 vs. Illinois in 2005. **Iowa (11/5):** Made the start, but left the game after the third play and did not return.



bb
CONNOR
McGOVERN

6-5 > 310 > Fr./Fr. Eligible

Guard/Center > Larksville, Pa.

» 2016

Awards: Named honorable mention *BTN.com* All-Big Ten Freshman Team...Named Big Ten Freshman of the Week following his efforts in helping Penn State pile up 599 yards of total offense vs. Iowa (11/5)... Is only the third offensive lineman in Big Ten history to claim a weekly award and first since 2004...Is the first offensive lineman to earn Big Ten FOTW.

Season: Appeared in 12 games with eight starts...Made his first collegiate start vs. Minnesota (10/1)...One of 18 first time starters in 2016...One of 27 freshmen (22 redshirt, 5 true) to appear in 2016.

Kent State (9/3): Made his collegiate debut. **Temple (9/17):** Part of a line that didn't allow a sack...Paved the way for three rushing touchdowns... Protected Trace McSorley in his third career 200-yard passing effort. **at Michigan (9/24):** Helped Saquon Barkley move into the top-30 on the career rushing list...Protected Trace McSorley, who threw a touchdown pass in his fifth straight game. **Minnesota (10/1):** Helped Penn State to 471 yards of total offense, the most since racking up an identical total vs. Rutgers in 2015...Protected Trace McSorley to the tune of 408 yards of total offense (335 passing, 73 rushing), the third-highest total in school history...Opened up the left side on Saquon Barkley's game-winning 25-yard touchdown run in overtime. **Maryland (10/8):** Paved the way for 372 total rushing yards, the third-highest total for a Penn State team in Big Ten play and fourth-most in a game and fourth-most in any game for Penn State in the last 20 years...Guided the offense to 524 total yards, the most since 2014 vs. UCF (511) and the most in Big Ten play since 2012 vs. Indiana (546). **Ohio State (10/22):** Cleared the way for Saquon Barkley's 99 rushing yards. **at Purdue (10/29):** Helped Penn State gain more than 500 total yards, ending the game with 511...Blocked for Saquon Barkley's 207 rushing yards and Trace McSorley's 228 yards passing...Helped Penn State score eight offensive touchdowns in the game...Integral part of Penn State scoring 62 points, its most points since scoring 66 vs. Coastal Carolina in 2006 and the most in a Big Ten game since tallying 63 vs. Illinois in 2005. **Iowa (11/5):** Blocked for a 167-yard rushing effort by Saquon Barkley and a 240-yard passing night for Trace McSorley...Helped Penn State to 599 yards of total offense, the most since recording 661 yards at Rutgers (1995) and the highest total offense output by Penn State against a Big Ten team since 653 yards against Michigan State (1994)...Overall Penn State rushed for 359 yards...His efforts enabled the Nittany Lions to go 7-of-14 on third down and the offense did not have a single three-and-out in the game. **at Indiana (11/12):** Helped protect Trace McSorley during his 332-yard passing game, the third of his career - all coming in 2016. **Michigan State (11/26):** Instrumental in Penn State gaining 463 yards of total offense, its ninth game with at least 400 yards...Helped Trace McSorley pile up 389 yards of total offense, the fifth-most in program history...McSorley threw for 376 yards - the sixth-highest total in school history - with four touchdown passes and rushed for 13 yards. **vs. Wisconsin (12/3):** Helped Penn State score 38 points, the most scored by a Wisconsin opponent since 2014 (Ohio State, 59)... Protected quarterback Trace McSorley, who threw for 384 yards, which ranks No. 4 in Penn State history and broke the Big Ten Championship game passing record... Also gave McSorley time to connect on a Big Ten Championship game-record four passing touchdowns...Paved the way for Saquon Barkley's 83 yards rushing, which enabled him to break Evan Royster's Penn State sophomore rushing record.



@PennStateFBall



PSUFBall

2016

PSUnivald.com

GoPSUsports.com



39
JOSH
McPHEARSON

5-10 > 197 > Sr./Jr. Eligible

Wide Receiver > Columbia, Md.

> 2016

Awards: Named the Scout Team Special Teams Player of the Year at the annual Nittany Lion Football Banquet.

Season: Appeared five games...Made his Penn State debut against Maryland (10/8).

Maryland (10/8): Made his first tackle on kickoff coverage in the fourth quarter.

> 2016 GAME-BY-GAME

Tackles (Solo-Assisted-Total)

KENT STATE DNP; at Pitt DNP; TEMPLE DNP; at Michigan DNP; MINNESOTA DNP; MARYLAND 0-1-1; OHIO STATE DNP; at Purdue 0-0-0; IOWA 0-0-0; at Indiana DNP; at Rutgers 0-0-0; MICHIGAN STATE 0-0-0; vs. Wisconsin DNP.

> McPHEARSON'S CAREER STATISTICS & GAME HIGHS

	UA-A	TK	FF	FR	I	PBU	SACK	TFL
2016	0-1	1	-	-	-	-	-	-
CAREER	0-1	1	-	-	-	-	-	-

Tackles 1; Maryland, 10/8/16



9
TRACE
McSORLEY

6-0 > 205 > Jr./So. Eligible

Quarterback > Ashburn, Va.

> CAREER NOTES & RECORDS

Became just the third Penn State quarterback to register more than 400 yards of total offense in a game, logging 408 total offense yards (335 passing, 73 rushing) vs. Minnesota (10/1)...One of five quarterbacks in Penn State history with multiple 300-yard passing games in a career, joining Christian Hackenberg (9), Matt McGloin (6), Kerry Collins (4) and Daryll Clark (3)...His five 300-yard passing games are a Penn State single season record and rank No. 3 on the career charts...Owns 10 200-yard passing games to rank No. 9 on the career ledger and tied for No. 2 on the season charts... Has thrown at least one touchdown pass in 14 straight games, tying Kerry Collins' school record streak from 1993-94...Became the first Penn State quarterback with three consecutive games with both a rushing touchdown and passing touchdown since Matt McGloin in 2012 (vs. Temple, at Illinois, vs. Northwestern)...Set Big Ten Championship game records for passing yards (384) and passing touchdowns (4)...Broke the sophomore season passing record previously held by Christian Hackenberg (2,977; 2014), currently sitting at 3,360 passing yards in 2016.

> 2016

Awards: Earned Grange-Griffin Most Valuable Player award as MVP of the Big Ten Championship game...Named to *Phil Steele's* and the *Athlon Sports* All-Big Ten second team...Earned Big Ten Breakout Player distinction from *Athlon Sports*...Named honorable mention *Campus Insiders* Sophomore All-America...Selected All-Big Ten second team by the conference coaches & media panel...First Penn State quarterback to earn All-Big Ten first or second team honors since Daryll Clark (first team) in 2009...Named *Pro Football Focus* All-Big Ten second team...Earned All-ECAC honorable mention honors...Named to the *Pro Football Focus* Big Ten Team of the Week after his showing vs. Maryland (10/8)...Named to the *Pro Football Focus* Big Ten Team of the Week after his showing at Rutgers (11/19)...Following his effort vs. Michigan State (11/26), was named the Big Ten Offensive Player of the Week, the Rose Bowl Game Big Ten Player of the Week, earned a Helmet Sticker from *ESPN's* College Football Final and was one of eight quarterbacks named to the Manning Award Stars of the Week list...Named Academic All-Big Ten for the second

time in his career...Named Most Valuable Offensive Player at the annual Nittany Lion Football Banquet.

Season: Started 13 games...One of 18 first time starters in 2016...Is the first Penn State quarterback with consecutive games throwing four touchdown passes (Todd Blackledge, 1982; vs. Temple, Maryland and Rutgers)...Has thrown TD passes to 10 different receivers, marking the first time since 1971 a Penn State quarterback found 10-plus pass catchers for scores...Is just the fourth Penn State quarterback to lead his team to 10 wins in his first year as the starting quarterback, joining Daryll Clark in 2008 (12), Tom Shuman in 1973 (12-0) and Chuck Burkhart in 1968 (11-0)...Owns the Penn State's single season passing yards (3,360), passing touchdowns (25) and total offense records (3,712)...Is No. 7 on the completions charts (206) and No. 8 on the Penn State single season pass attempts (358)...Is No. 2 in Penn State single season pass efficiency rating at 156.6 (Kerry Collins, 172.86; 1994)...His 9.39 yards per pass attempt is No. 3 in a single season at Penn State...His six rushing touchdowns are the most by a Penn State quarterback since Daryll Clark had seven in 2009...His 352 rushing yards in 2016 are the most by a Penn State quarterback since Michael Robinson (806 yds) in 2005...Has six games with a passing and rushing touchdown in 2016, which ranks second nationally to Lamar Jackson of Louisville (9).

Rankings (Entering Bowl Season): Leads all FBS passers in yards per completion (16.31 ypc)...Leads the Big Ten and is No. 14 in the FBS in passing efficiency (156.6)...Sits No. 1 in the Big Ten and No. 25 nationally in total offense (285.5 ypg)...Is atop the Big Ten and No. 25 in the FBS with 25 passing touchdowns...Ranks No. 32 nationally and No. 3 in the Big Ten in passing yards per game (258.5)...Ranks No. 6 in the FBS and No. 1 in the Big Ten in yards per pass attempt (9.39 ypa).

Kent State (9/3): Made his first collegiate start...Recorded his first career 200-yard passing game...Completed 16-of-31 passes for 209 yards and two touchdowns...Ran the ball 14 times for 47 yards, setting career highs in both categories...Connected with DaeSean Hamilton and Mike Gesicki on touchdown passes. **at Pitt (9/10):** Recorded his first career 300-yard passing game with 332 yards - a total that ranks No. 16 on Penn State's single game passing charts...Became just the 12th quarterback in Penn State history to register a 300-yard passing game and accounted for the 30th 300-yard game in Penn State history...Was 24-of-35 passing... Connected with Saquon Barkley on a 40-yard touchdown pass, his only scoring throw of the game...Had 17 completions of 10-plus yards, including seven of 20-plus yards...Completed passes to eight different pass catchers in the game...Rushed nine times, including a scamper of 17 yards. **Temple (9/17):** Recorded his third 200-yard passing game with 287 yards on 18-of-24 passing...Hooked up on 52-yard scoring strike pass to Chris Godwin in the first quarter...Later completed a 52-yard strike to Mike Gesicki in the third quarter...Netted his first career rushing touchdown with a 2-yd scamper in the second quarter...Had nine rushes for eight yards. **at Michigan (9/24):** Completed 16-of-27 passes for 121 yards and one touchdown...Completed a long pass of 30 yards to Saquon Barkley. **Minnesota (10/1):** Completed 19 passes on a career-high 41 attempts for 335 yards...Passing total marks the second 300-yard passing game of his career and the 335 passing yards are No. 15 in a single game in Penn State history...Accounted for 408 yards of total offense -- 335 passing and 73 rushing -- to mark the third-highest total in school history, the since Christian Hackenberg posted a school-record 454 yards against UCF in the 2014 Croke Park Classic vs. UCF...The 80-yard touchdown completion to Irvin Charles is a career long...Led the team with 73 rushing yards on only eight attempts...Was the first Penn State quarterback to lead the team in rushing since Michael Robinson (90 yards, 1 TD) at Michigan State on Nov. 19, 2005. **Maryland (10/8):** Threw for 152 yards and two touchdowns on 10-of-19 passing...Connected with Mike Gesicki on a 5-yard touchdown pass on Penn State first drive of the game and later found DeAndre Thompkins for a 70-yard scoring strike...Rushed 18 times for a career-high 81 yards...His 81 rushing yards are the most by a quarterback since Daryll Clark had 83 against Illinois in 2009. **Ohio State (10/22):** Completed 8-of-23 passes for 154 yards and a touchdown...Rushed a career-high 19 times for 63 yards and one touchdown. **at Purdue (10/29):** Threw three touchdown passes on 12-of-23 passing for 228 yards...Threw scoring strikes of 38, 21 and 1 yards...Ran five times for two yards. **Iowa (11/5):** Completed 11-of-18 passes for 240 yards...Compiled his sixth career 200-yard passing game...Rushed for 40 yards on 14 carries and one rushing touchdown...Logged his fourth career game with a rushing and passing touchdown. **at Indiana (11/12):** Accounted for 345 yards of total offense and three touchdowns in the game...Completed 16-of-30 passes for 332 yards and two touchdowns...Completed eight passes longer

than 20 yards in the game...Carried the ball eight times for 13 yards and one score. **at Rutgers (11/19):** Posted his eighth 200-yard passing game of the season with 210 yards through the air on 17-of-33 passing...Connected with Mark Allen on a fourth-quarter touchdown pass of 27 yards...Carried the ball 11 times for 55 yards. **Michigan State (11/29):** Completed 17-of-23 for 376 yards and a career-high four touchdowns...Rushed for 13 yards on 10 carries...The 376 passing yards rank No. 6 on the single game charts...His 389 yards of total offense ranked tied for No. 5 in a single game at Penn State. **vs. Wisconsin (12/3):** Set a Big Ten Championship game record with career-best 384 passing yards and a career-high-tying four touchdown passes...The 384 yards rank No. 4 on Penn State's single game list...Completed 22-of-31 passes in the game...His 70-yard completion to Saeed Blacknall is the third-longest pass play in Big Ten Championship game history.

> 2016 GAME-BY-GAME

Passing (Comp.-Att.-Yds.-TD-INT)

KENT STATE 16-31-209-2-0; at Pitt 24-35-332-1-1; TEMPLE 18-24-287-1-1; at Michigan 16-27-121-1-1; MINNESOTA 19-41-335-1-0; MARYLAND 10-19-152-2-0; OHIO STATE 8-23-154-1-0; at Purdue 12-23-228-3-0; IOWA 11-18-240-2-0; at Indiana 16-30-332-2-2; at Rutgers 17-33-210-1-0; MICHIGAN STATE 17-23-376-4-0; vs. Wisconsin 22-31-384-4-0.

> McSORLEY'S CAREER PASSING STATISTICS & GAME HIGHS

	C-A	Yds.	%	TD-INT	YPG	LG
2015	20-40	185	50.0	2-0	26.4	21
2016	206-358	3,360	57.5	25-5	258.5	80
CAREER	226-398	3,545	56.8	27-5	177.2	80

Pass Completions 24; at Pitt, 9/10/16
Pass Attempts 41; Minnesota, 10/1/16
Passing Yards 384; vs. Wisconsin, 12/3/16
Passing Touchdowns 4; Twice: Last vs. Wisconsin, 12/3/16
Long Pass 80 yards; Minnesota, 10/1/16

> 2016 GAME-BY-GAME

Rushing (Carries-Yards-TD)

KENT STATE 14-47-0; at Pitt 9-(-17)-0; TEMPLE 9-8-1; at Michigan 9-(-6)-0; MINNESOTA 8-73-1; MARYLAND 18-81-1; OHIO STATE 19-63-1; at Purdue 5-2-0; IOWA 14-40-1; at Indiana 8-13-1; at Rutgers 11-55-0; MICHIGAN STATE 10-13-0; vs. Wisconsin 6-(-20)-0.

> McSORLEY'S CAREER OFFENSIVE STATISTICS & GAME HIGHS

	Att.-Yds.	Avg.	TD	LG	Rec.-Yds.	Avg.	TD	LG
2015	13-43	3.3	-	14	-	-	-	-
2016	140-352	2.5	6	26	-	-	-	-
CAREER	153-395	2.6	6	26	-	-	-	-

Rush Attempts 19; Ohio State, 10/22/16
Rush Yards 81; Maryland, 10/8/16
Rushing Touchdowns 1; Six Times: Last at Indiana, 11/12/16
Long Rush 26 yards; Minnesota, 10/1/16
Total Offense Yards 408; Minnesota, 10/1/16
All-Purpose Yards 81; Maryland, 10/8/16



9
JARVIS
MILLER

6-2 > 205 > So./Fr. Eligible

Linebacker > Suffield, Conn.

> 2016

Season: Appeared in 13 games, primarily on special teams...One of 27 freshmen (22 redshirt, 5 true) to appear in 2016...Moved to linebacker following Minnesota (10/1).

Kent State (9/3): Made his collegiate debut. **at Pitt (9/10):** Made his first career stop on kickoff coverage in the fourth quarter. **Maryland (10/8):** Made one tackle. **at Rutgers (11/19):** Made two tackles - both on kickoff coverage.

> 2016 GAME-BY-GAME

Tackles (Solo-Assisted-Total)

KENT STATE 0-0-0; at Pitt 1-0-1; TEMPLE 0-0-0; at Michigan 0-0-0; MINNESOTA 0-0-0; MARYLAND 0-1-1; OHIO STATE 0-0-0; at Purdue 0-0-0; IOWA 0-0-0; at Indiana 0-0-0; at Rutgers 1-1-2; MICHIGAN STATE 0-0-0;



@PennStateFBall



PSUfball

2016

PSUnivald.com


GoPSUsports.com

vs. Wisconsin 0-0-0.

» MILLER'S CAREER STATISTICS & GAME HIGHS

	UA-A	TK	FR	FF	I	PBU	SACK	TFL
2016	2-2	4	-	-	-	-	-	-
CAREER	2-2	4	-	-	-	-	-	-

Tackles 2; at Rutgers, 11/19/16



48
SHAREEF
MILLER

6-5 > 255 > So./Fr. Eligible

Defensive End > Philadelphia, Pa.

» 2016

Awards: Selected honorable mention *BTN.com* All-Big Ten Freshman Team...Named to the *Pro Football Focus* Big Ten Team of the Week after his showing at Indiana (11/12).

Season: Appeared in 13 games...One of 27 freshmen (22 redshirt, 5 true) to appear in 2016.

Kent State (9/3): Made his collegiate debut...Totaled five tackles...Made his first collegiate tackle in the second quarter...Picked up his first career sack in the third quarter with a 10-yard takedown of Justin Agner to force a punt...Sacked Agner later in the third quarter for his second of the game...Penn State's seven sacks were the most since logging seven at Northwestern in 2011. **at Pitt (9/10):** Had one assisted tackle. **Minnesota (10/1):** Made four stops...Had 1.5 tackles for loss, including a solo takedown behind the line of scrimmage in the fourth quarter. **Maryland (10/8):** Made two tackles, including one tackle for loss...Made a solo stop behind the line in the fourth quarter. **Ohio State (10/22):** Made four tackles...Had one tackle for loss, a third quarter stop of Mike Weber behind the line...Helped the defense hold Ohio State scoreless in two quarters for the first time since Michigan State in 2015, which was Ohio State's last loss...Helped the defense to a season-high 11.0 tackles for loss, the most TFLs since posting 11.0 vs. Maryland in 2015...The 11.0 tackles for loss are the most yielded by the Buckeyes since giving up 11.0 vs. Alabama (2015). **at Purdue (10/29):** Made one tackle. **at Indiana (11/12):** Recorded four tackles...Forced the third fumble of the game by Indiana, his first career forced fumble, which was recovered by Malik Golden...Was a part of a defense that forced a season-high five turnovers, the most since forcing five against Maryland in 2015...Penn State's five fumble recoveries were its most since recovering five versus FIU in 2007. **at Rutgers (11/19):** Had a quarterback hurry in the third quarter. **Michigan State (11/26):** Made two tackles.

» 2016 GAME-BY-GAME


Tackles (Solo-Assisted-Total)

KENT STATE 4-1-5; at Pitt 0-1-1; TEMPLE 0-0-0; at Michigan 0-0-0; MINNESOTA 1-3-4; MARYLAND 2-0-2; OHIO STATE 2-2-4; at Purdue 1-0-1; IOWA 0-0-0 at Indiana 2-1-3; at Rutgers 0-0-0; MICHIGAN STATE 1-1-2; vs. Wisconsin 0-0-0.

» MILLER'S CAREER STATISTICS & GAME HIGHS

	UA-A	TK	FF	FR	I	PBU	SACK	TFL
2016	13-9	22	1	-	-	-	2.0-18	5.5-27
CAREER	13-9	22	1	-	-	-	2.0-18	5.5-27

Tackles 5; Kent State, 9/3/16
Sacks 2.0; Kent State, 9/3/16
Tackles for Loss 2.0; Kent State, 9/3/16
Forced Fumbles 1; at Indiana, 11/12/16



91
RYAN
MONK

6-1 > 290 > So./Fr. Eligible

Defensive Tackle > Dallas, Pa.

» 2016

Season: Appeared in five games...One of 27 freshmen (22 redshirt, 5 true) to appear in 2016.

Kent State (9/3): Made his collegiate debut.

» 2016 GAME-BY-GAME

Tackles (Solo-Assisted-Total)

KENT STATE 0-0-0; at Pitt DNP; TEMPLE DNP; at Michigan 0-0-0; MINNESOTA DNP; MARYLAND DNP; OHIO STATE DNP; at Purdue 0-0-0; IOWA DNP; at Indiana DNP; at Rutgers 0-0-0; MICHIGAN STATE 0-0-0; vs. Wisconsin DNP.



23
AYRON
MONROE

5-11 > 204 > So./Fr. Eligible

Safety > Largo, Md.

» 2016

Season: Appeared in nine games...Made his collegiate debut vs. Minnesota (10/1)...One of 27 freshmen (22 redshirt, 5 true) to appear in 2016...Leads the team with 11 special teams tackles...Has 10 stops on kickoff coverage and one on punt coverage.

Minnesota (10/1): Made his collegiate debut...Registered one tackle on special teams. **Maryland (10/8):** Made three special teams tackles. **Ohio State (10/22):** Assisted on tackles on back-to-back kickoffs to end the second quarter and begin the third quarter. **at Purdue (10/29):** Logged his lone stop on punt coverage. **Iowa (11/5):** Both tackles came on kickoff coverage. **Michigan State (11/26):** Made his first career pass breakup. **vs. Wisconsin (12/3):** Tallied a pair of assisted stops on kickoff coverage.

» 2016 GAME-BY-GAME


Tackles (Solo-Assisted-Total)

KENT STATE DNP; at Pitt DNP; TEMPLE DNP; at Michigan DNP; MINNESOTA 1-0-1; MARYLAND 1-2-3; OHIO STATE 0-2-2; at Purdue 0-1-1; IOWA 1-1-2; at Indiana 0-0-0; at Rutgers 0-0-0; MICHIGAN STATE 0-0-0; vs. Wisconsin 0-2-2.

» MONROE'S CAREER STATISTICS & GAME HIGHS

	UA-A	TK	FF	FR	I	PBU	SACK	TFL
2016	3-8	11	-	-	-	1	-	-
CAREER	3-8	11	-	-	-	1	-	-

Tackles 3; Maryland, 10/8/16
Pass Breakups 1; Michigan State, 11/26/16



59
ANDREW
NELSON

6-6 > 306 > Sr./Jr. Eligible

Tackle > Hershey, Pa.

» 2016

Awards: Named Academic All-Big Ten for the third time in his career.

Season: Started six games...Was injured in the second quarter vs. Maryland (10/8) and will miss the remainder of the season.

Kent State (9/3): Helped pave the way for Saquon Barkley's 105-yard rushing effort and protected Trace McSorley, who posted his first career 200-yard passing game. **at Pitt (9/10):** Part of an offensive line that cleared the way for Saquon Barkley's four rushing touchdowns...Blocked for Trace McSorley's 332 passing yards, which ranks No. 16 in Penn State single game history. **Temple (9/17):** Part of a line that didn't allow a sack...Paved the way for three rushing touchdowns...Protected Trace McSorley in his third career 200-yard passing effort. **at Michigan (9/24):** Helped Saquon Barkley move into the top-30 on the career rushing list...Protected Trace McSorley, who threw a touchdown pass in his fifth straight game. **Minnesota (10/1):** Helped Penn State to 471 yards of total offense, the most since racking up an identical total vs. Rutgers in 2015...Protected Trace McSorley to the tune of 408 yards of total offense (335 passing, 73 rushing), the third-highest total in school history. **Maryland (10/8):** Paved the way for 372 total rushing yards, the third-highest total for a Penn State team in Big Ten play and fourth-most in a game and fourth-most in any game for Penn State in the last 20 years...Guided the offense to 524 total yards, the most since 2014 vs. UCF (511) and the most in Big Ten play since 2012 vs. Indiana (546).



21
AMANI
ORUWARIYE

6-1 > 201 > Jr./So. Eligible

Cornerback > Tampa, Fla.

» 2016

Season: Appeared in 10 games.

Kent State (9/3): Made two tackles...Recorded his first career interception in the third quarter and returned it 30 yards for a touchdown...It was the first interception return for a touchdown since 2014 vs. Temple (Haley). **at Pitt (9/10):** Logged two solo stops. **Temple (9/17):** Made one assisted tackle. **at Michigan (9/24):** Made a then-career-high three stops. **at Purdue (10/29):** Logged one tackle. **Iowa (11/5):** Logged two solo stops. **at Indiana (11/12):** Made one tackle...Had one pass breakup. **at Rutgers (11/19):** Had three tackles. **Michigan State (11/26):** Logged a career-high seven stops - including four solo stops.

» 2016 GAME-BY-GAME

Tackles (Solo-Assisted-Total)

KENT STATE 0-2-2; at Pitt 2-0-2; TEMPLE 0-1-1; at Michigan 2-1-3; MINNESOTA DNP; MARYLAND DNP; OHIO STATE DNP; at Purdue 1-0-1; IOWA 2-0-2; at Indiana 1-0-1; at Rutgers 1-2-3; MICHIGAN STATE 4-3-7; vs. Wisconsin 0-0-0.

» ORUWARIYE'S CAREER STATISTICS & GAME HIGHS

	UA-A	TK	FF	FR	I	PBU	SACK	TFL
2015	1-4	5	-	-	-	1	-	-
2016	13-9	22	-	-	1	1	-	-
CAREER	14-13	27	-	-	-	2	-	-

Tackles 4; Michigan State, 11/26/16
Interceptions 1; Kent State, 9/3/16
Long Interception Return 30 yards; Kent State, 9/3/16
Pass Breakups 1; Twice: Last at Indiana, 11/12/16

Note: Has one career touchdown - a 30-yard interception return vs. Kent State.



@PennStateFBall



PSUFBall

2016

PSUnivald.com

GoPSUsports.com



73
PARIS PALMER

6-7 > 300 > Sr./Sr. Eligible
Tackle > Plymouth, N.C.

» 2016

Awards: Named to the *Pro Football Focus* National Team of the Week following his performance at Purdue (10/29)...Given the Quarterback Club Special Award at the annual Nittany Lion Football Banquet.

Season: Appeared in 10 games with three starts...Will miss the remainder of the season after suffering an injury in the first quarter at Indiana (11/12)...Made his first start of the season vs. Ohio State (10/22).

Maryland (10/8): Saw his most extensive action of the season after entering the game at left tackle following Andrew Nelson's second quarter injury...Helped paved the way for Saquon Barkley's 99 rushing yards, the third-highest total for a Penn State team in Big Ten play and fourth-most in a game and fourth-most in any game for Penn State in the last 20 years...Guided the offense to 524 total yards, the most since 2014 vs. UCF (511) and the most in Big Ten play since 2012 vs. Indiana (546).

Ohio State (10/22): Cleared the way for Saquon Barkley's 99 rushing yards.

at Purdue (10/29): Helped Penn State gain more than 500 total yards, ending the game with 511...Blocked for Saquon Barkley's 207 rushing yards and Trace McSorley's 228 yards passing...Helped Penn State score eight offensive touchdowns in the game...Integral part of Penn State scoring 62 points, its most points since scoring 66 vs. Coastal Carolina in 2006 and the most in a Big Ten game since tallying 63 vs. Illinois in 2005.

Iowa (11/5): Blocked for a 167-yard rushing effort by Saquon Barkley and a 240-yard passing night for Trace McSorley...Helped Penn State to 599 yards of total offense, the most since recording 661 yards at Rutgers (1995) and the highest total offense output by Penn State against a Big Ten team since 653 yards against Michigan State (1994)...Overall Penn State rushed for 359 yards...His efforts enabled the Nittany Lions to go 7-of-14 on third down and the offense did not have a single three-and-out in the game. **at Indiana (11/12):** Made the start at left tackle, but left the game in the first quarter and did not return.



89
TOM PANCOAST

6-3 > 235 > Sr./Jr. Eligible
Tight End/H-Back > West Chester, Pa.

» 2016

Season: Appeared in 13 games.

at Indiana (11/12): Returned one kickoff for 11 yards.

» 2016 GAME-BY-GAME

Receiving (Receptions-Yards-TD)

KENT STATE 0-0-0; at Pitt 0-0-0; TEMPLE 0-0-0; at Michigan 0-0-0; MINNESOTA 0-0-0; MARYLAND 0-0-0; OHIO STATE 0-0-0; at Purdue 0-0-0; IOWA 0-0-0; at Indiana 0-0-0; at Rutgers 0-0-0; MICHIGAN STATE 0-0-0; vs. Wisconsin 0-0-0.

Note: Has one kickoff return in 2016 - an 11-yard return at Indiana.



92
DANIEL PASQUARIELLO

6-1 > 197 > Jr./Jr. Eligible
Punter > Melbourne, Victoria, Australia

» CAREER NOTES & RECORDS

Ranks 12th on Penn State's career punting list with a 38.7 career yards per punt average.

» 2016

Season: Appeared in one game.

Maryland (10/8): Hit two punts for an average of 37.5 yards...Pinned two punts inside the Maryland 20...Both punts came in the second half.

» PASQUARIELLO'S CAREER PUNTING STATISTICS & GAME HIGHS

	Punts	Yards	Avg.	I-20	FC	50+	LG	BLK
2014	47	1,754	37.3	13	11	1	63	-
2015	58	2,314	39.9	12	10	9	60	-
2016	2	75	37.5	2	1	-	38	-
CAREER	107	4,143	38.7	27	22	10	63	-

Punt Attempts9; Twice: Last at Northwestern, 11/7/15
Punt Yards374; at Northwestern, 11/7/15
Longest Punt63 yards; vs. Michigan State, 11/29/14

Tackles1; Twice: Last at Temple, 9/5/15



32
IRVINE PAYE

5-6 > 168 > Sr./Jr. Eligible
Running Back > Orange, N.J.

» 2016

Awards: Named the Scout Team Defensive Player of the Year at the annual Nittany Lion Football Banquet.

Season: Appeared in one game...Made his collegiate debut vs. Michigan State (11/26)...Joined the team as a walk-on in Spring 2016.

Michigan State (11/26): Made his collegiate debut...Rushed once for seven yards...Caught one pass for 10 yards.

» 2016 GAME-BY-GAME

Rushing (Carries-Yards-TD)

KENT STATE DNP; at Pitt DNP; TEMPLE DNP; at Michigan DNP; MINNESOTA DNP; MARYLAND DNP; OHIO STATE DNP; at Purdue DNP; IOWA DNP; at Indiana DNP; at Rutgers DNP; MICHIGAN STATE 1-7-0; vs. Wisconsin DNP.

Receiving (Receptions-Yards-TD)

KENT STATE DNP; at Pitt DNP; TEMPLE DNP; at Michigan DNP; MINNESOTA DNP; MARYLAND DNP; OHIO STATE DNP; at Purdue DNP; IOWA DNP; at Indiana DNP; at Rutgers DNP; MICHIGAN STATE 1-10-0; vs. Wisconsin DNP.

» PAYE'S CAREER OFFENSIVE STATISTICS & GAME HIGHS

	Att.-Yds.	Avg.	TD	LG	Rec.-Yds.	Avg.	TD	LG
2016	1-7	7.0	-	7	1-10	10.0	-	10
CAREER	1-7	7.0	-	7	1-10	10.0	-	10

Rushing attempts1; Michigan State, 11/26/16
Rushing Yards7; Michigan State, 11/26/16
Longest Rush7 yards; Michigan State, 11/26/16

Receptions1; Michigan State, 11/26/16
Receiving Yards10; Michigan State, 11/26/16
Longest Receptions10 yards; Michigan State, 11/26/16



10
BRANDON POLK

5-9 > 175 > So./So. Eligible
Wide Receiver > Ashburn, Va.

» 2016

Season: Appeared in three games...Will miss the remainder of the season due to injury.

at Pitt (9/10): Made one catch for four yards. **Temple (9/17):** Had one catch for 14 yards...Returned the opening kickoff for 35 yards, a career long effort.

» 2016 GAME-BY-GAME

Receiving (Receptions-Yards-TD)

KENT STATE 0-0-0; at Pitt 1-4-0; Temple 1-14-0; at Michigan INJ; MINNESOTA INJ; MARYLAND INJ; OHIO STATE INJ; at Purdue INJ; IOWA INJ; at Indiana INJ; at Rutgers INJ; MICHIGAN STATE INJ; vs. Wisconsin INJ.

» POLK'S CAREER OFFENSIVE STATISTICS & GAME HIGHS

SEASON	Att.-Yds.	Avg.	TD	LG	Rec.-Yds.	Avg.	TD	LG
2015	18-159	8.8	1	33	6-57	9.5	1	39
2016	-	-	-	-	2-18	9.0	-	14
CAREER	18-159	8.8	1	33	8-75	9.4	1	39

Rushing attempts3; Three Times: Last vs. Georgia, 1/2/16
Rushing Yards50; at Temple, 9/5/15
Rushing Touchdowns1; Buffalo, 9/12/15
Longest Rush33 yards; at Temple, 9/5/15

Receptions2; Indiana, 10/10/15
Receiving Yards46; Indiana, 10/10/15
Receiving Touchdowns1; Indiana, 10/10/15
Longest Reception39 yards; Indiana, 10/10/15

All-Purpose Yards89; at Ohio State, 10/17/15



29
JOHN REID

5-10 > 191 > So./So. Eligible
Cornerback > Mount Laurel, N.J.

» 2016

Awards: Named honorable mention All-Big Ten by the conference coaches & media panel...Named honorable mention *Campus Insiders* Sophomore All-America...Named to the *Pro Football Focus* Big Ten Team of the Week after his showing vs. Maryland (10/8)...Named to the *Pro Football Focus* National Team of the Week following his performance at Purdue (10/29).

Season: Started 13 games.

Rankings (Entering Bowl Season): No. 37 in the NCAA and No. 3 in the Big Ten in punt return average (7.5 ypr).

Kent State (9/3): Totaled four tackles...Combined with Antoine White for his first career sack, a takedown of Mylik Mitchell in the fourth quarter...Returned four punts for 22 yards...Posted a long return of 21 yards in the third quarter...Penn State's seven sacks were the most since logging seven at Northwestern in 2011. **at Pitt (9/10):** Tied his career high with five stops...Recovered his second career fumble in the fourth quarter, helping lead to a Tyler Davis field goal...Returned four punts for 61 yards...Broke a career-long 59 yard return in the first quarter, the longest punt return for the Nittany Lions since Derrick Williams' 63-yard return for a TD at Wisconsin in 2008. **Temple (9/17):** Sealed the game with an interception of Phillip Walker, returning it 14 yards...Logged four tackles...Combined with Parker Cothren on a tackle for loss in the third quarter...Returned five punts for 32 yards, including a 29-yarder in the first quarter. **at Michigan (9/24):** Posted three tackles. **Minnesota (10/1):** Registered one tackle...Added one pass breakup...Returned two punts. **Maryland (10/8):** Tied his career high with five tackles...Had



a career-high tying two pass breakups...Logged one tackle for loss on a second quarter stop behind the line of scrimmage on a wide receiver screen in the second quarter...A part of a defense that allowed a season-low 11 first downs...Helped limit Maryland 14 points - all in the first half - 170 rushing yards and 270 yards of total offense, after the Terps entered averaging 43.2 points, 300.0 rushing and 466.2 yards of total offense per game...Returned one punt for eight yards. **Ohio State (10/22):** Made three stops...Added two pass breakups...Returned two punts for four yards with a long of nine yards...Helped the defense hold Ohio State scoreless in two quarters for the first time since Michigan State in 2015, which was Ohio State's last loss. **at Purdue (10/29):** Made one tackle...Had one pass breakup...Helped the defense hold Purdue to just 46 yards rushing, the second opponent held under 50 yards rushing in 2016. **Iowa (11/5):** Made two solo tackles...Helped the defense hold Iowa to just 30 yards rushing, which was 137.9 yards below the Hawkeyes' season average (167.9 ypg)...It was the fewest rushing yards allowed by Penn State since holding Massachusetts to three yards in 2014...It marked the first time Penn State had held two consecutive opponents to 46 yards rushing or fewer since 2007 (Notre Dame, zero yards; FIU, minus-3 yards)...It was the first time since Penn State joined the Big Ten that it held consecutive conference opponents to 50 yards or less of rushing. **at Indiana (11/12):** Made two tackles...Returned three punts for 32 yards...Had a long return of 19 yards in the first quarter. **at Rutgers (11/19):** Totaled three tackles...Made a career-high two solo tackles for loss - both coming in the third quarter...Helped hold Rutgers to just 87 yards of total offense, the fewest given up by Penn State in Big Ten play and the fewest since 2006 vs. Temple (74)...The five first downs allowed are the fewest in B1G play and fewest since 2006 vs. Temple (2)...Aided the Nittany Lions in compiling nine tackles for loss, the eighth time in 2016 they recorded at least 9.0 stops behind the line of scrimmage. **Michigan State (11/26):** Had one tackle. **vs. Wisconsin (12/3):** His lone stop was a tackle for loss in the first quarter...Returned one punt for five yards.

» 2016 GAME-BY-GAME

Tackles (Solo-Assisted-Total)

KENT STATE 2-2-4; at Pitt 3-2-5; TEMPLE 2-2-4; at Michigan 1-2-3; MINNESOTA 1-0-1; MARYLAND 3-2-5; OHIO STATE 1-2-3; at Purdue 1-0-1; IOWA 2-0-2; at Indiana 2-0-2; at Rutgers 3-0-3; MICHIGAN STATE 0-1-1; vs. Wisconsin 1-0-1.

» REID'S CAREER STATISTICS & GAME HIGHS

	UA-A	TK	FF	FR	I	PBU	SACK	TFL
2015	18-11	29	1	1	2	5	-	1.0-2
2016	22-13	35	-	1	1	7	0.5-3	5.0-19
CAREER	40-24	64	1	2	3	12	0.5-3	6.0-21

Tackles 5; Three times: Last Maryland, 10/8/16
Sacks: 0.5; Kent State, 9/3/16
Tackles for Loss 2.0; at Rutgers, 11/19/16
Forced Fumbles 1; vs. Maryland, 10/24/15
Fumble Recoveries 1; Twice: Last at Pitt, 9/10/16
Interceptions 1; Three Times: Last Temple, 9/17/16
Long Interception Return 44 yards; Rutgers, 9/19/15
Pass Breakups 2; Three Times: Last Ohio State, 10/22/16

» 2016 GAME-BY-GAME

Punt Returns (Returns-Yards-TD-YPR)

KENT STATE 4-22-0-5.5; at Pitt 4-61-0-15.2; TEMPLE 5-32-0-7.8; at Michigan 0-0-0-0.0; MINNESOTA 2-2-0-1.0; MARYLAND 1-8-0-8.0; OHIO STATE 2-4-0-2.0; at Purdue 0-0-0-0.0; IOWA 0-0-0-0.0; at Indiana 3-32-0-10.3; at Rutgers 0-0-0-0.0; MICHIGAN STATE 0-0-0-0.0; vs. Wisconsin 1-5-0-5.0.

» REID'S CAREER PUNT RETURN STATISTICS & GAME HIGHS

	No.	Yds.	Avg.	TD	LG
2015	-	-	-	-	-
2016	22	166	7.5	-	59
CAREER	22	166	7.5	-	59

Punt Returns 5; Temple, 9/17/16
Punt Return Yards 61; at Pitt, 9/10/16
Longest Punt Return 59 yards; at Pitt, 9/10/16
All-Purpose Yards 61; at Pitt, 9/10/16



6
ANDRE
ROBINSON

5-9 ▶ 216 ▶ So./Fr. Eligible

Running Back ▶ Mechanicsburg, Pa.

» 2016

Season: Appeared in 11 games...One of 27 freshmen (22 redshirt, 5 true) to appear in 2016.

Kent State (9/3): Made his collegiate debut...Rushed one time for a loss of two yards. **at Pitt (9/10):** Had one rush for four yards. **Temple (9/17):** Rushed a career-high six times for 24 yards...Scored first career touchdown on a 3-yard plunge in the first quarter. **at Michigan (9/24):** Had one carry for three yards. **Minnesota (10/1):** Registered his first career reception for two yards in the second quarter. **at Purdue (10/29):** Registered a career-high two rushing touchdowns...Scored on each of his two carries, totaling 23 yards...Had a career-long 19-yard touchdown run in the fourth quarter. **Iowa (11/5):** Carried three times for 18 yards. **at Indiana (11/12):** Carried the ball twice for eight yards. **at Rutgers (11/19):** Gained 20 yards on six carries, scoring his fourth touchdown of the season on a 2-yard run in the third quarter. **Michigan State (11/26):** Rushed three times for a team- and career-high 32 yards and a score...Caught one pass for a career-high 40 yards and a touchdown...Logged a receiving and rushing touchdown in the game - both coming in the fourth quarter...Scampered for a 14-yard scoring run in the fourth quarter...Caught his lone pass and went 40 yards for his first career touchdown reception. **vs. Wisconsin (12/3):** Carried three times for seven yards.

» 2016 GAME-BY-GAME

Rushing (Carries-Yards-TD)

KENT STATE 1-(-2)-0; at Pitt 1-4-0; TEMPLE 6-24-1; at Michigan 1-3-0; MINNESOTA 0-0-0; MARYLAND DNP; OHIO STATE DNP; at Purdue 2-23-2; IOWA 3-18-0; at Indiana 2-8-0; at Rutgers 6-20-1; MICHIGAN STATE 3-32-1; vs. Wisconsin 3-7-0.

Receiving (Receptions-Yards-TD)


KENT STATE 0-0-0; at Pitt 0-0-0; TEMPLE 0-0-0; at Michigan 0-0-0; MINNESOTA 1-2-0; MARYLAND DNP; OHIO STATE DNP; at Purdue 0-0-0; IOWA 0-0-0; at Indiana 0-0-0; at Rutgers 0-0-0; MICHIGAN STATE 1-40-1; vs. Wisconsin 0-0-0.

» ROBINSON'S CAREER OFFENSIVE STATISTICS & GAME HIGHS

	Att.-Yds.	Avg.	TD	LG	Rec.-Yds.	Avg.	TD	LG
2016	28-137	4.9	5	19	2-42	21.0	1	40
CAREER	28-137	4.9	5	19	2-42	21.0	1	40

Rushing attempts 6; Twice: Last at Rutgers, 11/19/16
Rushing Yards 32; Michigan State, 11/26/16
Rushing Touchdowns 2; at Purdue, 10/29/16
Longest Rush 19 yards; at Purdue, 10/29/16

Receptions 1; Twice: Last Michigan State, 11/26/16
Receiving Yards 40; Michigan State, 11/26/16
Receiving Touchdowns 1; Michigan State, 11/26/16
Longest Receptions 40 yards; Michigan State, 11/26/16



24
MILES
SANDERS

5-11 ▶ 205 ▶ Fr./Fr. Eligible

Running Back ▶ Pittsburgh, Pa.

» 2016

Awards: Selected honorable mention *BTN.com* All-Big Ten Freshman Team.

Season: Appeared in 12 games...One of 27 freshmen (22 redshirt, 5 true) to appear in 2016.

Rankings (Entering Bowl Season): Ranks No. 80 in the NCAA and No. 7 in the Big Ten in kickoff return average (21.1 ypr).

Kent State (9/3): Made his collegiate debut...Returned two kickoffs for 36 yards...Posted a long kickoff return of 19 yards in the second quarter. **at Pitt (9/10):** Returned two kickoffs for 50 yards...Had a long return of 33 yards. **Temple (9/17):** Carried three times for 27 yards...Made his first career carry early in the second quarter, gaining six yards...Had a long rush of 19 yards in the second quarter...Returned one kickoff for 31 yards. **at Michigan (9/24):** Carried twice for 14 yards...Made his first career reception for three yards on Penn State's fourth quarter touchdown drive...Returned three kickoffs for 67 yards. **Maryland (10/8):** Carried the ball just once in the game, scoring his first career touchdown on a 25-yard burst in the fourth quarter...Returned three kickoffs for 50 yards. **Ohio State (10/22):** Returned four kickoffs for a career-best 89 yards...Had a long return of 27 yards in the in the third quarter...Rushed once for minus-10 yards. **at Purdue (10/29):** Caught his first career touchdown pass on his lone reception, a 21-yard catch-and-run in the third quarter...Carried the ball three times for six yards...Returned two kickoffs for 24 yards. **Iowa (11/5):** Set a career high with five carries and 34 yards...Returned two kicks for 72 yards, including a career-long return of 48 yards on the opening kickoff...Totaled 106 all-purpose yards. **at Indiana (11/12):** Returned three kickoffs for 57 yards...Had a long return of 31 yards on the games opening kickoff...Carried the ball once for minus-2 yards. **at Rutgers (11/19):** Totaled 97 all-purpose yards...Rushed for a career-high 85 yards on five attempts...Returned one kickoff for 12 yards. **Michigan State (11/26):** Rushed four times for five yards...Returned three kickoffs for 63 yards. **vs. Wisconsin (12/3):** Returned four kickoffs for 83 yards...Had a long return of 29 yards on the games opening kickoff.

» 2016 GAME-BY-GAME

Rushing (Carries-Yards-TD)

KENT STATE 0-0-0; at Pitt 0-0-0; TEMPLE 3-27-0; at Michigan 2-14-0; MINNESOTA DNP; MARYLAND 1-25-1; OHIO STATE 1-(-10)-0; at Purdue 3-6-0; IOWA 5-34-0; at Indiana 1-(-2)-0; at Rutgers 5-85-0; MICHIGAN STATE 4-5-0; vs. Wisconsin 0-0-0.

Receiving (Receptions-Yards-TD)

KENT STATE 0-0-0; at Pitt 0-0-0; TEMPLE 0-0-0; at Michigan 1-3-0; MINNESOTA DNP; MARYLAND 0-0-0; OHIO STATE 0-0-0; at Purdue 1-21-1; IOWA 0-0-0; at Indiana 0-0-0; at Rutgers 0-0-0; MICHIGAN STATE 0-0-0; vs. Wisconsin 0-0-0.

» SANDERS' CAREER OFFENSIVE STATISTICS & GAME HIGHS

	Att.-Yds.	Avg.	TD	LG	Rec.-Yds.	Avg.	TD	LG
2016	25-184	7.4	1	57	2-24	12.0	1	21
CAREER	25-184	7.4	1	57	2-24	12.0	1	21

Rushing attempts 5; Twice: Last at Rutgers, 11/19/16
Rushing Yards 85; at Rutgers, 11/19/16
Rushing Touchdowns 1; Maryland, 10/8/16
Longest Rush 57 yards; at Rutgers, 11/19/16

Receptions 1; Twice: Last at Purdue, 10/29/16
Receiving Yards 21; at Purdue, 10/29/16
Receiving Touchdowns 1; at Purdue, 10/29/16
Longest Receptions 21 yards; at Purdue, 10/29/16

» 2016 GAME-BY-GAME

Kickoff Returns (Returns-Yards-TD-YPR)


KENT STATE 2-36-0-18.0; 2-50-0-25.0; 1-31-0-31.0; at Michigan 3-67-0-22.3; MARYLAND 3-50-0-16.7; OHIO STATE 4-89-0-22.2; at Purdue 2-24-0-12.0; IOWA 2-72-0-36.0; at Indiana 3-57-0-19.0; at Rutgers 1-12-0-0.0; MICHIGAN STATE 3-63-0-21.0; vs. Wisconsin 4-83-0-20.7.

» SANDERS' CAREER KICKOFF RETURN STATISTICS & GAME HIGHS

	No.	Yds.	Avg.	TD	LG
2016	30	634	21.1	-	48
CAREER	30	634	21.1	-	48

Kickoff Returns 4; Three Times: Last vs. Wisconsin, 12/3/16
Kickoff Return Yards 89; Ohio State, 10/22/16
Longest Kickoff Return 48 yards; Iowa, 11/5/16
All-Purpose Yards 106; Iowa, 11/5/16





94
EVAN
SCHWAN

6-6 ▶ 263 ▶ Gr./Sr. Eligible

Defensive End ▶ Harrisburg, Pa.

» 2016

Awards: Named to *Phil Steele's* All-Big Ten third team...Selected All-Big Ten third team by the conference coaches & media panel...Earned the Reid-Robinson Award (outstanding defensive lineman) award at the annual Nittany Lion Football Banquet.

Season: Appeared in 12 games with 11 starts...Made his first collegiate start vs. Kent State (9/3)...One of 18 first time starters in 2016.

Rankings (Entering Bowl Season): Is tied for No. 10 in the Big Ten in sacks per game (0.50 spg).

Kent State (9/3): Tied his career high with four stops...Notched his first solo tackle for loss with a tackle behind the line in the second quarter.

Minnesota (10/1): Made three tackles...Notched his first career sack in overtime to force Minnesota into a third-and-long situation.

Maryland (10/8): Tied a career high with four stops...Posted his second straight game with a sack, notching his second career quarterback takedown on the Terps opening drive...A part of a defense that allowed a season-low 11 first downs...Helped limit Maryland 14 points - all in the first half - 170 rushing yards and 270 yards of total offense, after the Terps entered averaging 43.2 points, 300.0 rushing and 466.2 yards of total offense per game.

Ohio State (10/22): Made three tackles...Had two combined sacks...Teamed with Garrett Sickels on a third-quarter takedown of J.T. Barrett...Combined with Kevin Givens on a fourth-down sack of J.T. Barrett to seal Penn State's first win over a Top 2 team since 1990 (at No. 1 Notre Dame) and the first at home since 1982 (No. 2 Nebraska)...

Helped the defense hold Ohio State scoreless in two quarters for the first time since Michigan State in 2015, which was Ohio State's last loss...Helped the defense to a season-high 11.0 tackles for loss, the most TFLs since posting 11.0 vs. Maryland in 2015...The 11.0 tackles for loss are the most yielded by the Buckeyes since giving up 11.0 vs. Alabama (2015)...

The 6.0 sacks given up by Ohio State are the most since yielding 7.0 against Virginia Tech (2014). **at Purdue (10/29):** Notched two stops...Helped the defense hold Purdue to just 46 yards rushing, the second opponent held under 50 yards rushing in 2016.

Iowa (11/5): Had two tackles...Sacked C.J. Beathard on third-and-10 to force a punt on the Hawkeyes' first drive of the third quarter...Had a quarterback hurry in the fourth quarter...Helped the defense hold Iowa to just 30 yards rushing, which was 137.9 yards below the Hawkeyes' season average (167.9 ypg)...

It was the fewest rushing yards allowed by Penn State since holding Massachusetts to three yards in 2014...It marked the first time Penn State had held two consecutive opponents to 46 yards rushing or fewer since 2007 (Notre Dame, zero yards; FIU, minus-3 yards)...

It was the first time since Penn State joined the Big Ten that it held consecutive conference opponents to 50 yards or less of rushing. **at Indiana (11/12):** Collected three tackles...Broke up a pair of passes...Combined with Garrett Sickels on a second-quarter sack.

at Rutgers (11/19): Posted one tackle, sack of Gio Rescigno in the fourth quarter, forcing his first career fumble in the process...Also had a quarterback hurry...Helped hold Rutgers to just 87 yards of total offense, the fewest given up by Penn State in Big Ten play and the fewest since 2006 vs. Temple (74)...

The five first downs allowed are the fewest in B1G play and fewest since 2006 vs. Temple (2)...Aided the Nittany Lions in compiling nine tackles for loss, the eighth time in 2016 they recorded at least 9.0 stops behind the line of scrimmage.

Michigan State (11/26): Had three tackles...Combined with Curtis Cothran on a third-quarter sack of Tyler O'Connor...Teamed with Grant Haley on a fourth-quarter tackle for loss. **vs. Wisconsin (12/3):** Posted three stops...Logged a solo tackle for loss in the fourth quarter.

» 2016 GAME-BY-GAME

Tackles (Solo-Assisted-Total)
KENT STATE 2-2-4; at Pitt 0-0-0; TEMPLE DNP; at Michigan 0-0-0; MINNESOTA 3-0-3; MARYLAND 2-2-4; OHIO STATE 1-2-3; at Purdue 1-1-2; IOWA 1-1-2; at Indiana 1-2-3; at Rutgers 1-0-1; MICHIGAN STATE 0-3-3; vs. Wisconsin 1-2-3.

» SCHWAN'S CAREER STATISTICS & GAME HIGHS

	UA-A	TK	FF	FR	I	PBU	SACK	TFL
2013	1-3	4	-	-	-	-	-	0.5-0
2014	4-2	6	-	-	-	-	-	-
2015	8-13	21	-	-	-	1	-	0.5-0
2016	13-15	28	1	-	-	2	6.0-43	8.5-47
CAREER	26-33	59	1	-	-	3	6.0-43	9.5-47

Tackles 4; Four Times: Last Maryland, 10/8/16

Sacks 1.0; Five Times: Last at Rutgers, 11/19/16

Tackles for Loss 1.0; Eight Times: Last vs. Wisconsin, 12/3/16

Pass Breakups 2; at Indiana, 11/12/16



4
NICK
SCOTT

5-11 ▶ 200 ▶ Jr./So. Eligible

Safety ▶ Fairfax, Va.

» 2016

Season: Appeared in 12 games...Wore No. 25 in the regular season final to honor injured senior Von Walker...Is tied for No. 2 on the team in special teams tackles (7).

Kent State (9/3): Made one tackle...Returned two kickoffs for 52 yards, including a long of 30 in the second quarter. **at Pitt (9/10):** Made one stop, an assisted special team stop with Troy Apke...Returned two kickoffs for 43 yards...Had a long return of 29 yards. **Temple (9/17):** Returned one kickoff for 17 yards. **Minnesota (10/1):** Returned one kickoff for 26 yards. **Maryland (10/8):** Logged a career-high three stops, all coming on special teams. **Michigan State (11/26):** Lone stop came on kickoff coverage...Added his first career pass breakup in the fourth quarter. **vs. Wisconsin (12/3):** Made an assisted tackle on kickoff return.

» 2016 GAME-BY-GAME

Tackles (Solo-Assisted-Total)
KENT STATE 0-1-1; at Pitt 0-1-1; TEMPLE 0-0-0; at Michigan 0-0-0; MINNESOTA 0-0-0; MARYLAND 1-2-3; OHIO STATE 0-0-0; at Purdue DNP; IOWA 0-0-0; at Indiana 0-0-0; at Rutgers 0-0-0; MICHIGAN STATE 1-0-1; vs. Wisconsin 0-1-1.

» SCOTT'S CAREER STATISTICS & GAME HIGHS

	UA-A	TK	FF	FR	I	PBU	SACK	TFL
2015	5-3	8	-	-	-	-	-	-
2016	2-5	7	-	-	-	1	-	-
CAREER	7-8	15	-	-	-	1	-	-

Tackles 3; Maryland, 10/8/15

Pass Breakups 1; Michigan State, 11/26/16

» 2016 GAME-BY-GAME

Kickoff Returns (Returns-Yards-TD-YPR)
KENT STATE 2-52-0-26.0; at Pitt 2-43-0-21.5; TEMPLE 1-17-0-17.0; at Michigan 0-0-0-0.0; MINNESOTA 1-26-0-26.0; MARYLAND 0-0-0-0.0; OHIO STATE 0-0-0-0.0; at Purdue DNP; IOWA 0-0-0-0.0; at Indiana 0-0-0-0.0; at Rutgers 0-0-0-0.0; MICHIGAN STATE 0-0-0-0.0; vs. Wisconsin 0-0-0-0.0.

» SCOTT'S CAREER KICKOFF RETURN STATISTICS & GAME HIGHS

	No.	Yds.	Avg.	TD	LG
2015	13	310	23.8	-	58
2016	6	138	23.0	-	30
CAREER	19	448	23.6	-	58

Kick Returns 4; vs. Maryland, 10/24/15

Kick Return Yards 85; vs. Maryland, 10/24/15

Long Kick Return 58 yards; Buffalo, 9/12/15




82
TYLER
SHOOP

5-11 ▶ 170 ▶ So./Fr. Eligible

Wide Receiver ▶ Nashville, Tenn.

» 2016

Season: Appeared in one game...Made his collegiate debut vs. Michigan State (11/26)...One of 27 freshmen (22 redshirt, 5 true) to appear in 2016.




36
TROY
SHORTS

5-10 ▶ 192 ▶ So./Fr. Eligible

Cornerback ▶ Sicklerville, N.J.

» 2016

Season: Appeared in one game...Made his collegiate debut vs. Michigan State (11/26)...One of 27 freshmen (22 redshirt, 5 true) to appear in 2016.



90
GARRETT
SICKELS

6-4 ▶ 260 ▶ Sr./Jr. Eligible

Defensive End ▶ Red Bank, N.J.

» 2016

Awards: Named to *Phil Steele's* and the *Athlon Sports* All-Big Ten third team...Selected All-Big Ten second team by the conference coaches and All-Big Ten third team by the media panel...Earned All-ECAC honorable mention honors...Named to the *Pro Football Focus* Big Ten Team of the Week following his performance vs. No. 2 Ohio State (10/22)...

Named to the *Pro Football Focus* Big Ten Team of the Week after his showing at Indiana (11/12)...Named Most Valuable Defensive Player at the annual Nittany Lion Football Banquet.

» 2016 GAME-BY-GAME

Season: Appeared in 13 games with 11 starts.

Rankings (Entering Bowl Season): Is tied for No. 11 in the Big Ten in sacks per game (0.46 spg)...Sits No. 14 in the Big Ten in tackles for loss per game (0.96 tflpg).

Kent State (9/3): Collected six tackles...Tied his career high with 1.0 sack...Combined with Nyeem Wartman-White on a second quarter sack and Antoine White on a fourth quarter sack...Combined with Jordan Smith for a tackle for loss in the third quarter...Penn State's seven sacks were the most since logging seven at Northwestern in 2011. **at Pitt (9/10):** Logged three solo stops. **Temple (9/17):** Registered three tackles...Combined with Parker Cothren for a sack of Phillip Walker in the fourth quarter...A part of a front seven that limited Temple to just 38 rushing yards, the fewest since holding Illinois to 37 yards on the ground in 2015. **at Michigan (9/24):** Made two tackles. **Minnesota (10/1):** Had one stop...Combined with Kevin Givens on a fourth quarter tackle for loss. **Maryland (10/8):** Registered a quarterback sack for his lone stop of the game...A part of a defense that allowed a season-low 11 first downs...Helped limit Maryland 14 points - all in the first half - 170 rushing yards and 270 yards of total offense, after the Terps entered averaging 43.2 points, 300.0 rushing and 466.2 yards of total offense per game. **Ohio State (10/22):** Totaled career highs for tackles (9), tackles for loss (3.5) and sacks (2.5), all coming in the second half...Made two solo takedowns of J.T. Barrett and combined with Evan Schwan for another sack...Added a solo TFL on Curtis Samuel...Helped the defense hold Ohio State scoreless in two quarters for the first time since Michigan State in 2015, which was Ohio State's last loss...Helped the defense to a season-high 11.0 tackles for loss, the most TFLs since posting 11.0 vs. Maryland in 2015...The 11.0 tackles for loss are the most yielded by the Buckeyes since giving

» 2016 GAME-BY-GAME

Tackles (Solo-Assisted-Total)
KENT STATE 2-2-4; at Pitt 0-0-0; TEMPLE DNP; at Michigan 0-0-0; MINNESOTA 3-0-3; MARYLAND 2-2-4; OHIO STATE 1-2-3; at Purdue 1-1-2; IOWA 1-1-2; at Indiana 1-2-3; at Rutgers 1-0-1; MICHIGAN STATE 0-3-3; vs. Wisconsin 1-2-3.

» SCOTT'S CAREER KICKOFF RETURN STATISTICS & GAME HIGHS

	No.	Yds.	Avg.	TD	LG
2015	13	310	23.8	-	58
2016	6	138	23.0	-	30
CAREER	19	448	23.6	-	58

Kick Returns 4; vs. Maryland, 10/24/15

Kick Return Yards 85; vs. Maryland, 10/24/15

Long Kick Return 58 yards; Buffalo, 9/12/15

up 11.0 vs. Alabama (2015)...The 6.0 sacks given up by Ohio State are the most since yielding 7.0 against Virginia Tech (2014). **at Purdue (10/29):** Had three tackles...Tallied one tackle for loss...Helped the defense hold Purdue to just 46 yards rushing, the second opponent held under 50 yards rushing in 2016. **Iowa (11/5):** Added three tackles...Combined with Curtis Cothran for a tackle for loss...Posted a quarterback hurry in the fourth quarter...Helped the defense hold Iowa to just 30 yards rushing, which was 137.9 yards below the Hawkeyes' season average (167.9 ypg)...It was the fewest rushing yards allowed by Penn State since holding Massachusetts to three yards in 2014...It marked the first time Penn State had held two consecutive opponents to 46 yards rushing or fewer since 2007 (Notre Dame, zero yards; FIU, minus-3 yards)...It was the first time since Penn State joined the Big Ten that it held consecutive conference opponents to 50 yards or less of rushing. **at Indiana (11/12):** Logged three tackles, all behind the line of scrimmage...Totaled 2.0 tackles for loss, including 1.0 sack...Combined with Kevin Givens on a first-quarter takedown of Richard Lagow, before teaming up with Evan Schwan on a second-quarter sack...Helped the Nittany Lion defense generate nine tackles for loss, marking the seventh time in 2016 the unit has posted at least 9.0 TFL in a game. **at Rutgers (11/19):** Posted a third-quarter tackle for loss for his lone stop in the game...Helped hold Rutgers to just 87 yards of total offense, the fewest given up by Penn State in Big Ten play and the fewest since 2006 vs. Temple (74)...The five first downs allowed are the fewest in B1G play and fewest since 2006 vs. Temple (2)...Aided the Nittany Lions in compiling nine tackles for loss, the eighth time in 2016 they recorded at least 9.0 stops behind the line of scrimmage. **Michigan State (11/29):** Collected eight tackles...Made a solo tackle for loss in the first quarter...Had a second-quarter quarterback hurry. **vs. Wisconsin (12/3):** Totaled three stops - two solo.

» 2016 GAME-BY-GAME

Tackles (Solo-Assisted-Total)

KENT STATE 1-5-6; at Pitt 3-0-3; TEMPLE 2-1-3; at Michigan 1-1-2; MINNESOTA 0-1-1; MARYLAND 1-0-1; OHIO STATE 3-6-9; at Purdue 3-0-3; IOWA 0-3-3; at Indiana 1-2-3; at Rutgers 1-0-1; MICHIGAN STATE 4-4-8; vs. Wisconsin 2-1-3.

» SICKLES' CAREER STATISTICS & GAME HIGHS

	UA-A	TK	FF	FR	I	PBU	SACK	TFL
2014	7-4	11	-	-	-	-	2.0-10	3.0-12
2015	13-22	35	1	2	-	1	3.0-19	5.0-26
2016	22-24	46	-	-	-	-	6.0-42	12.5-59
CAREER	42-50	92	1	2	-	1	11.0-71	20.5-97

Tackles 9; Ohio State, 10/22/16
Sacks 2.5; Ohio State, 10/22/16
Tackles for Loss 3.5; Ohio State, 10/22/16
Forced Fumbles 1; San Diego State, 9/26/15
Fumble Recoveries 1; Twice: Last vs. Maryland 10/24/15
Pass Breakups 1; San Diego State, 9/26/15




64
ZACH
SIMPSON

6-3 > 292 > So./Fr. Eligible
 Guard > Hollidaysburg, Pa.

» 2016

Season: Appeared in 11 games...One of 27 freshmen (22 redshirt, 5 true) to appear in 2016.

Temple (9/17): Made his collegiate debut on special teams. **at Michigan (9/24):** Saw snaps on kickoff return. **Minnesota (10/1):** Was a part of the kickoff return team. **Maryland (10/1):** Was a part of the kickoff return team. **Ohio State (10/22):** Appeared on kickoff return. **at Purdue (10/29):** Appeared on kickoff return. **Iowa (11/5):** Appeared on kickoff return. **at Indiana (11/12):** Appeared on kickoff return. **at Rutgers (11/19):** Appeared on kickoff return. **Michigan State (11/26):** Appeared on kickoff return. **vs. Wisconsin (12/3):** Appeared on kickoff return.



47
BRANDON
SMITH

6-0 > 228 > Sr./Jr. Eligible
 Linebacker > Winfield, Pa.

» 2016

Awards: Named CoSIDA Academic All-District...Was a finalist for the Pop Warner Award...Selected Big Ten Defensive Player of the Week on Oct. 10 after his 14-tackle effort vs. Maryland...Named Academic All-Big Ten.

Season: Appeared in 13 games with two starts...Made his first career start at Michigan (9/24)...One of 18 first time starters in 2016...Played just three defensive snaps in his career (all in 2016) and just 44 career snaps prior to playing 68 snaps vs. Temple (9/17).

Temple (9/17): Made eight tackles - four solo - after entering the game midway through the second quarter...Combined with Torrence Brown for his first career tackle for loss...Logged first career pass breakup...A part of a front seven that limited Temple to just 38 rushing yards, the fewest since holding Illinois to 37 yards on the ground in 2015. **at Michigan (9/24):** Made two tackles...Had a career-high 1.0 tackle for loss, a solo stop behind the line of scrimmage in the first quarter...Missed the final three quarters after being disqualified from the game near the start of the second quarter.

Minnesota (10/1): Notched seven stops, including a combined tackle for loss with Parker Cothren in the first quarter...Had one pass breakup. **Maryland (10/1):** Earned Big Ten Defensive Player of the Week on Oct. 10 after logging a career-high 14 tackles...Made his first career interception in the first quarter...Combined with Koa Farmer on a third quarter tackle for loss and Jordan Smith on a fourth quarter takedown behind the line of scrimmage...A part of a defense that allowed a season-low 11 first downs...Helped limit Maryland 14 points - all in the first half - 170 rushing yards and 270 yards of total offense, after the Terps entered averaging 43.2 points, 300.0 rushing and 466.2 yards of total offense per game. **Ohio State (10/22):** Totaled four tackles...Helped the defense hold Ohio State scoreless in two quarters for the first time since Michigan State in 2015, which was Ohio State's last loss. **at Purdue (10/29):** Pulled in his second career interception, returning it 22 yards to set up Penn State's opening score of the second half...Logged four tackles...Helped Penn State force four turnovers. **Iowa (11/5):** Ranked second on the team with four tackles...Helped the defense hold Iowa to just 30 yards rushing, which was 137.9 yards below the Hawkeyes' season average (167.9 ypg)...It was the fewest rushing yards allowed by Penn State since holding Massachusetts to three yards in 2014...It marked the first time Penn State had held two consecutive opponents to 46 yards rushing or fewer since 2007 (Notre Dame, zero yards; FIU, minus-3 yards)...It was the first time since Penn State joined the Big Ten that it held consecutive conference opponents to 50 yards or less of rushing. **at Indiana (11/12):** Notched three tackles...Added a pass breakup on fourth-and-goal at the IU 1-yard line. **at Rutgers (11/19):** Made three stops...Combined with Cam Brown on a fourth-quarter sack of Gio Rescigno...Aided the Nittany Lions in compiling nine tackles for loss, the eighth time in 2016 they recorded at least 9.0 stops behind the line of scrimmage. **Michigan State (11/26):** Made five tackles...Combined with Curtis Cothran for a tackle for loss in the fourth quarter.

Wisconsin (12/3): Made three tackles...Had one stop on kickoff return and one on punt coverage.

» 2016 GAME-BY-GAME

Tackles (Solo-Assisted-Total)

KENT STATE 0-0-0; at Pitt 0-0-0; TEMPLE 4-4-8; at Michigan 1-1-2; MINNESOTA 2-5-7; MARYLAND 2-12-14; OHIO STATE 1-3-4; at Purdue 3-1-4; IOWA 2-2-4; at Indiana 1-2-3; at Rutgers 2-1-3; MICHIGAN STATE 3-2-5; vs. Wisconsin 0-0-0.

» SMITH'S CAREER STATISTICS & GAME HIGHS

	UA-A	TK	FF	FR	I	PBU	SACK	TFL
2014					DNP			
2015	0-1	1	-	-	-	-	-	-
2016	21-33	54	-	-	2	3	0.5-2	4.0-7
CAREER	21-34	55	-	-	2	3	0.5-2	4.0-7

Tackles 14; Maryland, 10/8/16
Sacks 0.5; at Rutgers, 11/19/16
Tackles for Loss 1.0; Twice: Last Maryland, 10/8/16
Interceptions 1; Twice: Last at Purdue, 10/29/16
Pass Breakups 1; Three Times: Last at Indiana, 11/12/16



12
JORDAN
SMITH

5-10 > 185 > Sr./Sr. Eligible
 Cornerback > Washington, D.C.

» 2016

Awards: Given the Quarterback Club Special Award at the annual Nittany Lion Football Banquet.

Season: Appeared in 12 games.

Kent State (9/3): Posted one tackle...Tied a career high with 0.5 tackle for loss...Lone stop was a combined tackle for loss with Garrett Sickels in the third quarter. **Minnesota (10/1):** Logged a career-high four tackles...Posted his first career interception, a pick in the end zone to end a Gopher scoring threat...The interception marked the first time in 2016 Minnesota didn't score when in the red zone...Added a career-best two pass breakups. **Maryland (10/1):** Had two tackles, including a combined tackle for loss with Brandon Smith in the fourth quarter. **Ohio State (10/22):** Contributed a big pass breakup on a deep pass on second-and-2 during Ohio State's final drive. **at Purdue (10/29):** Recovered his first career fumble on a muffed punt in the third quarter to set up Penn State's second score of the third quarter...Helped Penn State force four turnovers. **Iowa (11/5):** Had one tackle. **at Indiana (11/12):** Made two tackles. **at Rutgers (11/19):** Posted three tackles - including two on special teams. **vs. Wisconsin (12/3):** Made three tackles...Had one stop on kickoff return and one on punt coverage.

» 2016 GAME-BY-GAME


Tackles (Solo-Assisted-Total)

KENT STATE 0-1-1; at Pitt DNP; TEMPLE 0-0-0; at Michigan 0-0-0; MINNESOTA 2-2-4; MARYLAND 0-2-2; OHIO STATE 0-0-0; at Purdue 0-0-0; IOWA 1-0-1; at Indiana 2-0-2; at Rutgers 2-1-3; MICHIGAN STATE 0-0-0; vs. Wisconsin 2-1-3.

» SMITH'S CAREER STATISTICS & GAME HIGHS

	UA-A	TK	FF	FR	I	PBU	SACK	TFL
2013	3-2	5	-	-	-	-	-	-
2014	-	-	-	-	-	-	-	-
2015	1-3	4	-	-	-	-	-	0.5-1
2016	9-7	16	-	1	1	3	-	1.0-5
CAREER	13-12	25	-	1	1	3	-	1.5-6

Tackles 4; Minnesota, 10/1/16
Tackles for Loss 0.5; Three Times: Last Maryland, 10/8/16
Fumble Recoveries 1; at Purdue, 10/29/16
Interceptions 1; Minnesota, 10/1/16
Pass Breakups 2; Minnesota, 10/1/16



2
TOMMY
STEVENS

6-4 > 218 > So./Fr. Eligible
 Quarterback > Indianapolis, Ind.

» 2016

Season: Appeared in seven games...One of 27 freshmen (22 redshirt, 5 true) to appear in 2016.

Kent State (9/3): Made his collegiate debut. **Maryland (10/1):** Saw snaps at quarterback in the fourth quarter, but did not throw a pass...Carried the ball four times for 36 yards. **at Purdue (10/29):** Attempted his first passes as a collegiate quarterback, completing his first career pass to Irvin Charles for 26 yards...Was 1-of-2 passing...Rushed five times for 31 yards, including an 18-yard rush in the fourth quarter. **Iowa (11/5):** Ran five times for a career-best 70 yards...Lined up at wide receiver and took the handoff on the jet sweep, rumbling 13 yards for his first career touchdown in the fourth quarter...Added a career-long 45-yard rush in the fourth quarter. **at Indiana (11/12):** Had one first-quarter rush for no gain. **at Rutgers (11/19):** Rushed six times for 62 yards...Scampered for a 12-yard touchdown run in the fourth quarter...Had a long rush of 31 yards. **Michigan State (11/26):** Completed his only pass attempt for 10 yards in the fourth quarter.

» 2016 GAME-BY-GAME

Passing (Comp-Att-Yds-TD-INT)

KENT STATE 0-0-0-0-0; at Pitt DNP; TEMPLE DNP; at Michigan DNP; MINNESOTA DNP; MARYLAND 0-0-0; OHIO STATE DNP; at Purdue 1-2-26-0-0; IOWA 0-0-0-0-0; at Indiana 0-0-0-0-0; at Rutgers 0-0-0-0-0; MICHIGAN STATE 1-1-10-0-0; vs. Wisconsin DNP.

» STEVENS' CAREER PASSING STATISTICS & GAME HIGHS

	C-A	Yds.	%	TD-INT	YPG	LG
2016	2-3	36	66.7	-	5.1	26
CAREER	2-3	36	66.7	-	5.1	26

Pass Completions 1; Twice: Last Michigan State, 11/26/16
Pass Attempts 2; at Purdue, 10/29/16
Passing Yards 26; at Purdue, 10/29/16
Long Pass 26 yards; at Purdue, 10/29/16

» 2016 GAME-BY-GAME

Rushing (Carries-Yards-TD)


KENT STATE 0-0-0; at Pitt DNP; Temple DNP; at Michigan DNP; MINNESOTA DNP; MARYLAND 4-36-0; OHIO STATE DNP; at Purdue 5-31-0; IOWA 5-70-1; at Indiana 1-0-0; at Rutgers 6-61-1; MICHIGAN STATE 0-0-0; vs. Wisconsin DNP.

» STEVENS' CAREER OFFENSIVE STATISTICS & GAME HIGHS

SEASON	Att.-Yds.	Avg.	TD	LG	Rec.-Yds.	Avg.	TD	LG
2016	21-198	9.4	2	45	-	-	-	-
CAREER	21-198	9.4	2	45	-	-	-	-

Rushing attempts 6; at Rutgers, 11/19/16
Rushing Yards 70; Iowa, 11/5/16
Rushing Touchdowns 1; Twice: Last at Rutgers, 11/19/16
Longest Rush 45 yards; Iowa, 11/5/16

All-Purpose Yards 70; Iowa, 11/5/16
Total Offense 70; Iowa, 11/5/16



17
GARRETT
TAYLOR

6-0 > 193 > So./Fr. Eligible

Cornerback > Richmond, Va.

» 2016

Awards: Named Academic All-Big Ten.

Season: Appeared in 11 games...One of 27 freshmen (22 redshirt, 5 true) to appear in 2016.

Kent State (9/3): Made his collegiate debut. **Maryland (10/1):** Made his first collegiate tackle in the second quarter on kickoff coverage. **Ohio State (10/22):** Made a solo stop on punt return in the second quarter to pin Ohio State at its own 11-yard line to start the drive. **at Rutgers (11/19):** Recovered Juwan Johnson's blocked punt in the third quarter at the Rutgers 10-yard line, which led to Penn State's first touchdown of the game.

» 2016 GAME-BY-GAME

Tackles (Solo-Assisted-Total)

KENT STATE 0-0-0; at Pitt 0-0-0; TEMPLE 0-0-0; at Michigan 0-0-0; MINNESOTA 0-0-0; MARYLAND 0-1-1; OHIO STATE 1-0-1; at Purdue 0-0-0; IOWA DNP; at Indiana DNP; at Rutgers 0-0-0; MICHIGAN STATE 0-0-0; vs. Wisconsin 0-0-0.

» TAYLOR'S CAREER STATISTICS & GAME HIGHS

	UA-A	TK	FF	FR	I	PBU	SACK	TFL
2016	1-1	2	-	-	-	1	-	-
CAREER	1-1	2	-	-	-	1	-	-

Tackles 1; Twice: Last Ohio State, 10/22/16
Pass Breakups 1; at Rutgers, 11/19/16



20
JOHNATHAN
THOMAS

5-11 > 220 > Jr./So. Eligible

Linebacker > Peabody, Mass.

» 2016

Season: Appeared in four games.

» 2016 GAME-BY-GAME

Tackles (Solo-Assisted-Total)

KENT STATE 0-0-0; at Pitt DNP; TEMPLE 0-0-0; at Michigan DNP; MINNESOTA 0-0-0; MARYLAND DNP; OHIO STATE DNP; at Purdue DNP; IOWA DNP; at Indiana DNP; at Rutgers 0-0-0; MICHIGAN STATE DNP; vs. Wisconsin DNP.



3
DeANDRE
THOMPKINS

5-11 > 190 > Jr./So. Eligible

Wide Receiver > Hubert, N.C.

» 2016

Season: Appeared in 12 games with six starts...Made his first career start at Pitt...One of 18 first time starters in 2016.

Rankings (Entering Bowl Season): Sits No. 43 nationally and No. 4 in the Big Ten in yards per reception (17.24 ypr).

Kent State (9/3): Made one catch for 43 yards. **at Pitt (9/10):** Made his first collegiate start...Made three receptions for 87 receiving yards...On Penn State's third scoring drive, made a 14-yard grab on third-and-8 and a 39-yard catch to set up first-and-goal from the Pitt 2-yard line...Had a 34-yard catch and run on fourth-and-16 in the fourth quarter. **Temple (9/17):** Made three grabs for 36 yards. **at Michigan (9/24):** Made three catches...Netted minus-1 yards...Had two tackles. **Minnesota (10/1):** Made a career-high four catches...Totalled 72 yards on the day...Made a then-career-long 53 yard reception in the first quarter. **Maryland (10/1):** Led all players with a career-high 91 receiving yards on four receptions...Hauled in a career-long 70-yard catch for his first career touchdown catch to end the third quarter. **Iowa (11/5):** Had one catch for 25 yards...Returned one punt for two yards...Returned his first career kickoff for five yards. **at Rutgers (11/19):** Tied his career high with four catches...Totalled 40 yards receiving. **Michigan State (11/26):** Caught two passes for 38 yards.

» 2016 GAME-BY-GAME

Receiving (Receptions-Yards-TD)

KENT STATE 1-43-0; at Pitt 3-87-0; TEMPLE 3-36-0; at Michigan 3-(-1)-0; MINNESOTA 4-72-0; MARYLAND 4-91-1; OHIO STATE 0-0-0; at Purdue DNP; IOWA 1-25-0; at Indiana 0-0-0; at Rutgers 4-40-0; MICHIGAN STATE 2-38-0; vs. Wisconsin 0-0-0.

» THOMPKINS' CAREER OFFENSIVE STATISTICS & GAME HIGHS

	Att.-Yds.	Avg.	TD	LG	Rec.-Yds.	Avg.	TD	LG
2015	5-12	2.4	1	6	3-33	11.0	-	31
2016	-	-	-	-	25-431	17.2	1	70
CAREER	5-12	2.4	1	6	28-464	16.6	1	70

Rush Attempts 2; Twice: Last Indiana, 10/10/15
Rush Yards 11; Indiana, 10/10/15
Rushing TDs 1; Rutgers, 9/19/15
Long Rush 6 yards; Indiana, 10/10/15

Receptions 4; Three Times: Last at Rutgers, 11/19/16
Receiving Yards 91; Maryland, 10/8/16
Receiving Touchdowns 1; Maryland, 10/8/16
Long Reception 70 yards; Maryland, 10/8/16

Total Offense Yards 91; Maryland, 10/8/16
All-Purpose Yards 91; Maryland, 10/8/16

» 2016 GAME-BY-GAME

Punt Returns (Returns-Yards-TD-YPR)


KENT STATE 0-0-0-0.0; at Pitt 0-0-0-0.0; TEMPLE 0-0-0-0.0; at Michigan 0-0-0-0.0; MINNESOTA 0-0-0-0.0; MARYLAND 0-0-0-0.0; OHIO STATE 0-0-0-0.0; at Purdue DNP; IOWA 1-2-0-2.0; at Indiana 0-0-0-0.0; at Rutgers 0-0-0-0.0; MICHIGAN STATE 0-0-0-0.0; vs. Wisconsin 0-0-0-0.0.

» THOMPKINS' CAREER PUNT RETURN STATISTICS & GAME HIGHS

	No.	Yds.	Avg.	TD	LG
2015	23	178	7.7	-	58
2016	1	2	2.0	-	2
CAREER	24	180	7.5	-	58

Punt Returns 5; Indiana, 10/10/15
Punt Return Yards 71; Buffalo, 9/12/15
Long Punt Return 58 yards; Buffalo, 9/12/15

NOTE: Owns one kickoff return for five yards (vs. Iowa, 11/5/16).



25
VON
WALKER

5-11 > 213 > Sr./Sr. Eligible

Linebacker > Mill Hall, Pa.

» 2016

Awards: Won the Bob Mitinger Memorial Award (senior who exhibits courage, character and social responsibility) and was honored with the Captain's Award at the annual Nittany Lion Football Banquet.

Season: Appeared in 11 games...Will miss the remainder of the season after suffering an injury in the second quarter at Rutgers (11/19)...Ranks tied for No. 2 on the team in special teams stops (7), missing the last two games due to injury...Selected team captain for the second time in his career...One of only eight Penn State players named two-time team captain.

at Pitt (9/10): Made one solo stop...Collected a solo hit on the opening kickoff of the fourth quarter. **Minnesota (10/1):** Made one tackle. **Maryland (10/1):** Made one tackle on special teams. **Ohio State (10/22):** Made a pair of solo stops on special teams. **Iowa (11/5):** Made one tackle on kickoff coverage. **at Indiana (11/12):** Made one tackle on kickoff coverage in the fourth quarter. **at Rutgers (11/19):** Left the game in the second quarter due to injury.

» 2016 GAME-BY-GAME

Tackles (Solo-Assisted-Total)

KENT STATE 0-0-0; at Pitt 1-0-1; TEMPLE 0-0-0; at Michigan 0-0-0; MINNESOTA 1-0-1; MARYLAND 1-0-1; OHIO STATE 2-0-2; at Purdue 0-0-0; IOWA 1-0-1; at Indiana 0-1-1; at Rutgers 0-0-0; MICHIGAN STATE INJ.; vs. Wisconsin INJ.

» WALKER'S CAREER STATISTICS & GAME HIGHS

	UA-A	TK	FF	FR	I	PBU	SACK	TFL
2013	3-1	4	-	-	-	-	-	-
2014	5-7	12	-	-	-	-	-	1.0-2
2015	6-4	10	-	1	-	-	-	-
2016	6-1	7	-	-	-	-	-	-
CAREER	20-13	33	-	1	0	0	-	1.0-2

Tackles 3; Three Times: Last Army, 10/3/15
Tackles for Loss 1.0; Massachusetts, 9/20/14
Fumble Recoveries 1; Army, 10/3/15
Blocked Kicks 1; Michigan, 11/21/15





5
NY'EEM
WARTMAN-WHITE

6-1 > 240 > Gr./Sr. Eligible

Linebacker > Philadelphia, Pa.

» 2016

Awards: Selected to the Butkus Award Preseason Watch List.

Season: Started three games...Will miss the remainder of the season after suffering an injury in the first quarter against Temple (9/17).

Kent State (9/3): Returned to the field after suffering an injury (knee) in the 2015 season opener...Made five stops...Combined with Garrett Sickels for a sack of Justin Agner in the second quarter...Penn State's seven sacks were the most since logging seven at Northwestern in 2011...Broke up two passes. **at Pitt (9/10):** Tied for game high with nine stops, including seven solo hits...Had a career-high 3.0 tackles for loss in the game...Made solo stops behind the line of scrimmage twice in the second quarter and one in the third quarter. **Temple (9/17):** Left the game in the first quarter.

» 2016 GAME-BY-GAME

Tackles (Solo-Assisted-Total)

KENT STATE 1-4-5; at Pitt 7-2-9; TEMPLE 0-0-0; at Michigan INJ; MINNESOTA INJ; MARYLAND INJ; OHIO STATE INJ; at Purdue INJ; IOWA INJ; at Indiana INJ; at Rutgers INJ; MICHIGAN STATE INJ; vs. Wisconsin INJ.

» WARTMAN-WHITE'S CAREER STATISTICS & GAME HIGHS

	UA-A	TK	FF	FR	I	PBU	SACK	TFL
2012	1-0	1	-	-	-	-	-	-
2013	17-15	32	1	-	-	4	1.0-4	2.5-8
2014	32-43	75	-	-	1	-	-	3.5-5
2015	2-0	2	-	-	-	-	-	-
2016	8-6	14	-	-	-	2	0.5-4	3.5-8
CAREER	60-64	124	1	-	1	6	1.5-8	9.5-21

Tackles 11; vs. Boston College, 12/27/14

Sacks 1.0; Purdue, 11/16/13

Tackles for Loss 3.0; at Pitt, 9/10/16

Interceptions 1; at Indiana, 11/8/14

Long Interception Return 13 yards; at Indiana, 11/8/14

Forced Fumbles 1; Purdue, 11/16/13

Pass Breakups 3; Eastern Michigan, 9/7/13



93
ANTOINE
WHITE

6-2 > 290 > Jr./So. Eligible

Defensive Tackle > Millville, N.J.

» 2016

Season: Appeared in 12 games.

Kent State (9/3): Logged five tackles...Had 1.5 sacks in the game, combining with Parker Cothren and Garrett Sickels on separate quarterback take downs during Kent State's first drive of the fourth quarter...Later combined with John Reid on a fourth-quarter sack...Penn State's seven sacks were the most since logging seven at Northwestern in 2011. **at Pitt (9/10):** Made three tackles, including one solo. **at Michigan (9/24):** Notched four tackles. **Minnesota (10/1):** Collected two tackles. **Maryland (10/1):** Logged one stop. **Iowa (11/5):** Made one tackle.

» 2016 GAME-BY-GAME

Tackles (Solo-Assisted-Total)

KENT STATE 1-4-5; at Pitt 1-2-3; TEMPLE 0-0-0; at Michigan 3-1-4; MINNESOTA 1-1-2; MARYLAND 0-1-1; OHIO STATE 0-0-0; at Purdue 0-0-0; IOWA 0-1-1; at Indiana 0-0-0; at Rutgers 0-0-0; MICHIGAN STATE 0-0-0; vs. Wisconsin 0-1-1.

» WHITE'S CAREER STATISTICS & GAME HIGHS

	UA-A	TK	FF	FR	I	PBU	SACK	TFL
2015	4-8	12	-	-	-	-	1.0-5	1.5-6
2016	6-11	17	-	-	-	-	1.5-10	1.5-10
CAREER	10-19	29	-	-	-	-	2.5-15	3.0-16

Tackles 5; Kent State, 9/3/16

Sacks 1.5; Kent State, 9/3/16

Tackles for Loss 1.5; Kent State, 9/3/16



54
ROBERT
WINDSOR

6-4 > 305 > So./Fr. Eligible

Defensive Tackle > Fond Du Lac, Wis.

» 2016

Awards: Selected honorable mention *BTN.com* All-Big Ten Freshman Team.

Season: Appeared in 13 games with one start...One of 18 first time starters in 2016...One of 27 freshmen (22 redshirt, 5 true) to appear in 2016...Made his first career start at Purdue (10/29).

Kent State (9/3): Made his collegiate debut. **at Pitt (9/10):** Collected a career-high four tackles...Combined with Malik Golden on a TFL in the second quarter. **Temple (9/17):** Had two tackles...Combined with Torrence Brown on a sack of Phillip Walker in the fourth quarter, his first career quarterback takedown...A part of a front seven that limited Temple to just 38 rushing yards, the fewest since holding Illinois to 37 yards on the ground in 2015. **Minnesota (10/1):** Had two tackles...Combined with Kevin Givens on a fourth-quarter sack. **Maryland (10/1):** Collected three tackles, including a pair of fourth quarter stops. **Ohio State (10/22):** Logged two tackles...Made the push up front to open gap on Marcus Allen's blocked field goal in the fourth quarter, which was returned by Grant Haley for the game-winning touchdown. **at Purdue (10/29):** Made his first career start...Totaled three tackles...Helped the defense hold Purdue to just 46 yards rushing, the second opponent held under 50 yards rushing in 2016. **Iowa (11/5):** Posted three tackles. **at Rutgers (11/19):** Made one tackle. **Michigan State (11/26):** Had one tackle.

» 2016 GAME-BY-GAME

Tackles (Solo-Assisted-Total)

KENT STATE 0-1-1; at Pitt 2-2-4; TEMPLE 0-2-2; at Michigan 0-0-0; MINNESOTA 1-1-2; MARYLAND 2-1-3; OHIO STATE 0-2-2; at Purdue 2-1-3; IOWA 1-2-3; at Indiana 0-0-0; at Rutgers 1-0-1; MICHIGAN STATE 0-1-1; vs. Wisconsin 0-0-0.

» WINDSOR'S CAREER STATISTICS & GAME HIGHS

	UA-A	TK	FF	FR	I	PBU	SACK	TFL
2016	9-13	22	-	-	-	-	1.0-6	1.5-6
CAREER	9-13	22	-	-	-	-	1.0-6	1.5-6

Tackles 4; at Pitt, 9/10/16

Sacks 0.5; Twice: Last Minnesota, 10/1/16

Tackles For Loss 0.5; Three Times: Last Minnesota, 10/1/16



77
CHAS
WRIGHT

6-7 > 343 > Jr./So. Eligible

Tackle/Guard > Woodbridge, Va.

» 2016

Season: Appeared in 13 games with four starts...One of 18 first time starters in 2016...Made his first career at Indiana (11/12).

Iowa (11/5): Saw the most extensive action of his career, after entering the game at left tackle on the third offensive play of the game after Brendan Mahon left the game...Blocked for a 167-yard rushing effort by Saquon Barkley and a 240-yard passing night for Trace McSorley...Helped Penn State to 599 yards of total offense, the most since recording 661 yards at Rutgers (1995) and the highest total offense output by Penn State against a Big Ten team since 653 yards against Michigan State (1994)...Overall Penn State rushed for 359 yards...His efforts enabled the Nittany Lions to go 7-of-14 on third down and the offense did not have a single three-and-out in the game. **at Indiana (11/12):** Helped protect Trace McSorley during his 332-yard passing game, the third of his career - all coming in 2016. **at Rutgers (11/19):** Helped Penn State pile up eighth game of 400-plus yards and the fourth game in 2016 with at least 500 yards...Protected Trace McSorley to the tune of 210 yards passing, his eighth 200-yard passing game of the season. **Michigan State (11/26):** Instrumental in Penn State gaining 463 yards of total offense, its ninth game with at least 400 yards...Helped Trace McSorley pile up 389 yards of total offense, the sixth-most in program history...McSorley threw for 376 yards - the fifth-highest total in school history - with four touchdown passes and rushed for 13 yards. **vs. Wisconsin (12/3):** Helped Penn State score 38 points, the most scored by a Wisconsin opponent since 2014 (Ohio State, 59)...Protected quarterback Trace McSorley, who threw for 384 yards, which ranks No. 4 in Penn State history and broke the Big Ten Championship game passing record...Also gave McSorley time to connect on a Big Ten Championship game-record four passing touchdowns...Paved the way for Saquon Barkley's 83 yards rushing, which enabled him to break Evan Royster's Penn State sophomore rushing record.



44
TYLER
YAZUJIAN

5-11 > 235 > Sr./Sr. Eligible

Long Snapper > Royersford, Pa.

» 2016

Awards: Earned first team CoSIDA Academic All-America...Is the 16th two-time Academic All-American in Penn State history, after earning second team honors in 2015...Named Penn State's Big Ten Sportsmanship Award recipient...Selected CoSIDA Academic All-District...Named a semifinalist for the Campbell Trophy, which recognizes an individual as the premier football scholar-athlete in the nation...Named Academic All-Big Ten for the third time in his career...Earned the Nittany Lion Club Academic Achievement Award (senior with highest cumulative GPA) at the annual Nittany Lion Football Banquet.

Season: Appeared in 13 games...Has handled all of the long snapping duties since the start of the 2014 season.

Purdue (11/29): Cleared punt returner after a muffed punt to enable Jordan Smith to recover the fumble on the play. **Michigan State (11/26):** Kept the ball from reaching the end zone on the fourth-quarter Blake Gillikin punt that was downed at the 2-yard line.

» YAZUJIAN'S CAREER GAME HIGHS

Tackles 1; Twice: Last Indiana, 10/10/15



@PennStateFBall



PSUfball

2016

PSUnivald.com

GoPSUsports.com



PENN STATE GAME-BY-GAME

	KSU	at PITT	TEM	at MICH	MINN	UMD	OSU	at PUR	IOWA	at IND	at RU	MSU	WIS
First Downs	19	20	21	12	19	28	13	24	24	18	25	18	21
Rushing	9	6	8	3	7	21	6	11	15	5	16	4	3
Passing	9	12	8	6	8	5	6	10	9	11	8	14	16
Penalty	1	2	5	3	4	2	1	3	0	2	1	0	2
Net Yards Rushing	145	74	116	70	136	372	122	257	359	77	339	77	51
Rushing Attempts	38	31	37	28	28	62	37	38	52	45	49	33	29
Average Per Rush	3.8	2.4	3.1	2.5	4.9	6.0	3.3	6.8	6.9	1.7	6.9	2.3	1.8
Rushing Touchdowns	1	4	3	0	2	3	1	5	3	3	3	2	1
Yards Gained	176	114	173	108	162	415	186	291	371	137	340	106	102
Yards Lost	31	40	57	38	26	43	64	34	12	60	1	29	51
Net Yards Passing	209	332	287	121	335	152	154	254	240	332	210	386	384
Completions	16	24	18	16	19	10	8	13	11	16	17	18	22
Attempts	31	35	24	27	42	19	23	25	18	30	33	24	31
Interceptions	0	1	1	1	0	0	0	0	0	2	0	0	0
Yards Per Attempt	6.7	9.5	12.0	4.5	8.0	8.0	6.7	10.2	13.3	11.1	6.4	16.1	12.4
Yards Per Completion	13.1	13.8	15.9	7.6	17.6	15.2	19.2	19.5	21.8	20.8	12.4	21.4	17.5
Passing Touchdowns	2	1	1	1	1	2	1	3	2	2	1	4	4
Total Offensive Yards	354	406	403	191	471	524	276	511	599	409	549	463	435
Plays	69	66	61	55	70	81	60	63	70	75	82	57	60
Yards Per Play	5.1	6.2	6.6	3.5	6.7	6.5	4.6	8.1	8.6	5.5	6.7	8.1	7.2
Fumbles-Lost	2-1	5-3	5-2	1-1	0-0	2-1	2-1	1-0	0-0	0-0	1-1	0-0	2-2
Penalties-Yards	5-55	4-35	7-62	2-13	5-65	7-50	1-5	11-91	9-86	5-40	3-15	1-15	3-25
Punts-Yards	6-282	5-233	3-105	6-270	6-235	6-177	7-264	3-124	2-81	6-233	3-143	4-187	2-98
Yards Per Punt	47.0	46.6	35.0	45.0	39.2	29.5	37.7	41.3	40.5	38.8	47.7	46.8	49.0
Net Yards Per Punt	43.3	42.4	28.3	36.0	33.7	25.3	38.3	34.0	40.5	35.5	43.0	46.8	49.0
Inside 20	2	3	2	1	1	4	3	0	2	1	1	2	1
50+ Yard Kicks	1	2	0	1	1	0	0	1	0	1	1	1	1
Touchbacks	1	1	1	0	1	0	0	0	0	1	0	0	0
Fair Catch	1	1	1	2	1	1	4	0	1	4	1	1	1
Kickoffs-Yards	7-453	7-424	7-451	3-159	6-372	7-428	6-356	11-705	7-450	8-491	9-523	8-513	7-450
Yards Per Kickoff	64.7	60.6	64.4	53.0	62.0	61.1	59.3	64.1	64.3	61.4	58.1	64.1	64.3
Net Yards Per Kickoff	40.1	32.3	43.0	44.0	40.8	42.0	41.8	43.9	42.4	42.4	36.2	45.0	41.1
Touchbacks	6	4	6	0	3	2	1	5	3	3	4	4	4
Punt Returns	4	4	6	0	2	1	5	0	1	4	1	0	1
Yards	22	61	6	0	2	8	15	0	2	35	20	0	5
Touchdowns	0	0	0	0	0	0	0	0	0	0	0	0	0
Yards Per PR	5.5	15.2	1.0	0.0	1.0	8.0	3.0	0.0	2.0	8.8	20.0	0.0	5.0
Kickoff Returns	4	5	4	3	2	3	4	3	3	5	1	3	4
Yards	88	110	83	67	26	50	89	27	77	79	12	63	83
Touchdowns	0	0	0	0	0	0	0	0	0	0	0	0	0
Yards Per KR	22.0	22.0	20.8	22.3	13.0	16.7	22.2	9.0	25.7	15.8	12.0	21.0	20.8
Interceptions	2	1	1	0	1	1	0	2	1	0	0	0	0
Yards	30	8	14	0	0	0	0	40	10	0	0	0	0
Touchdowns	1	0	0	0	0	0	0	0	0	0	0	0	0
Fumble Recoveries	1	1	0	0	0	1	0	2	0	5	0	1	0
Returns-Yards	1-6	1-4	-	-	-	-	-	-	-	1-9	-	-	-
Touchdowns	0	0	0	0	0	0	1	0	0	1	0	0	0
Miscellaneous Yards	0	0	0	0	0	0	72	0	0	0	0	0	0
Possession Times	27:04	24:31	28:33	24:11	23:11	35:00	22:52	25:13	35:03	33:39	33:42	25:36	23:03
1st Quarter	6:34	4:57	10:05	6:30	6:58	9:08	7:45	4:57	8:27	9:06	8:21	6:08	5:05
2nd Quarter	8:05	6:21	7:29	4:04	6:07	10:02	5:32	7:23	8:46	8:58	6:31	7:02	7:16
3rd Quarter	5:47	4:31	5:56	6:16	5:10	8:12	4:53	5:46	7:46	5:48	8:34	4:51	3:44
4th Quarter	6:38	8:42	5:03	7:21	4:56	7:38	4:42	7:07	10:04	9:47	10:16	7:35	6:58
3rd-Down Conversions	5-of-14	2-of-10	2-of-9	2-of-12	4-of-15	5-of-13	2-of-13	2-of-9	7-of-14	4-of-14	10-of-19	4-of-10	3-of-10
4th-Down Conversions	0-of-1	1-of-1	2-of-2	2-of-3	1-of-2	1-of-1	0-of-1	1-of-1	1-of-1	0-of-2	1-of-2	0-of-0	0-of-3
Red Zone Scoring	4-5	5-5	4-6	2-2	3-3	3-4	3-4	8-8	5-7	5-5	7-8	3-4	3-3
Touchdowns	2-5	4-5	2-6	1-2	1-3	2-4	2-4	6-8	3-7	4-5	3-8	2-4	2-3
Field Goals	2-5	1-5	2-6	1-2	2-3	1-4	1-4	2-8	2-7	1-5	4-8	1-4	1-3
Sacks By-Yards	7-54	0-0	3-19	0-0	2-8	4-27	6-38	1-6	4-22	3-37	3-15	4-29	2-12
PAT Kicks	3-3	4-4	4-4	1-1	2-2	5-5	3-3	8-8	5-5	6-6	3-3	6-6	5-5
Field Goals	2-2	1-1	2-2	1-1	3-3	1-1	1-2	2-2	2-3	1-1	4-4	1-1	1-1
Total Points	33	39	34	10	29	38	24	62	41	45	39	45	38
Touchdowns Rushing	1	4	3	0	2	3	1	5	3	3	3	2	1
Touchdowns Passing	2	1	1	1	1	2	1	3	2	2	1	4	4
Touchdown Returns	0	0	0	0	0	0	0	0	0	0	0	0	0
Other Touchdowns	1	0	0	0	0	0	1	0	0	1	0	0	0
Safeties	0	0	0	0	0	0	0	0	0	0	0	0	0
Kick PAT-Attempts	3-3	4-4	4-4	1-1	2-2	5-5	3-3	8-8	5-5	6-6	3-3	6-6	5-5
2pt PAT-Attempts	0-1	1-1	0-0	0-0	0-0	0-0	0-0	0-0	0-0	0-0	0-0	0-0	0-0
Field Goals-Attempts	2-2	1-1	2-2	1-1	3-3	1-1	1-2	2-2	2-3	1-1	4-4	1-1	1-1
Points Off Turnovers	14	3	0	0	0	3	0	28	7	14	0	7	0



OPPONENT GAME-BY-GAME

	KSU	at PITT	TEM	at MICH	MINN	UMD	OSU	at PUR	IOWA	at IND	at RU	MSU	WIS
First Downs	16	19	13	25	31	11	19	20	14	20	5	26	22
Rushing	8	13	2	14	13	8	9	4	2	5	3	11	11
Passing	6	6	9	10	14	3	9	12	8	15	2	14	9
Penalty	2	0	2	1	4	0	1	4	4	0	0	1	2
Net Yards Rushing	150	341	38	326	228	170	168	46	30	110	39	109	241
Rushing Attempts	41	56	28	49	48	38	40	26	26	41	33	42	49
Average Per Rush	3.7	6.1	1.4	6.7	4.8	4.5	4.2	1.8	1.2	2.7	1.2	2.6	4.9
Rushing Touchdowns	0	3	3	6	1	1	1	1	0	2	0	0	3
Yards Gained	219	359	70	340	247	212	220	82	56	164	84	151	271
Yards Lost	69	18	32	14	19	42	52	36	26	54	45	42	30
Net Yards Passing	129	91	286	189	241	100	245	295	204	344	48	234	174
Completions	14	11	25	21	24	10	28	36	18	24	7	25	16
Attempts	28	15	34	35	41	16	43	55	26	41	17	46	21
Interceptions	2	1	1	0	1	1	0	2	1	0	0	0	0
Yards Per Attempt	4.6	6.1	8.4	5.4	5.9	6.2	5.7	5.4	7.8	8.4	2.8	5.1	8.3
Yards Per Completion	9.2	8.3	11.4	9.0	10.0	10.0	8.8	8.2	11.3	14.3	6.9	9.4	10.9
Passing Touchdowns	0	3	0	1	1	1	1	2	2	2	0	0	0
Total Offensive Yards	279	432	324	515	469	270	413	341	234	454	87	343	415
Plays	69	71	62	84	89	54	83	81	52	82	50	88	70
Yards Per Play	4.0	6.1	5.2	6.1	5.3	5.0	5.0	4.2	4.5	5.5	1.7	3.9	5.9
Fumbles-Lost	2-1	2-1	0-0	0-0	0-0	1-1	2-0	3-2	0-0	5-5	3-0	1-1	2-0
Penalties-Yards	6-47	10-79	13-118	7-80	8-83	5-54	8-45	8-76	4-24	8-80	6-50	4-23	4-40
Punts-Yards	6-246	5-213	6-225	1-44	6-239	7-279	8-318	5-234	6-241	5-218	12-410	5-232	4-139
Yards Per Punt	41.0	42.6	37.5	44.0	39.8	39.9	39.8	46.8	40.2	43.6	34.2	46.4	34.8
Net Yards Per Punt	37.3	30.4	36.5	44.0	32.8	38.7	37.9	42.8	39.8	36.6	30.8	42.4	33.5
Inside 20	0	1	1	0	3	0	3	0	1	1	3	1	2
50+ Yard Kicks	0	0	0	0	1	0	2	2	0	0	1	1	0
Touchbacks	0	0	0	0	2	0	0	1	0	0	1	1	0
Fair Catch	1	0	0	1	1	6	2	3	2	0	6	3	2
Kickoffs-Yards	4-242	7-430	6-295	8-518	6-351	3-177	5-300	5-226	3-194	6-344	1-58	5-288	6-386
Yards Per Kickoff	60.5	61.4	49.2	64.8	58.5	59.0	60.0	45.2	64.7	57.3	58.0	57.6	64.3
Net Yards Per Kickoff	38.5	38.6	31.2	40.8	41.7	42.3	37.2	39.8	39.0	40.0	46.0	40.0	42.2
Touchbacks	0	2	1	5	3	0	1	0	0	1	0	1	2
Punt Returns	2	1	0	2	1	4	2	2	0	1	2	0	1
Yards	2	1	0	54	13	25	-4	22	0	0	14	0	0
Touchdowns	0	0	0	0	0	0	0	0	0	0	0	0	0
Yards Per PR	1.0	1.0	0.0	27.0	13.0	6.2	-2.0	11.0	0.0	0.0	7.0	0.0	0.0
Kickoff Returns	1	3	0	3	3	5	5	5	4	4	5	3	3
Yards	22	98	0	27	52	84	80	97	78	77	97	53	62
Touchdowns	0	0	0	0	0	0	0	0	0	0	0	0	0
Yards Per KR	22.0	32.7	0.0	9.0	17.3	16.8	16.0	19.4	19.5	19.2	19.4	17.7	20.7
Interceptions	0	1	1	1	0	0	0	0	0	2	0	0	0
Yards	0	0	17	22	0	0	0	0	0	50	0	0	0
Touchdowns	0	0	0	0	0	0	0	0	0	0	0	0	0
Fumble Recoveries	1	3	2	1	0	0	1	1	0	0	1	0	1
Returns-Yards	1-20	1-9	-	1-9	-	-	-	-	-	-	-	-	1-12
Touchdowns	1	0	0	0	0	0	0	0	0	0	0	0	1
Miscellaneous Yards	0	0	0	0	0	0	-2	0	0	0	0	0	0
Possession Times	32:56	35:29	31:27	35:49	36:49	25:00	37:08	34:47	24:57	26:21	26:18	34:24	36:57
1st Quarter	8:26	10:03	4:55	8:30	8:02	5:52	7:15	10:03	6:33	5:54	6:39	8:53	9:55
2nd Quarter	6:55	8:39	7:31	10:56	8:53	4:58	9:28	7:37	6:14	6:02	8:29	7:58	7:44
3rd Quarter	9:13	10:29	9:04	8:44	9:50	6:48	10:07	9:14	7:14	9:12	6:26	10:09	11:16
4th Quarter	8:22	6:18	9:57	7:39	10:04	7:22	10:18	7:53	4:56	5:13	4:44	7:25	8:02
3rd-Down Conversions	5-of-17	4-of-12	3-of-13	11-of-16	6-of-17	4-of-13	9-of-22	9-of-21	2-of-10	8-of-17	1-of-14	9-of-20	5-of-12
4th-Down Conversions	0-of-1	0-of-0	2-of-3	2-of-4	1-of-1	0-of-2	1-of-2	1-of-1	1-of-2	0-of-2	0-of-0	0-of-2	0-of-1
Red Zone Scoring	2-3	6-6	4-4	6-6	4-5	1-2	2-2	2-2	1-1	3-4	0-1	4-4	3-3
Touchdowns	0-3	6-6	3-4	6-6	1-5	1-2	0-2	2-2	1-1	3-4	0-1	0-4	2-3
Field Goals	2-3	0-6	1-4	0-6	3-5	0-2	2-2	0-2	0-1	0-4	0-1	4-4	1-3
Sacks By-Yards	1-11	4-33	0-0	6-27	0-0	3-30	1-1	1-10	1-7	3-23	1-1	1-8	1-7
PAT Kicks	1-1	6-6	3-3	7-7	2-2	2-2	1-2	3-3	2-2	4-4	0-0	0-0	4-4
Field Goals	2-3	0-1	2-2	0-0	4-4	0-0	2-3	1-2	0-0	1-1	0-1	4-4	1-2
Total Points	13	42	27	49	26	14	21	24	14	31	0	12	31
Touchdowns Rushing	0	3	3	6	1	1	1	1	0	2	0	0	3
Touchdowns Passing	0	3	0	1	1	1	1	2	2	2	0	0	0
Touchdown Returns	1	0	0	0	0	0	0	0	0	0	0	0	0
Other Touchdowns	0	0	0	0	0	0	0	0	0	0	0	0	1
Safeties	0	0	0	0	0	0	1	0	0	0	0	0	0
Kick PAT-Attempts	1-1	6-6	3-3	7-7	2-2	2-2	1-2	3-3	2-2	4-4	0-0	0-0	4-4
2pt PAT-Attempts	0-0	0-0	0-0	0-0	0-0	0-0	0-0	0-0	0-0	0-0	0-0	0-0	0-0
Field Goals-Attempts	2-3	0-1	2-2	0-0	4-4	0-0	2-3	1-2	0-0	0-0	0-1	4-4	1-2
Points Off Turnovers	7	14	14	7	0	0	3	0	0	7	0	0	7

INDIVIDUAL GAME-BY-GAME

RUSHING

(ATT-YDS-TD)	KSU	at PITT	TEM	at MICH	MINN	UMD	OSU	at PUR	IOWA	at IND	at RU	MSU	WIS
Allen, Mark	---	1-2-0	6-17-0	1-0-0	---	7-31-0	DNP	1-1-1	5-30-0	---	5-26-0	2-8-0	---
Barkley, Saquon	22-105-1	20-85-4	9-68-1	15-59-0	20-63-1	31-202-1	12-99-0	18-207-2	20-167-1	33-58-2	16-92-1	12-14-1	19-83-1
Godwin, Chris	---	---	---	---	---	---	1-13-0	---	---	---	---	---	---
Hamilton, DaeSean	---	---	1-(-12)-0	---	---	---	---	---	---	---	---	---	---
McSorley, Trace	14-47-0	9-(-17)-0	9-8-1	9-(-6)-0	8-73-1	18-81-1	19-63-1	5-2-0	14-40-1	8-13-1	11-55-0	10-13-0	6-(-20)-0
Robinson, Andre	1-(-2)-0	1-4-0	6-24-1	1-3-0	---	DNP	DNP	2-23-2	3-18-0	2-8-0	6-20-1	3-32-1	3-7-0
Sanders, Miles	---	---	3-27-0	2-14-0	DNP	1-25-1	1-(-10)-0	3-6-0	5-34-0	1-(-2)-0	5-85-0	4-5-0	---
Stevens, Tommy	---	DNP	DNP	DNP	DNP	4-36-0	DNP	5-31-0	5-70-1	1-0-0	6-61-1	---	DNP
TEAM	1-(-5)-0	---	3-(-16)-0	---	---	1-(-3)-0	4-(-43)-0	4-(-13)-0	---	---	---	1-(-2)-0	1-(-19)-0

RECEIVING

(REC-YDS-TD)	KSU	at PITT	TEM	at MICH	MINN	UMD	OSU	at PUR	IOWA	at IND	at RU	MSU	WIS
Allen, Mark	---	1-4-0	1-1-0	---	---	---	DNP	---	---	---	1-27-1	---	---
Barkley, Saquon	1-17-0	2-45-1	2-7-0	5-77-0	1-(-3)-0	---	---	3-70-0	1-44-1	2-34-0	2-25-0	2-11-0	2-20-1
Blacknall, Saeed	2-24-0	DNP	DNP	DNP	DNP	---	1-35-0	1-42-0	1-19-1	1-43-0	---	3-29-0	6-155-2
Charles, Irvin	---	---	---	---	1-80-1	---	---	1-26-0	---	---	---	---	---
Gesicki, Mike	3-49-1	4-47-0	2-62-0	5-23-0	5-70-0	4-26-1	4-46-0	1-23-0	4-65-0	5-88-0	5-47-0	2-64-1	3-58-1
Godwin, Chris	7-67-0	4-36-0	7-117-1	1-8-1	4-97-0	---	2-39-1	5-58-2	4-87-0	5-82-2	3-36-0	5-135-2	3-33-0
Hamilton, DaeSean	2-9-1	8-82-0	2-50-0	1-11-0	3-17-0	2-35-0	1-34-0	1-14-0	---	3-85-0	2-35-0	1-16-0	8-118-0
Johnson, Juwan	---	1-27-0	---	---	---	---	---	---	---	---	---	1-43-0	---
Payne, Irvine	---	---	---	---	---	---	---	---	---	---	---	1-10-0	---
Polk, Brandon	---	1-4-0	1-14-0	DNP	DNP	DNP	DNP	DNP	DNP	DNP	DNP	DNP	DNP
Robinson, Andre	---	---	---	---	1-2-0	DNP	DNP	---	---	---	---	1-40-1	---
Sanders, Miles	---	---	---	1-3-0	DNP	---	---	1-21-1	---	---	---	---	---
Thompkins, DeAndre	1-43-0	3-87-0	3-36-0	3-(-1)-0	4-72-0	4-91-1	---	DNP	---	---	4-40-0	2-38-0	---

PASSING

Trace McSorley

	Comp.	Att.	Yds.	TD	INT
Kent State	16	31	209	2	0
at Pitt	24	35	332	1	1
TEMPLE	18	24	287	1	1
at Michigan	16	27	121	1	1
MINNESOTA	19	41	335	1	0
MARYLAND	10	19	152	2	0
OHIO STATE	8	23	154	1	0
at Purdue	12	23	228	3	0
IOWA	11	18	240	2	0
at Indiana	16	30	332	2	2
at Rutgers	17	33	210	1	0
MICHIGAN STATE	17	23	376	4	0
vs. Wisconsin	22	31	384	4	0

Tommy Stevens

	Comp.	Att.	Yds.	TD	INT
Kent State	--	--	--	--	--
at Pitt	DNP				
TEMPLE	DNP				
at Michigan	DNP				
MINNESOTA	DNP				
MARYLAND	--	--	--	--	--
OHIO STATE	DNP				
at Purdue	1	2	26	0	0
IOWA	--	--	--	--	--
at Indiana	--	--	--	--	--
at Rutgers	0	0	0	0	0
MICHIGAN STATE	1	1	10	--	--
vs. Wisconsin	DNP				

KICKING & PUNTING

KICKOFFS

Season	KO	Total Yards	TB	OB	Kick Avg.	Rtrns	Rtn Yds	Yds/Rtn
Julius, Joey	93	5,775	4	4	61.9	47	18.8	0.40

Season	KO	Total Yards	TB	OB	Kick Avg.	Rtrns	Rtn Yds	Yds/Rtn
KENT STATE	7	453	6	0	64.7	4	88	22.0
at Pitt	7	424	4	0	60.6	3	98	33.0
TEMPLE	7	451	6	1	64.4	0	0	0.00
at Michigan	3	159	0	0	53.0	3	27	9.00
MINNESOTA	6	372	3	0	62.0	3	52	17.3
MARYLAND	7	428	2	0	61.1	5	84	16.8
OHIO STATE	6	356	1	0	59.3	5	80	16.0
at Purdue	11	705	5	1	64.1	5	97	19.4
IOWA	7	450	3	0	64.3	4	78	19.5
at Indiana	8	491	3	1	61.4	4	77	19.3
at Rutgers	9	523	4	0	58.1	5	97	19.4
MICHIGAN STATE	8	513	4	1	64.1	3	53	17.7
vs. Wisconsin	7	450	4	0	64.3	3	62	20.7

PUNTING

Season	No	Total Yds	Avg	Long	FC	I20	50+	Blk
Gillikin, Blake	56	2,357	42.1	69	18	21	10	0
Pasquariello, Daniel	2	75	37.5	38	1	2	0	0
Team	1	0	0.0	0	0	0	0	1

Game	No	Total Yds	Avg	Long	FC	I20	50+	Blk
KENT STATE	6	282	47.0	58	1	2	1	0
at Pitt	5	233	46.6	69	1	3	2	0
TEMPLE	3	105	35.0	41	0	2	0	0
at Michigan	6	270	45.0	61	3	1	1	0
MINNESOTA	6	235	39.2	56	1	1	1	0
MARYLAND	6	177	29.5	44	1	4	0	1
OHIO STATE	7	264	37.7	47	3	3	0	0
at Purdue	3	124	41.3	52	0	0	1	0
IOWA	2	81	40.5	42	1	2	0	0
at Indiana	6	233	38.8	50	4	1	0	0
at Rutgers	3	143	47.7	50	1	1	1	0
MICHIGAN STATE	4	187	46.8	54	1	2	1	0
vs. Wisconsin	2	98	49.0	53	1	1	1	0



INDIVIDUAL GAME-BY-GAME

TACKLES

(UT-AT-TT)	KSU	at PITT	TEM	at MICH	MINN	UMD	OSU	at PUR	IOWA	at IND	at RU	MSU	WIS
Allen, Marcus	2-3-5	4-4-8	6-2-8	7-0-7	8-14-22	3-4-7	2-4-6	5-1-6	1-2-3	5-5-10	1-0-1	2-5-7	6-5-11
Apke, Troy	1-0-1	0-1-1	---	1-3-4	3-3-6	1-1-2	---	0-1-1	0-1-1	3-0-3	1-1-2	1-6-7	---
Bates, Ryan	---	---	1-0-1	---	---	---	---	---	---	---	---	---	---
Bell, Brandon	3-5-8	5-4-9	DNP	DNP	DNP	DNP	7-11-18	3-2-5	1-2-3	5-3-8	3-2-5	3-15-18	10-3-13
Bentley, Gordon	---	---	---	---	---	---	---	---	---	---	1-0-1	---	DNP
Bowen, Manny	0-1-1	5-0-5	2-1-3	3-4-7	5-2-7	1-4-5	4-8-12	5-1-6	1-2-3	2-0-2	0-1-1	4-5-9	3-3-6
Brown, Cam	DNP	0-1-1	---	4-6-10	6-3-9	---	---	1-2-3	2-1-3	---	0-3-3	---	---
Brown, Torrence	0-3-3	5-1-6	1-3-4	2-1-3	1-0-1	0-1-1	1-2-3	2-1-3	---	0-0-0	1-1-2	0-2-2	2-1-3
Buchholz, Ryan	1-1-2	2-0-2	0-1-1	0-1-1	---	0-2-2	2-1-3	1-0-1	0-1-1	2-0-2	DNP	1-0-1	---
Cabinda, Jason	5-6-11	DNP	DNP	DNP	DNP	DNP	3-10-13	6-3-9	1-7-8	8-1-9	3-0-3	0-8-8	3-5-8
Campbell, Christian	1-2-3	2-0-2	1-1-2	2-0-2	1-2-3	DNP	---	1-2-3	2-0-2	1-0-1	1-2-3	1-1-2	1-1-2
Chavis, Tyrell	0-2-2	0-1-1	---	0-2-2	0-1-1	1-0-1	0-1-1	---	0-2-2	0-1-1	---	0-1-1	---
Charles, Irvin	---	---	---	---	---	1-0-1	1-0-1	---	---	2-0-2	1-0-1	---	---
Cooper, Jake	---	0-2-2	1-4-5	2-4-6	1-1-2	DNP	DNP	---	INJ	INJ	INJ	INJ	INJ
Cothran, Curtis	DNP	DNP	DNP	DNP	0-1-1	0-1-1	0-1-1	---	2-1-3	1-0-1	1-1-2	0-4-4	5-0-5
Costagna, Colin	DNP	DNP	DNP	---	DNP	---	DNP	1-0-1	DNP	DNP	0-1-1	---	---
Cothren, Parker	0-2-2	0-1-1	2-5-7	0-1-1	0-2-2	1-1-2	0-1-1	DNP	---	1-0-1	3-1-4	1-0-1	1-1-2
Davis, Desi	DNP	DNP	---	DNP	DNP	DNP	DNP	DNP	DNP	DNP	DNP	DNP	DNP
Dowrey, Derek	---	---	---	---	---	---	---	0-1-1	---	1-0-1	---	---	---
Farmer, Koa	0-1-1	---	---	2-1-3	2-1-3	1-4-5	1-1-2	2-1-3	3-0-3	0-3-3	0-1-1	0-2-2	1-0-1
Givens, Kevin	0-3-3	---	1-1-2	2-1-3	1-2-3	1-0-1	0-2-2	---	2-2-4	0-1-1	1-1-2	1-1-2	2-0-2
Golden, Malik	3-0-3	3-3-6	3-6-9	8-3-11	DNP	3-3-6	3-3-6	5-3-8	0-1-1	6-0-6	1-0-1	2-3-5	4-2-6
Haley, Grant	---	---	DNP	DNP	2-5-7	1-1-2	0-3-3	2-1-3	3-0-3	3-0-3	2-0-2	2-2-4	4-1-5
Hamilton, DaeSean	---	1-0-1	---	---	---	---	---	---	---	---	---	---	---
Julius, Joey	1-0-1	---	---	1-0-1	---	---	0-1-1	---	---	---	---	---	---
Johnson, Jan	DNP	DNP	DNP	1-1-2	INJ	INJ	INJ	INJ	INJ	INJ	INJ	INJ	INJ
Johnson, Juwan	---	---	---	---	1-0-1	0-0-1	---	1-1-2	---	1-0-1	1-0-1	---	1-0-1
McPhearson, Josh	DNP	DNP	DNP	DNP	DNP	0-1-1	DNP	---	---	DNP	---	---	DNP
Miller, Jarvis	---	1-0-1	---	---	---	0-1-1	---	---	---	---	1-1-2	---	---
Miller, Shareef	3-2-5	0-1-1	---	---	1-3-4	2-0-2	2-2-4	1-0-1	---	2-2-4	---	1-1-2	---
Monroe, Ayron	DNP	DNP	DNP	DNP	1-0-1	1-2-3	0-2-2	0-1-1	1-1-2	---	---	---	0-2-2
Oruwariye, Amani	0-2-2	2-0-2	0-1-1	2-1-3	DNP	DNP	DNP	1-0-1	2-0-2	1-0-1	1-2-3	4-3-7	---
Reid, John	2-2-4	3-2-5	2-2-4	1-2-3	1-0-1	3-2-5	1-2-3	1-0-1	1-0-1	2-0-2	3-0-3	0-1-1	1-0-1
Schwan, Evan	2-2-4	---	DNP	---	3-0-3	2-2-4	1-2-3	1-1-2	1-1-2	1-2-3	1-0-1	0-3-3	1-2-3
Scott, Nick	0-1-1	0-1-1	---	---	---	1-2-3	---	DNP	---	---	---	1-0-1	0-1-1
Sickels, Garrett	1-5-6	3-0-3	2-1-3	1-1-2	0-1-1	1-0-1	3-6-9	3-0-3	0-3-3	1-2-3	1-0-1	4-4-8	2-1-3
Smith, Brandon	---	---	4-4-8	1-1-2	2-5-7	2-12-14	1-3-4	3-1-4	1-3-4	1-2-3	2-1-3	3-2-5	---
Smith, Jordan	0-1-1	DNP	---	---	2-2-4	0-2-2	---	---	1-0-1	2-0-2	2-1-3	---	2-1-3
Taylor, Garrett	---	---	---	---	---	0-1-1	1-0-1	---	DNP	DNP	---	---	---
Thompkins, DeAndre	---	---	---	2-0-2	---	---	---	DNP	---	---	---	---	---
Walker, Von	---	1-0-1	---	---	1-0-1	1-0-1	2-0-2	---	1-0-1	0-1-1	---	INJ	INJ
Wartman-White, Nyeem	1-4-5	7-2-9	---	INJ	INJ	INJ	INJ	INJ	INJ	INJ	INJ	INJ	INJ
White, Antoine	1-4-5	1-2-3	---	3-1-4	1-1-2	0-0-1	---	---	0-1-1	---	---	---	0-1-1
Windsor, Robert	0-1-1	2-2-4	0-2-2	---	1-1-2	2-1-3	0-2-2	2-1-3	2-1-3	---	1-0-1	0-1-1	---

TFL & SACKS

TFL (Sacks)	KSU	at PITT	TEM	at MICH	MINN	UMD	OSU	at PUR	IOWA	at IND	at RU	MSU	WIS
Allen, Marcus	---	1.0 (-)	1.0 (-)	---	1.0 (-)	1.0 (-)	---	---	---	1.5 (-)	---	0.5 (-)	---
Bell, Brandon	---	---	DNP	DNP	DNP	DNP	1.0 (1.0)	1.0 (-)	0.5 (-)	2.5 (1.0)	1.0 (1.0)	0.5 (-)	1.0 (1.0)
Bowen, Manny	---	1.0 (-)	1.0 (1.0)	1.0 (-)	2.0 (-)	---	1.0 (-)	---	---	1.0 (-)	---	1.0 (1.0)	0.5 (-)
Brown, Cam	DNP	---	---	1.0 (-)	---	---	---	---	---	---	0.5 (0.5)	---	---
Brown, Torrence	---	2.0 (-)	1.0 (0.5)	1.0 (-)	---	---	0.5 (-)	---	---	---	1.0 (-)	0.5 (-)	---
Buchholz, Ryan	1.0 (1.0)	---	0.5 (-)	---	---	---	---	1.0 (1.0)	0.5 (0.5)	---	DNP	1.0 (-)	---
Cabinda, Jason	---	DNP	DNP	DNP	DNP	DNP	2.0 (1.0)	---	0.5 (-)	1.0 (-)	---	0.5 (-)	---
Campbell, Christian	1.0 (-)	---	---	---	---	DNP	---	---	---	---	---	---	---
Costagna, Colin	DNP	DNP	DNP	---	DNP	---	DNP	1.0 (-)	DNP	DNP	---	---	---
Cothran, Curtis	DNP	DNP	DNP	DNP	---	---	---	---	0.5 (-)	---	---	1.0 (0.5)	3.0 (-)
Cothren, Parker	0.5 (0.5)	---	2.5 (0.5)	---	0.5 (-)	---	0.5 (-)	DNP	---	---	0.5 (-)	10. (1.0)	---
Chavis, Tyrell	---	---	---	---	---	1.0 (-)	---	---	0.5 (0.5)	---	---	---	---
Farmer, Koa	---	---	---	---	0.5 (-)	1.5 (1.0)	---	---	1.0 (1.0)	---	0.5 (-)	---	1.0 (1.0)
Givens, Kevin	---	---	1.0 (-)	---	1.0 (0.5)	1.0 (1.0)	0.5 (0.5)	---	1.0 (1.0)	0.5 (0.5)	1.0 (-)	1.0 (1.0)	---
Golden, Malik	---	1.5 (-)	---	1.0 (-)	DNP	---	---	1.0 (-)	---	---	1.0 (-)	---	0.5 (-)
Hayley, Grant	---	---	DNP	DNP	---	---	---	---	---	---	1.0 (-)	0.5 (-)	---
Miller, Shareef	2.0 (2.0)	---	---	---	1.5 (-)	1.0 (-)	1.0 (-)	---	---	---	---	---	---
Reid, John	0.5 (0.5)	---	0.5 (-)	---	---	1.0 (-)	---	---	---	---	2.0 (-)	---	1.0 (-)
Schwan, Evan	1.0 (-)	---	DNP	---	1.0 (1.0)	1.0 (1.0)	1.0 (1.0)	---	1.0 (1.0)	0.5 (0.5)	1.0 (1.0)	1.0 (0.5)	1.0 (-)
Sickels, Garrett	1.5 (1.0)	---	0.5 (0.5)	---	0.5 (-)	1.0 (1.0)	3.5 (2.5)	1.0 (-)	0.5 (-)	2.0 (1.0)	1.0 (-)	1.0 (-)	---
Smith, Brandon	---	---	0.5 (-)	1.0 (-)	0.5 (-)	1.0 (-)	---	---	---	---	0.5 (0.5)	0.5 (-)	---
Smith, Jordan	0.5 (-)	DNP	---	---	---	0.5 (-)	---	---	---	---	---	---	---
Wartman-White, Nyeem	0.5 (0.5)	3.0 (-)	---	INJ	INJ	INJ	INJ	INJ	INJ	INJ	INJ	INJ	INJ
White, Antoine	1.5 (1.5)	---	---	---	---	---	---	---	---	---	---	---	---
Windsor, Robert	---	0.5 (-)	0.5 (0.5)	---	0.5 (0.5)	---	---	---	---	---	---	---	---
TEAM TOTAL	10.0 (7.0)	9.0 (-)	9.0 (3.0)	5.0 (-)	9.0 (2.0)	10.0 (4.0)	11.0 (6.0)	5.0 (1.0)	6.0 (4.0)	9.0 (3.0)	11.0 (3.0)	10.0 (4.0)	8.0 (2.0)



INDIVIDUAL GAME-BY-GAME

ALL-PURPOSE YARDS

	KSU	at PITT	TEM	at MICH	MINN	UMD	OSU	at PUR	IOWA	at IND	at RU	MSU	WIS
Allen, Mark	---	6	18	---	---	31	DNP	1	30	---	53	8	---
Apke, Troy	---	---	---	---	---	---	---	---	10	---	---	---	---
Barkley, Saquon	122	147	75	136	60	202	99	207	211	92	117	25	103
Blacknall, Saeed	24	DNP	DNP	DNP	DNP	---	35	42	19	43	---	29	155
Campbell, Christian	---	---	---	---	---	DNP	---	18	---	---	---	---	---
Farmer, Koa	---	---	---	---	---	---	---	3	---	---	---	---	---
Garrity, Gregg	DNP	DNP	DNP	DNP	DNP	---	11	---	---	3	---	---	---
Gesicki, Mike	49	47	62	23	70	26	46	23	65	88	47	64	58
Godwin, Chris	67	36	117	8	97	---	52	58	87	82	36	135	33
Golden, Malik	---	8	---	---	DNP	---	---	---	---	---	---	---	---
Hamilton, DaeSean	9	82	38	11	17	35	34	14	---	85	35	16	118
Irvin, Charles	---	---	---	---	80	---	---	26	---	11	---	---	---
Johnson, Juwan	---	27	---	---	---	---	---	---	---	---	20	43	---
McSorley, Trace	47	-17	8	-6	73	81	63	2	40	13	55	13	-20
Oruwaye, Amani	30	---	-26	---	DNP	DNP	DNP	---	---	---	---	---	---
Pancoast, Tom	---	---	---	---	---	---	---	---	---	11	---	---	---
Payne, Irvine	---	---	---	---	---	---	---	---	---	---	---	17	---
Polk, Brandon	---	4	49	DNP	DNP	DNP	DNP	DNP	DNP	DNP	DNP	DNP	DNP
Reid, John	22	61	46	---	---	8	9	---	---	32	---	---	5
Robinson, Andre	-2	4	24	3	2	DNP	DNP	23	18	8	20	72	7
Sanders, Miles	26	50	58	84	DNP	75	79	51	106	29	97	68	83
Scott, Nick	52	---	---	---	26	---	---	DNP	---	---	---	---	---
Smith, Brandon	---	DNP	---	---	---	---	---	22	---	---	---	---	---
Stevens, Tommy	---	DNP	DNP	DNP	DNP	36	DNP	31	70	---	61	--	DNP
Thompkins, DeAndre	43	87	36	-1	72	91	---	DNP	32	---	40	38	---

RED ZONE RECAP

PENN STATE

Opponent	Series	Result	Pct.
KENT STATE	5	2 TD, 2 FG, 1 TO on downs	80%
at Pitt	5	4 TD, 1 FG	100%
TEMPLE	6	2 TD, 2 FG, 1 Fumble, 1 Half	66.7%
at Michigan	2	1 TD, 1 FG	100%
MINNESOTA	3	1 TD, 2 FG	100%
MARYLAND	4	2 TD, 1 FG, 1 Fumble	75%
OHIO STATE	4	2 TD, 1 FG, 1 FG Blocked	75%
at Purdue	8	6 TD, 2 FG	100%
IOWA	7	3 TD, 2 FG, 1 FG Blocked, 1 Half	71%
at Indiana	5	4 TD, 1 FG	100%
at Rutgers	8	3 TD, 4 FG, 1 TO on downs	88%
MICHIGAN STATE	4	2 TD, 1 FG, 1 Half	75%
vs. Wisconsin	3	2 TD, 1 FG	100%
TOTAL	64	34 TD, 21 FG, 2 Downs, 2 Fumbles, 3 End of Half, 2 FG Blocked	86%

OPPONENT

Opponent	Series	Result	Pct.
KENT STATE	3	2 FG, 1 INT	66.7%
at Pitt	6	6 TD	100%
TEMPLE	4	3 TD, 1 FG	100%
at Michigan	6	6 TD	100%
MINNESOTA	5	1 TD, 3 FG, 1 INT	80%
MARYLAND	2	1, TD, 1 Fumble	50%
OHIO STATE	2	2 FG	100%
at Purdue	2	2 TD	100%
IOWA	1	1 TD	100%
at Indiana	4	3 TD, 1 TO on downs	75%
at Rutgers	1	1 Missed FG	0%
MICHIGAN STATE	4	4 FG	100%
vs. Wisconsin	3	2 TD, 1 FG	100%
TOTAL	43	25 TD, 13 FG, 2 INT, 1 Fumble, 1 Downs, 1 Missed FG	88%

GAME LEADERS

Opponent	Rushing Attempts	Rushing Yards	Receptions	Receiving Yards	All-Purpose Yards	Tackles
KENT STATE	22 - Barkley	105 - Barkley	7 - Godwin	67 - Godwin	122 - Barkley	11 - Cabinda
at Pitt	20 - Barkley	85 - Barkley	8 - Hamilton	82 - Hamilton	147 - Barkley	9 - Wartman-White
TEMPLE	9 - Barkley	68 - Barkley	7 - Godwin	117 - Godwin	117 - Godwin	9 - Golden
at Michigan	15 - Barkley	59 - Barkley	5 - Barkley & Gesicki	77 - Barkley	136 - Barkley	11 - Golden
MINNESOTA	20 - Barkley	73 - McSorley	5 - Gesicki	97 - Godwin	97 - Godwin	22 - Allen
MARYLAND	31 - Barkley	202 - Barkley	4 - Thompkins & Gesicki	91 - Thompkins	202 - Barkley	14 - Smith, B.
OHIO STATE	19 - McSorley	99 - Barkley	4 - Gesicki	46 - Gesicki	99 - Barkley	18 - Bell
at Purdue	18 - Barkley	207 - Barkley	5 - Godwin	70 - Barkley	277 - Barkley	9 - Cabinda
IOWA	20 - Barkley	167 - Barkley	4 - Godwin & Gesicki	87 - Godwin	211 - Barkley	8 - Cabinda
at Indiana	33 - Barkley	58 - Barkley	5 - Godwin & Gesicki	88 - Gesicki	92 - Barkley	10 - Allen, Marcus
at Rutgers	16 - Barkley	92 - Barkley	5 - Gesicki	47 - Gesicki	117 - Barkley	5 - Bell
MICHIGAN STATE	12 - Barkley	32 - Robinson	5 - Godwin	135 - Godwin	135 - Godwin	18 - Bell
vs. Wisconsin	19 - Barkley	83 - Barkley	8 - Hamilton	155 - Blacknall	155 - Blacknall	13 - Bell



TURNOVER BY GAME

PENN STATE: 20 GAINED

TYPE	QTR	PLAYER	PLAYS/ YDS	1st DWNS	RESULT
KENT STATE (3)					
Fumble	2	Washington by Allen, Marcus	2/13	1	TD
Interception	3	Oruwariye of Agner	-	-	TD
Interception	3	Bell of Agner	6/20	1	Punt

PITT (2)

Interception	2	Golden of Peterman	5/23	-	Punt
Fumble	4	Conner by Reid	1/2	-	FG

TEMPLE (1)

Interception	4	Reid of Walker	2/4	-	End of Game
--------------	---	----------------	-----	---	-------------

MICHIGAN (0)

MINNESOTA (1)

Interception	4	Smith, J. of Leidner	6/23	1	Punt
--------------	---	----------------------	------	---	------

MARYLAND (2)

Interception	1	Smith, B. of Hills	12/42	3	FG
Fumble	1	Hills by Brown, T.	3/(-7)	-	Punt

OHIO STATE (0)

PURDUE (4)

Interception	3	Smith, B. of Blough	4/24	1	TD
Fumble	3	Marshall by Smith, J.	2/24	1	TD
Fumble	4	Blough by Givens	7/58	3	TD
Interception	4	Campbell of Sindelar	4/28	1	TD

IOWA (1)

Interception	4	Apke of Beathard	1/44	1	TD
--------------	---	------------------	------	---	----

INDIANA (5)

Fumble	1	Paige by Allen, Marcus	3/(-2)	-	Punt
Fumble	2	Williams by Givens	4/5	-	Punt
Fumble	2	Michell by Golden	7/11	1	Punt
Fumble	2	James by Campbell	1/6	-	TD
Fumble	4	Lagow by Brown, T.	-	-	TD

RUTGERS (0)

MICHIGAN STATE (1)

Fumble	3	O'Connor by Apke	2/62	1	TD
--------	---	------------------	------	---	----

WISCONSIN (0)

OPPONENT: 17 GAINED

TYPE	QTR	PLAYER	PLAYS/ YDS	1st DWNS	RESULT
KENT STATE (1)					
Fumble	2	McSorley by Refuge	-	-	TD

PITT (4)

Fumble	1	McSorley by Caprara	1/(-6)	1	TD
Fumble	2	McSorley by Whitehead	2/15	1	TD
Fumble	3	Barkley by Caprara	7/18	1	FG (missed)
Interception	4	Lewis of McSorley	7/40	-	End of Game

TEMPLE (3)

Fumble	2	Sanders by Williams	7/41	-	Punt
Interception	3	Randall of McSorley	1/0	-	TD
Fumble	4	Oruwariye by Randall	0/(-26)	-	TD

MICHIGAN (2)

Interception	4	McCray of McSorley	4/31	1	TD
Fumble	4	Sanders by Hill	2/(-3)	-	End of Game

MINNESOTA (0)

MARYLAND (1)

Fumble	3	Barkley by Likely	7/62	2	TO on Downs
--------	---	-------------------	------	---	-------------

OHIO STATE (1)

Fumble	1	Reid by McLaurin	5/22	1	FG
--------	---	------------------	------	---	----

PURDUE (0)

IOWA (0)

INDIANA (2)

Interception	2	Fant of McSorley	5/32	2	TD
Interception	3	Fields of McSorley	7/28	2	TO on Downs

RUTGERS (1)

Fumble	1	Sanders by Gray	4/(-7)	-	Missed FG
--------	---	-----------------	--------	---	-----------

MICHIGAN STATE (0)

WISCONSIN (2)

Fumble	2	Team by Connelly	1/12	-	TD
Fumble	2	McSorley by Watt	3/3	-	Punt



TURNOVERS BY PLAYER

FUMBLES

(#-Lost)	KSU	at PITT	TEM	at MICH	MINN	UMD	OSU	at PUR	IOWA	at IND	at RU	MSU	WIS
Barkley, Saquon	--	1-1	--	--	--	1-1	--	--	--	--	--	--	--
Farmer, Koa	--	--	--	--	--	--	--	1-0	--	--	--	--	--
McSorley, Trace	2-1	3-2	2-0	--	--	--	--	--	--	--	--	--	1-1
Oruwariye, Amani	--	--	1-1	--	DNP	DNP	DNP	--	--	--	--	--	--
Reid, John	--	--	--	--	--	--	1-1	--	--	--	--	--	--
Sanders, Miles	--	--	1-1	1-1	DNP	1-0	--	--	--	--	1-1	--	--
TEAM	--	--	1-0	0-0	--	--	1-0	--	--	--	--	--	1-1

FORCED FUMBLES

	KSU	at PITT	TEM	at MICH	MINN	UMD	OSU	at PUR	IOWA	at IND	at RU	MSU	WIS
Allen, Marcus	1	--	--	--	--	--	--	--	--	--	--	--	--
Bell, Brandon	--	--	--	--	--	--	--	--	--	1	1	--	--
Bowen, Manny	--	--	--	--	--	--	--	--	--	--	--	--	1
Brown, Torrence	--	1	1	--	--	--	--	1	--	--	--	--	1
Farmer, Koa	--	--	--	--	--	1	--	--	--	--	--	--	--
Golden, Malik	--	--	--	--	--	--	--	--	--	1	--	--	--
Miller, Shareef	--	--	--	--	--	--	--	--	--	1	--	--	--
Schwan, Evan	--	--	--	--	--	--	--	--	--	--	1	--	--

FUMBLES RECOVERED

(#-Yards)	KSU	at PITT	TEM	at MICH	MINN	UMD	OSU	at PUR	IOWA	at IND	at RU	MSU	WIS
Allen, Marcus	1-6	--	--	--	--	--	--	--	--	1-0	--	--	--
Apke, Troy	--	--	--	--	--	--	--	--	--	--	--	1-0	--
Bell, Brandon	--	DNP	DNP	DNP	DNP	DNP	--	--	--	--	--	--	--
Brown, Torrence	--	--	--	--	--	1-0	--	--	--	1-9	--	--	--
Campbell, Christian	--	--	--	--	--	DNP	--	--	--	1-0	--	--	--
Givens, Kevin	--	--	--	--	--	--	--	1-0	--	1-0	--	--	--
Golden, Malik	--	--	--	--	DNP	--	--	--	--	1-0	--	--	--
Reid, John	--	1-4	--	--	--	--	--	--	--	--	--	--	--
Smith, Jordan	--	DNP	--	--	--	--	--	1-0	--	--	--	--	--
TEAM	--	--	1-0	--	--	--	--	--	--	--	--	--	--

INTERCEPTIONS

(#-Yards)	KSU	at PITT	TEM	at MICH	MINN	UMD	OSU	at PUR	IOWA	at IND	at RU	MSU	WIS
Apke, Troy	--	--	--	--	--	--	--	--	1-10	--	--	--	--
Bell, Brandon	1-0	DNP	DNP	DNP	DNP	DNP	--	--	--	--	--	--	--
Campbell, Christian	--	--	--	--	--	DNP	--	1-18	--	--	--	--	--
Golden, Malik	--	1-8	--	--	DNP	--	--	--	--	--	--	--	--
Oruwariye, Amani	1-30	--	--	--	DNP	DNP	DNP	--	--	--	--	--	--
Reid, John	--	--	1-14	--	--	--	--	--	--	--	--	--	--
Smith, Brandon	--	--	--	--	--	1-0	--	1-22	--	--	--	--	--
Smith, Jordan	--	DNP	--	--	1-0	--	--	--	--	--	--	--	--

SCORING BREAKDOWN

PENN STATE DRIVES

Totals: 81 scoring drives (58 TD, 22 FG)
Special Teams/Defensive Touchdown: 3
 Oruwariye - 30 yd. Interception Return, KSU
 Haley - 60 yd. Blocked FG Return, OSU; Brown - 9-yd. Fumble Recovery, IND

LONGEST DRIVES BY:

Plays: 13, 2x Last: at Michigan (9/24)
 12, 3x Last: at Rutgers (11/19)
Yards: 95 at Rutgers (11/19)
 90, 2x Last: vs. Wisconsin (12/3)
Time: 6:20 at Michigan (9/24)
 5:57 TEMPLE (9/17)

OPPONENT DRIVES

Totals: 52 scoring drives (35, TD, 9 FG)
Special Teams/Defensive Touchdown: 1
 Connelly, R. - 12-yd. Fumble Recovery, WIS.

LONGEST DRIVES BY:

Plays: 14, 2x Last: Wisconsin (12/3)
 13, 3x Last: Michigan State (11/26)
Yards: 99 Pitt (9/10)
 87 Minnesota (10/1)
Time: 8:00 Wisconsin (12/3)
 6:15 Michigan (9/24)

SCORING SUMMARY

Game Scoring Play	Plays	Yards	Time	Result	Qtr.
KENT STATE (6)	9	79	3:23	TD	1
Hamilton 4-yard pass from McSorley (2-pt attempt failed)	2	13	0:41	TD	2
Barkley 7-yard run (Davis, T. kick)	12	49	4:18	FG	2
Davis, T. field goal (29 yards)	0	0	0:00	TD	3
Oruwariye 30-yard interception return (Davis, T. kick)	8	49	2:39	FG	3
Davis, T. field goal (28 yards)	8	67	2:38	TD	4
Gesicki 30-yard pass from McSorley (Davis, T. kick)					
PITT (6)	1	15	0:09	TD	1
Barkley 3-yard run (Davis, T. kick)	8	83	2:35	TD	2
Barkley 1-yard run (Davis, T. kick)	2	46	0:39	TD	3
Barkley 40-yard pass from McSorley (Davis, T. kick)	7	68	2:04	TD	4
Barkley 1-yard run (Davis, T. kick)	4	-9	1:31	FG	4
Davis, T. field goal (38 yards)	6	60	1:30	TD	4
Barkley 2-yard run (Davis, T. kick)					
TEMPLE (6)	2	55	0:42	TD	1
Godwin 52-yard pass from McSorley (Davis, T. kick)	13	69	5:57	TD	1
Robinson 3-yard run (Davis, T. kick)	9	53	3:14	TD	2
McSorley 2-yard run (Davis, T. kick)	6	48	3:50	FG	3
Davis, T. field goal (40 yards)	7	71	4:05	FG	4
Davis, T. field goal (30 yards)	2	75	0:50	TD	4
Barkley 55-yard run (Davis, T. kick)					
MICHIGAN (2)	8	71	2:01	FG	3
Davis, T. field goal (21 yards)	13	75	6:20	TD	4
Godwin 8-yard pass from McSorley (Davis, T. kick)					
MINNESOTA (6)	7	73	3:49	FG	2
Davis, T. field goal (19 yards)	3	80	0:52	TD	3
Charles 80-yard pass from McSorley (Davis, T. kick)	5	33	0:57	FG	3
Davis, T. field goal (27 yards)	6	85	2:06	TD	4
McSorley 6-yard run (Davis, T. kick)	8	53	0:52	FG	4
Davis, T. field goal (40 yards)	1	25	----	TD	OT
Barkley 25-yard run (Davis, T. kick)					
MARYLAND (6)	7	84	2:27	TD	1
Gesicki 5-yard pass from McSorley (Davis, T. kick)	12	42	4:46	FG	2
Davis, T. field goal (30 yards)	10	67	4:18	TD	2
McSorley 9-yard run (Davis, T. kick)	3	70	0:26	TD	2
Barkley 45-yard run (Davis, T. kick)	2	70	0:42	TD	3
Thompkins 70-yard pass from McSorley (Davis, T. kick)	5	51	2:25	TD	4
Sanders 25-yard run (Davis, T. kick)					
OHIO STATE (4)	7	74	1:00	TD	2
Godwin 20-yard pass from McSorley (Davis, T. kick)	5	90	1:20	FG	4
McSorley 2-yard run (Davis, T. kick)	6	12	2:09	FG	4
Davis, T. field goal (34 yards)	0	0	0:00	TD	4
Haley 60-yd blocked FG return (Davis, T. kick)					
PURDUE (10)	8	85	3:27	TD	1
Barkley 3-yard run (Davis, T. kick)	5	82	1:50	TD	2
Godwin 38-yard pass from McSorley (Davis, T. kick)	11	72	4:21	TD	2
Davis, T. field goal (33 yards)	4	24	1:18	TD	3
Godwin 1-yard pass from McSorley (Davis, T. kick)	2	24	0:39	TD	3
Robinson 4-yard pass from McSorley (Davis, T. kick)	6	61	1:42	FG	3
Davis, T. field goal (29 yards)	3	40	1:14	TD	3
Sanders 21-yard pass from McSorley (Davis, T. kick)	1	81	0:13	TD	4
Barkley 81-yard run (Davis, T. kick)	7	58	3:07	TD	4
Allen, Mark 1-yard run (Davis, T. kick)	4	28	2:16	TD	4
Robinson 19-yard run (Davis, T. kick)					

Game Scoring Play	Plays	Yards	Time	Result	Qtr.
IOWA (7)	6	52	2:17	TD	1
Blacknall 19-yard pass from McSorley (Davis, T. kick)	6	80	3:07	TD	2
Barkley 57-yard run (Davis, T. kick)	4	62	1:21	TD	2
McSorley 1-yard run (Davis, T. kick)	10	63	4:13	FG	2
Davis, T. field goal (30 yards)	11	31	4:20	FG	3
Davis, T. field goal (37 yards)	1	44	0:08	TD	4
Barkley 44-yard pass from McSorley (Davis, T. kick)	6	58	3:26	TD	4
Stevens 13-yard run (Davis, T. kick)					
INDIANA (7)	7	60	3:32	TD	1
McSorley 10-yard run (Davis, T. kick)	1	6	0:06	TD	2
Godwin 6-yard pass from McSorley (Davis, T. kick)	7	70	2:04	TD	3
Godwin 21-yard pass from McSorley (Davis, T. kick)	5	74	2:06	TD	4
Barkley 4-yard run (Davis, T. kick)	7	57	2:53	TD	4
Barkley 2-yard run (Davis, T. kick)	4	0	1:42	FG	4
Davis, T. field goal (39 yards)	0	0	0:00	TD	4
Brown 9-yard fumble recovery (Davis, T. kick)					
RUTGERS (8)	11	46	4:14	FG	1
Davis, T. field goal (32 yards)	11	64	2:27	FG	1
Davis, T. field goal (34 yards)	7	6	1:41	FG	2
Davis, T. field goal (40 yards)	3	10	1:20	TD	3
Barkley 1-yard run (Davis, T. kick)	8	41	3:54	FG	3
Davis, T. field goal (32 yards)	6	63	2:01	TD	3
Robinson 2-yard run (Fessler, Billy pass failed)	12	95	5:54	TD	4
Allen, Mark 27-yard pass from McSorley (Davis, T. kick)	4	74	2:03	TD	4
Stevens 12-yard run (Davis, T. kick)					
MICHIGAN STATE (7)	10	60	4:24	FG	2
Davis, T. field goal (35 yards)	10	78	4:57	TD	2
Barkley 1-yard run (Davis, T. kick)	5	52	2:11	TD	3
Godwin 34-yard pass from McSorley (Davis, T. kick)	5	69	1:51	TD	3
Gesicki 45-yard pass from McSorley (Davis, T. kick)	2	62	0:49	TD	3
Godwin 59-yard pass from McSorley (Davis, T. kick)	4	42	1:49	TD	4
Robinson 14-yard run (Davis, T. kick)	4	83	0:46	TD	4
Robinson 40-yard pass from McSorley (Davis, T. kick)					
WISCONSIN (6)	5	75	1:56	TD	1
Gesicki 33-yard pass from McSorley (Davis, T. kick)	8	90	1:27	TD	2
Blacknall 40-yard pass from McSorley (Davis, T. kick)	1	70	0:11	TD	3
Blacknall 70-yard pass from McSorley (Davis, T. kick)	8	63	3:17	TD	3
Barkley 1-yard run (Davis, T. kick)	4	81	1:30	TD	4
Barkley 18-yard pass from McSorley (Davis, T. kick)	9	58	4:38	FG	4
Davis, T. field goal (24 yards)					



LONG PLAY BREAKDOWN

BY YARDAGE

Yards	Type	Player(s)	Opponent
*81	Rush	Barkley, Saquon	Purdue
*80	Pass	Charles, Irvin from McSorley, Trace	Minnesota
*70	Pass	Blacknall, Saeed from McSorley, Trace	Wisconsin
*70	Pass	Thompkins, DeAndre from McSorley, Trace	Maryland
*60	FGR	Haley, Grant	Ohio State
59	PR	Reid, John	Pitt
*59	Pass	Godwin, Chris from McSorley, Trace	Michigan State
57	Rush	Sanders, Miles	Rutgers
*57	Rush	Barkley, Saquon	Iowa
*55	Rush	Barkley, Saquon	Temple
54	Pass	Hamilton, DaeSean from McSorley, Trace	Indiana
53	Pass	Thompkins, DeAndre from McSorley, Trace	Minnesota
53	Pass	Gesicki, Mike from McSorley, Trace	Minnesota
*52	Pass	Godwin, Chris from McSorley, Trace	Temple
52	Pass	Gesicki, Mike from McSorley, Trace	Temple
48	KR	Sanders, Miles	Iowa
45	Rush	Stevens, Tommy	Iowa
45	Pass	Gesicki, Mike from McSorley, Trace	Indiana
45	Pass	Godwin, Chris from McSorley, Trace	Iowa
*45	Rush	Barkley, Saquon	Maryland
45	Pass	Hamilton, DaeSean from McSorley, Trace	Temple
*45	Pass	Gesicki, Mike from McSorley, Trace	Michigan State
*44	Pass	Barkley, Saquon from McSorley, Trace	Iowa
43	Pass	Blacknall, Saeed from McSorley, Trace	Indiana
43	Pass	Gesicki, Mike from McSorley, Trace	Iowa
43	Pass	Thompkins, DeAndre from McSorley, Trace	Kent State
43	Pass	Johnson, Juwan from McSorley, Trace	Michigan State
42	Pass	Blacknall, Saeed from McSorley, Trace	Purdue
*40	Pass	Robinson, Andre from McSorley, Trace	Michigan State
*40	Pass	Barkley, Saquon from McSorley, Trace	Pitt
*40	Pass	Blacknall, Saeed from McSorley, Trace	Wisconsin
39	Pass	Thompkins, DeAndre from McSorley, Trace	Pitt
38	Pass	Hamilton, DaeSean from McSorley, Trace	Wisconsin
*38	Pass	Godwin, Chris from McSorley, Trace	Purdue
37	Pass	Barkley, Saquon from McSorley, Trace	Purdue
37	Rush	Barkley, Saquon	Ohio State
36	Pass	Godwin, Chris from McSorley, Trace	Minnesota
35	Pass	Blacknall, Saeed from McSorley, Trace	Ohio State
35	KR	Polk, Brandon	Temple
*34	Pass	Godwin, Chris from McSorley, Trace	Michigan State
34	Pass	Hamilton, DaeSean from McSorley, Trace	Ohio State
34	Pass	Thompkins, DeAndre from McSorley, Trace	Pitt
*33	Pass	Gesicki, Mike from McSorley, Trace	Wisconsin
33	KR	Sanders, Miles	Pitt
33	Rush	Barkley, Saquon	Michigan
32	Pass	Barkley, Saquon from McSorley, Trace	Indiana
32	Pass	Godwin, Chris from McSorley, Trace	Minnesota
31	KR	Sanders, Miles	Indiana
31	KR	Sanders, Miles	Temple
31	Rush	Stevens, Tommy	Rutgers
30	INT	Oruwariye, Amani	Kent State
*30	Pass	Gesicki, Mike from McSorley, Trace	Kent State
30	Pass	Barkley, Saquon from McSorley, Trace	Michigan
30	KR	Scott, Nick	Kent State
29	KR	Sanders, Miles	Wisconsin
29	Rush	Barkley, Saquon	Pitt
29	PR	Reid, John	Temple
29	KR	Scott, Nick	Pitt
28	Rush	Barkley, Saquon	Kent State
28	Pass	Hamilton, DaeSean from McSorley, Trace	Rutgers
27	KR	Sanders, Miles	Indiana
27	Pass	Johnson, Juwan from McSorley, Trace	Pitt
27	Rush	Barkley, Saquon	Ohio State
27	KR	Sanders, Miles	Rutgers
*27	Pass	Allen, Mark from McSorley, Trace	Purdue
26	Pass	Charles, Irvin from Stevens, Tommy	Ohio State
26	Pass	Gesicki, Mike from McSorley, Trace	Ohio State
26	Pass	Godwin, Chris from McSorley, Trace	Kent State
26	Pass	Hamilton, DaeSean from McSorley, Trace	Indiana
26	KR	Sanders, Miles	Ohio State
26	Pass	Godwin, Chris from McSorley, Trace	Indiana
26	KR	Scott, Nick	Minnesota
26	Rush	McSorley, Trace	Minnesota
26	Pass	Gesicki, Mike from McSorley, Trace	Rutgers
26	Pass	Hamilton, DaeSean from McSorley, Trace	Wisconsin
25	Rush	Barkley, Saquon	Minnesota
25	Pass	Thompkins, DeAndre from McSorley, Trace	Iowa
25	Rush	Barkley, Saquon	Maryland
25	KR	Sanders, Miles	Michigan
25	Rush	McSorley, Trace	Maryland
25	Rush	McSorley, Trace	Maryland
*25	Rush	Sanders, Miles	Maryland
25	Pass	Thompkins, DeAndre from McSorley, Trace	Michigan State
24	KR	Sanders, Miles	Michigan State
24	Pass	Hamilton, DaeSean from McSorley, Trace	Pitt
24	KR	Sanders, Miles	Michigan
24	Pass	Gesicki, Mike from McSorley, Trace	Pitt
24	KR	Sanders, Miles	Iowa
24	KR	Sanders, Miles	Purdue
24	Pass	Hamilton, DaeSean from McSorley, Trace	Pitt
24	Pass	Gesicki, Mike from McSorley, Trace	Pitt
24	KR	Sanders, Miles	Iowa
24	KR	Sanders, Miles	Michigan
23	Pass	Gesicki, Mike from McSorley, Trace	Purdue
23	Pass	Godwin, Chris from McSorley, Trace	Temple
23	KR	Sanders, Miles	Wisconsin
23	KR	Sanders, Miles	Maryland
23	Rush	Barkley, Saquon	Minnesota
22	KR	Sanders, Miles	Michigan State
22	Rush	Sanders, Miles	Rutgers
22	INT	Smith, Brandon	Purdue
22	Rush	Barkley, Saquon	Wisconsin
22	Rush	Barkley, Saquon	Purdue
22	Pass	Godwin, Chris from McSorley, Trace	Rutgers
22	KR	Scott, Nick	Kent State
21	Rush	Barkley, Saquon	Indiana
*21	Pass	Godwin, Chris from McSorley, Trace	Indiana
21	Pass	Hamilton, DaeSean from McSorley, Trace	Maryland
21	Pass	Gesicki, Mike from McSorley, Trace	Indiana
21	KR	Sanders, Miles	Ohio State
21	Pass	Blacknall, Saeed from McSorley, Trace	Kent State
*21	Pass	Sanders, Miles from McSorley, Trace	Purdue
21	Pass	Barkley, Saquon from McSorley, Trace	Purdue
21	PR	Reid, John	Kent State
20	Pass	Godwin, Chris from McSorley, Trace	Minnesota
20	Rush	Barkley, Saquon	Purdue
20	Pass	Godwin, Chris from McSorley, Trace	Michigan State
*20	Pass	Godwin, Chris from McSorley, Trace	Ohio State
20	Rush	Barkley, Saquon	Maryland

PENN STATE [114 PLAYS]

Play	#	Long	Play	Opponent
Passing:	62	80*	Charles, Irvin from McSorley, Trace	Minnesota
KR:	22	35	Polk, Brandon	Temple
Rushing:	24	81	Barkley, Saquon	Purdue
INT:	2	30*	Oruwariye, Amani	Kent State
PR:	3	59	Reid, John	Pitt
FR:	-	-	-	-
Other:	1	60*	Haley, Grant	Ohio State

Opp.	#	Long	Play	Type
KENT STATE	9	43	Thompkins, DeAndre from McSorley	Pass
at Pitt	10	59	Reid, John	PR
TEMPLE	8	55*	Barkley, Saquon	Rush
at Michigan	4	33	Barkley, Saquon	Rush
MINNESOTA	10	80*	Charles, Irvin from McSorley	Pass
MARYLAND	8	70*	Thompkins, DeAndre from McSorley	Pass
OHIO STATE	10	60*	Haley, Grant	FGR
at Purdue	12	81*	Barkley, Saquon	Rush
IOWA	8	57*	Barkley, Saquon	Rush
at Indiana	11	54	Hamilton, DaeSean from McSorley	Pass
at Rutgers	7	57	Sanders, Miles	Rush
MICHIGAN STATE	9	59*	Godwin, Chris from McSorley	Pass
vs. Wisconsin	8	70*	Blacknall, Saeed from McSorley	Pass

OPPONENTS [68 PLAYS]

Play	#	Long	Play	Opponent
Passing:	23	66*	Johnson, Ty from Hills, Perry	Maryland
Rushing:	21	74*	Samuel, Curtis	Ohio State
KR:	12	84	Henderson, Quadree	Pitt
FR:	1	20*	Refuge, Elcee	Kent State
INT:	2	34	Fant, Rashard	Indiana
PR:	2	53	Peppers, Jabrill	Michigan

Opp.	#	Long	Play	Type
Kent State	5	37	James, Raekwon from Mitchell, Mylik	Pass
at Pitt	9	84	Henderson, Quadree	KR
TEMPLE	1	67	DeLoatch, Romond	Pass
at Michigan	8	53	Peppers, Jabrill	KR
MINNESOTA	4	37*	Brooks, Shannon	Rush
MARYLAND	6	66*	Johnson, Ty from Hills, Perry	Pass
OHIO STATE	6	74*	Samuel, Curtis	Rush
at Purdue	5	62*	Yancey, DeAngelo from Blough, David	Pass
IOWA	5	36*	Smith, Jerminic from Beathard, C.J.	Pass
at Indiana	9	52	Patrick, Camion from Diamont, Zander	Pass
at Rutgers	1	51	Goodwin, Justin	KR
MICHIGAN STATE	3	39	Shelton, R.J. from Terry, Damion	Pass
vs. Wisconsin	6	67*	Clement, Corey	Rush

* - touchdown scored on play



LONG PLAY BREAKDOWN

Mark Allen

2016: 1 (1 receiving, 1 TD)
Career: 2 (1 Rushing, 1 Receiving, 1 TD)

2016 Long:
 Rushing: --
 Receiving: 27 yds from McSorley at Rutgers, TD

Career Long:
 Rushing: 28 yds vs. Indiana (2015)

Saquon Barkley

2016: 23 (17 rushing, 6 receiving, 5 TD)
Career: 38 (30 rushing, 9 receiving, 6 TD)

2016 Long:
 Rushing: 81 yds at Purdue
 Reception: 44 yds from McSorley vs. Iowa, TD

Career Long:
 Rushing: 81 yds at Purdue
 Reception: 44 yds from McSorley vs. Iowa

Brandon Bell

2016: -- (-)
Career: 1 (1 INT)

2016 Long:
 None

Career Long:
 Interception: 25 yds vs. Michigan (2015)

Irvin Charles

2016: 2 (2 receiving, 1 TD)
Career: 2 (2 receiving, 1 TD)

2016 Long:
 Reception: 80 yds from McSorley vs. Minnesota

Career Long:
 Reception: 80 yds from McSorley vs. Minnesota

Saeed Blacknall

2016: 6 (6 receiving, 2 TD)
Career: 12 (12 receiving, 4 TD)

2016 Long:
 Reception: 70 yds from McSorley vs. Wisconsin, TD

Career Long:
 Reception: 70 yds from McSorley vs. Wisconsin, TD

Mike Gesicki

2016: 12 (12 receiving, 2 TD)
Career: 15 (15 receiving, 4 TD)

2016 Long:
 Reception: 53 yds from McSorley vs. Minnesota

Career Long:
 Reception: 53 yds from McSorley vs. Minnesota

Chris Godwin

2016: 14 (14 receiving, 6 TD)
Career: 31 (31 receiving, 9 TD)

2016 Long:
 Reception: 59 yds from McSorley vs. Michigan State, TD

Career Long:
 Reception: 72 yds from Hackenberg vs. Boston College, TD (2014)

Amani Oruwariye

2016: 1 (1 INT)
Career: 1 (1 INT, 1 TD)

2016 Long:
 INT: 30 yds vs. Kent State, TD

Career Long:
 INT: 30 yds vs. Kent State, TD

Grant Haley

2016: 1 (1 FGR, 1 TD)
Career: 21 (1 INT, 19 KR, 1 FGR, 2 TD)

2016 Long:
 FGR: 60 yds vs. Ohio State, TD

Career Long:
 INT: 30 yds vs. Temple, TD (2014)
 KR: 44 yds vs. UCF (2014)

DaeSean Hamilton

2016: 9 (9 receiving)
Career: 24 (24 Receiving, 3 TD)

2016 Long:
 Reception: 54 yds from McSorley at Indiana

Career Long:
 Reception: 51 yds from Hackenberg vs. N'western (2014)

Juwan Johnson

2016: 2 (2 receiving)
Career: 2 (2 receiving)

2016 Long:
 Reception: 43 yds from McSorley vs. Michigan State

Career Long:
 Reception: 43 yds from McSorley vs. Michigan State

Trace McSorley

2016: 58 (56 passing, 2 rushing)
Career: 58 (56 passing, 2 rushing)

2016 Long:
 Pass: 80 yds vs. Minnesota
 Rushing: 26 yds vs. Minnesota

Career Long:
 Pass: 80 yds vs. Minnesota
 Rushing: 26 yds vs. Minnesota

Brandon Polk

2016: 1 (1 KR)
Career: 11 (1 Receiving, 4 Rushing, 6 KR, 1 TD)

2016 Long:
 Reception: --
 Rushing: --
 KR: 35 yds vs. Temple

Career Long:
 Reception: 39 yds from Hackenberg vs. Indiana, TD (2015)
 Rushing: 33 yds at Temple (2015)
 KR: 35 yds vs. Temple

John Reid

2016: 3 (3 PR)
Career: 4 (1 INT, 3 PR)

2016 Long:
 PR: 59 yds at Pitt

Career Long:
 INT: 44 yds vs. Rutgers (2015)
 PR: 59 yds at Pitt

Andre Robinson

2016: 1 (1 Receiving, 1 TD)
Career: 1 (1 Receiving, 1 TD)

2016 Long:
 Reception: 40 yds from McSorley vs. Michigan State

Career Long:
 Reception: 40 yds from McSorley vs. Michigan State

Miles Sanders

2016: 20 (16 KR, 3 rushing, 1 receiving, 3 TD)
Career: 20 (16 KR, 3 rushing, 1 receiving, 3 TD)

2016 Long:
 KR: 48 yds vs. Iowa
 Rushing: 57 yds at Rutgers
 Reception: 21 yds from McSorley at Purdue, TD

Career Long:
 KR: 48 yds vs. Iowa
 Rushing: 57 yds at Rutgers
 Reception: 21 yds from McSorley at Purdue, TD

Nick Scott

2016: 2 (2 KR)
Career: 13 (1 passing, 1 receiving, 1 rushing, 10 KR)

2016 Long:
 KR: 30 yds vs. Kent State

Career Long:
 Passing: 32 yds to Godwin vs. San Diego State (2015)
 Reception: 22 yds from Hackenberg vs. Army (2015)
 Rushing: 35 yds vs. Indiana (2015)
 KR: 58 yds vs. Buffalo (2015)

Garrett Sickels

2016: -- (-)
Career: 1 (1 FR)

2016 Long:
 None

Career Long:
 FR: 36 yds vs. Maryland

Brandon Smith

2016: 1 (1 INT)
Career: 1 (1 INT)

2016 Long:
 INT: 22 yds at Purdue

Career Long:
 INT: 22 yds at Purdue

Tommy Stevens

2016: 3 (1 passing, 2 rushing)
Career: 3 (1 passing, 2 rushing)

2016 Long:
 Pass: 31 yds at Rutgers
 Rushing: 31 yds at Rutgers

Career Long:
 Pass: 26 yds at Purdue
 Rushing: 45 yds vs. Iowa

DeAndre Thompkins

2016: 7 (7 receiving)
Career: 10 (8 receiving, 2 PR)

2016 Long:
 Reception: 70 yds from McSorley vs. Maryland

Career Long:
 Reception: 70 yds from McSorley vs. Maryland
 PR: 58 yds vs. Buffalo (2015)

Von Walker

2016: None
Career: 5 (4 KR, 1 PR)

2016 Long:
 None

Career Long:
 KR: 35 yds vs. Akron (2014)
 PR: 22 yds vs. Eastern Michigan (2013)



SEASON SUPERLATIVES

PENN STATE INDIVIDUAL

Rushes	33, Barkley, Saquon at Indiana (12/11)
Yards Rushing	207, Barkley, Saquon at Purdue (10/29)
TD Rushes	4, Barkley, Saquon at Pitt (9/10)
Long Rush	81, Barkley, Saquon at Purdue (10/29)
Pass Attempts	41, McSorley, Trace vs. Minnesota (10/1)
Pass Completions	24, McSorley, Trace at Pitt (9/10)
Yards Passing	384, McSorley, Trace vs. Wisconsin (12/3)
TD Passes	4, Two Times Last: McSorley, Trace vs. Wisconsin (12/3)
Long Pass	80, McSorley, Trace vs. Minnesota (10/1)
Receptions	8, Two Times; Last: Hamilton, DaeSean vs. Wisconsin (12/3)
Yards Receiving	155, Blacknall, Saeed vs. Wisconsin (12/3)
TD Receptions	2, Four Times Last: Blacknall, Saeed vs. Wisconsin (12/3)
Long Reception	80, Charles, Irvin vs. Minnesota (10/1)
Field Goals	4, Davis, Tyler at Rutgers (11/19)
Long Field Goal	40, Three Times Last: Davis, Tyler at Rutgers (11/19))
Punts	7, Gillikin, Blake vs. Ohio State (10/22)
Punting Avg	49.0, Gillikin, Blake vs. Wisconsin (12/3)
Long Punt	69, Gillikin, Blake at Pitt (9/10)
Punts Inside 20	3, Two Times Last: Gillikin, Blake vs. Ohio State (10/22)
Long Punt Return	59, Reid, John at Pitt (9/10)
Long Kickoff Return	48, Sanders, Miles vs. Iowa (11/5)
Tackles	22, Allen, Marcus vs. Minnesota (10/1)
Sacks	2.5, Sickels, Garrett vs. Ohio State (10/22)
Tackles For Loss	3.5, Sickels, Garrett vs. Ohio State (10/22)
Interceptions	1, Nine Times Last: Apke, Troy vs. Iowa (11/5)

PENN STATE TEAM

	Highs	Lows
Rushes	62, vs. Maryland; 10/8	28, Two Times Last: vs. Minnesota; 10/1
Yards Rushing	372, vs. Maryland; 10/8	70, at Michigan; 9/24
Yards Per Rush	6.9, Two Times Last: at Rutgers; 11/19	1.7, at Indiana; 11/12
TD Rushes	5, at Purdue; 10/29	0, at Michigan; 9/24
Pass attempts	41, vs. Minnesota; 10/1	23, Two Times Last: at Purdue; 10/29
Pass completions	24, at Pitt; 9/10	8, vs. Ohio State; 10/22
Yards Passing	386, vs. Michigan St.; 11/26	121, at Michigan; 9/24
Yards Per Pass	16.1, vs. Michigan St.; 11/26	4.5, at Michigan; 9/24
TD Passes	4, Two Times Last: vs. Wisconsin; 12/3	1, Six Times Last: at Rutgers; 11/19
Total Plays	82, at Rutgers; 11/19	55, at Michigan; 9/24
Total Offense	599, vs. Iowa; 11/5	191, at Michigan; 9/24
Yards Per Play	8.6, vs. Iowa; 11/5	3.6, at Michigan; 9/24
Points	62, at Purdue; 10/29	10, at Michigan; 9/24
Sacks By	7, vs. Kent State; 9/3	0, Two Times Last: at Michigan; 9/24
First Downs	28, vs. Maryland; 10/8	12, at Michigan; 9/24
Penalties	11, at Purdue; 10/29	1, 2x last, vs. Mich. St.; 11/26
Penalty Yards	91, at Purdue; 10/29	5, vs. Ohio State; 10/22
Turnovers	4, at Pitt; 9/10	0, 4x last, vs. Mich. St.; 11/26
Interceptions By	2, Two Times Last: at Purdue; 10/29	1, Five Times Last: vs. Iowa; 11/5
Punts	7, vs. Ohio State; 10/22	2, 2x last, vs. Wisconsin; 12/3
Punting Avg.	49.0, vs. Wisconsin; 12/3	29.5, vs. Maryland; 10/8
Long Punt	69, at Pitt; 9/10	41, vs. Temple; 9/17
Punts Inside 20	4, vs. Maryland; 10/8	0, at Purdue; 10/29
Long Punt Return	59, at Pitt; 9/10	0, 2x last, vs. Iowa; 11/5

OPPONENT INDIVIDUAL

Rushes	23, Two Times, Last: Redding, Devine; Indiana (11/12)
Yards Rushing	164, Clement, Corey; Wisconsin (12/3)
TD Rushes	2, Four Times Last: Redding, Devine; Indiana (11/12)
Long Rush	74, Samuel, Curtis; Ohio State (10/22)
Pass Attempts	50, Blough, David; Purdue (10/29)
Pass Completions	34, Blough, David; Purdue (10/29)
Yards Passing	292, Lagow, Richard; Indiana (11/12)
TD Passes	3, Peterman, Nathan; Pitt (9/10)
Long Pass	67, Walker, Phillip; Temple (9/17)
Receptions	8, Three Times Last: Posey, Cameron; Purdue (10/29)
Yards Receiving	101, Smith, Brian; Minnesota (10/1)
TD Receptions	1, 13 Times Last: Westbrook, Nick and Jones, Ricky; Indiana (11/12)
Long Reception	67, Deloatch, Romond; Temple (9/17)
Field Goals	4, Two Times; Last: Geiger, Michael; Michigan State (11/26)
Long Field Goal	47, Oakes, Griffin; Indiana (11/12)
Punts	11, Cintron, Michael; Rutgers (11/19)
Punting Avg	46.8, Schopper, Joe; Purdue (10/29)
Long Punt	61, Cintron, Michael; Rutgers (11/19)
Punts Inside 20	3, Three Times Last: Cintron, Michael; Rutgers (11/19)
Long Punt Return	53, Peppers, Jabrill; Michigan (9/24)
Long Kickoff Return	84, Henderson, Quadree; Pitt (9/10)
Tackles	17, Holley, Nate; Kent State (9/3)
Sacks	1.5, Three Times Last: Aniebonam, Jesse; Maryland (10/8)
Tackles For Loss	4.0, Scales, Tegray; Indiana (11/12)
Interceptions	1, Five Times, Last: Fant, Rashard and Fields, Tony at Indiana (11/12)

OPPONENT TEAM

	Highs	Lows
Rushes	56, Pitt; 9/10	26, Two Times Last: Iowa; 11/5
Yards Rushing	341, Pitt; 9/10	30, Iowa; 11/5
Yards Per Rush	6.7, Michigan; 9/24	1.2, Two Times Last: Rutgers; 11/19
TD Rushes	6, Michigan; 9/24	0, Four Times Last: Michigan State; 11/26
Pass attempts	55, Purdue; 10/29	15, Pitt; 9/10
Pass completions	36, Purdue; 10/29	7, Rutgers; 11/19
Yards Passing	344, Indiana; 11/12	48, Rutgers; 11/19
Yards Per Pass	8.4, Temple; 9/17	3.0, Rutgers; 11/19
TD Passes	3, Pitt; 9/10	0, Five Times Last: Wisconsin; 12/3
Total Plays	89, Minnesota; 10/1	50, Rutgers; 11/19
Total Offense	515, Michigan; 9/24	87, Rutgers; 11/19
Yards Per Play	6.1, Michigan; 9/24	1.7, Rutgers; 11/19
Points	49, Michigan; 9/24	0, Rutgers; 11/19
Sacks By	6, Michigan; 9/24	0, Temple; 9/17
First Downs	31, Minnesota; 10/1	11, Maryland; 10/8
Penalties	13, Temple; 9/17	5, Rutgers; 11/19
Penalty Yards	118, Temple; 9/17	23, Michigan State; 11/26
Turnovers	5, Indiana; 11/12	0, 2x last, Wisconsin; 12/3
Interceptions By	2, Indiana; 11/12	0, Seven Times Last: Wisconsin; 12/3
Punts	12, Rutgers; 11/19	1, Michigan; 9/24
Punting Avg.	46.8, Purdue; 10/29	34.8, Wisconsin; 12/3
Long Punt	61, Rutgers; 11/19	39, Wisconsin; 12/3
Punts Inside 20	3, Three Times Last: Rutgers; 11/19	0, Three Times Last: Maryland; 10/8
Long Punt Return	53, Michigan; 9/24	0, Four Times Last: Iowa; 11/5



PARTICIPATION CHART

	GP/GS	KSU	at PITT	TEM	at MICH	MINN	UMD	OSU	at PUR	IOWA	at IND	at RU	MSU	WIS
Allen, Marcus	13/13	ST	ST	ST	ST	ST	ST	ST	ST	ST	ST	ST	ST	ST
Allen, Mark	12/-	P	P	P	P	P	P	...	P	P	P	P	P	P
Alston, Kyle	1/-	P	...
Apke, Troy	13/1	P	P	P	P	ST	P	P	P	P	P	P	P	P
Barkley, Saquon	13/13	ST	ST	ST	ST	ST	ST	ST	ST	ST	ST	ST	ST	ST
Bates, Ryan	13/13	ST	ST	ST	ST	ST	ST	ST	ST	ST	ST	ST	ST	ST
Bell, Brandon	9/9	ST	ST	ST	ST	ST	ST	ST	ST	ST
Bentley, Gordon	7/-	P	P	...	P	P	...	P	P	...
Blacknall, S.	9/7	ST	P	P	ST	ST	ST	ST	ST	ST
Bowen, Manny	13/12	P	ST	ST	ST	ST	ST	ST	ST	ST	ST	ST	ST	ST
Brosnan, B.	2/-	P	P	...
Brown, Cam	12/2	...	P	P	P	ST	ST	P	P	P	P	P	P	P
Brown, Torrence	13/4	P	P	ST	ST	P	P	ST	ST	P	P	P	P	P
Buchholz, Ryan	12/-	P	P	P	P	P	P	P	P	P	P	...	P	P
Cabinda, Jason	8/8	ST	ST	ST	ST	ST	ST	ST	ST
Campbell, C.	12/3	P	P	ST	ST	ST	...	P	P	P	P	P	P	P
Castagna, Colin	6/-	P	...	P	...	P	P	P	P
Charles, Irvin	13/-	P	P	P	P	P	P	P	P	P	P	P	P	P
Chavis, Tyrell	13/-	P	P	P	P	P	P	P	P	P	P	P	P	P
Cooper, Jake	6/2	P	P	ST	ST	P	P	INJ	INJ	INJ	INJ	INJ
Cothran, Curtis	9/7	P	ST	ST	ST	ST	ST	ST	ST
Cothren, Parker	12/12	ST	ST	ST	ST	ST	ST	ST	...	ST	ST	ST	ST	ST
Davis, Desi	1/-	P
Davis, Tyler	13/-	P	P	P	P	P	P	P	P	P	P	P	P	P
Devenney, Tom	1/-	P	...
Di Leo, Frank	1/-	P	...
Dowrey, Derek	13/6	ST	ST	ST	ST	P	P	P	P	P	P	ST	ST	P
DuMond, Joe	1/-	P	...
Farmer, Koa	13/1	P	P	P	P	P	ST	P	P	P	P	P	P	P
Fessler, Billy	4/-	P	...	P	P	P	...
Gaia, Brian	13/13	ST	ST	ST	ST	ST	ST	ST	ST	ST	ST	ST	ST	ST
Garrity, Gregg	8/-	P	P	P	P	P	P	P	P
Gesicki, Mike	13/13	ST	ST	ST	ST	ST	ST	ST	ST	ST	ST	ST	ST	ST
Gillikin, Blake	13/-	P	P	P	P	P	P	P	P	P	P	P	P	P
Givens, Kevin	13/6	ST	ST	ST	ST	ST	ST	P	P	P	P	P	P	P
Godwin, Chris	13/13	ST	ST	ST	ST	ST	ST	ST	ST	ST	ST	ST	ST	ST
Golden, Malik	12/12	ST	ST	ST	ST	...	ST	ST	ST	ST	ST	ST	ST	ST
Gonzalez, S.	10/2	P	P	P	P	P	P	P	ST	P	ST
Gulla, Chris	10/-	P	P	P	P	P	P	P	P	P	P
Haley, Grant	11/10	ST	ST	P	ST	ST	ST	ST	ST	ST	ST	ST
Hamilton, D.	13/12	ST	ST	ST	ST	ST	ST	ST	P	ST	ST	ST	ST	ST
Hodgens, Cody	1/-	P	...
Holland, J.	12/-	P	P	P	P	P	P	...	P	P	P	P	P	P
Iyke, Immanuel	1/-	P	...
Jenkins, S.	11/-	P	P	P	P	P	P	P	...	P	P	P	P	...
Johnson, Jan	1/-	P	INJ	INJ	INJ	INJ	INJ	INJ	INJ	INJ	INJ
Johnson, Juwan	13/1	P	P	P	P	P	P	P	ST	P	P	P	P	P
Julius, Joey	13/-	P	P	P	P	P	P	P	P	P	P	P	P	P
Laurent, Wendy	11/-	P	P	P	P	P	P	...	P	P	...	P	P	P
Mahon, Brendan	9/9	ST	ST	ST	ST	ST	ST	ST	ST	ST
McGovern, C.	12/8	P	P	P	P	ST	ST	ST	ST	ST	ST	...	ST	ST
McPhearson, J.	5/-	P	...	P	P	...	P	P	...
McSorley, Trace	13/13	ST	ST	ST	ST	ST	ST	ST	ST	ST	ST	ST	ST	ST
Miller, Jarvis	13/-	P	P	P	P	P	P	P	P	P	P	P	P	P
Miller, Shareef	13/-	P	P	P	P	P	P	P	P	P	P	P	P	P
Monk, Ryan	5/-	P	P	P	P	...
Monroe, Ayron	9/-	P	P	P	P	P	P	P	P
Nelson, Andrew	6/6	ST	ST	ST	ST	ST	ST
Oruware, A.	10/-	P	P	P	P	P	P	P	P	P	P
Palmer, Paris	9/4	P	...	P	P	...	P	ST	ST	ST	ST
Pancoast, Tom	13/-	P	P	P	P	P	P	P	P	P	P	P	P	P
Pasquariello, D	1/-	P
Paye, Irvine	1/-	P	...
Polk, Brandon	3/-	P	P	P
Reid, John	13/13	ST	ST	ST	ST	ST	ST	ST	ST	ST	ST	ST	ST	ST
Robinson, Andre	11/-	P	P	P	P	P	P	P	P	P	P
Sanders, Miles	12/-	P	P	P	P	...	P	P	P	P	P	P	P	P
Schwan, Evan	12/11	ST	ST	...	P	ST	ST	ST	ST	ST	ST	ST	ST	ST
Scott, Nick	12/-	P	P	P	P	P	P	P	P	P	P	P	P	P
Shoop, Tyler	1/-	P	...
Sickels, G.	13/11	ST	ST	ST	ST	ST	ST	P	P	ST	ST	ST	ST	ST
Simpson, Zach	11/-	P	P	P	P	P	P	P	P	P
Smith, Brandon	13/2	P	P	P	ST	ST	P	P	P	P	P	P	P	P
Smith, Jordan	12/-	P	...	P	P	P	P	P	P	P	P	P	P	P
Stevens, Tommy	7/-	P	P	...	P	P	P	P	P	...
Taylor, Garrett	11/-	P	P	P	P	P	P	P	P	P	P	P
Thomas, J.	4/-	P	...	P	...	P	P
Thompkins, D.	12/6	P	ST	ST	ST	ST	ST	ST	...	P	P	P	P	P
Walker, Von	11/-	P	P	P	P	P	P	P	P	P	P	P	INJ	INJ
Wartman-White, N	3/3	ST	ST	ST	INJ	INJ	INJ	INJ	INJ	INJ	INJ	INJ	INJ	INJ
White, Antoine	13/-	P	P	P	P	P	P	P	P	P	P	P	P	P
Windsor, Robert	13/1	P	P	P	P	P	P	P	ST	P	P	P	P	P
Wright, Chasz	13/4	P	P	P	P	P	P	P	P	P	ST	ST	ST	ST
Yazujian, Tyler	13/-	P	P	P	P	P	P	P	P	P	P	P	P	P

KEY: ST - Start | P - Participated | (-) - Non-Participant | INJ - Injured



@PennStateFBall



PSUFBall

2016

PSUnvaled.com

GoPSUsports.com

OVERALL TEAM STATISTICS

Team Statistics	PSU	OPP
SCORING	477	304
Points Per Game	36.7	23.4
Points Off Turnovers	76	59
FIRST DOWNS	262	241
Rushing	114	103
Passing	122	117
Penalty	26	21
RUSHING YARDAGE	2195	1996
Yards gained rushing	2681	2475
Yards lost rushing	486	479
Rushing Attempts	507	517
Average Per Rush	4.3	3.9
Average Per Game	168.8	153.5
TDs Rushing	31	21
PASSING YARDAGE	3396	2580
Comp-Att-Int	208-362-5	259-418-9
Average Per Pass	9.4	6.2
Average Per Catch	16.3	10.0
Average Per Game	261.2	198.5
TDs Passing	25	13
TOTAL OFFENSE	5591	4576
Total Plays	869	935
Average Per Play	6.4	4.9
Average Per Game	430.1	352.0
KICK RETURNS: #-Yards	44-854	44-827
PUNT RETURNS: #-Yards	29-176	18-127
INT RETURNS: #-Yards	9-102	5-89
KICK RETURN AVERAGE	19.4	18.8
PUNT RETURN AVERAGE	6.1	7.1
INT RETURN AVERAGE	11.3	17.8
FUMBLES-LOST	21-12	22-11
PENALTIES-Yards	63-557	91-799
Average Per Game	42.8	61.5
PUNTS-Yards	59-2432	76-3038
Average Per Punt	41.2	40.0
Net punt average	37.4	36.3
KICKOFFS-Yards	93-5775	65-3809
Average Per Kick	62.1	58.6
Net kick average	41.1	39.3
TIME OF POSSESSION/Game	27:49	32:11
3RD-DOWN Conversions	52/162	76/204
3rd-Down Pct	32%	37%
4TH-DOWN Conversions	10/20	8/21
4th-Down Pct	50%	38%
SACKS BY-Yards	39-267	23-158
MISC YARDS	72	-2
TOUCHDOWNS SCORED	59	36
FIELD GOALS-ATTEMPTS	22-24	17-23
ON-SIDE KICKS	0-0	0-0
RED-ZONE SCORES	(55-64) 86%	(38-43) 88%
RED-ZONE TOUCHDOWNS	(34-64) 53%	(25-43) 58%
PAT-ATTEMPTS	(55-55) 100%	(35-36) 97%
ATTENDANCE	701800	305503
Games/Avg Per Game	7/100257	5/61101
Neutral Site Games		1/65018

Score by Quarters	1st	2nd	3rd	4th	OT	Total
Penn State	68	105	132	166	6	477
Opponents	75	121	50	55	3	304

OVERALL INDIVIDUAL STATISTICS

Rushing	gp-gs	att	gain	loss	net	avg	td	lg	avg/g
Barkley, Saquon	13-13	247	1430	128	1302	5.3	16	81	100.2
McSorley, Trace	13-13	140	563	211	352	2.5	6	26	27.1
Stevens, Tommy	7-0	21	200	2	198	9.4	2	45	28.3
Sanders, Miles	12-0	25	211	27	184	7.4	1	57	15.3
Robinson, Andre	11-0	28	139	2	137	4.9	5	19	12.5
Allen, Mark	12-0	28	118	3	115	4.1	1	17	9.6
Godwin, Chris	13-13	1	13	0	13	13.0	0	13	1.0
Paye, Irvine	1-0	1	7	0	7	7.0	0	7	7.0
Hamilton, DaeSean	13-12	1	0	12	-12	-12.0	0	0	-0.9
TEAM	9-0	15	0	101	-101	-6.7	0	0	-11.2
Total	13	507	2681	486	2195	4.3	31	81	168.8
Opponents	13	517	2475	479	1996	3.9	21	74	153.5

Passing	gp-gs	effic	comp-att-int	pct	yds	td	lg	avg/g
McSorley, Trace	13-13	156.63	206-358-5	57.5	3360	25	80	258.5
Stevens, Tommy	7-0	167.47	2-3-0	66.7	36	0	26	5.1
TEAM	9-0	0.00	0-1-0	0.0	0	0	0	0.0
Total	13	156.29	208-362-5	57.5	3396	25	80	261.2
Opponents	13	119.77	259-418-9	62.0	2580	13	67	198.5

Receiving	gp-gs	no.	yds	avg	td	lg	avg/g
Godwin, Chris	13-13	50	795	15.9	9	59	61.2
Gesicki, Mike	13-13	47	668	14.2	4	53	51.4
Hamilton, DaeSean	13-12	34	506	14.9	1	54	38.9
Thompkins, DeAndre	12-6	25	431	17.2	1	70	35.9
Barkley, Saquon	13-13	23	347	15.1	3	44	26.7
Blacknall, Saeed	9-7	15	347	23.1	3	70	38.6
Allen, Mark	12-0	3	32	10.7	1	27	2.7
Charles, Irvin	13-0	2	106	53.0	1	80	8.2
Johnson, Juwan	13-1	2	70	35.0	0	43	5.4
Robinson, Andre	11-0	2	42	21.0	1	40	3.8
Sanders, Miles	12-0	2	24	12.0	1	21	2.0
Polk, Brandon	3-0	2	18	9.0	0	14	6.0
Paye, Irvine	1-0	1	10	10.0	0	10	10.0
Total	13	208	3396	16.3	25	80	261.2
Opponents	13	259	2580	10.0	13	67	198.5

Punt Returns	no.	yds	avg	td	lg
Reid, John	22	166	7.5	0	59
Garrity, Gregg	3	14	4.7	0	7
Brown, Cam	1	0	0.0	0	0
Thompkins, DeAndre	1	2	2.0	0	2
Johnson, Juwan	1	20	20.0	0	0
Oruwariye, Amani	1	-26	-26.0	0	0
Total	29	176	6.1	0	59
Opponents	18	127	7.1	0	53

Interceptions	no.	yds	avg	td	lg
Smith, Brandon	2	22	11.0	0	22
Bell, Brandon	1	0	0.0	0	0
Campbell, Christian	1	18	18.0	0	18
Golden, Malik	1	8	8.0	0	8
Smith, Jordan	1	0	0.0	0	0
Oruwariye, Amani	1	30	30.0	1	30
Apke, Troy	1	10	10.0	0	10
Reid, John	1	14	14.0	0	14
Total	9	102	11.3	1	30
Opponents	5	89	17.8	0	34

Kick Returns	no.	yds	avg	td	lg
Sanders, Miles	30	634	21.1	0	48
Scott, Nick	6	138	23.0	0	30
Pancoast, Tom	1	11	11.0	0	11
Thompkins, DeAndre	1	5	5.0	0	5
Farmer, Koa	1	3	3.0	0	0
Charles, Irvin	1	11	11.0	0	11
Buchholz, Ryan	1	0	0.0	0	0
Polk, Brandon	1	35	35.0	0	35
Barkley, Saquon	1	17	17.0	0	17
Hamilton, DaeSean	1	0	0.0	0	0
Total	44	854	19.4	0	48
Opponents	44	827	18.8	0	84

Fumble Returns	no.	yds	avg	td	lg
Reid, John	1	4	4.0	0	4
Allen, Marcus	1	6	6.0	0	6
Brown, Torrence	1	9	9.0	1	9
Haley, Grant	0	0	0.0	1	0
Total	3	19	6.3	2	9
Opponents	4	50	12.5	2	20

OVERALL INDIVIDUAL STATISTICS

Scoring	td	fg	PAT			dcp	saf	pts
			kick	rush	rcv pass			
Davis, Tyler	-	22-24	55-55	-	-	-	-	121
Barkley, Saquon	19	-	-	-	-	-	-	114
Godwin, Chris	9	-	-	-	-	-	-	54
Robinson, Andre	6	-	-	-	-	-	-	36
McSorley, Trace	6	-	-	0-1	-	1-1	-	36
Gesicki, Mike	4	-	-	-	-	-	-	24
Blacknall, Saeed	3	-	-	-	-	-	-	18
Allen, Mark	2	-	-	-	-	-	-	12
Stevens, Tommy	2	-	-	-	-	-	-	12
Sanders, Miles	2	-	-	-	-	-	-	12
Hamilton, DaeSean	1	-	-	-	1	-	-	8
Charles, Irvin	1	-	-	-	-	-	-	6
Thompkins, DeAndre	1	-	-	-	-	-	-	6
Brown, Torrence	1	-	-	-	-	-	-	6
Haley, Grant	1	-	-	-	-	-	-	6
Oruwariye, Amani	1	-	-	-	-	-	-	6
Fessler, Billy	-	-	-	-	-	0-1	-	0
Total	59	22-24	55-55	0-1	1	1-2	-	477
Opponents	36	17-23	35-36	-	-	-	-	304

Total Offense	g	plays	rush	pass	total	avg/g
McSorley, Trace	13	498	352	3360	3712	285.5
Barkley, Saquon	13	247	1302	0	1302	100.2
Stevens, Tommy	7	24	198	36	234	33.4
Sanders, Miles	12	25	184	0	184	15.3
Robinson, Andre	11	28	137	0	137	12.5
Allen, Mark	12	28	115	0	115	9.6
Godwin, Chris	13	1	13	0	13	1.0
Paye, Irvine	1	1	7	0	7	7.0
Hamilton, DaeSean	13	1	-12	0	-12	-0.9
TEAM	9	16	-101	0	-101	-11.2
Total	13	869	2195	3396	5591	430.1
Opponents	13	935	1996	2580	4576	352.0

Field Goals	fg	pct.	01-19	20-29	30-39	40-49	50-99	lg	blk
Davis, Tyler	22-24	91.7	1-1	6-6	12-14	3-3	0-0	40	2

FG Sequence	Penn State	Opponents
Kent State	(29),(28)	(26),(43),54
Pitt	(38)	50
Temple	(40),(30)	(45),(34)
Michigan	(21)	-
Minnesota	(19),(27),(40)	(37),(35),(37),(46)
Maryland	(30)	-
Ohio State	39,(34)	(33),(30),45
Purdue	(33),(29)	(42),39
Iowa	30,(30),(37)	-
Indiana	(39)	(47)
Rutgers	(32),(34),(40),(32)	45
Michigan State	(35)	(28),(36),(33),(21)
Wisconsin	(24)	48,(23)

Punting	no.	yds	avg	lg	tb	fc	i20	50+	blk
Gillikin, Blake	56	2357	42.1	69	5	18	21	10	0
Pasquariello, Daniel	2	75	37.5	38	0	1	2	0	0
TEAM	1	0	0.0	0	0	0	0	0	1
Total	59	2432	41.2	69	5	19	23	10	1
Opponents	76	3038	40.0	61	5	27	16	7	2

Kickoffs	no.	yds	avg	tb	ob	retn	net	ydln
Julius, Joey	93	5775	62.1	45	4			
Total	93	5775	62.1	45	4	18.8	41.1	23
Opponents	65	3809	58.6	16	3	19.4	39.3	25

All Purpose	g	rush	rcv	pr	kr	ir	total	avg/g
Barkley, Saquon	13	1302	347	0	17	0	1666	128.2
Sanders, Miles	12	184	24	0	634	0	842	70.2
Godwin, Chris	13	13	795	0	0	0	808	62.2
Gesicki, Mike	13	0	668	0	0	0	668	51.4
Hamilton, DaeS	13	-12	506	0	0	0	494	38.0
Thompkins, DeA	12	0	431	2	5	0	438	36.5
McSorley, Trace	13	352	0	0	0	0	352	27.1
Blacknall, Saeed	9	0	347	0	0	0	347	38.6
Stevens, Tommy	7	198	0	0	0	0	198	28.3
Reid, John	13	0	0	166	0	14	180	13.8
Robinson, Andre	11	137	42	0	0	0	179	16.3
Allen, Mark	12	115	32	0	0	0	147	12.2
Scott, Nick	12	0	0	0	138	0	138	11.5
Charles, Irvin	13	0	106	0	11	0	117	9.0
Johnson, Juwan	13	0	70	20	0	0	90	6.9
Polk, Brandon	3	0	18	0	35	0	53	17.7
Smith, Brandon	13	0	0	0	0	22	22	1.7
Campbell, Christ	12	0	0	0	0	18	18	1.5
Paye, Irvine	1	7	10	0	0	0	17	17.0
Garrity, Gregg	8	0	0	14	0	0	14	1.8
Pancoast, Tom	13	0	0	0	11	0	11	0.8
Apke, Troy	13	0	0	0	0	10	10	0.8
Golden, Malik	12	0	0	0	0	8	8	0.7
Oruwariye, Ama	10	0	0	-26	0	30	4	0.4
Farmer, Koa	13	0	0	0	3	0	3	0.2
TEAM	9	-101	0	0	0	0	-101	-11.2
Total	13	2195	3396	176	854	102	6723	517.2
Opponents	13	1996	2580	127	827	89	5619	432.2

Numbers in (parentheses) indicate field goal was made.



OVERALL DEFENSIVE STATISTICS

##	Defensive Leaders	gp-gs	Tackles				Sacks	Pass defense			Fumbles		blkd	
			ua	a	tot	tfl/yds		no-yds	int-yds	brup	qbh	rcv-yds	ff	kick
2	Allen, Marcus	13-13	52	49	101	6.0-15	.	.	3	.	2-6	1	1	.
11	Bell, Brandon	9-9	40	47	87	7.5-39	4.0-33	1-0	3	1	.	3	.	.
40	Cabinda, Jason	8-8	29	41	70	4.0-20	1.0-13	.	3	1
6	Golden, Malik	12-12	41	27	68	5.0-13	.	1-8	3	.	1-0	1	.	.
43	Bowen, Manny	13-12	35	33	68	8.5-30	2.0-16	.	2	3
47	Smith, Brandon	13-2	21	33	54	4.0-7	0.5-2	2-22	3
90	Sickels, Garrett	13-11	22	24	46	12.5-59	6.0-42	.	.	4
29	Reid, John	13-13	22	13	35	5.0-19	0.5-3	1-14	7	.	1-4	.	.	.
15	Haley, Grant	11-10	18	14	32	1.5-4	.	.	2
19	Brown, Torrence	13-4	15	16	31	6.0-18	0.5-4	.	.	.	2-9	3	.	.
31	Brown, Cam	12-2	13	16	29	1.5-2	0.5-1	1	.
28	Apke, Troy	13-1	11	17	28	.	.	1-10	.	.	1-0	.	.	.
94	Schwan, Evan	12-11	13	15	28	8.5-47	6.0-43	.	2	2	.	1	.	.
7	Farmer, Koa	13-1	12	15	27	4.5-16	3.0-13	.	1	1	.	1	.	.
1	Campbell, Christian	12-3	14	11	25	1.0-4	.	1-18	5	.	1-0	.	.	.
41	Cothren, Parker	12-12	9	15	24	5.5-13	2.0-6
30	Givens, Kevin	13-6	11	13	24	7.0-33	4.5-28	.	1	.	2-0	.	.	.
21	Oruwaraye, Amani	10-0	13	9	22	.	.	1-30	1
54	Windsor, Robert	13-1	9	13	22	1.5-6	1.0-6	.	.	1
48	Miller, Shareef	13-0	13	9	22	5.5-27	2.0-18	.	.	1	.	1	.	.
52	Cothran, Curtis	9-7	9	9	18	4.5-15	0.5-5
93	White, Antoine	13-0	6	11	17	1.5-10	1.5-10	.	.	1
97	Buchholz, Ryan	12-0	10	6	16	4.5-26	3.0-20	.	.	1
1S	Smith, Jordan	12-0	9	7	16	1.0-5	.	1-0	3	.	1-0	.	.	.
33	Cooper, Jake	6-2	4	11	15	1
5W	Wartman-White, Nyeem	3-3	8	6	14	3.5-8	0.5-4	.	2
56	Chavis, Tyrell	13-0	1	10	11	1.0-2
23	Monroe, Ayrton	9-0	3	8	11	.	.	.	1
25	Walker, Von	11-0	6	1	7
84	Johnson, Juwan	13-1	5	2	7	1	.
4	Scott, Nick	12-0	2	5	7	.	.	.	1
1C	Charles, Irvin	13-0	5	.	5
9M	Miller, Jarvis	13-0	2	2	4
9J	Julius, Joey	13-0	2	1	3
17	Taylor, Garrett	11-0	1	1	2	.	.	.	1
46	Castagna, Colin	6-0	1	1	2	1.0-2
3	Thompkins, DeAndre	12-6	2	.	2
53	Dowrey, Derek	13-6	1	1	2
36	Johnson, Jan	1-0	1	1	2
81	Bentley, Gordon	7-0	1	.	1
5	Hamilton, DaeSean	13-12	1	.	1
5B	Bates, Ryan	13-13	1	.	1
39	McPhearson, Josh	5-0	.	1	1
Total		13	494	514	1008	112-440	39-267	9-102	44	17	11-19	11	3	.
Opponents		13	497	340	837	85-359	23-158	5-89	38	23	12-50	10	3	1