



2022 PENN STATE BASEBALL

PENN STATE VS. PURDUE | APRIL 14-16, 2022 | UNIVERSITY PARK, PA.

2022 SCHEDULE

Date Opponent Time/Result

FEBRUARY

18	vs. Monmouth (Cary, N.C.)	L, 1-10
19	vs. LIU (DH) (Cary, N.C.)	W, 14-3/L, 8-11
20	vs. Northeastern (Cary, N.C.)	L, 1-8
25	vs. Maine (Cary, N.C.)	W, 4-3
26	vs. Maine (DH) (Cary, N.C.)	L, 3-5/W, 9-3

MARCH

4	at #5 Virginia (ACCNX)	L, 1-10
5	at #5 Virginia (ACCNX)	L, 4-10
6	at #5 Virginia (ACCNX)	L, 1-13
8	at VMI (ESPN+)	L, 4-11
11	vs. UMass (Cary, N.C.)	W, 10-6
12	vs. UMass (Cary, N.C.)	L, 4-11
13	vs. UMass (Cary, N.C.)	W, 1-0
15-16	NIAGARA (B1G+)	Canceled
18	MILWAUKEE (B1G+)	W, 6-4
19	MILWAUKEE (B1G+)	W, 4-3
20	MILWAUKEE (B1G+)	L, 0-12
22	YOUNGSTOWN STATE (B1G+)	L, 1-2
25	RUTGERS* (B1G+)	L, 4-6
25	RUTGERS* (B1G+)	W, 8-6
26	RUTGERS* (B1G+)	L, 6-20
29	PITT (B1G+)	PPD
30	ST. BONAVENTURE (B1G+)	W, 3-2 (10)

APRIL

1	at #23 Maryland* (B1G+)	L, 4-8
2	at #23 Maryland* (B1G+)	W, 6-4 (10)
3	at #23 Maryland* (B1G+)	L, 2-7
6	BUCKNELL (B1G+)	W, 7-6
9	at Northwestern* (B1G+)	L, 4-5
9	at Northwestern* (B1G+)	W, 4-1
10	at Northwestern* (B1G+)	L, 2-5 (10)
12	WEST VIRGINIA (B1G+)	L, 4-8
14	PURDUE* (B1G+)	6 P.M.
15	PURDUE* (B1G+)	6 P.M.
16	PURDUE* (B1G+)	1 P.M.
20	MOUNT ST. MARY'S (B1G+)	6 P.M.
22	at Minnesota* (B1G+)	7 p.m.
23	at Minnesota* (B1G+)	3 p.m.
24	at Minnesota* (B1G+)	11 a.m.
26	BUCKNELL (B1G+)	6 P.M.
27	at West Virginia	6:30 p.m.
29	OMAHA (B1G+)	6 P.M.
30	OMAHA (B1G+)	6 P.M.

MAY

1	OMAHA (B1G+)	1 P.M.
6	MICHIGAN STATE* (B1G+)	6 P.M.
7	MICHIGAN STATE* (B1G+)	1 P.M.
8	MICHIGAN STATE* (B1G+)	1 P.M.
10	at Georgetown (Bowie Baysox Stadium)	6 p.m.
13	at Ohio State* (B1G+)	6:05 p.m.
14	at Ohio State* (B1G+)	3:05 p.m.
15	at Ohio State* (BTN)	1:05 p.m.
17	at Pitt (PNC Park)	6 p.m.
19	ILLINOIS* (B1G+)	6 P.M.
20	ILLINOIS* (B1G+)	6 P.M.
21	ILLINOIS* (B1G+, Senior Day)	1 P.M.
25-29	Big Ten Tournament (Omaha, Neb.)	TBA

STRATEGIC COMMUNICATIONS

Primary Contact.....Paul Marboe
 Office Phone.....814-865-1757
 Cell Phone814-777-7604
 Emailprms5118@psu.edu

PENN STATE NITTANY LIONS

(12-18, 3-6 BIG TEN)



vs.

PURDUE BOILERMAKERS

(21-7, 3-4 BIG TEN)




GOPSUSPORTS.COM | @PENNSTATEBASE | MEDLAR FIELD AT LUBRANO PARK
 BIG+ | RADIO: ESPN Radio 103.7/1450 (Brian Tripp)
 ONLINE | Links to live video, live audio and live stats available at GoPSUSports.com

LEADING OFF

- Penn State hosts Purdue for a three-game Big Ten series, beginning on Thursday.
- Both teams enter the weekend with three Big Ten wins this season.
- The Nittany Lions have one win in each Big Ten series so far this year.
- Six of Penn State's nine conference games have been decided by three or less runs.
- On Tuesday, Penn State fell 8-4 against West Virginia.
- Cole Bartels and Josh Spiegel each hit a two-run homer.
- Carson Kohls, Ryan Partridge and Chase Renner combined to hold the Mountaineers scoreless over the final 5.1 innings.
- Over the last 10 games, Matt Wood is batting .452 (19-of-42) with two doubles and a homer, while Jay Harry is hitting .405 (17-of-42) with three doubles.
- Harry is riding a 13-game hit streak, while Wood has a hit in 12-straight games.
- Over the last five games, Josh Spiegel has seven hits, including five for extra bases (three doubles, two homers).
- The PSU pitching staff has 11+ strikeouts in six of the last nine games.

PROJECTED STARTERS



Jaden Henline
 RHP | So. | 6-2 | 195
 New Cumberland, Pa.
 10 Appearances/2 Starts
 0-1, 3.72 ERA, 35K/10BB



TBA



TBA

LINEUP (MOST STARTS BY POSITION)

No.	Name	Pos.	B/T	Ht./Wt.	Yr.	AVG	HR	RBI
14	Matt Wood	C	L/R	5-10/190	Jr.	.396	5	24
3	Cole Bartels	1B	R/R	6-3/195	Gr.	.256	2	9
2	Kyle Hannon	2B	L/R	5-10/194	So.	.288	0	6
1	Jay Harry	SS	L/R	6-0/195	So.	.322	3	14
7	C.J. Pittaro	3B	L/R	6-1/195	So.	.254	0	9
13	Tayven Kelley	LF	R/R	6-3/200	Jr.	.179	0	9
22	Johnny Piacentino	CF	R/R	5-11/185	Jr.	.281	2	11
35	Billy Gerlott	RF	R/R	6-1/195	So.	.206	0	12
41	Josh Spiegel	DH	R/R	6-3/206	R-Jr.	.282	4	16

No.	Name	Pos.	B/T	Yr.	Ht.	Wt.	Hometown/High School/Last School
1	Jay Harry	IF	L/R	So.	6-0	195	Metuchen, N.J./Metuchen
1	Kyle Hannon	IF/OF	L/R	So.	5-10	194	Harrisburg, Pa. / Red Land
3	Cole Bartels	OF/IF	R/R	Gr.	6-3	195	Belmont, Mass. / Belmont
4	Tyson Cooper	C/IF	S/R	R-So.	5-9	200	State College, Pa. / State College Area
5	Carson Ertter	OF	L/L	Jr.	5-10	175	Ebensburg, Pa. / Bishop Carroll Catholic
6	Joe Nastasi	RHP	R/R	So.	6-0	217	State College, Pa. / State College
7	C.J. Pittaro	IF	L/R	So.	6-1	195	Hamilton, N.J. / Steinert / Vanderbilt
8	Patrick DeMarco	RHP	R/R	Fr.	6-1	200	Los Angeles, Calif. / Marantha
9	Connor Throneberry	IF/RHP	R/R	Fr.	6-6	230	St. Louis, Mo. / Marquette Senior
10	Tanner Folds	LHP	R/L	Fr.	6-1	195	Calhoun, Ga. / Sonoraville
11	Chad Rogers	RHP	R/R	So.	6-5	220	Mentor, Ohio/Mentor
12	Kellan Tulio	LHP	L/L	Jr.	6-2	215	Emmaus, Pa. / Emmaus / Louisville
13	Tayven Kelley	OF	R/R	Jr.	6-3	200	Boiling Springs, Pa. / Boiling Springs
14	Matt Wood	C	L/R	Jr.	5-10	190	Gibsonia, Pa. / Pine Richland
15	Brenden Franks	IF/RHP	R/R	Jr.	6-3	205	State College, Pa. / State College
17	Seneca Gregory	RHP	R/R	Fr.	6-4	225	Stafford, Va. / Mountain View
18	Mason Mellott	RHP	R/R	Gr.	6-0	205	State College, Pa. / State College Area
19	Derek Cease	RHP/IF	R/R	Fr.	5-8	150	Plymouth, Pa. / Greater Nanticoke Area
20	Blaise Sclafani	RHP	R/R	Sr.	6-6	200	Souderton, Pa. / Souderton / UMass Lowell
21	Steven Miller	RHP	R/R	Sr.	6-1	190	Pittsburgh, Pa. / North Hills
22	Johnny Piacentino	OF	R/R	Jr.	5-11	185	Cherry Hill, N.J. / Bishop Eustace Prep
23	Jake Cooper	IF	R/R	Fr.	5-9	195	State College, Pa. / State College Area
24	Jaden Henline	RHP	L/R	So.	6-2	195	New Cumberland, Pa. / Red Land
25	Chase Renner	RHP	R/R	Fr.	6-4	190	Alburtis, Pa. / Brandywine Heights
27	Tommy Molsky	RHP	R/R	Fr.	6-1	160	Dillsburg, Pa. / Northern York County
28	Hutch Gagnon	LHP	L/L	Sr.	6-3	220	Downingtown, Pa. / Downingtown East
29	Carson Kohls	RHP	R/R	So.	6-0	195	Sacramento, Calif. / El Camino
30	Anthony Steele	1B/LHP/OF/L	L	Fr.	6-4	225	Shelton, Conn. / Shelton
31	Ryan Partridge	LHP	R/L	Jr.	6-3	215	Wexford, Pa. / North Allegheny
33	Travis Luensmann	RHP	R/R	So.	6-6	234	Altoona, Pa. / Bellewood-Antis / South Carolina
34	Richie Paltridge	LHP/1B/OF/L	L	So.	6-3	194	Montgomery, N.Y. / John S. Burke Catholic
35	Billy Gerlott	OF/IF	R/R	So.	6-1	195	Auburn, Pa. / Blue Mountain
36	Tyler Shingledecker	LHP	R/L	Sr.	6-3	185	Huntersville, N.C. / Hough
37	Jordan Morales	LHP	R/L	Jr.	5-9	175	Souderton, Pa. / Souderton / LaSalle
40	Ben Kailher	IF	R/R	Jr.	5-8	160	Rumford, R.I. / Providence Country Day
41	Josh Spiegel	C/1B	R/R	R-Jr.	6-3	206	Jennette, Pa. / Penn Trafford / Oklahoma State
44	Devin Fletcher	RHP	R/R	Fr.	6-8	215	Bethlehem, Pa. / Liberty
46	Noah Burke	OF	L/R	Fr.	6-0	192	Pittsburgh, Pa. / Canon McMillan
49	Ben DeMell	RHP/IF	L/R	Fr.	6-5	205	Concord, Ohio / Gilmour Academy

ALPHABETICAL ROSTER

- 3 Cole Bartels
- 46 Noah Burke
- 19 Derek Cease
- 23 Jake Cooper
- 4 Tyson Cooper
- 8 Patrick DeMarco
- 49 Ben DeMell
- 5 Carson Ertter
- 44 Devin Fletcher
- 10 Tanner Folds
- 15 Brenden Franks
- 28 Hutch Gagnon
- 35 Billy Gerlott
- 17 Seneca Gregory
- 2 Kyle Hannon
- 1 Jay Harry
- 24 Jaden Henline
- 40 Ben Kailher
- 29 Carson Kohls
- 33 Travis Luensmann
- 18 Mason Mellott
- 21 Steven Miller
- 27 Tommy Molsky
- 37 Jordan Morales
- 6 Joe Nastasi
- 34 Richie Paltridge
- 31 Ryan Partridge
- 22 Johnny Piacentino
- 7 C.J. Pittaro
- 25 Chase Renner
- 11 Chad Rogers
- 20 Blaise Sclafani
- 36 Tyler Shingledecker
- 41 Josh Spiegel
- 30 Anthony Steele
- 9 Connor Throneberry
- 12 Kellan Tulio
- 14 Matt Wood

PRONUNCIATION GUIDE

- 19 Derek **Cease** See-ce
- 40 Ben **Kailher** Kal-er
- 33 Travis **Luensmann** Lunns-min
- 18 Mason **Mellott** MEL-lot
- 22 Johnny **Piacentino** Pea-ess-en-tee-no
- 7 C.J. **Pittaro** Pi-TAR-o
- 41 Josh **Spiegel** Spee-gol
- 12 Kellan **Tulio** TOO-lee-oh

ROSTER BREAKDOWN BY STATE

- California - 2
- Connecticut - 1
- Georgia - 1
- Massachusetts - 1
- Missouri - 1
- New Jersey - 3
- New York - 1
- North Carolina - 1
- Ohio - 2
- Pennsylvania - 25
- Rhode Island - 1
- Virginia - 1

ROSTER BREAKDOWN BY ELIGIBILITY

- Freshmen - 12
- Sophomores - 11
- Juniors - 10
- Seniors/Graduates - 6

ROSTER BREAKDOWN BY POSITION

- Catchers - 3
- Infielders - 14
- Outfielders - 9
- Left-Handed Pitchers - 8
- Right-Handed Pitchers - 17

PENN STATE QUICK FACTS

GENERAL INFORMATION

Location University Park, Pa.
 Founded 1855
 Enrollment 47,559
 Colors Blue and White
 Conference Big Ten
 Nickname Nittany Lions
 President Eric J. Barron
 Director of Athletics Sandy Barbour

TEAM INFORMATION

2021 Record 18-24
 2021 Big Ten Record/Finish 18-24/9th
 Postseason None
 All-Time Record (Years) 2,091-1,540-21 (133)
 All-Time Big Ten Record (Years) 325-421 (30)
 NCAA Tournament Appearances 19
 NCAA Tournament Record 25-24
 NCAA Super Regional Appearances 1
 College World Series Appearances 5
 (1952, 1957, 1959, 1963, 1973)
 Best CWS Finish Second (1957)
 Last NCAA Tournament Appearance 2000

BASEBALL STAFF

Head Coach Rob Cooper
 PSU Record (Years) 159-234 (8)
 Career Record (Years) 445-464 (16)
 Assistant Coaches Josh Newman
(Pitching)
 Sean Moore (Hitting)
 Volunteer Asst. Coach Dallas Burke
(Hitting/Catchers)
 Dir. of Operations/Player Development...
 Jake Stone
 Athletic Trainer Rebecca Barta

STADIUM INFORMATION

Home Stadium ... Medlar Field at Lubrano Park
 First Season 2007
 Capacity 5,406
 Press Box Phone (814) 441-9145

MEDIA RELATIONS INFORMATION

Baseball Contact Paul Marboe
 Cell Phone (814) 777-7604
 Email prm5118@psu.edu
 Website GoPSUsports.com
 Twitter @PennStateBASE
 Instagram @PennStateBASE
 Facebook Page facebook.com/
 pennstatebaseball

Wood Off To Strong Start

- Through 29 games played, junior Matt Wood is batting .396 with seven doubles, two triples, five homers, 24 RBI and 24 runs.
- Wood leads the Nittany Lions in batting average, hits, runs, triples, homers, RBI, walks (14), slugging percentage (.642) and on-base percentage (.464).
- He sits third in the Big Ten in batting average and sixth in slugging percentage.
- Wood is one of two Big Ten players, and nine in Division I, with 10+ extra-base hits (14) and 10 or less strikeouts (10).
- The lefty batter has been impressive facing righty (.414) and lefty (.361) pitchers.
- Wood is batting .450 with runners in scoring position.
- Wood paces PSU with 15 multi-hit games and six multi-RBI games this season and is riding a current 12-game hit streak.
- The Gibsonia, Pa. native is batting .452 over the last 10 games with two doubles, a homer and six RBI, including a solo homer in game one vs. Northwestern (4/9).
- He batted .500 in the Maryland series (4/1-3) with six hits and two RBI. He had three hits in each game, including the game-tying RBI single in Penn State's win on Saturday.
- Earlier this season, on opening weekend, Wood went 3-for-4 with four RBI and four runs while crushing two homers and a double in game one against LIU.
- In D1baseball's preseason rankings, Wood was tabbed as the top catcher in the Big Ten.

Pennsylvania Influence In Starting Rotation

- In 29 of 30 games this season, Penn State's starting pitcher has been a Pennsylvania native.
- Sophomore Travis Luensmann (Altoona) has made six starts, and eight appearances, with 45 strikeouts in 34.2 innings. Luensmann struck out eight in six innings against Maine (2/25).
- Luensmann earned his first save as a Nittany Lion, going four innings and striking out six vs. Northwestern (4/9).
- Freshman Tommy Molsky has made eight starts, and 10 appearances, tallying 31 strikeouts. Molsky tied a career high with six strikeouts against UMass (3/12).
- Graduate student Mason Mellott has made four starts and 11 appearances.
- Mellott, graduating in August 2021 with a bachelor's degree in Kinesiology, ranks fourth all-time at Penn State with 13 saves and tied third with 78 appearances. Mellott is on the NCWBA Stopper of the Year Watch List.
- Junior Kellan Tulio has made seven starts and eight appearances. with 24 strikeouts and a .179 opponent batting average. He threw five innings, allowing no earned runs, and struck out a career-high seven at Northwestern (4/9).
- Jaden Henline made the start in game one at Maryland, going five innings, and the game-one start at Northwestern (4/9), striking out six.
- Henline has struck out 35 batters in 29 innings and sits third in the Big Ten with three saves. In 10 appearances (two starts), Henline has thrown two or more innings in seven outings.
- Senior Steven Miller made his first career start at Northwestern (4/9), throwing three shutout innings and striking out three. Miller has a 2.53 ERA in eight appearances.
- In the bullpen, senior Tyler Shingledecker has made 12 appearances with a team-high three wins. The lefty has held opponents without an earned run in eight of his 12 outings. He has 28 strikeouts and only four walks.
- Junior Pennsylvania native Jordan Morales leads PSU with 15 appearances.
- Carson Kohls has been another effective member out of the bullpen with a 3.94 ERA in nine appearances, including two-straight scoreless outings where he went three or more innings.
- Penn State is challenged with replacing a 2021 rotation that featured three MLB draft selections in Conor Larkin (9th round, Toronto Blue Jays), Kyle Virbitsky (17th round, Oakland A's) and Bailey Dees (18th round, New York Yankees).
- The Nittany Lions were one of only four Division I schools to have all three members of their starting rotation selected. Penn State has eight pitchers who have been drafted since 2016.

Nittany Lions Finding Power

- Over the last 10 games, Penn State has tallied 22 extra-base hits, including 13 doubles, 20 triples and seven homers.
- Josh Spiegel has a team-best five extra-base hits in that span with three doubles and two homers.
- Johnny Piacentino has two triples and two homers, while Cole Bartels has homered twice and added a double.
- Matt Wood has two doubles and a homer in that span, while Jay Harry has three doubles.
- Harry is riding a current 13-game hit streak, while Wood has a hit in 12-straight games.
- On the season, Wood leads PSU with 14 extra-base hits, pacing PSU with two triples (tied with Piacentino) and five homers to go with seven doubles.
- Josh Spiegel leads PSU with eight doubles and has four homers, while Harry and Spiegel have three homers this season and Piacentino has two.

B1G Road Win

- Penn State earned a 6-4 win in 10 innings over Maryland on Saturday (4/2).
- The Terrapins were ranked No. 23 in the USA Today Coaches Poll and 25th in the Baseball America Poll.
- Penn State earned its first win in a true road game against a ranked opponent since a 15-5 win over No. 16 Michigan (5/13/07).
- The Nittany Lions recorded their first win against a ranked opponent away from home since March 2, 2019 against No. 21 Duke (8-7).
- Johnny Piacentino launched his first homer of the year, a two-run shot, in the sixth, while Matt Wood tied the game, 3-3, with an RBI single in the eighth.
- Penn State broke the tie in the 10th with a two-run double by Tayven Kelley and an RBI double by Jay Harry.

THE OPPOSITION

Scouting Purdue

- Purdue is coached by Greg Goff, in his third season as head coach and fifth year at Purdue.
- Under Goff, the Boilermakers are 44-40.
- Prior to his time at Purdue, Goff coached seven years at Campbell.
- The Boilermakers like to create chaos on the basepaths, ranking fourth in the country in steals per game (2.5) and seventh in total steals (70).
- Evan Albrecht leads the Big Ten with a .417 batting average, while Mike Bolton Jr. paces the conference in steals (17) and triples (4).
- On the mound, Jackson Smeltz is second in the Big Ten with 64 strikeouts and sixth with a 2.66 ERA. He is 5-0 in eight starts.

Against The Boilermakers

- The Nittany Lions trail the all-time series, 52-33, against Purdue.
- Penn State went 1-2 against the Boilermakers in 2021.
- In PSU's 11-0 win on April 10, 2021, Matt Wood went 3-for-5 with a solo homer and a two-run single. On the mound, Kyle Virbitsky threw 8.1 shutout innings, allowing just five hits.
- In the first game of the series, Johnny Piacentino hit a two-run homer and in game two, Parker Hendershot launched two homers.

BY THE NUMBERS

	Penn State	Purdue
Batting Average	.262	.282
Slugging Percentage	.368	.442
On-Base Percentage	.334	.401
Runs Scored	130	229
Hits	265	272
Doubles	41	62
Triples	8	6
Home Runs	17	27
Stolen Bases-Attempts	16-28	70-81
ERA	5.55	4.84
Strikeouts	296	282
Opponent Batting Average	.266	.268
Fielding Percentage	.960	.976
Errors	45	26

INSIDE THE SERIES

Overall:	Purdue Leads, 52-33	
Last Meeting:	L, 4-7; May 27, 2021	
Current Streak:	L, 2	
At Home:	18-20	
At Purdue:	14-28	
Neutral Site:	1-4	
Last Five Meetings:		
5/27/21	A	L, 4-7
4/11/21	N	L, 5-8
4/10/21	N	W, 11-0
3/31/19	A	L, 1-2 (10)
3/29/19	A	L, 0-1

STARTING LINEUPS

OPPONENT	C	1B	2B	3B	SS	LF	CF	RF	DH	SP
vs. Monmouth (2/18)	Wood	Spiegel	Hannon	Pittaro	Harry	Bartels	Piacentino	Kelley	Gerlott	Luensmann
vs. LIU (2/19, 1)	Wood	Spiegel	Hannon	Pittaro	Harry	Bartels	Gerlott	Kelley	Piacentino	Tulio
vs. LIU (2/19, 2)	Spiegel	Bartels	Hannon	Pittaro	Harry	Gerlott	Piacentino	Kelley	Wood	Mellott
vs. Northeastern (2/20)	Wood	Spiegel	Hannon	Pittaro	Harry	Bartels	Gerlott	Kelley	Steele	Molsky
vs. Maine (2/25)	Wood	Spiegel	Hannon	Pittaro	Harry	Bartels	Gerlott	Kelley	Steele	Luensmann
vs. Maine (2/26, 1)	Wood	Spiegel	Hannon	J. Cooper	Harry	Bartels	Gerlott	Kelley	Steele	Tulio
vs. Maine (2/26, 2)	Spiegel	Steele	Hannon	J. Cooper	Harry	Bartels	Gerlott	Kelley	Wood	Molsky
at Virginia (3/4)	Wood	Spiegel	Hannon	J. Cooper	Harry	Bartels	Gerlott	Kelley	Steele	Luensmann
at Virginia (3/5)	Wood	Spiegel	Hannon	J. Cooper	Harry	Bartels	Gerlott	Kelley	Steele	Tulio
at Virginia (3/6)	Wood	Spiegel	Cease	Hannon	Harry	Bartels	Gerlott	Kelley	Steele	Molsky
at VMI (3/8)	Spiegel	Steele	Cease	Hannon	Harry	Bartels	Gerlott	Kelley	Wood	Mellott
vs. UMass (3/11)	Wood	Spiegel	Hannon	Pittaro	Harry	Bartels	Piacentino	Gerlott	Steele	Luensmann
vs. UMass (3/12)	Wood	Steele	Hannon	Pittaro	Harry	Bartels	Gerlott	Kelley	Spiegel	Molsky
vs. UMass (3/13)	Wood	Spiegel	Kailher	Hannon	Harry	Bartels	Gerlott	Kelley	T. Cooper	Mellott
Milwaukee (3/18)	Wood	Bartels	Kailher	Hannon	Harry	Kelley	Piacentino	Gerlott	Spiegel	Luensmann
Milwaukee (3/19)	Wood	Bartels	Kailher	Hannon	Harry	Kelley	Piacentino	Gerlott	Spiegel	Molsky
Milwaukee (3/20)	Wood	Spiegel	Kailher	Hannon	Harry	Bartels	Gerlott	Kelley	Steele	Mellott
Youngstown State (3/22)	Spiegel	Bartels	T. Cooper	Kailher	Harry	Kelley	Piacentino	Gerlott	Steele	Tulio
Rutgers (3/25, 1)	Wood	Bartels	Cease	Kailher	Harry	Kelley	Piacentino	Gerlott	Spiegel	Luensmann
Rutgers (3/25, 2)	Spiegel	Bartels	Kailher	Pittaro	Harry	Kelley	Piacentino	Gerlott	Wood	Molsky
Rutgers (3/26)	Wood	Bartels	Kailher	Pittaro	Harry	Kelley	Piacentino	Gerlott	Spiegel	Renner
St. Bonaventure (3/30)	T. Cooper	Bartels	Kailher	Pittaro	Harry	Kelley	Piacentino	Gerlott	Wood	Tulio
at Maryland (4/1)	Wood	Spiegel	Cease	Kailher	Harry	Bartels	Piacentino	Gerlott	Pittaro	Henline
at Maryland (4/2)	Wood	Spiegel	T. Cooper	Kailher	Harry	Bartels	Piacentino	Gerlott	Steele	Tulio
at Maryland (4/3)	Wood	Bartels	Kailher	Pittaro	Harry	Kelley	Piacentino	Gerlott	Steele	Molsky
Bucknell (4/6)	T. Cooper	Spiegel	Cease	Pittaro	Harry	Bartels	Kelley	Gerlott	Wood	Steele
at Northwestern (4/9, 1)	Wood	Bartels	Cease	Pittaro	Harry	Kelley	Piacentino	Gerlott	Spiegel	Henline
at Northwestern (4/9, 2)	Wood	Spiegel	T. Cooper	Pittaro	Harry	Bartels	Piacentino	Gerlott	Steele	Tulio
at Northwestern (4/10)	Wood	Spiegel	T. Cooper	Pittaro	Harry	Bartels	Piacentino	Gerlott	Steele	Miller
West Virginia (4/12)	Spiegel	Steele	Cease	Pittaro	Harry	Bartels	Kelley	Gerlott	Wood	Molsky

BATTING ORDER

OPPONENT	1	2	3	4	5	6	7	8	9
vs. Monmouth (2/18)	Bartels	Wood	Piacentino	Spiegel	Harry	Kelley	Hannon	Gerlott	Pittaro
vs. LIU (2/19, 1)	Bartels	Wood	Piacentino	Spiegel	Harry	Kelley	Hanon	Gerlott	Pittaro
vs. LIU (2/19, 2)	Bartels	Wood	Piacentino	Spiegel	Harry	Kelley	Hannon	Gerlott	Pittaro
vs. Northeastern (2/20)	Bartels	Wood	Spiegel	Harry	Kelley	Hannon	Gerlott	Steele	Pittaro
vs. Maine (2/25)	Harry	Bartels	Wood	Spiegel	Hannon	Kelley	Steele	Gerlott	Pittaro
vs. Maine (2/26, 1)	Harry	Wood	Bartels	Spiegel	Steele	Gerlott	Kelley	Hannon	J. Cooper
vs. Maine (2/26, 2)	Harry	Bartels	Wood	Spiegel	Hannon	Kelley	Steele	Gerlott	J. Cooper
at Virginia (3/4)	Harry	Bartels	Wood	Spiegel	Hannon	Gerlott	Kelley	Steele	J. Cooper
at Virginia (3/5)	Harry	Bartels	Wood	Spiegel	Hannon	Gerlott	Kelley	Steele	J. Cooper
at Virginia (3/6)	Harry	Bartels	Wood	Gerlott	Hannon	Kelley	Steele	Spiegel	Cease
at VMI (3/8)	Harry	Bartels	Wood	Gerlott	Hannon	Kelley	Steele	Spiegel	Cease
vs. UMass (3/11)	Hannon	Bartels	Wood	Gerlott	Harry	Piacentino	Steele	Spiegel	Pittaro
vs. UMass (3/12)	Hannon	Bartels	Wood	Gerlott	Harry	Spiegel	Steele	Kelley	Pittaro
vs. UMass (3/13)	Bartels	Wood	Gerlott	Spiegel	Hannon	Harry	Kelley	T. Cooper	Kailher
Milwaukee (3/18)	Harry	Wood	Piacentino	Spiegel	Hannon	Bartels	Gerlott	Kelley	Kailher
Milwaukee (3/19)	Harry	Wood	Piacentino	Bartels	Gerlott	Hannon	Spiegel	Kelley	Kailher
Milwaukee (3/20)	Bartels	Harry	Wood	Steele	Gerlott	Hannon	Spiegel	Kelley	Kailher
Youngstown State (3/22)	Bartels	Piacentino	Spiegel	Steele	Gerlott	Harry	Kelley	T. Cooper	Kailher
Rutgers (3/25, 1)	Gerlott	Piacentino	Wood	Spiegel	Bartels	Harry	Kelley	Kailher	Cease
Rutgers (3/25, 2)	Gerlott	Piacentino	Wood	Spiegel	Bartels	Harry	Kelley	Kailher	Pittaro
Rutgers (3/26)	Gerlott	Piacentino	Wood	Spiegel	Bartels	Harry	Kelley	Kailher	Pittaro
St. Bonaventure (3/30)	Gerlott	Piacentino	Wood	Bartels	Harry	Kelley	Kailher	Pittaro	T. Cooper
at Maryland (4/1)	Gerlott	Piacentino	Wood	Harry	Spiegel	Bartels	Pittaro	Kailher	Cease
at Maryland (4/2)	Bartels	Piacentino	Wood	Spiegel	Harry	Gerlott	Kailher	Steele	T. Cooper
at Maryland (4/3)	Kailher	Piacentino	Wood	Harry	Bartels	Steele	Gerlott	Kelley	Pittaro
Bucknell (4/6)	Bartels	Wood	Harry	Spiegel	Gerlott	Pittaro	Kelley	T. Cooper	Cease
at Northwestern (4/9, 1)	Bartels	Wood	Spiegel	Piacentino	Harry	Gerlott	Pittaro	Kelley	Cease
at Northwestern (4/9, 2)	Bartels	Wood	Piacentino	Spiegel	Harry	Pittaro	Gerlott	Steele	T. Cooper
at Northwestern (4/10)	Harry	Piacentino	Wood	Bartels	Steele	Spiegel	Pittaro	Gerlott	T. Cooper
West Virginia (4/12)	Harry	Wood	Bartels	Spiegel	Pittaro	Steele	Gerlott	Kelley	Cease

NATIONAL POLLS

AWARDS/HONORS

D1Baseball (4/11)

Rank	Team	Record	Prev.
1.	Tennessee	31-1	1
2.	Miami	26-6	8
3.	Oregon State	24-7	5
4.	Texas Tech	27-8	4
5.	Oklahoma State	23-9	6
6.	Arkansas	23-7	2
7.	Texas	24-10	7
8.	Virginia	26-6	3
9.	Louisville	23-8	12
10.	Notre Dame	20-5	13
11.	Southern Miss	23-8	18
12.	UCLA	22-9	15
13.	Georgia	24-8	14
14.	Gonzaga	21-8	17
15.	LSU	23-9	19
16.	Dallas Baptist	21-10	24
17.	Auburn	22-10	NR
18.	UConn	24-7	25
19.	Texas State	24-9	10
20.	Arizona	22-10	11
21.	Virginia Tech	20-8	NR
22.	Stanford	17-10	NR
23.	Florida	21-11	NR
24.	Alabama	21-12	NR
25.	Ole Miss	19-12	9

Kyle Hannon

Big Ten Player of the Week (3/9)

Travis Luensmann

Big Ten Player To Watch

Mason Mellott

NCBWA Stopper Of The Year Watch List

Johnny Piacentino

Big Ten Player To Watch

Matt Wood

Buster Posey Award Watch List
Big Ten Player of the Week (3/2)
Big Ten Player To Watch

Baseball America (4/11)

Rank	Team	Record	Prev.
1.	Tennessee	31-1	1
2.	Miami	26-6	9
3.	Oklahoma State	23-9	4
4.	Texas Tech	27-8	5
5.	Oregon State	24-7	6
6.	Virginia	26-6	2
7.	Arkansas	23-7	3
8.	Texas	24-10	10
9.	Louisville	23-8	11
10.	Notre Dame	20-5	12
11.	Stanford	17-10	14
12.	Georgia	24-8	17
13.	UCLA	22-9	18
14.	Southern Miss	23-8	22
15.	Gonzaga	21-8	17
16.	Arizona	22-10	10
17.	Auburn	22-10	25
18.	Texas State	24-9	16
19.	Florida State	18-13	13
20.	Dallas Baptist	21-10	21
21.	Oregon	21-11	23
22.	Maryland	25-7	24
23.	Wake Forest	25-7	NR
24.	LSU	23-9	NR
25.	Wofford	24-9	NR

NCBWA (4/11)

Rank	Team	Record	Prev.
1.	Tennessee	31-1	1
2.	Oregon State	24-7	5
3.	Miami	26-6	12
4.	Arkansas	23-7	2
5.	Texas Tech	27-8	4
6.	Texas	24-10	8
7.	Oklahoma State	23-9	7
8.	Virginia	26-6	3
9.	Notre Dame	20-5	13
10.	Georgia	24-8	11
11.	Louisville	23-8	15
12.	LSU	23-9	16
13.	UCLA	22-9	19
14.	Arizona	22-10	9
15.	Southern Miss	23-8	26
16.	Gonzaga	21-8	17
17.	Vanderbilt	22-9	10
18.	Stanford	17-10	22
19.	Dallas Baptist	21-10	27
20.	Florida	21-11	23
21.	UConn	24-7	25
22.	Maryland	25-7	24
23.	Auburn	22-10	NR
24.	Texas State	24-9	14
25.	Ole Miss	19-12	6
26.	TCU	21-11	18
27.	Wake Forest	25-7	NR
28.	Virginia Tech	20-8	NR
29.	Florida State	18-13	20
30.	Alabama	21-12	NR

PAGE 8 | PENN STATE VS. PURDUE
MULTI-HIT/RBI GAMES/STREAKS

Multiple Hit Games	2	3	4	5+	Total
14 Wood, Matt	11	4	-	-	15
1 Harry, Jay	10	2	-	-	12
41 Spiegel, Josh	11	-	-	-	11
3 Bartels, Cole	5	1	-	-	6
35 Gerlott, Billy	5	-	-	-	5
2 Hannon, Kyle	3	1	-	-	4
22 Piacentino, Johnny	2	2	-	-	4
13 Kelley, Tayven	3	-	-	-	3
30 Steele, Anthony	2	1	-	-	3
7 Pittaro, C.J.	3	-	-	-	3
19 Cease, Derek	1	-	-	-	1
4 Cooper, Tyson	1	-	-	-	1
40 Kailher, Ben	1	-	-	-	1
TEAM	58	11	0	0	69

Hitting Streaks	Longest	Current
3 Bartels, Cole	16	1
1 Harry, Jay	13	13
14 Wood, Matt	12	12
35 Gerlott, Billy	7	-
7 Pittaro, C.J.	7	-
41 Spiegel, Josh	7	2
2 Hannon, Kyle	6	-
30 Steele, Anthony	5	5
22 Piacentino, Johnny	4	3
40 Kailher, Ben	3	-
19 Cease, Derek	3	3
13 Kelley, Tayven	3	1
4 Cooper, Tyson	2	-
9 Throneberry, Conno	1	1

Multiple RBI Games	2	3	4	5+	Total
14 Wood, Matt	4	1	1	-	6
7 Pittaro, C.J.	1	2	-	-	3
41 Spiegel, Josh	2	1	-	-	3
13 Kelley, Tayven	3	-	-	-	3
22 Piacentino, Johnny	3	-	-	-	3
1 Harry, Jay	2	1	-	-	3
2 Hannon, Kyle	2	-	-	-	2
35 Gerlott, Billy	2	-	-	-	2
3 Bartels, Cole	2	-	-	-	2
30 Steele, Anthony	-	1	-	-	1
TEAM	21	6	1	0	28

Reached Base Streaks	Longest	Current
35 Gerlott, Billy	18	1
3 Bartels, Cole	17	2
1 Harry, Jay	13	13
14 Wood, Matt	12	12
41 Spiegel, Josh	11	2
22 Piacentino, Johnny	7	3
30 Steele, Anthony	7	5
7 Pittaro, C.J.	7	-
2 Hannon, Kyle	7	-
40 Kailher, Ben	6	-
4 Cooper, Tyson	5	-
19 Cease, Derek	4	4
13 Kelley, Tayven	3	1
46 Burke, Noah	1	1
9 Throneberry, Conno	1	1
15 Franks, Brendan	1	-

BIG TEN STANDINGS
(Through 4/12)

	Big Ten		Overall	
	W-L	Pct.	W-L	Pct.
Rutgers	8-1	.889	27-6	.818
Illinois	7-2	.778	16-14	.533
Maryland	4-2	.667	26-7	.788
Northwestern	4-2	.667	15-13	.536
Iowa	3-3	.500	17-12	.586
Michigan	3-3	.500	17-15	.531
Nebraska	4-5	.444	12-18	.400
Purdue	3-4	.429	21-7	.750
Penn State	3-6	.333	12-18	.400
Michigan State	2-4	.333	13-16	.448
Indiana	2-4	.333	13-18	.419
Ohio State	2-4	.333	11-17	.393
Minnesota	1-5	.167	10-20	.333



This Week Around the BIG

April 14-17

Illinois:
vs. Northwestern*

Indiana:
at Rutgers*

Iowa:
vs. Minnesota*

Maryland:
vs. Ohio State*

Michigan:
at Michigan State*

Michigan State:
vs. Michigan*

Minnesota:
at Iowa*

Nebraska:
vs. BYU

Northwestern:
at Illinois*

Ohio State:
at Maryland*

Penn State:
vs. Purdue*

Purdue:
at Penn State*

Rutgers:
vs. Indiana*

NITTANY LIONS IN PROS

Level	Years at PSU	2022 Team	Organization
TRIPLE-A			
Jim Haley, 3B	2014-16	Durham	Tampa Bay Rays
Eric Mock, P	2016-19	Columbus	Cleveland Guardians
DOUBLE-A			
Dante Biasi, P	2017-18	NW Arkansas	Kansas City Royals
Justin Hagenman, P	2016-18	Tulsa	Los Angeles Dodgers
HIGH-A			
SINGLE-A			
Conor Larkin, P	2018-21	Dunedin	Toronto Blue Jays
Kyle Virbitsky, P	2018-21	Stockton	Oakland A's
Unassigned			
Bailey Dees, P	2018-21	N/A	New York Yankees
Justin Williams, 3B	2019-21	N/A	Houston Astros

*As of 4/8/22

THE LAST TIME...

A Penn State Team

Won 10 or more consecutive games.....April 14-30, 2000
 Scored 10 or more runs in a game.....10, vs. UMass; March 11, 2022
 Scored 20 or more runs in a game27, Michigan State; May 1, 2021
 Had a 10+ run inning..... 10 (1st), Michigan State; May 1, 2021
 Did not strikeout.....vs. Niagara; March 18, 2016
 Turned a triple play.....8th inning, Michigan State; May 16, 2014
 Shut out an opponent.....vs. UMass (1-0); March 13, 2022
 Shut out consecutive opponents.....vs. Monmouth (1-0); February 15, 2019/vs. Monmouth (7-0), February 16, 2019
 Was shut out at home.....Milwaukee (12-0); March 20, 2022
 Was shut out on the road at Illinois (9-0); May 21, 2021
 Was shut out in consecutive games..... at Delaware (5-0); March 18, 2017/Delaware (8-0); March 19, 2017
 Swept a three-game series at homeMichigan State; April 30-May 2, 2021
 Swept a three-game series on the road.....at Northwestern; April 15-17, 2016
 Swept a three-game conference series at home.....Michigan State; April 30-May 2, 2021
 Swept a three-game conference series on the road.....at Northwestern; April 15-17, 2016
 Beat a ranked opponent.....at #23 Maryland (6-4, 10 inn); April 2, 2022
 Beat a ranked opponent on the road.....at #23 Maryland (6-4, 10 inn); April 2, 2022
 Beat a Top-5 ranked opponent.....at #1 North Carolina (3-2); March 3, 2007
 Won a series against a ranked opponent.....at #16 Michigan (four games); April 12-13, 2007
 Won a series against a ranked opponent on the road.....at #16 Michigan (four games); April 12-13, 2007
 Played an extra-inning game.....at Northwestern (L, 2-5, 10); April 10, 2022
 Played a 12+ inning gameIowa (W, 5-4, 12); May 20, 2016
 Played a 15+ inning game Illinois (L, 4-2, 15); April 25, 2015

A Penn State Player

Hit two home runs in a game.....Jay Harry (2), vs. Rutgers; March 25, 2022
 Hit three home runs in a game.....Johnny Piacentino (3), vs. Northwestern; March 7, 2021
 Led off game with a home run.....Gavin Homer, at Rutgers; April 4, 2021
 Hit a grand slam.....Justin Williams, Rutgers, May 17, 2021
 Hit back-to-back homers.....Gavin Homer/Jordan Bowersox (7th), UCF; March 10, 2019
 Hit a walk-off home run.....Curtis Robison, Wagner; February 23, 2020
 Hit a pinch-hit home run.....Shea Sbranti, at Illinois; April 21, 2019
 Hit an inside-the-park home run.....Kris Kremer, Pittsburgh; April 10, 2019
 Had five or more RBI in a game.....Curtis Robison (5), at Illinois; May 23, 2021
 Had seven or more RBI in a game.....Aaron Novak (8), at Charleston Southern; March 8, 2015
 Had four hits in a game.....Johnny Piacentino (5), Michigan State; May 1, 2021
 Had five hits in a game.....Johnny Piacentino (5), Michigan State; May 1, 2021
 Had two hits in an inning.....Johnny Piacentino, Michigan State (1st); May 1, 2021
 Stole three or more bases.....Greg Guers, Bucknell; April 19, 2016
 Had a 10-game hit streak.....Jay Harry (13); March 22-April 12, 2022*
 Had a 20-game hit streak.....Mike DeRenzo (23); 2002

Had 10 or more strikeouts.....Kyle Virbitsky (12), vs. Minnesota; May 29, 2021
 Pitched a complete game.....Dante Biasi (7IP), Xavier; May 11, 2018
 Pitched a nine-inning complete game.....Greg Welsh, Michigan State; May 17, 2013
 Pitched a combined nine-inning shutout....Mason Mellott/Tyler Shingledecker/Jaden Henline, vs. UMass; March 13, 2022
 Pitched an individual nine-inning shutout.....Greg Welsh, Michigan State; May 17, 2013
 Pitched a no-hitter.....Steven Hill, at Iowa; April 21, 2012

HITTING CAREER HIGHS



#3 COLE BARTELS

Career Bests

Hits	3	at Maryland	4/2/22
Runs	2	7x, last vs. West Virginia	4/10/22
Doubles	1	9x, last at Maryland	4/2/22
Triples	1	vs. Rutgers	5/17/21
Home Runs	1	3x, last vs. West Virginia	4/10/22
RBI	3	at Illinois	5/23/21
Walks	2	4x, last vs. Bucknell	4/6/22
Stolen Bases	2	vs. Michigan State	5/2/21



#46 NOAH BURKE

Career Bests

Hits	n/a		
Runs	n/a		
Doubles	n/a		
Triples	n/a		
Home Runs	n/a		
RBI	n/a		
Walks	1	vs. Rutgers	3/26/22
Stolen Bases	n/a		



#19 DEREK CEASE

Career Bests

Hits	2	vs. Bucknell	4/6/22
Runs	2	vs. Bucknell	4/6/22
Doubles	1	at VMI	3/8/22
Triples	n/a		
Home Runs	n/a		
RBI	n/a		
Walks	1	3x, last at Northwestern	4/10/22
Stolen Bases	1	vs. Bucknell	4/6/22



#23 JAKE COOPER

Career Bests


Hits	n/a		
Runs	n/a		
Doubles	n/a		
Triples	n/a		
Home Runs	n/a		
RBI	n/a		
Walks	n/a		
Stolen Bases	n/a		



#4 TYSON COOPER

Career Bests

Hits	2	vs. Bucknell	4/6/22
Runs	1	2x, last vs. Michigan State	5/2/21
Doubles	1	vs. Michigan State	5/2/21
Triples	n/a		
Home Runs	n/a		
RBI	1	2x, last vs. Michigan State	5/2/21
Walks	3	vs. Michigan	3/27/21
Stolen Bases	1	at Rutgers	4/4/21



#5 CARSON ERTTER

Career Bests

Hits	n/a		
Runs	n/a		
Doubles	n/a		
Triples	n/a		
Home Runs	n/a		
RBI	1	vs. Michigan State	5/1/21
Walks	1	vs. Michigan State	5/1/21
Stolen Bases	n/a		

HITTING CAREER HIGHS



#15 BRENDEN FRANKS

Career Bests			
Hits	1	2x, last vs. Princeton	2/29/20
Runs	1	2x, last vs. Michigan State	5/1/21
Doubles	n/a		
Triples	n/a		
Home Runs	n/a		
RBI	n/a		
Walks	1	vs. LIU	2/19/22
Stolen Bases	n/a		



#35 BILLY GERLOTT

Career Bests			
Hits	2	5x, last vs. Youngstown State	3/22/22
Runs	2	vs. Rutgers	3/25/22
Doubles	1	6x, last vs. Rutgers	3/25/22
Triples	1	vs. Rutgers	3/25/22
Home Runs	n/a		
RBI	2	2x, last at Northwestern	4/9/22
Walks	2	vs. UMass	3/11/22
Stolen Bases	1	2x, last at Northwestern	4/9/22



#2 KYLE HANNON

Career Bests			
Hits	3	at Virginia	3/5/22
Runs	2	vs. Northwestern	3/7/21
Doubles	1	6x, last at Virginia	3/6/22
Triples	1	2x, last vs. Milwaukee	3/19/22
Home Runs	n/a		
RBI	2	2x, last vs. LIU	2/19/22
Walks	2	vs. Northeastern	2/20/22
Stolen Bases	1	2x, last at Virginia	3/6/22



#1 JAY HARRY

Career Bests			
Hits	3	3x, last at Northwestern	4/9/22
Runs	3	vs. Michigan state	5/1/21
Doubles	2	vs. Northwestern	3/7/21
Triples	n/a		
Home Runs	2	vs. Rutgers	3/25/22
RBI	6	vs. Michigan State	5/1/21
Walks	1	18x, last vs. St. Bonaventure	3/30/22
Stolen Bases	1	3x, last vs. Milwaukee	3/18/22



#40 BEN KAILHER

Career Bests			
Hits	2	2x, last at Maryland	4/2/22
Runs	1	11x, last at Maryland	4/1/22
Doubles	1	vs. Princeton	2/28/20
Triples	1	vs. Fairleigh Dickinson	3/8/20
Home Runs	n/a		
RBI	2	vs. Princeton	2/28/20
Walks	2	2x, last at Maryland	4/1/22
Stolen Bases	1	4x, last at Maryland	4/1/22



#13 TAYVEN KELLEY

Career Bests			
Hits	2	8x, last vs. Milwaukee	3/18/22
Runs	1	9x, last at Maryland	4/2/22
Doubles	1	11x, last at Maryland	4/2/22
Triples	1	2x, last at Ohio State	4/23/21
Home Runs	1	at Ohio State	4/25/21
RBI	2	6x, last at Maryland	4/2/22
Walks	2	vs. Michigan State	4/30/21
Stolen Bases	1	at Maryland	4/3/22

HITTING CAREER HIGHS



#34 RICHIE PALTRIDGE

Career Bests

Hits	n/a
Runs	n/a
Doubles	n/a
Triples	n/a
Home Runs	n/a
RBI	n/a
Walks	n/a
Stolen Bases	n/a



#22 JOHNNY PIACENTINO

Career Bests

Hits	5	vs. Michigan State	5/1/21
Runs	4	2x, last vs. Michigan State	5/1/21
Doubles	3	vs. Michigan State	5/1/21
Triples	1	2x, last at Maryland	4/1/22
Home Runs	3	vs. Northwestern	3/7/21
RBI	5	2x, last vs. Michigan State	5/1/21
Walks	2	6x, last vs. Rutgers	3/25/22
Stolen Bases	2	vs. Princeton	2/29/20



#7 C.J. PITTARO

Career Bests*

Hits	2	3x, last at Northwestern	4/9/22
Runs	2	2x, last vs. Rutgers	3/25/22
Doubles	1	3x, last at Northwestern	4/9/22
Triples	n/a		
Home Runs	n/a		
RBI	3	2x, last vs. Rutgers	3/26/22
Walks	2	vs. Maine	2/25/22
Stolen Bases	1	vs. Bucknell	4/6/22

*At Vanderbilt (2021)



#41 JOSH SPIEGEL

Career Bests

Hits	3	vs. Maryland	3/21/21
Runs	2	8x, last at Northwestern	4/9/22
Doubles	2	2x, last vs. Bucknell	4/6/22
Triples	1	2x, last vs. Rutgers	3/25/22
Home Runs	2	vs. Northwestern	3/5/21
RBI	3	2x, last vs. Maine	2/26/22
Walks	3	vs. Minnesota	5/29/21
Stolen Bases	1	at Illinois	5/23/21



#30 ANTHONY STEELE

Career Bests

Hits	3	vs. Maine	2/25/22
Runs	1	4x, last vs. UMass	3/11/22
Doubles	1	vs. West Virginia	4/10/22
Triples	1	vs. Maine	2/26/22
Home Runs	1	at VMI	3/8/22
RBI	2	vs. Maine	2/26/22
Walks	1	3x, last at Northwestern	4/10/22
Stolen Bases	1	vs. Maine	2/25/22




#9 CONNOR THRONEBERRY

Career Bests

Hits	1	vs. UMass	3/12/22
Runs	1	vs. UMass	3/12/22
Doubles	n/a		
Triples	n/a		
Home Runs	n/a		
RBI	n/a		
Walks	n/a		
Stolen Bases	n/a		

HITTING CAREER HIGHS/PITCHING CAREER BESTS



#14 MATT WOOD

Career Bests		
Hits	3	9x, last vs. Bucknell 4/6/22
Runs	4	vs. LIU 2/19/22
Doubles	2	vs. Nebraska 4/16/21
Triples	1	3x, last vs. Rutgers 3/25/22
Home Runs	3	vs. LIU 2/19/22
RBI	4	vs. LIU 2/19/22
Walks	3	vs. LIU 2/19/22
Stolen Bases	1	4x, last at Maryland 4/1/22



#19 DEREK CEASE

Career Bests		
IP	1.0	vs. Monmouth 2/18/22
Longest Start	n/a	
Longest Relief	1.0	vs. Monmouth 2/18/22
Hits	1	vs. Monmouth 2/18/22
Runs	1	vs. Monmouth 2/18/22
Earned Runs	0	vs. Monmouth 2/18/22
Walks	3	vs. Monmouth 2/18/22
Strikeouts	1	vs. Monmouth 2/18/22



#8 PATRICK DEMARCO

Career Bests		
IP	0.1	at VMI 3/8/22
Longest Start	n/a	
Longest Relief	0.1	at VMI 3/8/22
Hits	2	at VMI 3/8/22
Runs	3	at VMI 3/8/22
Earned Runs	3	at VMI 3/8/22
Walks	2	at VMI 3/8/22
Strikeouts	n/a	



#49 BEN DEMELL

Career Bests		
IP	1.2	vs. LIU 2/19/22
Longest Start	n/a	
Longest Relief	1.2	vs. LIU 2/19/22
Hits	1	vs. LIU 2/19/22
Runs	0	vs. LIU 2/19/22
Earned Runs	0	vs. LIU 2/19/22
Walks	3	vs. LIU 2/19/22
Strikeouts	2	vs. LIU 2/19/22



#44 DEVIN FLETCHER

Career Bests		
IP	n/a	
Longest Start	n/a	
Longest Relief	n/a	
Hits	n/a	
Runs	n/a	
Earned Runs	n/a	
Walks	n/a	
Strikeouts	n/a	



#10 TANNER FOLDS

Career Bests		
IP	1.0	2x, last at Virginia 3/4/22
Longest Start	n/a	
Longest Relief	1.0	2x, last at Virginia 3/4/22
Hits	0	4x, last vs. UMass 3/11/22
Runs	0	3x, last at Virginia 3/6/22
Earned Runs	0	3x, last at Virginia 3/6/22
Walks	0	2x, last at Virginia 3/6/22
Strikeouts	1	vs. LIU 2/19/22

PITCHING CAREER BESTS



#28 HUTCH GAGNON

Career Bests

IP	5.0	vs. Princeton	2/29/20
Longest Start	5.0	vs. Princeton	2/29/20
Longest Relief	3.0	2x, last vs. Wagner	2/23/20
Hits	0	8x, last at Purdue	5/27/21
Runs	0	17x, last at Iowa	5/7/21
Earned Runs	0	18x, last vs. Rutgers	5/16/21
Walks	0	16x, last at Illinois	5/22/21
Strikeouts	6	vs. Princeton	2/29/20



#17 SENECA GREGORY

Career Bests


IP	2.1	vs. UMass	3/12/22
Longest Start	n/a		
Longest Relief	2.1	vs. UMass	3/12/22
Hits	0	at VMI	3/8/22
Runs	0	3x, last vs. St. Bonaventure	3/30/22
Earned Runs	0	3x, last vs. St. Bonaventure	3/30/22
Walks	0	3x, last vs. St. Bonaventure	3/30/22
Strikeouts	4	vs. UMass	3/12/22



#24 JADEN HENLINE

Career Bests

IP	5.0	at Maryland	4/1/22
Longest Start	5.0	at Maryland	4/1/22
Longest Relief	4.0	2x, last vs. Rutgers	3/25/22
Hits	0	4x, last vs. UMass	3/13/22
Runs	0	8x, last vs. Youngstown State	3/22/22
Earned Runs	0	9x, last vs. Rutgers	3/25/22
Walks	0	10x, last vs. Youngstown State	3/22/22
Strikeouts	6	2x, last at Northwestern	4/9/22



#29 CARSON KOHLS

Career Bests

IP	3.2	vs. West Virginia	4/12/22
Longest Start	n/a		
Longest Relief	3.2	vs. West Virginia	4/12/22
Hits	0	3x, last vs. Monmouth	2/18/22
Runs	0	5x, last vs. West Virginia	4/12/22
Earned Runs	0	7x, last vs. West Virginia	4/12/22
Walks	0	6x, last vs. Bucknell	4/6/22
Strikeouts	5	vs. Bucknell	4/6/22



#33 TRAVIS LUENSMANN

Career Bests*

IP	6.0	vs. Maine	2/25/22
Longest Start	6.0	vs. Maine	2/25/22
Longest Relief	3.0	at Maryland	4/2/22
Hits	0	2x, last at Winthrop	3/2/21
Runs	0	3x, last at Northwestern	4/9/22
Earned Runs	0	4x, last at Northwestern	4/9/22
Walks	0	5x, last at Northwestern	4/9/22
Strikeouts	8	vs. Maine	2/25/22



#18 MASON MELLOTT

Career Bests

IP	5.0	vs. UMass	3/13/22
Longest Start	5.0	vs. UMass	3/13/22
Longest Relief	4.2	2x, last vs. Duke	3/2/19
Hits	0	12x, last vs. Rutgers	3/26/22
Runs	0	30x, last vs. Rutgers	3/26/22
Earned Runs	0	43x, last vs. Rutgers	3/26/22
Walks	0	35x, last vs. Bucknell	4/6/22
Strikeouts	5	6x, last at Ohio State	4/25/21

*At South Carolina (2021)

PITCHING CAREER BESTS



#21 STEVEN MILLER

Career Bests

IP	4.1	at Maryland	4/2/22
Longest Start	n/a		
Longest Relief	4.1	at Maryland	4/2/22
Hits	0	7x, last vs. Youngstown State	3/22/22
Runs	0	18x, last at Northwestern	4/10/22
Earned Runs	0	20x, last at Northwestern	4/10/22
Walks	0	14x, last at Northwestern	4/10/22
Strikeouts	6	vs. Milwaukee	3/19/22



#27 TOMMY MOLSKY

Career Bests

IP	6.0	vs. Northeastern	2/20/22
Longest Start	6.0	vs. Northeastern	2/20/22
Longest Relief	n/a		
Hits	0	2x, last vs. St. Bonaventure	3/30/22
Runs	0	vs. St. Bonaventure	3/30/22
Earned Runs	0	2x, last vs. St. Bonaventure	3/30/22
Walks	0	4x, last vs. West Virginia	4/12/22
Strikeouts	6	2x, last vs. UMass	3/12/22



#37 JORDAN MORALES

Career Bests*

IP	7.0	vs. St. Bonaventure	4/24/21
Longest Start	7.0	vs. St. Bonaventure	4/24/21
Longest Relief	3.0	2x, last at Penn	4/3/21
Hits	0	9x, last vs. Bucknell	4/6/22
Runs	0	18x, last vs. Bucknell	4/6/22
Earned Runs	0	20x, last at Northwestern	4/10/22
Walks	0	21x, last vs. West Virginia	4/12/22
Strikeouts	9	vs. Saint Joseph's	5/8/21


*At LaSalle (2020-21)



#6 JOE NASTASI

Career Bests

IP	n/a		
Longest Start	n/a		
Longest Relief	n/a		
Hits	n/a		
Runs	n/a		
Earned Runs	n/a		
Walks	n/a		
Strikeouts	n/a		



#31 RYAN PARTRIDGE

Career Bests

IP	2.2	vs. Milwaukee	3/20/22
Longest Start	n/a		
Longest Relief	2.2	vs. Milwaukee	3/20/22
Hits	0	8x, last vs. West Virginia	4/12/22
Runs	0	13x, last vs. West Virginia	4/12/22
Earned Runs	0	14x, last vs. West Virginia	4/12/22
Walks	0	11x, last vs. West Virginia	4/12/22
Strikeouts	3	vs. West Virginia	4/12/22



#25 CHASE RENNER

Career Bests

IP	2.0	3x, last vs. Bucknell	4/6/22
Longest Start	1.0	vs. Rutgers	3/25/22
Longest Relief	2.0	3x, last vs. Bucknell	4/6/22
Hits	0	4x, last vs. West Virginia	4/10/22
Runs	0	5x, last vs. West Virginia	4/10/22
Earned Runs	0	5x, last vs. West Virginia	4/10/22
Walks	0	3x, last vs. West Virginia	4/10/22
Strikeouts	4	vs. Bucknell	4/6/22

PITCHING CAREER BESTS



#11 CHAD ROGERS

Career Bests

IP	3.0	vs. Northwestern	3/7/21
Longest Start	n/a		
Longest Relief	3.0	vs. Northwestern	3/7/21
Hits	0	at Ohio State	4/24/21
Runs	0	2x, last at VMI	3/8/22
Earned Runs	0	2x, last at VMI	3/8/22
Walks	1	4x, last vs. Rutgers	3/26/22
Strikeouts	1	5x, last vs. Rutgers	3/26/22



#20 BLAISE SCLAFANI

Career Bests

IP	3.0*	vs. Northeastern	4/30/19
Longest Start	n/a		
Longest Relief	3.0*	vs. Northeastern	4/30/19
Hits	0	7x, last vs. Rutgers	3/26/22
Runs	0*	10x, last vs. Rutgers	3/26/22
Earned Runs	0	12x, last vs. Rutgers	3/26/22
Walks	0	9x, last vs. Rutgers	3/26/22
Strikeouts	3*	3x, last vs. Canisius	2/15/20

*At UMass Lowell (2020-21)



#36 TYLER SHINGLEDECKER

Career Bests

IP	4.1	2x, last vs. Youngstown State	4/9/19
Longest Start	4.1	vs. Youngstown State	4/9/19
Longest Relief	4.1	vs. Binghamton	3/26/19
Hits	0	21x, last vs. UMass	3/13/22
Runs	0	23x, last vs. Milwaukee	3/18/22
Earned Runs	0	29x, last vs. Youngstown State	3/22/22
Walks	0	18x, last vs. Youngstown State	3/22/22
Strikeouts	9	vs. Northwestern	3/5/21



#30 ANTHONY STEELE

Career Bests

IP	1.0	2x, last vs. Milwaukee	3/20/22
Longest Start	0.2	vs. Bucknell	4/6/22
Longest Relief	1.0	2x, last vs. Milwaukee	3/20/22
Hits	0	vs. Youngstown State	3/22/22
Runs	0	3x, last vs. Youngstown State	3/22/22
Earned Runs	0	3x, last vs. Youngstown State	3/22/22
Walks	0	2x, last vs. Youngstown State	3/22/22
Strikeouts	2	2x, last vs. Youngstown State	3/22/22



#12 KELLAN TULIO

Career Bests*

IP	6.0	vs. Maine	2/26/22
Longest Start	6.0	vs. Maine	2/26/22
Longest Relief	1.1	at Cincinnati	3/30/21
Hits	0	8x, last vs. St. Bonaventure	3/30/22
Runs	0	8x, last vs. St. Bonaventure	3/30/22
Earned Runs	0	8x, last vs. St. Bonaventure	3/30/22
Walks	0	5x, last vs. St. Bonaventure	3/30/22
Strikeouts	7	at Northwestern	4/9/22

*At Louisville (2020-21)

CAREER STATS

#3 COLE BARTELS IF/OF R/R GR. 6-3/195 BELMONT, MASS.

Year	Avg	GP-GS	AB	R	H	2B	3B	HR	RBI	TB	SLG%	BB	HBP	SO	GDP	OB%	SF	SH	SB-ATT	PO	A	E	FLD%
2018	.000	17-3	0	0	0	0	0	0	0	0	.000	0	0	0	0	.000	0	0	0-0	0	1	0	1.000
2019	.000	7-3	0	0	0	0	0	0	0	0	.000	0	0	0	0	.000	0	0	0-0	1	1	1	.667
2020	.273	8-7	22	8	6	2	0	0	3	8	.364	7	1	4	0	.452	1	0	1-1	53	1	0	1.000
2021	.245	35-26	98	13	24	4	1	1	13	33	.337	13	1	21	4	.333	2	1	3-3	141	11	2	.987
2022	.256	30-30	117	15	30	4	0	2	9	40	.342	10	4	12	1	.336	0	0	3-4	119	5	1	.992
TOTAL	.253	97-69	237	36	60	10	1	3	25	81	.342	30	6	37	5	.348	3	1	7-8	314	21	4	.988

#46 NOAH BURKE OF L/R FR. 6-0/192 PITTSBURGH, PA.

Year	Avg	GP-GS	AB	R	H	2B	3B	HR	RBI	TB	SLG%	BB	HBP	SO	GDP	OB%	SF	SH	SB-ATT	PO	A	E	FLD%
2022	.000	5-0	4	0	0	0	0	0	0	0	.000	1	1	3	0	.333	0	0	0-0	0	0	0	.000
TOTAL	.000	5-0	4	0	0	0	0	0	0	0	.000	1	1	3	0	.333	0	0	0-0	0	0	0	.000

#19 DEREK CEASE IF/P R/R FR. 5-8/150 PLYMOUTH, PA.

Year	Avg	GP-GS	AB	R	H	2B	3B	HR	RBI	TB	SLG%	BB	HBP	SO	GDP	OB%	SF	SH	SB-ATT	PO	A	E	FLD%
2022	.172	20-7	29	5	5	1	0	0	0	6	.207	3	0	8	1	.250	0	0	1-1	15	29	0	1.000
TOTAL	.172	20-7	29	5	5	1	0	0	0	6	.207	3	0	8	1	.250	0	0	1-1	15	29	0	1.000

Year	ERA	W-L	APP	GS	CG	SHO	SV	IP	H	R	ER	BB	SO	2B	3B	HR	BF	BAA	WP	HBP	BK	SFA	SHA
2022	0.00	0-0	1	0	0	0/0	0	1.0	1	1	0	3	1	0	0	0	7	.250	0	0	0	0	0
TOTAL	0.00	0-0	1	0	0	0/0	0	1.0	1	1	0	3	1	0	0	0	7	.250	0	0	0	0	0

#23 JAKE COOPER IF R/R FR. 5-9/195 STATE COLLEGE, PA.

Year	Avg	GP-GS	AB	R	H	2B	3B	HR	RBI	TB	SLG%	BB	HBP	SO	GDP	OB%	SF	SH	SB-ATT	PO	A	E	FLD%
2022	.000	8-4	14	0	0	0	0	0	0	0	.000	0	0	6	0	.000	0	1	0-0	1	10	1	.917
TOTAL	.000	8-4	14	0	0	0	0	0	0	0	.000	0	0	6	0	.000	0	1	0-0	1	10	1	.917

#4 TYSON COOPER C/IF S/R R-SO. 5-9/200 STATE COLLEGE, PA.

Year	Avg	GP-GS	AB	R	H	2B	3B	HR	RBI	TB	SLG%	BB	HBP	SO	GDP	OB%	SF	SH	SB-ATT	PO	A	E	FLD%
2021	.111	11-3	18	2	2	1	0	0	2	3	.167	6	0	8	0	.333	0	0	1-1	16	1	0	1.000
2022	.143	10-7	21	0	3	0	0	0	0	3	.143	3	0	4	0	.250	0	2	0-2	32	8	1	.976
TOTAL	.128	21-10	39	2	5	1	0	0	2	6	.154	9	0	12	0	.292	0	2	1-3	48	9	1	.983

#8 PATRICK DEMARCO RHP R/R FR. 6-1/200 LOS ANGELES, CALIF.

Year	ERA	W-L	APP	GS	CG	SHO	SV	IP	H	R	ER	BB	SO	2B	3B	HR	BF	BAA	WP	HBP	BK	SFA	SHA
2022	81.00	0-0	1	0	0	0/0	0	0.1	2	3	3	2	0	0	0	0	5	1.000	1	0	0	0	0
TOTAL	81.00	0-0	1	0	0	0/0	0	0.1	2	3	3	2	0	0	0	0	5	1.000	1	0	0	0	0

#49 BEN DEMELL IF/P L/R FR. 6-5/205 CONCORD, OHIO

Year	Avg	GP-GS	AB	R	H	2B	3B	HR	RBI	TB	SLG%	BB	HBP	SO	GDP	OB%	SF	SH	SB-ATT	PO	A	E	FLD%
2022	-	-	-	-	-	-	-	-	-	-	-	-	-	-	-	-	-	-	-	-	-	-	-
TOTAL	-	-	-	-	-	-	-	-	-	-	-	-	-	-	-	-	-	-	-	-	-	-	-

Year	ERA	W-L	APP	GS	CG	SHO	SV	IP	H	R	ER	BB	SO	2B	3B	HR	BF	BAA	WP	HBP	BK	SFA	SHA
2022	0.00	0-0	1	0	0	0/0	0	1.2	0	0	0	0	0	0	0	0	0	.000	0	0	0	0	0
TOTAL	0.00	0-0	1	0	0	0/0	0	1.2	0	0	0	0	0	0	0	0	0	.000	0	0	0	0	0

#5 CARSON ERTTER OF L/L JR. 5-10/175 EBENSBURG, PA.

Year	Avg	GP-GS	AB	R	H	2B	3B	HR	RBI	TB	SLG%	BB	HBP	SO	GDP	OB%	SF	SH	SB-ATT	PO	A	E	FLD%
2020	.000	3-0	2	0	0	0	0	0	0	0	.000	0	1	0	0	.333	0	0	0-0	1	0	0	1.000
2021	.000	1-0	1	0	0	0	0	0	1	0	.000	1	0	0	0	.500	0	0	0-0	0	0	0	.000
2022	-	-	-	-	-	-	-	-	-	-	-	-	-	-	-	-	-	-	-	-	-	-	-
TOTAL	.000	4-0	3	0	0	0	0	0	1	0	.000	1	1	0	0	.400	0	0	0-0	1	0	0	1.000

CAREER STATS

#44 DEVIN FLETCHER RHP R/R FR. 6-8/215 BETHLEHEM, PA.

Year	ERA	W-L	APP	GS	CG	SHO	SV	IP	H	R	ER	BB	SO	2B	3B	HR	BF	BAA	WP	HBP	BK	SFA	SHA
2022	-	-	-	-	-	-	-	-	-	-	-	-	-	-	-	-	-	-	-	-	-	-	-
TOTAL	-	-	-	-	-	-	-	-	-	-	-	-	-	-	-	-	-	-	-	-	-	-	-

#10 TANNER FOLDS LHP R/L FR. 6-1/195 CALHOUN, GA.

Year	ERA	W-L	App	GS	CG	SHO	SV	IP	H	R	ER	BB	SO	2B	3B	HR	BF	B/Avg	WP	HBP	BK	SFA	SHA
2022	14.73	0-0	6	0	0	0/0	0	3.2	2	7	6	6	3	1	0	0	20	.154	1	1	0	0	0
TOTAL	14.73	0-0	6	0	0	0/0	0	3.2	2	7	6	6	3	1	0	0	20	.154	1	1	0	0	0

#15 BRENDEN FRANKS IF/P R/R JR. 6-3/205 STATE COLLEGE, PA.

Year	Avg	GP-GS	AB	R	H	2B	3B	HR	RBI	TB	SLG%	BB	HBP	SO	GDP	OB%	SF	SH	SB-ATT	PO	A	E	FLD%
2020	.667	4-0	3	1	2	0	0	0	0	2	.667	0	0	1	0	.667	0	0	0-0	2	0	0	1.000
2021	.000	4-0	3	1	0	0	0	0	0	0	.000	0	1	2	0	.250	0	0	0-0	4	0	0	1.000
2022	.000	8-0	4	0	0	0	0	0	0	0	.000	1	0	1	1	.200	0	0	0-0	0	0	0	1.000
TOTAL	.200	16-0	10	2	2	0	0	0	0	2	.200	1	1	4	1	.333	0	0	0-0	6	0	0	1.000
Year	Avg	GP-GS	AB	R	H	2B	3B	HR	RBI	TB	SLG%	BB	HBP	SO	GDP	OB%	SF	SH	SB-ATT	PO	A	E	FLD%
2020	-	-	-	-	-	-	-	-	-	-	-	-	-	-	-	-	-	-	-	-	-	-	-
2021	-	-	-	-	-	-	-	-	-	-	-	-	-	-	-	-	-	-	-	-	-	-	-
2022	-	-	-	-	-	-	-	-	-	-	-	-	-	-	-	-	-	-	-	-	-	-	-
TOTAL	-	-	-	-	-	-	-	-	-	-	-	-	-	-	-	-	-	-	-	-	-	-	-

#28 HUTCH GAGNON LHP L/L SR. 6-3/220 DOWNINGTOWN, PA.

Year	ERA	W-L	App	GS	CG	SHO	SV	IP	H	R	ER	BB	SO	2B	3B	HR	BF	B/Avg	WP	HBP	BK	SFA	SHA
2019	5.59	0-1	18	0	0	0/0	0	19.1	21	12	12	11	21	4	1	2	93	.273	3	3	0	0	2
2020	3.21	1-0	4	2	0	0/0	0	14.0	15	5	5	6	17	4	1	0	62	.268	0	0	0	0	0
2021	6.75	0-1	11	0	0	0/0	0	12.0	18	10	9	4	13	3	1	1	64	.327	2	3	0	1	1
2022	-	-	-	-	-	-	-	-	-	-	-	-	-	-	-	-	-	-	-	-	-	-	-
TOTAL	5.16	1-2	33	2	0	0/0	0	45.1	54	27	26	21	51	11	3	3	219	.287	5	6	0	1	3

#35 BILLY GERLOTT OF/IF R/R SO. 6-1/195 AUBURN, PA.

Year	Avg	GP-GS	AB	R	H	2B	3B	HR	RBI	TB	SLG%	BB	HBP	SO	GDP	OB%	SF	SH	SB-ATT	PO	A	E	FLD%
2021	-	-	-	-	-	-	-	-	-	-	-	-	-	-	-	-	-	-	-	-	-	-	-
2022	.206	30-30	107	10	22	6	1	0	12	30	.280	9	5	34	2	.295	1	0	2-4	39	2	0	1.000
TOTAL	.206	30-30	107	10	22	6	1	0	12	30	.280	9	5	32	2	.295	1	0	2-4	39	2	0	1.000

#17 SENECA GREGORY RHP R/R FR. 6-4/225 STAFFORD, VA.

Year	ERA	W-L	APP	GS	CG	SHO	SV	IP	H	R	ER	BB	SO	2B	3B	HR	BF	BAA	WP	HBP	BK	SFA	SHA
2022	10.80	0-0	6	0	0	0/0	0	6.2	10	9	8	4	7	2	0	0	36	.345	1	2	0	0	1
TOTAL	10.80	0-0	6	0	0	0/0	0	6.2	10	9	8	4	7	2	0	0	36	.345	1	2	0	0	1

#2 KYLE HANNON IF/OF L/R SO. 5-10/194 HARRISBURG, PA.

Year	Avg	GP-GS	AB	R	H	2B	3B	HR	RBI	TB	SLG%	BB	HBP	SO	GDP	OB%	SF	SH	SB-ATT	PO	A	E	FLD%
2021	.133	12-9	30	3	4	1	1	0	1	7	.233	2	0	12	0	.188	0	1	0-0	15	0	0	1.000
2022	.288	17-17	59	7	17	5	1	0	8	24	.407	6	2	12	3	.373	0	0	2-2	22	37	7	.894
TOTAL	.236	29-26	89	10	21	6	2	0	9	31	.348	8	2	24	3	.313	0	1	2-2	37	37	7	.914

#1 JAY HARRY IF L/R SO. 6-0/195 METUCHEN, N.J.

Year	Avg	GP-GS	AB	R	H	2B	3B	HR	RBI	TB	SLG%	BB	HBP	SO	GDP	OB%	SF	SH	SB-ATT	PO	A	E	FLD%
2021	.268	42-42	142	22	38	10	0	1	18	51	.359	12	4	25	2	.335	3	0	1-1	58	101	11	.935
2022	.322	30-30	121	18	390	4	0	3	14	52	.430	6	3	13	0	.369	0	0	2-5	32	86	4	.967
TOTAL	.293	72-72	263	40	77	14	0	4	32	103	.392	18	7	38	2	.351	3	0	3-6	90	187	15	.949

CAREER STATS

#24 JADEN HENLINE RHP L/R SO. 6-2/195 NEW CUMBERLAND, PA.

Year	ERA	W-L	App	GS	CG	SHO	SV	IP	H	R	ER	BB	SO	2B	3B	HR	BF	B/Avg	WP	HBP	BK	SFA	SHA
2021	3.72	0-0	9	3	0	0/0	0	19.1	17	8	8	8	22	2	0	2	86	.230	1	3	0	0	1
2022	3.72	0-1	10	2	0	0/1	3	29.0	26	17	12	10	35	5	1	3	119	.243	3	0	0	1	1
TOTAL	3.72	0-1	19	5	0	0/1	3	48.1	43	25	20	18	57	7	1	5	205	.238	4	3	0	1	2

#40 BEN KAILHER IF R/R JR. 5-8/160 RUMFORD, R.I.

Year	Avg	GP-GS	AB	R	H	2B	3B	HR	RBI	TB	SLG%	BB	HBP	SO	GDP	OB%	SF	SH	SB-ATT	PO	A	E	FLD%
2020	.222	9-6	18	4	4	1	2	0	4	9	.500	2	2	6	2	.333	2	0	2-2	3	9	2	.857
2021	.143	11-0	7	3	1	0	0	0	0	1	.143	0	0	2	0	.143	0	0	1-1	0	2	0	1.000
2022	.225	17-12	40	4	9	0	0	0	1	9	.225	9	1	10	0	.380	0	0	1-2	13	32	3	.938
TOTAL	.215	37-18	65	11	14	1	2	0	5	19	.292	11	3	18	2	.346	2	0	4-5	16	43	5	.922

#13 TAYVEN KELLEY OF R/R JR. 6-3/200 BOILING SPRINGS, PA.

Year	Avg	GP-GS	AB	R	H	2B	3B	HR	RBI	TB	SLG%	BB	HBP	SO	GDP	OB%	SF	SH	SB-ATT	PO	A	E	FLD%
2020	.188	9-4	16	4	3	2	0	0	1	5	.313	3	1	8	0	.350	0	0	0-0	10	0	0	1.000
2021	.238	28-27	101	8	24	8	2	1	9	39	.386	10	1	37	2	.313	0	3	0-2	53	1	4	.931
2022	.179	27-25	95	7	17	1	0	0	9	18	.189	3	1	36	3	.212	0	0	1-2	53	1	4	.931
TOTAL	.208	64-56	212	19	44	11	2	1	19	62	.292	16	3	81	5	.273	0	3	1-4	116	2	8	.937

#29 CARSON KOHLS RHP R/R SO. 6-0/195 SACRAMENTO, CALIF.

Year	ERA	W-L	App	GS	CG	SHO	SV	IP	H	R	ER	BB	SO	2B	3B	HR	BF	B/Avg	WP	HBP	BK	SFA	SHA
2021	3.18	0-0	5	0	0	0/0	0	5.2	7	3	2	2	4	1	1	27	.304	1	2	0	0	0	0
2022	3.94	1-0	9	0	0	0/0	0	16.0	13	8	7	8	14	0	2	0	67	.236	2	3	0	0	1
TOTAL	3.74	1-0	14	0	0	0/0	0	21.2	20	11	9	10	18	1	3	1	94	.256	3	5	0	0	1

#33 TRAVIS LUENSMANN RHP R/R SO. 6-6/234 ALTOONA, PA.

Year	ERA	W-L	App	GS	CG	SHO	SV	IP	H	R	ER	BB	SO	2B	3B	HR	BF	B/Avg	WP	HBP	BK	SFA	SHA
2021*	15.43	0-1	4	0	0	0/0	0	2.1	4	6	4	1	2	2	0	0	12	.333	0	0	1	0	0
2022	5.19	1-2	8	6	0	0/0	0	34.2	38	25	20	19	45	1	3	3	164	.273	3	2	0	2	2
TOTAL	5.84	1-3	12	6	0	0/0	0	37.0	42	31	24	20	47	3	3	3	176	.280	3	2	1	2	2

*At South Carolina

#18 MASON MELLOTT RHP R/R GR. 6-0/205 STATE COLLEGE, PA.

Year	ERA	W-L	APP	GS	CG	SHO	SV	IP	H	R	ER	BB	SO	2B	3B	HR	BF	BAA	WP	HBP	BK	SFA	SHA
2018	3.18	0-1	24	0	0	0/0	4	34.0	38	16	12	14	28	4	1	0	155	.295	4	5	2	3	4
2019	2.43	6-3	21	0	0	0/2	5	63.0	59	25	17	14	52	10	2	1	270	.244	3	6	0	1	6
2020	2.25	2-1	5	0	0	0/0	0	8.0	8	3	2	1	6	1	1	0	35	.258	0	0	0	0	3
2021	4.60	2-3	17	0	0	0/0	4	31.1	32	20	16	18	33	2	1	1	149	.264	4	8	1	0	2
2022	6.33	1-4	11	4	0	0/1	1	21.1	23	17	15	12	19	4	1	2	101	.277	1	2	0	1	3
TOTAL	3.54	11-11	78	4	0	0/3	14	157.2	160	81	62	59	138	21	6	4	710	.264	12	21	3	5	18

#21 STEVEN MILLER RHP R/R SR. 6-1/190 PITTSBURGH, PA.

Year	ERA	W-L	App	GS	CG	SHO	SV	IP	H	R	ER	BB	SO	2B	3B	HR	BF	B/Avg	WP	HBP	BK	SFA	SHA
2019	3.86	0-0	3	0	0	0/0	0	2.1	4	1	1	1	1	3	0	0	12	.364	1	0	0	0	0
2020	2.70	0-0	3	0	0	0/1	0	3.1	2	1	1	1	6	1	0	0	13	.167	0	0	0	0	0
2021	3.29	0-1	12	0	0	0/2	2	13.2	12	8	5	7	17	2	0	0	58	.245	2	2	0	0	0
2022	2.53	1-2	10	1	0	0/0	1	21.1	20	7	6	7	22	3	1	0	89	.250	1	1	0	1	0
TOTAL	2.88	1-3	28	1	0	0/3	3	40.2	38	17	13	16	46	9	1	0	172	.250	4	3	0	1	0

CAREER STATS

#27 TOMMY MOLSKY RHP R/R FR. 6-1/160 DILLSBURG, PA.

Year	ERA	W-L	APP	GS	CG	SHO	SV	IP	H	R	ER	BB	SO	2B	3B	HR	BF	BAA	WP	HBP	BK	SFA	SHA
2022	6.75	0-5	10	8	0	0/0	0	32.0	36	36	24	15	31	7	1	3	160	.271	6	8	0	2	2
TOTAL	6.75	0-5	10	8	0	0/0	0	32.0	36	36	24	15	31	7	1	3	160	.271	6	8	0	2	2

#37 JORDAN MORALES LHP R/L JR. 5-9/175 SOUDERTON, PA.

Year	ERA	W-L	App	GS	CG	SHO	SV	IP	H	R	ER	BB	SO	2B	3B	HR	BF	B/Avg	WP	HBP	BK	SFA	SHA
2020*	2.16	0-2	5	0	0	0/1	2	8.1	5	4	2	3	14	1	0	1	37	.167	3	1	1	1	2
2021*	6.11	2-6	16	7	1	0/0	2	45.2	60	35	31	23	49	10	2	4	226	.313	2	8	2	3	0
2022	5.23	2-0	15	0	0	0/0	0	20.2	25	17	12	7	29	3	1	2	97	.287	3	1	2	0	2
TOTAL	5.42	4-8	36	7	1	0/1	4	74.2	90	56	45	33	92	14	3	7	361	.290	8	10	5	4	4

*At LaSalle

#6 JOE NASTASI RHP R/R SO. 6-0/217 STATE COLLEGE, PA.

Year	ERA	W-L	App	GS	CG	SHO	SV	IP	H	R	ER	BB	SO	2B	3B	HR	BF	B/Avg	WP	HBP	BK	SFA	SHA
2021	-	-	-	-	-	-	-	-	-	-	-	-	-	-	-	-	-	-	-	-	-	-	-
2022	-	-	-	-	-	-	-	-	-	-	-	-	-	-	-	-	-	-	-	-	-	-	-
TOTAL	-	-	-	-	-	-	-	-	-	-	-	-	-	-	-	-	-	-	-	-	-	-	-

#34 RICHIE PALTRIDGE LHP/1B/OF L/L SO. 6-3/194 MONTGOMERY, N.Y.

Year	Avg	GP-GS	AB	R	H	2B	3B	HR	RBI	TB	SLG%	BB	HBP	SO	GDP	OB%	SF	SH	SB-ATT	PO	A	E	FLD%
2021	-	-	-	-	-	-	-	-	-	-	-	-	-	-	-	-	-	-	-	-	-	-	-
2022	.000	1-0	1	0	0	0	0	0	0	0	.000	0	0	1	0	.000	0	0	0-0	1	0	0	1.000
TOTAL	.000	1-0	1	0	0	0	0	0	0	0	.000	0	0	1	0	.000	0	0	0-0	1	0	0	1.000

Year	ERA	W-L	APP	GS	CG	SHO	SV	IP	H	R	ER	BB	SO	2B	3B	HR	BF	BAA	WP	HBP	BK	SFA	SHA
2021	-	-	-	-	-	-	-	-	-	-	-	-	-	-	-	-	-	-	-	-	-	-	-
2022	-	-	-	-	-	-	-	-	-	-	-	-	-	-	-	-	-	-	-	-	-	-	-
TOTAL	-	-	-	-	-	-	-	-	-	-	-	-	-	-	-	-	-	-	-	-	-	-	-

#31 RYAN PARTRIDGE LHP R/L JR. 6-3/215 WEXFORD, PA.

Year	ERA	W-L	App	GS	CG	SHO	SV	IP	H	R	ER	BB	SO	2B	3B	HR	BF	B/Avg	WP	HBP	BK	SFA	SHA
2020	0.00	0-0	2	0	0	0/0	0	2.0	1	0	0	0	2	0	0	0	6	.167	0	0	0	0	0
2021	0.00	0-0	5	0	0	0/0	0	2.2	4	2	0	3	4	1	0	0	16	.333	0	0	0	1	0
2022	6.57	0-0	12	0	0	0/0	0	12.1	12	9	9	7	13	2	1	0	58	.261	1	3	0	2	0
TOTAL	4.76	0-0	19	0	0	0/0	0	17.0	17	11	9	10	19	3	1	0	80	.266	1	3	0	3	0

#22 JOHNNY PIACENTINO OF R/R JR. 5-11/185 CHERRY HILL, N.J.

Year	Avg	GP-GS	AB	R	H	2B	3B	HR	RBI	TB	SLG%	BB	HBP	SO	GDP	OB%	SF	SH	SB-ATT	PO	A	E	FLD%
2020	.400	13-10	35	11	14	4	0	2	11	24	.686	10	0	4	0	.511	2	0	4-4	27	0	0	1.000
2021	.284	42-42	162	30	46	15	0	8	32	85	.525	17	0	40	4	.350	1	1	0-2	83	0	3	.965
2022	.281	17-17	64	8	18	1	2	2	11	29	.453	6	0	20	3	.333	2	1	0-0	23	0	0	1.000
TOTAL	.299	72-69	261	49	78	20	2	12	54	138	.529	33	0	64	7	.371	5	2	4-6	135	0	3	.978

#7 C.J. PITTARO IF L/R SO. 6-1/195 HAMILTON, N.J.

Year	Avg	GP-GS	AB	R	H	2B	3B	HR	RBI	TB	SLG%	BB	HBP	SO	GDP	OB%	SF	SH	SB-ATT	PO	A	E	FLD%
2021*	.333	5-0	3	0	1	0	0	0	3	1	.333	0	0	0	0	.333	0	0	0-0	0	1	0	1.000
2022	.254	22-17	63	12	16	3	0	0	9	19	.302	6	0	16	0	.319	0	0	1-1	13	24	4	.902
TOTAL	.257	27-17	66	12	17	3	0	0	12	20	.303	6	0	16	0	.319	0	0	1-1	13	25	4	.905

*At Vanderbilt

CAREER STATS

#25 CHASE RENNER RHP R/R FR. 6-4/190 ALBURTIS, PA.

Year	ERA	W-L	APP	GS	CG	SHO	SV	IP	H	R	ER	BB	SO	2B	3B	HR	BF	BAA	WP	HBP	BK	SFA	SHA
2022	4.50	1-1	7	1	0	0/0	1	10.0	7	5	5	7	10	3	0	0	44	.206	3	1	0	0	2
TOTAL	4.50	1-1	7	1	0	0/0	1	10.0	7	5	5	7	10	3	0	0	44	.206	3	1	0	0	2

#11 CHAD ROGERS RHP R/R SO. 6-5/220 MENTOR, OHIO

Year	ERA	W-L	App	GS	CG	SHO	SV	IP	H	R	ER	BB	SO	2B	3B	HR	BF	B/Avg	WP	HBP	BK	SFA	SHA
2021	13.50	1-0	3	0	0	0/0	0	4.0	8	6	6	7	1	2	0	0	25	.471	0	0	1	1	0
2022	13.50	0-0	5	0	0	0/0	0	6.2	14	10	10	7	4	1	1	0	41	.452	2	1	0	2	0
TOTAL	13.50	1-0	8	0	0	0/0	0	10.2	22	16	16	14	5	3	1	0	66	.458	2	1	1	3	0

#20 BLAISE SCLAFANI RHP R/R SR. 6-6/200 SOUDERTON, PA.

Year	ERA	W-L	App	GS	CG	SHO	SV	IP	H	R	ER	BB	SO	2B	3B	HR	BF	B/Avg	WP	HBP	BK	SFA	SHA
2019*	4.42	1-0	12	0	0	0/0	0	18.1	12	11	9	19	14	2	0	1	60	.200	2	6	0	3	0
2020*	4.76	0-0	4	0	0	0/0	0	5.2	5	4	3	2	5	0	0	0	20	.250	3	2	0	0	0
2021	18.00	0-0	2	0	0	0/0	0	1.0	2	2	2	4	1	0	0	0	10	.500	2	1	0	1	0
2022	0.00	0-0	4	0	0	0/0	0	1.1	2	1	0	3	1	0	0	1	9	.400	0	1	0	0	0
TOTAL	4.78	1-0	22	0	0	0/0	0	26.1	21	18	14	28	21	2	0	0	99	.368	7	10	0	4	0

*At UMass Lowell

#36 TYLER SHINGLEDECKER LHP R/L SR. 6-3/185 HUNTERSVILLE, N.C.

Year	ERA	W-L	App	GS	CG	SHO	SV	IP	H	R	ER	BB	SO	2B	3B	HR	BF	B/Avg	WP	HBP	BK	SFA	SHA
2019	4.43	1-1	19	2	0	0/1	1	40.2	31	27	20	27	44	8	1	3	185	.207	4	6	0	1	1
2020	0.64	0-0	5	0	0	0/0	0	14.0	3	1	1	2	20	1	0	0	49	.067	1	1	0	0	1
2021	6.00	2-2	16	1	0	0/1	1	27.0	20	21	18	16	38	3	3	2	123	.196	3	4	0	1	0
2022	3.98	3-2	12	0	0	0/1	0	20.1	21	11	9	4	28	4	0	2	86	.259	1	0	0	0	1
TOTAL	4.24	6-5	52	3	0	0/3	2	102.0	75	60	48	49	130	16	4	7	443	.198	9	11	0	2	3

#41 JOSH SPIEGEL C/1B R/R R-JR. 6-3/206 JEANNETTE, PA.

Year	Avg	GP-GS	AB	R	H	2B	3B	HR	RBI	TB	SLG%	BB	HBP	SO	GDP	OB%	SF	SH	SB-ATT	PO	A	E	FLD%	
2019*																								
2020*	.500	3-0	4	0	2	0	0	0	1	2	.500	0	0	1	0	.500	0	0	0-0	7	0	0	1.000	
2021	.261	38-38	134	19	35	10	1	4	22	59	.440	10	2	43	3	.320	1	2	1-1	134	12	4	.973	
2022	.282	30-28	103	15	29	8	1	4	16	51	.495	12	0	31	3	.350	2	0	0-0	179	7	8	.959	
TOTAL	.274	71-66	241	34	66	18	2	8	39	111	.465	22	2	75	6	.336	3	2	1-1	320	19	12	.966	

#30 ANTHONY STEELE LHP/1B/OF L/L FR. 6-4/225 SHELTON, CONN.

Year	ERA	W-L	APP	GS	CG	SHO	SV	IP	H	R	ER	BB	SO	2B	3B	HR	BF	BAA	WP	HBP	BK	SFA	SHA
2022	18.69	0-0	6	1	0	0/0	0	4.1	9	10	9	7	8	0	1	0	34	.391	2	4	0	0	0
TOTAL	18.69	0-0	6	1	0	0/0	0	4.1	9	10	9	7	8	0	1	0	34	.391	2	4	0	0	0

Year	Avg	GP-GS	AB	R	H	2B	3B	HR	RBI	TB	SLG%	BB	HBP	SO	GDP	OB%	SF	SH	SB-ATT	PO	A	E	FLD%
2022	.274	21-18	62	4	17	1	1	1	6	23	.371	5	1	18	0	.338	0	0	1-1	31	0	2	.939
TOTAL	.274	21-18	62	4	17	1	1	1	6	23	.371	5	1	18	0	.338	0	0	1-1	31	0	2	.939

CAREER STATS

#9 CONNOR THRONEBERRY RHP/IF R/R FR. 6-6/230 ST. LOUIS, MO.

Year	ERA	W-L	APP	GS	CG	SHO	SV	IP	H	R	ER	BB	SO	2B	3B	HR	BF	BAA	WP	HBP	BK	SFA	SHA
2022	-	-	-	-	-	-	-	-	-	-	-	-	-	-	-	-	-	-	-	-	-	-	-
TOTAL	-	-	-	-	-	-	-	-	-	-	-	-	-	-	-	-	-	-	-	-	-	-	-

Year	Avg	GP-GS	AB	R	H	2B	3B	HR	RBI	TB	SLG%	BB	HBP	SO	GDP	OB%	SF	SH	SB-ATT	PO	A	E	FLD%
2022	.333	3-0	3	1	1	0	0	0	0	1	.333	0	0	2	0	.333	0	0	0-0	3	0	0	1.000
TOTAL	.333	3-0	3	1	1	0	0	0	0	1	.333	0	0	2	0	.333	0	0	0-0	3	0	0	1.000

#12 KELLAN TULIO LHP L/L JR. 6-2/215 EMMAUS, PA.

Year	ERA	W-L	App	GS	CG	SHO	SV	IP	H	R	ER	BB	SO	2B	3B	HR	BF	B/Avg	WP	HBP	BK	SFA	SHA
2020*	6.75	0-0	4	0	0	0/0	0	2.2	4	2	2	2	2	0	0	0	13	.364	0	0	1	0	0
2021*	15.43	0-0	4	0	0	0/0	0	2.1	3	4	4	3	1	0	0	0	14	.300	1	1	0	0	0
2022	3.57	2-1	8	7	0	0/0	1	22.2	14	10	9	13	24	3	0	0	95	.179	2	2	0	0	2
TOTAL	4.88	2-1	16	7	0	0/0	1	27.2	21	16	15	18	27	3	0	0	112	.212	3	3	0	0	2

*At Louisville

#14 MATT WOOD C L/R JR. 5-10/190 GIBSONIA, PA.

Year	Avg	GP-GS	AB	R	H	2B	3B	HR	RBI	TB	SLG%	BB	HBP	SO	GDP	OB%	SF	SH	SB-ATT	PO	A	E	FLD%
2020	.314	14-13	51	4	16	1	0	0	5	17	.333	7	1	12	2	.407	0	0	1-1	78	4	2	.976
2021	.295	39-39	139	22	41	10	1	4	21	65	.468	19	3	25	3	.384	3	1	1-5	218	14	4	.983
2022	.396	29-29	106	24	42	7	2	5	24	67	.642	14	2	10	4	.464	3	1	2-3	211	14	6	.974
TOTAL	.334	82-81	296	50	99	18	3	9	50	149	.507	40	6	47	8	.417	6	2	4-9	507	32	12	.978

HEAD COACH ROB COOPER



16

ROB COOPER
MIAMI (FLA.), 1994
OVERALL: 445-464 (17TH YR)
PSU: 159-234 (9TH YR)

Head Coach

The 2022 baseball season is Rob Cooper's ninth as head coach of the Nittany Lion baseball program. Cooper was selected as the 14th head baseball coach in Penn State history on August 9, 2013. Not shy about stating his ultimate goal of returning Penn State to Omaha in June, the Lions have made significant strides under his leadership.

Under his tutelage, 11 players have been drafted and 12 total have signed with MLB teams in the last four seasons with a full draft. However, his strong belief in the first part of the term "student-athlete" is perhaps the top reason he has proven to be an excellent fit at Penn State. Even with state-of-the-art facilities, the chance to take on elite competition and a program history that includes five trips to the College World Series, Cooper cites the value of a Penn State degree as one of the top reasons to play baseball at Penn State.

The Nittany Lions finished the 2021 season with an 18-24 record, playing against exclusively Big Ten opponents. The wins included a 3-2 victory over No. 18 Michigan on March 26 and a series sweep over Michigan State in which Penn State out-scored the Spartans, 39-13. The Nittany Lions also won two series against Rutgers. Penn State scored 10 or more runs in six games, Penn State's most against Big Ten opponents since 2008 (8) and the most in a season since 2016.

Penn State led the Big Ten in doubles (93) and doubles per game (2.21), ranking 10th in the country in doubles per game. The Nittany Lions sat third in the conference in batting average (.269). Penn State hit 34 home runs, its most since 2012, and had five players with four or more homers.

Sophomore Matt Wood collected Second Team All-Big Ten honors, batting .295 with four homers and 21 RBI. Wood became the fifth All-Big Ten selection under Cooper. Senior Gavin Homer led the Nittany Lions with a .310 batting average, a .429 on-base percentage and tied with Johnny Piacentino for the team-lead in runs (30). Junior Justin Williams hit .302 and paced Penn State with 48 hits. Piacentino led the squad with eight homers and 32 RBI to go with a team-best .525 slugging percentage.

Senior Kyle Virbitsky paced the Penn State rotation with a 4.17 ERA, five wins, 77.2 innings pitched and 88 strikeouts. Virbitsky ranked seventh in the Big Ten in strikeouts and third in strikeout-to-walk ratio (4.40). His 88 strikeouts are tied for the 10th-most in a season at Penn State. Senior Conor Larkin earned three wins and 69 strikeouts in 63.2 innings and fellow senior Bailey Dees was responsible for four wins and 53 strikeouts in 66 innings.

The Nittany Lions continued their success in the classroom with a program-record 19 players earning Academic All-Big Ten accolades.

Penn State had four players drafted from the 2021 squad. Larkin was selected in the ninth round (272nd overall) by the Toronto Blue Jays. Williams was a 17th round selection (508th overall) by the Houston Astros and Kyle Virbitsky followed, being selected 518th overall by the Oakland A's. Bailey Dees was drafted in the 18th round (543rd overall) by the New York Yankees. All three members of the starting rotation were drafted, making Penn State one of only four schools to accomplish that in 2021.

It marked the third time in program history that Penn State had four or more players selected in a single year and the second time that Penn State had three pitchers selected in a draft. The Nittany Lions have had eight pitchers drafted since 2016. The four selections were double of any other Pennsylvania school and three of the draftees are Pennsylvania natives.

Penn State was off to a 10-5 start in 2020 before the COVID-19 pandemic canceled the remainder of the season. Penn State was among the conference leaders offensively, ranking second in on-base percentage (.394), slugging (.422), triples (7), doubles (30), third in batting average (.289) and walks (77), and fourth in scoring (6.7 runs/game) and runs (100). On the mound, Penn State ranked sixth in the NCAA with a 1.01 WHIP and also eighth with a 2.16 team ERA. The Nittany Lions also ranked 15th with 6.33 hits allowed per nine innings and 18th with a 3.63 strikeout-to-walk ratio.

Penn State baseball's trip to Cuba prior to the 2016 season is perhaps the best example of Cooper's commitment to the first part of the "student-athlete" term. The Nittany Lions attended academic lectures and toured Havana, becoming the first NCAA Division I team to compete against a Cuban National Series team, the first U.S. team at any level to defeat a Cuban National Series team, the first U.S. baseball team to play in Cuba since restoration of diplomatic ties with Cuba, the second NCAA team to play in Cuba since restoration of diplomatic ties (Coastal Carolina men's basketball, August 2015) and the fifth NCAA Division I baseball team to compete in post-revolutionary Cuba. The harmony between academics and athletics was on full display, as multiple Penn State professors and a group of journalism students also joined the travel party.

The rare, once-in-a-lifetime experience helped bring a young Penn State team together, and the Lions went on to earn their first winning record (overall and in conference) since 2012. The starting lineup included at least three freshmen in all but six games and five to six freshmen in 19 games, and took on nine eventual NCAA tournament teams, including a three-game series at home against College World Series participant TCU. The Lions' 28 wins were a 10-win improvement over the previous season, and its 12 Big Ten wins doubled the 2015 total. Haley and Anderson were the first drafted out of Penn State since 2012, and Anderson and senior outfielder Greg Guers became the program's first All-Big Ten picks also since 2012. Pitcher Justin Hagenman became Penn State's first Louisville Slugger Freshman All-American since 1997.

Shortly after Cooper accepted the PSU head coaching position in 2014, the California native traveled to Taichung, Taiwan to serve as the head coach of USA Baseball's 18U National Team at the IBAF U18 World Cup. Cooper steered Team USA to an 8-1 record in World Cup play, including seven consecutive victories to win the gold medal.

Not long after the triumph in Taiwan, Cooper received one of the highest honors bestowed in the profession, as he was announced as the Rod Dedeaux USA Baseball Coach of the Year. With the honor, Cooper became just the 16th individual in the award's history to receive the accolade, joining the likes of Scott Brosius, Davey Johnson and Tommy Lasorda.

Cooper was also a member of the coaching staff for the 2007 and 2009 USA College National teams. The 2007 team earned a silver medal at the Pan Am Games in Rio de Janeiro, Brazil. Fourteen of the 20 players on the 2007 team reached the Major Leagues, including 2013 All-Star Pedro Alvarez. Fourteen of the 22 members of the 2009 team also reached the Major Leagues, including three-time All-Star Gerrit Cole.

Cooper brought an accomplished resume to Penn State that included three NCAA Tournament appearances as a head coach at Wright State and five more at various stops as an assistant coach, including two trips to the College World Series with Miami (Florida). Cooper was twice named the Horizon League Coach of the Year and guided Wright State to three league tournament championships and two regular-season championships after the team suffered six losing seasons in the seven years before his arrival.

Cooper began his coaching career at national power Miami, spending two seasons (1994-95) as a student/graduate assistant on the Hurricanes' staff. While at Miami, Cooper helped the Hurricanes to College World Series berths in 1994 and 1995. Cooper spent the 1996 season as an assistant and team academic coordinator at Wake Forest, then moved on to Tulane for the next two seasons, serving as the Green Wave's hitting coach. In 1997, the Green Wave won the Conference USA regular-season crown, and in 1998, they advanced to the NCAA Tournament. Cooper left Tulane following the 1998 season and returned to Sacramento City College, where he starred in the early 1990's before lettering at Miami in 1993.

Along with his college coaching experience, Cooper also was an associate scout for the Los Angeles Dodgers from 1990-92 and has been selected to four coaching stints with USA Baseball in 2000, 2007, 2009 and 2013.

Cooper earned his bachelor's degree in psychology from Miami in 1994 and a master's in sports sciences/administration from Miami in 1996. He is married to his wife, Maureen, and has two sons, Jake and Tyson, who are both current members of the Penn State baseball team.

OVERALL STATS

The Automated ScoreBook
 Overall Statistics for Penn State (as of Apr 12, 2022)
 (All games Sorted by Batting avg)

Record: 12-18 Home: 5-5 Away: 2-8 Neutral: 5-5 Conference: 3-6

Player	avg	gp-gs	ab	r	h	2b	3b	hr	rbi	tb	slg%	bb	hp	so	gdp	ob%	sf	sh	sb-att	po	a	e	fld%	
14 Wood, Matt	.396	29-29	106	24	42	7	2	5	24	68	.642	14	2	10	4	.464	3	1	2-3	211	14	6	.974	
1 Harry, Jay	.322	30-30	121	18	39	4	0	3	14	52	.430	6	3	13	0	.369	0	0	2-5	32	86	4	.967	
2 Hannon, Kyle	.288	17-17	59	7	17	5	1	0	8	24	.407	6	2	12	3	.373	0	0	2-2	22	37	7	.894	
41 Spiegel, Josh	.282	30-28	103	15	29	8	1	4	16	51	.495	12	0	31	3	.350	2	0	0-0	179	7	8	.959	
22 Piacentino, Johnny	.281	17-17	64	8	18	1	2	2	11	29	.453	6	0	20	3	.333	2	1	0-0	25	0	0	1.000	
30 Steele, Anthony	.274	19-17	62	4	17	1	1	1	6	23	.371	5	1	18	0	.338	0	0	1-1	31	0	2	.939	
3 Bartels, Cole	.256	30-30	117	15	30	4	0	2	9	40	.342	10	4	12	1	.336	0	0	3-4	119	5	1	.992	
7 Pittaro, C.J.	.254	22-17	63	12	16	3	0	0	9	19	.302	6	0	16	0	.319	0	0	1-1	13	24	4	.902	
35 Gerlott, Billy	.206	30-30	107	10	22	6	1	0	12	30	.280	9	5	34	2	.295	1	0	2-4	39	2	0	1.000	
13 Kelley, Tayven	.179	27-25	95	7	17	1	0	0	9	18	.189	3	1	36	3	.212	0	0	1-2	53	1	4	.931	

9 Throneberry, Connor	.333	3-0	3	1	1	0	0	0	0	1	.333	0	0	2	0	.333	0	0	0-0	3	0	0	1.000	
40 Kailher, Ben	.225	17-12	40	4	9	0	0	0	1	9	.225	9	1	10	0	.380	0	0	1-3	13	32	3	.938	
19 Cease, Derek	.172	19-7	29	5	5	1	0	0	0	6	.207	3	0	8	1	.250	0	0	1-1	15	29	0	1.000	
4 Cooper, Tyson	.143	10-7	21	0	3	0	0	0	0	3	.143	3	0	4	0	.250	0	2	0-2	32	8	1	.976	
23 Cooper, Jake	.000	8-4	14	0	0	0	0	0	0	0	.000	0	0	6	0	.000	0	1	0-0	1	10	1	.917	
15 Franks, Brendan	.000	8-0	4	0	0	0	0	0	0	0	.000	1	0	1	1	.200	0	0	0-0	0	0	0	.000	
46 Burke, Noah	.000	5-0	4	0	0	0	0	0	0	0	.000	1	1	3	0	.333	0	0	0-0	0	0	0	.000	
34 Paltridge, Richie	.000	1-0	1	0	0	0	0	0	0	0	.000	0	0	1	0	.000	0	0	0-0	1	0	0	1.000	
Totals	.262	30	1013	130	265	41	8	17	119	373	.368	94	20	237	21	.334	8	5	16-28	798	285	45	.960	
Opponents	.266	30	1037	203	276	40	13	16	178	390	.376	144	33	296	20	.370	11	17	28-33	792	296	26	.977	

LOB - Team (218), Opp (241). DPs turned - Team (23), Opp (22). IBB - Team (1), Wood, M. 1, Opp (1). Picked off - Hannon, K. 1, Kelley, T. 1, Cease, D. 1, Pittaro, CJ 1.

(All games Sorted by Earned run avg)

Player	era	w-l	app	gs	cg	sho	sv	ip	h	r	er	bb	so	2b	3b	hr	b/avg	wp	hp	bks	sfa	sha		
33 Luensmann, Travis	5.19	1-2	8	6	0	0/0	1	34.2	38	25	20	19	45	1	3	3	.273	3	2	0	2	2		
27 Molsky, Tommy	6.75	0-5	10	8	0	0/0	0	32.0	36	36	24	15	31	7	1	3	.271	6	8	0	2	2		

49 DeMell, Ben	0.00	0-0	1	0	0	0/0	0	1.2	1	0	0	3	2	0	0	0	.167	0	1	0	0	0		
20 Sclafani, Blaise	0.00	0-0	4	0	0	0/0	0	1.1	2	1	0	3	1	0	0	1	.400	0	1	0	0	0		
19 Cease, Derek	0.00	0-0	1	0	0	0/0	0	1.0	1	1	0	3	1	0	0	0	.250	0	0	0	0	0		
21 Miller, Steven	2.53	1-2	10	1	0	0/0	1	21.1	20	7	6	7	22	3	1	0	.250	1	1	0	1	0		
12 Tulio, Kellan	3.57	2-1	8	7	0	0/0	1	22.2	14	10	9	13	24	3	0	0	.179	2	2	0	0	2		
24 Henline, Jaden	3.72	0-1	10	2	0	0/1	3	29.0	26	17	12	10	35	5	1	3	.243	3	0	0	1	1		
29 Kohls, Carson	3.94	1-0	9	0	0	0/0	0	16.0	13	8	7	8	14	0	2	0	.236	2	3	0	0	1		
36 Shingledecker, Tyler	3.98	3-2	12	0	0	0/1	0	20.1	21	11	9	4	28	4	0	2	.259	1	0	0	0	1		
25 Renner, Chase	4.50	1-1	7	1	0	0/0	1	10.0	7	5	5	7	10	3	0	0	.206	3	1	0	0	2		
37 Morales, Jordan	5.23	2-0	15	0	0	0/0	0	20.2	25	17	12	7	29	3	1	2	.287	3	1	2	0	2		
18 Mellott, Mason	6.33	1-4	11	4	0	0/1	1	21.1	23	17	15	12	19	4	1	2	.277	1	2	0	1	3		
31 Partridge, Ryan	6.57	0-0	12	0	0	0/0	0	12.1	12	9	9	7	13	2	1	0	.261	1	3	0	2	0		
17 Gregory, Seneca	10.80	0-0	6	0	0	0/0	0	6.2	10	9	8	4	7	2	0	0	.345	1	2	0	0	1		
11 Rogers, Chad	13.50	0-0	5	0	0	0/0	0	6.2	14	10	10	7	4	1	1	0	.452	2	1	0	2	0		
10 Folds, Tanner	14.73	0-0	6	0	0	0/0	0	3.2	2	7	6	6	3	1	0	0	.154	1	1	0	0	0		
30 Steele, Anthony	18.69	0-0	6	1	0	0/0	0	4.1	9	10	9	7	8	0	1	0	.391	2	4	0	0	0		
8 DeMarco, Patrick	81.00	0-0	1	0	0	0/0	0	0.1	2	3	3	2	0	1	0	0	.667	1	0	0	0	0		
Totals	5.55	12-18	30	30	0	1/1	8	266.0	276	203	164	144	296	40	13	16	.266	33	33	2	11	17		
Opponents	3.95	18-12	30	30	0	1/1	7	264.0	265	130	116	94	237	41	8	17	.262	18	20	6	8	5		

PB - Team (6), Wood, M. 3, Spiegel, J. 2, Cooper, T. 1, Opp (4). Pickoffs - Team (3), Kohls, C. 1, Mellott, M. 1, Miller, S. 1, Opp (3). SBA/ATT - Wood, M. (19-23), Spiegel, J. (9-9), Molsky, T. (5-5), Kohls, C. (4-5), Luensmann, T (4-4), Tulio, K. (3-3), Henline, J. (1-3), Steele, A. (3-3), Folds, T. (2-2), Renner, C. (1-2), Rogers, C. (2-2), Gregory, S. (0-1), Miller,

CONFERENCE STATS

The Automated ScoreBook
 Conference statistics for Penn State (as of Apr 10, 2022)
 (Conference games only Sorted by Batting avg)

Record: 3-6 Home: 1-2 Away: 2-4 Conference: 3-6

Player	avg	gp-gs	ab	r	h	2b	3b	hr	rbi	tb	slg%	bb	hp	so	gdp	ob%	sf	sh	sb-att	po	a	e	fld%	
14 Wood, Matt	.457	9-9	35	4	16	2	1	1	8	23	.657	1	0	2	0	.436	3	0	1-1	83	7	0	1.000	
1 Harry, Jay	.389	9-9	36	7	14	2	0	2	4	22	.611	1	1	4	0	.421	0	0	0-2	12	25	0	1.000	
7 Pittaro, C.J.	.370	8-7	27	6	10	2	0	0	4	12	.444	2	0	5	0	.414	0	0	0-0	5	9	2	.875	
22 Piacentino, Johnny	.286	9-9	35	6	10	0	2	2	7	20	.571	3	0	12	2	.333	1	0	0-0	17	0	0	1.000	
40 Kailher, Ben	.250	6-6	20	1	5	0	0	0	1	5	.250	4	0	6	0	.375	0	0	1-2	8	16	2	.923	
30 Steele, Anthony	.250	5-4	16	0	4	0	0	0	2	4	.250	1	0	6	0	.294	0	0	0-0	0	0	0	.000	
41 Spiegel, Josh	.188	9-8	32	4	6	0	1	2	6	14	.438	2	0	8	0	.229	1	0	0-0	32	1	0	1.000	
3 Bartels, Cole	.167	9-9	36	4	6	2	0	1	1	11	.306	0	2	3	1	.211	0	0	1-1	47	3	1	.980	
13 Kelley, Tayven	.150	7-5	20	2	3	1	0	0	2	4	.200	1	0	10	0	.190	0	0	1-1	8	0	1	.889	
35 Gerlott, Billy	.091	9-9	33	4	3	1	1	0	3	6	.182	2	1	10	1	.162	1	0	1-1	12	1	0	1.000	

4 Cooper, Tyson	.125	4-3	8	0	1	0	0	0	0	1	.125	2	0	2	0	.300	0	0	0-0	5	4	1	.900	
19 Cease, Derek	.100	8-3	10	2	1	0	0	0	0	1	.100	2	0	5	1	.250	0	0	0-0	6	14	0	1.000	
15 Franks, Brendan	.000	3-0	1	0	0	0	0	0	0	0	.000	0	0	0	1	.000	0	0	0-0	0	0	0	.000	
23 Cooper, Jake	.000	1-0	1	0	0	0	0	0	0	0	.000	0	0	0	0	.000	0	0	0-0	0	0	0	.000	
46 Burke, Noah	.000	1-0	0	0	0	0	0	0	0	0	.000	1	0	0	0	1.000	0	0	0-0	0	0	0	.000	
Totals	.255	9	310	40	79	10	5	8	38	123	.397	22	4	73	6	.307	6	0	5-8	240	90	8	.976	
Opponents	.300	9	317	62	95	18	1	8	57	139	.438	43	10	89	5	.396	4	6	6-10	246	94	7	.980	

LOB - Team (56), Opp (78). DPs turned - Team (6), Opp (6). IBB - Team (0), Opp (1).

(Conference games only Sorted by Earned run avg)

Player	era	w-l	app	gs	cg	sho	sv	ip	h	r	er	bb	so	2b	3b	hr	b/avg	wp	hp	bk	sfa	sha
21 Miller, Steven	1.86	1-1	4	1	0	0/0	0	9.2	10	2	2	4	8	2	0	0	.286	1	0	0	1	0
33 Luensmann, Travis	2.61	1-0	3	1	0	0/0	1	10.1	9	3	3	6	13	0	0	0	.231	2	1	0	1	0
24 Henline, Jaden	4.05	0-0	3	2	0	0/0	0	13.1	11	7	6	7	14	4	0	2	.244	1	0	0	1	1

20 Sclafani, Blaise	0.00	0-0	1	0	0	0/0	0	0.1	0	0	0	0	1	0	0	0	.000	0	0	0	0	0
12 Tulio, Kellan	3.24	1-0	3	2	0	0/0	1	8.1	5	4	3	6	11	1	0	0	.179	1	1	0	0	1
29 Kohls, Carson	3.38	0-0	1	0	0	0/0	0	2.2	1	1	1	1	1	0	0	0	.111	0	1	0	0	0
37 Morales, Jordan	5.14	0-0	5	0	0	0/0	0	7.0	9	6	4	2	8	1	0	2	.290	3	0	2	0	1
36 Shingledecker, Tyler	7.11	0-1	3	0	0	0/0	0	6.1	8	5	5	3	13	3	0	1	.286	1	0	0	0	0
31 Partridge, Ryan	7.71	0-0	3	0	0	0/0	0	2.1	3	2	2	0	3	1	0	0	.300	0	0	0	0	0
25 Renner, Chase	9.00	0-1	2	1	0	0/0	0	3.0	6	3	3	0	1	2	0	0	.462	1	1	0	0	1
18 Mellott, Mason	9.45	0-2	4	0	0	0/0	0	6.2	11	7	7	5	6	1	0	2	.367	1	0	0	0	1
27 Molsky, Tommy	10.12	0-1	3	2	0	0/0	0	8.0	10	10	9	5	7	2	0	1	.323	4	4	0	1	1
17 Gregory, Seneca	36.00	0-0	1	0	0	0/0	0	1.0	5	4	4	1	1	0	0	0	.714	1	0	0	0	0
30 Steele, Anthony	40.50	0-0	1	0	0	0/0	0	0.2	2	3	3	2	1	0	0	0	.500	0	2	0	0	0
11 Rogers, Chad	99.00	0-0	1	0	0	0/0	0	0.1	5	5	5	1	1	1	1	0	.833	2	0	0	0	0
Totals	6.41	3-6	9	9	0	0/0	2	80.0	95	62	57	43	89	18	1	8	.300	18	10	2	4	6
Opponents	3.84	6-3	9	9	0	0/0	1	82.0	79	40	35	22	73	10	5	8	.255	5	4	1	6	0

PB - Team (0), Opp (2). SBA/ATT - Wood, M. (5-9), Henline, J. (1-3), Luensmann, T (2-2), Spiegel, J. (1-1), Tulio, K. (1-1), Miller, S. (1-1), Renner, C. (0-1), Molsky, T. (1-1), Gregory, S. (0-1).

RADIO/TV ROSTER



1 Jay Harry
IF, So.



2 Kyle Hannon
IF/OF, So.



3 Cole Bartels
OF/IF, Gr.



4 Tyson Cooper
C/IF, R-So.



5 Carson Ertter
OF, Jr.



6 Joe Nastasi
RHP, So.



7 C.J. Pittaro
IF, So.



8 Patrick DeMarco
RHP, Fr.



9 Connor Throneberry
IF/RHP, Fr.



10 Tanner Folds
LHP, Fr.



11 Chad Rogers
RHP, So.



12 Kellan Tulio
LHP, Jr.



13 Tayven Kelley
OF, Jr.



14 Matt Wood
C, Jr.



15 Brenden Franks
IF/RHP, Jr.



17 Seneca Gregory
RHP, Fr.



18 Mason Mellott
RHP, Gr.



19 Derek Cease
IF/RHP, Fr.



20 Blaise Sclafani
RHP, Fr.



21 Steven Miller
RHP, Sr.



22 Johnny Piacentino
OF, Jr.



23 Jake Cooper
IF, Fr.



24 Jaden Henline
RHP, So.



25 Chase Renner
RHP, Fr.



27 Tommy Molsky
RHP, Fr.



28 Hutch Gagnon
LHP, Sr.



29 Carson Kohls
RHP, So.



30 Anthony Steele
LHP/1B/OF, Fr.



31 Ryan Partridge
LHP, Jr.



33 Travis Luensmann
RHP, So.



34 Richie Paltridge
OF/IF, Gr.



35 Billy Gerlott
OF/IF, So.



36 Tyler Shingledecker
LHP, Sr.



37 Jordan Morales
LHP, Jr.



40 Ben Kailher
IF, Jr.



41 Josh Spiegel
C/1B, R-Jr.



44 Devin Fletcher
RHP, Fr.



46 Noah Burke
OF, Fr.



49 Ben DeMell
RHP/IF, Fr.