



WAGNER

2019-2020 SEAHAWK MEN'S BASKETBALL

Wagner College Seahawks (0-1, 0-0 NEC) at Penn State Nittany Lions (1-0, 0-0 Big 10)
 Saturday, November 9, 2019
 Bryce Jordan Center
 University Park, PA



Date	Opponent	Media	Time/Result
11/5	at Seton Hall	FS1	L, 105-71
11/9	at Penn State	BTN+	4:00 PM
11/12	vs Wesley	NECFrontRow	7:00 PM
11/16	at NJIT	ESPN+	2:00 PM
11/20	at Saint Peter's	TBA	7:00 PM
11/23	vs Stony Brook	NECFrontRow	3:00 PM
11/30	at St John's	FS2	12:00 PM
12/14	at Hartford	TBA	2:00 PM
12/18	at LaSalle	ESPN+	7:00 PM
12/21	vs Army	NECFrontRow	2:00 PM
12/28	vs Fairfield	NECFrontRow	4:00 PM
1/2	at Mount St. Mary's	NECFrontRow	7:00 PM
1/4	vs Sacred Heart	SNY	7:00 PM
1/9	at Saint Francis U	NECFrontRow	7:00 PM
1/11	at Robert Morris	NECFrontRow	1:00 PM
1/18	vs St. Francis Brooklyn	NECFrontRow	4:00 PM
1/20	vs LIU	NECFrontRow	4:00 PM
1/23	at Bryant	NECFrontRow	7:00 PM
1/25	at CCSU	NECFrontRow	3:30 PM
1/30	vs Fairleigh Dickinson	NECFrontRow	7:00 PM
2/6	vs Robert Morris	NECFrontRow	7:00 PM
2/8	vs Saint Francis U	NECFrontRow	4:00 PM
2/13	at Fairleigh Dickinson	NECFrontRow	7:00 PM
2/15	at Merrimack	ESPN+	4:00 PM
2/18	vs Mount St. Mary's	NECFrontRow	7:00 PM
2/21	vs CCSU	NECFrontRow	7:30 PM
2/23	at St. Francis Brooklyn	NECFrontRow	4:00 PM
2/27	at LIU	NECFrontRow	7:00 PM
2/29	vs Bryant	NECFrontRow	2:00 PM
Northeast Conference Tournament			
3/4	NEC Quarterfinals	TBA	Higher Seed
3/7	NEC Semifinals	TBA	Higher Seed
3/10	NEC Championship	ESPN 2	Higher Seed
Details			
* denotes Northeast Conference (NEC) game			
HOME GAMES LISTED IN BOLD			

University Park, PA – The Wagner College men's basketball continues its two-game road trip to open the season, as the Seahawks travel to Pennsylvania to take on Big 10 member Penn State on Saturday at 4:00 pm.

Newcomers Making An Impact
 In The Seahawks' season-opener against Seton Hall, three Seahawk newcomers in juniors Alex Morales and Will Martinez along with graduate student Patrick Szpir scored in double figures against the Pirates. Overall, seven players made their Seahawk debut in Morales, Martinez, Szpir, graduate student Curtis Cobb III, sophomore Atiba Taylor, and freshmen Ja'Mier Fletcher and DeAndre Wilkins.

Double-Double
 Graduate student Patrick Szpir led Wagner with 11 rebounds in Tuesday's lid-lifter. Szpir was the only player on either side with a double-double, as he chipped in 12 points in 28 minutes. For Szpir, who previously played at Chicago State University, Tuesday's performance marked his first-career double-double while setting a career high in rebounds.

Second Half Surge
 In the second half of Tuesday's game against the Pirates, Morales and Martinez found their rhythm, as Morales scored 12 of his 17 points in the second period, while Martinez chipped in 10 points coming out of the halftime locker room.

Nesby Connecting From Deep
 Sophomore Guard Tyrone Nesby IV showed off his range against Seton Hall, connecting on four first half three-pointers, leading Wagner with 12 points in the opening frame, which also set a career-high for points.

Last Time Out
 Wagner battled and stayed within two possessions for a majority of the first half before falling to #12 Seton Hall 105-71 on Tuesday night in the season opener for both teams. Both teams battled in the opening half of the season and a pair of free throws by junior Chase Freeman pulled the Seahawks within 6 at 26-20 at the midway point of the first half. Wagner stayed within reach of the nationally ranked Pirates early on thanks to 12 first half points by Nesby, all of which coming from downtown. Nesby's fourth three of the half and a free throw by Morales capped a 6-0 Seahawk run to pull Wagner within 36-30 with 5:49 to play, but that's as close as the Seahawks would get.

The Series
 Saturday's contest marks the fourth all-time meeting between the two teams, as Penn State holds a 3-0 advantage in the series. The two teams last met during the 2013-14 season, with Penn State earning a 74-62 victory. Overall, Wagner is 1-18 against members of the Big 10 conference.

Scouting the Nittany Lions
 Penn State opened its season with a 84-46 win over Maryland Eastern Shore, as six players scored in double figures, led by Lamar Stevens' 17 points. The Nittany Lions finished the 2018-19 campaign with a 14-18 record.

Next Up For Wagner
 Following Saturday's contest against Penn State, the Seahawks will take on Wesley in the Seahawks' home opener on Tuesday, November 12, with tip-off set for 7 pm.

Probable Starters							
No.	Player	Cl.	Pos.	HT	WT	Hometown/(Previous School)	2019-20 Statistics
2	Alex Morales	Jr.	G	6-6	180	Paterson, NJ / Mainland Regional / Prince George's CC	17ppg/ 6rpg/ 5apg
12	Chase Freeman	Jr.	G	5-11	165	Gallatin, TN / Station Camp	2ppg/ 3rpg 2apg
13	Tyrone Nesby IV	So.	G	6-5	200	Las Vegas, NV / Reading Scotland Campus Prep	12ppg 2rpg
32	Patrick Szpir	Gr.	F/C	6-9	245	Wheeling, IL / Wheeling / Chicago State	12ppg/ 11rpg/ 1apg
33	Curtis Cobb III	Gr.	G	6-4	190	Fall River, MA / UMass	7ppg 2rpg 1apg
Reserves							
0	Nigel Jackson	Jr.	F	6-7	215	Baltimore, MD / Mount St. Joseph	6.8 ppg/2.9 rpg 0.7ap (2018/19)
1	Atiba Taylor	So.	G	6-4	180	Garfield, NJ / Hackensack / Youngstown State	1.9ppg/0.5rpg/0.7ap (Youngstown St. 2018/19)
3	Jordan Mason	Fr.	G	6-4	205	Hanson, MA / Dexter Southfield	/
4	Elijah Ford	Jr.	G	6-5	205	Newark, NJ / Weequahic / Barton CC (KS)	/
11	Will Martinez	Jr.	G	6-5	190	Bronx, NY / Wings Academy / Monroe College	14ppg/ 3rpg/ 1apg
22	Ja'Mier Fletcher	Fr.	F	6-7	230	Pittsburgh, PA / Steel Valley / First Love Christian Academy (VA)	5ppg/5rpg
23	Darion Jordan-Thomas	Fr.	F	6-7	215	Brockton, MA / Proctor Academy (NH) / Woodstock Academy	/
25	DeAndre Wilkins	Fr.	C	6-11	235	Edenton, NC / Great Bridge Academy (VA)	/

NUMERICAL

No.	Player	Cl.	Pos.	HT	WT	Hometown/(Previous School)
0	Nigel Jackson	Jr.	F	6-7	215	Baltimore, MD / Mount St. Joseph
1	Atiba Taylor	So.	G	6-4	180	Garfield, NJ / Hackensack / Youngstown State
2	Alex Morales	Jr.	G	6-6	180	Paterson, NJ / Mainland Regional / Prince George's CC
3	Jordan Mason	Fr.	G	6-4	205	Hanson, MA / Dexter Southfield
4	Elijah Ford	Jr.	G	6-5	205	Newark, NJ / Weequahic / Barton CC (KS)
11	Will Martinez	Jr.	G	6-5	190	Bronx, NY / Wings Academy / Monroe College
12	Chase Freeman	Jr.	G	5-11	180	Gallatin, TN / Station Camp
13	Tyrone Nesby IV	So.	G	6-5	200	Las Vegas, NV / Reading Scotland Campus Prep
22	Ja'Mier Fletcher	Fr.	F	6-7	230	Pittsburgh, PA / Steel Valley / First Love Christian Academy (VA)
23	Darion Jordan-Thomas	Fr.	F	6-7	215	Brockton, MA / Proctor Academy (NH) / Woodstock Academy
25	DeAndre Wilkins	Fr.	C	6-11	235	Edenton, NC / Great Bridge Academy (VA)
32	Patrick Szpir	Gr.	F/C	6-9	245	Wheeling, IL / Wheeling / Chicago State
33	Curtis Cobb III	Gr.	G	6-4	190	Fall River, MA / UMass

Coaching Staff

Head Coach:	Bashir Mason (Drexel, 2007), Eighth Season
Assistant Coach:	Donald Copeland (Seton Hall, 2006), Fifth Season; Third as Assistant Coach
Assistant Coach:	Winston Smith (Massachusetts, 2001), Third Season
Assistant Coach:	Bobby Jordan (Drexel, 2009), First Season
Director of Operations:	Shane Doyle (Quinnipiac, 2014), Second Season

ALPHABETICAL

No.	Name	Pos	HT	WT	YR	Hometown
33	Curtis Cobb III	Gr.	G	6-4	190	Fall River, MA / UMass
22	Ja'Mier Fletcher	Fr.	F	6-7	230	Pittsburgh, PA First Love Christian Academy
4	Elijah Ford	Jr.	G	6-5	205	Newark, NJ / Weequahic / Barton CC
12	Chase Freeman	Jr.	G	5-11	180	Gallatin, TN / Station Camp
0	Nigel Jackson	Jr.	F	6-7	215	Baltimore, MD / Mount St. Joseph
23	Darion Jordan-Thomas	Fr.	F	6-7	215	Brockton, MA / Woodstock Academy
11	Will Martinez	Jr.	G	6-5	190	Bronx, NY / Monroe College
3	Jordan Mason	Fr.	G	6-4	205	Hanson, MA / Dexter Southfield
2	Alex Morales	Jr.	G	6-6	180	Paterson, NJ / Prince George's CC
13	Tyrone Nesby IV	So.	G	6-5	200	Las Vegas, NV / ReadingScotland Campus Prep
32	Patrick Szpir	Gr.	F/C	6-9	245	Wheeling, IL / Wheeling / Chicago State
1	Atiba Taylor	So.	G	6-4	180	Garfield, NJ / Hackensack / Youngstown St.
25	DeAndre Wilkins	Fr.	C	6-11	235	Edenton, NC / Great Bridge Academy

ROSTER BREAKDOWN

BY CLASS

Graduate Students	2
Juniors	5
Sophomore	2
Freshmen	4

BY POSITION

Guards	8
Forwards	3
Forward/Center	1
Center	1

BY GEOGRAPHY

New Jersey	3
Massachusetts	3
Pennsylvania	2
Illinois	1
Maryland	1
New York	1
North Carolina	1
Tennessee	1
Virginia	1

PRONUNCIATION GUIDE

BASHIR Mason	bah-sheer
Ja'Mier Fletcher	Ja-meer
Patrick Szpir	Spear
Atiba Taylor	Uh - Tee - buh



WAGNER AT A GLANCE

General Information

Name	Wagner College
Location	Staten Island, NY 10301
Founded	1883
Enrollment	2,100
Colors	Green & White
Nickname	Seahawks
Affiliation	NCAA Division 1
Conference	Northeast
Arena	Spiro Sports Center (2,100)
President	Dr. Joel W. Martin
Director of Athletics	Walt Hameline
Website	wagnerathletics.com
Athletic Department Phone	(718) 390-3433
Press Row Phone	(718) 420-4433

Coaching Staff

Head Coach	Bashir Mason, Eighth season
Alma Mater	Drexel, 2007
Record at Wagner	123-97 (.559)
Conf. Record at Wagner	78-46 (.629)
Career Record	Same
Assistant Coach	Donald Copeland, fifth season (second season as assistant coach)
Alma Mater	Seton Hall, 2006
Assistant Coach	Winston Smith, third season
Alma Mater	Massachusetts, 2001
Assistant Coach	Bobby Jordan, first season
Alma Mater	Drexel, 2009
Director of Operations	Shane Doyle, second season
Alma Mater	Quinnipiac, 2013
Athletic Trainer	Ohsana Valle

Team Information

2017-18 Overall Record	13-17
2017-18 Conference Record	8-10
Northeast Conference Finish	7th
Home Record Conf. Rec	7-7 4-5
Road Record Conf. Rec	6-10 4-5
Neutral Site Record	0-0
Postseason	Northeast Conference Quarterfinals (Lost, 84-46 to Fairleigh Dickinson)
Starters Returning Lost	2 3
Letterwiners Returning Lost	3 10
Newcomers	10
First Year of Basketball	1920-1921 (Record: 1-4)
First Year at Division I Level	1976-1977 (Record: 3-21)
First Year in Northeast Conference	1981-1982 (4-22; 1-14 ECAC Metro)
Overall Program Record	1133-1184 (.489)
Overall Division I Program Record	573-644 (.471)
Overall Northeast Conf. Record	311-330 (.485)
Overall Record vs. Current NEC	248-238 (.510)
Overall ECAC Metro Conf. Record	34-73 (.317)
NCAA Tournament Appearance	1 (2002-2003) (Rec: 21-11; 14-4 NEC)
Last NCAA Appearance	2002-2003 (vs. No. 2 Pittsburgh)
NIT Tournament Appearance	3
Last NIT Appearance	Second Round 2016 NIT (vs. Creighton [3.19.2016, Lost 87-54])

Media Relations

Assistant AD of Media Relations/MBB Contact	TBA
Email	TBA
Office	(718) 390-3227
Cell	TBA
Associated Faculty For Digital Media	Max Rottenecker
Email	m.rottenacker@wagner.edu
Office	(718) 390-3213
Asst. Director of Media Relations	Brian D. Morales
Email	brian.morales@wagner.edu
Office	(718) 390-3215
Cell	(646) 342-4414
Media Relations Marketing Assistant	Gerard Farley
Email	gerard.farley@wagner.edu
Office	(718) 420-4086
Media Relations Assistant	Jamal Clarke
NEC Front Row Contact	jamal.clarke@wagner.edu
Email	(718) 390-3213
Office	

Social Media

Twitter	@WagnerAthletics @Wagner_MBB
Facebook	facebook.com/Wagnerathletics
YouTube	youtube.com/WagnerSeahawks
Instagram	@wagnerathletics @Wagner_MBB

NEWCOMERS (10)

No.	Name	Pos	HT	WT	YR	Hometown/High School [Last School]
1	Atiba Taylor	So.	G	6-4	180	Garfield, NJ / Hackensack / Youngstown State
2	Alex Morales	Jr.	G	6-6	180	Paterson, NJ / Mainland Regional / Prince George's CC
3	Jordan Mason	Fr.	G	6-4	205	Hanson, MA / Dexter Southfield
4	Elijah Ford	Jr.	G	6-5	205	Newark, NJ / Weequahic / Barton CC (KS)
11	Will Martinez	Jr.	G	6-5	190	Bronx, NY / Wings Academy / Monroe College
22	Ja'Mier Fletcher	Fr.	F	6-7	230	Pittsburgh, PA / Steel Valley / First Love Christian Academy (VA)
23	Darion Jordan-Thomas	Fr.	F	6-7	215	Brockton, MA / Proctor Academy (NH) / Woodstock Academy
25	DeAndre Wilkins	Fr.	C	6-11	235	Edenton, NC / Great Bridge Academy (VA)
32	Patrick Szpir	Gr.	F/C	6-9	245	Wheeling, IL / Wheeling / Chicago State
33	Curtis Cobb III	Gr.	G	6-4	190	Fall River, MA / UMass

RETURNERS (3)

No.	Name	PPG	RPG	APG	MPG
00	Nigel Jackson	6.8	2.9	0.7	19.6
12	Chase Freeman	6.2	1.7	3.0	28.7
13	Tyrone Nesby IV	3.3	1.1	0.4	11.5

LETTERWINNERS LOST (10)

No.	Name	PPG	RPG	APG	MPG
11	Romone Saunders	16.5	7.2	3.6	34.6
21	Elijah Davis	17.3	1.7	1.2	28.1
4	AJ Sumbry	8.1	6.2	0.2	23.0
24	Devin Liggeons	5.6	4.4	1.0	23.7
1	Lonnie Rivera	4.3	1.7	0.3	19.3
3	Jonathan Norfleet	4.3	1.4	1.2	16.1
22	Jeff Coulanges	3.5	2.0	0.5	11.1
10	Tim Graham	3.0	1.1	0.3	7.2
5	Chance Anderson	2.2	2.6	0.1	8.9
2	Tyrone Plummer	0.8	1.2	1.0	11.3

STARTERS RETURNING (2)

00	Nigel Jackson	6.8	2.9	0.7	19.6
12	Chase Freeman	6.2	1.7	3.0	28.7

STARTERS LOST (3)

11	Romone Saunders	16.5	7.2	3.6	34.6
21	Elijah Davis	17.3	1.7	1.2	28.1
4	AJ Sumbry	8.1	6.2	0.2	23.0

2018-19 NEC STANDINGS

SCHOOL	NEC	PCT.	OVERALL	PCT.
Saint Francis U *	12-6	0.667	18-15	0.545
Fairleigh Dickinson *	12-6	0.667	21-14	0.600
Sacred Heart *	11-7	0.611	15-17	0.469
Robert Morris *	11-7	0.611	18-17	0.514
St. Francis Brooklyn *	9-9	0.500	17-16	0.515
LIU *	9-9	0.500	16-16	0.500
Wagner *	8-10	0.444	13-17	0.433
Bryant *	7-11	0.389	10-20	0.333
Mount St. Mary's	6-12	0.333	9-22	0.290
Central Connecticut	5-13	0.278	11-20	0.355



CREDENTIALS — Media credentials for Wagner College home games are issued only for working members of the media, and should be requested as early as possible. Requests must be made in writing on company letterhead and are honored only from sports editors of daily newspapers/magazines and sports directors of radio and television stations.

Wagner College follows the guidelines set forth by the NCAA in governing the issuance of credentials. Season credentials will be granted only to daily newspapers and television/radio stations that cover Seahawk football on a regular basis. Otherwise, television/radio stations and weekly newspapers will be granted credentials on a single-game, space-available basis.

Requests for single-game credentials should arrive no later than one week in advance of a game. All requests for credentials should be made to:

Max Rottenecker
 Associated Faculty For Digital Media
 Spiro Sports Center
 One Campus Road
 Staten Island, NY 10301
 Email: m.rottenecker@wagner.edu

PRESS POLICIES — Press row seating is reserved for working press only. Should any special needs arise, please contact the sports information office.

MEDIA PARKING — Available in the parking lot behind Spiro Sports Center on a limited, first-come, first-serve basis. There is no designated media parking area. Contact the sports information office for further information.

STATISTICAL SERVICES — Working media at the Spiro Sports Center will receive the following:

- * Game program and notes
- * Complete halftime statistics
- * Complete final statistics
- * Complete play-by-play

REFRESHMENTS — Refreshments will be available in the media room prior to the game and at halftime. Credentials are required for entrance to the media room.

MEDIA WILL CALL — Located at the Ticket Office inside Spiro Sports Center

INTERVIEW POLICIES — All interviews with Wagner College men's basketball players be arranged through the media relations office. **PLAYERS WILL NOT BE AVAILABLE ON GAME DAY UNTIL AFTER THE GAME.**

POSTGAME INTERVIEWS — Following each game, there will be a 10-minute cooling-off period, during which the players will shower and dress. Approximately 10 minutes after the game ends, Coach Mason will be available for comment. Following Coach Mason's interview session and the cooling-off period, select players will be made available to all members of the media.

PLAYER TELEPHONE INTERVIEWS — Telephone interview requests for Coach Mason and Seahawk players, should be made 48 hours in advance when possible. Player interview will be made at an appropriate time, so as not to interfere with the academic schedule of the player(s)



Wagner men's basketball fans can view live streaming of all Seahawk home basketball games plus gain access to feature stories for FREE! at www.wagnerathletics.com.

The Northeast Conference is revolutionizing the way its fans follow and interact with their favorite teams and the student-athletes who comprise them via a digital sports network that enhances fan experience with free live & on-demand content.

The 10-member NCAA Division I conference launched NEC Front Row, an online digital network with multi-platform access. Developed and launched in partnership with Pack Network, NEC Front Row features a rich set of content, including live events, on-demand video, highlight packages, coaches shows, features, original programming and access to the league's extensive digital library, all of which is free of charge to its users.

The network gives fans free inside access to the stories from across the Northeast Conference and its student-athletes on the court, in the classroom, across campus, and in the community.



As the Official Web Site of Wagner Athletics, wagnerathletics.com provides complete and up-to-the-minute information about all 22 of Wagner's varsity athletics teams to both fans and media around the nation.

SEAHAWKS ON SOCIAL MEDIA

All season, all year long, you follow the Wagner College Athletics on your favorite social media platforms.

FIND WAGNER ATHLETICS ON SOCIAL MEDIA!

@WAGNERATHLETICS

WAGNER ATHLETICS

#CHAOSonthehill

Follow the men's basketball team on Twitter and on Instagram:



@wagner_mbb
 #ATTITUDE





WIRE SERVICE

THE ASSOCIATED PRESS

450 West 33rd Street
New York, NY 10001
(212) 621-1500 - Office

ESPN

ESPN Plaza
Building B, Third Floor
Bristol, CT 06010
(860) 766-6501 - Office

STATS

2775 Shermer Road
Northbrook, IL 60062
(847) 583-2100 - Office

NEWSPAPERS

STATEN ISLAND ADVANCE

950 West Fingerboard Road
Staten Island, NY
(718) 981-1234

NEW YORK DAILY NEWS

4 New York Plaza
New York, NY 10001
(212) 210-1692 - Office

NEW YORK POST

1211 Avenue of the Americas
New York, NY 10036
(212) 930-8700 - Office

NEWSDAY

235 Pinelawn Road
Melville, NY 11747
(631) 843-2820 - Office

THE WAGNERIAN

Wagner College
Staten Island, NY 10301

TELEVISION

CBS SPORTS NETWORK

28 East 28th Street #15
New York, NY 10016
(212) 342-8700 - Office

MSG NY

4 Pennsylvania Plaza
New York, NY 10001
(212) 465-5955 - Office

SPORTSNET NY

1271 6th Avenue
New York, NY 10019
(212) 485-4900

YES NETWORK

405 Lexington Avenue #36
New York, NY 10174
(646) 487-3600

WCBS- TV 2

524 West 57th Street
New York, NY 10019
(212) 975-1741 - Office

WNBC- TV 4

30 Rockefeller Plaza
New York, NY 10020
(212) 664-5313 - Office

WNYW- TV 5

205 East 67th Street
New York, NY 10065
(212) 452-3786 - Office

WABC- TV 7

7 Lincoln Square
New York, NY 10023
(212) 456-3125 - Office

WWOR- TV 9

43 Meadowlands Parkway
Secaucus, NJ 07094
(201) 330-2245 - Office

WPIX- TV 11

220 East 42nd Street
New York, NY 10017
(212) 210-2513 - Office

NEW YORK 1 NEWS

75 Ninth Avenue
New York, NY 10011
(212) 379-3311 - Office

NEWS 12 BRONX & BROOKLYN

930 Soundview Avenue
Bronx, NY 10473
(718) 861-6842 - Office

RADIO

WCBS- AM 880

345 Hudson Street #10
New York, NY 10014
(212) 975-2127 - Office

WINS- AM 1010

345 Hudson Street
New York, NY 10014
(212) 397-1010 - Office

ESPN RADIO - FM 98.7

125 West End Avenue
6th Floor
New York, NY 10023
(646) 699-6800 - Office

WFAN - AM/FM

345 Hudson Street
10th Floor
New York, NY 10014
(212) 314-9200 - Office





DATE	OPPONENT	LOCATION
Nov 5 (Tue)	Seton Hall	South Orange, NJ
Nov 9 (Sat)	at Penn State	State College, PA
Nov 12 (Tue)	vs Wesley College	Staten Island, NY
Nov 16 (Sat)	NJIT	Newark, NJ
Nov 20 (Wed)	at Saint Peter's	Jersey City, NJ
Nov 23 (Sat)	Stony Brook	Staten Island, NY
Nov 30 (Sat) 1	at St. John's	Jamaica, NY
Dec 14 (Sat)	at Hartford	West Hartford, CT
Dec 18 (Wed)	at La Salle	Philadelphia, PA
Dec 21 (Sat)	Army West Point	Staten Island, NY
Dec 28 (Sat)	Fairfield	Staten Island, NY
Jan 2 (Thu)	*Mount St. Mary's	Emmitsburg, MD
Jan 4 (Sat)	*Sacred Heart	Staten Island, NY
Jan 9 (Thu)	*at Saint Francis U	Loretto, PA
Jan 11 (Sat)	*at Robert Morris	Moon Township, PA
Jan 18 (Sat)	*vs St. Francis Brooklyn	Staten Island, NY
Jan 20 (Mon)	*Long Island University	Staten Island, NY
Jan 23 (Thu)	*at Bryant	Smithfield, RI
Jan 25 (Sat)	*at Central Connecticut State	New Britain, Conn.
Jan 30 (Thu)	*Fairleigh Dickinson	Staten Island, NY
Feb 6 (Thu)	*Robert Morris	Staten Island, NY
Feb 8 (Sat)	*Saint Francis U	Staten Island, NY
Feb 13 (Thu)	*at Fairleigh Dickinson	Teaneck, NJ
Feb 15 (Sat)	*at Merrimack College	North Andover, MA
Feb 18 (Tue)	*Mount St. Mary's	Staten Island, NY
Feb 21 (Fri)	*Central Connecticut State	Staten Island, NY
Feb 23 (Sun)	*at St. Francis Brooklyn	Brooklyn, NY
Feb 27 (Thu)	*at Long Island University	Brooklyn, NY
Feb 29 (Sat)	*Bryant	Staten Island

Northeast Conference Tournament

Mar 4 (Wed) TBA Northeast Conference Quarterfinals Higher Seed
 Mar 7 (Sat) TBA Northeast Conference Semifinals Higher Seed
 Mar 10 (Tue) TBA Northeast Conference Championship Higher Seed

*NEC Game
 Home Games in Bold





Eighth-year head coach Bashir Mason has led Wagner to NEC regular season titles, and accompanying NIT appearances, in two of the last four years, while earning a pair of NEC Coach of the Year honors during this stretch.

The fastest coach to win 100 games in Seahawk history, Mason has developed 13 All-NEC selections during his tenure, in addition to having seven players garner All-NEC Tournament accolades as well as four were named to the prestigious National Association of Basketball Coaches' (NABC) First and Second Team. In addition, Coach Mason has mentored one All-Metropolitan Basketball Writers Association (MBWA) Second Team member (JoJo Cooper, 2018) and three Third Team honorees (Blake Francis, 2018, Marcus Burton, 2015, Jonathon Williams, 2013).

Mason, who was the youngest head coach at the Division I level when he was named the 18th head men's basketball coach in school history on March 26, 2012, and at age 35, remains one of the nation's youngest head coaches, checking in as the sixth-most youthful head coach heading into the 2019-20 campaign.

Prior to accepting the head coaching spot, Mason served two seasons as an assistant coach under Dan Hurley, who accepted the head coaching position at the University of



Rhode Island in 2012 and is now entering his second season as head coach of the UConn Huskies.

In his seven-year tenure as head coach, Mason has led the Seahawks to five top-four finishes in the NEC standings. The 2017-18 Seahawks combined its vintage brand of hard-

MASON BECAME THE FIRST WAGNER HEAD COACH TO LEAD THE PROGRAM TO A POSTSEASON VICTORY, A 79-75 ROAD WIN OVER NO. 1 SEED ST. BONAVENTURE, IN THE FIRST ROUND OF THE 2016 NATIONAL INVITATIONAL TOURNAMENT (NIT).



nosed defense with more offensive firepower than in recent memory, and it all added up to a 23-10 overall record, highlighted by an NEC-best 14-4 mark.

In guiding the Green & White to the league's automatic bid to the postseason NIT in 2018, after falling in the NEC title game to LIU Brooklyn, Mason became the first Wagner head coach to win multiple NEC Coach of the Year honors as well as the 10th in NEC history to accomplish this feat.

The Seahawks won 16 of 17 home games down the stretch that season, setting a program record for home victories and consecutive wins when the team rattled off 16 straight prior to the championship game, which tied for the second-longest streak in the NCAA. Mason once again built the NEC's top-ranked scoring defense (68.3) and field goal percentage defense (.407).

The 2017-18 Seahawks produced the highest scoring average in the Mason era, netting 74.2 points per game. Among all 351 Division I programs, Wagner ranked among the top-ten programs in the nation in offensive rebounds per game, as the team averaged 13.52 offensives caroms a contest.



Mason tutored three Seahawks to All-NEC honors in 2017-18, as senior guard JoJo Cooper earned First -Team accolades, while sophomore guard Blake Francis was named to the Second Team and redshirt junior guard Romone Saunders was selected as one of five players to the Third Team.

The three all-conference selections marked the first time since the 1994-95 that Wagner had three or more players named to the All-Conference team.

Over his seven seasons, Mason has posted an overall record of 123-96 , which translates to a .562 winning percentage, the highest among the ten NEC-programs. In NEC-only games, Mason has notched a 78-46 (.629) record, which is also the highest percentage for this six-year span.

In the lid-lifter of the 2016-17 season, Mason's Seahawks traveled to Storrs, CT to tangle with four-time NCAA men's basketball national champion and then No. 18-ranked, UConn, at Gampel Pavilion, coached by former Huskie and 15-year NBA veteran, Kevin Ollie.

The Green & White's signature tenacious defense, along with a pair of 15-point performances from forward Mike Aaman and rising redshirt junior Romone Saunders, held the Huskies to just 36.0 percent shooting as Wagner earned a near wire-to-wire 67-58 victory in a game televised on SNY.

The only lead for the Huskies was 2-0 at the 19:23 mark of the first half. Wagner's victory marked the first time UConn had ever lost in a home opener at Gampel Pavilion as the Huskies came into the contest with a 27-0 record at Gampel.

The 2015-16 was a banner year for the Wagner men's basketball program. Mason led the Seahawks to one of the most successful seasons in program history, a 23-11 record, the seventh 20-win season in program history and first since 2012, when he was an assistant on the Wagner sidelines under Hurley (25-6).

The 2015-16 Jim Phelan Northeast Conference (NEC) Coach of the Year steered the Seahawks to their second-ever NEC regular season title and became the program's first head coach to lead Wagner to a postseason victory, an impressive 79-75 road win over No. 1 seed, St. Bonaventure, in the first round of the 2016 NIT.

For his efforts, Mason, for the second time in his career, was a finalist for the prestigious Ben Jobe Award, given annually to the nation's top minority coach in Division I.

Mason's 2015-16 squad built the NEC's top-ranked scoring defense (63.6) and field goal percentage defense (.406) while limiting the opposition to under 60 points 11 times, nine of which came during league play.

In 2014-15, Mason brought in seven newcomers, which was Wagner's largest incoming class since the 2004-2005 season, and blended them with a core of veterans headlined by

senior guard Marcus Burton ('15). After primarily coming off the bench in 2013-14, the 6'0" guard flourished as a starter in his final season,



as he finished second in the NEC in scoring at 17.5 points per game while becoming the 42nd member of the Seahawks' 1,000 point-scoring club.

In 2013-14, his second season as head coach, the Seahawks posted their second straight 19-12 finish, including 12-4 mark in league play. The Seahawks also ripped off nine consecutive wins, highlighted by a hard-fought 59-48 win over NEC Regular Season Champion, Robert Morris. Also, Mason's bunch delivered a 73-61 victory at home over the Bryant University Bulldogs in the Seahawks first-ever appearance on CBS Sports Network, played in front of 2,027 fans at the Spiro Sports Center.

Under the defensive-minded Mason's watch, Wagner ranked fourth nationally in blocks per game (6.5), 12th in field goal percentage defense (.391) and 14th in three-point field goal percentage defense (.300,) while ranking first among all NEC teams in seven different categories and second in three others.

Mason helped Ortiz develop into the first-ever three-time NEC Defensive Player of the Year winner while center Nao-fall Folahan ('14) set all-time blocked shot records for a single-game (10), single-season (89) career (230). Mason also oversaw the progression of guard Latif Rivers ('14), who became just the program's 13th 1,500-point scorer.

In his first season at the helm in 2012-13, at 29 years old, Mason proved that age is just a number as he guided Wagner to a 19-12 record, which included 12 conference victories. Among the 19 wins, which set a school record for a first-year coach, was a 63-53 win over an SMU squad coached by Hall of Famer, Larry Brown. The swarming Seahawk defense paced the league in field goal percentage defense and blocked shots that year while ranking among the top four in the NEC in all ten defensive categories.

Spearheading the defensive attack in Mason's first year was guard Kenneth Ortiz ('14), who garnered his second straight Defensive Player of the Year Award, while also earning NEC Third-Team honors. Under Mason's tutelage, Williams averaged a team-best 15.6 points and 6.4 rebounds game while blossoming into an NEC Second Team

monwealth (VCU) as a sophomore, garnering top billing on ESPN Sportscenter's Top-10 plays for the night.

Mason led Drexel in assists and steals in all four of his season and graduated second on the Dragons' all-time steals list (226) and fourth on its all-time assists list (471).

MASON WON THE 2017-18 JIM PHELAN NORTHEAST CONFERENCE (NEC) COACH OF THE YEAR AWARD.

selection. For his efforts, Mason was a finalist for the CollegeInsider.com Joe B. Hall First-Year and Ben Jobe Minority Coach of the Year awards.

In his first season as an assistant, in 2010-11, the Green & White saw an eight-win improvement from the previous campaign. Murray earned First-Team All-NEC accolades after averaging 16.9 points per game. In year two as a Seahawk assistant in 2011-2012, Mason helped the Seahawks to a school-record 25 victories.

Mason arrived on Grymes Hill from Marist College, where he spent two seasons as an assistant coach, with responsibilities including recruiting and guard development. Under his guidance, R.J. Hall was tabbed to the Metro Atlantic Athletic Conference (MAAC) All-Rookie Team in 2008-2009.

He began his coaching career at his high school alma mater, St. Benedict's Prep of Newark, under Hurley, during the 2007-2008 season. As coach of the school's prep team, the Gray Bees won the New Jersey State Prep A Title.

During his tenure at St. Benedict's Prep, Mason coached a plethora of players that would go on to earn Division I scholarships: Myles Davis (Xavier), Chris Gaston (Fordham), Dwan McMillan (Hofstra), Mark Robertson (UMES), Zack Rosen (Pennsylvania) and Tavon Sledge (Iona).

Following a standout playing career at St. Benedict's under Hurley, Mason played collegiately for Drexel under James "Bruiser" Flint from 2003-2007, where he scored 1,126 career points while averaging 9.4 points and 3.9 assists per contest.

At Drexel, Mason was a four-year starter for the Dragons, anchoring the team from his point guard position. In addition to scoring more than 1,000 points while dishing out nearly 500 assists, Mason's calling card was defense. The first four-time member of the Colonial Athletic Association (CAA) All-Defensive Team, he also became the first player in league history to be named Defensive Player of the Year as a freshman following the 2003-2004 season.

As a senior, Mason led the Dragons to wins over Saint Joseph's, Villanova, Syracuse and Temple en route to a 23-9 record and a berth in the National Invitational Tournament (NIT). He also provided a flair for the dramatic, hitting a running 35-footer at the buzzer to defeat Virginia Com-

In 2007, Mason graduated from Drexel with a Bachelor's Degree in Sports Management. After earning a Master's Degree of Science in Education from Wagner in December of 2013, he was lauded by his alma mater with inclusion in the Drexel Magazine's '40 Under 40' list.

Mason, who grew up in Jersey City, NJ, now makes his residence in Bayonne, NJ.





MASON'S MILESTONE COLLEGIATE VICTORIES

NO	DATE	SCORE
1	11.24.12	Wagner 38, NCCU 36
10	1.24.13	Wagner 52, @ Mount 50
15	2.16.13	Wagner 89, Bryant 75
20	11.12.13	Wagner 75, Chestnut Hill 67
30	2.6.14	Wagner 75, FDU 68
40	11.29.14	Wagner 64, Penn 61
45	1.29.15	Wagner 75, Sacred Heart 64
50	11.28.15	Wagner 83, Staten Island 59
55	11.30.15	Wagner 76, UMass Lowell 62
60	1.21.16	Wagner 83 @ St. Francis Brooklyn, 59
65	2.18.16	Wagner 94 @ Fairleigh Dickinson, 74
70	3.5.16	Wagner 81 vs. LIU Brooklyn 65
75	12.22.16	Wagner 94, Staten Island 42
80	1.28.17	Wagner 66, St. Francis Brooklyn 64
85	2.18.17	Wagner 73, St. Francis Brooklyn 55
90	11.21.17	Wagner 107, CSI 64
95	12.29.17	Wagner 76, Mount St Mary's 57
100	1.20.18	Wagner 62, Robert Morris 49
105	2.8.18	Wagner 96, Bryant 76
110	3.3.18	Wagner 75, Robert Morris 64
115	12.9.18	Wagner 105, New Rochelle 57



Bashir Mason - 100 Career Wins



WHAT THEY ARE SAYING ABOUT BASHIR MASON

"He's a young, hungry, aggressive coach who I believe will continue to build on the foundation that we have in place."

**- Wagner College Athletic Director
Walt Hameline**

"He is an outstanding, well-prepared coach and will continue to have tremendous success."

**- UConn
Head Coach Dan Hurley**

"Bashir was an outstanding player and a great leader for us, one of the best leaders I have ever coached."

**-Former Drexel University
Head Coach and current Assistant Coach at
Indiana University
James "Bruiser" Flint**

"He's young, energetic and enthusiastic and a rising star within our profession."

**- South Carolina Assistant Coach
Chuck Martin**

"Bashir is one of the most intelligent point guards I ever coached. He had a great demeanor as a player and was the leader of the Drexel team that went 23-9 (2006-07)."

**- Saint Joseph's University Assistant Coach
Geoff Arnold**

"Coach Mason instilled toughness in me. He really understands the psychology of his players and knows how to push the right buttons"

**- Former St. Benedict's Prep High School,
University of Pennsylvania and current
member of Maccabi Ashdod B.C stand out
Zack Rosen**



Donald Copeland

♟️♟️♟️♟️♟️ Assistant Coach ♟️♟️♟️♟️♟️





On July 7, 2017 Wagner head coach Bashir Mason announced the promotion of Donald Copeland to assistant coach.

Copeland, a former All-Big East guard at Seton Hall University before embarking on a professional playing career overseas, had spent the previous two seasons as the Seahawks' graduate manager.

In each of the last four seasons, Copeland has played an integral role on the Seahawk staff. Copeland helped lead the Seahawks to 23-10 overall record in 2017-18, highlighted by an NEC-best 14-4 mark. In addition, the Green & White earned the league's automatic bid to the postseason NIT that season, setting a program record for home victories and consecutive wins when the team rattled off 16 straight prior to the championship game, which tied for the second-longest streak in the NCAA.

In addition to helping Wagner build the NEC's top-ranked scoring defense (68.3) and field goal percentage defense (.407), Copeland helped the 2017-18 Seahawks produce the highest scoring average in the Bashir Mason era, netting 74.2 points per game. Among all 351 Division I programs, Wagner ranked among the top-ten programs in the nation in offensive rebounds per game, as the team averaged 13.52 offensives caroms a contest.

In his second season at Wagner, Copeland helped the Seahawks advance to the semifinals of the 2016-17 NEC Tournament. In his first season at Wagner, he was part of a staff that guided Wagner to the 2015-16 NEC Tournament Championship game and

a berth in the National Invitational Tournament (NIT), which was highlighted by the program's first-ever postseason victory, an impressive 79-75 win at top-seeded St. Bonaventure of the Atlantic 10 Conference.

The Seahawks' NIT appearance in 2015-16 capped a 23-11 season, that included a 13-5 NEC mark which earned Wagner the league's regular season championship and No. 1 seed in the conference tournament. Wagner finished the 2016-17 season with a 16-14 record and an 11-7 mark in conference play as the Seahawks compiled an overall record of 39-25 over Copeland's two seasons on staff, headline by an NEC mark of 24-12.

The Jersey City, NJ native, who starred at St. Anthony High School under legendary head coach Bob Hurley, Sr., arrived on Grymes Hill prior to the start of the 2015-16 campaign after enjoying a near decade-long professional career that spanned seven countries. His professional stops included:

While playing in Puerto Rico, Copeland captured two professional championships, in 2011 and 2015, with the last coming as a member of Leones de Ponce.

Before embarking on his professional career, Copeland was a standout guard at Seton Hall. While a member of the Pirates, the Garden State product helped lead the Seton Hall to a pair of NCAA Tournament appearances in his sophomore (2004) and senior (2006) seasons.

OVER THE COURSE OF HIS CAREER, COPELAND PLAYED PROFESSIONALLY IN SEVEN DIFFERENT COUNTRIES



In helping lead the Pirates to an 18-12 record and an appearance in the NCAA Tournament as a senior in 2005-06, Copeland led the Hall in a host of statistical categories, including scoring (16.1 ppg), assists (4.5), steals (41), three-pointers (71) and free throw percentage (84.4). For the season, he ranked third in the Big East in assists per game (5.1) and assist-to-turnover ratio (2.69).

After being named to both the All-BIG EAST and All-Metropolitan Second Teams, Copeland was tabbed as Seton Hall's Senior Male Athlete of the Year.

Before accepting a full scholarship at Seton Hall, Copeland played for legendary head coach Bob Hurley, Sr. at St. Anthony, helping lead the Friars to New Jersey State Championships in 2001 and 2002, with the latter team ranking No. 2 in the nation. He earned First-Team All-State and First-Team All-Tri-State honors following his senior season of 2001-02.

In 2006, Copeland earned to earning his bachelor's degree in Communications and Media Studies at Seton Hall. In addition to his duties on the Wagner basketball staff, Copeland was also busy in the classroom, working towards a Master's in Business Administration, which he earned in 2018.

The Jersey City, NJ native arrived on Grymes Hill prior to the start of the 2015-16 campaign after enjoying a near decade-long professional career that spanned seven countries.



Winston Smith

Assistant Coach





Winston Smith enters his third season on the Seahawk bench in 2019-20 and has played an integral role in Wagner recording 36 victories combined over the last two seasons, an average of 18 per season.

In his first season on Grymes Hill in 2017-18, Smith helped lead the Seahawks to a 23-10 overall record, highlighted by an NEC regular season title, which came by virtue of a 14-4 league mark. With Smith's assistance, Wagner reached the 2018 NEC Title game and made an appearance in the postseason NIT.

Smith, who boasts more than 15 years of coaching experience, arrived on Grymes Hill in 2017 after spending the previous two seasons in his second tour of duty at fellow Northeast Conference (NEC) member, Fairleigh Dickinson. In 2015-16, he helped guide the Knights to a ten-win improvement, an NEC championship (claiming the 2016 crown over Wagner at the Spiro Sports Center), which resulted in the program's first NCAA Tournament appearance since 2005.

Prior to his second stint in Hackensack, Smith spent eight seasons on staff at Drexel, where he served as the Dragons'

coordinator of basketball operations. Under then head coach Bruiser Flint, he was responsible for all aspects of Drexel's basketball operations.

On the sidelines, he helped lead Drexel to a 29-7 record during the 2011-12 season, highlighted by a 19-game winning streak, as the Dragons reached the third round of the National Invitational Tournament (NIT). The 29 wins are the highest total in the history of the program.

No stranger to the NEC, Smith spent two seasons in Loretto, PA as a member of Saint Francis U staff from 2006-to-2008 before spending a season in Hempstead, NY as a member of the Hofstra University women's basketball staff, serving as their assistant coach for the 2005-06 campaign.

During that season, Smith helped guide Hofstra to a 19-12 record, which qualified the Pride for the 2006 WNIT, where they defeated Stony Brook, 92-65 in the opening round before falling to Villanova in the Second Round.

Before arriving on Long Island, Smith spent two seasons at Youngstown State, where he was an assistant men's coach. In 2004-05, he worked alongside current Wagner associate

WITH MORE THAN 15 YEARS OF COACHING TO HIS CREDIT, SMITH IS NO STRANGER TO THE NORTHEAST CONFERENCE (NEC)



head coach, Mike Babul, who was also an assistant coach for the Penguins.

Smith began his coaching career at Fairleigh Dickinson, working under NEC Hall of Famer Tom Green, serving as the Knights' assistant director of basketball operations (2001-02), before being promoted to an assistant coach for the 2002-03 campaign. Smith also served as the director of the FDU Basketball Camps.

A native of Summit, NJ, Smith played his collegiate ball for Coach Flint at UMass from 1996-2001, where he was also teammates with Coach Babul. In 2000-01, Smith served as team captain for the Minutemen. During his UMass playing career, Smith also earned the team's Top Defender and Mr. Hustle Awards in 1997 (freshman year), and 2001 (senior season), respectively.

He was also a two-time selection to the Student-Athlete Academic Council. While in Amherst, the Minutemen made three post-season appearances with Smith on the squad, which included a pair of trips to the NCAA Tournament.

A former scholastic standout at The Patrick School in Elizabeth, NJ, where he was an All-State player for the Celtics' renowned basketball team, Smith earned a Bachelor of Science degree from UMass as a sociology major in 2001.



Bobby Jordan

Assistant Coach





In June, 2019, Wagner College head men's basketball coach Bashir Mason announced the hiring of **Bobby Jordan** as an assistant coach with the Seahawks.

Jordan arrives on Grymes Hill after serving the 2018-19 season as head coach at IMG Academy where he led the Academics to a 26-4 record, while developing five top-five freshmen prospects in the state of Florida, as well as ten top-10 juniors.

Prior to his one season at IMG, Jordan served as head coach at Girard College, a top academic prep school located in his native, Philadelphia, where he guided the Cavaliers to a 23-6 record and an appearance in the 2017 Penn-Jersey League Finals.

Before taking over as head coach at Girard, Jordan spent the previous three seasons as an assistant coach at Drexel, after spending his first two seasons with the Dragons as an operations assistant, a position he accepted following his four-year playing career at Drexel.

During his time as an assistant on the Drexel sidelines, Jordan worked extensively with the Dragon's guards while also earning a reputation as a top recruiter. Responsible for assisting in all coaching duties of a Colonial Athletic Association (CAA) program, including film breakdown, practice preparation, and skill development, Jordan helped guide the Dragons to a 29-6 record and to the 2010 CAA regular season championship, a run that extended all the way to the NIT Quarterfinals.

Ranked as one of top-five assistant coaches in CAA by NextupRecruits, Jordan played a major role in Drexel landing the CAA's top recruiting class in 2013 according to Hoopscoop. During his time at Drexel, he helped develop both a first-Team All -CAA selection and a CAA Rookie of The Year choice.



Jordan had been a part of the Drexel program since 2005, having originally walked on to the team as a freshman before eventually earning a scholarship. He graduated from the school with a degree in sport management in 2009, having played all four seasons under head coach James "Bruiser" Flint, and is a former teammate of Mason, who starred there from 2003-2007.

While an undergraduate, Jordan worked with The Hoop Group in New Jersey and was involved in both camp instruction and with team tournaments.

Prior to embarking in his collegiate playing career, Jordan was a four-year starter in high school at Roman Catholic. He was a three-time All-Catholic League selection and was a Markward Award Winner.



Shane Doyle

Director of Operations





In 2019-20, Shane Doyle enters his second season as Director of Basketball Operations for the Wagner men's basketball program, where he assists the coaching staff in the day-to-day operations while helping in practice evaluations, and film breakdowns, in addition to supervising student-managers.

Prior to his arrival on Grymes Hill, Doyle served as an assistant coach at Putman Science Academy in Putnam, CT. In addition to working with the Mustangs' guards, he helped in recruiting student-athletes, highlighted by recent NBA prospect, Hamidou Diallo, who was selected in the second round of the 2018 NBA Draft by the Brooklyn Nets before his rights were acquired by the Charlotte Hornets and then traded to the Oklahoma City Thunder.

Doyle, who also supervised study hall hours, as well as being the primary contact of the team's film exchange program, helped guide Putnam to a 38-4 record en route to claiming the 2018 Prep School National Championship.

In addition to coaching at Putman, Doyle was also a coach for the AAU program, Metro Boston, where he was the head coach of the U-15 program and assistant coach of the U-17 team. For Metro Boston, he worked with the team in skill development while assisting with all team travels plans.

Doyle's first coaching stint came in May of 2014 when he was on the men's basketball staff at Bridgewater State University, where he served recruiting coordinator. In addition to his day-to-day responsibilities, he was the assistant director of the Bears Basketball Camp.

In his career, Doyle has coached student-athletes that have gone to Division I programs such as Maryland, Texas Tech, Seton Hall, St. Bonaventure, Massachusetts, Towson, Gardner Webb, Coppin State and Morgan State.



A 2014 graduate of Quinnipiac University, Doyle served as team manager for the Bobcats for three seasons in which he helped the coaching staff with various gameday preparations, including the preparation of scouting reports.

Doyle obtained a Bachelor's of Arts degree from Quinnipiac in Broadcast Journalism while also minoring in General Business.

In addition to his day-to-day responsibilities as part of the Wagner men's basketball staff, Doyle will be pursuing a Master of Arts degree in Higher Education and Learning Organizations Leadership (HELO).



O - NIGEL JACKSON

JUNIOR - FORWARD - 6-7 - 215

BALTIMORE, MD/ MOUNT ST. JOSEPH



2018-19 Sophomore Season

Started in 16 of the 28 games that he saw action in ... Enjoyed a career game at Fairleigh Dickinson (2/23) when he recorded career bests in points (22), points in a half (2nd- half-22), field goals made (8), field goals attempted (13 - tie), and 3-PT field goals made (4-tie) ... Recorded 15 points vs. UMass Lowell (11/10) ... 14 points vs. Rider (11/24) ... Reached double figures in scoring nine times, including four straight games ... Season-high 8 rebounds in a 64-58 road victory at Patriot League member American (11/30) ... Distributed a season-high five assists at home against New Rochelle (12/9/18) ... Hhad four games in which he blocked two shots, the last coming on the road at Bryant (2/21/19).

2017-18 Freshman Season

Appeared in 26 games in his inaugural season on Grymes Hill, earning the starting nod in 16 contests... Averaged 5.7 points per game (top-15 among all Northeast Conference freshmen), 3.7 rebounds (tied for fifth among all-NEC freshmen) and 0.8 assists per game... Shot 38.0 percent from the field, and 34.1 percent from beyond the arc (top-ten among all conference freshmen)... Made his collegiate debut in the season opener at NJIT (11/11/17), logging 19 minutes of action and scoring three points... Recorded his first-ever double-double at home against Staten Island (11/21/17), finishing with 11 points and a career-high 14 rebounds... Totaled seven double-digit scoring games, highlighted by a career-best 15-point performance against LIU Brooklyn (2/17/18)... Rejected a career-high four shots against Staten Island (11/21/17)... Earned his first NEC accolade on December 4, being named Rookie of the Week after finishing with 14 points on 5-of-7 shooting, which included 4-of-5 from three-point range in 17 minutes at home against Fairfield (12/1/17).

Before Wagner: A member of the Mount Saint Joseph's basketball program under head coach Pat Clatchey, Jackson averaged eight points and four rebounds off the bench on a talent-rich Gaels team that compiled a 36-4 overall record and a 13-1 conference mark, which ranked third in the entire state of Maryland. At the conclusion of this season, Jackson was named the recipient of the Dave Kropfelder "Never, Never Quit" Award. In 2015-16, during the Maryland Interscholastic Athletic Association (MIAA) A Conference quarterfinal game against St. Vincent Pallotti, Jackson hit the game-winning three-pointer with 1.5 seconds left in the 48-45 win. The Gaels finished the 2015-16 season with a 33-6 mark, reaching the title games in both the MIAA and Baltimore Catholic League. For his high school career, Jackson averaged 11 points and grabbed close to seven rebounds a contest while netting over 900 career points during his tenure at Mount Saint Joseph's.

Career Highs:

Points: 22 (2/23/19 at FDU) Minutes: 32 (12/29/18 at Saint Joseph's) FG Made: 8 (2/23/19 at FDU) 3PT Made: 4 (4x, last at FDU 2/23/19) 3PT Att: 9 (4x, last at 1/3/19 at CCSU) FT Made: 6 (vs CSI 11/21/17), FT Att: 6 (vs CSI 11/21/17), Rebounds: 14 (vs CSI 11/21/17) Assists: 5 (3x, last vs CNR 12/9/18) Blocks: 4 (vs CSI 11/21/17), Steals 2 (4x, last at CCSU 1/3/19)

2018-19 GAME-BY-GAME STATISTICS 2017-18 GAME-BY-GAME STATISTICS

Opponent	Date	gs	min	Total	3-Pointers	Free throws	Rebounds	pts	avg		
				fg-fga	3fg-fga	ft-fta	off def tot				
at Seton Hall	11/06/	* 22	1-8	.12	0-4	.00	0-0	0-1	1 1 1 1 0 4	2 2 0	
at UMass Lowell	11/10/	* 21	5-9	.55	4-7	.57	1-1	1.00	0 5 5 3 0 0	0 0 1 1 15 8.5	
CORTLAND	11/13/	dnp	-	-	-	-	-	-	-	-	
at Fairfield	11/17/	dnp	-	-	-	-	-	-	-	-	
NJIT	11/20/	* 12	1-4	.25	0-2	.00	0-0	.00	0 1 1 2 3 5	0 1 1 0 2 6.3	
RIDER	11/24/	* 26	5-11	.45	4-9	.44	0-0	.00	0 3 3 2 5 3	1 2 1 0 14 8.3	
at AMERICAN	11/30/	* 30	2-9	.22	1-4	.25	0-0	.00	2 6 8 3 6 2	0 1 0 0 5 7.6	
NEW ROCHELLE	12/09/	* 16	3-4	.75	1-2	.50	2-2	1.00	0 3 3 3 5 4	5 0 1 2 9 7.8	
at St. John's	12/15/	* 18	2-7	.28	1-5	.20	1-2	.50	0 3 3 3 4 3	2 2 0 1 6 7.6	
HARTFORD	12/22/	* 17	2-5	.40	1-2	.50	0-0	.00	1 0 1 3 1 1	1 0 0 2 5 7.3	
at Saint Joseph's	12/29/	* 32	4-12	.33	2-5	.40	0-0	.00	3 3 6 3 4 1	1 0 0 0 10 7.6	
at Central Conn. St.	01/03/	* 28	3-12	.25	3-9	.33	0-0	.00	0 4 4 3 5 2	0 1 1 2 9 7.7	
ST. FRANCIS BROOK	01/05/	* 23	1-6	.16	0-3	.00	0-0	.00	2 1 3 3 5 5	2 5 0 1 2 7.2	
SACRED HEART	01/10/	* 24	2-7	.28	2-4	.50	1-2	.50	3 2 5 3 6 5	1 4 1 0 7 7.2	
FAIRLEIGH DICKINS	01/12/	* 16	0-5	.00	0-4	.00	0-0	.00	0 0 0 3 3 4	0 0 1 0 0 6.6	
MOUNT ST. MARY'S	01/19/	* 29	2-9	.22	1-6	.16	0-0	.00	0 1 1 3 1 3	2 2 2 0 5 6.5	
at Sacred Heart	01/21/	* 23	0-9	.00	0-5	.00	0-0	.00	2 2 4 3 2 3	0 3 1 0 0 6.1	
at Saint Francis (PA)	01/24/	* 8	2-4	.50	0-1	.00	1-1	1.00	1 0 1 3 1 2	0 0 0 0 5 6.0	
at Robert Morris	01/26/	* 24	4-8	.50	3-6	.50	2-2	1.00	1 3 4 3 1 2	1 2 1 1 13 6.4	
BRYANT	01/31/	* 17	2-7	.28	0-3	.00	0-0	.00	1 2 3 3 1 5	1 2 2 1 4 6.3	
LIU BROOKLYN	02/02/	* 19	2-6	.33	1-4	.25	0-0	.00	1 2 3 3 1 2	0 0 0 0 5 6.2	
at St. Francis Brooklyn	02/07/	* 16	1-1	1.00	0-0	.00	0-0	.00	0 0 0 3 0 2	0 2 2 1 2 6.0	
at LIU Brooklyn	02/09/	* 23	5-15	.33	0-5	.00	1-2	.50	5 2 7 3 1 3	0 1 0 0 11 6.2	
CENTRAL CONN. ST.	02/14/	* 10	1-2	.50	0-1	.00	1-2	.50	0 1 1 3 0 5	0 0 0 0 3 6.1	
at Mount St. Mary's	02/16/	* 10	4-8	.50	2-5	.40	0-0	.00	1 0 1 3 0 3	0 1 0 0 10 6.3	
at Bryant	02/21/	* 18	4-10	.40	2-6	.33	0-0	.00	0 1 1 2 9 4	0 0 2 0 10 6.4	
at Fairleigh Dickinson	02/23/	* 19	8-13	.61	4-7	.57	2-2	1.00	2 1 3 2 9 4	0 0 0 0 22 7.0	
SAINT FRANCIS (PA)	02/28/	* 18	5-9	.55	1-5	.20	0-3	.00	3 0 3 2 9 4	1 0 0 1 11 7.2	
ROBERT MORRIS	03/02/	* 13	1-6	.16	0-2	.00	0-0	.00	1 1 2 2 9 2	0 0 0 0 2 7.0	
at Fairleigh Dickinson	03/06/	* 18	1-5	.20	0-3	.00	0-0	.00	2 2 4 2 9 3	1 2 0 1 2 6.8	
Totals		16	550	73-211	.34	33-119	.27	12-19	.63	31 50 81 2.9	86 19 35 18 14 191 6.8

Games played: 28
Minutes/game: 19.6
Points/game: 6.8
FG Pct: 34.6
3FG Pct: 27.7
FT Pct: 63.2

Rebounds/game: 2.9
Assists/game: 0.7
Turnovers/game: 1.3
Assist/turnover ratio: 0.5
Steals/game: 0.5
Blocks/game: 0.6

Opponent	Date	gs	min	Total	3-Pointers	Free throws	Rebounds	pts	avg		
				fg-fga	3fg-fga	ft-fta	off def tot				
at NJIT	11/11/17	* 19	1-7	.143	1-4	.250	0-0	.000	1 0 1 1.0	3 1 2 0 1 3 3.0	
at Mizou	11-13-17	* 10	1-3	.333	1-3	.333	0-0	.000	0 2 2 1.5	5 0 4 0 0 3 3.0	
AMERICAN	11/18/17	* 21	3-6	.500	1-2	.500	0-0	.000	3 5 8 3.7	5 0 2 0 0 7 4.3	
STATEN ISLAND	11/21/17	* 27	2-6	.333	1-5	.200	6-6	1.000	4 10 14 6.3	2 5 3 4 0 11 6.0	
at HARTFORD	11/26/17	* 17	3-6	.500	1-4	.250	0-0	.000	2 0 2 5.4	3 1 2 0 0 7 6.2	
FAIRFIELD	12/11/17	* 17	5-7	.714	4-5	.800	0-2	.000	1 3 4 5.2	4 1 2 0 1 14 7.5	
UMASS LOWELL	12/15/17	* 32	4-8	.500	3-6	.500	3-4	.750	0 7 7 5.4	3 0 0 3 1 14 8.4	
MERCY	12/10/17	dnp	-	-	-	-	-	-	-	-	
at Rider University	12/16/17	* 17	1-5	.200	0-2	.000	0-0	.000	1 1 2 5.0	5 0 1 1 0 2 7.6	
at Seton Hall	12/20/17	* 30	4-13	.308	2-9	.222	2-2	1.000	2 2 4 4.9	3 0 1 2 1 12 8.1	
at Dayton	12/23/17	* 26	2-7	.286	2-6	.333	0-0	.000	0 6 6 5.0	4 1 2 1 0 6 7.9	
MOUNT ST. MARY'S	12/29/17	* 11	1-3	.333	0-1	.000	0-0	.000	3 1 4 4.9	2 1 2 0 0 2 7.4	
at St. Francis Brooklyn	12/31/17	* 12	0-1	.000	0-1	.000	0-0	.000	0 0 0 4.5	3 0 1 1 0 0 6.8	
SACRED HEART	01/04/18	* 21	2-6	.333	1-4	.250	0-0	.000	1 1 2 4.3	4 1 1 2 1 5 6.6	
FAIRLEIGH DICKINSON	01/06/18	* 19	4-7	.571	2-3	.667	1-1	1.000	2 1 3 4.2	3 1 2 1 2 11 6.9	
at Bryant	01/11/18	* 23	1-4	.250	1-3	.333	0-0	.000	0 5 5 4.3	5 3 2 0 1 3 6.7	
at LIU Brooklyn	01/13/18	* 19	2-6	.333	1-2	.500	2-2	1.000	2 3 5 4.3	3 0 0 0 0 7 6.7	
SAINT FRANCIS U	01/18/18	dnp	-	-	-	-	-	-	-	-	
ROBERT MORRIS	01/20/18	dnp	-	-	-	-	-	-	-	-	
at SFU	1/26/18	dnp	-	-	-	-	-	-	-	-	
at Robert Morris	01/28/18	dnp	-	-	-	-	-	-	-	-	
CENTRAL CONNECTICUT	02/01/18	dnp	-	-	-	-	-	-	-	-	
ST. FRANCIS BROOKLYN	02/03/18	dnp	-	-	-	-	-	-	-	-	
BRYANT	02/08/18	* 11	0-2	.000	0-2	.000	0-0	.000	1 1 2 4.2	3 0 1 0 0 0 6.3	
at Fairleigh Dickinson	02/11/18	* 0	0-0	.000	0-0	.000	0-0	.000	1 0 1 4.0	0 0 0 0 0 0 5.9	
at Sacred Heart	2/15/18	* 15	3-3	1.000	3-3	1.000	0-0	.000	1 2 3 3.9	5 2 0 0 1 9 6.1	
LIU BROOKLYN	02/17/18	* 17	6-11	.545	3-7	.429	0-0	.000	3 2 5 4.0	4 1 0 0 0 0 15 6.6	
at Central Connecticut	02/22/18	* 5	0-0	.000	0-0	.000	0-0	.000	2 0 2 3.9	0 0 0 0 0 0 6.2	
at Mount St. Mary's	2/24/18	* 10	0-2	.000	0-2	.000	0-0	.000	0 1 1 3.8	1 0 1 0 0 1 0 6.0	
CENTRAL CONNECTICUT	02/28/18	* 24	4-11	.364	2-7	.286	0-0	.000	0 5 5 3.8	3 2 0 0 0 0 10 6.1	
ROBERT MORRIS	03/03/18	* 4	0-0	.000	0-0	.000	0-0	.000	0 0 0 3.7	2 0 0 0 0 0 5.9	
LIU BROOKLYN	03/06/18	* 14	0-6	.000	0-4	.000	0-0	.000	4 2 6 3.8	2 0 0 0 1 0 5.6	
at Baylor	03/13/18	* 20	3-7	.429	1-3	.333	0-0	.000	1 2 3 3.7	4 1 1 0 0 7 5.7	
Totals		16	441	52-137	.380	30-88	.341	14-17	.824	35 62 97 3.7	81 5 21 29 16 10 148 5.7

Games played: 26
Minutes/game: 17.0
Points/game: 5.7
FG Pct: 38.0
3FG Pct: 34.1
FT Pct: 82.4

Rebounds/game: 3.7
Assists/game: 0.8
Turnovers/game: 1.1
Assist/turnover ratio: 0.7
Steals/game: 0.4
Blocks/game: 0.6

Season	gp-gs		min/avg		Total		3-Point		F-Throws			Rebounds				Scoring						
	gp	gs	min	avg	fg-fga	pct	fg-fga	pct	ft-fta	pct	off	def	tot	avg	pf	fo	ast	to	blk	stl	pts	av
2017-1	26	16	441	17.0	52-137	.380	30-88	.341	14-17	.824	35	62	97	3.7	81	5	21	29	16	10	148	5.7
2018-1	28	16	550	19.6	73-211	.346	33-119	.277	12-19	.632	31	50	81	2.9	86	5	19	35	18	14	191	6.8
TOTAL	54	32	991	18.4	125-348	.359	63-207	.304	26-36	.722	66	112	178	3.3	167	10	40	64	34	24	339	6.2



**12 - CHASE FREEMAN
JUNIOR - GUARD - 5-11 - 180
GALLATIN, TN/STATION CAMP**



2018-19 Sophomore Season

Evolved as the Seahawks' starting point guard ... Saw action in 23 games with 16 starts ... Team-leader in assists seven times on the season ... His 3.0 assists per game marked the biggest improvement among all NEC players as he averaged 1.0 per game as a freshman Finished fourth on the team in scoring (6.2) ... Hit for career-high 17 points in win at Hartford (12/22) ... Dished out four or more assists in a game eight times, headlined by a career-high of 9 vs. New Rochelle (12/9) ... Missed seven games due to injury.

NEC Winter Academic Honor Roll (2017-18)

2017-18 Freshman Season

Played in 32 games for the Seahawks during the 2017-18 season... Made the start in 11 contests... Logged 12.8 minutes of action while averaging 2.8 points per game, 1.2 rebounds per game while dishing out 1.0 assist per game... Shot 42.9 percent from the floor and a team-leading 83.3 percent from the free-throw line... Made his collegiate debut in the season opener on the road at NJIT (11/11/17), appearing in the final moments of the contest... Scored his first collegiate points on the road at Missouri (11/13/17)... Scored a season-high nine points, twice, the last coming against Sacred Heart on the road (2/15/18)... Earned his first collegiate start at home against Saint Francis U (1/18/18), logging 34 minutes while scoring seven points... Dished out a career-high five assists against Staten Island (11/21/17).

Before Wagner: Attended Station Camp High in Gallatin, TN... Arrives on Grymes Hill after decommitting from East Tennessee State University... Averaged 19.9 points per game, 4.1 assists per game, 3.9 rebounds per game while shooting 50 percent from the field, and 83.3 percent from the charity stripe... Two-time Player of the Year and All-Summer County Team selection... Amassed 1,136 career points during his high school career ... Three-year starter for the Bison... Led the program to a combined 110-27 record, with three District Championships and two Region Championships while advancing to the State Final Four during the 2015-16 campaign.... Earned the Tennessee Sports Writers Association All-State Basketball Team, a Class AAA Team selection, two-time County Player of the Year and two-time All-State Selection... Was a four-year member of the school's soccer team as well, leading the team to a state championship.

Career Highs:

Points: 9 (2x, last @ Sacred Heart 2/15/18) Minutes: 34 (vs SFU 1/18/18) Rebounds: 5 (vs Bryant 2/8/18), Assists: 5 (vs CSI (11/21/17), Steals: 3 (vs CCSU 2/22/18) Blocks: 1 (vs RMU 1/28/18), FG Made: 3 (2x, last @ SHU 2/15/18), FG Att: 6 (vs Mercy 12/10/17), 3PT Made: 3 (@ SHU 2/15/18) 3 PT Att: 5 (@ SHU 2/15/18) FT Made: 5 (vs CSI 11/21/17), FT Att: 6 (vs CSI 11/21/17)

All games

#12 Chase Freeman

Opponent	Date	gs	min	Total		3-Pointers		Free throws		Rebounds				pf	a	t/o	blk	stl	pts	avg
				fg-fga	pct	3fg-fga	pct	ft-fta	pct	off	def	tot	avg							
at Seton Hall	11/05/	*	27	0-2	.00	0-2	.00	2-2	1.00	0	3	3	3.0	3	2	4	0	0	2	2.0
Totals		1	27	0-2	.00	0-2	.00	2-2	1.00	0	3	3	3.0	3	2	4	0	0	2	2.0

Games played: 1
Minutes/game: 27.0
Points/game: 2.0
FG Pct: 0.0
3FG Pct: 0.0
FT Pct: 100.0

Rebounds/game: 3.0
Assists/game: 2.0
Turnovers/game: 4.0
Assist/turnover ratio: 0.5

Chase Freeman

Season	gp-gs	min/avg	Total		3-Point		F-Throws		Rebounds				Scoring							
			fg-fga	pct	fg-fga	pct	ft-fta	pct	off	def	tot	avg	pf	fo	ast	to	blk	stl	pts	avg
2017-1	32-11	408/12.8	24-56	.429	10-31	.323	30-36	.833	7	31	38	1.2	36	0	32	18	1	11	88	2.8
2018-1	23-16	660/28.7	39-112	.348	23-67	.343	41-48	.854	7	32	39	1.7	41	0	68	43	0	21	142	6.2
2019-2	1-1	27/27.0	0-2	.000	0-2	.000	2-2	1.00	0	3	3	3.0	3	0	2	4	0	0	2	2.0
TOTAL	56-28	1095/19.1	63-170	.371	33-100	.330	73-86	.849	14	66	80	1.4	80	0	102	65	1	32	232	4.1



12 - CHASE FREEMAN JUNIOR - GUARD - 5-11 - 180 GALLATIN, TN/STATION CAMP

2018-19 GAME-BY-GAME STATISTICS 2017-18 GAME-BY-GAME STATISTICS

Opponent	Date	gs	min	Total fg-fga	pct	3-Pointers 3fg-fga	pct	Free throws ft-fa	pct	Rebounds off	def	tot	avg	pf	a	t/o	b/kl	stl	pts	avg
at Seton Hall	11/06/	* 28		2-3	.66	0-0	.00	0-0	.00	1	2	3	3.0	1	2	2	0	1	4	4.0
CORTLAND	11/13/	dnp		-	-	-	-	-	-	-	-	-	-	-	-	-	-	-	-	-
at Fairfield	11/17/	dnp		-	-	-	-	-	-	-	-	-	-	-	-	-	-	-	-	-
NJIT	11/20/	dnp		-	-	-	-	-	-	-	-	-	-	-	-	-	-	-	-	-
RIDER	11/24/	dnp		-	-	-	-	-	-	-	-	-	-	-	-	-	-	-	-	-
at AMERICAN	11/30/	* 22	2-2	1.00	1-1	1.00	7-8	.87	0	0	0	1.5	3	2	5	0	0	0	12	8.0
NEW ROCHELLE	12/09/	* 24	4-5	.80	2-3	.66	2-2	1.00	1	1	2	1.7	2	9	1	0	0	12	9.3	
at St. John's	12/16/	* 35	3-8	.37	2-6	.33	0-1	.00	0	3	3	2.0	2	4	2	0	1	8	9.0	
HARTFORD	12/22/	* 40	3-7	.42	1-4	.25	10-12	.83	0	2	2	2.0	3	4	4	0	1	17	10.6	
at Saint Joseph's	12/29/	* 38	1-3	.33	1-2	.50	0-0	.00	0	3	3	2.2	1	4	2	0	1	3	9.3	
at Central Conn. St.	01/03/	* 30	3-6	.50	3-5	.60	1-2	.50	0	1	1	2.0	0	5	0	0	1	10	9.4	
ST. FRANCIS BROOK	01/05/	* 32	0-6	.00	0-5	.00	1-2	.50	1	0	1	1.9	4	4	3	0	0	1	8.4	
SACRED HEART	01/10/	* 37	4-10	.40	3-7	.42	2-2	1.00	0	7	7	2.4	1	5	3	0	1	13	8.9	
FAIRLEIGH DICKINSON	01/12/	* 37	0-3	.00	0-2	.00	0-0	.00	0	3	3	2.5	1	4	2	0	1	0	8.0	
MOUNT ST. MARY'S	01/19/	* 35	3-6	.50	1-3	.33	0-0	.00	0	1	1	2.4	0	2	0	0	1	7	7.9	
at Sacred Heart	01/21/	* 25	0-3	.00	0-1	.00	0-0	.00	2	1	3	2.4	1	2	2	0	2	0	7.3	
at Saint Francis (PA)	01/24/	* 32	3-6	.50	3-6	.50	4-4	1.00	0	1	1	2.3	4	4	1	0	4	13	7.7	
at Robert Morris	01/26/	* 33	1-6	.16	1-4	.25	0-0	.00	0	0	0	2.1	4	2	1	0	1	3	7.4	
BRYANT	01/31/	* 37	5-11	.45	3-8	.37	1-2	.50	0	2	2	2.1	1	3	6	0	1	14	7.8	
LIU BROOKLYN	02/02/	* 16	0-1	.00	0-0	.00	2-2	1.00	0	1	1	2.1	1	1	2	0	2	2	7.4	
CENTRAL CONN. ST.	02/14/	28	3-7	.42	2-3	.66	2-2	1.00	0	0	0	1.9	2	5	1	0	0	10	7.6	
at Mount St. Mary's	02/16/	19	0-2	.00	0-2	.00	2-2	1.00	0	0	0	1.8	0	4	0	0	0	2	7.3	
at Bryant	02/21/	25	0-5	.00	0-0	.00	0-0	.00	0	1	1	1.8	3	3	1	0	2	0	6.9	
at Fairleigh Dickinson	02/23/	15	0-0	.00	0-0	.00	2-2	1.00	1	0	1	1.8	0	0	1	0	0	2	6.7	
SAINT FRANCIS (PA)	02/28/	24	1-7	.14	0-2	.00	3-3	1.00	1	2	3	1.8	2	1	1	0	0	5	6.6	
ROBERT MORRIS	03/02/	30	0-4	.00	0-3	.00	2-2	1.00	0	1	1	1.8	0	2	0	0	1	2	6.4	
at Fairleigh Dickinson	03/06/	* 18	1-1	1.00	0-0	.00	0-0	.00	0	0	0	1.7	1	0	3	0	0	2	6.2	
Totals		16	660	39-112	.34	23-67	.34	41-48	.85	7	32	39	17.1	68	43	0	21	142	6.2	

Games played: 23 Rebounds/game: 1.7
Minutes/game: 28.7 Assists/game: 3.0
Points/game: 6.2 Turnovers/game: 1.9
FG Pct: 34.8 Assist/turnover ratio: 1.6
3FG Pct: 34.3 Steals/game: 0.9
FT Pct: 85.4

Opponent	Date	gs	min	Total fg-fga	pct	3-Pointers 3fg-fga	pct	Free throws ft-fa	pct	Rebounds off	def	tot	avg	pf	a	t/o	b/kl	stl	pts	avg
at NJIT	11/11/17	0	0-0	.000	0-0	.000	0-0	.000	0	0	0	0.0	0	0	0	0	0	0	0	0.0
at Mizou	11-13-17	7	0-0	.000	0-0	.000	2-2	1.000	1	1	2	1.0	0	1	0	0	0	0	2	1.0
AMERICAN	11/18/17	6	0-0	.000	0-0	.000	0-0	.000	0	0	0	0.0	0	0	0	0	0	0	0	0.0
STATEN ISLAND	11/21/17	23	2-3	.667	0-1	.000	5-6	.833	0	1	1	0.8	3	5	1	0	2	9	2.8	
at HARTFORD	11/26/17	4	0-0	.000	0-0	.000	0-0	.000	0	0	0	0.0	0	0	0	0	0	0	0	0.0
FAIRFIELD	12/11/17	2	1-1	1.000	1-1	1.000	0-0	.000	0	0	0	0.0	0	0	0	0	0	0	3	2.3
UMASS LOWELL	12/5/17	7	2-2	1.000	1-1	1.000	0-0	.000	1	0	1	0.6	2	2	2	0	1	5	2.7	
MERCY	12/10/17	21	2-6	.333	1-3	.333	3-3	1.000	0	3	3	0.9	2	1	1	0	1	8	3.4	
at Rider University	12/16/17	7	0-1	.000	0-1	.000	2-2	1.000	0	0	0	0.8	0	1	1	0	0	2	3.2	
at Seton Hall	12/20/17	7	0-0	.000	0-0	.000	2-2	1.000	1	2	3	1.0	1	3	0	0	0	2	3.1	
at Dayton	12/23/17	8	0-1	.000	0-1	.000	0-0	.000	0	0	0	0.9	0	1	0	0	0	0	2.8	
MOUNT ST. MARY'S	12/29/17	15	0-2	.000	0-2	.000	4-4	1.000	0	0	0	0.8	2	1	0	0	0	4	2.9	
at St. Francis Brooklyn	12/31/17	16	2-2	1.000	0-0	.000	0-0	.000	1	2	3	1.0	0	2	1	0	0	4	3.0	
SACRED HEART	01/04/18	7	0-0	.000	0-0	.000	0-0	.000	0	0	0	0.9	2	0	0	0	0	0	2.8	
FAIRLEIGH DICKINSON	01/06/18	1	0-0	.000	0-0	.000	0-0	.000	0	0	0	0.0	0	0	0	0	0	0	0	0.0
at Bryant	01/11/18	14	1-1	1.000	0-0	.000	1-2	.500	0	0	0	0.8	1	2	0	0	0	3	2.6	
at LIU Brooklyn	01/13/18	dnp		-	-	-	-	-	-	-	-	-	-	-	-	-	-	-	-	-
SAINT FRANCIS U	01/18/18	* 34	3-5	.600	0-0	.000	1-1	1.000	1	2	3	0.9	2	2	3	0	1	7	2.9	
ROBERT MORRIS	01/20/18	* 19	0-3	.000	0-2	.000	0-0	.000	0	0	0	0.9	3	2	0	0	1	0	2.7	
at SFU	1/26/18	17	1-5	.200	1-4	.250	1-2	.500	0	1	1	0.9	2	1	0	0	1	4	2.8	
at Robert Morris	01/28/18	* 23	2-2	1.000	1-1	1.000	1-1	1.000	0	4	4	1.1	1	1	0	1	0	6	3.0	
CENTRAL CONNECTICUT	02/01/18	* 15	1-2	.500	1-1	1.000	0-0	.000	0	1	1	1.0	2	1	1	0	0	3	3.0	
ST. FRANCIS BROOKLYN	02/03/18	* 25	2-3	.667	0-1	.000	3-4	.750	0	4	4	1.2	2	0	0	0	0	7	3.1	
BRYANT	02/08/18	* 32	0-4	.000	0-2	.000	0-1	.000	0	1	4	5	1.3	0	3	2	0	0	3.0	
at Fairleigh Dickinson	02/11/18	* 10	0-1	.000	0-0	.000	0-0	.000	0	0	0	1.3	1	0	0	0	0	0	2.9	
at Sacred Heart	2/15/18	* 19	3-5	.600	3-5	.600	0-0	.000	0	1	1	1.3	2	2	1	0	1	9	3.1	
LIU BROOKLYN	02/17/18	* 12	1-2	.500	1-2	.500	0-0	.000	0	0	0	1.2	0	1	0	0	0	3	3.1	
at Central Connecticut	02/22/18	* 17	1-1	1.000	0-0	.000	0-0	.000	0	0	0	1.2	1	0	0	0	0	3	2.3	
at Mount St. Mary's	2/24/18	19	0-3	.000	0-3	.000	2-2	1.000	1	3	4	1.3	4	0	1	0	0	2	3.0	
CENTRAL CONNECTICUT	02/28/18	4	0-0	.000	0-0	.000	1-2	.500	0	0	0	1.2	0	0	1	0	0	1	3.0	
ROBERT MORRIS	03/03/18	12	0-1	.000	0-0	.000	2-2	1.000	0	1	1	1.2	2	0	1	0	0	2	2.9	
LIU BROOKLYN	03/06/18	2	0-0	.000	0-0	.000	0-0	.000	0	0	0	1.2	0	0	0	0	0	0	2.8	
at Baylor	03/13/18	3	0-0	.000	0-0	.000	0-0	.000	0	1	1	1.2	0	0	0	0	0	0	2.8	
Totals		11	408	24-56	.429	10-31	.323	30-36	.833	7	31	38	12.36	32	18	1	11	88	2.8	

Games played: 32 Rebounds/game: 1.2
Minutes/game: 12.8 Assists/game: 1.0
Points/game: 2.8 Turnovers/game: 0.6
FG Pct: 42.9 Assist/turnover ratio: 1.8
3FG Pct: 32.3 Steals/game: 0.3
FT Pct: 83.3 Blocks/game: 0.0



13 - TYRONE NESBY IV
SOPHOMORE - GUARD - 6-5 - 200
LAS VEGAS, NV / READING / SCOTLAND CAMPUS PREP



2018-19 Freshman Season

Saw action in 25 games with 11 starts ... Averaged 3.3 points and 1.5 rebounds in 11.7 minutes of playing time per game ... Tossed in a career-high 11 points vs. New Rochelle (12/9) ... Also had a 10-point game vs. LIU Brooklyn (2/2) ... Had consecutive nine-point outings late in the season vs. LIU Brooklyn (2/9) and CCSU (2/14) ... Pulled down career-high five rebounds vs the College of New Rochelle (12/9/18).

Prior To Wagner:

A 6-5 combo guard, Nesby IV attended Reading High School before spending a year at Scotland Campus Sports in Scotland, PA. At Reading, Nesby IV averaged 14.0 ppg to go along with 5.0 rebounds a contest. A 1,000 point scorer, Nesby IV helped lead the Red Knights to a 33-3 overall record and a perfect 12-0 conference record in 2016-17. Nesby IV scored 20 points January 7 vs. McCaskey, before he netted a season-best 22 points against Wilson on January 12. In the Class 6A title game, Nesby IV scored 11 points and assisted on the game-clinching basket in the Red Knights' 64-60 state championship win over Pine-Richland... Is the son of Luanna and former NBA player, Tyrone Nesby Sr., who starred the University of Nevada-Las Vegas (UNLV) from 1996-1998 before embarking on a professional career. Following a stint in the Continental Basketball Association (CBA) with the Sioux Falls Skyforce, Nesby joined the Los Angeles Clippers (NBA) in 1999-2000, where he averaged 10.1 ppg in his rookie season. He concluded his NBA career with the Washington Wizards in 2002 and is now the head coach at Muhlenberg (PA) High School.

Career Highs:

Points: 12 (vs Seton Hall 11/5/19), Minutes: 25 (at LIU 2/9/19), Field Goals Made: 4 (2x, last 11/5/19 at Seton Hall), Field Goal Attempts: 10 (vs New Rochelle 12/9/18), 3 PT FG Made: 4 (vs Seton Hall 11/5/19), 3 Point FG Attempts: 6 (11/13/18 vs Cortland), FT Made: 2 (2/2/19 vs LIU), FT Attempts: 2 (2/2/19 vs LIU), Rebounds: 5 (12/9/18 vs New Rochelle), Assists: 1 (2/9/19 at LIU) Blocks: 1 (1/31/19 vs Bryant) Steals: 2 (1/21/19 at SHU)

All games

#13 Tyrone Nesby IV

Opponent	Date	gs	min	Total		3-Pointers		Free throws		Rebounds				pf	a	t/o	blk	stl	pts	avg
				fg-fga	pct	3fg-fga	pct	ft-fta	pct	off	def	tot	avg							
at Seton Hall	11/05/	*	22	4-9	.44	4-7	.57	0-0	.00	0	2	2	2.0	4	0	0	0	0	12	12.0
Totals		1	22	4-9	.44	4-7	.57	0-0	.00	0	2	2	2.0	4	0	0	0	0	12	12.0

Games played: 1
 Minutes/game: 22.0
 Points/game: 12.0
 FG Pct: 44.4
 3FG Pct: 57.1

Rebounds/game: 2.0

Nesby IV, Tyrone

Season	gp-gs	min/avg	Total		3-Point		F-Throws		Rebounds				Scoring							
			fg-fga	pct	fg-fga	pct	ft-fta	pct	off	def	tot	avg	pf	fo	ast	to	blk	stl	pts	avg
2018-1	25-11	287/11.5	29-97	.299	18-68	.265	6-9	.667	12	26	38	1.5	34	0	9	10	4	15	82	3.3
2019-2	1-1	22/22.0	4-9	.444	4-7	.571	0-0	.000	0	2	2	2.0	4	0	0	0	0	0	12	12.0
TOTAL	26-12	309/11.9	33-106	.311	22-75	.293	6-9	.667	12	28	40	1.5	38	0	9	10	4	15	94	3.6



13 - TYRONE NESBY IV
SOPHOMORE - GUARD - 6-5 - 200
LAS VEGAS, NV / READING / SCOTLAND CAMPUS PREP

2018-19 GAME-BY-GAME STATISTICS

Opponent	Date	gs	min	Total		3-Pointers		Free throws		Rebounds				pts	avg					
				fg-fga	pct	3fg-fga	pct	ft-fa	pct	off	def	tot	avg							
at Seton Hall	11/06/	2	0-1	.00	0-1	.00	0-0	.00	1	0	1	1.0	1	0	0	0	0.0			
at UMass Lowell	11/10/	6	1-3	.33	1-3	.33	0-0	.00	0	2	2	1.5	0	0	0	0	1.5			
CORTLAND	11/13/	* 20	2-9	.22	1-6	.16	0-0	.00	2	2	4	2.3	3	1	1	0	5.2			
at Fairfield	11/17/	* 4	0-1	.00	0-1	.00	0-0	.00	0	0	0	1.8	0	0	1	1	0.0			
NJIT	11/20/	dnp	-	-	-	-	-	-	-	-	-	-	-	-	-	-	-			
RIDER	11/24/	6	0-1	.00	0-1	.00	0-2	.00	0	1	1	1.6	0	1	0	1	1.0			
at AMERICAN	11/30/	dnp	-	-	-	-	-	-	-	-	-	-	-	-	-	-	-			
NEW ROCHELLE	12/09/	16	4-10	.40	1-5	.20	2-2	1.00	1	4	5	2.2	1	1	1	0	11.3			
at St. John's	12/16/	3	1-2	.50	1-1	1.00	2-2	1.00	0	0	0	1.9	1	0	0	0	5.3			
HARTFORD	12/22/	2	0-1	.00	0-1	.00	0-0	.00	0	0	0	1.6	0	0	0	0	3.0			
at Saint Joseph's	12/29/	2	0-0	.00	0-0	.00	0-0	.00	0	0	0	1.4	0	0	0	0	2.7			
at Central Conn. St.	01/03/	2	0-0	.00	0-0	.00	0-0	.00	0	0	0	1.3	0	0	0	0	2.4			
ST. FRANCIS BROOK	01/05/	2	0-0	.00	0-0	.00	0-0	.00	0	0	0	1.2	0	0	0	0	2.2			
SACRED HEART	01/10/	dnp	-	-	-	-	-	-	-	-	-	-	-	-	-	-	-			
FAIRLEIGH DICKINS	01/12/	dnp	-	-	-	-	-	-	-	-	-	-	-	-	-	-	-			
MOUNT ST. MARY'S	01/19/	2	0-0	.00	0-0	.00	0-1	.00	0	0	0	1.1	0	1	0	0	2.0			
at Sacred Heart	01/21/	11	2-7	.28	2-4	.50	0-0	.00	1	2	3	1.2	3	1	1	0	6.2			
at Saint Francis (PA)	01/24/	* 19	3-6	.50	1-4	.25	0-0	.00	0	0	0	1.1	3	2	1	0	7.2			
at Robert Morris	01/26/	* 7	1-2	.50	0-1	.00	0-0	.00	0	0	0	1.1	0	0	0	0	2.6			
BRYANT	01/31/	* 12	2-9	.22	1-4	.25	0-0	.00	1	3	4	1.3	3	0	0	1	5.2			
LIU BROOKLYN	02/02/	* 18	3-6	.50	2-5	.40	2-2	1.00	2	0	2	1.3	3	0	2	0	10.3			
at St. Francis Brooklyn	02/07/	* 7	0-2	.00	0-2	.00	0-0	.00	0	0	0	1.2	0	0	0	0	3.0			
at LIU Brooklyn	02/09/	* 25	3-8	.37	3-3	1.00	0-0	.00	2	1	3	1.3	2	1	2	0	9.3			
CENTRAL CONN. ST.	02/14/	* 28	3-6	.50	3-5	.60	0-0	.00	1	2	3	1.4	1	0	0	0	9.3			
at Mount St. Mary's	02/16/	* 19	2-5	.40	2-5	.40	0-0	.00	0	4	4	1.5	4	0	0	0	6.3			
at Bryant	02/21/	5	0-0	.00	0-0	.00	0-0	.00	0	2	2	1.5	0	0	0	0	3.5			
at Fairleigh Dickinson	02/23/	17	0-3	.00	0-3	.00	0-0	.00	1	0	1	1.5	2	0	1	0	3.4			
SAINT FRANCIS (PA)	02/28/	dnp	-	-	-	-	-	-	-	-	-	-	-	-	-	-	-			
ROBERT MORRIS	03/02/	21	1-6	.16	0-5	.00	0-0	.00	0	3	3	1.6	3	0	0	0	2.3			
at Fairleigh Dickinson	03/06/	* 31	1-9	.11	0-8	.00	0-0	.00	0	0	0	1.5	4	1	0	1	4.2			
Totals		11	287	29-97	.29	18-68	.26	6-9	.66	12	26	38	1.5	34	9	10	4	15	82	3.3

Games played: 25
Minutes/game: 11.5
Points/game: 3.3
FG Pct: 29.9
3FG Pct: 26.5
FT Pct: 66.7

Rebounds/game: 1.5
Assists/game: 0.4
Turnovers/game: 0.4
Assist/turnover ratio: 0.9
Steals/game: 0.6
Blocks/game: 0.2



33 - CURTIS COBB
GR - GUARD - 6-4 - 190
FALL RIVER, MA / UMASS



Before Wagner: Curtis Cobb, earned his undergraduate degree from UMass un May and will compete as a graduate student for the Seahawks this season, averaged 8.4 points, 3.4 rebounds and 2.4 assists for the Minutemen in 2018-19 while seeing action in 23 games, with 12 starts. In his one season at the Atlantic 10 program, Cobb recorded a season-high 17 points vs. Arkansas Pine-Bluff, 10 rebounds vs, La Salle, and seven assists at Saint Joseph's.

Prior to his sitting out the 2017-18 season at UMass due to NCAA transfer guidelines, Cobb played two seasons at Fairfield University, where he averaged 11.5 points, 4.0 rebounds and 2.0 assists per game over 60 contests, 50. During his two seasons with the Stags, Cobb shot 41.1 percent overall (257-of-625) and hit 34.8 percent of his 3-pointers (100-of-287).

The highlight of his two-year Fairfield career was a school-record 46-point outburst in a win at Manhattan on January 5, 2017, a game where he shot 16-of-23 from the field, including 9-of-12 from three-point range. This 46-point outing went as the sixth-highest output across all of NCAA Division I during the 2016-17 season.

As a sophomore that season, Cobb hit for 12.1 points per game after averaging 10.8 ppg, as a freshman in 2015-16 and improved to 12.1 per, reaching double- figures in points in 33 games, including 11 games in which he scored 20 or more points.

Prior to embarking in his collegiate career, Cobb ranked sixth in Massachusetts (Class of 2015) by ESPN and was rated a three-star recruit by several recruiting services, including Scout, Rivals, Yahoo Sports and 247Sports.

Additionally, Cobb earned All-New England Preparatory School Athletic Council (NEPSA) First-Team honors as a member of Wilbraham & Monsoon Academy, where he was also a 2015 McDonald's All-America nominee.

#33 Curtis Cobb

Opponent	Date	gs	min	Total		3-Pointers		Free throws		Rebounds				pf	a	t/o	blk	stl	pts	avg
				fg-fga	pct	3fg-fga	pct	ft-fta	pct	off	def	tot	avg							
at Seton Hall	11/05/	*	28	2-9	.22	1-8	.12	2-3	.66	0	2	2	2.0	4	1	6	0	1	7	7.0
Totals		1	28	2-9	.22	1-8	.12	2-3	.66	0	2	2	2.0	4	1	6	0	1	7	7.0

Games played: 1
 Minutes/game: 28.0
 Points/game: 7.0
 FG Pct: 22.2
 3FG Pct: 12.5
 FT Pct: 66.7

Rebounds/game: 2.0
 Assists/game: 1.0
 Turnovers/game: 6.0
 Assist/turnover ratio: 0.2
 Steals/game: 1.0

Curtis Cobb - GAME HIGHS

Points	7	at Seton Hall (11/05/19)
Field Goals Made	2	at Seton Hall (11/05/19)
Field Goal Attempts	9	at Seton Hall (11/05/19)
3-Point Field Goals Made	1	at Seton Hall (11/05/19)
3-Point FG Attempts	8	at Seton Hall (11/05/19)
Free Throws Made	2	at Seton Hall (11/05/19)
Free Throw Attempts	3	at Seton Hall (11/05/19)
Rebounds	2	at Seton Hall (11/05/19)
Assists	1	at Seton Hall (11/05/19)
Steals	1	at Seton Hall (11/05/19)
Turnovers	6	at Seton Hall (11/05/19)
Fouls	4	at Seton Hall (11/05/19)
Minutes	28	at Seton Hall (11/05/19)



22 - JA'MIER FLETCHER
FRESHMAN - FORWARD - 6-7 - 230
PITTSBURGH, PA/ FIRST LOVE CHRISTIAN ACADEMY (VA)



Before Wagner: Ja'Mier Fletcher is a big, strong and physical force from western Pennsylvania, who enjoyed a highly-productive high school career where he scored more than 1,000 points and 1,000 rebounds. Before transferring to First Love Christian, where he averaged a double-double, at 12.7 points per game, and 10.5 rebounds against a national prep school schedule, Fletcher was standout at Steel Valley High School in Pittsburgh where he was regarded as one of the top big men in the WPIAL after averaging 19 points and 17 rebounds. Known for his high motor and relentless work ethic, Fletcher once poured in 26 points and pulled down 19 rebounds in leading Steel Valley to a Section4-AAA double-overtime victory over West Mifflin High School. Additionally, Fletcher has further honed his skills competing in AAU basketball as a member of the Ohio Basketball Knights.

#22 Ja'Mier Fletcher

Opponent	Date	gs	min	Total		3-Pointers		Free throws		Rebounds				pf	a	t/o	blk	stl	pts	avg
				fg-fga	pct	3fg-fga	pct	ft-fta	pct	off	def	tot	avg							
at Seton Hall	11/05/		19	2-3	.66	0-0	.00	1-2	.50	3	2	5	5.0	3	0	2	0	0	5	5.0
Totals		0	19	2-3	.66	0-0	.00	1-2	.50	3	2	5	5.0	3	0	2	0	0	5	5.0

Games played: 1
 Minutes/game: 19.0
 Points/game: 5.0
 FG Pct: 66.7
 FT Pct: 50.0

Rebounds/game: 5.0
 Turnovers/game: 2.0

Ja'Mier Fletcher - GAME HIGHS

Points	5	at Seton Hall (11/05/19)
Field Goals Made	2	at Seton Hall (11/05/19)
Field Goal Attempts	3	at Seton Hall (11/05/19)
Free Throws Made	1	at Seton Hall (11/05/19)
Free Throw Attempts	2	at Seton Hall (11/05/19)
Rebounds	5	at Seton Hall (11/05/19)
Turnovers	2	at Seton Hall (11/05/19)
Fouls	3	at Seton Hall (11/05/19)
Minutes	19	at Seton Hall (11/05/19)



5 - ELIJAH FORD
JUNIOR - GUARD - 6-5 - 205
NEWARK, NJ / WEEQUAHIC / BARTON CC (KS)



Before Wagner: Elijah Ford is a versatile and talented, good-sized guard who will bring experience and maturity to the Seahawk backcourt. Following a standout scholastic career at Newark, New Jersey's Weequahic High School, where he averaged nearly 24 points per game as a senior. He then attended Barton Community College where, as a sophomore, he led the Cougars to the Region VI semifinals before falling to 13th-ranked Seward County Community. As a sophomore at Barton in 2018-19, he averaged 17.0 points per game on 59.7 percent shooting from the field in leading the Cougars to a 26-8 record, including a 15-8 conference mark. During his freshman season in 2016-17, he tossed in 11.1 points and 7.1 rebounds. Prior to his two-year

junior college career, Ford helped lead the Indians to a 19-6 record as a senior in 2015-16, where he averaged 23.5 points, 8.8 rebounds, 2.4 assists, hitting for double digits in all 25 games. Additionally, he tallied 20 or more points 19 times, scored 25 or more points 10 times and 30-plus points three times, with a career-high 35 coming vs. Trenton and 34 vs. Newark Tech. He recorded 15 double-doubles in points and rebounds as a senior, in addition to posting a pair of triple-doubles with 31 points, 11 rebounds and 10 assists vs. University Charter, and 18 points, 16 rebounds, and 10 assists vs. Science Park. He also registered a quadruple-double vs. Newark Collegiate with 25 points, 10 rebounds, 10 assists and 10 blocks. His lowest scoring game was 15 points and pulled down a career-high 18 rebounds vs. Arts.



23 - DARION JORDAN-THOMAS
FRESHMAN - FORWARD - 6-7 - 215
BROCKTON, MA / WOODSTOCK ACADEMY (MA)



Before Wagner: Darion Jordan-Thomas, who scored more than 1,600 career points in his high school career, was a standout at Proctor Academy in Andover, NH, before electing to spend a prep school year at Woodstock Academy. The Brockton, MA native was also a standout performer on the AAU circuit for the renowned Basketball Amateur Basketball Club (BABC). In the summer of 2018, he helped lead his team to the Massachusetts State Championship. A 6-foot-7 big man with a 6-foot-10 wingspan, Jordan-Thomas is a long and bouncy athlete who changes the game around both rims. He's quick off his feet, able to play up near the top of the box, regarded as an elite finisher, and high-volume rebounder, especially on the offensive end. Jordan-Thomas has also competed with the Boston Amateur basketball Club (BABC) throughout his high school years and was one of their most consistent frontcourt prospects during the Elite Youth Basketball League (EYBL) season, averaging 10.4 points and 6.7 rebounds while shooting 56% from the field.



11 - WILL MARTINEZ
JUNIOR - GUARD - 6-5 - 190
BRONX, NY/WINGS ACADEMY/MONROE COLLEGE



Before Wagner: Will Martinez is an athletic, versatile guard with excellent size who will bring maturity and experience to the Seahawk lineup. During the 2018-19 season at Monroe College, the Bronx, NY native averaged 12.0 points per game, 3.2 assists per game and a team-leading 2.7 steals per game. He capped his season by being named the 2019 Region XV Championship Tournament MVP after a 19-point, eight-rebound, six-steal performance in the Region Championship game against Harcum. Following the season, Martinez was named to the 2019 NJCAA Region XV Div. I All-Region Team. He poured in a career-high 27 points on 11-of-17 shooting at ASA College, to go along with seven assists and six steals. All told, he hit for double figures in 20 games on the season for the Mustangs. Prior to embarking on his collegiate career, Martinez was a standout at Wings Academy where he helped lead his team to a 22-4 record as a senior in 2015-16 which preceded a 32-3 mark during his junior year in 2014-15. In addition to going a combined 54-7 in those two seasons, he led the Wings to a perfect 32-0 record in the Bronx Class AA Division.

#11 Will Martinez

Opponent	Date	gs	min	Total		3-Pointers		Free throws		Rebounds				pf	a	t/o	blk	stl	pts	avg
				fg-fga	pct	3fg-fga	pct	ft-fta	pct	off	def	tot	avg							
at Seton Hall	11/05/		25	7-14	.50	0-1	.00	0-2	.00	0	3	3	3.0	4	1	1	0	2	14	14.0
Totals		0	25	7-14	.50	0-1	.00	0-2	.00	0	3	3	3.0	4	1	1	0	2	14	14.0

Games played: 1
 Minutes/game: 25.0
 Points/game: 14.0
 FG Pct: 50.0
 3FG Pct: 0.0
 FT Pct: 0.0

Rebounds/game: 3.0
 Assists/game: 1.0
 Turnovers/game: 1.0
 Assist/turnover ratio: 1.0
 Steals/game: 2.0

Will Martinez - GAME HIGHS

Points	14	at Seton Hall (11/05/19)
Field Goals Made	7	at Seton Hall (11/05/19)
Field Goal Attempts	14	at Seton Hall (11/05/19)
FG Pct (min 5 made)	.500 (7-14)	at Seton Hall (11/05/19)
3-Point FG Attempts	1	at Seton Hall (11/05/19)
Free Throw Attempts	2	at Seton Hall (11/05/19)
Rebounds	3	at Seton Hall (11/05/19)
Assists	1	at Seton Hall (11/05/19)
Steals	2	at Seton Hall (11/05/19)
Turnovers	1	at Seton Hall (11/05/19)
Fouls	4	at Seton Hall (11/05/19)
Minutes	25	at Seton Hall (11/05/19)



3 - JORDAN MASON
FRESHMAN - GUARD - 6-4 - 205
HANSON, MA / DEXTER SOUTHFIELD



Before Wagner: Jordan Mason is an athletic, skilled and versatile guard with uncommonly deep three-point range who played for Coach George Wright-Easy at Dexter Southfield School in Brookline, MA. As a junior in 2017-18, Mason averaged 23.1 points and 8.2 rebounds in leading his team to the New England Preparatory School Athletic Council (NEPSAC) Class B championship. In one game, he knocked down nine three-pointers vs. Gann Academy. As a senior, he returned from injury to average 18.2 points and 7.4 rebounds in leading the Maroon and Silver to another appearance in the NEPSAC class B Tournament, highlighted by a game vs. Lee Academy where he hit seven three-pointers in the second half alone. In his high school career, Mason scored 30 or more points in a game on 11 different occasions. Mason, who plays the game with tremendous tenaciousness and passion, earned a reputation as one of the top on the ball defenders in all of New England. In addition to being a standout on a talent-laden Dexter Southfield team that included 7'0" Wake Forest University commit Charles Coleman, Mason further honed his talents while competing for the Wrightway Skills AAU program.



2- ALEX MORALES
JUNIOR - GUARD - 6-6 - 180
PATERSON, NJ / PRINCE GEORGE'S CC



Before Wagner: Alex Morales is coming off a sensational season at Prince George's Community College in Largo, MD, where he was selected Second-Team NJCAA Division III All-America, as well as the Maryland JUCO Conference Men's Basketball Player of the Year. This skilled and versatile prospect can play several positions, providing the Wagner coaching staff with multiple options and flexibility. A starter in all 28 games for the Owls in 2018-19, Morales averaged team highs in both scoring, at 19.8 points per game, and rebounding with 11.9 boards an outing, while also ranking second on the team with 5.5 assists per game. In his first season at Prince George's, the New Jersey native ranked second on the team with 13.8 points per game, along with a team-best 9.9 rebounds en route to being named the Maryland JUCO Tournament Most Valuable Player. Prior to arriving at Prince George's, Morales was a four-year letterwinner at Manchester Regional High School where, as a two-year team captain, was a three-time All-State and All-County performer.

#02 Alex Morales

Opponent	Date	gs	min	Total		3-Pointers		Free throws		Rebounds				pf	a	t/o	blk	stl	pts	avg
				fg-fga	pct	3fg-fga	pct	ft-fta	pct	off	def	tot	avg							
at Seton Hall	11/05/	*	34	5-12	.41	0-2	.00	7-10	.70	1	5	6	6.0	3	5	6	0	0	17	17.0
Totals		1	34	5-12	.41	0-2	.00	7-10	.70	1	5	6	6.0	3	5	6	0	0	17	17.0

Games played: 1
 Minutes/game: 34.0
 Points/game: 17.0
 FG Pct: 41.7
 3FG Pct: 0.0
 FT Pct: 70.0

Rebounds/game: 6.0
 Assists/game: 5.0
 Turnovers/game: 6.0
 Assist/turnover ratio: 0.8

Alex Morales - GAME HIGHS

Points	17	at Seton Hall (11/05/19)
Field Goals Made	5	at Seton Hall (11/05/19)
Field Goal Attempts	12	at Seton Hall (11/05/19)
FG Pct (min 5 made)	.417 (5-12)	at Seton Hall (11/05/19)
3-Point FG Attempts	2	at Seton Hall (11/05/19)
Free Throws Made	7	at Seton Hall (11/05/19)
Free Throw Attempts	10	at Seton Hall (11/05/19)
FT Pct (min 3 made)	.700 (7-10)	at Seton Hall (11/05/19)
Rebounds	6	at Seton Hall (11/05/19)
Assists	5	at Seton Hall (11/05/19)
Turnovers	6	at Seton Hall (11/05/19)
Fouls	3	at Seton Hall (11/05/19)
Minutes	34	at Seton Hall (11/05/19)



32 - PATRICK SZPIR
GR - FORWARD/CENTER - 6-9 - 245
WHEELING, IL / WHEELING / CHICAGO STATE



Before Wagner: Patrick Szpir (pronounced Spear), a 6-9, 230-pound forward/center, who played three seasons at Chicago State University of the Western Athletic Conference (WAC), joined the Seahawk program in August, 2019 and will compete as a graduate student for the Seahawks this coming season in his one year of eligibility.

A native of Wheeling, IL, where he starred at Wheeling High School, Szpir brings 83 games of collegiate experience with him from Chicago State where he was also a top student, having graduated in three years. For his career, Szpir scored 239 points for the Cougars while grabbing 221 rebounds (2.9 points, 2.7 rebounds). He finished his junior season with a flourish, recording career highs with 15 points and six assists during a 34-minute stint vs. Utah Valley.

He corralled a career high eight rebounds on three occasions as a freshman in 2016-17, vs. Utah Valley, Missouri-Kansas City and Grand Canyon. In high school, as a three-year letterwinner for Wheeling HS, he averaged 10 points and 10 rebounds per game while recording nine double-doubles during his senior season. Szpir competed in the annual City-Suburban All-Star Game and received All-Area Honorable Mention accolades from the Daily Herald, in addition to being named to the All-Tournament team at the 2015 Battle at the Ridge Tournament.

#32 Patrick Szpir

Opponent	Date	gs	min	Total		3-Pointers		Free throws		Rebounds				pf	a	t/o	blk	stl	pts	avg
				fg-fga	pct	3fg-fga	pct	ft-fta	pct	off	def	tot	avg							
at Seton Hall	11/05/	*	28	4-6	.66	0-0	.00	4-7	.57	6	5	11	11.0	3	1	0	0	0	12	12.0
Totals			1	4-6	.66	0-0	.00	4-7	.57	6	5	11	11.0	3	1	0	0	0	12	12.0

Games played: 1
 Minutes/game: 28.0
 Points/game: 12.0
 FG Pct: 66.7
 FT Pct: 57.1

Rebounds/game: 11.0
 Assists/game: 1.0
 Assist/turnover ratio: 99.9

Wagner GAME HIGHS (as of Nov 06, 2019)
All games

Patrick Szpir - GAME HIGHS

Points	12	at Seton Hall (11/05/19)
Field Goals Made	4	at Seton Hall (11/05/19)
Field Goal Attempts	6	at Seton Hall (11/05/19)
Free Throws Made	4	at Seton Hall (11/05/19)
Free Throw Attempts	7	at Seton Hall (11/05/19)
FT Pct (min 3 made)	.571 (4-7)	at Seton Hall (11/05/19)
Rebounds	11	at Seton Hall (11/05/19)
Assists	1	at Seton Hall (11/05/19)
Fouls	3	at Seton Hall (11/05/19)
Minutes	28	at Seton Hall (11/05/19)



1 - ATIBA TAYLOR
SOPHOMORE - GUARD - 6-4 - 180
GARFIELD, NJ/HACKENSACK/YOUNGSTOWN STATE



Before Wagner: Atiba Taylor is a 6-4, 180-pound, left-handed point guard who is transferring back East to Wagner from Youngstown State where he spent one season. Taylor starred at Hackensack High School where he scored 1,345 career points for the Comets. As a senior in 2017-18, he averaged 17.2 points, 7.3 assists and 5.5 rebounds per game in leading his team to a 23-7 record and an appearance in the Group IV state sectionals. Playing in front of a sold-out crowd in a state semifinal victory over North Bergen High School, the crafty and skilled playmaker poured in 30 points, draining five three-pointers in the contest. As a junior at Hackensack, he tallied 21.3 points, 6.2 rebounds and 5.3 assists per contest. In his one season at Youngstown State, Taylor saw action in 11 games for the Penguins.

#01 Atiba Taylor

Opponent	Date	gs	min	Total		3-Pointers		Free throws		Rebounds				pf	a	t/o	blk	stl	pts	avg
				fg-fga	pct	3fg-fga	pct	ft-fta	pct	off	def	tot	avg							
at Seton Hall	11/05/		15	1-6	.16	0-3	.00	0-0	.00	2	1	3	3.0	2	2	1	0	1	2	2.0
Totals		0	15	1-6	.16	0-3	.00	0-0	.00	2	1	3	3.0	2	2	1	0	1	2	2.0

Games played: 1
 Minutes/game: 15.0
 Points/game: 2.0
 FG Pct: 16.7
 3FG Pct: 0.0

Rebounds/game: 3.0
 Assists/game: 2.0
 Turnovers/game: 1.0
 Assist/turnover ratio: 2.0
 Steals/game: 1.0

Wagner GAME HIGHS (as of Nov 06, 2019)
All games

Atiba Taylor - GAME HIGHS

Points	2	at Seton Hall (11/05/19)
Field Goals Made	1	at Seton Hall (11/05/19)
Field Goal Attempts	6	at Seton Hall (11/05/19)
3-Point FG Attempts	3	at Seton Hall (11/05/19)
Rebounds	3	at Seton Hall (11/05/19)
Assists	2	at Seton Hall (11/05/19)
Steals	1	at Seton Hall (11/05/19)
Turnovers	1	at Seton Hall (11/05/19)
Fouls	2	at Seton Hall (11/05/19)
Minutes	15	at Seton Hall (11/05/19)



25 - DEANDRE WILKINS
FRESHMAN - CENTER - 6-11 - 235
EDENTON, NC/GREAT BRIDGE ACADEMY (VA)



Before Wagner: DeAndre Wilkins is a physical post player with excellent size and vast potential. A native of Edenton, NC, he played his senior season at Great Bridge Christian Academy in Chesapeake, VA for head coach Donald Hand, a former standout guard at the University of Virginia. As a senior, Wilkins averaged 14 points and 12 rebounds per game for a talented 27-6 Eagles squad that featured several Division I prospects. Prior to embarking on his one year at Great Bridge Christian, Wilkins attended Wesleyan Christian Academy in High Point, NC, where he averaged eight points and four rebounds per game. During his career, Wilkins has further honed his talents competing for the Team United AAU Club team.

#25 Deandre Wilkins

Opponent	Date	gs	min	Total		3-Pointers		Free throws		Rebounds				pf	a	t/o	blk	stl	pts	avg
				fg-fga	pct	3fg-fga	pct	ft-fga	pct	off	def	tot	avg							
at Seton Hall	11/05/		2	0-0	.00	0-0	.00	0-0	.00	0	0	0	0.0	0	0	0	0	0	0	0.0
Totals		0	2	0-0	.00	0-0	.00	0-0	.00	0	0	0	0.0	0	0	0	0	0	0	0.0

Games played: 1
 Minutes/game: 2.0

Wagner GAME HIGHS (as of Nov 06, 2019)
All games

Deandre Wilkins - GAME HIGHS


Minutes **2** **at Seton Hall (11/05/19)**



2019-2020 WAGNER COLLEGE MEN'S BASKETBALL



Nigel Jackson
6-7, 215 /Jr/F
Baltimore, MD



Atiba Taylor
6-4 180 /So/G
Garfield, NJ



Alex Morales
6-6, 180/Jr/G
Paterson, NJ



Jordan Mason
6-4, 205/Fr/G
Hanson, MA



Elijah Ford
6-4, 205Jr/G
Newark, NJ



Will Martinez
6-5, 190/Jr/G
Bronx, NY



Chase Freeman
5-11, 180/Jr/G
Gallatin, TN




Tyrone Nesby IV
6-5, 200/So/G
Reading, PA



Ja'Meir Fletcher
6-7, 230/Fr/F
Pittsburgh, PA



Darion Jordan-Thomas
6-7, 215/Fr/F
Brockton, MA



Deandre Wilkins
6-11, 235/Fr/C
Edenton, NC




Patrick Szpir
6-9, 245/Gr/F/C
Wheeling, IL



Curtis Cobb III
6-4, 190/Gr/G
Fall River, MA



Bashir Mason
Head Coach
8th Year



Donald Copeland
Assistant Coach
5th Year



Winston Smith
Assistant Coach
3rd Year



Bobby Jordan
Assistant Coach
1st Year



Shane Doyle
Operations Director
2nd Year



Wagner at Seton Hall

11/05/19 Walsh Gymnasium, South Orange
2019-20 Seton Hall Men's Basketball

Officials: Michael Stephens, John Gaffney, A.J. Desai

Wagner - 71

Record: 0-1

NO.	Name	Min	FG	3P	FT	Rebounds			Fouls		TP	AS	TO	ST	Blocks		+/-
			M-A	M-A	M-A	OR	DR	TOT	PF	FD					BS	BA	
32	Patrick Szpir	F 27:06	4-6	0-0	4-7	6	5	11	3	6	12	1	0	0	0	1	-21
2	Alex Morales	G 34:17	5-12	0-2	7-10	1	5	6	3	7	17	5	6	0	0	2	-18
12	Chase Freeman	G 27:35	0-2	0-2	2-2	0	3	3	3	2	2	2	4	0	0	0	-28
13	Tyrone Nesby IV	G 21:25	4-9	4-7	0-0	0	2	2	4	4	12	0	0	0	0	1	-13
33	Curtis Cobb	G 27:55	2-9	1-8	2-3	0	2	2	4	1	7	1	6	1	0	0	-20
11	Will Martinez	25:57	7-14	0-1	0-2	0	3	3	4	2	14	1	1	2	0	0	-30
22	Ja'Mier Fletcher	18:20	2-3	0-0	1-2	3	2	5	3	2	5	0	2	0	0	0	-27
1	Atiba Taylor	15:33	1-6	0-3	0-0	2	1	3	2	0	2	2	1	1	0	1	-10
25	Deandre Wilkins	01:52	0-0	0-0	0-0	0	0	0	0	0	0	0	0	0	0	0	-3
Team						1	1	2			0		1				
Totals			25-61	5-23	16-26	13	24	37	26	24	71	12	21	4	0	5	-34

Shooting By Period		
1 st FG%	12-32	37.5%
3PT%	4-14	28.6%
FT%	9-13	69.2%
2 nd FG%	13-29	44.8%
3PT%	1-9	11.1%
FT%	7-13	53.8%
GM FG%	25-61	41.0%
3PT%	5-23	21.7%
FT%	16-26	61.5%

Dead Ball Rebounds: 3, 0

Technical Fouls: Martinez 1st 3:59

Seton Hall - 105

Record: 1-0

NO.	Name	Min	FG	3P	FT	Rebounds			Fouls		TP	AS	TO	ST	Blocks		+/-
			M-A	M-A	M-A	OR	DR	TOT	PF	FD					BS	BA	
23	Sandro Mamukelashvili	F 26:01	5-10	0-3	1-4	1	4	5	3	2	11	3	1	2	1	0	22
21	Ike Obiagu	C 17:22	4-4	0-0	3-3	1	3	4	3	2	11	0	0	1	3	0	17
0	Quincy McKnight	G 24:48	3-6	2-4	2-2	0	1	1	2	3	10	7	1	1	0	0	21
13	Myles Powell	G 30:14	7-13	4-9	9-11	0	4	4	3	9	27	2	3	2	0	0	22
22	Myles Cale	G 18:10	2-4	1-3	1-2	0	4	4	1	3	6	0	1	1	0	0	12
14	Jared Rhoden	19:15	4-6	1-3	3-4	1	3	4	2	3	12	2	0	2	0	0	18
35	Romaro Gill	09:29	3-4	0-0	2-2	1	1	2	2	1	8	0	1	1	1	0	3
2	Anthony Nelson	15:46	3-4	0-0	1-2	0	3	3	3	1	7	6	1	3	0	0	15
4	Tyrese Samuel	14:51	1-3	0-1	0-2	1	5	6	1	1	2	0	1	0	0	0	16
33	Shavar Reynolds	12:13	4-4	1-1	0-0	0	1	1	3	0	9	0	1	1	0	0	17
32	Darnell Brodie	08:46	1-2	0-0	0-0	1	1	2	1	0	2	0	0	0	0	0	4
30	Asiah Avent	03:05	0-0	0-0	0-0	0	0	0	1	0	0	0	0	0	0	0	3
Team						0	0	0			0		0				
Totals			37-60	9-24	22-32	6	30	36	25	25	105	20	10	14	5	0	34

Shooting By Period		
1 st FG%	16-27	59.3%
3PT%	5-13	38.5%
FT%	15-24	62.5%
2 nd FG%	21-33	63.6%
3PT%	4-11	36.4%
FT%	7-8	87.5%
GM FG%	37-60	61.7%
3PT%	9-24	37.5%
FT%	22-32	68.8%

Dead Ball Rebounds: 3, 0

Technical Fouls: Powell 1st 3:59

	WAG	SHU
Biggest lead	0 (1 st 20:00)	37 (2 nd 0:41)
Best Scoring Run	6 (1 st 5:49)	11 (2 nd 9:13)
Lead Changes	0	
Times Tied	0	
Time with Lead	00:00	39:45

Points from	WAG	SHU
Turnovers	7	31
Paint	32	52
Second Chance	14	2
Fast Breaks	3	29
Bench	21	40

	Period by Period Scoring		
	1st	2nd	TOT
WAG	37	34	71
SHU	52	53	105



Official Basketball Box Score -- Game Totals -- Final Statistics
NJIT vs Wagner
 11/20/18 7:00 PM at Staten Island, NY (Spiro Sports Center)

NJIT 71 • 5-1

#	Player	Total		3-Ptr		Rebounds		PF	TP	A	TO	Bk	Stk	Min
		FG	FGA	FG	FGA	FT	FTA							
00	LEWIS, Abdul	1-8	0-0	3-6	2-2	4	5	5	0	3	1	0	24	
02	BRINSON, San Antonio	0-1	0-1	0-0	0-0	3	3	1	0	0	1	1	0	
04	COOKS, Zach	7-14	2-7	6-8	1-1	2	1	22	1	3	0	5	40	
05	WILLIS, Diego	0-0	0-0	0-0	0-0	0	0	0	0	0	0	0	0	
11	GIBBS, Shyquan	2-5	0-0	9-11	0-1	1	4	13	0	1	0	1	22	
15	WILSON, Diandre	5-8	2-3	5-9	0-5	5	2	17	1	4	1	0	33	
21	DIKITE, Souleymane	0-0	0-0	0-0	0-0	0	0	0	0	0	0	0	1	
23	JONES, Shawndale	2-4	1-2	2-4	1-5	6	3	7	0	2	0	0	29	
26	GREER, Donovan	2-2	0-0	2-2	1-3	2	6	1	0	0	0	2	16	
33	DE GRAFFY, KJell	0-0	0-0	0-0	0-0	0	0	0	0	0	0	1	4	
34	BENDARY, Mohamed	0-1	0-1	1-2	0-3	3	4	1	1	0	0	0	15	
	Team			2	3	5								
Totals		19-43	5-13	28-42	8-24	32	71	4	14	3	9	200		

FG % 1st Half: 8-22 36.4% 2nd half: 11-21 52.4% Game: 19-43 44.2%
 3FG % 1st Half: 2-7 28.6% 2nd half: 3-6 50.0% Game: 5-13 38.5%
 FT % 1st Half: 7-16 43.8% 2nd half: 21-26 80.0% Game: 28-42 66.7%

Wagner 60 • 2-3

#	Player	Total		3-Ptr		Rebounds		PF	TP	A	TO	Bk	Stk	Min
		FG	FGA	FG	FGA	FT	FTA							
00	JACKSON, Nigel	1-4	0-2	0-0	0-1	1	5	2	0	1	1	0	12	
01	RIVERA, Lonnie	2-4	1-3	1-2	1-0	1	1	6	0	1	0	1	12	
02	PLUMMER, Tyler	0-1	0-0	1-2	1-1	2	2	1	4	1	0	4	25	
03	NORFLEET, Jonathan	3-7	0-3	0-0	0-0	0	4	6	3	3	0	0	18	
04	SUMBRY, AJ	0-7	0-0	5-9	1-2	3	3	5	0	2	1	1	18	
05	ANDERSON, Chance	0-1	0-0	0-0	1-0	1	4	0	0	1	0	0	5	
10	GRAHAM, Tim	0-1	0-1	0-0	1-0	1	0	0	0	0	0	0	0	
11	SAUNDERS, Romone	6-18	3-8	7-9	5-3	8	2	22	1	5	0	2	40	
21	DAVIS, Elijah	1-6	1-5	3-4	2-6	5	6	2	4	0	2	25		
22	COULANGES, Jeff	3-5	2-2	2-2	3-7	10	5	10	0	2	0	0	30	
24	LIGGEONS, Devin	1-3	0-1	0-2	0-4	4	5	2	0	1	0	1	15	
	Team			6	1	7								
Totals		17-57	7-25	19-30	23-21	44	36	60	10	21	2	11	200	

FG % 1st Half: 9-27 33.3% 2nd half: 8-30 26.7% Game: 17-57 29.8%
 3FG % 1st Half: 4-14 28.6% 2nd half: 3-11 27.3% Game: 7-25 28.0%
 FT % 1st Half: 9-14 64.3% 2nd half: 10-16 62.5% Game: 19-30 63.3%

Officials: Ray Perone, Paul Fais, Mikerlange Fleury

Technical fouls: NJIT-None. Wagner-None.

Attendance: 1079

Score by periods	1st	2nd	Total
NJIT	25	46	71
Wagner	31	29	60

Points	In	Off	2nd	Fast	Bench
NJIT	26	20	20	7	14
WAGNER	14	18	14	7	28

Last FG - NJIT 2nd 04:39, WAGNER 2nd 00:26
 Largest lead - NJIT by 11 2nd 04:39, WAGNER by 12 1st 01:16
 NJIT led for 10:51, WAGNER led for 25:04. Game was tied for 04:05.

Score tied - 2 times.
 Lead changed - 4 times.

Official Basketball Box Score -- Game Totals -- Final Statistics
RIDER vs Wagner
 11/24/18 2:00 PM at Staten Island, NY (Spiro Sports Center)

RIDER 89 • 2-1

#	Player	Total		3-Ptr		Rebounds		PF	TP	A	TO	Bk	Stk	Min
		FG	FGA	FG	FGA	FT	FTA							
00	Allen, Jordan	8-14	6-11	2-3	0-0	0	2	24	2	0	0	1	28	
03	Buono, Noah	1-1	0-0	0-0	0-0	1	1	0	2	0	0	0	2	
10	Ogemuno, Ajiri	1-1	0-0	2-2	1-2	3	2	4	1	1	0	0	9	
11	Eke, Devine	0-1	0-0	1-2	0-4	4	1	1	1	1	0	1	11	
12	Durham, Anthony	1-4	0-3	0-0	0-5	0	5	0	2	1	0	0	25	
13	Scott, Frederick	3-7	2-2	4-5	0-3	3	1	10	2	2	0	0	17	
14	Vaughn, Dimencio	6-9	3-4	4-5	3-4	7	0	19	2	2	0	3	27	
15	Cisse, Karamoko	0-1	0-0	0-0	0-0	0	0	3	0	0	0	0	3	
20	Marshall, Tyere	4-11	0-0	2-2	4-2	6	3	10	1	0	1	1	19	
22	Williams, Kimer	1-1	0-0	3-7	0-2	3	5	1	4	0	2	18		
23	Jordan, Stevie	3-5	0-1	0-0	0-4	2	6	10	1	0	0	0	31	
24	O'Leary, Ryan	0-1	0-0	0-3	0-0	0	0	0	0	0	0	0	2	
32	Gilbert, Ahmad	2-3	2-3	0-0	0-3	1	6	0	1	1	0	1	8	
	Team			4	1	5								
Totals		30-59	11-24	18-29	13-30	43	18	89	21	15	2	8	200	

FG % 1st Half: 15-28 53.6% 2nd half: 15-31 48.4% Game: 30-59 50.8%
 3FG % 1st Half: 6-12 50.0% 2nd half: 5-12 41.7% Game: 11-24 45.8%
 FT % 1st Half: 7-11 63.6% 2nd half: 11-19 57.9% Game: 18-29 62.1%

Wagner 65 • 2-4

#	Player	Total		3-Ptr		Rebounds		PF	TP	A	TO	Bk	Stk	Min
		FG	FGA	FG	FGA	FT	FTA							
00	JACKSON, Nigel	5-11	4-9	0-0	0-3	3	14	1	2	1	0	2	26	
02	PLUMMER, Tyler	0-0	0-0	0-2	0-1	1	3	0	3	4	1	0	17	
03	NORFLEET, Jonathan	3-7	1-3	3-3	0-1	1	2	10	4	2	0	1	23	
04	SUMBRY, AJ	3-5	0-0	2-4	2-4	6	2	8	0	2	0	1	29	
05	ANDERSON, Chance	0-0	0-0	0-0	0-3	1	0	0	0	1	0	0	6	
10	GRAHAM, Tim	4-9	2-6	0-0	1-2	3	10	0	2	1	0	1	17	
11	SAUNDERS, Romone	2-10	2-9	4-5	0-4	3	10	4	4	0	1	34		
13	NESSBY IV, Tyrone	0-1	0-1	0-2	0-1	1	0	0	1	0	1	1	6	
21	DAVIS, Elijah	2-4	1-2	0-0	1-1	2	5	2	0	0	1	1	18	
22	COULANGES, Jeff	3-5	2-3	0-0	1-1	4	8	0	0	0	1	1	17	
24	LIGGEONS, Devin	0-0	0-0	0-0	0-0	2	1	3	0	0	0	0	7	
	Team			1	1	2								
Totals		22-52	12-33	9-16	5-22	27	65	16	20	6	7	200		

FG % 1st Half: 7-20 35.0% 2nd half: 15-32 46.9% Game: 22-52 42.3%
 3FG % 1st Half: 4-13 30.8% 2nd half: 8-20 40.0% Game: 12-33 36.4%
 FT % 1st Half: 4-7 57.1% 2nd half: 5-9 55.6% Game: 9-16 56.3%

Officials: Tim Smith, Mike McCloskey, Steve Rapenah

Technical fouls: RIDER-Gilbert, Ahmad. WAGNER-NORFLEET, Jonathan; ANDERSON, Chance.

Attendance: 1147

Score by periods	1st	2nd	Total
RIDER	43	46	89
WAGNER	22	43	65

Points	In	Off	2nd	Fast	Bench
RIDER	37	27	20	8	14
WAGNER	18	14	7	14	15

Last FG - RIDER 2nd 01:12, WAGNER 2nd 00:21
 Largest lead - RID by 30 3rd 16:45, WAGNER by 2 1st 18:43
 RID led for 37:45, WAGNER led for 00:50. Game was tied for 01:25.

Score tied - 1 time.
 Lead changed - 3 times.

2018-19 Wagner Men's Basketball Box Scores

Official Basketball Box Score -- Game Totals -- Final Statistics
Wagner vs AMERICAN
 11/30/18 7:00 PM at Washington, D.C. / Bender Arena

Wagner 64 • 3-4

#	Player	Total		3-Ptr		Rebounds		PF	TP	A	TO	Bk	Stk	Min
		FG	FGA	FG	FGA	FT	FTA							
00	JACKSON, Nigel	2-9	1-4	0-0	2-6	8	2	5	0	1	0	0	30	
04	SUMBRY, AJ	4-9	0-0	2-3	1-6	7	5	10	0	0	0	0	22	
11	NORFLEET, Jonathan	0-3	0-1	0-0	0-0	0	0	0	1	0	0	15		
11	SAUNDERS, Romone	6-11	1-4	4-4	4-3	7	0	17	3	2	0	1	40	
22	COULANGES, Jeff	1-4	0-1	0-0	1-2	2	2	1	1	0	0	12		
25	ANDERSON, Chance	2-4	0-0	1-1	3-2	5	5	5	0	0	1	1	18	
10	GRAHAM, Tim	1-1	1-1	0-0	0-0	0	1	3	0	1	0	0	6	
12	FREEMAN, Chase	2-2	1-1	7-8	0-0	0	3	12	2	5	0	0	22	
21	DAVIS, Elijah	1-1	1-1	5-6	0-3	2	8	1	1	0	0	21		
24	LIGGEONS, Devin	1-5	0-1	0-0	0-1	1	2	2	1	0	0	0	14	
	Team			0	0	0								
Totals		20-49	5-14	19-22	11-22	33	24	64	8	13	1	2	200	

FG % 1st Half: 7-25 28.0% 2nd half: 13-24 54.2% Game: 20-49 40.8%
 3FG % 1st Half: 2-8 25.0% 2nd half: 3-6 50.0% Game: 5-14 35.7%
 FT % 1st Half: 4-4 100.0% 2nd half: 15-18 83.3% Game: 19-22 86.4%

AMERICAN 58 • 4-2

#	Player	Total		3-Ptr		Rebounds		PF	TP	A	TO	Bk	Stk	Min
		FG	FGA	FG	FGA	FT	FTA							
12	Yiljep, Yilret	0-1	0-0	0-0	0-0	0	0	0	1	0				



Official Basketball Box Score - Game Totals - Final Statistics
Wagner vs St. John's
 12/18/18 4:30 p.m. at Queens, N.Y. (Carnesecchia Arena)

Wagner 58 • 4-5

#	Player	Total			3-Pr			Rebounds			PF	TP	A	T	Blk	Stl	Min
		FG	FGA	FT	FTA	FG	FGA	FT	FTA	Off							
00	JACKSON,Nigel	2-7	1-5	1-2	0	3	3	3	6	2	2	0	1	18			
03	NORFLEET,Jonathan	2-2	2-2	0-0	0	0	0	1	6	0	0	0	0	8			
04	SUMBRY,AJ	2-6	0-0	1-5	4	3	7	4	5	0	2	1	0	19			
05	ANDERSON,Chance	1-2	0-0	0-0	2	4	6	4	2	0	1	0	1	21			
10	GRAHAM,Tim	0-1	0-1	0-2	0	0	0	1	0	0	1	0	1	7			
11	SAUNDERS,Romone	5-12	2-6	5-7	0	7	7	2	17	2	0	0	3	37			
12	FREEMAN,Chase	3-8	2-6	0-1	0	3	3	2	6	4	2	0	1	35			
13	NESBY IV,Tyrone	1-2	1-1	2-2	0	0	0	1	5	0	0	0	1	3			
21	DAVIS,Elijah	1-7	0-3	2-2	2	1	3	0	4	0	3	0	0	20			
22	COULANGES,Jeff	0-2	0-2	2-2	0	0	0	2	2	1	1	0	1	11			
24	LIGGEONS,Devin	1-5	1-3	0-0	0	4	4	2	3	0	4	0	1	21			
	Team		4	2	6				1								
	Totals	18-54	9-29	13-23	12	27	39	22	58	9	16	3	8	200			

FG % 1st Half: 9-27 33.3% 2nd half: 9-27 33.3% Game: 18-54 33.3% Deadball Rebounds: 5
 3FG % 1st Half: 5-16 31.3% 2nd half: 4-13 30.8% Game: 9-29 31.0%
 FT % 1st Half: 5-9 55.6% 2nd half: 8-14 57.1% Game: 13-23 56.9%

St. John's 73 • 10-0

#	Player	Total			3-Pr			Rebounds			PF	TP	A	T	Blk	Stl	Min
		FG	FGA	FT	FTA	FG	FGA	FT	FTA	Off							
01	ROBERTS, Josh	0-0	0-0	0-2	1	1	2	0	0	0	0	0	0	3			
02	PONDS, Shamone	4-7	2-2	6-6	3	6	9	2	16	14	1	0	1	36			
03	DIXON, Mikay	1-5	1-2	1-2	0	1	1	1	4	0	2	0	3	17			
04	WILLIAMS, JR, Greg	0-0	0-0	2-2	0	0	0	1	2	0	1	0	0	6			
05	SIMON, Justin	1-6	0-1	3-7	0	3	4	5	1	3	1	1	1	29			
10	EARLINGTON, Marcellu	0-0	0-0	0-0	0	0	0	1	0	1	0	0	3				
12	TRIMBLE, JR, Bryan	1-4	1-4	0-0	0	1	1	3	3	0	0	0	0	19			
13	CLARK II, Marvin	4-7	3-6	3-4	1	6	7	2	14	1	3	0	1	33			
14	HERON, Mustapha	3-7	2-4	2-5	1	6	7	3	10	2	4	1	1	27			
30	FIGUEROA, LJ	1-3	3-6	0-0	0	3	3	2	19	0	0	0	1	27			
	Team		0	2	2				0								
	Totals	22-49	12-25	17-28	6	29	35	19	73	18	15	2	8	200			

FG % 1st Half: 10-26 38.5% 2nd half: 12-23 52.2% Game: 22-49 44.9% Deadball Rebounds: 5
 3FG % 1st Half: 3-10 30.0% 2nd half: 9-15 60.0% Game: 12-25 48.0%
 FT % 1st Half: 6-10 60.0% 2nd half: 11-18 61.1% Game: 17-28 60.7%

Officials: Mike Roberts, Bill Covington, Justin Portierfeld
 Technical fouls: Wagner-None, St. John's-None.
 Attendance: 5602

Score by periods	1st	2nd	Total
Wagner	28	30	58
St. John's	29	44	73

Last FG - WAGNER 2nd-00:19, SJU 2nd-02:44.
 Largest lead - WAGNER by 4 1st-08:08, SJU by 21 2nd-02:44.
 WAGNER led for 07:26, SJU led for 28:15. Game was tied for 04:25.

Points	In	Off	2nd	Fast	Bench
WAGNER	10	19	5	2	9
SJU	18	14	6	2	9

Official Basketball Box Score - Game Totals - Final Statistics
HARTFORD vs Wagner
 12/22/18 2:00 PM at Staten Island, NY (Spiro Sports Center)

HARTFORD 68 • 5-8

#	Player	Total			3-Pr			Rebounds			PF	TP	A	T	Blk	Stl	Min
		FG	FGA	FT	FTA	FG	FGA	FT	FTA	Off							
01	Zach Brown	0-0	0-0	0-0	0	0	0	0	1	0	0	0	0	0	0	0	
03	Romain Boxus	3-6	1-4	0-0	1	4	5	4	7	0	4	0	1	25			
04	George Blagovic	3-6	0-0	0-2	2	6	8	5	6	1	5	0	0	29			
10	Nikola Colovic	0-0	0-0	0-0	0	0	0	1	0	0	0	0	4				
11	Darius Kinrel	0-0	0-0	0-0	0	0	0	0	0	0	0	0	0	35			
12	Jason Dunne	5-14	3-7	7-7	0	2	2	5	20	2	6	0	1	40			
13	J.R. Lynch	4-10	1-5	5-6	0	2	2	3	14	4	2	0	4	40			
20	Max Twyman	2-3	1-2	2-2	1	0	1	1	7	0	0	0	0	19			
22	Trevi Washerington	4-9	4-8	0-0	1	3	4	2	12	2	4	0	1	33			
23	Michael Dunne	1-1	0-0	0-0	1	0	1	0	2	0	0	0	0	5			
25	D.J. Mitchell	0-2	0-2	0-0	0	0	0	5	0	0	0	0	0	9			
	Team		2	4	6				2								
	Totals	22-51	10-28	14-17	8	21	29	27	68	9	21	0	7	199			

FG % 1st Half: 8-22 36.4% 2nd half: 14-29 48.3% Game: 22-51 43.1% Deadball Rebounds: 2
 3FG % 1st Half: 1-8 12.5% 2nd half: 9-20 45.0% Game: 10-28 35.7%
 FT % 1st Half: 2-4 50.0% 2nd half: 12-13 92.3% Game: 14-17 82.4%

Wagner 77 • 5-5

#	Player	Total			3-Pr			Rebounds			PF	TP	A	T	Blk	Stl	Min
		FG	FGA	FT	FTA	FG	FGA	FT	FTA	Off							
00	JACKSON,Nigel	2-5	1-2	0-0	1	0	1	1	5	1	0	0	2	17			
03	NORFLEET,Jonathan	0-0	0-0	0-0	0	0	0	1	0	0	0	0	0	3			
04	SUMBRY,AJ	3-5	0-0	4-4	0	7	7	3	10	1	0	4	0	32			
05	ANDERSON,Chance	0-0	0-0	0-0	0	0	0	1	0	1	0	0	0	2			
11	SAUNDERS,Romone	3-11	1-6	11-12	4	6	10	3	18	3	4	2	1	30			
12	FREEMAN,Chase	3-7	1-4	10-12	0	2	3	17	4	4	0	1	1	40			
13	NESBY IV,Tyrone	0-1	0-1	0-0	0	0	0	0	0	0	0	0	0	2			
21	DAVIS,Elijah	4-7	2-4	6-6	0	0	0	2	16	0	4	0	2	24			
22	COULANGES,Jeff	3-7	1-5	1-2	2	0	2	3	8	2	1	0	0	23			
24	LIGGEONS,Devin	1-5	1-3	0-0	1	2	3	1	3	0	1	0	2	27			
	Team		1	5					1								
	Totals	19-48	7-25	32-36	9	22	31	18	77	11	15	6	8	200			

FG % 1st Half: 12-25 48.0% 2nd half: 7-23 30.4% Game: 19-48 39.6% Deadball Rebounds: 3
 3FG % 1st Half: 5-14 35.7% 2nd half: 2-11 18.2% Game: 7-25 28.0%
 FT % 1st Half: 3-4 75.0% 2nd half: 29-32 90.6% Game: 32-36 88.9%

Officials: Gary Pucino, Jeffrey Adams, Jeff Fox
 Technical fouls: HARTFORD-None, Wagner-None.
 Attendance: 1216

Score by periods	1st	2nd	Total
HARTFORD	19	49	68
Wagner	32	45	77

Last FG - HARTFORD 2nd-00:15, WAGNER 2nd-02:18.
 Largest lead - HARTFORD None, WAGNER by 23 1st-09:02.
 HARTFORD led for 00:00, WAGNER led for 39:34. Game was tied for 00:20.

Points	In	Off	2nd	Fast	Bench
HARTFORD	18	11	10	2	16
WAGNER	19	26	10	7	19

2018-19 Wagner Men's Basketball Box Scores

Official Basketball Box Score - Game Totals - Final Statistics
Wagner vs Saint Joseph's
 12/29/18 2:00 p.m. at Hagan Arena, Philadelphia, Pa.

Wagner 57 • 5-6

#	Player	Total			3-Pr			Rebounds			PF	TP	A	T	Blk	Stl	Min
		FG	FGA	FT	FTA	FG	FGA	FT	FTA	Off							
00	Nigel Jackson	4-12	2-5	0-0	3	3	6	1	10	1	0	0	0	32			
04	AJ Sumby	2-8	0-0	1-2	0	3	3	5	0	2	0	1	1	19			
11	Romone Saunders	6-17	3-10	0-0	2	7	9	2	15	3	0	0	0	40			
12	Chase Freeman	1-3	1-2	0-0	0	3	3	1	3	4	2	0	1	38			
22	Jeff Coulanges	0-3	0-2	1-1	0	1	0	1	0	0	0	0	0	6			
03	Jonathan Norfleet	2-4	1-2	0-0	0	0	0	2	5	3	0	1	2	17			
10	Tim Graham	0-0	0-0	0-0	0	1	1	2	0	0	2	0	0	2			
13	Tyrone Nesby IV	0-0	0-0	0-0	0	0	0	0	0	0	0	0	0	2			
21	Elijah Davis	5-9	2-5	0-0	2	1	3	3	12	1	1	0	0	19			
24	Devin Liggeons	2-5	2-5	0-0	3	4	7	1	6	1	3	0	1	25			
	Team		3	2	5				3								
	Totals	22-61	11-31	2-4	14	24	38	15	57	13	10	1	5	200			

FG % 1st Half: 10-29 34.5% 2nd half: 12-32 37.5% Game: 22-61 36.1% Deadball Rebounds: 1.1
 3FG % 1st Half: 7-18 38.9% 2nd half: 4-13 30.8% Game: 11-31 35.5%
 FT % 1st Half: 1-2 50.0% 2nd half: 1-2 50.0% Game: 2-4 50.0%

Saint Joseph's 59 • 7-5

#	Player	Total			3-Pr			Rebounds			PF	TP	A	T	Blk	Stl
---	--------	-------	--	--	------	--	--	----------	--	--	----	----	---	---	-----	-----



Official Basketball Box Score - 1st Half-Only
St. Francis Brooklyn vs Wagner
01/05/19 4:00 PM at Staten Island, NY (Spiro Sports Center)

St. Francis Brooklyn

#	Player	Total		3-Pr		Rebounds		PF	TP	A	TO	Blk	Stl	Min
		FG-FGA	FG-FGA	FT-FTA	Off	Def	Off							
01	KRTINIC, Stevan	0-0	0-0	1-2	1	0	1	0	1	0	0	0	0	7
02	HURLEY, Rosel	0-0	0-0	0-0	0	1	1	0	0	1	3	0	1	7
04	HAWKINS, Chauncey	0-2	0-2	2-2	0	1	1	0	2	1	1	0	2	13
05	EVANS, Yaredyah	0-0	0-0	0-0	0	0	0	1	0	1	2	0	0	5
10	SANABRIA, Glenn	4-4	1-1	0-0	0	0	0	1	9	0	1	0	1	15
13	WILLIAMS, Keon	1-2	1-1	0-0	0	1	1	1	3	0	0	0	0	17
14	JORDAN, Jalen	2-4	2-2	2-3	0	2	2	1	8	1	0	0	1	17
20	JOHNSON, Cort	0-2	0-1	0-0	0	0	0	1	0	1	0	1	0	3
23	CELEN, Deniz	1-5	0-1	0-0	1	0	1	0	2	1	0	1	1	11
41	ROHLEHR, Christian	1-1	0-0	1-3	0	0	0	1	3	0	1	0	0	5
	Team				0	1	1							
	Totals	9-20	4-8	6-10	2	6	8	6	28	6	10	0	6	100

FG % 1st Half: 9-20 45.0%
3FG % 1st Half: 4-8 50.0%
FT % 1st Half: 6-10 60.0%

Wagner

#	Player	Total		3-Pr		Rebounds		PF	TP	A	TO	Blk	Stl	Min
		FG-FGA	FG-FGA	FT-FTA	Off	Def	Off							
00	JACKSON, Nigel	0-3	0-3	0-0	1	1	2	0	1	4	0	1	1	14
03	NORFLEET, Jonathan	0-0	0-0	0-0	0	0	0	1	0	0	0	0	0	2
04	SUMBRY, AJ	4-5	0-0	0-0	3	1	4	2	8	0	1	0	0	13
05	ANDERSON, Chance	2-2	0-0	0-0	1	2	3	2	4	0	0	0	1	7
11	SAUNDERS, Romone	5-7	1-0	0-0	1	5	6	1	13	4	2	0	0	19
12	FREEMAN, Chase	0-5	0-4	1-2	0	0	0	1	1	1	3	0	0	19
13	NESBY IV, Tyrone	0-0	0-0	0-0	0	0	0	0	0	0	0	0	0	0
21	DAVIS, Elijah	1-3	0-0	0-0	1	1	2	0	2	0	1	1	1	14
24	LIGGEONS, Devin	0-1	0-1	0-0	0	2	2	0	0	2	1	0	1	12
	Team				0	0	0							
	Totals	13-26	1-10	1-2	7	12	19	9	28	8	12	1	4	100

FG % 1st Half: 13-26 50.0%
3FG % 1st Half: 1-10 10.0%
FT % 1st Half: 1-2 50.0%

Officials: Ray Perrone, Jamahl Ralls, Dave Fernandez
Technical fouls: St. Francis Brooklyn-JORDAN, Jalen, Wagner-None.
Attendance: 1303

Score by periods	1st	Total
St. Francis Brooklyn	28	28
Wagner	28	28

Last FG - SFBKM 2nd-01:12, WAGNER 2nd-00:14.
Largest lead - SFBKM by 9 2nd-04:25, WAGNER by 8 1st-14:04.
SFBKM led for 20:18, WAGNER led for 10:43. Game was tied for 02:29.

Score tied - 4 times.
Lead changed - 4 times.

Official Basketball Box Score - Game Totals - Final Statistics
Sacred Heart vs Wagner
01/10/19 7:00 PM at Staten Island, NY (Spiro Sports Center)

Sacred Heart 73 • 6-10, 2-1

#	Player	Total		3-Pr		Rebounds		PF	TP	A	TO	Blk	Stl	Min
		FG-FGA	FG-FGA	FT-FTA	Off	Def	Off							
00	Clarke, Aaron	2-7	1-4	0-0	0	0	0	0	2	5	1	0	0	14
02	Ozier, Koreem	4-15	3-9	8-8	0	4	4	3	19	3	3	1	1	33
05	Plaffenberger, Zach	1-2	0-0	0-0	0	2	2	2	2	0	1	0	2	7
11	Parker, Cameron	2-6	0-0	1-1	3	4	4	4	6	3	0	1	1	31
12	Radz, Zach	2-2	1-1	0-1	0	0	0	0	5	1	0	0	0	11
22	Hoehn, Sean	3-8	1-4	0-1	1	3	4	2	7	1	1	0	1	31
24	Anosike, E.J.	3-5	0-1	8-11	2	7	9	3	14	1	2	0	0	29
25	Spellman, Jarell	5-9	0-2	0-0	2	1	3	3	10	1	0	3	1	25
30	LaRose, Kinnon	2-5	1-2	2-2	3	1	4	2	7	1	0	0	0	19
	Team				5	1	6							
	Totals	24-59	7-23	18-24	14	22	36	21	73	15	11	4	6	200

FG % 1st Half: 12-30 40.0% 2nd half: 12-29 41.4% Game: 24-59 40.7%
3FG % 1st Half: 2-9 22.2% 2nd half: 5-14 35.7% Game: 7-23 30.4%
FT % 1st Half: 6-8 75.0% 2nd half: 12-16 75.0% Game: 18-24 75.0%

Wagner 76 • 7-7, 2-1

#	Player	Total		3-Pr		Rebounds		PF	TP	A	TO	Blk	Stl	Min
		FG-FGA	FG-FGA	FT-FTA	Off	Def	Off							
00	JACKSON, Nigel	2-7	2-4	1-2	3	2	5	5	7	1	4	1	0	24
02	PLUMMER, Tyler	0-0	0-0	0-0	0	1	1	0	0	0	1	0	0	1
03	NORFLEET, Jonathan	1-2	1-1	0-0	1	2	3	2	3	0	0	0	0	14
04	SUMBRY, AJ	1-5	0-0	5-6	1	0	1	4	7	0	2	1	0	12
05	ANDERSON, Chance	0-1	0-0	0-0	1	1	2	5	0	0	2	0	0	12
11	SAUNDERS, Romone	8-14	5-9	3-4	0	5	3	24	4	3	1	0	0	39
12	FREEMAN, Chase	4-10	3-7	2-2	0	7	7	1	13	5	3	0	1	37
21	DAVIS, Elijah	3-6	1-3	6-7	1	3	4	2	13	1	1	1	2	30
22	COULANGES, Jeff	0-0	0-0	0-0	0	0	0	0	0	0	0	0	0	1
24	LIGGEONS, Devin	3-6	1-2	2-2	1	2	3	1	9	0	1	1	1	30
	Team				2	2	4							
	Totals	22-51	13-26	19-23	10	25	35	23	76	12	17	5	4	200

FG % 1st Half: 14-27 51.9% 2nd half: 8-24 33.3% Game: 22-51 43.1%
3FG % 1st Half: 10-17 58.8% 2nd half: 3-9 33.3% Game: 13-26 50.0%
FT % 1st Half: 8-9 88.9% 2nd half: 11-14 78.6% Game: 19-23 82.6%

Officials: Jeff Clark, Josh Carrion, David Powell
Technical fouls: Sacred Heart-Anosike, E.J., Wagner-DAVIS, Elijah.
Attendance: 1508

Score by periods	1st	2nd	Total
Sacred Heart	32	41	73
Wagner	46	30	76

Last FG - SHU 2nd-00:03, WAGNER 2nd-01:09.
Largest lead - SHU None, WAGNER by 14 1st-00:54.
SHU led for 00:00, WAGNER led for 39:42. Game was tied for 00:18.

Score tied - 0 times.
Lead changed - 0 times.

2018-19 Wagner Men's Basketball Box Scores

Official Basketball Box Score - Game Totals - Final Statistics
Fairleigh Dickinson vs Wagner
01/12/19 4:00 PM at Staten Island, NY (Spiro Sports Center)

Fairleigh Dickinson 60 • 6-10, 1-3

#	Player	Total		3-Pr		Rebounds		PF	TP	A	TO	Blk	Stl	Min
		FG-FGA	FG-FGA	FT-FTA	Off	Def	Off							
01	EDGE, Darnell	0-6	0-6	0-0	0	1	1	2	0	3	1	0	0	32
02	SALIBA JR, Bassel	0-1	0-1	0-0	0	0	0	1	0	0	0	0	0	3
03	JENKINS, Jahill	1-6	1-3	2-2	0	2	2	1	5	6	1	0	1	37
05	MALONE-KEY, Xzavier	10-16	4-8	0-3	0	2	4	24	2	3	0	1	1	34
11	JONES, Tyler	2-2	2-2	0-0	0	1	2	6	1	1	0	1	0	13
12	BISHOP, Kaleb	2-6	0-1	2-2	3	5	4	6	2	3	1	0	0	32
15	OKEKE, Oscar	0-1	0-0	0-0	1	1	2	4	0	0	1	1	0	8
21	WILLIAMS, Elijah	0-1	0-0	0-0	0	0	0	0	1	0	1	0	0	4
33	MCNAMARA, Pat	0-2	0-2	0-0	0	0	0	0	0	1	0	0	0	7
34	HOLLOWAY JR., Mike	6-9	0-0	7-8	1	2	3	0	19	2	0	1	1	30
	Team				4	2	6							
	Totals	21-50	7-23	11-15	8	14	22	19	60	16	13	3	6	200

FG % 1st Half: 11-29 37.9% 2nd half: 10-21 47.6% Game: 21-50 42.0%
3FG % 1st Half: 4-14 28.6% 2nd half: 3-9 33.3% Game: 7-23 30.4%
FT % 1st Half: 5-6 83.3% 2nd half: 6-9 66.7% Game: 11-15 73.3%

Wagner 66 • 8-7, 3-1

#	Player	Total		3-Pr		Rebounds		PF	TP	A	TO	Blk	Stl	Min
		FG-FGA	FG-FGA	FT-FTA	Off	Def	Off							
00	JACKSON, Nigel	0-5	0-4	0-0	0	0	0	4	0	0	0	1	0	16
02	PLUMMER, Tyler	1-1	0-0	0-0	1	0	1	1	2	1	1	0	0	11
04	SUMBRY, AJ	2-2	0-0	3-4	1	2	3	4	7	1	3	0	0	13
05	ANDERSON, Chance	3-4	0-0	0-0	4	1	5	3	6	0	1	0	0	17
11	SAUNDERS, Romone	8-17	5-10	4-4	1	10	11	0	25	5	6	0	3	37
12	FREEMAN, Chase	0-3	0-2	0-0	0	3	3	1	0	4	2	0	1	37
21	DAVIS, Elijah	7-10	3-4	3-6	1	3	4	2	0	0	1	0	1	32
22	COULANGES, Jeff	0-1	0-1	1-2	1	0	1	1	1	1	0	1	0	6
24	LIGGEONS, Devin	2-5	0-3	1-1	3	3	6	0	5	2	4	2	0	31
	Team				2	2	4							
	Totals	23-48	8-24	12-17	14	24	38	15	66	14	20	3	6	200

FG % 1st Half: 15-29 51.7% 2nd half: 8-19 42.1% Game: 23-48 47.9%
3FG % 1st Half: 5-15 33.3% 2nd half: 3-9 33.3% Game: 8-24 33.3%
FT % 1st Half: 5-9 55.6% 2nd half: 7-8 87.5% Game: 12-17 70.6%

Officials: Art Jackson, Thomas Regan, Joseph Palocz
Technical fouls: Fairleigh Dickinson-None, Wagner-None.
Attendance: 1712

Score by periods	1st	2nd	Total
Fairleigh Dickinson	31	29	60
Wagner	40	26	66

Last FG - FDU 2nd-00:16, WAGNER 2nd-03:27.
Largest lead - FDU None, WAGNER by 17 1st-09:04.
FDU led for 00:00, WAGNER led for 38:43. Game was tied for 01:17.

Score tied - 0 times.
Lead changed - 0 times.

Official Basketball Box Score - Game Totals - Final Statistics
Mount St. Mary's vs Wagner
01/20/19 4:00 PM at Staten Island, NY (Spiro Sports Center)

Mount St. Mary's 70 • 4-14, 1-4

#	Player	Total		3-Pr		Rebounds		PF	TP	A	TO	Blk	Stl	Min
		FG-FGA	FG-FGA	FT-FTA	Off	Def	Off							
00	MORSE, Vado	5-11	3-7	7-8	0	2	1	20	4	2	0	0	0	35
01	GBBS, Jalen	2-8	0-4	1-2	1	5	6	3	5	1	1	0	1	32
02	BARNES, Dee	3-4	2-3	1-3	0	2	2	3	9	0	1	0	0	18
13	HABVE, Omar	2-5	2-5	4-4	1	4	5	10	2	2	0	1	0	28
15	CHONG QUI, Damian													



Official Basketball Box Score -- Game Totals -- Final Statistics
Wagner vs Sacred Heart
 01/21/19 3:30 pm at Fairfield, CT (William H. Pitt Center)

Wagner 38 • 8-9

#	Player	Total			3-Pr			Rebounds			PF	TP	A	T	Bk	Stl	Min
		FG	FGA	FT	FTA	Off	Def	Off	Def	Def							
00	JACKSON,Nigel	0-0	0-0	0-0	0-0	2-2	4-4	3-0	0	0	3	1	0	0	0	23	
02	PLUMMER,Tyler	0-0	0-0	0-1	1	1	2	3	0	0	1	0	0	2	18		
03	NORFLEET,Jonathan	0-1	0-1	0-0	0	0	0	0	0	0	0	0	0	0	2		
04	SUMBRY,AJ	2-14	0-0	4-7	5	2	7	2	8	0	0	2	0	0	26		
05	ANDERSON,Chance	1-1	0-0	0-0	0	0	0	0	2	0	0	0	0	0	2		
10	GRAHAM,Tim	0-1	0-1	0-0	0	0	0	1	0	1	0	0	0	0	8		
11	SAUNDERS,Romone	3-12	1-4	5-7	1	4	5	4	12	1	3	0	0	0	33		
12	FREEMAN,Chase	0-3	0-1	0-0	2	1	3	1	0	2	2	0	0	0	25		
13	NESBY IV,Tyrone	2-7	2-4	0-0	1	2	3	3	6	1	1	0	2	11			
21	DAVIS,Elijah	2-12	1-8	2-2	0	3	3	7	0	1	1	0	0	35			
22	COULANGES,Jeff	0-0	0-0	0-0	0	0	0	0	0	0	0	0	0	0			
24	LIGGEONS,Devin	1-1	1-1	0-0	0	3	3	1	3	0	1	0	0	0	14		
Team		1		0		1											
Totals		11-61	5-25	11-17	13	18	31	21	38	5	12	4	6	200			

FG % 1st Half: 5.26 19.2% 2nd half: 6.35 17.1% Game: 11-61 18.0% Deadball Rebounds: 4.1
 3FG % 1st Half: 2.8 25.0% 2nd half: 3.17 17.6% Game: 5-25 20.0%
 FT % 1st Half: 3.6 50.0% 2nd half: 8.11 72.7% Game: 11-17 64.7%

Sacred Heart 62 • 8-11

#	Player	Total			3-Pr			Rebounds			PF	TP	A	T	Bk	Stl	Min
		FG	FGA	FT	FTA	Off	Def	Off	Def	Def							
00	Aaron Clarke	4-6	1-2	2-2	2	2	4	2	11	0	1	0	0	0	22		
02	Koreem Ozler	1-9	0-1	0-0	0	9	9	1	21	1	4	0	3	31			
11	Cameron Parker	0-3	0-1	0-2	1	5	6	2	0	5	2	0	0	28			
12	Zach Radz	0-0	0-0	0-1	0	0	0	1	0	1	0	0	0	6			
22	Sean Hoehn	3-9	1-3	8-8	0	5	5	2	15	2	3	0	0	33			
24	E.J. Anobile	6-8	2-2	5-6	1	7	8	3	19	1	3	1	0	30			
25	Jare'l Spellman	4-7	0-1	0-0	2	6	8	3	8	2	0	9	1	34			
30	Kinnon LaRose	3-5	1-2	0-0	1	3	4	3	7	0	2	0	0	16			
Team		1		0		1											
Totals		21-47	5-12	15-19	9	38	47	17	62	12	19	0	5	200			

FG % 1st Half: 13.30 43.3% 2nd half: 8.17 47.1% Game: 21-47 44.7% Deadball Rebounds: 2.1
 3FG % 1st Half: 2.7 28.6% 2nd half: 3.5 49.0% Game: 4-11 36.4% 2nd half: 6-13 46.2% Game: 10-24 41.7%
 FT % 1st Half: 4.4 100.0% 2nd half: 11-15 73.3% Game: 15-19 78.9%

Officials: Brandon Cruz, Christopher Slattery, Brian O'Connell
 Technical fouls: Wagner-None. Sacred Heart-None.
 Attendance: 707
 2019-19 Men's Basketball, Round 0, Sacred Heart vs Wagner, Played at.

Score by periods	1st	2nd	Total
Wagner	15	23	38
Sacred Heart	32	30	62

Points	In	Off	2nd	Fast	Bench
WAGNER	10	6	5	4	16
Sacred Heart	30	15	9	15	18

Last FG - WAGNER 2nd 00:34, SHU 2nd 01:32.
 Largest lead - WAGNER None, SHU by 25 2nd 01:32.
 WAGNER led for 00:00, SHU led for 39:43, Game was tied for 00:17.

Official Basketball Box Score -- Game Totals -- Final Statistics
Wagner vs Saint Francis (PA)
 01/24/19 7:00 pm at Loretto, PA (DeGol Arena)

Wagner 83 • 9-9

#	Player	Total			3-Pr			Rebounds			PF	TP	A	T	Bk	Stl	Min
		FG	FGA	FT	FTA	Off	Def	Off	Def	Def							
00	JACKSON,Nigel	2-4	0-1	1-1	1	1	0	1	2	5	0	0	0	0	8		
02	PLUMMER,Tyler	0-0	0-0	0-0	0	0	0	0	1	0	0	0	0	0	3		
03	NORFLEET,Jonathan	0-3	0-1	0-0	0	1	0	0	0	1	0	0	0	0	10		
04	SUMBRY,AJ	5-7	0-1	2-4	5	5	10	2	12	0	0	0	2	0	32		
11	SAUNDERS,Romone	6-13	4-7	2-2	2	3	5	1	18	6	2	0	3	38			
12	FREEMAN,Chase	3-6	3-6	4-4	0	1	1	4	13	4	1	0	0	32			
13	NESBY IV,Tyrone	3-6	1-4	0-0	0	0	0	0	3	7	2	1	0	19			
21	DAVIS,Elijah	5-12	3-7	7-8	2	2	4	0	20	1	3	0	0	37			
22	COULANGES,Jeff	0-0	0-0	0-0	0	0	0	0	0	0	0	0	0	0			
24	LIGGEONS,Devin	3-6	1-4	1-1	2	2	4	3	8	2	1	1	0	21			
Team		2		4		6											
Totals		27-57	12-31	17-20	15	18	33	16	83	17	9	3	8	200			

FG % 1st Half: 11-31 35.5% 2nd half: 16-26 61.5% Game: 27-57 47.4% Deadball Rebounds: 2
 3FG % 1st Half: 7-18 38.9% 2nd half: 5-13 38.5% Game: 12-31 36.7%
 FT % 1st Half: 7-10 70.0% 2nd half: 10-10 100.0% Game: 17-20 85.0%

Saint Francis (PA) 79 • 7-11

#	Player	Total			3-Pr			Rebounds			PF	TP	A	T	Bk	Stl	Min
		FG	FGA	FT	FTA	Off	Def	Off	Def	Def							
01	Ramir Dixon-Conover	1-2	1-1	0-0	0	0	0	0	1	3	0	2	0	0	6		
03	Jamaal King	4-10	1-5	2-2	0	2	2	2	11	5	1	0	1	30			
04	Randall Gaskins	2-4	1-3	0-0	0	2	3	5	3	5	3	0	0	25			
05	Myles Thompson	1-2	0-0	0-1	0	2	2	2	0	0	0	0	0	6			
11	Isahiah Blackmon	5-7	2-4	0-1	4	3	7	2	12	4	1	0	0	26			
13	Keith Braxton	9-13	2-4	5-7	2	3	5	25	2	3	0	3	33				
14	Andre Wolford	4-10	3-7	0-0	2	0	2	1	11	1	1	0	0	34			
36	Deivytas Kuzovas	1-1	0-0	0-0	1	0	1	1	2	0	0	0	0	6			
33	Ludvig Laporal	3-9	0-0	2-2	1	2	3	2	8	0	1	0	0	26			
42	Mark Flagg	0-1	0-0	0-0	0	2	2	1	0	1	0	1	0	8			
Team		4		0		4											
Totals		30-59	10-24	9-13	14	16	30	17	79	15	1	1	7	200			

FG % 1st Half: 13-30 43.3% 2nd half: 17-29 58.6% Game: 30-59 50.8% Deadball Rebounds: 1
 3FG % 1st Half: 4-11 36.4% 2nd half: 6-13 46.2% Game: 10-24 41.7%
 FT % 1st Half: 5-7 71.4% 2nd half: 4-6 66.7% Game: 9-13 69.2%

Officials: Donnie Epley, Brandon Williams, Greg Evans
 Technical fouls: Wagner-None, Saint Francis (PA)-None.
 Attendance: 767
 2019-19 Men's Basketball, Round 0, Saint Francis (PA) vs Wagner, Played at.

Score by periods	1st	2nd	Total
Wagner	36	47	83
Saint Francis (PA)	35	44	79

Points	In	Off	2nd	Fast	Bench
WAGNER	24	19	18	11	13
Saint Francis (PA)	34	15	18	12	19

Last FG - WAGNER 2nd 00:46, SFU 2nd 00:07.
 Largest lead - WAGNER by 9 1st 10:09, SFU by 1 1st 00:51.
 WAGNER led for 32:53, SFU led for 01:10, Game was tied for 05:57.

2018-19 Wagner Men's Basketball Box Scores

Official Basketball Box Score -- Game Totals -- Final Statistics
Wagner vs Robert Morris
 01/26/19 5:00 pm at Moon Township, PA (N.A. Complex)

Wagner 51 • 9-10

#	Player	Total			3-Pr			Rebounds			PF	TP	A	T	Bk	Stl	Min
		FG	FGA	FT	FTA	Off	Def	Off	Def	Def							
00	JACKSON,Nigel	4-8	3-6	2-2	1	3	4	2	13	1	2	1	1	24			
02	PLUMMER,Tyler	0-0	0-0	0-0	0	0	0	0	0	0	0	0	0	0			
03	NORFLEET,Jonathan	1-3	0-2	0-0	0	1	1	0	2	1	1	0	1	19			
04	SUMBRY,AJ	1-3	0-0	0-0	1	4	5	2	0	1	2	0	0	18			
11	SAUNDERS,Romone	4-13	1-5	7-8	2	7	9	4	16	3	5	1	0	40			
12	FREEMAN,Chase	1-6	1-4	0-0	0	0	0	4	3	2	1	0	0	33			
13	NESBY IV,Tyrone	1-2	0-1	0-0	0	0	0	0	2	0	0	0	0	7			
21	DAVIS,Elijah	3-10	1-4	4-4	1	3	4	0	11	2	2	0	1	37			
24	LIGGEONS,Devin	0-3	0-2	2-2	0	0	0	2	2	0	1	0	0	20			
Team		3		2		5											
Totals		15-48	6-24	15-16	8	20	28	18	51	9	13	4	4	200			

FG % 1st Half: 8-28 28.6% 2nd half: 7-20 35.0% Game: 15-48 31.3% Deadball Rebounds: 0
 3FG % 1st Half: 3-13 23.1% 2nd half: 3-11 27.3% Game: 6-24 25.0%
 FT % 1st Half: 0-0 0.0% 2nd half: 15-16 93.8% Game: 15-16 93.8%

Robert Morris 57 • 12-9

#	Player	Total			3-Pr			Rebounds			PF	TP	A	T	Bk	Stl	Min
		FG	FGA	FT	FTA	Off	Def	Off	Def	Def							
00	Josh Williams	2-8	0-3	5-5	1	5	6	1	9	3	2	0	1	35			
01	Jon Williams	3-6	2-5	0-0	1	1	2	0	8	3	2	2	0	36			
05	Matix Peltway	5-9	0-0	3-3	0	5	5	2	13	0	1	1	0	14			
12	Sayceon McEwen	2-4	0-1	0-0	0	0	0	2	4	0	1	0	0	9			
15	Yannis Mendy	1-5	0-0	2-4	4	2	6	2	6	2	1	0	0	25			
20	Charles Bain	2-12	0-5	0-0	2	2	4	2	4	0	2	0	0	25			
22	Cameron Wilson	0-0	0-0	0-0	0	0	0	3	0	0	1	0	0	10			
23	Natty McConnell	1-8	0-4	6-6	5	7	12	4	8	1	1	0	0	31			
24	Chris Coalmon	2-4	1-2	0-0	1	1	2	1	5	0	2	0	1	15			
Team		4		3		7											
Totals		19															



Official Basketball Box Score -- Game Totals -- Final Statistics
LIU Brooklyn vs WAGNER
 02/02/19 01:00 PM at Staten Island, NY (Spiro Sports Center)

LIU Brooklyn 62 • 1-19; 0-9 NEC

#	Player	Total		3-Ptr		Rebounds			PF	TP	A	TO	Bk	Stl	Min
		FG-FGA	FT-FTA	FG-FGA	FT-FTA	Off	Def	Tot							
00	JOHNSON, Jeydah	0-13	0-4	6-6	1	2	3	2	6	1	0	0	0	0	36
05	MONTAGNE, Tia	3-10	2-6	2-2	0	1	1	5	10	4	3	0	3	39	
12	VAATANEN, Ella	2-7	1-3	0-0	1	1	2	1	5	3	0	0	0	26	
13	ASHE, Autumn	0-0	0-0	0-0	0	0	0	0	0	0	0	0	0	1	
14	WEISE, Ryan	4-7	3-5	4-4	1	2	3	1	15	4	1	3	3	37	
15	THOMAS, Brandy	7-16	0-1	6-6	1	7	8	3	20	1	2	0	1	29	
23	MISIR, Tiya	1-1	0-0	0-0	1	1	2	1	2	1	3	0	1	12	
31	WILLOCK, Destoni	2-6	0-0	2-2	1	2	3	4	4	1	0	1	1	20	
Team				4		4		1							
Totals		19-60	6-19	18-20	10	16	26	17	62	15	10	4	9	200	

1st FG %: 21.7 11.8% 2nd: 4.12 33.3% 3rd: 6.15 40.0% 4th: 7.16 43.8% Game: 19-60 31.7% Deadball Rebounds: 1
 3FG % 1st Half: 0.0 0.0% 2nd half: 2.4 50.0% 3rd: 2.4 50.0% 4th: 2.9 33.3% 6-19 31.6%
 FT % 1st Half: 4.4 100.0% 2nd half: 8.8 100.0% 3rd: 1.1 100.0% 4th: 5.7 71.4% 18-20 90.0%

WAGNER 72 • 6-14; 4-5 NEC

#	Player	Total		3-Ptr		Rebounds			PF	TP	A	TO	Bk	Stl	Min
		FG-FGA	FT-FTA	FG-FGA	FT-FTA	Off	Def	Tot							
05	MASONIUS, Addie	0-0	0-0	0-0	0	0	0	0	0	0	0	0	0	0	0+
10	DAILEY, Alayshia	1-4	0-0	10-10	2	1	3	5	12	5	1	2	1	25	
12	HOW, Joellen	1-3	0-0	0-0	1	5	6	2	2	0	4	0	1	28	
14	HOBSON, Jordan	3-6	2-3	0-0	2	1	3	3	8	0	0	0	0	17	
20	CARTER, Nakylia	3-5	1-2	3-4	1	2	3	4	10	4	2	1	2	27	
22	EDWARDS, Khaleah	1-10	0-3	1-2	1	6	7	1	3	2	4	1	1	39	
23	SIMMONS, Taylah	11-19	0-0	5-6	5	10	15	3	27	3	4	2	0	33	
30	NIGATU, Enas	1-3	0-0	0-0	1	1	2	1	2	1	1	0	0	7	
44	MULLEN, Janelle	4-6	1-1	0-0	1	4	5	1	8	0	2	0	0	24	
Team				1		2		3							
Totals		25-66	3-9	19-22	15	32	47	20	72	15	18	7	5	200	

1st FG %: 8.19 42.1% 2nd: 4.13 39.8% 3rd: 9.14 64.3% 4th: 4.10 40.0% Game: 25-66 44.6% Deadball Rebounds: 3
 3FG % 1st Half: 1.3 33.3% 2nd: 0.2 0.0% 3rd: 1.3 33.3% 4th: 3.9 33.3% 6-23 26.1%
 FT % 1st Half: 3.4 75.0% 2nd: 0.0 0.0% 3rd: 3.4 75.0% 4th: 13-14 92.9% 19-22 86.4%

Officials: Carlos Alvarez, Ashlee Goode, Micki Caldwell
 Technical fouls: LIU Brooklyn-None. WAGNER-None.
 Attendance: 493

Score by periods	1st	2nd	3rd	4th	Total
LIU Brooklyn	8	18	15	21	62
WAGNER	20	8	22	22	72

Last FG - LIUW 4th-00:14, WAGNERW 4th-02:14.
 Largest lead - LIUW None, WAGNERW by 13 4th-03:17.
 LIUW led for 00:00, WAGNERW led for 39:51. Game was tied for 00:00.

Official Basketball Box Score -- Game Totals -- Final Statistics
Wagner vs St. Francis Brooklyn
 02/07/19 7:00 pm at Brooklyn Heights, NY (Pope Center)

Wagner 44 • 10-12

#	Player	Total		3-Ptr		Rebounds			PF	TP	A	TO	Bk	Stl	Min
		FG-FGA	FT-FTA	FG-FGA	FT-FTA	Off	Def	Tot							
00	JACKSON, Nigel	1-1	0-0	0-0	0	0	0	2	2	0	2	2	1	16	
02	PLUMMER, Tyler	1-3	0-1	0-0	2	3	5	2	2	2	4	1	0	23	
03	NORFLEET, Jonathan	3-8	2-2	0-0	0	4	4	2	8	1	7	0	1	26	
04	SUMBRY, AJ	5-9	0-0	0-2	0	6	6	3	10	1	0	4	1	23	
05	ANDERSON, Chance	0-1	0-0	2-2	0	3	3	0	0	0	0	0	0	5	
11	SAUNDERS, Romone	3-14	2-7	3-3	3	4	7	3	11	3	2	0	0	37	
13	NESBY IV, Tyrone	0-2	0-2	0-0	0	0	0	0	0	0	0	0	0	7	
21	DAVIS, Elijah	3-10	0-3	1-1	3	3	6	2	7	0	0	0	2	33	
24	LIGGEONS, Devin	1-2	0-1	0-0	2	5	7	3	2	1	4	0	1	30	
Team				2		1		3							
Totals		17-50	4-16	6-8	12	29	41	17	44	8	19	7	6	200	

FG % 1st Half: 6-19 31.6% 2nd half: 11-31 35.5% Game: 17-50 34.0% Deadball Rebounds: 1
 3FG % 1st Half: 2-8 25.0% 2nd half: 2-8 25.0% Game: 4-16 25.0%
 FT % 1st Half: 5-7 71.4% 2nd half: 1-1 100.0% 6-8 75.0%

St. Francis Brooklyn 51 • 14-10

#	Player	Total		3-Ptr		Rebounds			PF	TP	A	TO	Bk	Stl	Min
		FG-FGA	FT-FTA	FG-FGA	FT-FTA	Off	Def	Tot							
01	Steven Krinic	2-5	0-2	1-2	1	3	4	3	5	2	0	0	0	26	
02	Rosel Hurley	6-11	0-0	0-3	0	4	4	0	12	0	2	1	2	28	
04	Chauncey Hawkins	1-7	0-3	2-3	0	1	1	4	4	2	1	0	0	23	
05	Yaradyah Evans	1-4	0-2	1-2	3	1	4	2	3	0	0	0	1	12	
10	Glenn Sanabria	3-9	3-7	2-2	0	3	3	11	1	3	0	3	2	27	
13	Keon Williams	1-4	0-2	0-0	3	0	3	1	2	0	1	0	1	18	
14	Jalen Jordan	3-8	3-6	1-2	2	2	4	10	1	0	0	0	0	30	
20	Cori Johnson	0-0	0-0	0-0	0	0	0	0	0	0	0	1	0	10	
23	Deniz Celen	1-3	0-1	2-2	0	5	2	4	1	2	0	3	2	23	
41	Christian Rohlehr	0-0	0-0	0-0	0	1	0	0	0	0	1	0	1	3	
Team				1		2		3							
Totals		18-51	6-23	10	22	32	15	51	17	12	1	12	20		

FG % 1st Half: 7-24 29.2% 2nd half: 11-27 40.7% Game: 18-51 35.3% Deadball Rebounds: 1
 3FG % 1st Half: 1-11 9.1% 2nd half: 5-12 41.7% Game: 6-23 26.1%
 FT % 1st Half: 2-4 50.0% 2nd half: 7-12 58.3% Game: 9-16 56.3%

Officials: Nathan Hall, Andy O'Brien, Jeff Clark
 Technical fouls: Wagner-None. St. Francis Brooklyn-None.
 Attendance: 478
 2018-19 Men's Basketball. Round: 0. St. Francis Brooklyn vs Wagner. Played at

Score by periods	1st	2nd	Total
Wagner	19	25	44
St. Francis Brooklyn	17	34	51

Last FG - WAGNER 2nd-01:45, SFC 2nd-00:25.
 Largest lead - WAGNER by 6 1st-04:53, SFC by 7 2nd-00:04.
 WAGNER led for 14:38, SFC led for 17:05. Game was tied for 08:19.

2018-19 Wagner Men's Basketball Box Scores

Official Basketball Box Score -- Game Totals -- Final Statistics
Wagner vs LIU Brooklyn
 02/09/19 4:30 pm at Brooklyn, NY (Steinberg Wellness Center)

Wagner 68 • 10-12

#	Player	Total		3-Ptr		Rebounds			PF	TP	A	TO	Bk	Stl	Min
		FG-FGA	FT-FTA	FG-FGA	FT-FTA	Off	Def	Tot							
00	JACKSON, Nigel	5-15	0-5	1-2	5	2	7	3	11	0	1	0	0	23	
02	PLUMMER, Tyler	0-1	0-0	0-0	2	1	3	1	0	0	0	0	0	17	
03	NORFLEET, Jonathan	0-4	0-2	0-0	0	3	3	1	0	2	2	0	0	24	
04	SUMBRY, AJ	5-8	0-0	4-5	6	3	9	5	14	0	1	2	0	22	
05	ANDERSON, Chance	0-0	0-0	0-0	0	0	0	1	0	0	0	0	0	2	
11	SAUNDERS, Romone	2-9	0-3	3-6	3	5	8	4	7	6	2	1	2	30	
13	NESBY IV, Tyrone	3-8	3-3	0-0	1	1	2	2	9	1	2	0	1	25	
21	DAVIS, Elijah	8-16	1-3	1-4	2	1	3	2	18	2	2	1	1	32	
24	LIGGEONS, Devin	3-7	1-3	2-3	0	2	2	2	9	1	0	0	0	25	
Team				3		5		5							
Totals		26-68	5-19	11-20	23	20	43	21	68	12	10	4	4	200	

FG % 1st Half: 12-32 37.5% 2nd half: 14-36 38.9% Game: 26-68 38.2% Deadball Rebounds: 3
 3FG % 1st Half: 1-2 8.3% 2nd half: 4-7 57.1% Game: 5-19 26.3%
 FT % 1st Half: 3-5 60.0% 2nd half: 8-15 53.3% Game: 11-20 55.0%

LIU Brooklyn 65 • 11-12

#	Player	Total		3-Ptr		Rebounds			PF	TP	A	TO	Bk	Stl	Min
		FG-FGA	FT-FTA	FG-FGA	FT-FTA	Off	Def	Tot							
01	Julian Batts	2-4	1-1	5-6	0	3	3	4	10	1	1	0	0	34	
02	Julius van Sauers	0-1	0-0	2-2	1	4	5	5	2	2	1	0	0	21	
03	Jashaun Agostol	1-5	0-1	3-4	0	1	1	5	6	4	0	1	0	33	
05	Shyheim Hicks	0-0	0-0	0-0	0	0	0	0	0	0	0	0	0	0	
11	Eral Penn	2-3	0-0	2-2	0	7	7	3	6	0	4	0	2	23	
13	Garlandou Cisse	0-0	0-0	0-1	0	1	1	1	0	0	0	0	0	3	
22	Raul Frías	5-9	4-7	0-0	0	3	3	0	14	0	0	1	1	26	
23	Raiquan Clark	5-15	1-2	10-13	3	4	7	3	21	3	6	1	1	37	
24	Tyrm Flowers	3-8	1-3	0-0	1	1	2	5	7	1	2	0	1	37	
Team				4		5		4							
Totals		18-45	7-14	22-28	9	25	34	22	65	13	14	6	4	200	

FG % 1st Half: 11-24 45.8% 2nd half: 7-21 33.3% Game: 18-45 40.0% Deadball Rebounds: 3
 3FG % 1st Half: 5-8 62.5% 2nd half: 2-6 33.3% Game: 7-14 50.0%
 FT % 1st Half: 7-8 87.5% 2nd half: 15-20 75.0% Game: 22-28 78.6%

Officials: Tom Courtney, Rod Mrakovitch, James Oswalt
 Technical fouls: Wagner-ANDERSON, Chance; TEAM. LIU Brooklyn-Julius van Sauers.
 Attendance: 672
 2018-19 Men's Basketball. Round: 0. LIU Brooklyn vs Wagner. Played at

Score by periods	1st	2nd	Total
Wagner	28	40	68
LIU Brooklyn	34	31	65

Last FG - WAGNER 2nd-01:31, LIU 2nd-03:19.
 Largest lead - WAGNER by 4 1st-17:29, LIU by 10 1st-12:48.
 WAGNER led for 08:47, LIU led for 25:44. Game was tied for 05:29.

Official Basketball Box Score -- Game Totals -- Final Statistics
Central Conn. St. vs Wagner
 02/14/19 7:00 PM at Staten Island, NY (Spiro Sports Center)

Central Conn. St. 57 • 11-15, 5-8

#	Player	Total		3-Ptr		Rebounds			PF	TP	A	TO	Bk	Min
		FG-FGA	FT-FTA	FG-FGA	FT-FTA	Off	Def	Tot						
01	Tyler Kohl	4-15	2-9	8-9	0	5	5	0	18	2	2	0	2	20
02	Kashaun Hicks	0-5												



Official Basketball Box Score -- Game Totals -- Final Statistics
Wagner vs Mount St. Mary's
2/16/19 4:00 PM at Knott Arena

Wagner 58 • 13-12, 8-6 NEC

#	Player	Total		3-Ptr		Rebounds			PF	TP	A	T	Bk	Stl	Min
		FG	FGA	FG	FGA	FT	FTA	Off							
21	DAVIS, Elijah	1	2-13	0-4	4-4	3	7	10	1	8	1	0	0	0	36
04	SUMBRY, AJ	c	3-7	0-0	1-2	3	5	8	1	7	1	1	2	0	33
03	NORFLEET, Jonathan	g	1-5	1-3	0-0	0	3	3	3	2	1	0	0	0	14
11	SAUNDERS, Romone	g	2-14	1-5	7-9	2	5	7	0	12	3	1	0	0	24
13	NESSBY IV, Tyrone	g	2-5	2-5	0-0	0	4	4	6	0	0	0	0	0	19
00	JACKSON, Nigel	g	4-8	2-5	0-0	1	0	1	3	10	0	1	0	0	10
02	PLUMMER, Tyler	g	0-0	0-0	0-0	0	0	0	0	0	0	0	0	0	0+
05	ANDERSON, Chance	g	0-0	0-0	0-0	2	2	2	0	0	1	0	0	0	3
12	FREEMAN, Chase	g	0-2	0-2	2-2	0	0	0	4	2	0	0	0	0	19
24	LIGGEONS, Devin	g	3-7	0-2	4-6	3	5	8	2	10	2	0	0	0	26
	Team					1	1	2		1					
	Totals		17-61	6-26	18-23	15	30	45	18	58	9	6	2	2	200

FG % 1st Half:	7-33	21.2%	2nd half:	10-28	35.7%	Game:	17-61	27.9%	Deadball	
3FG % 1st Half:	3-16	18.8%	2nd half:	3-10	30.0%	Game:	6-26	23.1%	Rebounds	3.1
FT % 1st Half:	5-6	83.3%	2nd half:	13-17	76.5%	Game:	18-23	78.3%		

Mount St. Mary's 56 • 7-20, 4-10 NEC

#	Player	Total		3-Ptr		Rebounds			PF	TP	A	T	Bk	Stl	Min
		FG	FGA	FG	FGA	FT	FTA	Off							
13	HABWE, Omar	f	1-5	1-3	3-5	0	4	4	2	6	0	0	0	0	30
42	JEFFERSON, Malik	f	2-3	0-0	2-2	1	0	1	4	6	0	1	0	0	16
00	MORSE, Vado	g	7-19	3-10	6-8	0	2	2	1	23	4	3	0	0	38
01	GIBBS, Jalen	g	3-8	1-4	0-0	0	8	8	2	7	0	1	0	0	35
15	CHONG QUI, Damian	g	1-6	0-2	0-1	1	6	7	5	2	1	1	0	0	20
02	BARNES, Dee	g	2-5	1-3	0-0	0	3	3	5	5	1	1	0	0	11
21	NAAMEE, Collin	g	0-0	0-0	1-2	0	2	2	1	1	0	0	0	0	9
22	OPOKU, Nana	g	2-4	0-1	2-2	2	4	6	1	6	0	0	2	0	31
	Team					3	2	5							
	Totals		18-50	6-23	14-20	7	31	38	21	56	6	7	3	2	200

FG % 1st Half:	11-27	40.7%	2nd half:	7-23	30.4%	Game:	18-50	36.0%	Deadball	
3FG % 1st Half:	4-13	30.8%	2nd half:	2-10	20.0%	Game:	6-23	26.1%	Rebounds	0
FT % 1st Half:	6-10	60.0%	2nd half:	8-10	80.0%	Game:	14-20	70.0%		

Officials: Ray Perone, Byron Taylor, Jason Miralbio
 Technical fouls: Wagner-None, Mount St. Mary's-BARNES, Dee.
 Attendance: 2182

Score by periods	1st	2nd	Total
Wagner	22	36	58
Mount St. Mary's	32	24	56

Last FG - WAGNER 2nd-00:01, MOUNT 2nd-00:06.
 Largest lead - WAGNER by 4 1st-18:22, MOUNT by 14 1st-01:58.
 WAGNER led for 04:11, MOUNT led for 31:09. Game was tied for 04:35.

Points	In	Off	2nd	Fast	Bench
WAGNER	Paint	T/O	Chance	Break	
58	20	6	23	2	12
MOUNT	18	7	9	7	12

Official Basketball Box Score -- Game Totals -- Final Statistics
Wagner vs Bryant
02/21/19 7:00 pm at Smithfield, RI (Chace Center)

Wagner 65 • 13-13

#	Player	Total		3-Ptr		Rebounds			PF	TP	A	T	Bk	Stl	Min
		FG	FGA	FG	FGA	FT	FTA	Off							
00	JACKSON,Nigel	g	4-10	2-6	0-0	0	1	1	4	10	0	0	2	0	18
02	PLUMMER,Tyler	g	0-0	0-0	0-0	0	0	0	0	0	0	0	0	0	3
03	NORFLEET,Jonathan	g	4-8	2-3	0-0	1	2	3	1	10	1	2	0	0	26
04	SUMBRY,AJ	f	4-7	0-0	0-0	0	5	5	4	8	0	1	3	0	25
05	ANDERSON,Chance	g	1-2	0-0	0-0	0	0	0	0	2	0	1	1	0	3
11	SAUNDERS,Romone	g	5-10	1-2	4-4	2	2	4	4	15	1	3	0	0	27
12	FREEMAN,Chase	g	0-5	0-0	0-0	0	1	1	3	0	3	1	0	0	25
13	NESSBY IV,Tyrone	g	0-0	0-0	0-0	0	2	2	0	0	0	0	0	0	5
21	DAVIS,Elijah	g	7-12	1-4	1-1	2	0	2	2	16	5	4	0	1	36
24	LIGGEONS,Devin	g	2-9	0-2	0-0	4	3	7	1	4	1	0	0	2	32
	Team					2	3	5							
	Totals		27-63	6-17	5-5	11	19	30	19	65	11	12	6	8	200

FG % 1st Half:	11-26	42.3%	2nd half:	16-37	43.2%	Game:	27-63	42.9%	Deadball	
3FG % 1st Half:	1-5	20.0%	2nd half:	5-12	41.7%	Game:	6-17	35.3%	Rebounds	0
FT % 1st Half:	0-0	0.0%	2nd half:	5-5	100.0%	Game:	5-5	100.0%		

Bryant 67 • 9-17

#	Player	Total		3-Ptr		Rebounds			PF	TP	A	T	Bk	Stl	Min
		FG	FGA	FG	FGA	FT	FTA	Off							
01	Juan Cardenas	f	3-4	1-2	6-7	3	4	7	2	13	0	0	1	1	37
03	Taylor Hawkins	g	5-13	2-7	0-0	0	4	4	1	12	3	3	0	1	32
10	Taylor McHugh	g	1-3	0-1	0-0	0	1	1	1	2	2	2	0	0	20
11	Adam Grant	g	6-10	5-7	0-0	0	5	5	1	17	1	2	0	0	36
22	Joe Kasperzyk	g	2-5	0-1	2-2	1	1	2	0	6	3	3	0	0	32
25	Patrick Harding	g	2-2	0-0	0-0	1	0	1	0	4	1	0	0	0	8
35	Sebastian Townes	g	5-12	0-2	3-5	0	5	5	1	13	2	2	1	0	35
	Team					4	5	9							
	Totals		24-49	8-20	11-15	9	25	34	6	67	12	14	2	5	200

FG % 1st Half:	14-27	51.9%	2nd half:	10-22	45.5%	Game:	24-49	49.0%	Deadball	
3FG % 1st Half:	6-12	50.0%	2nd half:	2-8	25.0%	Game:	8-20	40.0%	Rebounds	1
FT % 1st Half:	4-5	80.0%	2nd half:	7-10	70.0%	Game:	11-15	73.3%		

Officials: Nathan Farrell,Jim Bruno,Brandon Cruz
 Technical fouls: Wagner-None, Bryant-None.
 Attendance: 1093

2018-19 Men's Basketball, Round: 0, Bryant vs Wagner, Played at:

Score by periods	1st	2nd	Total
Wagner	23	42	65
Bryant	38	29	67

Points	In	Off	2nd	Fast	Bench
WAGNER	Paint	T/O	Chance	Break	
65	34	19	10	4	12
BRYANT	28	10	6	8	6

Last FG - WAGNER 2nd-00:14, BRYANT 2nd-01:05.
 Largest lead - WAGNER by 4 1st-19:17, BRYANT by 15 1st-00:25.
 WAGNER led for 05:45, BRYANT led for 30:06. Game was tied for 04:09.

Points	In	Off	2nd	Fast	Bench
WAGNER	Paint	T/O	Chance	Break	
65	34	19	10	4	12
BRYANT	28	10	6	8	6

2018-19 Wagner Men's Basketball Box Scores

Official Basketball Box Score -- Game Totals -- Final Statistics
Wagner vs Fairleigh Dickinson
02/23/19 4:30 pm at

Wagner 66 • 13-14, 8-8 NEC

#	Player	Total		3-Ptr		Rebounds			PF	TP	A	T	Bk	Stl	Min
		FG	FGA	FG	FGA	FT	FTA	Off							
04	AJ Sumbray	f	2-6	0-0	1-2	3	3	6	5	0	4	1	0	0	22
03	Jonathan Norfleet	g	5-9	4-6	2-2	0	1	1	16	1	1	1	2	28	
11	Romone Saunders	g	2-12	1-6	2-2	3	4	7	3	7	3	1	0	0	33
21	Elijah Davis	g	2-8	0-2	5-5	1	3	4	0	9	4	1	0	0	34
24	Devin Liggeons	g	2-3	0-1	1-2	0	3	3	3	5	2	2	0	0	32
00	Nigel Jackson	g	8-13	4-7	2-2	2	1	3	4	22	0	0	0	0	19
12	Chase Freeman	g	0-0	0-0	2-2	1	0	1	0	2	0	1	0	0	15
13	Tyrone Nesby IV	g	0-3	0-3	0-0	1	0	1	0	2	0	1	0	0	17
	Team					0	1	1							
	Totals		21-54	9-25	15-17	11	16	27	18	66	10	11	2	5	200

FG % 1st Half:	8-22	36.4%	2nd half:	13-32	40.6%	Game:	21-54	38.9%	Deadball	
3FG % 1st Half:	4-9	44.4%	2nd half:	5-16	31.3%	Game:	9-25	36.0%	Rebounds	1.1
FT % 1st Half:	5-6	83.3%	2nd half:	10-11	90.9%	Game:	15-17	88.2%		

Fairleigh Dickinson 74 • 15-13, 10-6 NEC

#	Player	Total		3-Ptr		Rebounds			PF	TP	A	T	Bk	Stl	Min
		FG	FGA	FG	FGA	FT	FTA	Off							
12	Kalob Bishop	f	4-8	1-4	2-2	2	3	5	3	11	1	1	1	0</	



2018-19 Wagner Men's Basketball Box Scores

Official Basketball Box Score -- Game Totals -- Final Statistics Robert Morris vs Wagner 03/02/19 4:00 PM at Staten Island, NY (Spiro Sports Center)

Robert Morris 69 • 16-15, 11-7

#	Player	Total		3-Ptr		Rebounds		PF	TP	A	TO	Blk	Stl	Min			
		FG	FGA	FG	FGA	FT	FTA								Off	Def	Tot
00	WILLIAMS, Josh	4	13	2	8	4	4	1	5	6	3	14	3	3	0	0	33
01	WILLIAMS, Jon	3	6	2	3	4	5	0	2	2	2	12	8	0	0	0	36
02	COLE, David	0	0	0	0	0	0	0	0	0	0	0	0	0	0	0	1
03	TREACY, Dante	0	1	0	0	0	1	0	1	1	0	0	0	1	0	0	10
05	PETTEWAY, Malik	1	3	0	0	1	1	3	2	0	2	0	0	0	0	0	9
10	THOMAS, Koby	2	4	0	1	1	1	0	1	1	0	5	0	2	0	0	12
15	MENDY, Yannis	4	4	0	0	2	2	1	3	4	3	10	0	2	0	0	20
20	BAIN, Charles	3	4	1	1	3	5	3	1	4	2	10	0	0	0	0	27
22	WILBON, Cameron	1	3	0	1	1	2	3	2	3	0	1	0	0	0	0	9
23	MCCONNELL, Matty	3	6	1	4	2	3	5	3	9	1	1	0	0	0	0	33
24	COALMON, Chris	2	2	0	0	0	3	5	4	1	1	0	0	0	0	0	10
	Team																
	Totals	23	46	6	18	17	23	10	26	36	23	69	13	14	0	0	200

FG % 1st Half: 9-23 39.1% 2nd half: 14-23 60.9% Game: 23-46 50.0%
 3FG % 1st Half: 1-8 12.5% 2nd half: 5-10 50.0% Game: 6-18 33.3%
 FT % 1st Half: 1-4 25.0% 2nd half: 16-19 84.2% Game: 17-23 73.9%

Wagner 60 • 13-16, 8-10

#	Player	Total		3-Ptr		Rebounds		PF	TP	A	TO	Blk	Stl	Min			
		FG	FGA	FG	FGA	FT	FTA								Off	Def	Tot
00	JACKSON, Nigel	1	6	0	2	0	0	1	1	2	2	2	0	0	0	0	13
02	PLUMMER, Tyler	0	0	0	0	0	0	0	0	0	0	0	0	0	0	0	0
03	NORFLEET, Jonathan	0	2	0	1	0	0	1	1	2	0	0	0	1	0	0	13
05	ANDERSON, Chance	2	2	0	0	1	2	2	4	6	3	5	0	0	0	0	24
11	SAUNDERS, Romone	7	15	2	8	10	10	4	5	9	4	26	1	2	0	0	32
12	FREEMAN, Chase	0	4	0	3	2	2	0	1	1	0	2	0	0	0	0	10
13	NESBY IV, Tyrone	1	6	0	5	0	0	3	3	2	0	0	0	0	1	0	21
21	DAVIS, Elijah	5	12	2	6	5	7	1	0	1	3	17	1	3	1	0	39
22	COULANGES, Jeff	0	1	0	0	0	1	0	1	1	0	0	0	0	0	0	2
24	LIGGEONS, Devin	0	6	0	2	6	6	3	1	4	4	6	0	1	1	0	26
	Team																
	Totals	16	54	4	27	24	27	13	17	30	22	60	4	6	3	5	200

FG % 1st Half: 11-27 40.7% 2nd half: 5-27 18.5% Game: 16-54 29.6%
 3FG % 1st Half: 3-12 25.0% 2nd half: 1-15 6.7% Game: 4-27 14.8%
 FT % 1st Half: 3-5 60.0% 2nd half: 21-22 95.5% Game: 24-27 88.9%

Officials: Mike McCloskey, Steve Ruppenthal, Mike Pilla
 Technical fouls: Robert Morris-None, Wagner-None.
 Attendance: 1558

Score by periods	1st	2nd	Total
Robert Morris	20	49	69
Wagner	28	32	60

Points	In	Off	2nd	Fast	Bench
RMU	32	5	6	6	14
WAGNER	16	11	13	2	9

Last FG - RMU 2nd-01:31, WAGNER 2nd-00:17
 Largest lead - RMU by 14 2nd-01:31, WAGNER by 9 1st-02:06.
 RMU led for 18:34, WAGNER led for 20:18. Game was tied for 01:08.

Official Basketball Box Score -- Game Totals -- Final Statistics Wagner vs Fairleigh Dickinson 03/06/19 7:00 PM at Hackensack, N.J. (Stratis Arena)

Wagner 46 • 13-17

#	Player	Total		3-Ptr		Rebounds		PF	TP	A	TO	Blk	Stl	Min			
		FG	FGA	FG	FGA	FT	FTA								Off	Def	Tot
00	JACKSON, Nigel	1	5	0	3	0	0	2	2	4	3	2	1	2	0	1	18
02	PLUMMER, Tyler	0	1	0	0	0	0	1	0	1	1	0	0	1	0	0	8
04	SUMBRY, AJ	1	5	0	0	0	0	3	2	5	4	2	1	2	1	1	28
11	SAUNDERS, Romone	3	14	2	7	1	2	4	4	8	3	9	3	6	0	2	36
12	FREEMAN, Chase	1	1	0	0	0	0	0	0	0	1	2	0	3	0	0	18
13	NESBY IV, Tyrone	1	9	0	8	0	0	0	0	0	4	2	1	0	1	4	31
21	DAVIS, Elijah	9	21	4	10	1	1	6	2	8	2	23	0	3	0	0	36
22	COULANGES, Jeff	0	0	0	0	0	0	0	0	0	1	0	0	0	0	0	3
24	LIGGEONS, Devin	1	5	0	2	4	5	2	2	4	1	6	1	3	0	0	22
	Team																
	Totals	17	61	6	30	6	8	20	12	32	20	46	7	21	2	8	200

FG % 1st Half: 6-25 24.0% 2nd half: 11-36 30.6% Game: 17-61 27.9%
 3FG % 1st Half: 2-12 16.7% 2nd half: 4-18 22.2% Game: 6-30 20.0%
 FT % 1st Half: 0-0 0.0% 2nd half: 6-8 75.0% Game: 6-8 75.0%

Fairleigh Dickinson 84 • 18-13

#	Player	Total		3-Ptr		Rebounds		PF	TP	A	TO	Blk	Stl	Min			
		FG	FGA	FG	FGA	FT	FTA								Off	Def	Tot
01	EDGE, Darnell	5	9	2	5	3	3	0	3	3	2	15	4	3	0	7	33
02	SALIBA JR, Bassel	1	3	0	1	0	0	0	1	1	1	2	1	2	0	2	7
03	JENKINS, Jahli	3	8	1	4	4	4	1	1	2	0	11	6	1	0	1	34
10	POWELL, Brandon	1	6	1	4	0	0	3	3	1	3	0	1	0	1	18	
11	JONES, Tyler	0	4	0	1	0	0	1	1	2	0	3	3	0	1	8	
12	BISHOP, Kaleb	4	6	1	2	2	3	4	7	3	11	0	2	4	0	1	32
15	OKEKE, Oscar	1	1	0	0	0	0	0	0	0	2	0	0	0	0	1	5
21	WILLIAMS, Elijah	5	5	3	3	4	4	2	4	6	1	17	1	1	0	0	27
33	MCNAMARA, Pat	2	2	1	1	0	0	2	2	1	5	0	0	0	0	8	
34	HOLLOWAY JR., Mike	6	7	0	0	6	7	1	3	4	2	18	1	1	0	1	28
	Team																
	Totals	28	51	9	21	19	20	10	25	35	13	84	16	15	4	14	200

FG % 1st Half: 14-22 63.6% 2nd half: 14-29 48.3% Game: 28-51 54.9%
 3FG % 1st Half: 6-11 54.5% 2nd half: 3-10 30.0% Game: 9-21 42.9%
 FT % 1st Half: 9-9 100.0% 2nd half: 10-11 90.9% Game: 19-20 95.0%

Officials: Paul Fala, Tom Deneen, and Sean Campbell
 Technical fouls: Wagner-DAVIS, Elijah, Fairleigh Dickinson-None.
 Attendance: 1190
 2019 NEC Tournament Quarterfinal

Score by periods	1st	2nd	Total
Wagner	14	32	46
Fairleigh Dickinson	43	41	84

Points	In	Off	2nd	Fast	Bench
WAGNER	20	9	17	2	8
FDU	30	24	12	16	12

Last FG - WAGNER 2nd-00:17, FDU 2nd-00:27.
 Largest lead - WAGNER by 6 1st-16:16, FDU by 42 2nd-05:43.
 WAGNER led for 07:51, FDU led for 32:43. Game was tied for 00:16.



All games

RECORD:	OVERALL	HOME	AWAY	NEUTRAL
ALL GAMES	0-1	0-0	0-1	0-0
CONFERENCE	0-0	0-0	0-0	0-0
NON-CONFERENCE	0-1	0-0	0-1	0-0

#	Player	gp-gs	min	avg	Total		3-Point		F-Throw		Rebounds				pf	dq	a	to	blk	stl	pts	avg		
					fg-fga	fg%	3fg-fga	3fg%	ft-fta	ft%	off	def	tot	avg										
01	Atiba Taylor	1-0	15	15.0	1-6	.16	0-3	.00	0-0	.00	2	1	3	3.0	2	0	2	1	0	1	2	2.0		
02	Alex Morales	1-1	34	34.0	5-12	.41	0-2	.00	7-10	.70	1	5	6	6.0	3	0	5	6	0	0	17	17.0		
11	Will Martinez	1-0	25	25.0	7-14	.50	0-1	.00	0-2	.00	0	3	3	3.0	4	0	1	1	0	2	14	14.0		
12	Chase Freeman	1-1	27	27.0	0-2	.00	0-2	.00	2-2	1.000	0	3	3	3.0	3	0	2	4	0	0	2	2.0		
13	Tyrone Nesby IV	1-1	22	22.0	4-9	.44	4-7	.57	0-0	.00	0	2	2	2.0	4	0	0	0	0	0	12	12.0		
22	Ja'Mier Fletcher	1-0	19	19.0	2-3	.66	0-0	.00	1-2	.50	3	2	5	5.0	3	0	0	2	0	0	5	5.0		
25	Deandre Wilkins	1-0	2	2.0	0-0	.00	0-0	.00	0-0	.00	0	0	0	0.0	0	0	0	0	0	0	0	0.0		
32	Patrick Szpir	1-1	28	28.0	4-6	.66	0-0	.00	4-7	.57	6	5	11	11.0	3	0	1	0	0	0	12	12.0		
33	Curtis Cobb	1-1	28	28.0	2-9	.22	1-8	.12	2-3	.66	0	2	2	2.0	4	0	1	6	0	1	7	7.0		
Team											1	1	2											
Total.....		1	200		25-61	.41	5-23	.21	16-26	.61	13	24	37	37.0	26	0	12	21	0	4	71	71.0		
Opponents.....		1	200		37-60	.61	9-24	.37	22-32	.68	6	30	36	36.0	25	0	20	10	5	14	105	105.0		

TEAM STATISTICS	WC	OPP	Date	Opponent	Score	Att.
SCORING	71	105	11/05/19	at Seton Hall	L 71-105	1655
Points per game	71.0	105.0	* - Conference game			
Scoring margin	-34.0	-				
FIELD GOALS-ATT	25-61	37-60				
Field goal pct	.410	.617				
3 POINT FG-ATT	5-23	9-24				
3-point FG pct	.217	.375				
3-pt FG made per gam	5.0	9.0				
FREE THROWS-ATT	16-26	22-32				
Free throw pct	.615	.688				
F-Throws made per ga	16.0	22.0				
REBOUNDS	37	36				
Rebounds per game	37.0	36.0				
Rebounding margin	+1.0	-				
ASSISTS	12	20				
Assists per game	12.0	20.0				
TURNOVERS	21	10				
Turnovers per game	21.0	10.0				
Turnover margin	-11.0	-				
Assist/turnover ratio	0.6	2.0				
STEALS	4	14				
Steals per game	4.0	14.0				
BLOCKS	0	5				
Blocks per game	0.0	5.0				
ATTENDANCE	0	1655				
Home games-Avg/Gam	0-0	1-1655				
Neutral site-Avg/Game	-	0-0				

Score by Periods	1st	2nd	Totals
Wagner	37	34	71
Opponents	52	53	105



Wagner Game-by-Game Highs (as of Nov 07, 2019)
All games

Opponent	Date	Score	Points	Rebounds	Assists	Steals	Blocked shots
at Seton Hall	11/05/1	71-10	17-Alex Morales	11-Patrick Szpir	5-Alex Morales	2-Will Martinez	None



Wagner - TEAM GAME HIGHS

POINTS	71		at Seton Hall (11/05/19)
FIELD GOALS MADE	25		at Seton Hall (11/05/19)
FIELD GOAL ATTEMPTS	61		at Seton Hall (11/05/19)
FIELD GOAL PERCENTAGE	.410	(25-61)	at Seton Hall (11/05/19)
3 PT FIELD GOALS MADE	5		at Seton Hall (11/05/19)
3 PT FG ATTEMPTS	23		at Seton Hall (11/05/19)
3 PT FG PERCENTAGE	.217	(5-23)	at Seton Hall (11/05/19)
FREE THROWS MADE	16		at Seton Hall (11/05/19)
FREE THROW ATTEMPTS	26		at Seton Hall (11/05/19)
FREE THROW PERCENTAGE	.615	(16-26)	at Seton Hall (11/05/19)
REBOUNDS	37		at Seton Hall (11/05/19)
ASSISTS	12		at Seton Hall (11/05/19)
STEALS	4		at Seton Hall (11/05/19)
TURNOVERS	21		at Seton Hall (11/05/19)
FOULS	26		at Seton Hall (11/05/19)



Wagner - INDIVIDUAL GAME HIGHS

Points	17	Alex Morales at Seton Hall (11/05/19)
	14	Will Martinez at Seton Hall (11/05/19)
	12	Patrick Szpir at Seton Hall (11/05/19)
	12	Tyrone Nesby IV at Seton Hall (11/05/19)
	7	Curtis Cobb at Seton Hall (11/05/19)
Field Goals Made	7	Will Martinez at Seton Hall (11/05/19)
	5	Alex Morales at Seton Hall (11/05/19)
Field Goal Att.	14	Will Martinez at Seton Hall (11/05/19)
	12	Alex Morales at Seton Hall (11/05/19)
FG Pct (min 5 made)	.500 (7-14)	Will Martinez at Seton Hall (11/05/19)
	.417 (5-12)	Alex Morales at Seton Hall (11/05/19)
3-Point FG Made	4	Tyrone Nesby IV at Seton Hall (11/05/19)
	1	Curtis Cobb at Seton Hall (11/05/19)
3-Point FG Att.	8	Curtis Cobb at Seton Hall (11/05/19)
	7	Tyrone Nesby IV at Seton Hall (11/05/19)
3-Pt FG Pct (min 2 made)	.571 (4-7)	Tyrone Nesby IV at Seton Hall (11/05/19)
Free Throws Made	7	Alex Morales at Seton Hall (11/05/19)
	4	Patrick Szpir at Seton Hall (11/05/19)
Free Throw Att.	10	Alex Morales at Seton Hall (11/05/19)
	7	Patrick Szpir at Seton Hall (11/05/19)
FT Pct (min 3 made)	.700 (7-10)	Alex Morales at Seton Hall (11/05/19)
	.571 (4-7)	Patrick Szpir at Seton Hall (11/05/19)
Rebounds	11	Patrick Szpir at Seton Hall (11/05/19)
	6	Alex Morales at Seton Hall (11/05/19)
Assists	5	Alex Morales at Seton Hall (11/05/19)
	2	Chase Freeman at Seton Hall (11/05/19)
	2	Atiba Taylor at Seton Hall (11/05/19)
Steals	2	Will Martinez at Seton Hall (11/05/19)
	1	Atiba Taylor at Seton Hall (11/05/19)
	1	Curtis Cobb at Seton Hall (11/05/19)
Turnovers	6	Curtis Cobb at Seton Hall (11/05/19)
	6	Alex Morales at Seton Hall (11/05/19)
Fouls	4	Curtis Cobb at Seton Hall (11/05/19)
	4	Will Martinez at Seton Hall (11/05/19)
	4	Tyrone Nesby IV at Seton Hall (11/05/19)
Minutes	34	Alex Morales at Seton Hall (11/05/19)
	28	Patrick Szpir at Seton Hall (11/05/19)
	28	Curtis Cobb at Seton Hall (11/05/19)
	27	Chase Freeman at Seton Hall (11/05/19)
	25	Will Martinez at Seton Hall (11/05/19)



#ATTITUDE

