



IOWA HAWKEYES

14-6 Overall, 4-5 Big Ten

3 FINAL FOURS | 8 BIG TEN CHAMPIONSHIPS | 2 BIG TEN TOURNAMENT TITLES | 27 NCAA TOURNAMENTS

IOWA (14-6, 4-5) at PENN STATE (8-9, 3-6)

Jan. 31, 2022 // University Park, PA // Bryce-Jordan Center // 6:01 p.m. CT

IOWA HAWKEYES (Previous Game Starters)

Pos.	No.	Name	Ht.	Wt.	Yr.	Hometown	Statistical Summary
G	2	Joe Toussaint	6-0	190	Jr.	Bronx, New York	5.6 ppg, 2.0 rpg, 3.9 apg
G	3	Jordan Bohannon	6-1	175	RS-Sr.	Marion, Iowa	10.4 ppg, 1.2 rpg, 1.4 apg
F	22	Patrick McCaffery	6-9	200	RS-So.	Iowa City, Iowa	10.8 ppg, 3.3 rpg, 1.8 apg
F	15	Keegan Murray	6-8	225	So.	Cedar Rapids, Iowa	22.4 ppg, 8.4 rpg, 2.1 bpg
F	0	Filip Rebraca	6-9	230	Sr.	Sombor, Serbia	6.1 ppg, 6.0 rpg, 0.6 bpg

Head Coach: Fran McCaffery (Penn, 1979); 12th Season at Iowa (230-158); 24th Season Overall (481-335)

GAME #21 STORYLINES

- Monday is the second time in nine days that Iowa and Penn State will meet.
- Jordan Bohannon (1,846) is 13 points from tying and 14 points from surpassing Aaron White (1,859) for third place on Iowa's all-time scoring chart.
- Three of Iowa's next four games will be played in the eastern footprint of the Big Ten. The Hawkeyes play at Penn State and Ohio State next week, followed by a home date against Minnesota (Feb. 6), and then at Maryland (Feb. 10).
- The Hawkeyes are second in the country in assist-to-turnover ratio (1.8); third in fewest turnovers per game (8.9); and fourth in turnover margin (6.0).
- Iowa ranks No. 22 in the NCAA NET, while Penn State is ranked No. 98. The Hawkeyes have four Quad 2 victories on their resume. Five of Iowa's six losses have come to teams ranked in the AP Top 25 this week.
- Keegan Murray is fourth in the country in points per game (22.4); 29th in field goal percentage (.565); 41st in blocks per contest (2.16); and 63rd in double-doubles (5). Murray is a three-time Big Ten Player of the Week honoree and selected to the Wooden Award Mid-Season Top 25 List and the Lute Olson National Player of the Year Watch List.
- Keegan and Kris Murray have all 13 of Iowa's top individual scoring games this season. Keegan has 11, including the top four, while Kris has two.
- Iowa is second in the Big Ten and seventh nationally in scoring offense (82.6). The Hawkeyes have ranked first in the Big Ten in scoring offense the last three seasons. The Hawkeyes have led the conference in scoring four of the last eight seasons.
- Kris Murray leads the squad in 3-point accuracy, making 40 percent (25-of-62) of his attempts, while Jordan Bohannon is second (.360, 45-of-125). Bohannon is one of 20 players in NCAA history, and fifth player from a Power 5 Conference, to make 400 triples in a career.
- Jordan Bohannon is Iowa's career leader in assists (666), free throw percentage (.886), games played (163), and 3-pointers (409). Bohannon is the NCAA all-time leader in games played (162).
- The Hawkeyes have had scoring runs of 10-0 or more a combined 16 times in 20 games.
- Jordan Bohannon (112) and Connor McCaffery (93) rank second and fifth, respectively, in most career wins among active Big Ten players.
- Iowa has been making the most of its trips to the foul line. The Hawkeyes are shooting 77 percent from the foul line. Iowa is tops in the Big Ten and 24th nationally in free throw accuracy. The 309 free throw makes are 23rd most in the NCAA.
- Fran McCaffery has coached a first-team All-Big Ten honoree six of the last eight years. He has guided Iowa to 20+ wins seven of the last nine seasons and Big Ten upper division finishes eight of the last nine years. Iowa, Michigan State, and Wisconsin have each recorded a Big Ten-best eight first division finishes since 2013.

MULTIMEDIA GAME INFORMATION

TELEVISION

- Big Ten Network
- FOX SPORTS APP
Jason Horowitz (PxP)
Andy Katz (analyst)

RADIO

- Hawkeye Radio Network
- XM 382
Gary Dolphin (PxP)
Bob Hansen (analyst)

LIVE STATISTICS

- StatBroadcast
hawkeyesports.com

2021-22 SCHEDULE/RESULTS

Date	Opponent (TV)	Time
Nov. 9	Longwood	W, 106-73
Nov. 12	Kansas City	W, 89-57
Nov. 16	N.C. Central	W, 86-69
Nov. 18	Alabama State	W, 108-82
Nov. 22	Western Michigan	W, 109-61
Nov. 26	Portland State	W, 85-51
Nov. 29	at Virginia %	W, 75-74
Dec. 3	at #2 Purdue	L, 70-77
Dec. 6	Illinois	L, 83-87
Dec. 9	at #17 Iowa State +	L, 53-73
Dec. 18	vs. Utah State ^	W, 94-75
Dec. 21	Southeastern Louisiana	W, 93-62
Dec. 29	Western Illinois	W, 92-71
Jan. 3	Maryland	W, 80-75
Jan. 6	at #23 Wisconsin	L, 78-87
Jan. 13	Indiana	W, 83-74
Jan. 16	at Minnesota	W, 81-71
Jan. 19	at Rutgers	L, 46-48
Jan. 22	Penn State	W, 68-51
Jan. 27	#6 Purdue	L, 73-83
Jan. 31	at Penn State (B1G Network) 6:01 p.m.	
Feb. 3	at Ohio State (FS1)	7 p.m.
Feb. 6	Minnesota (B1G Network)	3:30 p.m.
Feb. 10	at Maryland (ESPN2)	6 p.m.
Feb. 13	Nebraska (FS1)	2 p.m.
Feb. 17	Michigan (ESPN/2)	6 p.m.
Feb. 22	Michigan State (ESPN/2)	6 p.m.
Feb. 25	at Nebraska (FS1)	8 p.m.
Feb. 28	Northwestern (B1G Network)	8 p.m.
March 3	at Michigan (FS1)	8 p.m.
March 6	at Illinois (FS1)	6:30 p.m.
March 9-13	at Big Ten Tournament *	

all times listed are central

- ^ -- played at Sioux Falls, South Dakota
- % -- Big Ten/ACC Men's Basketball Challenge
- + -- Iowa Corn Cy-Hawk Series
- * -- Big Ten Tournament - Indianapolis

PRONUNCIATION GUIDE

Luc Laketa	LUKE Luh-KET-uh
Josh Ogundele	Oh-GOON-duh-lay
Filip Rebraca	Reh-BRAH-chuh
Kirk Speraw	SPEAR-awe
Joe Toussaint	two-SAHNT
Ahron Ulis	YOU-liss

UI IN THE RANKINGS

NCAA NET	22
KenPom	21
Sagarin	19
BPI	18

INSIDE THE NUMBERS

	IOWA	PSU
Scoring Average	82.6	65.0
Scoring Defense	70.1	65.5
Scoring Margin	+12.6	-0.5
FG%	.461	.434
FG% Defense	.434	.421
FT%	.771	.737
3-PT FG%	.335	.337
3-PT FG% Defense	.330	.349
Rebound Margin	+0.6	+3.8
Assists Per Game	16.2	12.4
Turnovers Per Game	9.0	12.9
Steals Per Game	8.1	4.8
Blocks Per Game	4.7	1.8

MISCELLANEOUS STATS

Double-Figure Scoring Games...

Player	16-18	18-19	19-20	20-21	21-22	Career
Jordan Bohannon	39	20	4	15	11	89
Filip Rebraca	---	9	26	25	2	62
Keegan Murray	---	---	---	8	18	26
Patrick McCaffery	---	---	6	14	20	20
Joe Toussaint	---	8	2	2	12	11
Connor McCaffery	---	3	6	2	---	11
Kris Murray	---	---	---	---	10	10
Tony Perkins	---	---	---	---	5	5
Payton Sandfort	---	---	---	---	4	4
Ahron Ulis	---	---	---	2	2	2

20-Point Scoring Games...

Player	16-18	18-19	19-20	20-21	21-22	Career
Jordan Bohannon	13	3	1	4	1	22
Keegan Murray	---	---	---	---	12	12
Kris Murray	---	---	---	---	2	2
Payton Sandfort	---	---	---	---	1	1

Double-Figure Rebounding Games...

Player	16-18	18-19	19-20	20-21	21-22	Career
Filip Rebraca	---	3	14	5	3	25
Keegan Murray	---	---	---	1	5	6
Connor McCaffery	---	---	1	---	---	1
Kris Murray	---	---	---	---	1	1

Double-Doubles...

Player	16-18	18-19	19-20	20-21	21-22	Career
Filip Rebraca	---	1	12	5	1	19
Jordan Bohannon	6	---	---	1	---	7
Keegan Murray	---	---	---	---	5	5
Joe Toussaint	---	---	---	---	1	1
Kris Murray	---	---	---	---	1	1

4+ Three-Pointer Games...

Player	16-18	18-19	19-20	20-21	21-22	Career
Jordan Bohannon	22	7	2	7	4	42
Payton Sandfort	---	---	---	---	2	2
Connor McCaffery	---	---	---	1	---	1
Keegan Murray	---	---	---	---	1	1

5+ Assists Games...

Player	16-18	18-19	19-20	20-21	21-22	Career
Jordan Bohannon	42	11	1	15	---	69
Connor McCaffery	---	9	8	10	1	28
Joe Toussaint	---	---	4	3	6	13
Ahron Ulis	---	---	---	---	4	4

3+ Steals Games...

Player	16-18	18-19	19-20	20-21	21-22	Career
Joe Toussaint	---	---	1	3	7	11
Connor McCaffery	---	1	5	1	1	8
Keegan Murray	---	---	---	2	5	7
Jordan Bohannon	3	1	---	---	2	6
Tony Perkins	---	---	---	---	2	2
Ahron Ulis	---	---	---	---	1	1
Patrick McCaffery	---	---	---	---	1	1
Kris Murray	---	---	---	---	1	1

3+ Blocks Games...

Player	16-18	18-19	19-20	20-21	21-22	Career
Keegan Murray	---	---	---	6	6	12

UI CAREER BIG COACHING WINS

1.	125	Tom Davis	1986-99
2.	107	Fran McCaffery	2010-

UI CAREER COACHING WINS

1.	269	Tom Davis	1986-99
2.	230	Fran McCaffery	2010-

UI ATHLETIC COMMUNICATIONS

S300 Carver-Hawkeye Arena, Iowa City, IA 52242
hawkeyesports.com • hawkeyebasketball.com

MBB CONTACT: MATTHEW WEITZEL

office: 319-335-6590 • cell: 319-430-8176

email: matthew-weitzel@hawkeyesports.com

Twitter: @BigWeitz

MARGIN OF VICTORY/DEFEAT

Points	1	2	3	4	5	6	7	8	9	10+	15+	20+
Wins	1	0	0	0	1	0	0	0	1	1	3	7
Losses	0	1	0	1	0	0	1	0	1	1	0	1

THE SETTING

Iowa (14-6, 4-5) hits the road to challenge Penn State (8-9, 3-6) on Monday. Tipoff is scheduled for 6:01 p.m. (CT) at the Bryce Jordan Center in University Park, Pennsylvania.

ON THE AIR

Radio: Iowa games are broadcast on the Hawkeye Radio Network. Gary Dolphin handles the play-by-play, along with color commentator Bob Hansen. The network includes more than 40 stations that blanket the state of Iowa and include portions of Illinois, Nebraska, Minnesota, Missouri and Wisconsin. The Hawkeye Radio Network coverage includes a 60-minute pregame show.

TV: Monday's game will be televised on Big Ten Network. Jason Horowitz and Andy Katz will call the action.

PURDUE SHOTS DOWN IOWA

No. 6 Purdue led start to finish in an 83-73 victory over Iowa Thursday evening in Iowa City to complete the season sweep over the Hawkeyes.

- Thursday was just the third loss in 10 games for Iowa, dating back to Dec. 18, 2021.
- Kris Murray tallied a game-best 23 points, his second highest scoring total of his career (29 versus Indiana). Murray posted career bests in free throw makes and attempts, making all nine attempts.
- After missing its first attempt, Iowa finished the game making 17 straight free throws. The Hawkeyes, who are tops in the Big Ten and 35th nationally in free throw accuracy, finished the contest making a season-best 17-of-18 (.944) from the foul line.
- Iowa fell to 11-2 in home games this season, with both losses coming to nationally-ranked Purdue and Illinois.
- The Hawkeyes had a game-best 11-0 run early in the second half.
- Iowa forced 15 Purdue turnovers and scored 18 points off the Boilermaker miscues.
- The Boilermakers shot 61 percent from the field (30-of-49); the last time an Iowa opponent shot 60 percent or better was Purdue on Feb. 5, 2020 (.631, 41-of-65).
- Purdue shot better from 3-point range than the free throw line, making 59 percent of its 3-point attempts (13-of-22) and 45 percent from the foul line (10-of-22).
- Isaiah Thompson led the Boilermakers with a career-high 18 points, bolstered by 4-of-6 shooting from 3-point range. Jaden Ivey returned from injury and contributed 15 points.

ALL-TIME SERIES RECORDS

Iowa holds a 33-18 advantage in the series versus Penn State. The Hawkeyes have won 13 of the last 20 overall meetings, including a 68-51 Iowa win nine days ago in Iowa City.

Monday will be Iowa's first visit to the Bryce Jordan Center in three years (89-82 win on Jan. 16, 2019). Penn State holds a slim 12-10 edge in games played at University Park. Iowa, on Jan. 4, 1997, was the first visiting team to win (67-59) at the Bryce Jordan Center. Iowa and Penn State last met in Pennsylvania on Jan. 4, 2020, at The Palestra in Philadelphia.

2021-22 IOWA HAWKEYES ROSTER

No.	Name	Pos.	Ht.	Wt.	Yr.	Hometown (Last School)
0	Filip Rebraca	F	6-9	230	Sr.	Sombor, Serbia (University of North Dakota)
2	Joe Toussaint	G	6-0	190	Jr.	Bronx, N.Y. (Cardinal Hayes)
3	Jordan Bohannon	G	6-1	175	Sr. [^]	Marion, Iowa (Linn-Mar)
4	Ahron Ulis	G	6-3	195	So.	Chicago, Ill. (Marion Catholic)
11	Tony Perkins	G	6-4	205	So.	Indianapolis, Ind. (Lawrence North)
13	Austin Ash	G	6-3	180	Sr. [^]	Cedar Rapids, Iowa (Mount Vernon)
14	Carter Kingsbury	G	6-4	225	Fr.	Ponca, Neb. (Brewster Academy)
15	Keegan Murray	F	6-8	225	So.	Cedar Rapids, Iowa (Prairie/DME Academy)
20	Payton Sandfort	F	6-7	215	Fr.	Waukee, Iowa (Waukee)
22	Patrick McCaffery	F	6-9	200	So. [^]	Iowa City, Iowa (West)
23	Josh Ogundele	C	6-11	265	So.	London, England (Worcester Academy)
24	Kris Murray	F	6-8	225	So.	Cedar Rapids, Iowa (Prairie/DME Academy)
25	Luc Laketa	G	6-5	180	Fr.	Concord, Mich. (Winchendon School)
30	Connor McCaffery	G/F	6-5	220	Sr. [^]	Iowa City, Iowa (West)
44	Riley Mulvey	C	6-11	245	Fr.	Rotterdam, N.Y. (St. Thomas More)

Head Coach: Fran McCaffery

Assistant Coaches: Kirk Speraw, Sherman Dillard, Billy Taylor



HEAD COACH FRAN McCAFFERY

Fran McCaffery, who is signed through the 2028 season, is in his 12th season as the head basketball coach at the University of Iowa and his 26th year overall as a college head coach. McCaffery has reached the 20-win plateau 10 of the last 14 seasons.

McCaffery spent five seasons (2005-10) as the head coach at Siena, six years at UNC-Greensboro (1999-2005) and three seasons at Lehigh (1985-88) before joining the Hawkeyes.

McCaffery has nearly four decades of Division I coaching experience. He is in his 40th season as a collegiate coach, which includes 26 years as a head coach and 14 as an assistant. McCaffery is one of 14 coaches to lead at least four different Division I teams to the NCAA Tournament.

McCaffery, 61, holds a career mark of 481-334 (.589) and guided his teams to 14 postseason appearances (10 NCAA & four NIT). Iowa likely would have competed in another NCAA Tournament in 2020, if not for the NCAA canceling the postseason due to COVID-19. He is 230-158 (.593) at Iowa; the second winningest coach in program history. McCaffery led Iowa to wins in four of the last six NCAA Tournaments (2015, 2016, 2019, and 2021).

Since taking over the Iowa program in 2010, Iowa has earned eight postseason tournament berths (5 NCAA, 3 NIT). McCaffery coached Iowa to 25 victories in 2013, equaling the second-most win total in program history. McCaffery has guided five players to first team All-Big Ten status six of the last eight years, including the 2020 & 2021 National and Big Ten Player of the Year, Luka Garza.

McCaffery has posted upper division finishes in eight of the last nine seasons at Iowa and 20 of 25 seasons as a head coach. He has posted 20 wins or more 10 of the last 14 seasons, including seven of the last nine years at Iowa (2013, 2014, 2015, 2016, 2019, 2020, and 2021). Iowa's 205 victories between 2013-21 are the most over a 10-year span at Iowa since 1987-96 (207).

McCaffery and the Hawkeyes boast a 138-37 (.789) home record the last 10 seasons, which includes a school-record 18 wins in 2014 and 13 consecutive victories in 2019-20. Iowa has won 14 games in Carver-Hawkeye Arena each of the last three seasons (2019, 2020, 2021).

McCaffery's five years at Siena were the best in its 70-year history. He led the Saints on an incredible run that ended with three straight Metro Atlantic Athletic Conference championships and NCAA Tournament appearances.

McCaffery's Saints owned a 112-51 (.687) record in his five years with the program. He guided the Saints to four consecutive 20-win seasons. McCaffery's achievements earned the head coach Siena Hall of Fame recognition in 2017.

The 2009 MAAC Coach of the Year and 2010 District I Coach of the Year is the third winningest coach, by percentage, in league history (.756). He is the only coach to guide a MAAC program to two NCAA Tournament wins. McCaffery led his 2008 and 2009 teams to first round NCAA Tournament victories over Vanderbilt and Ohio State, respectively.

In his final two seasons at Siena, he coached the Saints to back-to-back 27-win campaigns and boasted a combined 39-3 (.929) record against MAAC opponents, which included MAAC Tournament contests.

McCaffery began his coaching career as an assistant at Penn (1982-83) and Lehigh (1983-85). After three seasons as head coach at Lehigh, he spent 11 seasons as an assistant at Notre Dame (1988-99).

McCaffery played basketball at Wake Forest his freshman year (1977-78) and concluded his playing career at Penn his final three seasons (1979-82).

He earned his B.S. degree in Economics from The Wharton School (Penn) in 1982. McCaffery also earned a Master of Education from Lehigh in 1985.

COACHING HONORS

NABC District I Coach of the Year, 2009-10
MAAC Coach of the Year, 2008-09

HEAD COACHING EXPERIENCE

Lehigh (1985-88):49-39 (.557); 8-6 (.571) League
UNC-Greensboro (1999-05).....90-87 (.508); 49-47 (.510) League
Siena (2005-10)112-51 (.687); 68-22 (.756) League
Iowa (2010-present):230-158 (.593); 107-107 (.500) League



THE McCAFFERY FILE

Born: May 23, 1959
Hometown: Philadelphia, Pennsylvania
High School: LaSalle, 1977
College: B.S. in Economics, The Wharton School (Penn), 1982
Master of Education, Lehigh, 1985
Family: Wife, Margaret
Sons, Connor, Patrick and Jonathan Francis
Daughter, Marit Katherine
Brother, Jack (sportswriter in Philadelphia area)

Coaching Honors

MAAC Coach of the Year, 2009
NABC District I Coach of the Year, 2009-10

Coaching History (39 years)

1983 Assistant Coach, Penn
1984-85 Assistant Coach, Lehigh
1985-88 Head Coach, Lehigh
1988-99 Assistant Coach, Notre Dame
1999-05 Head Coach, UNC-Greensboro
2005-10 Head Coach, Siena
2010-present Head Coach, University of Iowa

Coaching Chart

Overall (26 seasons): 481-335 (.589)
At Iowa (12 seasons): 230-158 (.593)
At Siena (five seasons): 112-51 (.688)
At UNCG (six seasons): 90-87 (.508)
At Lehigh (three seasons): 49-40 (.551)
NCAA Tournament (10 appearances*): 6-9
NIT (four appearances): 6-4

**McCaffery is the first coach to bring three different programs from one-bid leagues to the NCAA Tournament (conferences that sent just one team the year his program advanced).*

McCaffery in Postseason Play

1988 NCAA Tournament -- Lehigh
1989 NCAA Tournament -- Notre Dame
1990 NCAA Tournament -- Notre Dame
1992 NIT -- Notre Dame
1997 NIT -- Notre Dame
2001 NCAA Tournament -- UNC-Greensboro
2002 NIT -- UNC-Greensboro
2008 NCAA Tournament -- Siena
2009 NCAA Tournament -- Siena
2010 NCAA Tournament -- Siena
2012 NIT -- Iowa
2013 NIT -- Iowa
2014 NCAA Tournament -- Iowa
2015 NCAA Tournament -- Iowa
2016 NCAA Tournament -- Iowa
2017 NIT -- Iowa
2019 NCAA Tournament -- Iowa
2020 NCAA Tournament postponed (COVID-19)
2021 NCAA Tournament -- Iowa

Playing Experience

Wake Forest, 1977-78
Penn, 1979-82

Big Ten Standings/Schedule

Team	Big Ten	Pct.	Overall	Pct.
Illinois	7-2	.778	14-5	.737
Wisconsin	7-2	.778	16-3	.842
Michigan State	7-2	.778	16-4	.800
Ohio State	6-2	.750	13-4	.765
Purdue	6-3	.667	17-3	.883
Indiana	6-4	.600	15-5	.750
Rutgers	5-4	.556	11-8	.579
Michigan	4-4	.500	10-8	.556
IOWA	4-5	.444	14-6	.700
Maryland	3-6	.333	11-9	.550
Penn State	3-6	.333	8-9	.471
Minnesota	2-6	.250	11-6	.647
Northwestern	2-7	.222	9-9	.500
Nebraska	0-9	.000	6-14	.300

Saturday, Jan. 29

Indiana at Maryland, 1:30 p.m.
 #24 Illinois at Northwestern, 3:30 p.m.
 Rutgers at Nebraska, 5:30 p.m.

Sunday, Jan. 30

#16 Ohio State at #6 Purdue, 11 a.m.
 Minnesota at #11 Wisconsin, Noon

Monday, Jan. 31

IOWA at Penn State, 6 p.m.

Tuesday, Feb. 1

Michigan State at Maryland, 6 p.m.
 Rutgers at Northwestern, 6 p.m.
 Nebraska at Michigan, 8 p.m.

All times are central

National Rankings

AP Poll

Jan. 24

- Auburn
- Gonzaga
- Arizona
- Baylor
- Kansas
- Purdue
- Houston
- UCLA
- Duke
- Michigan State
- Wisconsin
- Kentucky
- Texas Tech
- Villanova
- USC
- Ohio State
- Providence
- Tennessee
- LSU
- Connecticut
- Xavier
- Marquette
- Iowa State
- Illinois
- Davidson
- RV. IOWA**

USA Today Poll

Jan. 24

- Gonzaga
- Auburn
- Arizona
- Baylor
- Kansas
- Purdue
- Duke
- UCLA
- Houston
- Michigan State
- Wisconsin
- Villanova
- Kentucky
- Texas Tech
- USC
- Ohio State
- Providence
- LSU
- Connecticut
- Tennessee
- Illinois
- Colorado State
- Xavier
- Iowa State
- Texas
- RV. IOWA**

2021-22 IOWA CAPTAINS

Iowa captains are Jordan Bohannon and Connor McCaffery.

SCOUTING PENN STATE

- Penn State (85 NET Ranking) has lost four of its last five games, including three straight on the road (Jan. 16-26). The Nittany Lions' game versus Minnesota on Jan. 19, was postponed due to positive COVID-19 results within the Minnesota program.
- The Nittany Lions are 6-3 at home this season, winning three (Wagner, Indiana, Rutgers) of their last four inside the Bryce Jordan Center.
- Penn State lost its last outing, 74-57, at Indiana on Jan. 26. The Hoosiers sprinted out to a 39-10 advantage in the first half and never looked back. Jalen Pickett (14 points) and John Harrar (13 points) led the Nittany Lions in scoring. Penn State shot 33 percent (20-of-60) from the field and 89 percent (8-of-9) from the foul line.
- PSU has had four games either canceled or postponed due to COVID-19 safety protocols. Three nonconference games were canceled (VCU, Quinnipiac, Delaware State).
- Four Nittany Lions average double figures in scoring: Jalen Pickett (13.4), Seth Lundy (13.2), Sam Sessoms (11.4), and John Harrar (10.3). Harrar leads the squad in rebounds per game (9.5). Penn State's top three 3-point weapons are Lundy (35-of-101, .347), Myles Dread (31-of-79, .392), Pickett (28-of-87, .322), and Sessoms (20-of-45, .444).
- The Nittany Lions rank fifth in the conference in fewest fouls per game (15.3). Individually, John Harrar ranks 19th in the country in rebounds per game (9.5) and 63rd in double-doubles (5). Jalen Pickett is 28th nationally in minutes per game (35.48), 63rd in assist-to-turnover ratio (2.24), and 78th in assists per contest (4.4).
- Micah Shrewsbury is in his first season as head coach at Penn State. Shrewsbury previously served as an assistant coach (2011-13) and associate coach (2019-21) at Purdue. He was also an assistant coach with the Boston Celtics for six seasons (2013-19).

LAST MEETING AGAINST PENN STATE

Four Hawkeyes scored in double figures in a 68-51 Hawkeye victory over the visiting Penn State Nittany Lions in front of a sold out Carver-Hawkeye Arena nine days ago in Iowa City.

- Iowa held Penn State to only one field goal over the final eight minutes, including zero field goals over the final five minutes of the contest.
- After being outrebounded 22-10 in the first half, the Hawkeyes turned the tables in the second half, outrebounding the Nittany Lions over the final 20 minutes, 27-12.
- Three Hawkeyes made three 3-pointers: Patrick McCaffery, Jordan Bohannon, and Kris Murray. McCaffery and Murray each tied career highs.
- Iowa has won 15 of the last 16 games against PSU in Iowa City, dating back to 2002.
- The Hawkeyes and Nittany Lions will play again in nine days on Monday, Jan. 31, in University Park, Pennsylvania.
- Iowa improved to 88-3 when holding opponents to 61 points or fewer in the Fran McCaffery era (since 2011).
- The Hawkeye defense forced 17 Penn State turnovers.
- Jalen Pickett led the Nittany Lions with 14 points. After missing Penn State's previous game, Seth Lundy returned and totaled eight points and five rebounds.

VALUING THE BASKETBALL

The Hawkeyes rank second in the country in assist-to-turnover ratio (1.8); third in fewest turnovers per game (8.9); and fourth in turnover margin (6.0).

McCaffery has continued his mastery of limiting turnovers in 2021-22 with 35 assists and only seven turnovers, boasting a robust 5.0 assist-to-turnover ratio. Joe Toussaint's 2.36 ratio is fifth best in the league and 42nd nationally.

Iowa ranked first in the nation in assist-to-turnover ratio (2.02) last season. The Hawkeyes had two players ranked high nationally in assist-to-turnover ratio. Connor McCaffery was fourth in the country with a 3.73 ratio (112 assists; 30 turnovers), while Jordan Bohannon was 13th with a 3.07 ratio (135 assists; 44 turnovers).

At Virginia and versus Illinois, the Hawkeyes committed a season-low four turnovers, tying the third fewest total in a single-game in the Fran McCaffery era. The four turnovers against the Cavaliers are the fourth lowest in any Big Ten/ACC Challenge game.



KEEGAN MURRAY GARNERS HONORS

Keegan Murray has been selected to the Wooden Award Midseason Top 25, the Lute Olson National Player of the Year Award Midseason List, *Sporting News* Second Team All-American, and has been named Big Ten Player of the Week three times this season (Nov. 22; Dec. 20; Jan. 3).

The Hawkeyes have had a student-athlete named to the Wooden Award Mid-Season Top 25 three straight years and four of the last seven seasons. Former Hawkeye Luka Garza was the recipient of the 2021 John R. Wooden Award and was a finalist in 2020 award, while Jarrod Uthoff was a semifinalist in 2016. Garza was also the recipient of the 2021 Lute Olson Award.

Murray and former Hawkeye and All-American Luka Garza are the only Hawkeyes to earn three Big Ten Player of the Week accolades in the same season since the award was started in 1981-82.

Murray powered the Hawkeyes to a 94-75 victory over Utah State on Dec. 18, in Sioux Falls, South Dakota. Murray exploded for a career-best 35 points. He scored 18 straight Hawkeye points spanning 6:08 in the first half. Murray was six points from the arena record. The native of Cedar Rapids, Iowa, also totaled a game-best seven rebounds and had two steals, one block, and an assist. Iowa was +22 when Murray was on the court against the Aggies.

Murray averaged 26.5 points, 13.5 rebounds, 3.0 assists and 2.5 blocks in a pair of wins over N.C. Central and Alabama State. He had a historic stat line against N.C. Central, totaling 27 points, 21 rebounds, and four blocks against the Eagles. He became the fourth Hawkeye over the last five decades, and first since 1977, to score 20+ points and grab 20+ rebounds in a game. Against Alabama State, Murray amassed 26 points, six rebounds, and a career-high four assists. He sank two of Iowa's school-record 20 3-pointers in a 26-point win.

Murray posted game bests in points (29), rebounds (10), and blocks (3), while also dishing out three assists in Iowa's 92-71 win over Western Illinois on Dec. 29. He registered his third double-double of the season and shot a blistering 65 percent from the field, making 13-of-20 attempts.

JORDAN BOHANNON HOLDS 4 IOWA ALL-TIME RECORDS

Jordan Bohannon, competing in his sixth season, is the program's career leader in four statistical categories: assists (666), 3-pointers made (409), games played (163), and free throw percentage (.886, 333-376). His 409 triples are the most in Big Ten history and 147 more than any other Hawkeye.

Bohannon (163) became the NCAA all-time leader in career games played at Wisconsin on Jan. 6, surpassing Ohio State's David Lighty (157 games played between 2007-11). Bohannon ranks fourth in career scoring (1,846) and is 14 points from surpassing Aaron White (1,859) for third.

Bohannon, an honorable mention all-conference honoree in 2021, is one of 30 Division I players over the last 25 years to make 75+ 3-pointers in four seasons.

Bohannon ranked first in the league in 3-point accuracy (.394) and second in 3-pointers made per game (2.58) in 2021. He was second in the conference in assist-to-turnover ratio (3.07) and fourth in assists per contest (4.4).

He is one of only three Division I players since the 1992-93 season to amass more than 625 assists and 360 3-pointers.

Bohannon is one of only three Hawkeyes to post four 100-assist seasons (Jeff Horner, Dean Oliver). He has accumulated seven points-assists double-doubles, the most in school history. Bohannon registered a school-record eight games with 10 or more assists.

IOWA IN BIG TEN STATISTICS

Category	All Games		Conf Only		NCAA	
	Stat	Rank	Stat	Rank	Stat	Rank
Turnover Margin	+6.0	1st	+6.6	1st	+6.0	4th
Free Throw %	.771	1st	.713	7th	.771	24th
Steals	8.1	1st	8.3	1st	8.1	58th
Scoring Offense	82.6	2nd	73.6	4th	82.6	7th
Assist/TO Ratio	1.8	2nd	1.6	1st	1.8	2nd
Scoring Margin	+12.6	2nd	+1.0	8th	+12.6	25th
3-Pt. FG Per Game	8.3	4th	7.0	9th	8.3	111th
Blocked Shots	4.7	4th	4.4	4th	4.7	49th
Assists	16.2	5th	13.8	8th	16.2	35th
Field Goal %	.461	6th	.426	10th	.461	88th
3-PT FG Defense	.330	8th	.370	11th	.330	177th
3-Pt. Field Goal %	.335	11th	.301	14th	.335	190th
Rebound Margin	+0.6	11th	-6.9	12th	+0.6	200th
FG% Defense	.434	12th	.454	10th	.434	213th
Scoring Defense	70.1	13th	72.6	10th	70.1	204th

Category	Player	All Games		NCAA	
		Stat	Rank	Stat	Rank
FG%	Keegan Murray	.565	4th	.565	29th
Rebounding	Keegan Murray	8.4	4th	8.4	57th
	Filip Rebraca	6.0	20th	6.0	343rd
Scoring	Keegan Murray	22.4	1st	22.4	4th
Steals	Joe Toussaint	1.7	3rd	1.7	121st
	Keegan Murray	1.42	7th	1.42	285th
Assists	Joe Toussaint	3.9	11th	3.9	147th
FT Percentage	Keegan Murray	.777	6th	.777	222nd
3-pointers	Jordan Bohannon	2.25	8th	2.25	183rd
Blocked Shots	Keegan Murray	2.11	4th	2.11	41st
	Kris Murray	1.05	8th	1.05	207th
Assist/TO Ratio	Joe Toussaint	2.36	5th	2.36	42nd
Double-Doubles	Keegan Murray	5	4th	5	63rd

IOWA'S STATISTICAL COMPARISONS

	All Games	Big Ten	Home Games	Away Games	Iowa Wins	Iowa Losses
Record	14-6	4-5	11-2	3-4	14-0	0-6
Points	82.6	73.6	88.8	71.0	89.2	67.2
Opp. Pts	70.1	72.6	68.9	72.1	67.6	75.8
FG%	.461	.426	.476	.430	.495	.379
FG Def.	.434	.454	.423	.456	.427	.451
3-PT%	.335	.301	.363	.280	.362	.271
3-pt. Def.	.330	.370	.322	.351	.309	.388
FT%	.771	.713	.808	.675	.785	.700
REB	36.6	32.7	38.5	33.0	39.4	30.0
AST	16.2	13.8	17.2	14.3	17.7	12.5
TO	9.0	8.6	9.2	8.6	9.1	8.7
STL	8.1	8.3	8.8	6.9	8.6	7.0
BLK	4.7	4.4	4.8	4.3	4.9	4.2

TWICE AS NICE

Sophomores Keegan and Kris Murray rank first and third, respectively, in team scoring. Keegan averages 22.4 points, while Kris averages 10.6 points. Keegan also ranks first on the squad in rebounds per game (8.4), blocks per game (2.1), and free throws made (73), while Kris ranks third on the squad in rebounds per contest (4.5), and first in 3-point accuracy (.403, 25-of-62).



IOWA SIGNS 2 PREP STANDOUTS

JOSH DIX // G, 6-5, 190 // Council Bluffs, Iowa (Council Bluffs High School)

- Three-year team captain
- Two-time first-team all-conference selection and City Player of the Year
- Third team all-state as a sophomore and first-team all-state as a junior
- Shot 50 percent or better from the field his first three seasons of prep basketball
- Averaged a team-best 19.4 points, 7.2 rebounds, 4.3 assists as a junior
- Shot at 54 percent from the field, 38 percent from 3-point range, and 73 percent from the foul line as a junior
- Surpassed 1,000 career points last season
- Averaged 17.5 points, 5.1 rebounds as a sophomore and 10.2 points per contest as a freshman
- Three-time academic all-conference honoree

FRAN McCAFFERY ON JOSH DIX

"Josh is incredibly versatile. He can play multiple positions. He has a great frame. Josh is good with the ball in his hands finding people and getting to the rim. He's physical defensively and is an excellent rebounder for his position. Josh is a winning player. We are really excited about him."

DASONTE BOWEN // G, 6-3, 165 // Boston, Massachusetts (Brewster Academy)

- Ranked No. 91 in the ESPN Top 100 for the Class of 2022
- Averaged 15.2 points, 3.6 rebounds, 2.6 assists, and 1.4 steals while shooting 52.7 percent from the field, 47.4 percent from 3-point range, and 90 percent from the foul line this past summer playing EYBL
- Netted 37 points and seven assists in a game as a sophomore at Worcester Academy
- All-NEPSAC first team honoree as a sophomore
- Played with Hawkeye sophomore Josh Ogundele at Worcester Academy in 2020

FRAN McCAFFERY ON DASONTE BOWEN

"Dasonte is creative and fearless on the basketball court. He has incredible vision and makes plays. Dasonte can step back and hit the three, but he is constantly attacking the defense. He can rebound and score a variety of ways. He is an incredibly unselfish player. We are excited to welcome him to the Hawkeye family."

TOUSSAINT RETURNS TO STARTING LINEUP

Junior Joe Toussaint has been a good floor general so far this season. After starting 20 games in 2019, his role changed to coming off the bench last year with a roster filled with upperclassmen.

Toussaint ranks ninth in the Big Ten in assists per game (3.9) and fifth in assist-to-turnover ratio (2.36). He has already surpassed his 3-point field goals made mark from a year ago at the midway point of this season (7).

The native of Bronx, New York, nearly registered his second points-assists double-double of the season on Jan. 3, against Maryland, totaling nine points and posting game bests in assists (9) and steals (3).

Toussaint scored the game-winning bucket with eight seconds remaining at Virginia on Nov. 29.

He was all over the floor in the opener versus Longwood tallying nine points, four assists, and four of Iowa's six steals. Against Alabama State, he totaled a career-high 11 assists and a season-high 11 points.

STEALING THE ROCK

Iowa ranks first in the Big Ten and 58th nationally in steals per game (8.1) through 20 games. The last time a Hawkeye team led the conference in steals was during the 2016-17 season (8.1 per game).

IOWA VS. RANKED TEAMS

Iowa is 0-4 against ranked opponents this season, falling on the road at No. 2 Purdue (77-70), at No. 17 Iowa State (73-53) and at No. 23 Wisconsin (87-78), and at home to No. 6 Purdue (83-73).

The Hawkeyes won 15 games over ranked foes the previous two seasons, the most in the country.

Below are Iowa's most recent victories over nationally-ranked opponents:

At Home:	77-73 over 25th-ranked Wisconsin, 3/4/21 79-66 over 25th-ranked Rutgers, 2/10/21 86-71 over 16th-ranked Minnesota, 1/10/21 87-72 over 19th-ranked Northwestern, 12/29/20 93-80 over 16th-ranked North Carolina, 12/8/20
On the Road:	73-57 over 4th-ranked Ohio State, 2/28/21 77-62 over 21st-ranked Wisconsin, 2/18/21 77-75 over 14th-ranked Rutgers, 1/2/21 59-57 over 21st-ranked Wisconsin, 3/2/17
Neutral Court:	72-61 over 12th-ranked Texas Tech, 11/28/19 79-72 over 22nd-ranked Cincinnati, 3/22/19 77-69 over 13th-ranked Oregon, 11/15/18

SPOTLIGHTING KEEGAN MURRAY'S DOMINATING EFFORT

Keegan Murray posted 27 points, 21 rebounds, four blocks, and two assists in Iowa's win over North Carolina Central on Nov. 16. He accomplished something that has not been done in over four decades by a Hawkeye.

Murray is the first Hawkeye to total 25+ points and 20+ rebounds in a game since Bruce King in 1977. King had 31 points and 21 rebounds vs. Ohio State in 1977.

Murray is one of four players over the last five decades to post a 20-20 game: Kevin Kunnert (24-23) vs. Illinois in 1972; Fred Haberecht (29-20) vs. Wisconsin in 1975; Bruce King (42-20) vs. Pittsburgh in 1976; Bruce King (31-21) vs. Ohio State in 1977.

The last Big Ten player to have a 20-20 performance was Purdue's Trevion Williams at Michigan on Jan. 9, 2020 (36-20).

Murray is the first Hawkeye since Greg Brunner in 2006 to grab 20+ rebounds in a game; Brunner had 23 against Minnesota on Jan. 18, 2006. Murray is the first major conference player with 27+ points, 21+ rebounds, and 4+ blocks since Kansas State's Michael Beasley versus Sacramento State on Nov. 9, 2007.

McCAFFERY CLIMBING WINS CHART

Fran McCaffery and the Hawkeyes have reached 20 wins seven of the last nine seasons. McCaffery and Tom Davis (10) are the only Iowa coaches to win 20 or more games in at least seven seasons.

Among Iowa's head basketball coaches, McCaffery ranks second in tournament appearances behind Davis (9). Davis is Iowa's all-time winningest coach, while McCaffery is second.

RECENT GRADUATES PLAYING PROFESSIONAL BASKETBALL

A number of recent Iowa basketball graduates are playing professionally: Joe Wieskamp (NBA San Antonio Spurs), Luka Garza (NBA Detroit Pistons), Jarrod Uthoff (Japan), Devyn Marble (Israel), Tyler Cook (NBA Chicago Bulls), Anthony Clemmons (Italy), Gabriel Olaseni (Turkey), Ryan Kriener (Matsuyama), Bakari Evelyn (Germany), Peter Jok (France), Melsahn Basabe (Puerto Rico), and Aaron White (Serbia).



HAWKEYE FASTBREAKS

- The Hawkeyes are 12-0 this season when outrebounding their opponents and 7-0 when Iowa shoot 50 percent or better from the field.
- Iowa is 121-27 when scoring 80 points or more, the last 12 seasons. The Hawkeyes are 88-3 when holding opponents to fewer than 61 points, the last 12 years.
- The Hawkeyes own a +7.2 differential in scoring points off turnovers this season. Iowa outscored its last opponent, Purdue, 15-5 following turnovers on Thursday.
- Keegan Murray and Kansas State's Michael Beasley (2007-08) are the only two players from a major conference to score 24+ points in each of their first five games of the season over the last 15 years. He is one of three Big Ten players since the 2002-03 season with six consecutive 20-point games to start the season.
- Iowa posted school single-game records in 3-pointers made (20) and attempted (44) against Alabama State on Nov. 18, besting the previous records of 19-of-43 against Savannah State on Dec. 22, 2018. Iowa's 20 3-pointers made equals the Carver-Hawkeye Arena record (20 by Purdue on Jan. 20, 2018).
- The Hawkeyes topped the century mark in three of its first five games (Longwood, Alabama State, Western Michigan). The last time an Iowa team scored 100+ points in three of its first five games was the start of the 1997-98 season.
- Iowa is the only Division I program with two sets of brothers on the 2021-22 roster, with one being identical twins. Connor and Patrick McCaffery are two years apart, while Keegan and Kris Murray are identical twins. The Murray twins are one of five twins on Division I rosters this season (Arizona State, San Diego State, SIUE, and Wisconsin).
- The Hawkeyes have won seven of their last nine, including four straight, Big Ten/ACC Challenge games.
- Virginia has allowed 75+ points at home only six times under head coach Tony Bennett. Iowa has accounted for two of those six (75 in 2021 and 75 in 2013).
- Iowa has won 77 of its last 82 nonconference home games, dating back to 2012.
- The Hawkeyes have won 10 or more Big Ten games six of the last seven seasons.
- Iowa has won an NCAA Tournament game each of its last four tournament appearances.
- Iowa has qualified for five NCAA tournaments over the last seven completed seasons (2014-16, 2019, 2021) and eight postseason tournaments over the last nine completed seasons (5 NCAA; 3 NIT).
- Iowa has won 14 home games each of the last three seasons. The Hawkeyes have averaged just over 13 home victories since Fran McCaffery's arrival in Iowa City in 2011.
- Florida State has won an NCAA-record 13 straight overtime games, dating back to January, 2018. The last team to beat the Seminoles in overtime was Iowa (78-75) on Dec. 2, 2015, in Iowa City. That game featured 21 lead changes.

KEEGAN MURRAY TABBED PRESEASON ALL-BIG TEN

Sophomore forward Keegan Murray was named to the 2021-22 Big Ten Preseason Player of the Year.

It marks the third straight season that one or more Hawkeyes have been selected to the preseason list, voted upon by a selected panel of media. Joe Wieskamp was selected in 2019 and 2020, while Luka Garza was tabbed the Big Ten Preseason Player of the Year in November 2020.

Murray is one of the league's top emerging players after being named to the five-player All-Big Ten Freshman Team a year ago. The Cedar Rapids, Iowa, native was one of only five players nationally -- and only bench player -- to amass 200 points, 35 blocks, 25 steals, and 15 3-pointers. He was the team's leading scorer (7.8) and rebounder (5.5) off the bench in conference play. Murray led team in blocks 12 times and steals five times. The 6-foot-8 forward was second on the team in steals (26) and ranked 11th in the Big Ten in blocked shots per game (1.26). His 39 blocks tie for fourth most by a freshman in program history.

Murray totaled 13 points, seven rebounds, four blocks, three assists, and a steal in Iowa's first-round victory over Grand Canyon to become the first Hawkeye ever to stuff the stat sheet with those numbers in an NCAA Tournament contest.

IOWA HISTORY

Iowa has played 2,892 games since beginning basketball in 1902. Iowa's overall record is 1,706-1,186 (.590). Iowa's 1,706 wins are 36th most among Division I programs. That includes a 1,093-376 (.744) record in home games, a 613-810 (.431) record in contests away from Iowa City, an 806-810 (.498) mark in Big Ten games and a 497-150 (.768) record in Carver-Hawkeye Arena.


COACHING EXPERIENCE

Fran McCaffery has the most experienced coaching staffs in the country. The Iowa men's basketball staff has 75 years of combined collegiate head coaching experience and more than 125 years of collegiate coaching under their belts.

Coach	Years
Fran McCaffery _____	26 years
Kirk Speraw _____	20 years
Sherman Dillard _____	10 years
Billy Taylor _____	14 years
Al Seibert _____	5 years



GAME 21: IOWA AT PENN STATE



AUSTIN ASH

#13 • Guard
6-3 • 180 • RS-Senior
Cedar Rapids, Iowa
Mount Vernon HS

SEASON HIGHS

POINTS..... 8 vs. PORTLAND STATE (11/26/21)
 FGM..... 3 vs. PORTLAND STATE (11/26/21)
 FGA..... 5, 2X, LAST vs. WESTERN MICHIGAN (11/22/21)
 3-PT FGM..... 2 vs. PORTLAND STATE (11/26/21)
 3-PT FGA..... 5 vs. ALABAMA STATE (11/18/21)
 FTM..... 3, 2X, LAST vs. KANSAS CITY (11/12/21)
 FTA..... 4, 2X, LAST vs. KANSAS CITY (11/12/21)
 REB..... 2, 2X, LAST vs. SE LOUISIANA (12/21/21)
 AST..... 2, 2X, LAST vs. WESTERN MICHIGAN (11/22/21)
 STL.....
 BLK.....
 MIN..... 13 vs. LONGWOOD (11/9/21)

CAREER HIGHS

POINTS..... 9 vs. SAVANNAH ST (12/22/18)
 FGM..... 3, 2X, LAST vs. PORTLAND STATE (11/26/21)
 FGA..... 9 vs. SAVANNAH ST (12/22/18)
 3-PT FGM..... 3 vs. SAVANNAH ST (12/22/18)
 3-PT FGA..... 8 vs. SAVANNAH ST (12/22/18)
 FTM..... 3, 2X, LAST vs. KANSAS CITY (11/12/21)
 FTA..... 4, 2X, LAST vs. KANSAS CITY (11/12/21)
 REB..... 2, 4X, LAST vs. SE LOUISIANA (12/21/21)
 AST..... 2, 3X, LAST vs. WESTERN MICHIGAN (11/22/21)
 STL..... 2 AT INDIANA (2/13/20)
 BLK.....
 MIN..... 19 vs. SAVANNAH ST (12/22/18)

Opponent	Date	GS	MIN	Total		3-Pointers		Free throws		Rebounds			PF	A	TO	BLK	STL	PTS	AVG	
				FG-FGA	PCT	3FG-3FGA	PCT	FT-FTA	PCT	OFF	DEF	TOT								AVG
Longwood	11/09/2021		13:08	0-3	.000	0-3	.000	3-4	.750	0	0	0	0.0	2	2	1	0	0	3	3.0
Kansas City	11/12/2021		05:28	1-2	.500	0-1	.000	3-4	.750	0	0	0	0.0	1	1	2	0	0	5	4.0
N.C. Central	11/16/2021		00:50	0-0	.000	0-0	.000	0-0	.000	0	0	0	0.0	0	0	0	0	0	2.7	
Alabama St.	11/18/2021		08:03	1-5	.200	1-5	.200	0-0	.000	0	0	0	0.0	1	1	0	0	0	3	2.8
Western Mich.	11/22/2021		07:59	2-5	.400	0-1	.000	0-0	.000	1	0	1	0.2	0	2	1	0	0	4	3.0
Portland St.	11/26/2021		05:18	3-3	1.000	2-2	1.000	0-0	.000	1	1	2	0.5	0	0	0	0	8	3.8	
vs Utah St.	12/18/2021		02:24	0-2	.000	0-2	.000	0-0	.000	0	0	0	0.4	0	0	0	0	0	3.3	
Southeastern La.	12/21/2021		04:39	2-4	.500	0-2	.000	0-0	.000	1	1	2	0.6	0	0	0	0	4	3.4	
Western Ill.	12/29/2021		02:48	1-1	1.000	0-0	.000	0-0	.000	0	0	0	0.6	0	0	0	0	2	3.2	
at Wisconsin	01/06/2022		01:02	1-1	1.000	0-0	.000	0-0	.000	0	0	0	0.5	0	0	0	0	2	3.1	
at Rutgers	01/19/2022		00:02	0-0	.000	0-0	.000	0-0	.000	0	0	0	0.5	0	0	0	0	0	2.8	
Totals		0	51:41	11-26	.423	3-16	.188	6-8	.750	3	2	5	0.5	4	6	4	0	0	31	2.8

CAREER STATISTICS

YEAR	G/GS	FG-A	PCT	3-PT	PCT	FT-A	PCT	REB	AVG	PF-FO	AST	TO	BLK	STL	PTS	AVG
Fresh.	9/0	5-18	.278	5-16	.313	0-1	.000	5	0.6	1-0	4	0	0	3	15	1.7
Soph.	8/0	3-12	.250	3-11	.273	3-4	.750	5	0.6	3-0	2	2	0	3	12	1.5
Junior	9/0	6-15	.400	3-8	.333	0-0	.000	4	0.4	1-0	2	0	0	1	15	1.7
Senior	11/0	11-26	.423	3-16	.188	6-8	.750	5	0.5	4-0	6	4	0	0	31	2.8
TOTALS	37/0	25-71	.352	14-52	.269	9-13	.692	19	0.5	9-0	14	6	0	7	73	2.0



JORDAN BOHANNON

#3 • Guard
6-1 • 175 • Sixth Year
Marion, Iowa
Linn-Mar HS

SEASON HIGHS

POINTS..... 20 AT VIRGINIA (11/29/21)
 FGM..... 7 AT VIRGINIA (11/29/21)
 FGA..... 12, 2X, LAST AT IOWA STATE (12/9/21)
 3-PT FGM..... 6, 2X, LAST AT VIRGINIA (11/29/21)
 3-PT FGA..... 10 AT RUTGERS (1/19/22)
 FTM..... 6, 3X, LAST vs. INDIANA (1/13/22)
 FTA..... 7 vs. INDIANA (1/13/22)
 REB..... 3 AT MINNESOTA (1/16/22)
 AST..... 3, 4X, LAST AT WISCONSIN (1/6/22)
 STL..... 3, 2X, LAST AT MINNESOTA (1/16/22)
 BLK.....
 MIN..... 33 vs. PENN STATE (1/22/22)

CAREER HIGHS

POINTS..... 30 vs. UAB (11/22/17)
 FGM..... 10, 2X, LAST vs. NEBRASKA (1/6/19)
 FGA..... 18 AT NOTRE DAME (11/29/16)
 3-PT FGM..... 8, 2X, LAST vs. NEBRASKA (3/4/21)
 3-PT FGA..... 16 vs. NORTH CAROLINA (12/8/20)
 FTM..... 10, 2X, LAST vs. NEBRASKA (1/6/19)
 FTA..... 10, 4X, LAST vs. NEBRASKA (1/7/19)
 REB..... 7, 2X, LAST AT INDIANA (2/7/21)
 AST..... 14 vs. MINNESOTA (1/10/21)
 STL..... 6 vs. PITTSBURGH (11/27/18)
 BLK..... 1, 2X, LAST AT MINNESOTA (2/8/17)
 MIN..... 45 AT MINNESOTA (2/8/17)

Opponent	Date	GS	MIN	Total		3-Pointers		Free throws		Rebounds			PF	A	TO	BLK	STL	PTS	AVG		
				FG-FGA	PCT	3FG-3FGA	PCT	FT-FTA	PCT	OFF	DEF	TOT								AVG	
Longwood	11/09/2021	*	17:02	6-8	.750	6-8	.750	0-0	.000	0	0	0	0.0	1	1	0	0	1	18	18.0	
Kansas City	11/12/2021	*	24:12	4-8	.500	3-5	.600	2-2	1.000	0	2	2	1.0	2	1	0	0	0	13	15.5	
N.C. Central	11/16/2021	*	24:41	1-10	.100	1-9	.111	4-4	1.000	0	2	2	1.3	0	1	0	0	7	12.7		
Alabama St.	11/18/2021	*	21:47	4-8	.500	4-8	.500	0-0	.000	0	1	1	1.3	1	0	0	0	1	12	12.5	
Western Mich.	11/22/2021	*	19:14	2-7	.286	1-5	.200	0-0	.000	0	0	0	1.0	1	3	1	0	3	5	11.0	
Portland St.	11/26/2021	*	24:36	1-4	.250	0-3	.000	3-3	1.000	0	0	0	0.8	0	1	0	0	1	5	10.0	
at Virginia	11/29/2021	*	30:42	7-12	.583	6-9	.667	0-0	.000	0	1	1	0.9	3	2	0	0	20	11.4		
at Purdue	12/03/2021	*	22:16	2-5	.400	0-2	.000	0-0	.000	0	1	1	0.9	2	1	1	0	0	4	10.5	
Illinois	12/06/2021	*	16:41	2-5	.400	0-1	.000	0-0	.000	0	0	0	0.8	2	1	1	0	0	4	9.8	
at Iowa St.	12/09/2021	*	31:02	4-12	.333	3-8	.375	6-6	1.000	1	1	2	0.9	2	0	2	0	0	17	10.5	
vs Utah St.	12/18/2021	*	21:37	4-7	.571	2-5	.400	1-1	1.000	0	1	1	0.9	3	2	1	0	1	11	10.5	
Southeastern La.	12/21/2021	*	22:49	4-8	.500	4-8	.500	1-2	.500	0	2	2	1.0	0	3	0	0	0	13	10.8	
Western Ill.	12/29/2021	*	24:25	3-9	.333	1-6	.167	6-6	1.000	0	1	1	1.0	2	3	1	0	0	13	10.9	
Maryland	01/03/2022	*	27:28	1-5	.200	1-4	.250	5-6	.833	0	1	1	1.0	2	1	0	0	0	8	10.7	
at Wisconsin	01/06/2022	*	29:10	3-6	.500	3-6	.500	3-6	.500	0	1	1	1.0	2	3	0	0	0	12	10.8	
Indiana	01/13/2022	*	28:42	2-11	.182	1-7	.143	6-7	.857	0	0	0	0.9	1	1	0	0	1	11	10.8	
at Minnesota	01/16/2022	*	30:08	3-11	.273	2-8	.250	4-4	1.000	1	2	3	1.1	2	2	1	0	3	12	10.9	
at Rutgers	01/19/2022	*	27:33	2-11	.182	2-10	.200	0-0	.000	0	1	1	1.1	2	0	1	0	0	6	10.6	
Penn St.	01/22/2022	*	32:48	3-8	.375	3-7	.429	2-2	1.000	0	2	2	1.1	1	0	1	0	1	11	10.6	
Purdue	01/27/2022	*	29:38	2-6	.333	2-6	.333	0-0	.000	0	2	2	1.2	1	1	3	0	1	6	10.4	
Totals		20	506:31	60-161	.373	45-125	.360	43-49	.878	2	21	23	1.2	30	27	13	0	13	208	10.4	

CAREER STATISTICS

YEAR	G/GS	FG-A	PCT	3-PT	PCT	FT-A	PCT	REB	AVG	PF-FO	AST	TO	BLK	STL	PTS	AVG
Fresh.	34/28	118-304	.388	89-214	.416	47-55	.855	76	2.2	55-0	175	76	2	29	372	10.9
Soph.	33/33	137-324	.423	96-223	.430	75-83	.904	74	2.2	59-0	178	68	0	22	445	13.5
Junior	35/35	112-294	.381	79-206	.383	102-117	.880	84	2.4	61-0	118	58	0	23	405	11.6
Senior	10/6	25-84	.298	20-61	.328	18-18	1.000	16	1.6	17-0	33	11	0	8	88	8.8
RS-Sen.	31/31	100-257	.389	80-205	.390	48-54	.889	96	3.1	35-0	135	44	0	16	328	10.6
Sixth Yr.	20/20	60-161	.373	45-125	.360	43-49	.878	23	1.2	30-0	27	13	0	13	208	10.4
TOTALS	163/153	552-1424	.388	409-1034	.396	333-376	.886	369	2.3	257-0	666	270	2	111	1,846	11.3

GAME 21: IOWA AT PENN STATE



LUC LAKETA

#25 • Guard
6-5 • 180 • Freshman
Concord, Michigan
Hanover Horton HS

SEASON HIGHS

POINTS.....3, 2X, LAST VS. WESTERN MICHIGAN (11/22/21)
 FGM.....1, 2X, LAST VS. WESTERN MICHIGAN (11/22/21)
 FGA.....1, 4X, LAST VS. PORTLAND STATE (11/26/21)
 3-PT FGM.....1, 2X, LAST VS. WESTERN MICHIGAN (11/22/21)
 3-PT FGA.....1, 3X, LAST VS. WESTERN MICHIGAN (11/22/21)
 FTM.....
 FTA.....
 REB.....1 vs. PORTLAND STATE (11/26/21)
 AST.....1 vs. SE LOUISIANA (12/21/21)
 STL.....1 vs. WESTERN MICHIGAN (11/22/21)
 BLK.....
 MIN.....6 vs. WESTERN MICHIGAN (11/22/21)

CAREER HIGHS

POINTS.....3, 2X, LAST VS. WESTERN MICHIGAN (11/22/21)
 FGM.....1, 2X, LAST VS. WESTERN MICHIGAN (11/22/21)
 FGA.....1, 4X, LAST VS. PORTLAND STATE (11/26/21)
 3-PT FGM.....1, 2X, LAST VS. WESTERN MICHIGAN (11/22/21)
 3-PT FGA.....1, 3X, LAST VS. WESTERN MICHIGAN (11/22/21)
 FTM.....
 FTA.....
 REB.....1 vs. PORTLAND STATE (11/26/21)
 AST.....1 vs. SE LOUISIANA (12/21/21)
 STL.....1 vs. WESTERN MICHIGAN (11/22/21)
 BLK.....
 MIN.....6 vs. WESTERN MICHIGAN (11/22/21)

Opponent	Date	GS	MIN	Total		3-Pointers		Free throws		Rebounds				PF A TO BLK STL PTS AVG					
				FG-FGA	PCT	3FG-3FGA	PCT	FT-FTA	PCT	OFF	DEF	TOT	AVG	PF	A	TO	BLK	STL	PTS
Longwood	11/09/2021		02:33	0-0	.000	0-0	.000	0-0	.000	0	0	0	0.0	0	0	0	0	0	0.0
Kansas City	11/12/2021		04:45	0-1	.000	0-1	.000	0-0	.000	0	0	0	0.0	0	0	0	0	0	0.0
Alabama St.	11/18/2021		02:17	1-1	1.000	1-1	1.000	0-0	.000	0	0	0	0.0	0	0	0	0	0	3 1.0
Western Mich.	11/22/2021		06:06	1-1	1.000	1-1	1.000	0-0	.000	0	0	0	0.0	0	0	0	1	3	1.5
Portland St.	11/26/2021		02:11	0-1	.000	0-0	.000	0-0	.000	1	0	1	0.2	0	0	0	0	0	1.2
Southeastern La.	12/21/2021		02:39	0-0	.000	0-0	.000	0-0	.000	0	0	0	0.2	0	1	1	0	0	1.0
Western Ill.	12/29/2021		01:47	0-0	.000	0-0	.000	0-0	.000	0	0	0	0.1	0	0	0	0	0	0.9
Totals		0	22:18	2-4	.500	2-3	.667	0-0	.000	1	0	1	0.1	0	1	0	1	0	6 0.9

CAREER STATISTICS

YEAR	G/GS	FG-A	PCT	3-PT	PCT	FT-A	PCT	REB	AVG	PF-FO	AST	TO	BLK	STL	PTS	AVG
Fresh.	7/0	2-4	.500	2-3	.667	0-0	.000	1	0.1	0-0	1	1	0	1	6	0.9



CONNOR MCCAFFERY

#30 • Guard/Forward
6-5 • 205 • RS-Senior
Iowa City, Iowa
West HS

SEASON HIGHS

POINTS.....3, 2X, LAST VS. ALABAMA STATE (11/18/21)
 FGM.....1, 2X, LAST VS. ALABAMA STATE (11/18/21)
 FGA.....3 vs. WESTERN MICHIGAN (11/22/21)
 3-PT FGM.....1, 4X, LAST VS. INDIANA (1/13/22)
 3-PT FGA.....5 AT PURDUE (12/3/21)
 FTM.....2, 3X, LAST VS. INDIANA (1/13/22)
 FTA.....4 vs. SE LOUISIANA (12/21/21)
 REB.....8 vs. SE LOUISIANA (12/21/21)
 AST.....7 vs. PORTLAND STATE (11/26/21)
 STL.....3 vs. INDIANA (1/13/22)
 BLK.....
 MIN.....22 vs. WESTERN MICHIGAN (11/22/21)

CAREER HIGHS


POINTS.....19 vs. CONNECTICUT (11/16/18)
 FGM.....6 AT MICHIGAN STATE (2/13/21)
 FGA.....9 AT ILLINOIS (1/29/21)
 3-PT FGM.....4 AT MICHIGAN STATE (2/13/21)
 3-PT FGA.....8 vs. PURDUE (3/3/20)
 FTM.....9 vs. CONNECTICUT (11/16/18)
 FTA.....11 vs. CONNECTICUT (11/16/18)
 REB.....13 vs. MICHIGAN (1/17/20)
 AST.....10 AT MARYLAND (1/7/21)
 STL.....3, 8X, LAST VS. INDIANA (1/13/22)
 BLK.....1, 8X, LAST VS. ILLINOIS (3/13/21)
 MIN.....39 AT MINNESOTA (2/16/20)

Opponent	Date	GS	MIN	Total		3-Pointers		Free throws		Rebounds				PF A TO BLK STL PTS AVG					
				FG-FGA	PCT	3FG-3FGA	PCT	FT-FTA	PCT	OFF	DEF	TOT	AVG	PF	A	TO	BLK	STL	PTS
Longwood	11/09/2021		13:55	1-1	1.000	1-1	1.000	0-0	.000	1	6	7	7.0	0	0	0	0	0	3 3.0
Kansas City	11/12/2021		13:03	0-1	.000	0-1	.000	0-0	.000	1	2	3	5.0	1	3	0	0	0	1.5
N.C. Central	11/16/2021		21:08	0-1	.000	0-1	.000	2-2	1.000	0	1	1	3.7	3	3	1	0	1	2 1.7
Alabama St.	11/18/2021	*	18:11	1-1	1.000	0-0	.000	1-2	.500	2	2	4	3.8	2	3	1	0	1	3 2.0
Western Mich.	11/22/2021	*	22:13	0-3	.000	0-3	.000	0-0	.000	0	2	2	3.4	1	2	0	0	0	1.6
Portland St.	11/26/2021		18:44	0-1	.000	0-0	.000	0-0	.000	0	3	3	3.3	2	7	0	0	2 0 1.3	
at Virginia	11/29/2021		12:49	0-1	.000	0-1	.000	0-0	.000	1	2	3	3.3	0	2	0	0	0	1.1
at Purdue	12/03/2021		19:09	0-5	.000	0-5	.000	0-0	.000	0	2	2	3.1	2	1	0	0	1	1.0
Illinois	12/06/2021		15:15	1-2	.500	1-2	.500	0-0	.000	0	0	0	2.8	3	1	0	0	1	3 1.2
at Iowa St.	12/09/2021		08:05	0-0	.000	0-0	.000	0-0	.000	1	0	1	2.6	0	1	1	0	0	1.1
vs Utah St.	12/18/2021		16:22	0-1	.000	0-1	.000	0-0	.000	0	1	1	2.5	1	2	0	0	0	1.0
Southeastern La.	12/21/2021		18:24	1-1	1.000	1-1	1.000	2-4	.500	2	6	8	2.9	1	2	1	0	0	5 1.3
Western Ill.	12/29/2021		10:14	0-0	.000	0-0	.000	0-0	.000	0	1	1	2.8	0	0	0	0	0	1.2
Maryland	01/03/2022		18:15	0-1	.000	0-1	.000	1-2	.500	0	1	1	2.6	3	1	1	0	1	1 1.2
at Wisconsin	01/06/2022		14:59	0-0	.000	0-0	.000	0-0	.000	1	0	1	2.5	5	2	0	0	1	1.1
Indiana	01/13/2022		20:10	1-2	.500	1-2	.500	2-2	1.000	0	1	1	2.4	1	1	0	0	3 5 1.4	
at Rutgers	01/19/2022		09:15	0-1	.000	0-1	.000	0-0	.000	0	3	3	2.5	2	0	1	0	0	1.3
Penn St.	01/22/2022		16:24	0-3	.000	0-2	.000	0-0	.000	1	2	3	2.5	1	3	1	0	0	1.2
Purdue	01/27/2022		10:23	0-3	.000	0-3	.000	0-0	.000	0	1	1	2.4	0	1	0	0	0	1.2
Totals		2	296:58	5-28	.179	4-25	.160	8-12	.667	10	36	46	2.4	28	35	7	0	11	22 1.2

CAREER STATISTICS

YEAR	G/GS	FG-A	PCT	3-PT	PCT	FT-A	PCT	REB	AVG	PF-FO	AST	TO	BLK	STL	PTS	AVG
Fresh.	4/0	2-3	.667	1-2	.500	3-4	.750	4	1.0	2-0	7	4	0	2	8	2.0
RS-Fresh.	34/0	35-97	.361	6-29	.207	73-97	.753	49	1.4	61-0	102	43	3	23	149	4.4
Soph.	31/31	55-160	.344	33-97	.340	50-64	.781	124	4.0	80-2	124	27	3	35	193	6.2
Junior	31/31	33-102	.324	18-65	.277	17-29	.586	97	3.1	81-1	112	30	2	19	101	3.3
Senior	19/2	5-28	.179	4-25	.160	8-12	.667	46	2.4	28-1	35	7	0	11	22	1.2
TOTALS	119/64	130-390	.333	62-218	.284	151-206	.733	320	2.7	252-4	380	111	8	90	473	4.0

GAME 21: IOWA AT PENN STATE



PATRICK MCCAFFERY

#22 • Forward
6-9 • 200 • RS-Soph.
Iowa City, Iowa
West HS

SEASON HIGHS

POINTS.....16 vs. SE LOUISIANA (12/21/21)
 FGM.....5, 6X, LAST vs. PURDUE (1/27/22)
 FGA.....13 AT PURDUE (12/3/21)
 3-PT FGM.....3 vs. PENN STATE (1/22/22)
 3-PT FGA.....6 vs. PENN STATE (1/22/22)
 FTM.....7 AT PURDUE (12/3/21)
 FTA.....10 AT PURDUE (12/3/21)
 REB.....7 AT WISCONSIN (1/6/22)
 AST.....4, 2X, LAST vs. PENN STATE (1/22/22)
 STL.....3 vs. INDIANA (1/13/22)
 BLK.....2, 2X, LAST vs. PENN STATE (1/22/22)
 MIN.....31 AT RUTGERS (1/19/22)


CAREER HIGHS

POINTS.....19 vs. NEBRASKA (3/4/21)
 FGM.....8 vs. NEBRASKA (3/4/21)
 FGA.....13, 2X, LAST AT PURDUE (12/3/21)
 3-PT FGM.....3, 2X, LAST vs. PENN STATE (1/22/22)
 3-PT FGA.....6, 2X, LAST vs. PENN STATE (1/22/22)
 FTM.....7 AT PURDUE (12/3/21)
 FTA.....10 AT PURDUE (12/3/21)
 REB.....6, 3X, LAST vs. UTAH STATE (12/18/21)
 AST.....4, 2X, LAST vs. PENN STATE (1/22/22)
 STL.....3 vs. INDIANA (1/13/22)
 BLK.....2, 4X, LAST vs. PENN STATE (1/22/22)
 MIN.....31 AT RUTGERS (1/19/22)

Opponent	Date	GS	MIN	Total		3-Pointers		Free throws		Rebounds				PF	A	TO	BLK	STL	PTS	AVG	
				FG-FGA	PCT	3FG-3FGA	PCT	FT-FTA	PCT	OFF	DEF	TOT	AVG								
Longwood	11/09/2021	*	21:41	3-6	.500	0-3	.000	5-6	.833	0	4	4	4.0	0	4	2	0	0	11	11.0	
Kansas City	11/12/2021	*	22:56	5-10	.500	0-1	.000	0-0	.000	1	1	2	3.0	0	2	0	0	1	10	10.5	
N.C. Central	11/16/2021	*	22:53	4-11	.364	1-4	.250	6-6	1.000	1	0	1	2.3	0	1	2	0	0	15	12.0	
Portland St.	11/26/2021	*	19:57	5-10	.500	1-3	.333	3-3	1.000	0	2	2	2.3	0	1	1	0	1	14	12.5	
at Virginia	11/29/2021	*	24:10	3-6	.500	1-1	1.000	0-0	.000	1	2	3	2.4	0	3	0	1	1	7	11.4	
at Purdue	12/03/2021	*	28:09	4-13	.308	0-4	.000	7-10	.700	0	5	5	2.8	2	3	0	0	0	15	12.0	
Illinois	12/06/2021	*	23:56	5-11	.455	2-2	1.000	0-1	.000	1	1	2	2.7	1	0	0	0	0	12	12.0	
at Iowa St.	12/09/2021	*	25:35	2-9	.222	1-5	.200	2-2	1.000	0	4	4	2.9	1	1	1	1	0	7	11.4	
vs Utah St.	12/18/2021	*	21:29	5-9	.556	1-3	.333	1-2	.500	0	6	6	3.2	1	3	1	0	2	12	11.4	
Southeastern La.	12/21/2021	*	25:44	5-10	.500	2-4	.500	4-4	1.000	0	3	3	3.2	0	2	0	0	2	16	11.9	
Western Ill.	12/29/2021	*	23:32	4-8	.500	1-2	.500	2-2	1.000	0	3	3	3.2	0	1	2	2	0	11	11.8	
Maryland	01/03/2022	*	21:45	2-8	.250	1-2	.500	0-0	.000	2	3	5	3.3	0	0	0	0	0	5	11.3	
at Wisconsin	01/06/2022	*	26:28	4-10	.400	0-2	.000	2-3	.667	1	6	7	3.6	4	3	0	1	0	10	11.2	
Indiana	01/13/2022	*	19:50	1-4	.250	0-0	.000	3-4	.750	1	0	1	3.4	0	0	0	0	3	5	10.7	
at Minnesota	01/16/2022	*	31:28	4-11	.364	2-5	.400	2-4	.500	0	3	3	3.4	0	1	1	0	1	12	10.8	
at Rutgers	01/19/2022	*	30:45	4-12	.333	1-5	.200	2-4	.500	1	2	3	3.4	0	2	0	1	1	11	10.8	
Penn St.	01/22/2022	*	27:12	4-9	.444	3-6	.500	0-0	.000	0	2	2	3.3	1	4	0	2	2	11	10.8	
Purdue	01/27/2022	*	29:49	5-9	.556	1-5	.200	0-0	.000	3	1	4	3.3	1	1	0	0	0	11	10.8	
Totals			18	447:19	69-166	.416	18-57	.316	39-51	.765	12	48	60	3.3	11	32	10	8	14	195	10.8

CAREER STATISTICS

YEAR	G/GS	FG-A	PCT	3-PT	PCT	FT-A	PCT	REB	AVG	PF-FO	AST	TO	BLK	STL	PTS	AVG
Fresh.	2/0	3-10	.300	0-4	.000	0-0	.000	5	2.5	2-0	1	0	0	1	6	3.0
RS-Fresh.	31/0	60-137	.438	13-43	.302	29-41	.707	83	2.7	20-0	28	13	12	11	162	5.2
Soph.	18/18	69-166	.416	18-57	.316	39-51	.765	60	3.3	11-0	32	10	8	14	195	10.8
TOTALS	51/18	132-313	.422	31-104	.298	68-92	.739	148	2.9	33-0	61	23	20	26	363	7.1



RILEY MULVEY

#44 • Forward
6-11 • 245 • Freshman
Rotterdam, New York
St. Thomas More

SEASON HIGHS

POINTS.....8 vs. WESTERN MICHIGAN (11/22/21)
 FGM.....3 vs. WESTERN MICHIGAN (11/22/21)
 FGA.....5 vs. WESTERN MICHIGAN (11/22/21)
 3-PT FGM.....
 3-PT FGA.....
 FTM.....2, 2X, LAST vs. WESTERN MICHIGAN (11/22/21)
 FTA.....2, 2X, LAST vs. WESTERN MICHIGAN (11/22/21)
 REB.....5 vs. ALABAMA STATE (11/18/21)
 AST.....1, 2X, LAST vs. SE LOUISIANA (12/21/21)
 STL.....
 BLK.....1, 2X, LAST vs. WESTERN ILLINOIS (12/29/21)
 MIN.....13 vs. WESTERN MICHIGAN (11/22/21)

CAREER HIGHS

POINTS.....8 vs. WESTERN MICHIGAN (11/22/21)
 FGM.....3 vs. WESTERN MICHIGAN (11/22/21)
 FGA.....5 vs. WESTERN MICHIGAN (11/22/21)
 3-PT FGM.....
 3-PT FGA.....
 FTM.....2, 2X, LAST vs. WESTERN MICHIGAN (11/22/21)
 FTA.....2, 2X, LAST vs. WESTERN MICHIGAN (11/22/21)
 REB.....5 vs. ALABAMA STATE (11/18/21)
 AST.....1, 2X, LAST vs. SE LOUISIANA (12/21/21)
 STL.....
 BLK.....1, 2X, LAST vs. WESTERN ILLINOIS (12/29/21)
 MIN.....13 vs. WESTERN MICHIGAN (11/22/21)

Opponent	Date	GS	MIN	Total		3-Pointers		Free throws		Rebounds				PF	A	TO	BLK	STL	PTS	AVG	
				FG-FGA	PCT	3FG-3FGA	PCT	FT-FTA	PCT	OFF	DEF	TOT	AVG								
Longwood	11/09/2021		10:07	0-1	.000	0-0	.000	0-0	.000	0	1	1	1.0	2	1	0	0	0	0	0.0	
Kansas City	11/12/2021		05:28	0-0	.000	0-0	.000	0-0	.000	0	1	1	1.0	1	0	0	1	0	0	0.0	
Alabama St.	11/18/2021		08:30	0-0	.000	0-0	.000	2-2	1.000	0	5	5	2.3	0	0	1	0	0	2	0.7	
Western Mich.	11/22/2021		13:29	3-5	.600	0-0	.000	2-2	1.000	2	2	4	2.8	1	0	1	0	0	8	2.5	
Portland St.	11/26/2021		02:11	0-0	.000	0-0	.000	0-0	.000	0	0	0	0.2	0	0	0	0	0	0	0.2	
at Purdue	12/03/2021		02:50	0-0	.000	0-0	.000	0-0	.000	0	1	1	2.0	2	0	1	0	0	0	1.7	
vs Utah St.	12/18/2021		02:09	0-0	.000	0-0	.000	0-0	.000	0	0	0	0.7	0	0	0	0	0	0	1.4	
Southeastern La.	12/21/2021		04:39	1-1	1.000	0-0	.000	0-0	.000	2	0	2	1.8	1	1	0	0	0	2	1.5	
Western Ill.	12/29/2021		02:15	0-0	.000	0-0	.000	0-0	.000	0	0	0	1.6	0	0	0	1	0	0	1.3	
at Wisconsin	01/06/2022		05:58	1-1	1.000	0-0	.000	0-0	.000	0	1	1	1.5	1	0	0	0	0	2	1.4	
Indiana	01/13/2022		01:08	0-0	.000	0-0	.000	0-0	.000	0	0	0	1.4	2	0	1	0	0	0	1.3	
Totals			0	58:44	5-8	.625	0-0	.000	4-4	1.000	4	11	15	1.4	10	2	4	2	0	14	1.3

CAREER STATISTICS

YEAR	G/GS	FG-A	PCT	3-PT	PCT	FT-A	PCT	REB	AVG	PF-FO	AST	TO	BLK	STL	PTS	AVG
Fresh.	11/0	5-8	.625	0-0	.000	4-4	1.000	15	1.4	8-0	2	4	2	0	14	1.3

GAME 21: IOWA AT PENN STATE



KEEGAN MURRAY

#15 • Forward
6-8 • 225 • Sophomore
Cedar Rapids, Iowa
Prairie HS

SEASON HIGHS

POINTS..... 35, 2X, LAST VS. MARYLAND (1/3/22)
 FGM..... 14 VS. MARYLAND (1/3/22)
 FGA..... 21 VS. MARYLAND (1/3/22)
 3-PT FGM..... 5 VS. MARYLAND (1/3/22)
 3-PT FGA..... 7 VS. PENN STATE (1/22/22)
 FTM..... 9 VS. N.C. CENTRAL (11/16/21)
 FTA..... 10 VS. N.C. CENTRAL (11/16/21)
 REB..... 21 VS. N.C. CENTRAL (11/16/21)
 AST..... 4 VS. ALABAMA STATE (11/18/21)
 STL..... 3, 4X, LAST WESTERN ILLINOIS (12/29/21)
 BLK..... 5 VS. LONGWOOD (11/9/21)
 MIN..... 39 VS. PENN STATE (1/22/22)

CAREER HIGHS

POINTS..... 35, 2X, LAST VS. MARYLAND (1/3/22)
 FGM..... 14 VS. MARYLAND (1/3/22)
 FGA..... 21 VS. MARYLAND (1/3/22)
 3-PT FGM..... 5 VS. MARYLAND (1/3/22)
 3-PT FGA..... 6, 3X, LAST AT RUTGERS (1/19/22)
 FTM..... 9 VS. N.C. CENTRAL (11/16/21)
 FTA..... 10 VS. N.C. CENTRAL (11/16/21)
 REB..... 21 VS. N.C. CENTRAL (11/16/21)
 AST..... 4 VS. ALABAMA STATE (11/18/21)
 STL..... 3, 5X, LAST WESTERN ILLINOIS (12/29/21)
 BLK..... 5 VS. LONGWOOD (11/9/21)
 MIN..... 39 VS. PENN STATE (1/22/22)

Opponent	Date	GS	MIN	Total		3-Pointers		Free throws		Rebounds				PF	A	TO	BLK	STL	PTS	AVG	
				FG-FGA	PCT	3FG-3FGA	PCT	FT-FTA	PCT	OFF	DEF	TOT	AVG								
Longwood	11/09/2021	*	17:29	8-10	.800	3-4	.750	5-5	1.000	2	5	7	7.0	3	1	0	5	0	24	24.0	
Kansas City	11/12/2021	*	22:53	9-15	.600	1-3	.333	6-6	1.000	0	4	4	5.5	2	2	1	3	25	24.5		
N.C. Central	11/16/2021	*	37:17	9-19	.474	0-4	.000	9-10	.900	9	12	21	10.7	2	2	2	4	0	27	25.3	
Alabama St.	11/18/2021	*	21:47	10-16	.625	2-5	.400	4-5	.800	2	4	6	9.5	1	4	2	1	1	26	25.5	
Western Mich.	11/22/2021	*	21:21	10-14	.714	2-4	.500	7-9	.778	3	3	6	8.8	0	0	0	3	2	29	26.2	
Portland St.	11/26/2021	*	27:02	10-16	.625	1-5	.200	2-2	1.000	3	6	9	8.8	1	0	0	1	2	23	25.7	
at Virginia	11/29/2021	*	35:49	7-13	.538	1-4	.250	3-5	.600	2	7	9	8.9	1	3	2	1	0	18	24.6	
Illinois	12/06/2021	*	29:46	7-15	.467	1-4	.250	4-7	.571	1	1	2	8.0	1	0	1	2	3	19	23.9	
at Iowa St.	12/09/2021	*	37:25	4-17	.235	1-6	.167	0-0	.000	6	1	7	7.9	3	1	1	2	3	9	22.2	
vs Utah St.	12/18/2021	*	29:14	13-17	.765	2-5	.400	7-8	.875	3	4	7	7.8	1	1	1	1	2	35	23.5	
Southeastern La.	12/21/2021	*	24:17	8-13	.615	1-5	.200	3-3	1.000	3	7	10	8.0	2	1	1	0	0	20	23.2	
Western Ill.	12/29/2021	*	34:51	13-20	.650	1-4	.250	2-3	.667	2	8	10	8.2	1	3	1	3	3	29	23.7	
Maryland	01/03/2022	*	38:06	14-21	.667	5-6	.833	2-3	.667	4	4	8	8.2	1	1	1	3	1	35	24.5	
at Wisconsin	01/06/2022	*	35:17	10-16	.625	2-4	.500	5-9	.556	1	4	5	7.9	0	0	3	3	1	27	24.7	
Indiana	01/13/2022	*	22:18	5-9	.556	1-3	.333	1-2	.500	3	6	9	8.0	4	0	1	2	1	12	23.9	
at Minnesota	01/16/2022	*	36:04	11-17	.647	1-3	.333	2-3	.667	4	6	10	8.1	2	0	0	2	2	25	23.9	
at Rutgers	01/19/2022	*	35:22	5-14	.357	2-6	.333	1-2	.500	3	10	13	8.4	4	1	2	2	1	13	23.3	
Penn St.	01/22/2022	*	39:44	4-12	.333	1-7	.143	6-8	.750	2	6	8	8.4	1	2	1	3	1	15	22.8	
Purdue	01/27/2022	*	28:41	4-11	.364	2-5	.400	4-4	1.000	2	7	9	8.4	3	1	1	1	1	14	22.4	
Totals			19	574:43	161-285	.565	30-87	.345	73-94	.777	55	105	160	8.4	33	22	22	40	27	425	22.4

CAREER STATISTICS

YEAR	G/GS	FG-A	PCT	3-PT	PCT	FT-A	PCT	REB	AVG	PF-FO	AST	TO	BLK	STL	PTS	AVG
Fresh.	31/4	84-166	.506	16-54	.296	40-53	.755	158	5.1	58-1	17	20	39	26	224	7.2
Soph.	19/19	161-285	.565	30-87	.345	73-94	.777	160	8.4	33-0	22	22	40	27	425	22.4
TOTALS	50/23	245-451	.543	46-141	.326	113-147	.769	318	6.4	91-1	39	42	79	53	649	13.0



KRIS MURRAY

#24 • Forward
6-8 • 225 • Sophomore
Cedar Rapids, Iowa
Prairie HS

SEASON HIGHS

POINTS..... 29 VS. INDIANA (1/13/22)
 FGM..... 12 VS. INDIANA (1/13/22)
 FGA..... 18 VS. INDIANA (1/13/22)
 3-PT FGM..... 3, 3X, LAST VS. PENN STATE (1/22/22)
 3-PT FGA..... 6 VS. PURDUE (1/27/22)
 FTM..... 9 VS. PURDUE (1/27/22)
 FTA..... 9 VS. PURDUE (1/27/22)
 REB..... 11 VS. INDIANA (1/13/22)
 AST..... 2, 7X LAST VS. PENN STATE (1/22/22)
 STL..... 3 VS. INDIANA (1/13/22)
 BLK..... 3 VS. INDIANA (1/13/22)
 MIN..... 29 VS. INDIANA (1/13/22)

CAREER HIGHS

POINTS..... 29 VS. INDIANA (1/13/22)
 FGM..... 12 VS. INDIANA (1/13/22)
 FGA..... 18 VS. INDIANA (1/13/22)
 3-PT FGM..... 3, 3X, LAST VS. PENN STATE (1/22/22)
 3-PT FGA..... 6 VS. PURDUE (1/27/22)
 FTM..... 9 VS. PURDUE (1/27/22)
 FTA..... 9 VS. PURDUE (1/27/22)
 REB..... 11 VS. INDIANA (1/13/22)
 AST..... 2, 7X LAST VS. PENN STATE (1/22/22)
 STL..... 3 VS. INDIANA (1/13/22)
 BLK..... 3 VS. INDIANA (1/13/22)
 MIN..... 29 VS. INDIANA (1/13/22)

Opponent	Date	GS	MIN	Total		3-Pointers		Free throws		Rebounds				PF	A	TO	BLK	STL	PTS	AVG	
				FG-FGA	PCT	3FG-3FGA	PCT	FT-FTA	PCT	OFF	DEF	TOT	AVG								
Longwood	11/09/2021		17:23	7-9	.778	2-4	.500	0-1	.000	2	5	7	7.0	2	1	1	2	1	16	16.0	
Kansas City	11/12/2021		12:29	3-7	.429	0-0	.000	0-2	.000	2	3	5	6.0	1	1	0	1	0	6	11.0	
Alabama St.	11/18/2021		17:24	6-10	.600	3-5	.600	2-3	.667	6	2	8	6.7	2	2	1	0	0	17	13.0	
Western Mich.	11/22/2021		22:57	3-6	.500	2-3	.667	4-4	1.000	1	7	8	7.0	1	0	0	1	2	12	12.8	
Portland St.	11/26/2021		19:45	5-9	.556	2-2	1.000	1-2	.500	3	3	6	6.8	1	2	0	1	1	13	12.8	
at Virginia	11/29/2021		17:00	2-7	.286	2-4	.500	0-0	.000	1	1	2	6.0	1	0	1	0	0	6	11.7	
at Purdue	12/03/2021	*	25:51	5-10	.500	2-4	.500	0-0	.000	0	4	4	5.7	4	0	1	0	1	12	11.7	
Illinois	12/06/2021		16:54	3-8	.375	0-3	.000	2-2	1.000	2	3	5	5.6	2	2	0	0	0	8	11.3	
at Iowa St.	12/09/2021		15:55	2-6	.333	0-3	.000	0-0	.000	3	3	6	5.7	3	1	1	2	2	4	10.4	
vs Utah St.	12/18/2021		19:11	6-8	.750	3-4	.750	2-4	.500	2	2	4	5.5	3	2	0	1	2	17	11.1	
Southeastern La.	12/21/2021		10:15	0-3	.000	0-2	.000	1-2	.500	1	0	1	5.1	1	1	0	1	0	1	10.2	
Western Ill.	12/29/2021		13:03	3-7	.429	0-0	.000	0-0	.000	3	1	4	5.0	3	0	2	2	0	6	9.8	
Maryland	01/03/2022		09:33	0-2	.000	0-2	.000	1-2	.500	0	1	1	4.7	1	1	1	1	0	1	9.2	
at Wisconsin	01/06/2022		20:41	5-10	.500	2-5	.400	0-0	.000	0	3	3	4.6	3	2	1	2	2	12	9.4	
Indiana	01/13/2022		29:16	12-18	.667	2-5	.400	3-4	.750	6	5	11	5.0	2	2	1	3	3	29	10.7	
at Minnesota	01/16/2022		11:19	2-4	.500	0-2	.000	1-3	.333	1	1	2	4.8	2	1	1	1	0	5	10.3	
at Rutgers	01/19/2022		10:48	0-5	.000	0-3	.000	0-0	.000	0	0	0	4.5	2	0	0	2	0	0	9.7	
Penn St.	01/22/2022		20:18	3-5	.600	3-5	.600	4-6	.667	2	2	4	4.5	2	2	1	0	2	13	9.9	
Purdue	01/27/2022		24:16	6-15	.400	2-6	.333	9-9	1.000	3	2	5	4.5	5	0	1	0	1	23	10.6	
Totals			1	334:18	73-149	.490	25-62	.403	30-44	.682	38	48	86	4.5	41	20	13	20	17	201	10.6

CAREER STATISTICS

YEAR	G/GS	FG-A	PCT	3-PT	PCT	FT-A	PCT	REB	AVG	PF-FO	AST	TO	BLK	STL	PTS	AVG
Fresh.	13/0	3-13	.231	0-5	.000	2-2	1.000	8	0.6	3-0	1	2	1	1	8	0.6
Soph.	19/1	73-149	.490	25-62	.403	30-44	.682	86	4.5	41-1	20	13	20	17	201	10.6
TOTALS	32/1	76-162	.469	25-67	.373	32-46	.696	94	2.9	44-1	21	15	21	18	209	6.5

GAME 21: IOWA AT PENN STATE



JOSH OGUNDELE

#23 • Center
6-11 • 265 • Sophomore
 London, England
 Worcester Academy (MA)

SEASON HIGHS

POINTS..... 7 AT PURDUE (12/3/21)
 FGM..... 3 AT PURDUE (12/3/21)
 FGA..... 4 AT PURDUE (12/3/21)
 3-PT FGM.....
 3-PT FGA.....
 FTM..... 1, 3X, LAST AT WISCONSIN (1/6/22)
 FTA..... 3, 2X, LAST AT PURDUE (12/3/21)
 REB..... 5 AT PURDUE (12/3/21)
 AST.....
 STL..... 2 VS. PORTLAND STATE (11/26/21)
 BLK..... 2 VS. ILLINOIS (12/6/21)
 MIN..... 16 AT PURDUE (12/3/21)

CAREER HIGHS

POINTS..... 7 AT PURDUE (12/3/21)
 FGM..... 3 AT PURDUE (12/3/21)
 FGA..... 4 AT PURDUE (12/3/21)
 3-PT FGM.....
 3-PT FGA.....
 FTM..... 1, 2X, LAST AT PURDUE (12/3/21)
 FTA..... 3, 2X, LAST AT PURDUE (12/3/21)
 REB..... 5 AT PURDUE (12/3/21)
 AST.....
 STL..... 2 VS. PORTLAND STATE (11/26/21)
 BLK..... 2 VS. ILLINOIS (12/6/21)
 MIN..... 16 AT PURDUE (12/3/21)

Opponent	Date	GS	MIN	Total		3-Pointers		Free throws		Rebounds				PF	A	TO	BLK	STL	PTS	AVG
				FG-FGA	PCT	3FG-3FGA	PCT	FT-FTA	PCT	OFF	DEF	TOT	AVG							
Kansas City	11/12/2021		05:28	1-2	.500	0-0	.000	0-0	.000	0	3	3	3.0	0	0	0	1	0	2	2.0
N.C. Central	11/16/2021		00:51	0-0	.000	0-0	.000	0-0	.000	0	1	1	2.0	2	0	0	0	0	0	1.0
Alabama St.	11/18/2021		07:57	0-0	.000	0-0	.000	0-0	.000	1	1	2	2.0	0	0	2	0	0	0	0.7
Portland St.	11/26/2021		04:01	0-1	.000	0-0	.000	1-3	.333	1	1	2	2.0	0	0	0	0	2	1	0.8
at Purdue	12/03/2021		16:20	3-4	.750	0-0	.000	1-3	.333	1	4	5	2.6	3	0	1	0	0	7	2.0
Illinois	12/06/2021		01:54	0-0	.000	0-0	.000	0-0	.000	0	0	0	2.2	0	0	0	2	0	0	1.7
at Iowa St.	12/09/2021		02:12	0-0	.000	0-0	.000	0-0	.000	0	0	0	1.9	1	0	0	1	0	0	1.4
vs Utah St.	12/18/2021		02:24	1-1	1.000	0-0	.000	0-0	.000	0	0	0	1.6	0	0	0	0	0	2	1.5
Southeastern La.	12/21/2021		00:53	0-0	.000	0-0	.000	0-0	.000	0	0	0	1.4	0	0	1	0	0	0	1.3
at Wisconsin	01/06/2022		04:20	1-2	.500	0-0	.000	1-1	1.000	1	0	1	1.4	1	0	0	1	0	3	1.5
Indiana	01/13/2022		07:26	0-2	.000	0-0	.000	0-0	.000	0	0	0	1.3	3	0	0	0	0	0	1.4
Purdue	01/27/2022		04:30	1-1	1.000	0-0	.000	0-0	.000	0	1	1	1.3	2	0	0	0	0	2	1.4
Totals			0 58:16	7-13	.538	0-0	.000	3-7	.429	4	11	15	1.3	12	0	4	5	2	17	1.4

CAREER STATISTICS

YEAR	G/GS	FG-A	PCT	3-PT	PCT	FT-A	PCT	REB	AVG	PF-FO	AST	TO	BLK	STL	PTS	AVG
Fresh.	8/0	3-6	.500	0-0	.000	1-4	.250	8	1.0	5-0	0	0	0	0	7	0.9
Soph.	12/0	7-13	.538	0-0	.000	3-7	.429	15	1.3	12-0	0	4	5	2	17	1.4
TOTALS	20/0	10-19	.526	0-0	.000	4-11	.364	23	1.2	17-0	0	4	5	2	24	1.2



TONY PERKINS

#11 • Guard
6-4 • 210 • Sophomore
 Indianapolis, Ind.
 Lawrence North

SEASON HIGHS

POINTS..... 16 VS. ILLINOIS (12/6/21)
 FGM..... 6 VS. ILLINOIS (12/6/21)
 FGA..... 11 AT PURDUE (12/3/21)
 3-PT FGM..... 2, 2X, LAST VS. ILLINOIS (12/6/21)
 3-PT FGA..... 4 VS. UTAH STATE (12/18/21)
 FTM..... 4, 2X, LAST VS. WESTERN MICHIGAN (11/22/21)
 FTA..... 4, 3X, LAST VS. WESTERN MICHIGAN (11/22/21)
 REB..... 5 VS. LONGWOOD (11/9/21)
 AST..... 4 VS. UTAH STATE (12/18/21)
 STL..... 3, 2X, LAST VS. N.C. CENTRAL (11/16/21)
 BLK..... 1 VS. LONGWOOD (11/9/21)
 MIN..... 26 AT IOWA STATE (12/9/21)

CAREER HIGHS


POINTS..... 16 VS. ILLINOIS (12/6/21)
 FGM..... 5, 2X, LAST AT PURDUE (12/3/21)
 FGA..... 11 AT PURDUE (12/3/21)
 3-PT FGM..... 2, 2X, LAST VS. ILLINOIS (12/6/21)
 3-PT FGA..... 4 VS. UTAH STATE (12/18/21)
 FTM..... 4, 2X, LAST VS. WESTERN MICHIGAN (11/22/21)
 FTA..... 4, 4X, LAST VS. WESTERN MICHIGAN (11/22/21)
 REB..... 7 VS. N. ILLINOIS (12/13/20)
 AST..... 3, 2X, LAST VS. ALABAMA STATE (11/18/21)
 STL..... 4 VS. UTAH STATE (12/18/21)
 BLK..... 1, 2X, LAST VS. LONGWOOD (11/9/21)
 MIN..... 26 AT IOWA STATE (12/9/21)

Opponent	Date	GS	MIN	Total		3-Pointers		Free throws		Rebounds				PF	A	TO	BLK	STL	PTS	AVG	
				FG-FGA	PCT	3FG-3FGA	PCT	FT-FTA	PCT	OFF	DEF	TOT	AVG								
Longwood	11/09/2021		19:04	1-7	.143	0-2	.000	4-4	1.000	1	4	5	5.0	3	2	2	1	0	6	6.0	
Kansas City	11/12/2021		14:00	1-3	.333	0-0	.000	3-3	1.000	1	2	3	4.0	2	0	2	0	3	5	5.5	
N.C. Central	11/16/2021		19:52	4-7	.571	2-2	1.000	3-4	.750	1	1	2	3.3	1	1	0	0	3	13	8.0	
Alabama St.	11/18/2021		15:53	2-6	.333	1-3	.333	0-0	.000	1	1	2	3.0	0	3	0	0	0	5	7.3	
Western Mich.	11/22/2021		16:51	5-6	.833	1-1	1.000	4-4	1.000	0	0	0	2.4	2	1	0	0	2	15	8.8	
Portland St.	11/26/2021		13:13	4-6	.667	0-0	.000	2-2	1.000	1	1	2	2.3	2	0	2	0	0	10	9.0	
at Virginia	11/29/2021		09:18	2-3	.667	0-0	.000	0-0	.000	0	1	1	2.1	1	0	1	0	1	4	8.3	
at Purdue	12/03/2021		22:41	5-11	.455	1-2	.500	3-3	1.000	1	1	2	2.1	2	1	2	0	2	14	9.0	
Illinois	12/06/2021		23:52	6-8	.750	2-3	.667	2-3	.667	0	0	0	1.9	3	0	0	0	0	1	16	9.8
at Iowa St.	12/09/2021		25:42	3-10	.300	0-3	.000	3-3	1.000	1	0	1	1.8	3	1	0	0	1	9	9.7	
vs Utah St.	12/18/2021		18:23	0-5	.000	0-4	.000	2-2	1.000	0	3	3	1.9	2	4	0	1	2	2	9.0	
Southeastern La.	12/21/2021		19:27	3-8	.375	1-3	.333	1-2	.500	1	0	1	1.8	1	1	1	0	1	8	8.9	
Western Ill.	12/29/2021		21:21	2-4	.500	0-0	.000	0-0	.000	0	3	3	1.9	1	2	1	0	0	4	8.5	
Maryland	01/03/2022		13:37	2-6	.333	0-2	.000	2-2	1.000	0	2	2	1.9	3	2	1	0	1	6	8.4	
at Wisconsin	01/06/2022		10:58	0-4	.000	0-1	.000	0-0	.000	1	0	1	1.9	2	1	0	0	0	0	7.8	
Indiana	01/13/2022		11:18	3-5	.600	0-0	.000	2-2	1.000	0	1	1	1.8	1	1	3	0	1	8	7.8	
at Minnesota	01/16/2022		12:14	2-3	.667	0-0	.000	1-1	1.000	0	2	2	1.8	1	1	1	0	0	5	7.6	
at Rutgers	01/19/2022		09:30	0-2	.000	0-1	.000	0-0	.000	0	0	0	1.7	1	0	1	0	1	0	7.2	
Penn St.	01/22/2022		14:36	2-7	.286	0-3	.000	0-0	.000	3	1	4	1.8	3	0	0	0	0	4	7.1	
Purdue	01/27/2022		15:47	1-5	.200	0-1	.000	0-0	.000	1	1	2	1.9	3	1	0	0	0	2	6.8	
Totals			0 327:37	48-116	.414	8-31	.258	32-35	.914	13	24	37	1.9	37	22	17	2	19	136	6.8	

CAREER STATISTICS

YEAR	G/GS	FG-A	PCT	3-PT	PCT	FT-A	PCT	REB	AVG	PF-FO	AST	TO	BLK	STL	PTS	AVG
Fresh.	24/0	15-33	.455	1-3	.333	7-15	.467	31	1.3	21-0	16	3	1	5	38	1.6
Soph.	20/0	48-116	.414	8-31	.258	32-35	.914	37	1.9	37-0	22	17	2	19	136	6.8
TOTALS	44/0	63-149	.423	9-34	.265	39-50	.780	68	1.5	58-0	38	20	3	24	174	4.0

GAME 21: IOWA AT PENN STATE



FILIP REBRACA

#0 • Forward
6-9 • 230 • Senior
Sombor, Serbia
Univ. of North Dakota

SEASON HIGHS

POINTS..... 13 vs. MARYLAND (1/3/22)
FGM..... 6, 2X, LAST AT MINNESOTA (1/16/22)
FGA..... 10 AT RUTGERS (1/19/22)
3-PT FGM..... 1 vs. ALABAMA STATE (11/18/21)
3-PT FGA..... 1, 5X, LAST AT MINNESOTA (1/16/22)
FTM..... 4 vs. N.C. CENTRAL (11/16/21)
FTA..... 7 vs. N.C. CENTRAL (11/16/21)
REB..... 13 vs. KANSAS CITY (11/12/21)
AST..... 2, 2X, LAST vs. SE LOUISIANA (12/21/21)
STL..... 3 AT MINNESOTA (1/16/22)
BLK..... 2, 4X, LAST AT MINNESOTA (1/16/22)
MIN..... 34 AT RUTGERS (1/19/22)

CAREER HIGHS

POINTS..... 26 vs. SOUTH DAKOTA, 12/10/20
FGM..... 11 AT ORAL ROBERTS, 1/8/21
FGA..... 21 AT OMAHA, 2/26/20
3-PT FGM..... 2, 8X, LAST vs. OMAHA, 2/20/21
3-PT FGA..... 5 AT SOUTH DAKOTA STATE, 2/9/19
FTM..... 11 vs. WESTERN ILLINOIS, 1/29/21
FTA..... 12 vs. WESTERN ILLINOIS, 1/29/21
REB..... 16 AT DENVER, 1/2/20
AST..... 5, 2X, LAST AT FLORIDA GULF COAST, 11/29/19
STL..... 4 AT ORAL ROBERTS, 1/9/21
BLK..... 8 AT MILWAUKEE, 11/19/19
MIN..... 41 vs. NORTH DAKOTA STATE, 1/16/21

Opponent	Date	GS	MIN	Total		3-Pointers		Free throws		Rebounds				PF	A	TO	BLK	STL	PTS	AVG	
				FG-FGA	PCT	3FG-3FGA	PCT	FT-FTA	PCT	OFF	DEF	TOT	AVG								
Longwood	11/09/2021	*	16:09	1-3	.333	0-0	.000	0-0	.000	0	5	5	5.0	1	1	1	0	0	2	2.0	
Kansas City	11/12/2021	*	22:48	4-5	.800	0-0	.000	1-2	.500	3	10	13	9.0	1	1	0	1	1	9	5.5	
N.C. Central	11/16/2021	*	23:47	2-2	1.000	0-0	.000	4-7	.571	4	2	6	8.0	4	0	1	0	0	8	6.3	
Alabama St.	11/18/2021	*	17:26	2-2	1.000	1-1	1.000	0-0	.000	2	6	8	8.0	1	1	0	1	0	5	6.0	
Western Mich.	11/22/2021	*	17:39	2-5	.400	0-1	.000	2-2	1.000	2	3	5	7.4	1	0	1	1	0	6	6.0	
Portland St.	11/26/2021	*	17:28	2-5	.400	0-0	.000	1-2	.500	2	7	9	7.7	1	0	3	2	1	5	5.8	
at Virginia	11/29/2021	*	28:21	4-4	1.000	0-0	.000	0-3	.000	2	1	3	7.0	2	0	0	0	0	8	6.1	
at Purdue	12/03/2021	*	20:04	1-2	.500	0-0	.000	1-2	.500	0	1	1	6.3	5	0	0	0	0	3	5.8	
Illinois	12/06/2021	*	21:12	1-4	.250	0-1	.000	1-2	.500	2	6	8	6.4	4	2	1	0	0	3	5.4	
at Iowa St.	12/09/2021	*	21:10	2-3	.667	0-0	.000	3-4	.750	1	3	4	6.2	3	1	2	0	0	7	5.6	
vs Utah St.	12/18/2021	*	21:12	3-5	.600	0-0	.000	1-2	.500	1	3	4	6.0	3	0	1	1	0	7	5.7	
Southeastern La.	12/21/2021	*	19:10	2-7	.286	0-0	.000	1-2	.500	1	8	9	6.3	2	2	2	2	0	5	5.7	
Western Ill.	12/29/2021	*	16:30	2-3	.667	0-0	.000	1-2	.500	0	4	4	6.1	0	0	1	0	0	5	5.6	
Maryland	01/03/2022	*	29:22	6-8	.750	0-1	.000	1-3	.333	2	6	8	6.2	3	1	0	0	0	13	6.1	
at Wisconsin	01/06/2022	*	11:36	1-2	.500	0-0	.000	0-0	.000	0	1	1	5.9	2	0	0	0	0	2	5.9	
Indiana	01/13/2022	*	19:52	2-3	.667	0-0	.000	0-0	.000	1	3	4	5.8	4	1	0	2	0	4	5.8	
at Minnesota	01/16/2022	*	32:21	6-11	.545	0-1	.000	0-0	.000	6	6	12	6.1	2	1	1	2	3	12	6.1	
at Rutgers	01/19/2022	*	33:40	4-10	.400	0-0	.000	0-1	.000	4	6	10	6.3	3	0	1	0	2	8	6.2	
Penn St.	01/22/2022	*	19:58	4-5	.800	0-0	.000	0-0	.000	0	5	5	6.3	2	0	1	0	0	8	6.3	
Purdue	01/27/2022	*	11:02	1-2	.500	0-0	.000	0-0	.000	1	0	1	6.0	1	0	0	1	0	2	6.1	
Totals			20	420:47	52-91	.571	1-5	.200	17-34	.500	34	86	120	6.0	45	11	16	13	7	122	6.1

CAREER STATISTICS

YEAR	G/GS	FG-A	PCT	3-PT	PCT	FT-A	PCT	REB	AVG	PF-FO	AST	TO	BLK	STL	PTS	AVG
Fresh.	29/16	96-180	.533	10-28	.357	31-52	.596	172	5.9	75-1	18	43	26	15	233	8.0
Soph.	32/32	190-328	.579	1-9	.111	78-117	.667	285	8.9	79-0	51	75	33	18	459	14.3
Junior	26/26	174-344	.506	15-41	.366	74-122	.607	197	7.6	69-3	31	61	17	16	437	16.8
Senior	20/20	52-91	.571	1-5	.200	17-34	.500	120	6.0	45-1	11	16	13	7	122	6.1
TOTALS	107/94	512-943	.543	27-83	.325	200-325	.615	774	7.2	268-5	111	195	89	56	1,251	11.7



PAYTON SANDFORT

#20 • Guard
6-7 • 215 • Freshman
Waukee, Iowa
Waukee HS

SEASON HIGHS

POINTS..... 21 vs. ALABAMA STATE (11/18/21)
FGM..... 7 vs. ALABAMA STATE (11/18/21)
FGA..... 15 vs. ALABAMA STATE (11/18/21)
3-PT FGM..... 5, 2X, LAST vs. WESTERN MICHIGAN (11/22/21)
3-PT FGA..... 12 vs. ALABAMA STATE (11/18/21)
FTM..... 2, 5X, LAST vs. SE LOUISIANA (12/21/21)
FTA..... 2, 5X, LAST vs. SE LOUISIANA (12/21/21)
REB..... 5 vs. WESTERN ILLINOIS (12/29/21)
AST..... 2, 4X, LAST AT MINNESOTA (1/16/22)
STL..... 1, 4X, LAST vs. WESTERN ILLINOIS (12/29/21)
BLK..... 1, 3X, LAST vs. ILLINOIS (12/6/21)
MIN..... 21 vs. ALABAMA STATE (11/18/21)

CAREER HIGHS

POINTS..... 21 vs. ALABAMA STATE (11/18/21)
FGM..... 7 vs. ALABAMA STATE (11/18/21)
FGA..... 15 vs. ALABAMA STATE (11/18/21)
3-PT FGM..... 5, 2X, LAST vs. WESTERN MICHIGAN (11/22/21)
3-PT FGA..... 12 vs. ALABAMA STATE (11/18/21)
FTM..... 2, 5X, LAST vs. SE LOUISIANA (12/21/21)
FTA..... 2, 5X, LAST vs. SE LOUISIANA (12/21/21)
REB..... 5 vs. WESTERN ILLINOIS (12/29/21)
AST..... 2, 4X, LAST AT MINNESOTA (1/16/22)
STL..... 1, 4X, LAST vs. WESTERN ILLINOIS (12/29/21)
BLK..... 1, 3X, LAST vs. ILLINOIS (12/6/21)
MIN..... 21 vs. ALABAMA STATE (11/18/21)

Opponent	Date	GS	MIN	Total		3-Pointers		Free throws		Rebounds				PF	A	TO	BLK	STL	PTS	AVG	
				FG-FGA	PCT	3FG-3FGA	PCT	FT-FTA	PCT	OFF	DEF	TOT	AVG								
Longwood	11/09/2021		15:46	3-10	.300	2-7	.286	0-0	.000	1	1	2	2.0	1	2	0	0	0	8	8.0	
Kansas City	11/12/2021		13:07	2-5	.400	0-3	.000	2-2	1.000	0	0	0	1.0	0	1	0	0	0	6	7.0	
N.C. Central	11/16/2021		08:41	0-1	.000	0-1	.000	0-0	.000	0	1	1	1.0	0	1	0	0	0	0	4.7	
Alabama St.	11/18/2021		20:45	7-15	.467	5-12	.417	2-2	1.000	1	1	2	1.3	2	2	0	0	0	21	8.8	
Western Mich.	11/22/2021		16:15	6-10	.600	5-7	.714	2-2	1.000	1	2	3	1.6	0	0	1	1	19	10.8		
Portland St.	11/26/2021		20:01	1-5	.200	0-4	.000	2-2	1.000	1	1	2	1.7	2	1	2	0	0	4	9.7	
at Virginia	11/29/2021		03:01	0-1	.000	0-1	.000	0-0	.000	0	0	0	1.4	0	0	1	0	0	0	8.3	
at Purdue	12/03/2021		07:19	0-2	.000	0-2	.000	1-2	.500	1	0	1	1.4	0	1	2	0	1	1	7.4	
Illinois	12/06/2021		10:14	2-3	.667	1-2	.500	0-0	.000	1	0	1	1.3	0	0	0	1	0	5	7.1	
at Iowa St.	12/09/2021		05:22	0-3	.000	0-2	.000	0-0	.000	0	0	0	1.2	0	0	1	0	0	0	6.4	
vs Utah St.	12/18/2021		07:44	0-3	.000	0-1	.000	0-0	.000	1	2	3	1.4	4	1	0	0	0	0	5.8	
Southeastern La.	12/21/2021		17:25	3-9	.333	2-7	.286	2-2	1.000	0	2	2	1.4	1	1	1	0	1	10	6.2	
Western Ill.	12/29/2021		16:30	5-7	.714	3-3	1.000	0-0	.000	4	1	5	1.7	1	0	0	0	1	13	6.7	
Maryland	01/03/2022		01:54	0-0	.000	0-0	.000	0-0	.000	0	0	0	1.6	0	0	0	0	0	0	6.2	
at Wisconsin	01/06/2022		06:52	0-2	.000	0-1	.000	0-0	.000	1	0	1	1.5	1	2	1	0	0	0	5.8	
Indiana	01/13/2022		01:08	0-0	.000	0-0	.000	0-0	.000	0	0	0	1.4	0	0	0	0	0	0	5.4	
at Minnesota	01/16/2022		08:32	1-2	.500	0-1	.000	0-0	.000	0	1	1	1.4	2	2	0	0	0	2	5.2	
at Rutgers	01/19/2022		03:08	0-1	.000	0-0	.000	0-0	.000	0	0	0	1.3	0	0	0	0	0	0	4.9	
Purdue	01/27/2022		05:55	1-3	.333	1-1	1.000	0-0	.000	0	0	0	1.3	1	1	0	0	0	3	4.8	
Totals			0	189:39	31-82	.378	19-55	.345	11-12	.917	12	12	24	1.3	15	15	7	3	4	92	4.8

CAREER STATISTICS

YEAR	G/GS	FG-A	PCT	3-PT	PCT	FT-A	PCT	REB	AVG	PF-FO	AST	TO	BLK	STL	PTS	AVG
Fresh.	19/0	31-82	.378	19-55	.345	11-12	.917	24	1.3	15-0	15	7	3	4	92	4.8

GAME 21: IOWA AT PENN STATE



JOE TOUSSAINT

#2 • Guard
6-0 • 190 • Junior
Bronx, New York
Cardinal Hayes

SEASON HIGHS

POINTS..... 11 vs. ALABAMA STATE (11/18/21)
 FGM..... 4, 4x, LAST AT MINNESOTA (1/16/22)
 FGA..... 8, 2x, LAST AT MINNESOTA (1/16/22)
 3-PT FGM..... 2 vs. ALABAMA STATE (11/18/21)
 3-PT FGA..... 2, 4x, LAST AT MINNESOTA (1/16/22)
 FTM..... 4 vs. PURDUE (1/27/22)
 FTA..... 5 vs. PURDUE (1/27/22)
 REB..... 5 AT RUTGERS (1/19/22)
 AST..... 11 vs. ALABAMA STATE (11/18/21)
 STL..... 4, 2x, LAST vs. PURDUE (1/27/22)
 BLK.....
 MIN..... 34 AT RUTGERS (1/19/22)

CAREER HIGHS

POINTS..... 18 vs. PENN STATE (1/4/20)
 FGM..... 7 AT NEBRASKA (1/7/20)
 FGA..... 18 AT NEBRASKA (1/7/20)
 3-PT FGM..... 2, 5x, LAST vs. ALABAMA STATE (11/18/21)
 3-PT FGA..... 5 AT NEBRASKA (1/7/20)
 FTM..... 9 vs. SAN DIEGO STATE (11/29/19)
 FTA..... 9 vs. SAN DIEGO STATE (11/29/19)
 REB..... 8 vs. CAL POLY (11/24/19)
 AST..... 11 vs. ALABAMA STATE (11/18/21)
 STL..... 6 AT MARYLAND (1/7/21)
 BLK..... 1, 3x, LAST vs. W. ILLINOIS (12/3/20)
 MIN..... 34, 2x, LAST AT RUTGERS (1/19/22)

Opponent	Date	GS	MIN	Total		3-Pointers		Free throws		Rebounds				PF	A	TO	BLK	STL	PTS	AVG	
				FG-FGA	PCT	3FG-3FGA	PCT	FT-FTA	PCT	OFF	DEF	TOT	AVG								
Longwood	11/09/2021	*	16:09	3-3	1.000	1-1	1.000	2-2	1.000	0	0	0	0.0	2	4	0	0	4	9	9.0	
Kansas City	11/12/2021	*	20:23	2-4	.500	0-1	.000	0-0	.000	0	1	1	0.5	0	6	2	0	2	4	6.5	
N.C. Central	11/16/2021	*	18:29	1-5	.200	0-1	.000	0-0	.000	1	1	2	1.0	1	2	0	0	2	5.0		
Alabama St.	11/18/2021	*	24:07	4-6	.667	2-2	1.000	1-1	1.000	2	1	3	1.5	0	11	2	0	2	11	6.5	
Western Mich.	11/22/2021	*	17:03	3-6	.500	0-0	.000	0-0	.000	0	1	1	1.4	2	4	1	0	3	6	6.4	
Portland St.	11/26/2021	*	13:12	1-4	.250	0-0	.000	0-0	.000	0	0	0	1.2	2	3	3	0	1	2	5.7	
at Virginia	11/29/2021	*	26:02	4-7	.571	0-1	.000	2-2	1.000	0	3	3	1.4	2	0	0	0	0	10	6.3	
at Purdue	12/03/2021	*	15:34	3-4	.750	1-1	1.000	0-0	.000	0	2	2	1.5	3	4	1	0	1	7	6.4	
Illinois	12/06/2021	*	15:58	1-7	.143	0-2	.000	0-0	.000	2	0	2	1.6	1	3	1	0	1	2	5.9	
at Iowa St.	12/09/2021	*	12:04	0-1	.000	0-0	.000	0-0	.000	0	1	1	1.5	1	0	1	0	0	0	5.3	
vs Utah St.	12/18/2021	*	18:28	2-2	1.000	0-0	.000	0-0	.000	1	0	1	1.5	2	2	3	0	0	4	5.2	
Southeastern La.	12/21/2021	*	16:40	1-1	1.000	0-0	.000	3-4	.750	1	3	4	1.7	3	5	2	0	3	5	5.2	
Western Ill.	12/29/2021	*	13:18	0-1	.000	0-0	.000	2-2	1.000	1	4	5	1.9	1	1	1	0	0	2	4.9	
Maryland	01/03/2022	*	25:25	4-8	.500	1-2	.500	0-0	.000	1	3	4	2.1	2	9	3	0	3	9	5.2	
at Wisconsin	01/06/2022	*	17:55	3-5	.600	0-1	.000	0-0	.000	0	0	0	1.9	1	4	2	0	0	6	5.3	
Indiana	01/13/2022	*	20:35	2-5	.400	1-1	1.000	0-0	.000	0	0	0	1.8	2	1	2	0	3	5	5.3	
at Minnesota	01/16/2022	*	26:16	4-8	.500	0-2	.000	0-1	.000	0	2	2	1.8	1	7	3	0	1	8	5.4	
at Rutgers	01/19/2022	*	34:21	2-3	.667	1-1	1.000	3-4	.750	1	4	5	2.0	1	5	3	0	3	8	5.6	
Penn St.	01/22/2022	*	22:35	1-4	.250	0-2	.000	2-2	1.000	1	2	3	2.1	2	4	2	0	3	4	5.5	
Purdue	01/27/2022	*	25:07	2-6	.333	0-0	.000	4-5	.800	0	1	1	2.0	2	3	1	0	4	8	5.6	
Totals			20	399:41	43-90	.478	7-18	.389	19-23	.826	11	29	40	2.0	31	78	33	0	34	112	5.6

CAREER STATISTICS

YEAR	G/GS	FG-A	PCT	3-PT	PCT	FT-A	PCT	REB	AVG	PF-FO	AST	TO	BLK	STL	PTS	AVG
Fresh.	31/20	68-180	.378	11-37	.297	54-65	.831	62	2.0	62-1	90	62	2	36	201	6.5
Soph.	31/0	42-99	.424	3-11	.273	28-45	.622	37	1.2	49-0	75	45	1	24	115	3.7
Junior	20/20	43-90	.478	7-18	.389	19-23	.826	40	2.0	31-0	78	33	0	34	112	5.6
TOTALS	82/40	153-369	.415	21-66	.318	101-133	.759	139	1.7	142-1	243	140	3	94	428	5.2



AHRON ULIS

#4 • Guard
6-3 • 195 • Sophomore
Chicago Heights, Ill.
Marion Catholic HS

SEASON HIGHS

POINTS..... 12 vs. N.C. CENTRAL (11/16/21)
 FGM..... 3, 2x, LAST vs. ILLINOIS (12/6/21)
 FGA..... 6, 2x, LAST vs. ILLINOIS (12/6/21)
 3-PT FGM..... 1, 3x, LAST vs. ILLINOIS (12/6/21)
 3-PT FGA..... 2, 2x, LAST vs. ILLINOIS (12/6/21)
 FTM..... 7 vs. N.C. CENTRAL (11/16/21)
 FTA..... 8 vs. N.C. CENTRAL (11/16/21)
 REB..... 4, 3x, LAST vs. INDIANA (1/13/22)
 AST..... 8 vs. WESTERN MICHIGAN (11/22/21)
 STL..... 3 vs. ILLINOIS (12/6/21)
 BLK.....
 MIN..... 24 vs. ILLINOIS (12/6/21)

CAREER HIGHS

POINTS..... 12 vs. N.C. CENTRAL (11/16/21)
 FGM..... 3 vs. LONGWOOD (11/9/21)
 FGA..... 6 AT PURDUE (12/3/21)
 3-PT FGM..... 1, 2x, LAST AT PURDUE (12/3/21)
 3-PT FGA..... 2 vs. ALABAMA STATE (11/18/21)
 FTM..... 7 vs. N.C. CENTRAL (11/16/21)
 FTA..... 8 vs. N.C. CENTRAL (11/16/21)
 REB..... 4, 3x, LAST vs. INDIANA (1/13/22)
 AST..... 8 vs. WESTERN MICHIGAN (11/22/21)
 STL..... 2 vs. ALABAMA STATE (11/18/21)
 BLK..... 1 vs. OREGON (3/22/21)
 MIN..... 24 vs. ILLINOIS (12/6/21)

Opponent	Date	GS	MIN	Total		3-Pointers		Free throws		Rebounds				PF	A	TO	BLK	STL	PTS	AVG	
				FG-FGA	PCT	3FG-3FGA	PCT	FT-FTA	PCT	OFF	DEF	TOT	AVG								
Longwood	11/09/2021		19:34	3-4	.750	0-0	.000	0-0	.000	2	2	4	4.0	3	5	1	0	0	6	6.0	
Kansas City	11/12/2021		13:00	2-2	1.000	0-0	.000	0-1	.000	0	0	0	2.0	0	1	0	0	1	4	5.0	
N.C. Central	11/16/2021		21:31	2-5	.400	1-1	1.000	7-8	.875	0	3	3	2.3	1	4	2	0	1	12	7.3	
Alabama St.	11/18/2021		15:53	0-3	.000	0-2	.000	0-1	.000	0	0	0	1.8	4	1	1	0	2	0	5.5	
Western Mich.	11/22/2021		18:53	1-4	.250	0-0	.000	0-0	.000	0	2	2	1.8	0	8	2	0	1	2	4.8	
Portland St.	11/26/2021		12:21	0-1	.000	0-0	.000	0-0	.000	0	2	2	1.8	1	0	2	0	0	0	4.0	
at Virginia	11/29/2021		12:48	1-2	.500	0-0	.000	0-0	.000	0	2	2	1.9	0	2	0	0	0	2	3.7	
at Purdue	12/03/2021		19:46	2-6	.333	1-1	1.000	2-2	1.000	2	1	3	2.0	4	1	0	0	0	7	4.1	
Illinois	12/06/2021		24:18	3-6	.500	1-2	.500	4-4	1.000	0	0	0	1.8	4	7	0	0	3	11	4.9	
at Iowa St.	12/09/2021		15:28	0-2	.000	0-0	.000	0-0	.000	0	2	2	1.8	1	4	2	0	1	0	4.4	
vs Utah St.	12/18/2021		19:23	1-4	.250	0-1	.000	2-2	1.000	1	3	4	2.0	0	4	2	0	2	4	4.4	
Southeastern La.	12/21/2021		12:59	2-3	.667	0-1	.000	0-0	.000	1	2	3	2.1	3	1	1	0	0	4	4.3	
Western Ill.	12/29/2021		19:26	1-3	.333	0-0	.000	5-5	1.000	0	3	3	2.2	3	5	2	0	1	7	4.5	
Maryland	01/03/2022		14:35	1-2	.500	0-0	.000	0-1	.000	1	1	2	2.1	0	1	0	0	0	2	4.4	
at Wisconsin	01/06/2022		14:44	1-2	.500	0-0	.000	0-0	.000	0	3	3	2.2	0	2	1	0	0	2	4.2	
Indiana	01/13/2022		18:17	0-4	.000	0-0	.000	4-4	1.000	2	2	4	2.3	1	2	2	0	0	4	4.2	
at Minnesota	01/16/2022		11:38	0-1	.000	0-0	.000	0-0	.000	1	1	2	2.3	2	3	0	0	0	0	3.9	
at Rutgers	01/19/2022		05:37	0-2	.000	0-0	.000	0-0	.000	0	0	0	2.2	1	0	1	0	0	0	3.7	
Penn St.	01/22/2022		06:25	1-1	1.000	0-0	.000	0-0	.000	0	0	0	2.1	0	0	1	0	0	0	3.6	
Purdue	01/27/2022		14:53	1-3	.333	0-0	.000	0-0	.000	2	0	2	2.1	1	1	2	0	1	2	3.6	
Totals			0	311:29	22-60	.367	3-8	.375	24-28	.857	12	29	41	2.1	29	52	22	0	13	71	3.6

CAREER STATISTICS

YEAR	G/GS	FG-A	PCT	3-PT	PCT	FT-A	PCT	REB	AVG	PF-FO	AST	TO	BLK	STL	PTS	AVG
Fresh.	17/0	5-15	.333	0-3	.000	18-20	.900	15	0.9	8-0	20	6	1	1	28	1.6
Soph.	20/0	22-60	.367	3-8	.375	24-28	.857	41	2.1	29-0	52	22	0	13	71	3.6
TOTALS	37/0	27-75	.360	3-11	.273	42-48	.875	56	1.5	37-0	72	28	1	14	99	2.7



GAME-BY-GAME RESULTS

Overall: 14-6 Big Ten: 4-5 Home: 11-2 Away: 2-4 Neutral: 1-0

Date	Opponent	Result	Attend.	Top Scorer	Top Rebounder
Nov. 9	Longwood	W, 106-73	9,259	Keegan Murray, 24	Murray/Murray/C. McCaffery, 7
Nov. 12	Kansas City	W, 89-57	11,133	Keegan Murray, 25	Filip Rebraca, 13
Nov. 16	N.C. Central	W, 86-69	9,132	Keegan Murray, 27	Keegan Murray, 21
Nov. 18	Alabama State	W, 108-82	9,957	Keegan Murray, 26	Rebraca/Kris Murray, 8
Nov. 22	Western Michigan	W, 109-61	10,044	Keegan Murray, 29	Kris Murray, 8
Nov. 26	Portland State	W, 85-51	11,756	Keegan Murray, 23	Rebraca/Keegan Murray, 9
^ Nov. 29	at Virginia	W, 75-74	13,542	Jordan Bohannon, 20	Keegan Murray, 9
* Dec. 3	at #2 Purdue	L, 70-77	14,804	Patrick McCaffery, 15	Rebraca/Ogundele, 5
* Dec. 6	Illinois	L, 83-87	12,072	Keegan Murray, 19	Filip Rebraca, 8
+ Dec. 9	at #17 Iowa State	L, 53-73	14,267	Jordan Bohannon, 17	Keegan Murray, 7
# Dec. 18	vs. Utah State	W, 94-75	3,250	Keegan Murray, 35	Keegan Murray, 7
Dec. 21	Southeastern Louisiana	W, 93-62	10,891	Keegan Murray, 20	Keegan Murray, 10
Dec. 29	Western Illinois	W, 92-71	15,056	Keegan Murray, 29	Keegan Murray, 10
* Jan. 3	Maryland	W, 80-75	10,327	Keegan Murray, 35	Rebraca/Keegan Murray, 8
* Jan. 6	at #23 Wisconsin	L, 78-87	15,212	Keegan Murray, 27	Patrick McCaffery, 7
* Jan. 13	Indiana	W, 83-74	11,246	Kris Murray, 29	Kris Murray, 11
* Jan. 16	at Minnesota	W, 81-71	10,925	Keegan Murray, 25	Filip Rebraca, 12
* Jan. 19	at Rutgers	L, 46-48	8,000	Keegan Murray, 13	Keegan Murray, 13
* Jan. 22	Penn State	W, 68-51	15,056	Keegan Murray, 15	Keegan Murray, 8
* Jan. 27	#6 Purdue	L, 73-83	12,723	Kris Murray, 23	Keegan Murray, 9

- ^ - Big Ten/ACC Challenge
- + - Iowa Corn Cy-Hawk Series
- # - Sioux Falls, South Dakota
- * - Big Ten Conference Game
- % - Big Ten Tournament -- Indianapolis



GAME-BY-GAME STATISTICS

Team	Score	FG-A	PCT	3-PT. FG	PCT	FT-FTA	PCT	REB	PF	AST	TO	BLK	STL
at Iowa	106	36-65	.554	15-33	.455	19-22	.864	43	20	24	8	8	6
Longwood	73	26-74	.351	9-32	.281	12-16	.750	38	22	17	12	0	5
at Iowa	89	34-65	.523	4-16	.250	17-22	.773	39	11	18	8	5	11
Kansas City	57	23-56	.411	7-22	.318	4-6	.667	27	22	12	17	2	4
at Iowa	86	23-61	.377	5-23	.217	35-41	.854	44	14	15	8	4	5
N.C. Central	69	28-59	.475	5-15	.333	8-12	.667	31	30	11	15	3	5
at Iowa	108	38-73	.521	20-44	.455	12-16	.750	44	14	28	10	2	7
Alabama State	82	29-59	.492	11-24	.458	13-19	.684	27	17	17	14	2	8
at Iowa	109	38-72	.528	12-26	.462	21-23	.913	37	9	20	7	6	15
Western Michigan	61	24-63	.381	6-26	.231	7-7	1.000	38	17	14	24	2	6
at Iowa	85	32-66	.485	6-19	.316	15-19	.789	43	12	15	13	4	11
Portland State	51	20-65	.308	4-27	.148	7-9	.778	39	17	10	23	2	8
Iowa	75	30-56	.536	10-21	.476	5-10	.500	30	10	12	4	3	2
at Virginia	74	30-57	.526	9-18	.500	5-9	.556	29	12	16	5	2	0
Iowa	70	25-62	.403	5-21	.238	15-22	.682	30	29	12	9	0	6
at #2 Purdue	77	21-50	.420	8-19	.421	27-37	.730	42	18	14	17	2	5
at Iowa	83	31-69	.449	8-22	.364	13-19	.684	23	21	16	4	5	9
Illinois	87	26-59	.441	11-25	.440	24-28	.857	52	19	16	18	0	4
Iowa	53	17-63	.270	5-27	.185	14-15	.933	32	18	10	12	6	7
at #17 Iowa State	73	27-62	.435	8-25	.320	11-17	.647	50	16	18	16	4	5
Iowa	94	35-64	.547	8-26	.308	16-21	.762	35	21	21	9	4	11
vs. Utah State	75	25-51	.490	8-23	.348	17-24	.708	23	19	18	14	1	4
at Iowa	93	32-68	.471	11-33	.333	18-25	.720	50	15	21	11	3	7
SE Louisiana	62	22-60	.367	8-22	.364	10-17	.588	32	19	15	15	2	4
at Iowa	92	34-63	.540	6-15	.400	18-20	.900	41	12	15	12	8	5
Western Illinois	71	30-72	.417	5-30	.167	6-6	1.000	31	16	4	9	0	6
at Iowa	80	30-61	.492	8-20	.400	12-19	.632	34	15	17	7	4	6
Maryland	75	28-61	.459	9-25	.360	10-17	.588	38	20	11	9	1	6
Iowa	78	30-61	.492	7-20	.350	11-19	.579	26	22	19	8	7	4
at #23 Wisconsin	87	33-66	.500	5-17	.294	16-23	.696	43	20	15	8	1	6
at Iowa	83	28-63	.444	6-18	.333	21-25	.840	35	22	9	12	7	15
Indiana	74	27-53	.509	7-22	.318	13-21	.619	31	21	17	23	5	4
Iowa	81	33-68	.485	5-22	.227	10-16	.625	40	14	18	8	5	10
at Minnesota	71	28-55	.509	6-16	.375	9-14	.643	31	18	12	14	2	5
Iowa	46	17-61	.279	6-27	.222	6-11	.545	38	16	8	10	5	8
at Rutgers	48	18-58	.310	2-13	.154	10-13	.769	49	15	13	15	10	7
at Iowa	68	22-54	.407	10-32	.313	14-18	.778	37	13	15	10	5	9
Penn State	51	17-51	.333	7-25	.280	10-13	.769	34	18	10	17	1	4
at Iowa	73	24-64	.375	8-27	.296	17-18	.944	31	20	10	9	2	8
#6 Purdue	83	30-49	.612	13-22	.591	10-22	.455	36	17	21	15	2	7





SEASON & CAREER BESTS/THE LAST TIME...

Season Bests

Player	Points	3-Pointers	Rebounds	Assists	Blocks	Steals
Austin Ash	8, Portland St	2, Portland St	2, twice	2, twice	---	---
Jordan Bohannon	20, Virginia	6, twice	3, Minnesota	3, five times	---	3, twice
Carter Kingsbury	---	---	---	---	---	---
Luc Laketa	3, twice	1, twice	1, Portland St	1, SE Louisiana	---	1, W. Michigan
Connor McCaffery	5, twice	1, four times	8, SE Louisiana	7, Portland St	---	2, Portland St
Patrick McCaffery	16, SE Louisiana	3, Penn State	7, Wisconsin	4, twice	2, twice	3, Indiana
Riley Mulvey	8, W. Michigan	---	5, Alabama St	1, twice	1, W. Illinois	1, Kansas City
Keegan Murray	35, twice	5, Maryland	21, N.C. Central	4, Alabama St	5, Longwood	3, four times
Kris Murray	29, Indiana	3, three times	11, Indiana	2, six times	3, Indiana	3, Indiana
Josh Ogundele	7, Purdue	---	5, Purdue	---	2, Illinois	2, Portland St
Tony Perkins	16, Illinois	2, twice	5, Longwood	4, Utah State	1, twice	3, twice
Filip Rebraca	13, Maryland	1, Alabama St	13, Kansas City	2, twice	2, four times	3, Minnesota
Payton Sandfort	21, Alabama St	5, twice	5, W. Illinois	2, three times	1, three times	1, three times
Joe Toussaint	11, Alabama St	2, Alabama St	5, twice	11, Alabama St	---	4, twice
Ahron Ulis	12, N.C. Central	1, three times	4, three times	8, W. Michigan	---	3, Illinois

Career Bests

Player	Points	3-Pointers	Rebounds	Assists	Blocks	Steals
Austin Ash	9, Savannah St., '18	3, Savannah St., '18	2, five times	2, three times	---	2, Indiana
Jordan Bohannon	30, UAB, '17	8, twice	7, twice	14, Minnesota, '21	1, Nebraska '17	6, Pitt, '18
Carter Kingsbury	---	---	---	---	---	---
Luc Laketa	3, twice	1, twice	1, Portland St, '21	1, SE Louisiana	---	1, W. Michigan
Connor McCaffery	19, UConn, '18	3, twice	13, Michigan, '20	10, Maryland, '21	1, seven times	3, six times
Patrick McCaffery	19, Nebraska, '21	3, twice	7, Wisconsin, '22	4, twice	2, four times	3, Indiana
Riley Mulvey	8, W. Michigan, '21	---	5, Alabama St, '21	1, twice	1, W. Illinois, '21	1, Kansas City, '21
Keegan Murray	35, twice	5, Maryland, '21	21, N.C. Central, '21	4, Alabama St, '21	5, Longwood, '21	3, five times
Kris Murray	29, Indiana, '22	3, three times	11, Indiana, '22	2, six times	3, Indiana, '22	3, Indiana, '22
Josh Ogundele	7, Purdue, '21	---	5, Purdue, '21	---	2, Illinois '21	2, Portland St, '21
Tony Perkins	16, Illinois, '21	2, twice	7, N. Illinois, '20	4, Utah State, '21	1, three times	3, twice
Filip Rebraca	26, South Dakota, '20	2, eight times	16, Denver, '20	5, twice	8, Milwaukee, '19	4, Oral Roberts, '19
Payton Sandfort	21, Alabama St, '21	5, twice	5, W. Illinois	2, three times	1, three times	1, three times
Joe Toussaint	18, Penn State, '20	2, four times	8, Cal Poly, '19	11, Alabama St, '21	1, W. Illinois, '20	6, Maryland, '21
Ahron Ulis	12, N.C. Central, '21	1, three times	4, three times	8, W. Michigan, '21	1, Oregon	3, Illinois, '21

The Last Time a Player . . .

Had 30 or more points

Iowa -- 35, Keegan Murray vs. Maryland, 1/3/22
Opponent -- 30, Marcus Carr, Minnesota, 12/25/20

Made at least 90% of his FGA (10 att.)

Iowa -- .928 (13-14), Luka Garza vs. Iowa State, 12/11/20
Opponent -- .900 (9-10), Mike Watkins, Penn State, 2/3/18

Made 100% of his FTA (10 att.)

Iowa -- 1.000 (10-10), Jordan Bohannon vs. Nebraska 1/6/19
Opponent -- 1.000 (12-12), Bonzie Colson, Notre Dame, 11/29/16

Had 15 or more rebounds

Iowa -- 21, Keegan Murray vs. N.C. Central, 11/16/21
Opponent -- 18, Kofi Cockburn, Illinois, 12/6/21

Had 10 or more assists

Iowa -- 11, Joe Toussaint vs. Alabama State, 11/18/21
Opponent -- 10, Cam Mack, Nebraska, 1/7/20

Had 5 or more blocks

Iowa -- 5, Keegan Murray vs. Longwood, 11/9/21
Opponent -- 5, Trayce Jackson-Davis, Indiana, 1/13/22

Had 5 or more steals

Iowa -- 6, Joe Toussaint at Maryland, 1/7/21
Opponent -- 5, Chris McNeal, Cincinnati, 12/21/19

The Last Time a Team . . .

Scored 100 or more points

Iowa -- 109 vs. Western Michigan, 11/22/21
Opponent -- 102 by Minnesota, 12/25/20

Scored 40 or fewer points

Iowa -- 40 at Wisconsin, 3/3/10
Opponent -- 39 by UNC Wilmington, 11/8/13

Won an overtime game

Iowa -- 76-70 (OT) at Indiana, 2/22/19
Opponent -- 102-95 (OT) by Minnesota, 12/25/20

Made at least 60% of its FGA (20 att.)

Iowa -- .600 (39-65) vs. Kennesaw State, 12/29/19
Opponent -- .612 (30-49) by Purdue, 1/27/22

Made at least 50% of its 3-pt. FGA (8 att.)

Iowa -- .632 (12-19) at Wisconsin, 2/18/21
Opponent -- .591 (13-22) by Purdue, 1/27/22

Made at least 90% of its FTA (10 att.)

Iowa -- .944 (17-18) vs. Purdue, 1/27/22
Opponent -- .947 (18-19) by San Diego State, 11/29/19





SEASON HIGHS & LOWS/SPECIALITY STATS

CATEGORY		IOWA		OPPONENTS	
<u>Points</u>	High	109	Western Michigan	87	Illinois/Wisconsin
	Low	46	Rutgers	48	Rutgers
<u>FG Made</u>	High	38	Alabama St/WMU	33	Wisconsin
	Low	17	Iowa State/Rutgers	17	Penn State
<u>FG Att.</u>	High	73	Alabama State	74	Longwood
	Low	54	Penn State	50	Purdue
<u>FG%</u>	High	.554	Longwood	.612	Purdue
	Low	.270	N.C. Central	.308	Portland State
<u>3-FG Made</u>	High	20	Alabama State	13	Purdue
	Low	4	Kansas City	2	Rutgers
<u>3-FG Att.</u>	High	44	Alabama State	32	Longwood
	Low	16	Kansas City	13	Rutgers
<u>3-FG%</u>	High	.476	Virginia	.591	Purdue
	Low	.185	N.C. Central	.148	Portland State
<u>FTM</u>	High	35	N.C. Central	27	Purdue
	Low	5	Virginia	4	Kansas City
<u>FTA</u>	High	41	N.C. Central	37	Purdue
	Low	10	Virginia	6	Kansas City
<u>FT% (min. 10)</u>	High	.944	Purdue	.857	Illinois
	Low	.500	Virginia	.455	Purdue
<u>Off. Reb.</u>	High	18	N.C. Central/Alabama St	21	Iowa State
	Low	6	Purdue/Wisconsin	2	Utah State
<u>Def. Reb.</u>	High	37	SE Louisiana	38	Rutgers
	Low	14	Illinois	19	Western Illinois/Indiana
<u>Total Reb.</u>	High	50	SE Louisiana	52	Illinois
	Low	23	Illinois	23	Utah State
<u>Assists</u>	High	28	Alabama State	21	Purdue
	Low	8	Rutgers	4	Western Illinois
<u>Steals</u>	High	15	Western Michigan/Indiana	8	Alabama St/Portland St
	Low	2	Virginia	0	Virginia
<u>Blocks</u>	High	8	Longwood/Western Illinois	10	Rutgers
	Low	0	Purdue	0	Illinois/Western Illinois
<u>Turnovers</u>	High	12	ISU/Western Illinois/Indiana	24	Western Michigan
	Low	4	Virginia/Illinois	5	Virginia
<u>Fouls</u>	High	29	Purdue	30	N.C. Central
	Low	9	Western Michigan	12	Virginia

GAME-BY-GAME SPECIALTY STATS

Date	Opponent	Pts. Off	Pts. in	2nd	Bench
		TO's	Paint	Chance	Points
11/9	Longwood	17	36	17	42
11/12	Kansas City	25	58	11	28
11/16	N.C. Central	16	34	15	27
11/18	Alabama State	18	30	23	51
11/22	Western Michigan	36	50	14	63
11/26	Portland State	23	46	17	36
11/29	Virginia	5	30	13	12
12/3	at #2 Purdue	20	34	4	29
12/6	Illinois	26	42	11	43
12/9	at #17 Iowa State	11	20	10	13
12/18	vs. Utah State	18	48	6	25
12/21	SE Louisiana	19	42	14	34
12/29	Western Illinois	9	54	12	32
1/3	Maryland	14	40	17	10
1/6	at #23 Wisconsin	8	38	14	21
1/13	Indiana	34	42	16	46
1/16	at Minnesota	12	52	17	12
1/19	at Rutgers	6	22	8	0
1/22	Penn State	12	12	12	19
1/27	#6 Purdue	18	26	14	32
AVG.		17.4	37.8	13.3	28.8

IOWA AND OPPONENT INDIVIDUAL HIGH PERFORMANCES

CATEGORY	IOWA	OPPONENTS
<u>Points</u>	35	Keegan Murray (Utah State/Maryland) 29
<u>Field Goals Made</u>	14 (14-21)	Keegan Murray (Maryland) 11 (11-14)
<u>Field Goals Attempted</u>	21 (14-21)	Keegan Murray (Maryland) 18 (10-18)
<u>Field Goal Percentage (min. 5 made)</u>	.800 (8-10)	Keegan Murray (Longwood) .889 (8-9)
<u>3-Point Field Goals Made</u>	6 (6-8/6-9)	Jordan Bohannon (Longwood/Virginia) 5 (5-12/5-9)
<u>3-Point Field Goals Attempted</u>	10 (2-10)	Jordan Bohannon (Rutgers) 12 (5-12)
<u>3-Point Field Goals Pct. (min. 5 made)</u>	.833 (5-6)	Keegan Murray (Maryland) .556 (5-9)
<u>Free Throws Made</u>	9 (9-10/9-9)	Ke. Murray (NCCU)/Kr. Murray (Purdue) 6 (6-6)
<u>Free Throws Attempted</u>	10 (9-10)	Keegan Murray (N.C. Central) 10 (6-10)
<u>Free Throw Pct. (min. 7 made)</u>	1.000 (9-9)	Kris Murray (Purdue) ---
<u>Offensive Rebounds</u>	9	Keegan Murray (N.C. Central) 11
<u>Defensive Rebounds</u>	12	Keegan Murray (N.C. Central) 17
<u>Total Rebounds</u>	21	Keegan Murray (N.C. Central) 18
<u>Assists</u>	11	Joe Toussaint (Alabama State) 7
<u>Steals</u>	4	Joe Toussaint (Longwood) 2
<u>Blocks</u>	5	Keegan Murray (Longwood) 5
<u>Turnovers</u>	3	9 times 6





2021-22 IOWA RECORD WHEN...

When playing at home:	11-2	When leading at the half:	12-1	When wearing White:	9-0
When playing on the road:	2-4	When trailing at the half:	2-5	When wearing Black:	2-4
When playing on a neutral court:	1-0	When tied at the half:	0-0	When wearing Gold:	3-1
				When wearing Gray:	0-1
When Iowa scores 100 points or more:	3-0	Iowa field goal percentage at home:	402-844	.476	
When Iowa scores 90-99 points:	3-0	Iowa field goal percentage on road:	187-435	.430	
When Iowa scores 80-89 points:	6-1	Iowa 3-point percentage at home:	119-329	.362	
When Iowa scores 70-79 points:	1-3	Iowa 3-point percentage on road:	46-154	.299	
When Iowa scores under 70 points:	1-2	Iowa free throw percentage at home:	232-287	.808	
		Iowa free throw percentage on road:	77-114	.675	
When opponent scores 100 points or more:	0-0	On Sunday:	1-0		
When opponent scores 90-99 points:	0-0	On Monday:	3-1		
When opponent scores 80-89 points:	1-3	On Tuesday:	3-0		
When opponent scores 70-79 points:	7-2	On Wednesday:	1-1		
When opponent scores 60-69 points:	3-0	On Thursday:	2-3		
When opponent scores fewer than 60 points:	3-1	On Friday:	2-1		
		On Saturday:	2-0		
When Iowa shoots at least 50% from the field:	7-0	On BTN:	9-2		
When Iowa shoots less than 50% from the field:	7-6	On CBS:	0-0		
When opponent shoots at least 50% from the field:	3-2	On ESPN:	0-0		
When opponent shoots less than 50% from the field:	11-4	On ESPN2:	1-1		
When Iowa has higher FG% than opponent:	11-1	On ESPNU:	0-0		
When opponent has higher FG%:	3-5	On B1G+:	3-0		
When FG% is equal:	0-0	On FS1:	1-3		
		On CBS SN:	0-0		
When Iowa outrebounds opponent:	12-0	On NBC SN:	0-0		
When opponent has more rebounds:	2-6	On FOX:	0-0		
When rebounds are equal:	0-0	On TBS:	0-0		
When Iowa shoots at least 80% from the line:	6-2	Most Points, First Half:	63 vs. Alabama State		
When Iowa shoots less than 80% from the line:	9-4	Fewest Points, First Half:	26 at Purdue/Iowa State		
When opponent shoots at least 80% from the line:	3-1	Most Points Allowed, First Half:	48 vs. Indiana/Purdue		
When opponent shoots less than 80% from the line:	12-5	Fewest Points Allowed, First Half:	20 vs. WMU/Portland St		
When Iowa shoots more free throws than opponent:	12-0	Most Points, Second Half:	60 vs. Western Michigan		
When opponent shoots more free throws:	2-6	Fewest Points, Second Half:	19 at Rutgers		
When free throws attempts are equal:	0-0	Most Points Allowed, Second Half:	48 vs. Illinois		
When Iowa has higher FT% than opponent:	10-2	Fewest Points Allowed, Second Half:	24 at Rutgers		
When opponent has higher FT%:	4-4	Largest Halftime Advantage:	29 vs. Western Michigan		
When FT% is equal:	0-0	Largest Halftime Deficit:	15 vs. Purdue		
When Iowa shoots at least 50% from 3-point range:	0-0				
When Iowa shoots less than 50% from 3-point range:	14-6				
When opponent shoots at least 50% from 3-point range:	1-1				
When opponent shoots less than 50% from 3-point range:	13-5				
When Iowa has a higher 3-point FG% than opponent:	7-2				
When opponent has a higher 3-point FG%:	7-4				
When 3-point FG% is equal:	0-0				
When Iowa has more assists than opponent:	12-1				
When opponent has more assists:	2-4				
When assists are equal:	0-1				
When Iowa has fewer turnovers than opponent:	13-5				
When opponent has fewer turnovers:	1-0				
When turnovers are equal:	0-1				
When Iowa has more steals than opponent:	10-5				
When opponent has more steals:	2-1				
When steals are equal:	2-0				



IOWA SUPERLATIVES UNDER McCAFFERY

TEAM

Most Points Scored

- 116 -- Savannah State (11/13/16)
- 111 -- SIU Edwardsville (11/26/10)
- 110 -- Savannah State (12/22/18)
- 109 -- Western Michigan (11/22/21)**
- 109 -- Md. Eastern Shore (11/14/13)
- 108 -- Alabama State (11/18/21)**
- 106 -- Longwood (11/9/21)**
- 106 -- Northern Illinois (12/13/20)

Fewest Points Allowed

- 36 -- Howard (11/15/12)
- 39 -- UNC Wilmington (11/8/13)
- 39 -- Northern Iowa (12/7/10)
- 40 -- Louisiana Monroe (11/16/10)
- 41 -- Abilene Christian (11/17/13)

Field Goals Made

- 42 -- Savannah State (11/13/16)
- 42 -- Central Arkansas (12/19/11)
- 41 -- Northern Illinois (12/13/20)
- 40 -- Coppin State (11/15/15)
- 39 -- Savannah State (12/22/18)
- 39 -- Kennesaw State (12/29/19)

Field Goals Attempted

- 87 -- Savannah State (11/13/16)
- 79 -- Oregon (3/18/12)
- 78 -- Minnesota (12/25/20)
- 77 -- Nebraska (1/7/20)
- 77 -- Nebraska (1/5/17)
- 76 -- North Carolina (12/8/20)
- 76 -- Central Arkansas (12/19/11)
- 76 -- South Dakota (12/4/12)

Field Goal Percentage (20 Made)

- .680 -- Illinois (1/20/19)
- .643 -- Maryland (2/8/15)
- .630 -- Indiana (1/29/12)
- .627 -- Michigan (2/5/15)
- .623 -- Abilene Christian (11/17/13)
- .617 -- Arkansas-Pine Bluff (12/22/13)

3-Point Field Goals Made

- 20 -- Alabama State (11/18/21) ***
- 19 -- Savannah State (12/22/18)
- 18 -- Savannah State (11/13/16)
- 17 -- North Carolina (12/8/20)
- 16 -- Nebraska (3/4/21)
- 16 -- Maryland (2/25/17)
- 16 -- TCU (3/19/17)

3-Point Field Goals Attempted

- 44 -- Alabama State (11/18/21) ***
- 43 -- Nebraska (3/4/21)
- 43 -- Savannah State (11/13/16)
- 42 -- Savannah State (12/22/18)
- 40 -- North Carolina (12/8/20)
- 36 -- Iowa State (12/7/17)

3-Point FG Percentage (10 Made)

- .714 (15-21) Illinois (1/20/19)
- .632 (12-19) Wisconsin (2/18/21)
- .619 (13-21) Northern Illinois (11/17/11)
- .615 (16-26) Maryland (2/25/17)
- .611 (11-18) Rutgers (1/31/17)

Free Throws Made

- 39 -- Indiana (2/21/17)
- 38 -- Omaha (11/10/13)
- 35 -- NC Central (11/16/21)**
- 34 -- Green Bay (11/11/18)
- 34 -- Illinois (2/28/18)
- 33 -- Illinois (1/11/18)

Free Throws Attempted

- 49 -- Omaha (11/10/13)
- 47 -- Indiana (2/21/17)
- 45 -- Green Bay (11/11/18)
- 43 -- UM Eastern Shore (11/14/13)
- 43 -- Michigan State (1/28/14)
- 41 -- NC Central (11/16/21)**
- 41 -- Illinois (2/28/18)

Free Throw Percentage (10 Made)

- 1.000 (15-15) Illinois (3/8/20)
- 1.000 (15-15) Virginia (3/27/13)
- 1.000 (13-13) Purdue (12/28/16)
- .944 (17-18) Purdue (1/27/22)**
- .933 (14-15) Iowa State (12/9/21)**
- .929 (26-28) North Florida (12/22/14)
- .926 (25-27) Penn State (2/28/15)
- .923 (12-13) Iowa State (12/12/14)

Most Rebounds

- 57 -- Western Illinois (12/3/20)
- 57 -- Md. Eastern Shore (11/14/13)
- 56 -- UNC Wilmington (11/8/13)
- 56 -- Brown (12/3/11)
- 56 -- SC State (12/19/12)
- 55 -- Minnesota (12/25/20)

Most Assists

- 34 -- Northern Illinois (12/29/17)
- 33 -- Savannah State (11/13/16)
- 32 -- Central Arkansas (12/19/11)
- 31 -- Coppin State (11/15/15)
- 30 -- Savannah State (12/22/18)

Most Steals

- 19 -- SIU Edwardsville (11/26/10)
- 16 -- UMBC (12/6/14)
- 15 -- Indiana (1/13/22)**
- 15 -- Western Michigan (11/22/21)**
- 15 -- Rutgers (1/31/17)
- 14 -- Kennesaw State (12/29/19)
- 14 -- Maryland (1/19/17)
- 14 -- Marquette (11/19/15)
- 14 -- Penn (11/22/13)
- 14 -- Idaho St (12/4/10)
- 14 -- Chicago St (11/11/11)

Most Blocked Shots

- 14 -- Drake (12/19/15) *
- 13 -- Illinois (3/5/13)
- 12 -- UNC Wilmington (11/8/13)
- 12 -- Northern Illinois (11/26/14)
- 11 -- Michigan State (12/29/15)
- 10 -- Penn State (2/15/14)
- 10 -- UT-Pan American (11/9/12)

Fewest Turnovers

- 3 -- Temple (3/18/16)
- 3 -- Drake (12/19/15)
- 4 -- Illinois (12/6/21)**
- 4 -- Virginia (11/29/21)**
- 4 -- Michigan (1/17/16)
- 4 -- Northwestern (2/15/15)

* -- denotes school record

INDIVIDUAL

Most Points:

- 44 -- Luka Garza at Michigan (12/6/19)
- 42 -- Peter Jok vs. Memphis (11/26/16)
- 41 -- Luka Garza vs. Southern (11/27/20)
- 38 -- Luka Garza at Indiana (2/13/20)
- 36 -- Luka Garza vs. Oregon (3/22/21)
- 35 -- Keegan Murray vs. Maryland (1/3/22)**
- 35 -- Keegan Murray vs. Utah State (12/18/21)**
- 35 -- Luka Garza vs. Western Illinois (12/3/20)
- 35 -- Peter Jok vs. Indiana (2/21/17)

Field Goals Made

- 17 -- Luka Garza at Michigan (12/6/19)
- 14 -- Keegan Murray vs. Maryland (1/3/22)**
- 14 -- Luka Garza vs. Oregon (3/22/21)
- 14 -- Luka Garza vs. Southern (11/27/20)
- 14 -- Luka Garza at Indiana (2/13/20)
- 13 -- Keegan Murray vs. W. Illinois (12/29/21)**
- 13 -- Keegan Murray vs. Utah State (12/18/21)**
- 13 -- Luka Garza vs. Minnesota (1/10/21)
- 13 -- Luka Garza vs. Iowa State (12/11/20)
- 13 -- Luka Garza vs. Western Illinois (12/3/20)
- 13 -- Luka Garza vs. Penn State (1/4/20)

Field Goals Attempted

- 32 -- Luka Garza at Michigan (12/6/19)
- 28 -- Luka Garza vs. Penn State (2/29/20)
- 27 -- Luka Garza at Minnesota (12/25/20)
- 24 -- Devyn Marble vs. Wisconsin (1/5/14)
- 24 -- Peter Jok vs. Nebraska (1/5/17)

3-Point FG Made

- 8 -- Jordan Bohannon vs. Nebraska (3/4/21)
- 8 -- Peter Jok vs. Memphis (11/26/16)
- 8 -- Jordan Bohannon vs. Maryland (2/25/17)
- 7 -- Jordan Bohannon vs. N. Carolina (12/8/20)
- 7 -- Jordan Bohannon vs. N'western (2/25/18)
- 7 -- Jordan Bohannon vs Notre Dame (11/29/16)
- 7 -- Jordan Bohannon vs TCU (3/19/17)
- 7 -- Devyn Marble vs Oregon (3/18/12)
- 7 -- Matt Gatens vs Wisconsin (2/23/12)
- 7 -- Matt Gatens vs Indiana (2/19/12)

3-Point Field Goals Attempted

- 16 -- Jordan Bohannon vs. N. Carolina (12/8/20)
- 15 -- Jordan Bohannon at Notre Dame (12/3/16)
- 14 -- Jordan Bohannon at Syracuse (12/3/19)
- 14 -- Jordan Bohannon vs. Savannah St. (12/22/18)
- 14 -- Jordan Bohannon vs. N'western (2/25/18)
- 12 -- Payton Sandfort vs. Alabama St (11/18/21)**
- 12 -- Jordan Bohannon vs. Nebraska (3/4/21)
- 12 -- Jordan Bohannon at Illinois (1/11/18)
- 12 -- Jordan Bohannon vs. Omaha (12/3/16)

Free Throws Made

- 22 -- Peter Jok vs. Indiana (2/21/17) *
- 14 -- Roy Devyn Marble vs. UNI (12/15/12)
- 14 -- Aaron White vs. Texas (11/20/14)
- 13 -- Tyler Cook vs. UAB (11/22/17)
- 13 -- Aaron White vs. Wisconsin (1/19/13)

Most Rebounds:

- 21 -- Keegan Murray vs. N.C. Central (11/16/21)**
- 18 -- Luka Garza vs. Wisconsin (1/27/20)
- 18 -- Luka Garza at Nebraska (1/7/20)
- 18 -- Adam Woodbury vs. Wisconsin (2/24/16)
- 17 -- Luka Garza at Minnesota (12/25/20)
- 17 -- Aaron White vs. Iowa State (12/13/13)

Most Assists

- 13 -- Jordan Bohannon vs. TCU (3/19/17)
- 12 -- Mike Gesell vs. Minnesota (2/14/16)
- 12 -- Mike Gesell vs. Coppin State (11/15/15)
- 11 -- Joe Toussaint vs. Alabama St (11/18/21)**
- 11 -- Jordan Bohannon vs. Wisconsin (1/23/18)
- 11 -- Jordan Bohannon vs. South Dakota (3/15/17)
- 11 -- Mike Gesell vs. Michigan (3/5/16)
- 11 -- Devyn Marble vs. Wisconsin (2/22/14)
- 11 -- Bryce Cartwright vs. Dayton (3/13/12)
- 10 -- Connor McCaffery at Maryland (1/7/21)
- 10 -- Jordan Bohannon vs. Minnesota (12/9/19)
- 10 -- Jordan Bohannon vs. Minnesota (1/30/18)
- 10 -- Jordan Bohannon vs. Ohio State (1/4/18)
- 10 -- Jordan Bohannon vs. Indiana (3/9/17)
- 10 -- Mike Gesell vs. Nebraska (1/5/16)
- 10 -- Mike Gesell vs. Tenn. Tech (12/22/15)

Most Steals

- 7 -- Eric May vs. SIUE (11/26/10)
- 6 -- Joe Toussaint at Maryland (1/7/21)
- 6 -- Jordan Bohannon vs. Pitt (11/27/18)
- 6 -- Roy Devyn Marble vs. Penn (11/22/13)
- 6 -- Eric May at Wake Forest (11/30/10)
- 5 -- Joe Toussaint vs. Kennesaw St (12/29/19)
- 5 -- Nicholas Baer vs. Drake (12/16/17)
- 5 -- Isaiah Moss vs. Indiana (3/9/17)
- 5 -- Jarryd Cole at Mich St (3/2/11)
- 5 -- Matt Gatens vs. Idaho St (12/4/10)
- 5 -- Aaron White vs. North Florida (12/22/14)
- 5 -- Mike Gesell at Penn State (2/28/15)

Most Blocks

- 7 -- Melsahn Basabe vs. Iowa St (12/10/10)
- 7 -- Gabriel Olaseni vs. Illinois (3/5/13)
- 6 -- Nicholas Baer at Nebraska (1/5/17)
- 6 -- Jarrod Uthoff vs. Minnesota (2/14/16)
- 6 -- Jarrod Uthoff vs. Michigan State (12/29/15)
- 6 -- Nicholas Baer vs. Drake (12/19/15)
- 6 -- Melsahn Basabe vs. Ohio St (1/4/11)



Game 1 - Iowa 106, Longwood 73

Official Box Score
Longwood vs Iowa
 Game Totals -- Final Statistics
 November 09, 2021 at Carver-Hawkeye Arena - Iowa City



No.	Player	S	Pts	FG	3FG	FT	OR	DR	TR	PF	A	TO	Bk	Stl	Min	±
01	WILKINS, ISAIAH	G	19	7-13	4-6	1-2	2	6	8	2	1	3	0	0	27	-14
03	WADE, DESHAUN	G	5	1-7	1-4	2-2	1	3	4	2	1	1	0	1	25	-22
04	WATSON, ZAC	F	4	1-2	0-0	2-2	0	1	1	4	0	1	0	0	16	-20
11	HILL, JUSTIN	G	10	3-10	1-3	3-3	1	2	3	1	6	1	0	2	27	-30
05	GRANLUND, JESPER	F	0	0-5	0-4	0-0	1	1	2	3	0	2	0	0	16	-22
00	NIKERIJIJEM, LESLIE	F	17	8-9	0-0	1-2	3	1	4	2	0	1	0	0	20	-13
02	LUTERAS, NATE	G	3	1-8	1-5	0-0	0	1	1	0	1	0	0	1	18	-15
05	DARDEN, JAYLANI	G	2	1-2	0-1	0-0	2	0	2	1	0	0	0	0	2	-1
12	PERKINS, JORDAN	G	5	2-8	1-2	0-0	0	2	2	6	1	0	0	0	24	-22
21	HICKS, TREY	F	2	1-2	0-0	0-1	1	0	1	1	0	1	0	0	2	-1
22	LACOUNT, GAKHARI	G	0	0-1	0-1	0-0	0	0	0	0	0	0	0	0	2	-1
23	HOUSTON, D'AVIAN	G	3	1-5	1-4	0-0	1	2	3	4	1	1	0	1	14	-2
24	O'CONNOR, CAMERON	G	0	0-1	0-1	0-0	0	0	0	0	0	0	0	0	2	-1
44	WILLIAMS, C.J.	G	3	0-1	0-1	3-4	2	1	3	0	1	0	0	0	2	-1
TEAM							3	1	4	0	0					
TOTALS			73	26-74	9-32	12-16	17	21	38	22	17	12	0	5	199	

Shooting By Period	FG	FG%	3FG	3FG%	FT	FT%	Deadball Rebounds: 2.0
1st Half	12-35	34%	4-15	27%	1-1	100%	Last FG: 2nd-00:06
2nd Half	14-39	36%	5-17	29%	11-15	73%	Biggest Run: 7-0
Game	26-74	35.1%	9-32	28.1%	12-16	75.0%	Largest lead: By 0 at -

No.	Player	S	Pts	FG	3FG	FT	OR	DR	TR	PF	A	TO	Bk	Stl	Min	±
00	REBRACA, FILIP	F	2	1-3	0-0	0-0	0	5	5	1	1	0	0	0	16	29
02	TOUSSAINT, JOE	G	9	3-3	1-1	2-2	0	0	0	2	4	0	0	4	16	29
03	BOHANNON, JORDAN	G	18	6-8	6-8	0-0	0	0	0	1	1	0	0	1	17	37
15	MURRAY, KEEGAN	F	24	8-10	3-4	5-5	2	5	7	3	1	0	5	0	17	38
22	MCCAFFERY, PATRICK	F	11	3-6	0-3	5-6	0	4	4	0	4	2	0	0	20	29
04	ULIS, AHRON	G	6	3-4	0-0	0-0	2	2	4	3	5	1	0	0	22	1
11	PERKINS, TONY	G	6	1-7	0-2	4-4	1	4	5	3	2	2	1	0	19	8
13	ASH, AUSTIN	G	3	0-3	0-3	3-4	0	0	0	2	2	1	0	0	13	-8
20	SANDFORT, PAYTON	G	3	3-10	2-7	0-0	1	1	2	1	2	0	0	0	16	3
24	MURRAY, KRIS	F	16	7-9	2-4	0-1	2	5	7	2	1	2	1	1	17	0
25	LAKETA, LUC	G	0	0-0	0-0	0-0	0	0	0	0	0	0	0	0	2	1
30	MCCAFFERY, CONNOR	G	3	1-1	1-1	0-0	1	6	7	0	0	0	0	0	14	3
44	MULVEY, RILEY	C	0	0-1	0-0	0-0	0	1	1	2	1	0	0	0	10	-5
TEAM							0	1	0	0						
TOTALS			106	36-65	15-33	19-22	10	33	43	20	24	8	8	6	199	

Shooting By Period	FG	FG%	3FG	3FG%	FT	FT%	Deadball Rebounds: 1.0
1st Half	19-33	58%	8-16	50%	10-11	91%	Last FG: 2nd-01:30
2nd Half	17-32	53%	7-17	41%	9-11	82%	Biggest Run: 14-0
Game	36-65	55.4%	15-33	45.5%	19-22	86.4%	Largest lead: By 39 at 2nd-16:04

Game Notes:	Score	1st	2nd	TOT	Points	LWD	U-I
Officials: Paul Szecel, Tim Stewart, Kevin Raher	LWD	29	44	73	In the Paint	26	36
Attendance: 929	U-I	56	50	106	Off Turns	14	17
Start Time: 10:00 PM ET					2nd Chance	18	17
End Time: 12:01 AM ET					Fast Break	2	22
Game Duration: 1:55					Bench	35	42
					Per Poss	0.961	1.493
						32/76	45/71

Game 3 - Iowa 86, N.C. Central 69

Official Box Score
N.C. Central vs Iowa
 Game Totals -- Final Statistics
 November 16, 2021 at Carver-Hawkeye Arena - Iowa City



No.	Player	S	Pts	FG	3FG	FT	OR	DR	TR	PF	A	TO	Bk	Stl	Min	±
00	CALDWELL, ALEX	G	3	1-3	1-2	0-0	0	1	1	4	0	2	0	0	9	-10
02	MONROE, KRIS	F	10	4-9	1-2	1-2	3	1	4	3	0	4	1	0	35	-11
11	MULTSBY, MAROUE	G	12	5-11	2-3	0-0	0	8	8	4	3	0	1	31	-2	
23	BUTLER, CAMERON	C	4	2-2	0-0	0-1	0	1	1	5	0	1	0	0	14	-12
44	MILLER, RANDY	G	5	1-14	1-4	0-0	0	3	3	3	1	2	1	1	32	-19
01	HARRIS, JADARIUS	G	0	0-1	0-1	0-0	0	0	0	2	0	0	0	0	4	4
03	PRICE, ASANTI	F	2	1-3	0-1	0-0	1	0	1	2	0	0	0	0	10	-15
04	KING, DONTAVIUS	F	4	2-3	0-0	0-0	0	2	2	5	1	0	1	1	17	4
05	WRIGHT, JUSTIN	G	2	0-0	0-0	2-2	0	0	0	0	0	0	0	0	2	1
21	BOONE, ERIC	G	9	2-9	0-2	5-6	1	4	5	0	5	1	0	1	32	-10
24	FENNEL, NICOLAS	G	8	4-4	0-0	0-1	2	3	5	2	1	5	0	1	15	-15
TEAM							1	0	1	0						
TOTALS			69	28-59	5-15	8-12	8	23	31	30	11	3	5	200		

Shooting By Period	FG	FG%	3FG	3FG%	FT	FT%	Deadball Rebounds: 1.0
1st Half	18-31	58%	3-7	43%	5-7	71%	Last FG: 2nd-05:15
2nd Half	10-28	36%	2-8	25%	3-5	60%	Biggest Run: 7-0
Game	28-59	47.5%	5-15	33.3%	8-12	66.7%	Largest lead: By 2 at 1st-19:39

No.	Player	S	Pts	FG	3FG	FT	OR	DR	TR	PF	A	TO	Bk	Stl	Min	±
00	REBRACA, FILIP	F	8	2-2	0-0	4-7	4	2	6	4	0	1	0	0	24	12
02	TOUSSAINT, JOE	G	2	1-5	0-1	0-0	1	1	2	1	2	0	0	0	18	-8
03	BOHANNON, JORDAN	G	7	1-10	1-9	4-4	0	2	2	0	1	0	0	0	25	-1
15	MURRAY, KEEGAN	F	27	9-19	4-4	9-10	9	12	21	2	2	2	4	0	37	17
22	MCCAFFERY, PATRICK	F	15	4-11	1-4	6-6	1	0	1	0	1	2	0	0	23	5
04	ULIS, AHRON	G	12	2-5	1-1	7-8	0	3	3	1	4	2	0	1	22	25
11	PERKINS, TONY	G	13	4-7	2-3	3-4	1	1	2	1	1	0	0	3	20	27
13	ASH, AUSTIN	G	0	0-0	0-0	0-0	0	0	0	0	0	0	0	0	1	-1
20	SANDFORT, PAYTON	G	0	0-1	0-1	0-0	0	1	1	0	0	0	0	0	9	-3
23	OGUNDELE, JOSH	C	0	0-0	0-0	0-0	0	1	1	2	0	0	0	0	1	0
30	MCCAFFERY, CONNOR	G	2	0-1	0-1	2-2	0	1	1	3	3	1	0	1	21	12
TEAM							2	2	4	0						
TOTALS			86	23-61	5-23	35-41	18	26	44	14	15	8	4	5	200	

Shooting By Period	FG	FG%	3FG	3FG%	FT	FT%	Deadball Rebounds: 3.0
1st Half	14-34	41%	4-15	27%	17-18	94%	Last FG: 2nd-02:36
2nd Half	9-27	33%	1-8	13%	18-23	78%	Biggest Run: 15-0
Game	23-61	37.7%	5-23	21.7%	35-41	85.4%	Largest lead: By 19 at 2nd-01:44

Game Notes:	Score	1st	2nd	TOT	Points	NCC	U-I
Officials: Bill Elk, Steve Munkins, Brian McNutt	NCC	44	25	69	In the Paint	44	34
Attendance: 9132	U-I	49	37	86	Off Turns	6	16
Start Time: 09:05 PM ET					2nd Chance	10	15
End Time: 11:03 PM ET					Fast Break	10	12
Game Duration: 1:58					Bench	25	27
					Per Poss	1.000	1.265
						32/69	39/68

Game 2 - Iowa 89, Kansas City 57

Official Box Score
Kansas City vs Iowa
 Game Totals -- Final Statistics
 November 12, 2021 at Carver-Hawkeye Arena - Iowa City



No.	Player	S	Pts	FG	3FG	FT	OR	DR	TR	PF	A	TO	Bk	Stl	Min	±
01	GILYARD, II, EVAN	G	6	3-12	0-4	0-0	0</									

Game 5 - Iowa 109, Western Michigan 61

Official Box Score
Western Mich. vs Iowa
Game Totals -- Final Statistics
November 22, 2021 at Carver-Hawkeye Arena - Iowa City



Western Mich. 61

No.	Player	S	Pts	FG	3FG	FT	OR	DR	TR	PF	A	TO	Bk	Stl	Min	+/-
00	HASTINGS, MARKEESE	F	0	0-5	0-1	0-0	2	4	6	2	2	1	0	0	15	-15
02	MARTIN, ADRIAN	G	0	0-3	0-2	0-0	0	1	1	1	1	0	0	0	15	-14
11	NORMAN JR., LAMAR	G	19	7-16	5-12	0-0	0	1	1	1	2	6	0	0	31	-45
22	WRIGHT, TITUS	C	7	3-5	0-1	1-1	1	6	7	1	0	1	1	1	27	-37
32	SMITH, MACK	G	12	4-5	0-0	4-4	1	5	6	2	5	4	1	0	24	-32
01	MC MILLAN, MILEEK	F	3	1-3	1-2	0-0	0	1	1	4	0	1	0	1	14	-11
12	FREEMAN, JOSIAH	G	4	2-5	0-3	0-0	0	1	1	0	0	2	0	1	20	-32
14	KIMBLE, CAMERON	G	2	1-4	0-2	0-0	0	0	0	2	1	2	0	2	11	-4
20	LOBSINGER, OWEN	F	2	1-4	0-1	0-0	2	3	5	3	1	2	0	0	16	-25
21	ETCHISON, GUS	G	4	2-10	0-2	0-0	0	3	3	0	2	1	0	1	18	-27
34	KOLP, DANNY	F	8	3-3	0-0	2-2	2	0	2	1	0	0	0	0	9	-8
	TEAM						5	0	5	0	4					
TOTALS			61	24-63	6-26	7-7	13	25	38	17	14	24	2	6	199	

Shooting By Period

Period	FG	FG%	3FG	3FG%	FT	FT%
1st Half	8-27	30%	2-14	14%	2-2	100%
2nd Half	16-36	44%	4-12	33%	5-5	100%
Game	24-63	38.1%	6-26	23.1%	7-7	100.0%

Deadball Rebounds: 0.0
Last FG: 2nd-00:18
Biggest Run: 6-0
Largest lead: By 2 at 1st-19:16
Technical Fouls: None.

Iowa 109

No.	Player	S	Pts	FG	3FG	FT	OR	DR	TR	PF	A	TO	Bk	Stl	Min	+/-
00	REBRACA, FILIP	F	6	2-5	0-1	2-2	2	3	5	1	0	1	0	1	18	19
02	TOUSSAINT, JOE	G	6	3-6	0-0	0-0	0	1	1	2	4	1	0	3	17	18
03	BOHANNON, JORDAN	G	5	2-7	1-5	0-0	0	0	0	1	3	1	0	3	19	20
15	MURRAY, KEEGAN	F	29	10-14	2-4	7-9	3	3	6	0	0	0	3	2	21	21
30	MCCAFFERY, CONNOR	G	0	0-3	0-3	0-0	0	2	2	1	2	0	0	0	22	32
04	ULIS, AHRON	G	2	1-4	0-0	0-0	0	2	2	0	8	2	0	1	19	33
11	PERKINS, TONY	G	15	5-6	1-1	4-4	0	0	0	2	1	0	0	2	17	31
13	ASH, AUSTIN	G	4	2-5	0-1	0-0	0	1	0	1	0	2	1	0	8	6
20	SANDFORT, PAYTON	G	19	6-10	5-7	2-2	1	2	3	0	0	0	1	1	16	28
24	MURRAY, KRIS	F	12	3-6	2-3	4-4	1	7	8	1	0	0	1	2	23	30
25	LAKETA, LUC	G	3	1-1	1-1	0-0	0	0	0	0	0	0	1	6	1	
44	MULVEY, RILEY	C	8	3-5	0-0	2-2	2	2	4	1	0	1	0	0	13	11
	TEAM						1	4	5	0						
TOTALS			109	38-72	12-26	21-23	11	26	37	9	20	7	6	15	199	

Shooting By Period

Period	FG	FG%	3FG	3FG%	FT	FT%
1st Half	16-31	52%	7-12	58%	10-11	91%
2nd Half	22-41	54%	5-14	36%	11-12	92%
Game	38-72	52.8%	12-26	46.2%	21-23	91.3%

Deadball Rebounds: 0.0
Last FG: 2nd-01:20
Biggest Run: 13-0
Largest lead: By 54 at 2nd-02:10
Technical Fouls: None.

Game Notes: Officials: Rob Riley, Brooks Wells, Ed Phillips
Attendance: 10044

Score	1st	2nd	TOT	Points	WJU	UJ
WJU	20	41	61	In the Paint	30	50
U-I	49	60	109	Off Turns	6	36
				2nd Chance	10	14
				Fast Break	12	31
				Bench	23	63
				Per Poss	0.772	1.434

WJU led for 0:56. U-I led for 37:17.
Game was tied for 1:31.
Times tied: 1 Lead Changes: 1

Start Time: 08:33 PM ET
End Time: 10:17 PM ET
Game Duration: 1:44

Game 6 - Iowa 85, Portland State 51

Official Box Score
Portland St. vs Iowa
Game Totals -- Final Statistics
November 26, 2021 at Carver-Hawkeye Arena - Iowa City



Portland St. 51

No.	Player	S	Pts	FG	3FG	FT	OR	DR	TR	PF	A	TO	Bk	Stl	Min	+/-
01	JEAN-MARIE, JAMES	F	7	3-10	0-0	1-2	11	4	15	3	1	5	1	0	33	-27
05	CARTER III, MICHAEL	G	8	3-7	2-5	0-0	1	1	2	1	4	3	1	1	30	-20
22	RUFFIN, MARLON	G	18	7-14	1-6	3-4	0	4	4	2	1	2	0	2	31	-25
23	THOMAS, KHALID	F	11	5-13	0-5	1-1	1	8	9	3	1	2	0	1	27	-16
55	STARKS, MIKAL	G	0	0-5	0-3	0-0	0	1	1	2	0	4	0	2	22	-21
02	BURKE, IAN	G	2	1-2	0-0	0-0	1	0	1	0	0	0	0	0	11	-12
03	BUKLEY, EZEKIEL	G	3	1-5	0-3	0-0	0	3	3	0	2	5	0	0	17	-12
04	DAWSON, PARIS	G	2	0-3	0-2	2-2	0	1	1	1	0	0	0	0	9	-10
10	CURTISS, HAYDEN	F	0	0-0	0-0	0-0	0	1	1	0	0	0	0	0	3	-7
12	WOOD, TREVY	F	0	0-3	0-2	0-0	1	0	1	0	1	0	0	0	2	-5
15	NELSON, GIO	G	0	0-1	0-1	0-0	0	0	0	2	0	0	0	0	2	-5
32	EYMAN, JACOB	C	0	0-1	0-0	0-0	0	0	0	3	0	1	0	2	14	-10
	TEAM						1	0	1	0						
TOTALS			51	20-65	4-27	7-9	16	23	39	17	10	23	2	8	199	

Shooting By Period

Period	FG	FG%	3FG	3FG%	FT	FT%
1st Half	8-28	29%	2-13	15%	2-2	100%
2nd Half	12-37	32%	2-14	14%	5-7	71%
Game	20-65	30.8%	4-27	14.8%	7-9	77.8%

Deadball Rebounds: 1.0
Last FG: 2nd-02:22
Biggest Run: 7-0
Largest lead: By 0 at 2nd-00:00
Technical Fouls: #22 RUFFIN (Admin Technical) @ 2nd-06:01.

Iowa 85

No.	Player	S	Pts	FG	3FG	FT	OR	DR	TR	PF	A	TO	Bk	Stl	Min	+/-
00	REBRACA, FILIP	F	5	2-5	0-0	1-2	2	7	9	1	0	3	2	1	17	11
02	TOUSSAINT, JOE	G	2	1-4	0-0	0-0	0	0	0	2	3	3	0	1	13	8
03	BOHANNON, JORDAN	G	5	1-4	0-3	3-3	0	0	0	0	1	0	0	1	25	18
15	MURRAY, KEEGAN	F	23	10-16	1-5	2-2	3	6	9	1	0	0	1	2	27	17
22	MCCAFFERY, PATRICK	F	14	5-10	1-3	3-3	0	2	2	0	1	1	0	1	20	16
04	ULIS, AHRON	G	0	0-1	0-0	0-0	0	2	2	1	0	2	0	0	12	15
11	PERKINS, TONY	G	10	4-6	0-0	2-2	1	1	2	0	2	0	0	0	13	12
13	ASH, AUSTIN	G	8	3-3	2-2	0-0	1	1	2	0	0	0	0	0	5	6
20	SANDFORT, PAYTON	G	4	1-5	0-4	2-2	1	1	2	1	2	1	0	0	20	18
23	OGUNDELE, JOSH	C	1	0-1	0-0	1-3	1	1	2	0	0	0	0	2	4	4
24	MURRAY, KRIS	F	13	5-9	2-2	1-2	3	6	9	1	2	1	0	1	20	18
25	LAKETA, LUC	G	0	0-1	0-0	0-0	1	0	1	0	0	0	0	0	2	5
30	MCCAFFERY, CONNOR	G	0	0-1	0-0	0-0	0	3	3	2	7	0	0	2	19	17
44	MULVEY, RILEY	C	0	0-0	0-0	0-0	0	0	0	0	0	0	0	0	2	5
	TEAM						0	3	3	0						
TOTALS			85	32-66	6-19	15-19	13	30	43	12	15	13	4	11	199	

Shooting By Period

Period	FG	FG%	3FG	3FG%	FT	FT%
1st Half	12-33	36%	2-9	22%	5-6	83%
2nd Half	20-33	61%	4-10	40%	10-13	77%
Game	32-66	48.5%	6-19	31.6%	15-19	78.9%

Deadball Rebounds: 2.0
Last FG: 2nd-01:26
Biggest Run: 10-0
Largest lead: By 34 at 2nd-00:34
Technical Fouls: #0 TEAM (Admin Technical) @ 1st-12:06.

Game Notes: Officials: Donnie Eppley, John Floyd, King Whitstone
Attendance: 11756

Score	1st	2nd	TOT	Points	PSU	U-I
PSU	20	31	51	In the Paint	22	46
U-I	31	54	85	Off Turns	17	23
				2nd Chance	9	17
				Fast Break	6	20
				Bench	7	36
				Per Poss	0.689	1.197

PSU led for 0:06. U-I led for 39:02.
Game was tied for 0:41.
Times tied: 0 Lead Changes: 0

Start Time: 07:01 PM ET
End Time: 08:46 PM ET
Game Duration: 1:45

Game 7 - Iowa 75, Virginia 74

Official Box Score
Iowa vs Virginia
Game Totals -- Final Statistics
November 29, 2021 at John Paul Jones Arena - Charlottesville



Iowa 75

No.	Player	S	Pts	FG	3FG	FT	OR	DR	TR	PF	A	TO	Bk	Stl	Min	+/-
00	REBRACA, FILIP	F	8	4-4	0-0	0-3	2	1	3	2	0	0	0	0	28	7
02	TOUSSAINT, JOE	G	10	4-7	0-1	2-2	0	3	3	2	0	0	0	0	26	4
03	BOHANNON, JORDAN	G	20	7-12	6-9	0-0	0	1	1	3	2	0	0	0	31	-1
15	MURRAY, KEEGAN	F	18	7-13	1-4	3-5	2	7	9	1	3	2	1	0	36	-7
22	MCCAFFERY, PATRICK	F	7	3-6	1-1	0-0	1	2	3	0	3	0	1	1	24	-1
04	ULIS, AHRON	G	2	1-2	0-0	0-0	0	2	2	0	2	0	0	0	13	7
11	PERKINS, TONY	G	4	2-3	0-0	0-0	0	1	1	1	0	1	0	1	9	2
20	SANDFORT, PAYTON	G	0	0-1	0-1	0-0	0	0	0	0	0	0	1	0	3	7
24	MURRAY, KRIS	F	6	2-7	2-4	0-0	1	1	2	1	0	1	0	0	17	0
30	MCCAFFERY, CONNOR	G	0	0-1	0-1	0-0	1	2	3	0	2	0	0	0	13	-5
	TEAM						2	1	3	0						
TOTALS			75	30-56	10-21	5-10	9	21	30	10	12	4	3	2	200	

Shooting By Period

Period	FG	FG%	3FG	3FG%	FT	FT%
1st Half	17-30	57%	5-11	45%	5-6	83%

Game 9 - Illinois 87, Iowa 83

Official Box Score
Illinois vs Iowa
Game Totals -- Final Statistics
December 06, 2021 at Carver-Hawkeye Arena - Iowa City, IA



No.	Player	S	Pts	FG	3FG	FT	OR	DR	TR	PF	A	TO	Bk	Stl	Min	+/-
01	FRAZIER, TRENT	G	18	5-9	3-5	5-6	2	6	8	0	2	5	0	0	37	11
11	PLUMMER, ALFONSO	G	21	6-11	4-8	5-5	0	2	2	4	1	2	0	0	33	-9
20	WILLIAMS, DAMONTE	G	3	1-2	0-0	1-1	2	2	4	3	6	2	0	1	30	-7
21	COCKBURN, KOFI	G	17	6-12	0-0	5-6	5	13	18	3	0	1	0	0	30	-6
33	HAWKINS, COLEMAN	F	7	2-8	0-2	3-4	2	5	7	5	5	3	0	1	24	0
03	GRANDISON, JACOB	F	21	6-14	4-9	5-6	2	1	3	1	2	0	0	0	30	7
04	PAYNE, OMAR	F	0	0-0	0-0	0-0	0	0	0	2	0	1	0	0	1	0
10	GOODE, LUKE	G	0	0-1	0-1	0-0	0	2	2	0	0	0	0	0	6	-5
13	BOSMANS-VERDONK, BENJAMIN	F	0	0-2	0-0	0-0	3	0	3	1	0	0	0	0	9	3
TEAM							3	2	5	0	4					
TOTALS			87	26-59	11-25	24-28	19	33	52	19	16	18	0	4	200	

Shooting By Period	FG	FG%	3FG	3FG%	FT	FT%	Deadball Rebounds: 4.0
1st Half	14-33	42%	8-18	44%	3-4	75%	Last FG: 2nd-01:20
2nd Half	12-26	46%	3-7	43%	21-24	88%	Biggest Run: 10-0
Game	26-59	44.1%	11-25	44.0%	24-28	85.7%	Largest lead: By 15 at 2nd-08:57

No.	Player	S	Pts	FG	3FG	FT	OR	DR	TR	PF	A	TO	Bk	Stl	Min	+/-
00	REBRACA, FILIP	F	3	1-4	0-1	1-2	2	6	8	4	2	1	0	0	21	-1
02	TOUSSAINT, JOE	G	2	1-7	0-2	0-0	2	0	2	1	3	1	0	1	16	-11
03	BOHANNON, JORDAN	G	4	2-5	0-1	0-0	0	0	0	2	1	1	0	0	17	-15
15	MURRAY, KEEGAN	F	19	7-15	1-4	4-7	1	1	2	1	0	1	2	3	30	-11
22	MCCAFFERY, PATRICK	F	12	5-11	2-2	0-1	1	1	2	1	0	0	0	0	24	-10
04	ULIS, AHRON	G	11	3-6	1-2	4-4	0	0	0	4	7	0	0	3	24	9
11	PERKINS, TONY	G	16	6-8	2-3	2-3	0	0	0	3	0	0	0	1	24	11
20	SANDFORT, PAYTON	G	5	2-3	1-2	0-0	1	0	1	0	0	0	1	0	10	7
23	OGUNDELE, JOSH	C	0	0-0	0-0	0-0	0	0	0	0	0	0	0	2	-8	
24	MURRAY, KRIS	F	8	3-8	0-3	2-2	2	3	5	2	2	0	0	0	17	5
30	MCCAFFERY, CONNOR	G	3	1-2	1-2	0-0	0	0	0	3	1	0	0	1	15	4
TEAM							0	3	3	0	0					
TOTALS			83	31-69	8-22	13-19	9	14	23	21	16	4	5	9	200	

Shooting By Period	FG	FG%	3FG	3FG%	FT	FT%	Deadball Rebounds: 2.0
1st Half	15-32	47%	4-12	33%	2-3	67%	Last FG: 2nd-00:01
2nd Half	16-37	43%	4-10	40%	11-16	69%	Biggest Run: 14-0
Game	31-69	44.9%	8-22	36.4%	13-19	68.4%	Largest lead: By 9 at 1st-05:58

Game Notes:	Score	1st	2nd	TOT	Points	ILL	UI
Officials: B.J. Carstensen, Lewis Garrison, Eric Curry	ILL	39	48	87	In the Paint	26	42
Start Time: 07:01 PM ET	UI	36	47	83	Off Turns	8	26
Conference Game:					2nd Chance	24	11
					Fast Break	2	17
					Bench	21	43
					Per Poss	1.243	1.203
						3/70	3/69

Game 11 - Iowa 94, Utah State 75

Official Box Score
Utah State vs Iowa
Game Totals -- Final Statistics
December 19, 2021 at Sanford Pentagon



No.	Player	S	Pts	FG	3FG	FT	OR	DR	TR	PF	A	TO	Bk	Stl	Min	+/-
04	HORWATH, BRANDON	F	18	6-11	3-5	3-8	0	6	6	1	2	3	0	0	30	-16
05	EYTLER-ROCK, RJ	G	4	0-4	0-3	4-4	0	1	1	2	2	2	0	0	25	-20
15	JONES, RYLAN	G	5	2-6	0-0	1-2	0	1	1	4	5	2	0	1	23	-9
22	MILLER, BROCK	G	8	3-5	1-3	1-2	0	3	3	2	1	3	0	0	29	-21
34	BEAN, JUSTIN	F	17	7-9	1-2	2-2	0	2	2	4	4	2	0	2	29	-18
03	ASHWORTH, STEVEN	G	6	2-7	2-6	0-0	0	1	1	3	4	2	0	0	26	-15
11	SHULGA, MAX	G	7	1-2	1-2	4-4	0	2	2	1	0	0	0	1	13	5
12	ZAPALA, SZYMON	C	2	1-1	0-0	0-2	1	2	3	0	0	0	1	0	2	4
21	THELLESEN, NORBERT	F	0	0-1	0-1	0-0	0	0	0	0	0	0	0	0	5	7
24	HAMODA, ZEE	F	4	2-3	0-1	0-0	0	2	3	0	0	0	0	0	8	1
32	DORIUS, TREVIN	C	4	1-2	0-0	2-2	1	3	4	2	0	0	0	0	10	-13
TEAM							0	0	0	0	0					
TOTALS			75	25-51	8-23	17-24	2	21	23	19	18	14	1	4	200	

Shooting By Period	FG	FG%	3FG	3FG%	FT	FT%	Deadball Rebounds: 4.0
1st Half	16-30	53%	6-13	46%	5-6	83%	Last FG: 2nd-01:24
2nd Half	9-21	43%	2-10	20%	12-18	67%	Largest lead: By 4 at
Game	25-51	49.0%	8-23	34.8%	17-24	70.8%	Technical Fouls: #0 TEAM @ 2nd - 10:22

No.	Player	S	Pts	FG	3FG	FT	OR	DR	TR	PF	A	TO	Bk	Stl	Min	+/-
00	REBRACA, FILIP	F	7	3-5	0-0	1-2	1	3	4	3	0	1	1	0	21	-2
02	TOUSSAINT, JOE	G	4	2-2	0-0	0-0	1	0	1	2	2	3	0	0	19	1
03	BOHANNON, JORDAN	G	11	4-7	2-5	1-1	0	1	1	3	2	1	0	1	22	18
15	MURRAY, KEEGAN	F	35	13-17	2-5	7-8	3	4	7	1	1	1	1	2	29	22
22	MCCAFFERY, PATRICK	F	12	5-9	1-3	1-2	0	6	6	1	3	1	0	2	22	20
04	ULIS, AHRON	G	4	1-4	0-1	2-2	1	3	4	0	4	2	0	2	19	22
11	PERKINS, TONY	G	2	0-5	0-4	2-2	0	3	3	2	4	0	1	2	18	1
13	ASH, AUSTIN	G	0	0-2	0-2	0-0	0	0	0	0	0	0	0	0	3	-4
20	SANDFORT, PAYTON	G	0	0-3	0-1	0-0	1	2	3	4	1	0	0	0	8	-9
23	OGUNDELE, JOSH	C	2	1-1	0-0	0-0	0	0	0	0	0	0	0	0	2	-4
24	MURRAY, KRIS	F	17	6-8	3-4	2-4	2	2	4	3	2	0	1	2	19	20
30	MCCAFFERY, CONNOR	G	0	0-1	0-1	0-0	0	1	1	2	0	0	0	0	16	14
44	MULVEY, RILEY	C	0	0-0	0-0	0-0	0	0	0	0	0	0	0	0	2	-4
TEAM							1	0	1	0						
TOTALS			94	35-64	8-26	16-21	10	25	35	21	9	4	11	200		

Shooting By Period	FG	FG%	3FG	3FG%	FT	FT%	Deadball Rebounds: 2.0
1st Half	20-29	69%	3-8	38%	8-10	80%	Last FG: 2nd-00:57
2nd Half	15-35	43%	5-18	28%	8-11	73%	Largest lead: By 29 at
Game	35-64	54.7%	8-26	30.8%	16-21	76.2%	Technical Fouls: #0 TEAM @ 1st - 17:32

Game Notes:	Score	1st	2nd	TOT	Points	USU	UI
Officials: Kelly Pfeifer, Rob Kueneman, Larry Scortitto	USU	43	32	75	In the Paint	28	48
Start Time: 02:30 AM	UI	51	43	94	Off Turns	3	18
Neutral Court:					2nd Chance	6	0
					Fast Break	2	20
					Bench	23	25
					Per Poss	1.027	1.324
						34/73	43/71

Game 10 - #17 Iowa State 73, Iowa 53

Official Box Score
Iowa vs #17 Iowa State
Game Totals -- Final Statistics
December 09, 2021 at James H. Hilton Coliseum - Ames, Iowa

No.	Player	S	Pts	FG	3FG	FT	OR	DR	TR	PF	A	TO	Bk	Stl	Min	+/-
00	REBRACA, FILIP	F	7	2-3	0-0	3-4	1	3	4	3	1	2	0	0	21	-13
02	TOUSSAINT, JOE	G	0	0-1	0-0	0-0	0	1	1	1	0	1	0	0	12	-8
03	BOHANNON, JORDAN	G	17	4-12	3-8	6-6	1	1	2	2	0	2	0	0	31	-10
15	MURRAY, KEEGAN	F	9	4-17	1-6	0-0	6	1	7	3	1	1	2	3	37	-15
22	MCCAFFERY, PATRICK	F	7	2-9	1-5	2-2	0	4	4	1	1	1	0	1	26	-7
04	ULIS, AHRON	G	0	0-2	0-0	0-0	0	2	2	1	4	2	0	1	15	0
11	PERKINS, TONY	G	9	3-10												

Game 13 - Iowa 92, Western Illinois 71

Official Box Score
Western Ill. vs Iowa
Game Totals -- Final Statistics
December 29, 2021 at Carver-Hawkeye Arena - Iowa City



Western Ill. 71. Player stats table with columns: No., Player, S, Pts, FG, 3FG, FT, OR, DR, TR, PF, A, TO, Blk, Stl, Min, +/-.

Shooting By Period table with columns: Period, FG, FG%, 3FG, 3FG%, FT, FT%, and Deadball Rebounds.

Iowa 92. Player stats table with columns: No., Player, S, Pts, FG, 3FG, FT, OR, DR, TR, PF, A, TO, Blk, Stl, Min, +/-.

Shooting By Period table with columns: Period, FG, FG%, 3FG, 3FG%, FT, FT%, and Deadball Rebounds.

Game Notes, Officials, Start Time, End Time, Attendance, Score, 1st, 2nd, TOT, Points, WIU, UI, In the Paint, Off Turns, 2nd Chance, Fast Break, Bench, Per Poss.

Game 14 - Iowa 80, Maryland 75

Official Box Score
Maryland vs Iowa
Game Totals -- Final Statistics
January 03, 2022 at Carver-Hawkeye Arena - Iowa City



Maryland 75. Player stats table with columns: No., Player, S, Pts, FG, 3FG, FT, OR, DR, TR, PF, A, TO, Blk, Stl, Min, +/-.

Shooting By Period table with columns: Period, FG, FG%, 3FG, 3FG%, FT, FT%, and Deadball Rebounds.

Iowa 80. Player stats table with columns: No., Player, S, Pts, FG, 3FG, FT, OR, DR, TR, PF, A, TO, Blk, Stl, Min, +/-.

Shooting By Period table with columns: Period, FG, FG%, 3FG, 3FG%, FT, FT%, and Deadball Rebounds.

Game Notes, Officials, Start Time, End Time, Attendance, Score, 1st, 2nd, TOT, Points, UMD, UI, In the Paint, Off Turns, 2nd Chance, Fast Break, Bench, Per Poss.

Game 15 - #23 Wisconsin 87, Iowa 78

Official Box Score
Iowa vs Wisconsin
Game Totals -- Final Statistics
January 06, 2022 at Kohl Center (Al Nicholas Court) - Madison



Iowa 78. Player stats table with columns: No., Player, S, Pts, FG, 3FG, FT, OR, DR, TR, PF, A, TO, Blk, Stl, Min, +/-.

Shooting By Period table with columns: Period, FG, FG%, 3FG, 3FG%, FT, FT%, and Deadball Rebounds.

Wisconsin 87. Player stats table with columns: No., Player, S, Pts, FG, 3FG, FT, OR, DR, TR, PF, A, TO, Blk, Stl, Min, +/-.

Shooting By Period table with columns: Period, FG, FG%, 3FG, 3FG%, FT, FT%, and Deadball Rebounds.

Game Notes, Officials, Start Time, End Time, Attendance, Score, 1st, 2nd, TOT, Points, IOW, WIS, In the Paint, Off Turns, 2nd Chance, Fast Break, Bench, Per Poss.

Game 16 - Iowa 83, Indiana 74

Official Box Score
Indiana vs Iowa
Game Totals -- Final Statistics
January 13, 2022 at Carver-Hawkeye Arena - Iowa City



Indiana 74. Player stats table with columns: No., Player, S, Pts, FG, 3FG, FT, OR, DR, TR, PF, A, TO, Blk, Stl, Min, +/-.

Shooting By Period table with columns: Period, FG, FG%, 3FG, 3FG%, FT, FT%, and Deadball Rebounds.

Iowa 83. Player stats table with columns: No., Player, S, Pts, FG, 3FG, FT, OR, DR, TR, PF, A, TO, Blk, Stl, Min, +/-.

Shooting By Period table with columns: Period, FG, FG%, 3FG, 3FG%, FT, FT%, and Deadball Rebounds.

Game Notes, Officials, Start Time, End Time, Attendance, Score, 1st, 2nd, TOT, Points, IND, IOW, UI, In the Paint, Off Turns, 2nd Chance, Fast Break, Bench, Per Poss.

Game 17 - Iowa 81, Minnesota 71

Official Box Score
Iowa vs Minnesota
Game Totals -- Final Statistics
January 16, 2022 at Williams Arena - Minneapolis



No.	Player	S	Pts	FG	3FG	FT	OR	DR	TR	PF	A	TO	Bk	Stl	Min	+/-
00	REBRACA, FILIP	F	12	6-11	0-1	0-0	6	6	12	2	1	2	3	32	8	
02	TOUSSAINT, JOE	G	8	4-8	0-2	0-1	0	2	2	1	7	3	0	1	26	6
03	BOHANNON, JORDAN	G	12	3-11	2-8	4-4	1	2	3	2	2	1	0	3	30	9
15	MURRAY, KEEGAN	F	25	11-17	1-3	2-3	4	6	10	2	0	0	2	2	36	6
22	MCCAFFERY, PATRICK	F	12	4-11	2-5	2-4	0	3	3	0	1	0	1	0	31	11
04	ULIS, AHRON	G	0	0-1	0-0	0-0	1	1	2	2	3	0	0	0	12	1
11	PERKINS, TONY	G	5	2-3	0-0	1-1	0	2	2	1	1	0	0	0	12	7
20	MURRAY, PAYTON	G	2	1-2	0-1	0-0	0	1	1	2	2	0	0	0	9	-1
24	MURRAY, KRIS	F	5	2-4	0-2	1-3	1	1	2	2	1	1	0	1	11	3
	TEAM						2	1	3	0	0	0				
TOTALS			81	33-68	5-22	10-16	15	25	40	14	18	8	5	10	200	

Shooting By Period

Period	FG	FG%	3FG	3FG%	FT	FT%
1st Half	20-42	48%	3-9	33%	1-1	100%
2nd Half	13-26	50%	3-13	23%	9-15	60%
Game	33-68	48.5%	6-22	27.7%	10-16	62.5%

Deadball Rebounds: 2.0
Last FG: 2nd-00:59
Biggest Run: 8-0
Largest lead: By 23 at 2nd-11:54
Technical Fouls: None.

Minnesota 71

No.	Player	S	Pts	FG	3FG	FT	OR	DR	TR	PF	A	TO	Bk	Stl	Min	+/-
00	WILLIS, PAYTON	G	11	4-8	0-3	3-5	0	6	6	3	4	3	0	2	37	-8
10	BATTLE, JAMISON	F	20	7-14	4-7	2-4	0	8	8	2	2	2	0	0	39	-9
12	LOEWE, LUKE	G	4	2-8	0-1	0-0	0	0	0	5	0	2	0	0	31	-9
15	DANIELS, CHARLIE	F	4	2-4	0-0	0-0	1	4	5	3	3	2	1	28	-19	
20	STEPHENS, E.J.	G	22	9-15	2-5	2-2	0	2	2	1	1	2	0	1	40	-10
02	THIAM, ABDOULAYE	G	2	1-2	0-0	0-0	0	0	0	1	1	0	0	0	4	-6
25	RAMBERG, WILL	G	0	0-1	0-0	0-0	1	1	2	1	1	1	0	0	11	-3
42	THOMPSON, TREYTON	C	8	3-3	0-0	2-3	2	0	2	2	0	0	0	0	11	11
	TEAM						3	3	6	0	1					
TOTALS			71	28-55	6-16	9-14	7	24	31	18	12	14	2	5	200	

Shooting By Period

Period	FG	FG%	3FG	3FG%	FT	FT%
1st Half	12-27	44%	1-7	14%	2-5	40%
2nd Half	16-28	57%	5-9	56%	7-9	78%
Game	28-55	50.9%	6-16	37.5%	9-14	64.3%

Deadball Rebounds: 0.0
Last FG: 2nd-01:30
Biggest Run: 9-0
Largest lead: By 5 at 1st-17:23
Technical Fouls: None.

Game Notes: Officials: Larry Scrotto, Brian Dorsey, Brandon Cruz
Attendance: 10925

Score	1st	2nd	TOT
IWA	43	38	81
UMN	27	44	71

Start Time: 02:08 PM ET
End Time: 04:31 PM ET
Game Duration: 2:23
Conference Game:

IWA led for 34:46. UMN led for 4:23.
Game was tied for 0:48.
Times tied: 1
Lead Changes: 1

Points	IWA	UMN
In the Paint	52	32
Off Turns	12	11
2nd Chance	17	3
Fast Break	12	2
Bench	12	10
Per Poss	1209	1044
	39/67	33/68

Game 18 - Rutgers 48, Iowa 46

Official Box Score
Iowa vs Rutgers
Game Totals -- Final Statistics
January 19, 2022 at Jersey Mike's Arena - Piscataway



No.	Player	S	Pts	FG	3FG	FT	OR	DR	TR	PF	A	TO	Bk	Stl	Min	+/-
00	REBRACA, FILIP	F	8	4-10	0-0	0-1	4	6	10	3	0	1	0	2	34	-2
02	TOUSSAINT, JOE	G	8	2-3	1-1	3-4	1	4	5	1	5	3	0	3	34	4
03	BOHANNON, JORDAN	G	6	2-11	2-10	0-0	0	1	1	2	0	1	0	0	28	5
15	MURRAY, KEEGAN	F	13	5-14	2-6	1-2	3	10	13	4	1	2	2	1	35	-4
22	MCCAFFERY, PATRICK	F	11	4-12	1-5	2-4	1	2	3	0	2	0	1	1	31	5
04	ULIS, AHRON	G	0	0-2	0-0	0-0	0	0	0	1	0	1	0	0	6	-6
11	PERKINS, TONY	G	0	0-2	0-1	0-0	0	0	0	1	0	1	0	1	10	-7
13	ASH, AUSTIN	G	0	0-0	0-0	0-0	0	0	0	0	0	0	0	0	0	0
20	SANFORD, PAYTON	F	0	0-1	0-0	0-0	0	0	0	0	0	0	0	0	3	0
24	MURRAY, KRIS	G	0	0-5	0-3	0-0	0	0	0	2	0	0	2	0	11	2
30	MCCAFFERY, CONNOR	G	0	0-1	0-1	0-0	0	3	3	2	0	1	0	0	9	-7
	TEAM						0	2	3	0	0	0				
TOTALS			46	17-61	6-27	6-11	9	29	38	16	8	10	5	8	200	

Shooting By Period

Period	FG	FG%	3FG	3FG%	FT	FT%
1st Half	10-34	29%	4-14	29%	3-5	60%
2nd Half	7-27	26%	2-13	15%	3-6	50%
Game	17-61	27.9%	6-27	22.2%	6-11	54.5%

Deadball Rebounds: 2.0
Last FG: 2nd-00:27
Biggest Run: 8-0
Largest lead: By 8 at 2nd-18:43
Technical Fouls: None.

Rutgers 48

No.	Player	S	Pts	FG	3FG	FT	OR	DR	TR	PF	A	TO	Bk	Stl	Min	+/-
00	BAKER, GEO	G	8	3-10	0-3	2-2	0	4	4	1	3	2	3	1	34	1
04	MULCAHY, PAUL	G	5	2-9	1-3	0-0	2	4	6	2	7	3	0	0	39	2
11	OMORUYI, CLIFFORD	C	7	3-9	0-0	1-3	4	10	14	3	2	3	2	26	5	
22	MCCONNELL, CALEB	G	4	2-5	0-2	0-0	0	7	7	3	1	2	2	1	33	2
06	HARPER JR., RON	G	15	5-10	1-2	4-4	0	5	7	2	0	2	1	1	37	-1
01	PALMQUIST, OSKAR	F	0	0-1	0-0	0-0	1	0	1	0	0	0	0	0	2	-4
02	MILLER, JALEN	G	0	0-0	0-0	0-0	0	2	2	1	0	1	0	0	2	2
03	MAG, MAWOT	F	0	0-3	0-1	0-0	0	0	0	0	0	1	0	0	5	-6
05	HYATT, AUNDRE	F	1	0-7	0-2	1-2	3	2	5	0	0	0	0	0	12	8
21	REIBER, DEAN	F	4	2-3	0-0	0-0	0	1	1	2	2	1	1	1	7	0
35	AGEE, RALPH	F	4	1-1	0-0	2-2	0	0	1	1	2	1	0	0	3	1
	TEAM						1	3	4	0	1					
TOTALS			48	18-58	2-13	10-13	11	38	49	15	13	15	10	7	200	

Shooting By Period

Period	FG	FG%	3FG	3FG%	FT	FT%
1st Half	10-30	33%	2-7	29%	2-2	100%
2nd Half	8-28	29%	0-6	00%	8-11	73%
Game	18-58	31.0%	2-13	15.4%	10-13	76.9%

Deadball Rebounds: 3.0
Last FG: 2nd-02:30
Biggest Run: 6-0
Largest lead: By 3 at 2nd-02:00
Technical Fouls: None.

Game Notes: Officials: Courtney Green, Donnie Eppley, Brooks Wells

Score	1st	2nd	TOT
UIO	27	19	46
RUT	24	24	48

Start Time: 08:30 PM ET
Conference Game:

UIO led for 19:59. RUT led for 8:03.
Game was tied for 0:16.
Times tied: 8
Lead Changes: 10

Points	UIO	RUT
In the Paint	22	28
Off Turns	6	8
2nd Chance	8	4
Fast Break	6	6
Bench	0	9
Per Poss	1719	1727
	2064	2366

Game 19 - Iowa 68, Penn State 51

Official Box Score
Penn St. vs Iowa
Game Totals -- Final Statistics
January 22, 2022 at Carver-Hawkeye Arena - Iowa City



No.	Player	S	Pts	FG	3FG	FT	OR	DR	TR	PF	A	TO	Bk	Stl	Min	+/-
01	LUNDY, SETH	F	8	3-11	2-7	0-0	0	5	5	2	0	1	0	0	29	-21
03	SESSOMS, SAM	G	6	2-6	1-3	1-2	0	1	1	2	4	2	0	0	29	20
05	LEE, GREG	F	6	1-5	0-0	4-4	2	6	8	4	1	4	0	1	25	-4
21	HARRAR, JOHN	F	0	0-4	0-0	0-0	3	2	5	2	1	0	0	0	23	-7
22	PICKETT, JALEN	G	14	5-12	1-6	3-4	0	3	3	0	3	4	0	2	37	-9
02	DREAD, MYLES	G	9	3-6	3-6	0-0	1	1	2	1	0	0	0	1	23	-9
11	CORNWALL, JAHEAM	G	5	2-5	0-2	1-1	0	0	0	0	0	0	0	0	11	6
13	SCOTT, JEVONNIE	F	3	1-2	0-1	1-2	1	2	3	3	1	2	0	0	13	-6
14	WHITE, JALANNI	F	0	0-0	0-0	0-0	0	1	1	3	0	1	0	0	10	-4
23	JOHNSON, DALLION	G	0	0-0	0-0	0-0	0	0	0	1	0	0	0	0	0	0
	TEAM						4	2	6	0	0	3				



2021-22 Iowa Men's Basketball Combined Team Statistics In Conference games

Game Records

Record	Overall	Home	Away	Neutral
ALL GAMES	4-5	3-2	1-3	0-0
CONFERENCE	4-5	3-2	1-3	0-0
NON-CONFERENCE	0-0	0-0	0-0	0-0

Score by Periods

Team	1st	2nd	OT	TOT
Iowa	304	358	0	662
Opponents	335	318	0	653

Team Box Score

No.	Player	Total			3-Point		F-Throw		Rebounds				Other Stats									
		GP-GS	MIN	AVG	FG-FGA	FG%	3FG-3FGA	3FG%	FT-FTA	FT%	OFF	DEF	TOT	AVG	PF	DQ	A	TO	BLK	STL	PTS	AVG
15	MURRAY, Keegan	8-8	265:18	33.2	60-115	.522	15-38	.395	25-38	.658	20	44	64	8.0	16	0	5	10	18	11	160	20.0
24	MURRAY, Kris	9-1	168:56	18.8	36-77	.468	11-35	.314	20-26	.769	14	21	35	3.9	23	1	10	7	9	9	103	11.4
22	MCCAFFERY, Patrick	9-9	239:22	26.6	33-87	.379	10-31	.323	16-26	.615	9	23	32	3.6	9	0	14	1	4	7	92	10.2
3	BOHANNON, Jordan	9-9	244:24	27.2	20-68	.294	14-51	.275	20-25	.800	1	10	11	1.2	15	0	10	8	0	6	74	8.2
2	TOUSSAINT, Joe	9-9	203:46	22.6	22-50	.440	4-12	.333	9-12	.750	5	14	19	2.1	15	0	40	18	0	19	57	6.3
0	REBRACA, Filip	9-9	199:07	22.1	26-47	.553	0-3	.000	3-8	.375	16	34	50	5.6	26	1	5	4	5	5	55	6.1
11	PERKINS, Tony	9-0	134:33	14.9	21-51	.412	3-13	.231	10-11	.909	6	8	14	1.6	19	0	7	8	0	6	55	6.1
4	ULIS, Ahron	9-0	130:13	14.5	9-27	.333	2-3	.667	10-11	.909	8	8	16	1.8	13	0	17	7	0	4	30	3.3
23	OGUNDELE, Josh	5-0	34:30	6.9	5-9	.556	0-0	.000	2-4	.500	2	5	7	1.4	9	0	0	1	3	0	12	2.4
20	SANDFORT, Payton	8-0	45:02	5.6	4-13	.308	2-7	.286	1-2	.500	3	1	4	0.5	4	0	6	3	1	1	11	1.4
30	MCCAFFERY, Connor	8-0	123:50	15.5	2-17	.118	2-16	.125	3-4	.750	2	10	12	1.5	17	1	10	3	0	7	9	1.1
13	ASH, Austin	2-0	01:04	0.5	1-1	1.000	0-0	.000	0-0	.000	0	0	0	0.0	0	0	0	0	0	0	2	1.0
44	MULVEY, Riley	3-0	09:56	3.3	1-1	1.000	0-0	.000	0-0	.000	0	2	2	0.7	5	0	0	2	0	0	2	0.7
Team											11	17	28					5				
Total		9	1800		240-563	.426	63-209	.301	119-167	.713	97	197	294	32.7	171	3	124	77	40	75	662	73.6
Opponents		9	1800		228-502	.454	68-184	.370	129-188	.686	105	251	356	39.6	166	3	129	136	24	48	653	72.6

Team Statistics

	IOWA	OPP
Scoring	662	653
Points per game	73.6	72.6
Scoring margin	+1.0	-
Field goals-att	240-563	228-502
Field goal pct	.426	.454
3 point fg-att	63-209	68-184
3-point FG pct	.301	.370
3-pt FG made per game	7.0	7.6
Free throws-att	119-167	129-188
Free throw pct	.713	.686
F-Throws made per game	13.2	14.3
Rebounds	294	356
Rebounds per game	32.7	39.6
Rebounding margin	-6.9	-
Assists	124	129
Assists per game	13.8	14.3
Turnovers	77	136
Turnovers per game	8.6	15.1
Turnover margin	+6.6	-
Assist/turnover ratio	1.6	0.9
Steals	75	48
Steals per game	8.3	5.3
Blocks	40	24
Blocks per game	4.4	2.7
Winning streak	0	-
Home win streak	0	-
Attendance	61424	48941
Home games-Avg/Game	5-12285	4-12235
Neutral site-Avg/Game	-	0-0

Team Results

Date	Opponent		Score	Att.
12/03/2021	at Purdue	L	70-77	14804
12/06/2021	Illinois	L	83-87	12072
01/03/2022	Maryland	W	80-75	10327
01/06/2022	at Wisconsin	L	78-87	15212
01/13/2022	Indiana	W	83-74	11246
01/16/2022	at Minnesota	W	81-71	10925
01/19/2022	at Rutgers	L	46-48	8000
01/22/2022	Penn St.	W	68-51	15056
01/27/2022	Purdue	L	73-83	12723



2021-22 Iowa Men's Basketball Combined Team Statistics All games

Game Records

Record	Overall	Home	Away	Neutral
ALL GAMES	14-6	11-2	2-4	1-0
CONFERENCE	4-5	3-2	1-3	0-0
NON-CONFERENCE	10-1	8-0	1-1	1-0

Score by Periods

Team	1st	2nd	OT	TOT
Iowa	807	845	0	1652
Opponents	681	720	0	1401

Team Box Score


No.	Player	Total			3-Point			F-Throw		Rebounds				Other				PTS	AVG				
		GP-GS	MIN	AVG	FG-FGA	FG%	3FG-3FGA	3FG%	FT-FTA	FT%	OFF	DEF	TOT	AVG	PF	DQ	A			TO	BLK	STL	
15	MURRAY, Keegan	19-19	574:43	30.2	161-285	.565	30-87	.345	73-94	.777	55	105	160	8.4	33	0	22	22	40	27	425	22.4	
22	MCCAFFERY, Patrick	18-18	447:19	24.9	69-166	.416	18-57	.316	39-51	.765	12	48	60	3.3	11	0	32	10	8	14	195	10.8	
24	MURRAY, Kris	19-1	334:18	17.6	73-149	.490	25-62	.403	30-44	.682	38	48	86	4.5	41	1	20	13	20	17	201	10.6	
3	BOHANNON, Jordan	20-20	506:31	25.3	60-161	.373	45-125	.360	43-49	.878	2	21	23	1.2	30	0	27	13	0	13	208	10.4	
11	PERKINS, Tony	20-0	327:37	16.4	48-116	.414	8-31	.258	32-35	.914	13	24	37	1.9	37	0	22	17	2	19	136	6.8	
0	REBRACA, Filip	20-20	420:47	21.0	52-91	.571	1-5	.200	17-34	.500	34	86	120	6.0	45	1	11	16	13	7	122	6.1	
2	TOUSSAINT, Joe	20-20	399:41	20.0	43-90	.478	7-18	.389	19-23	.826	11	29	40	2.0	31	0	78	33	0	34	112	5.6	
20	SANDFORT, Payton	19-0	189:39	10.0	31-82	.378	19-55	.345	11-12	.917	12	12	24	1.3	15	0	15	7	3	4	92	4.8	
4	ULIS, Ahron	20-0	311:29	15.6	22-60	.367	3-8	.375	24-28	.857	12	29	41	2.1	29	0	52	22	0	13	71	3.6	
13	ASH, Austin	11-0	51:41	4.7	11-26	.423	3-16	.188	6-8	.750	3	2	5	0.5	4	0	6	4	0	0	31	2.8	
23	OGUNDELE, Josh	12-0	58:16	4.9	7-13	.538	0-0	.000	3-7	.429	4	11	15	1.3	12	0	0	4	5	2	17	1.4	
44	MULVEY, Riley	11-0	58:44	5.3	5-8	.625	0-0	.000	4-4	1.000	4	11	15	1.4	10	0	2	4	2	0	14	1.3	
30	MCCAFFERY, Connor	19-2	296:58	15.6	5-28	.179	4-25	.160	8-12	.667	10	36	46	2.4	28	1	35	7	0	11	22	1.2	
25	LAKETA, Luc	7-0	22:18	3.2	2-4	.500	2-3	.667	0-0	.000	1	0	1	0.1	0	0	1	1	0	1	6	0.9	
Team												24	35	59				6					
Total		20	4000		589-1279	.461	165-492	.335	309-401	.771	235	497	732	36.6	326	3	323	179	93	162	1652	82.6	
Opponents		20	4000		512-1180	.434	148-448	.330	229-330	.694	218	503	721	36.1	373	6	281	300	44	103	1401	70.1	

Team Statistics

	IOWA	OPP
Scoring	1652	1401
Points per game	82.6	70.1
Scoring margin	+12.6	-
Field goals-att	589-1279	512-1180
Field goal pct	.461	.434
3 point fg-att	165-492	148-448
3-point FG pct	.335	.330
3-pt FG made per game	8.3	7.4
Free throws-att	309-401	229-330
Free throw pct	.771	.694
F-Throws made per game	15.5	11.5
Rebounds	732	721
Rebounds per game	36.6	36.1
Rebounding margin	+0.6	-
Assists	323	281
Assists per game	16.2	14.1
Turnovers	179	300
Turnovers per game	9.0	15.0
Turnover margin	+6.1	-
Assist/turnover ratio	1.8	0.9
Steals	162	103
Steals per game	8.1	5.2
Blocks	93	44
Blocks per game	4.7	2.2
Winning streak	0	-
Home win streak	0	-
Attendance	148652	76750
Home games-Avg/Game	13-11435	6-12792
Neutral site-Avg/Game	-	1-3250

Team Results

Date	Opponent		Score	Att.
11/09/2021	Longwood	W	106-73	9259
11/12/2021	Kansas City	W	89-57	11133
11/16/2021	N.C. Central	W	86-69	9132
11/18/2021	Alabama St.	W	108-82	9957
11/22/2021	Western Mich.	W	109-61	10044
11/26/2021	Portland St.	W	85-51	11756
11/29/2021	at Virginia	W	75-74	13542
12/03/2021	at Purdue	L	70-77	14804
12/06/2021	Illinois	L	83-87	12072
12/09/2021	at Iowa St.	L	53-73	14267
12/18/2021	vs Utah St.	W	94-75	3250
12/21/2021	Southeastern La.	W	93-62	10891
12/29/2021	Western Ill.	W	92-71	15056
01/03/2022	Maryland	W	80-75	10327
01/06/2022	at Wisconsin	L	78-87	15212
01/13/2022	Indiana	W	83-74	11246
01/16/2022	at Minnesota	W	81-71	10925
01/19/2022	at Rutgers	L	46-48	8000
01/22/2022	Penn St.	W	68-51	15056
01/27/2022	Purdue	L	73-83	12723



0

Filip Rebraca • F

	MIN	PTS	REB	BLK	AST	FG%	FT%
SEASON	21.0	6.1	6.0	0.7	0.6	.571	.500
BIG TEN	22.1	6.1	5.6	0.5	0.6	.533	.375
CAREER	27.3	11.7	7.2	0.8	1.0	.543	.615

6-9 • 230 • Sr. • Somber, Serbia

- 6.0 rebounding average ranks second on team
- Averaging 7.5 pts and 7.3 rbs over last four games
- Transfer from University of North Dakota
- Reached double figures 27 times last season
- Named 2021 All-Summit League Honorable Mention



2

Joe Toussaint • G

	MIN	PTS	REB	AST	STL	FG%	FT%
SEASON	20.0	5.6	2.0	3.9	1.7	.478	.826
BIG TEN	22.6	6.3	2.1	4.4	2.1	.440	.750
CAREER	15.9	5.2	1.7	3.0	1.1	.417	.750

6-0 • 190 • Jr. • Bronx, N.Y.

- Averaging 9.3 points over last four games; 10 points including game-winner with 8 seconds remaining at Virginia
- Leads Iowa in assists (3.9) and steals (1.7) per game; scoring up from 3.7 ppg last season
- Scored in double figures 12 times as a Hawkeye



3

Jordan Bohannon • G

	MIN	PTS	REB	AST	STL	FG%	FT%
SEASON	25.3	10.4	1.3	1.4	0.7	.373	.874
BIG TEN	27.2	8.2	1.2	1.1	0.7	.294	.800
CAREER	29.4	11.3	2.3	4.1	0.7	.388	.886

6-1 • 175 • Sixth Year Sr. • Marion, Iowa

- Has played an NCAA record 163 career games
- Ranks 16th in NCAA history with 409 career 3-pt FGs
- Broke Jon Diebler's all-time B1G 3-point record on Nov. 18
- School record holder in career 3-pointers made (409), games played (163), assists (666), and FT% (.886, 333-376)




4

Ahron Ulis • G

	MIN	PTS	REB	AST	STL	FG%	FT%
SEASON	15.6	3.6	2.1	2.6	0.7	.367	.857
BIG TEN	14.5	3.3	1.8	1.9	0.4	.333	.909
CAREER	11.7	2.7	1.5	1.9	0.4	.360	.875

6-3 • 195 • So. • Chicago Heights, Ill.

- 11 points and personal-best 7 assists vs. Illinois; 7 points, 3 rebounds, and 1 assist at Purdue
- Leads team in assist-to-turnover ratio (2.4) and is second in assists per game (2.6) behind Toussaint
- Missed just 6 free throw attempts this year (42-48, .875)




11

Tony Perkins • G

	MIN	PTS	REB	AST	STL	FG%	FT%
SEASON	16.4	7.1	1.9	1.1	1.0	.414	.914
BIG TEN	14.9	6.1	1.6	0.8	0.7	.412	.909
CAREER	10.8	4.0	1.5	0.9	0.6	.423	.780

6-4 • 205 • So. • Indianapolis, Ind.

- Scored double-figures 5x this season; 14 points at Purdue (12/3/21) and 16 points vs. Illinois (12/6/21)
- 32-of-35 (.914) from the free throw line this season
- Averaging 7.1 ppg, up 5.5 points from 1.6 ppg as a freshman
- Saw action in 24 games as a freshman last season



15

Keegan Murray • F

	MIN	PTS	REB	AST	BLK	FG%	FT%
SEASON	30.2	22.4	8.4	1.2	2.1	.565	.777
BIG TEN	33.2	20.0	8.0	0.6	2.3	.522	.568
CAREER	22.6	13.0	6.4	0.8	1.6	.543	.769

6-8 • 225 • So. • Cedar Rapids, Iowa

- 3x Big Ten Player of the Week (Nov. 22; Dec. 20; Jan. 3)
- 4th in NCAA in scoring (22.4); Wooden Award and Lute Olson Award Midseason List; *Sporting News* Midseason All-American
- Leads Iowa in scoring (22.4), rebounding (8.4), and blocks (2.1); scored 20 points 12X and recorded 5 double-doubles




20

Payton Sandfort • G

	MIN	PTS	REB	AST	STL	FG%	FT%
SEASON	10.0	4.8	1.3	0.8	0.2	.378	.917
BIG TEN	5.6	1.4	0.5	0.8	0.1	.308	.500
CAREER	10.0	4.8	1.3	0.8	0.2	.378	.917

6-7 • 215 • Fr. • Waukee, Iowa

- Scored double figures four times this season
- 21 points and five 3-pointers vs. Alabama State (Nov. 18)
- 19 points and five 3-pointers vs. Western Michigan (Nov. 22)
- Fourth on the team in 3-pointers made (19) on 55 attempts (.345); shooting 11-of-12 (.917) on free throws




22

Patrick McCaffery • F

	MIN	PTS	REB	AST	STL	FG%	FT%
SEASON	24.9	10.8	3.3	1.8	0.8	.416	.765
BIG TEN	26.6	10.2	3.6	1.6	0.8	.379	.615
CAREER	18.2	7.1	2.9	1.2	0.5	.422	.739

6-9 • 200 • RS So. • Iowa City, Iowa

- 11 pts, 3 blks, and 2 stls vs. Penn State on 1/22/22; last-second block sealed the Iowa victory at Virginia
- Scored double figures 14 times this season
- 11 pts, 4 rbs, 1 ast last time out vs Purdue
- 10.8 ppg ranks second on team behind Keegan Murray



23

Josh Ogundele • C

	MIN	PTS	REB	AST	BLK	FG%	FT%
SEASON	4.9	1.4	1.3	0.0	0.5	.538	.429
BIG TEN	6.9	2.4	1.4	0.0	0.6	.556	.500
CAREER	3.7	1.2	1.2	0.0	0.3	.526	.364

6-11 • 265 • So. • Worcester, Mass.

- Personal-best 7 points and 5 rebounds at Purdue
- Has seen action in 12 games this season
- Second London native to be recruited by Fran McCaffery (Gabe Olaseni, 2012-15); moved to U.S. at 16 years old
- Played a season-high 16 minutes at Purdue




24

Kris Murray • F

	MIN	PTS	REB	BLK	AST	FG%	FT%
SEASON	17.6	10.6	4.5	1.0	1.1	.490	.683
BIG TEN	18.8	11.4	3.9	1.0	1.1	.468	.769
CAREER	11.7	6.5	2.9	0.7	0.7	.469	.696

6-8 • 225 • So. • Cedar Rapids, Iowa

- Game-best 23 points Thursday night versus #6 Purdue
- Dominant 29 pts, 11 rbs, 3 stls, and 3 blks vs. Indiana
- .403 (25-of-62) 3-pt FG%; has scored in double figures 9x
- Named after dad's former teammate Chris Street, who died in an auto accident midway through his junior season (1993)




30

Connor McCaffery • G/F

	MIN	PTS	REB	AST	STL	FG%	FT%
SEASON	15.6	1.2	2.4	1.8	0.6	.179	.667
BIG TEN	15.5	1.1	1.5	1.3	0.9	.118	.750
CAREER	22.0	4.0	2.7	3.2	0.8	.333	.733

6-5 • 220 • RS Sr. • Iowa City, Iowa

- DNP at Minnesota (back), returned to action at Rutgers
- 5.0 assist-to-turnover ratio (35 assists; 7 turns) this year; fourth in the nation in assist-to-turnover ratio (3.73) in 2021
- Two sport athlete (baseball and basketball)
- 112 assists in 2021; 11th most by a JR in program history



44

Riley Mulvey • C

	MIN	PTS	REB	AST	BLK	FG%	FT%
SEASON	5.3	1.3	1.4	0.2	0.2	.625	1.000
BIG TEN	3.3	0.7	0.7	0.0	0.0	1.000	---
CAREER	5.3	1.3	1.4	0.2	0.2	.625	1.000

6-11 • 245 • Fr. • Rotterdam, New York

- Netted a personal-best 8 points vs. Western Michigan
- 2 points and one rebound in 5 minutes of action at Wisconsin
- Second-ranked 2022 junior in Connecticut before reclassifying and ranked as the No. 5 player in 2021