

N NEBRASKA BASKETBALL

2019-20 GAME NOTES

The Nebraska men's basketball team looks to keep its season alive Wednesday evening, as the Huskers take on the Indiana Hoosiers in the first round of the Big Ten Tournament.

Tipoff at Bankers Life Fieldhouse is set for 25 minutes following the conclusion of the Big Ten Tournament opener between Minnesota and Northwestern which begins at 5 p.m. (central). The first-round game between the Huskers and Hoosiers will be carried nationally on BTN with Brandon Gaudin and Stephen Bardo on the call. The game can also be streamed via the web, smartphones, tablets and connected devices through the Fox Sports app.

Fans can follow all of the action across the state of Nebraska on the Learfield IMG College Husker Sports Network with Kent Pavelka and Jake Muhleisen on the call. The game will also be available on Huskers.com, the Huskers app and Tuneln radio. The pregame show begins one hour prior to tipoff.

Nebraska (7-24, 2-18 Big Ten) were short-handed in a 107-75 loss at Minnesota on Sunday. Down to just seven active players, the Huskers were unable to slow Minnesota down, as the Gophers shot 62 percent in the first half and 57 percent on the day. Haanif Cheatham led four Huskers in double figures with 17 points, while Jervy Green added 15 markers in a losing cause, as all seven Huskers who dressed played at least 20 minutes.

Cheatham, the lone active senior on the Husker roster, is wrapping up his college career with some of his best basketball. Over the last eight contests, he is averaging 16.1 points, 4.3 rebounds, 2.1 assists and 2.0 steals per game dating back to Feb. 11. He has a pair of 20-point games in that stretch and has reached double figures seven times in that span.

Indiana (19-12, 9-11 Big Ten) fell into Wednesday's game after losing to Wisconsin, 60-56, on Saturday. The Hoosiers led 51-44 with 6:52 remaining before Wisconsin ran off 12 straight points to take the lead for good. Devonte Graham led the Hoosiers with 16 points, but was the only Indiana player in double figures, as the Hoosiers shot just 35 percent from the field.

The winner of Wednesday's contest will take on sixth-seeded Penn State Thursday evening. The game will start 25 minutes following the Purdue/Ohio State matchup.

GAME MATCHUP

NEBRASKA CORNHUSKERS

2019-20 Record: 7-24 (2-18 Big Ten)
Head coach: Fred Hoiberg
Record at Nebraska: 7-24 (1st year)
Career NCAA Record: 122-80 (6th year)

INDIANA HOOSIERS

2019-20 Record: 19-12 (9-11 Big Ten)
Head coach: Archie Miller
Record at Indiana: 54-43 (3rd year)
Career Record: 193-105 (9th year)

BROADCAST INFO

Television: BTN

Play-by-play: Brandon Gaudin
Analyst: Stephen Bardo
Sideline: Mike Hall

Online Broadcast: Fox Sports App

Radio: Learfield IMG College Husker Sports Network, including 590 AM (Omaha), 1400 AM (Lincoln) and 880 AM (Lexington)

Play-by-play: Kent Pavelka
Analyst: Jake Muhleisen

Online Radio: Available on Huskers.com, Huskers App, Tuneln.com/Huskers and Tuneln App.

SiriusXM (Internet): Ch. 84 and 372

PLAYER SPOTLIGHT

Thorir Thorbjarnarson averaged 10.6 points per game in conference play and finished in the top three on the team in field goal percentage (.455, 1st), 3-point percentage (.364, 1st), rebounding (5.5, 2nd) and assists (1.7, 3rd).



NEBRASKA VS. INDIANA

32

GAME DETAILS

Date: Wednesday, March 11
Time: approx. 7:20 p.m. (CDT)
Location: Indianapolis, Ind.
Arena: Bankers Life Fieldhouse

MEDIA INFO

TV: BTN
Online Video: Fox Sports App
Radio: Learfield IMG College
Internet Audio: Huskers.com
Huskers app/Tuneln

2019-20 SCHEDULE

Date	Opponent	TV/Internet	Result
Tues., Nov. 5	UC Riverside	BTN	L, 47-66
Sat., Nov. 9	Southern Utah	BTN+	L, 78-79 (2OT)
Fri., Nov. 15	South Dakota St.	BTN	W, 90-73
Fri., Nov. 22	Southern	BTN+	W, 93-86 (OT)
CAYMAN ISLANDS CLASSIC			
Mon., Nov. 25	vs. Washington St.	FloHoops.com	W, 82-71
Tues., Nov. 26	vs. George Mason	FloHoops.com	L, 66-85
Wed., Nov. 27	vs. South Florida	FloHoops.com	W, 74-67
BIG/ACC CHALLENGE			
Wed., Dec. 4	at Georgia Tech	ESPNU	L, 56-73
Sat., Dec. 7	at Creighton	FS1	L, 74-95
Fri., Dec. 13	at Indiana*	BTN	L, 90-96 (OT)
Sun., Dec. 15	Purdue*	BTN	W, 70-56
Sat., Dec. 21	North Dakota	BTN+	L, 74-75
Sun., Dec. 29	TAMU-Corpus Christi	BTN	W, 73-52
Fri., Jan. 3	Rutgers*	BTN	L, 62-79
Tues., Jan. 7	Iowa*	BTN	W, 76-70
Sat., Jan. 11	at Northwestern*	BTN	L, 57-62
Tues., Jan. 14	at No. 21 Ohio State*	FS1	L, 68-80
Sat., Jan. 18	Indiana*	BTN	L, 74-82
Tues., Jan. 21	at Wisconsin*	BTN	L, 68-82
Sat., Jan. 25	at No. 24 Rutgers*	BTN	L, 72-75
Tues., Jan. 28	Michigan*	ESPNU	L, 68-79
Sat., Feb. 1	No. 24 Penn State*	BTN	L, 64-76
Sat., Feb. 8	at No. 17 Iowa*	BTN	L, 72-96
Tues., Feb. 11	at No. 9 Maryland*	BTN	L, 70-72
Sat., Feb. 15	Wisconsin*	BTN	L, 64-81
Thurs., Feb. 20	Michigan State*	FS1	L, 65-86
Mon., Feb. 24	at Illinois*	BTN	L, 59-71
Thurs., Feb. 27	No. 23 Ohio State*	ESPNU	L, 54-75
Sun., March 1	Northwestern*	BTN	L, 76-81 (OT)
Thurs., March 5	at No. 19 Michigan*	FS1	L, 58-82
Sun., March 8	at Minnesota*	BTN	L, 75-107

Big Ten Tournament

Wed., March 11	at Big Ten First Round	BTN	5/7 p.m.
Thurs., March 12	at Big Ten Second Round	BTN	approx. 7:25 p.m.
Fri., March 13	at Big Ten Quarterfinals	BTN	approx. 7:25 p.m.
Sat., March 14	at Big Ten Semifinals	CBS	approx. 2:25 p.m.
Sun., March 15	at Big Ten Championship	CBS	2:30 p.m.

NCAA Tournament

March 17-April 6	NCAA Tournament	TBD	TBA
------------------	-----------------	-----	-----

Notes: * - Big Ten Conference Game; All times listed are central and subject to change. Home games are in red and bold.

2019-20 ROSTER AT A GLANCE

No	Name	Pos.	Ht.	Wt.	Yr.	Hometown	GP/GS	MPG	PPG	RPG	APG
0	Akol Arop	F	6-6	200	Fr.	Omaha, Neb.	20/0	4.6	1.1	1.2	0.1
1	Kevin Cross	F	6-8	240	Fr.	Little Rock, Ark.	31/2	18.1	6.6	3.7	1.2
2	Noah Vedral	G	6-1	200	So	Wahoo, Neb.	0/0	-	-	-	-
3	Cam Mack	G	6-2	175	So.	Austin, Texas	28/25	34.8	12.0	4.5	6.4
4	Shamiel Stevenson- #	G/F	6-6	245	Jr.	Toronto, Ontario, Canada	Will sit out 2019-20 season				
11	Dachon Burke Jr.	G	6-4	180	Jr.	Orange, N.J.	29/27	28.1	12.2	3.4	1.3
13	Derrick Walker - #	F	6-8	235	Jr.	Kansas City, Mo.	Will sit out 2019-20 season				
21	Jace Piatkowski	G	6-3	175	Fr.	Omaha, Neb.	Will redshirt in 2019-20				
22	Haanif Cheatham	G	6-5	194	Sr.	Fort Lauderdale, Fla.	31/31	32.1	13.0	3.8	1.6
23	Jervy Green	G	6-3	210	Jr.	Denver, Colo.	27/14	24.3	7.9	4.1	1.9
24	Yvan Ouedraogo	F	6-9	260	Fr.	Bordeaux, France	31/29	21.5	5.8	6.5	0.5
25	Matej Kavas - %	G	6-8	205	Sr.	Ljubljana, Slovenia	22/1	14.5	5.3	1.2	0.6
30	Charlie Easley	G	6-2	190	Fr.	Lincoln, Neb.	27/3	10.9	2.0	1.0	0.4
32	Brant Banks	G	6-7	300	Fr.	Houston, Texas	0/0	-	-	-	-
34	Thorir Thorbjarnarson	G	6-6	206	Jr.	Reykjavik, Iceland	31/23	29.1	8.8	4.8	1.3
44	Bret Porter	F	6-6	215	Fr.	Omaha, Neb.	Will redshirt in 2019-20				
45	Dalano Banton - #	G	6-8	195	So.	Toronto, Ontario, Canada	Will sit out 2019-20 season				

- Sitting out after transferring; % - Will miss remainder of season because of injury.

2019-20 BIG TEN TOURNAMENT ROSTER

No.	Name	Pronunciation	Pos.	Ht.	Wt.	Yr.	Hometown	Previous School
0	Akol Arop	A-call uh-rope	F	6-6	210	Fr.	Omaha, Neb.	Creighton Prep HS
1	Kevin Cross		F	6-8	240	Fr.	Little Rock, Ark.	Mills University Studies HS
2	Noah Vedral		G	6-1	200	So.	Wahoo, Neb.	UCF
21	Jace Piatkowski	Pie-it-COW-ski	G	6-3	175	Fr.	Omaha, Neb.	Elkhorn South HS
22	Haanif Cheatham	Hah-NEEF CHEE-tum	G	6-5	194	Sr.	Fort Lauderdale, Fla.	Florida Gulf Coast University
23	Jervay Green		G	6-3	210	Jr.	Denver, Colo.	Western Nebraska CC
24	Yvan Ouedraogo	I-van WOO-drah-oh-go	F	6-9	260	Fr.	Bordeaux, France	INSEP
30	Charlie Easley		G	6-2	190	Fr.	Lincoln, Neb.	Pius X HS
32	Brant Banks		F	6-7	300	Fr.	Houston, Texas	Westbury Christian HS
34	Thorir Thorbjarnarson	Thor-EAR thorb-YAR-nar-son	G	6-6	206	Jr.	Reykjavik, Iceland	Menntaskólinn i Reykjavik
44	Bret Porter		F	6-6	215	Fr.	Omaha, Neb.	Millard North HS

2019-20 COACHING STAFF

Name	Pronunciation	Title	Year at Nebraska	Alma Mater (Year)
Fred Hoiberg		Head Coach	First	Iowa State (1995)
Matt Abdelmassih	Abdel-massey	Assistant Coach	First	St. John's (2007)
Doc Sadler		Assistant Coach	First as Asst./Seventh	Arkansas (1982)
Armon Gates		Assistant Coach	Second	Kent State (2006)
Bobby Lutz	Lootz	Special Assistant to the Head Coach	First	UNC Charlotte (1980)
Tim Wilson		Basketball Strength Coach	Ninth	Nebraska (1981)
Matt Holt		Video Coordinator	Third	New Haven (2013)
Luca Virgilio	Vir-Jill-e-o	Director of Basketball Operations	First	Universita degli Studi di Roma Tre (2012)
Bertram "Buzzy" Caruthers		Director of Player Development	First	Hampton (2006)
Vince Fritz		Graduate Manager	Second	Missouri Southern (2018)
John Harris Jr.		Graduate Manager	First	Benedictine (2017)

TEAM COMPARISON

Nebraska Cornhuskers 2019-20 Team Statistics (Record: 7-24, 2-18)			Indiana Hoosiers 2019-20 Team Statistics (Record: 19-12, 9-11)		
Category	Nebraska	OPP	Category	Ind.	OPP
xxx SCORING	2171	2410	SCORING	2197	2071
Points per game	70.0	77.7	Points Per Game	70.9	66.8
Scoring margin	-7.7	-	Margin	+4.1	--
FIELD GOALS-ATT	794-1941	922-2060	FIELD GOALS-ATT	777-1759	733-1739
Field goal pct	.409	.448	Field Goal Percentage	.442	.422
3 POINT FG-ATT	245-766	267-806	3-POINT FG-ATT	167-518	217-668
3-point FG pct	.320	.331	3-Point FG Percentage	.322	.325
3-pt FG made per game	7.9	8.6	3-Point FG made per game	5.4	7.0
FREE THROWS-ATT	338-564	299-446	FREE THROWS-ATT	476-699	388-569
Free throw pct	.599	.670	Free Throw Percentage	.681	.682
F-Throws made per game	10.9	9.6	F-Throws made per game	15.4	12.5
REBOUNDS	1100	1399	REBOUNDS	1163	991
Rebounds per game	35.5	45.1	Rebounds Per Game	37.5	32.0
Rebounding margin	-9.6	-	Rebounding Margin	+5.5	--
ASSISTS	430	475	ASSISTS	391	375
Assists per game	13.9	15.3	Assists Per Game	12.6	12.1
TURNOVERS	369	433	TURNOVERS	394	382
Turnovers per game	11.9	14.0	Turnovers Per Game	12.7	12.3
Turnover margin	+2.1	-	Turnover Margin	-0.4	--
Assist/turnover ratio	1.2	1.1	Assist/Turnover Ratio	1.0	1.0
STEALS	215	176	STEALS	175	191
Steals per game	6.9	5.7	Steals Per Game	5.6	6.2
BLOCKS	75	155	BLOCKS	128	103
Blocks per game	2.4	5.0	Blocks Per Game	4.1	3.3

NUMBERS TO KNOW

15,605 - Nebraska's final average attendance this season at Pinnacle Bank Arena, an average which is 11th nationally as of March 9.

+2.1 - Nebraska leads the Big Ten in turnover margin at +2.1 per game. After averaging 21.0 turnovers per game against Northwestern and Michigan, the Huskers had just 11 at Minnesota on Sunday.

4 - Overtime games this season for Nebraska, tying a school record set five times previously (also 2007-08, 1996-97, 1986-87, 1979-80 and 1955-66). The Huskers went 1-3 in those games, including a 96-90 loss at Indiana on Dec. 13. There have been 12 OT games by Big Ten teams this season.

11 - Number of 20-point games by Husker players this season following Haanif Cheatham's 20-point effort against Northwestern on March 1.

17 - Double-figure scoring runs that Nebraska has had in 2019-20.

81.3 - For the second straight game, Nebraska set a season best from the foul line, going 14-of-17 against Minnesota. Over the last two games, the Huskers are 26-of-32 from the foul line. That came off the heels of an 8-of-30 effort against Northwestern on March 1.

PROBABLE STARTERS (BASED ON LAST GAME STARTERS)



#30 Charlie Easley | G | Fr. | 6-2 | 190 | Lincoln, Neb.

2019-20 Averages: PPG: 2.0 | RPG: 1.0 | APG: 0.4

Worth Noting: True freshman who has started NU's last two games...Had six points and a team-high six rebounds in a career-high 33 minutes at Minnesota...Hometown performer who was put on scholarship for the spring semester in January...Had a season highs in both points (eight) and steals (three) in 16 minutes against Indiana on Jan. 18...Totaled seven points and two rebounds in NU's near win at Rutgers...Dished out three assists and had seven points in 15 minutes at Iowa...Was a three-year starter at Lincoln Pius X High School who finished with a school-record 1,412 points...Guided Pius X to a 27-2 record and a Class B (2nd largest class) state title in 2019 after averaging 23.3 points, 6.1 rebounds, 4.1 assists and 3.1 steals per game.

Collegiate Career Bests: Pts: 8 | Reb: 6 | Ast: 3 | Stl: 3 (2x)

#23 Jervay Green | G | Jr. | 6-3 | 210 | Denver, Colo.

2019-20 Averages: PPG: 7.9 | RPG: 4.1 | APG: 1.9

Worth Noting: Started the last five games...Has nine double-figure games in 2019-20...Totaled 13 points, five boards and three assists at Minnesota...Had eight points, six boards and five assists at No. 9 Maryland...Came off the bench for 18 points and seven boards at No. 17 Iowa...Scored a career-high 22 points vs. Southern... Totaled 16 points and eight boards vs. Washington State...Rated the No. 2 combo guard & No. 8 overall recruit by JUCORecruiting.com in the class of 2019...Second-team NJCAA All-American and Region IX Co-Player of the Year in 2018-19, averaging 23.6 points, 5.7 rebounds and 5.3 assists per game as Western Nebraska CC went 24-8...Ranked eighth nationally in scoring, as he had three 40-point games, highlighted by a 51-point outburst.

Collegiate Career Bests: Pts: 22 | Reb: 8 (2x) | Ast: 6 | Stl: 3 | Bl: 3

#34 Thorir Thorbjarnarson | G | Jr. | 6-6 | 206 | Reykjavik, Iceland

2019-20 Averages: PPG: 8.8 | RPG: 4.8 | APG: 1.3 | SPG: 1.1

Worth Noting: Is 10th in B1G in 3-point percentage (.384)...Reached double figures 13 times...Had 14 points at Minnesota...Totaled 15 points and seven boards vs. No. 9 Maryland...Matched career highs in points (17) and 3-pointers (five) while adding eight boards at No. 24 Rutgers...Hit five 3-pointers as part of a 15-point night at No. 21 Ohio State...Finished with 17 points and nine rebounds vs. Iowa...Had 17 points at Indiana...Started seven times in 2019, including all five postseason games...Grabbed a career-high 10 rebounds against No. 24 Wisconsin in 2018-19...NU's first scholarship player from Iceland and has been on the Iceland Senior National team since 2017.

Collegiate Career Bests: Pts: 17 (2x) | Reb: 10 | Ast: 5 | Stl: 5

#22 Haanif Cheatham | G | Sr. | 6-5 | 194 | Fort Lauderdale, Fla.

2019-20 Averages: PPG: 13.0 | RPG: 3.8 | APG: 1.6

Worth Noting: Reached double figures a team-high 23 times, including four 20-point games...Led NU with 17 points, five boards and three steals at Minnesota...Totaled 20 points, three assists and three steals vs. Northwestern...Recovered from a calf injury to score 20 points, including 18 in the second half, vs. No. 9 Maryland...Had 21 points at Indiana...Recorded first career double-double w/ 14 points and 11 boards at Georgia Tech...Had a career-high 26 points vs. USF...Spent 2018-19 season at FGCU, averaging 13.2 ppg & 4.8 rpg before shoulder surgery...Spent two-plus years at Marquette...Earned Big East All-Freshman team honors...Was a top-100 recruit at Pembroke Pines Charter High School, averaging 24.0 ppg, 5.0 rpg and 3.0 apg.

Collegiate Career Bests (including Marquette/FGCU): Pts: 26 | Reb: 11 | Ast: 6 (3x) | Stl: 5

#24 Yvan Ouedraogo | F | Fr. | 6-9 | 260 | Bordeaux, France

2019-20 Averages: PPG: 5.8 | RPG: 6.5

Worth Noting: Has three double-doubles and six games with 10+ rebounds...Totaled eight points and four boards at Minnesota...Set a school freshman record with 19 rebounds vs. Northwestern and added 11 points...Tied career high with 11 points and had 10 boards vs. Illinois...Had 10 points and seven boards vs. MSU...Nearly had a double-double vs. Wisconsin with eight points and 10 rebounds...Recorded first career double-double with 11 points and 14 rebounds vs. TAMU-CC...Top 150 recruit by 247Sports...Played for the French U-18 team at the European Championships...Attended the National Institute of Sport, Expertise and Performance (INSEP), the same program which produced Clint Capela, Boris Diaw and Tony Parker.

Collegiate Career Bests: Pts: 11 (3x) | Reb: 19 | Ast: 3 | Stl: 2 (4x) | Bl: 2 (2x)

NATIONAL POLLS

AP TOP 25 (MARCH 9)

No	Team (1st)	Record	Points	Prev.
1	Kansas (65)	28-3	1,625	1
2	Gonzaga	29-2	1,546	2
3	Dayton	29-2	1,507	3
4	Florida State	26-5	1,384	7
5	Baylor	26-4	1,322	4
6	San Diego State	30-2	1,261	5
7	Creighton	24-7	1,157	11
8	Kentucky	25-6	1,118	6
9	Michigan State	22-9	995	16
10	Duke	25-6	990	12
11	Villanova	24-7	989	14
12	Maryland	24-7	912	9
13	Oregon	24-7	904	13
14	BYU	24-7	762	15
15	Louisville	24-7	755	10
16	Seton Hall	21-9	722	8
17	Virginia	23-7	560	22
18	Wisconsin	21-10	495	24
19	Ohio State	21-10	443	19
20	Auburn	25-6	436	17
21	Illinois	21-10	241	23
22	Houston	23-8	167	21
23	West Virginia	21-10	167	NR
24	Butler	22-9	161	NR
25	Iowa	20-11	111	18

Others receiving votes: Stephen F. Austin 75, Providence 66, East Tennessee State 59, Michigan 53, Penn State 42, Utah State 40, Saint Mary's 9, Arizona 7, Liberty 6, USC 6, Richmond 5, Northern Iowa 4, UCLA 4, New Mexico State 4, Rutgers 4, Texas Tech 3, Vermont 2, LSU 2, Purdue 1, Belmont 1, Mississippi State 1, Florida 1

USA TODAY COACHES POLL (MARCH 9)

No	Team (1st)	Record	Points	Prev.
1	Kansas (32)	28-3	800	1
2	Gonzaga	29-2	755	2
3	Dayton	29-2	743	3
4	Florida State	26-5	659	8
5	Baylor	26-4	656	4
6	San Diego St.	30-2	584	5
7	Kentucky	25-6	570	6
8	Villanova	24-7	524	12
9	Creighton	24-7	513	14
10	Duke	25-6	508	11
11	Maryland	24-7	487	9
12	Michigan St	22-9	431	17
13	Oregon	24-7	425	13
14	Louisville	24-7	421	10
15	Seton Hall	21-9	383	7
16	Brigham Young	24-7	340	15
17	Auburn	25-6	228	15
18	Virginia	23-7	227	22
19	Wisconsin	21-10	225	24
20	Ohio St.	21-10	193	19
21	Butler	22-9	145	25
22	Illinois	21-10	131	22
23	West Virginia	21-10	105	NR
24	Houston	23-8	92	21
25	Iowa	20-11	79	18

Others receiving votes: Penn State 33; East Tennessee State 26; Michigan 25; Stephen F. Austin 16; St. Mary's 12; Providence 11; Utah State 8; Texas Tech 8; Colorado 7; UCLA 6; Rutgers 5; LSU 5; Arizona 4; Southern California 3; Stanford 2; Richmond 2; Northern Iowa 2; Oklahoma 1

BIG TEN STANDINGS/SCHEDULE (AS OF MARCH 9)

Team	B1G	Pct.	Overall	Pct.
Maryland	14-6	.700	24-7	.774
Michigan State	14-6	.700	22-9	.710
Wisconsin	14-6	.700	21-10	.677
Illinois	13-7	.650	21-10	.677
Ohio State	11-9	.550	21-10	.677
Penn State	11-9	.550	21-10	.677
Iowa	11-9	.550	20-11	.645
Rutgers	11-9	.550	20-11	.645
Michigan	10-10	.500	19-12	.613
Indiana	9-11	.450	19-12	.613
Purdue	9-11	.450	16-15	.516
Minnesota	8-12	.400	14-16	.467
Northwestern	3-17	.150	8-22	.267
Nebraska	2-18	.100	7-24	.226

SCHEDULE

March			
4	*Indiana 72, Minnesota 67 *Wisconsin 63, Northwestern 48		
5	*Michigan 82, Nebraska 58 *Ohio State 71, Illinois 63		
7	*Wisconsin 60, Indiana 56 *Rutgers 71, Purdue 68 *Northwestern 80, Penn State 69		
8	*Maryland 83, Michigan 70 *Minnesota 107, Nebraska 75 *Michigan State 80, Ohio State 69 *Illinois 78, Iowa 76		
11	Big Ten Tournament Game #1 Big Ten Tournament Game #2	5 p.m. 7 p.m. #	BTN BTN
12	Big Ten Tournament Game #3 Big Ten Tournament Game #4 Big Ten Tournament Game #5 Big Ten Tournament Game #6	11 a.m. 1 p.m. # 5:30 p.m. 7:30 p.m. #	BTN BTN BTN BTN
13	Big Ten Tournament Game #7 Big Ten Tournament Game #8 Big Ten Tournament Game #9 Big Ten Tournament Game #10	11 a.m. 1 p.m. # 5:30 p.m. 7:30 p.m. #	BTN BTN BTN BTN
14	Big Ten Tournament Game #11 Big Ten Tournament Game #12	Noon 2 p.m.	CBS Sports CBS Sports
15	Big Ten Tournament Champ.	2:30 p.m.	CBS Sports

*-Conference game
- 25 minutes following conclusion of first game in session

INDIANA PROBABLE STARTERS

No.	Name	Pos.	Yr.	Ht.	Wt.	G/GS	PPG	RPG	Other
10	Rob Phinisee	G	So.	6-1	190	26/15	7.2	2.5	3.3 apg
1	Aljami Durham	G	Jr.	6-4	185	31/31	9.7	2.1	2.5 apg
3	Justin Smith	F	Jr.	6-7	230	31/31	10.4	5.1	1.0 spg
4	Trayce Jackson-Davis	F	Fr.	6-9	245	31/31	13.6	8.2	1.7 bpg
50	Joey Brunk	F	Jr.	6-11	245	31/30	6.8	5.2	0.7 apg

SCOUTING INDIANA

Archie Miller is in his third season at Indiana after guiding the Dayton program for six years, leading the Flyers to four straight NCAA Tournament appearances. Miller's first Indiana team went 16-15, and the Hoosiers improved to 19-16 and reached the 2019 NIT quarterfinals before falling to Wichita State.

This year's Hoosiers come into the Big Ten Tournament with a 19-12 record and tied with Purdue for 10th place, but the Boilermakers swept the regular-season series to get the tiebreaker. Indiana has five wins over ranked teams, including Michigan State and ACC regular-season champion Florida State, but is just 1-4 following a win over then No. 9 Penn State. Indiana's last three games have been decided by a total of 10 points.

Indiana comes into Wednesday's game with four players averaging double figures. Freshman Trayce Jackson-Davis leads the Hoosiers in scoring (13.6), field goal percentage (.568), rebounding (8.2 rpg) and blocked shots (1.7 bpg). Senior Devonte Green typically comes off the bench, but averages 10.8 ppg, including a team-high 57 3-pointers. Justin Smith averages 10.4 points and 5.1 rebounds per game, while Aljami Durham (9.7 ppg, 2.5 apg) and sophomore Rob Phinisee (7.2 ppg, 3.3 apg) give the Hoosiers and experienced backcourt. Indiana, which uses a nine-man rotation, leads the Big Ten by getting to the foul line 22.5 times per game.

Series History: Nebraska and Indiana meet for the 22nd time on Wednesday night and the 13th since the Huskers joined the Big Ten in 2011-12. Indiana leads the all-time series, 14-7, but the teams have split 12 meetings since Nebraska joined the Big Ten. Indiana has been ranked in five of the 12 previous matchups since NU joined the Big Ten. It is the first time that the Huskers and Hoosiers have met in the Big Ten Tournament.

2019-20 MEETINGS

Jan. 18: Nebraska's second-half comeback fell just short, as Indiana posted an 82-74 win over the Huskers. Indiana used a fast start to the second half, as a 16-2 Hoosier run turned a 46-41 halftime lead into a 19-point bulge only to see Nebraska rally in the final 15 minutes. The Huskers slowed the Hoosiers on the defensive end and got to within six and had several chances to pull closer, but Indiana held on for a crucial road win. Cam Mack scored a game-high 20 points and dished out nine assists to lead the Husker offense. Mack was one of four Huskers in double digits, along with Thorir Thorbjarnarson (13 points), Dachon Burke Jr. (12) and Haanif Cheatham (10). Thorbjarnarson also added a season-high nine rebounds and three steals. Indiana's Trayce Jackson-Davis led the Hoosier offense with 18 points on 6-of-7 shooting from the field and 13 boards. IU also got double-digit efforts from Joey Brunk (16 points) and Justin Smith (15).

Dec. 13: Dachon Burke Jr. poured in a team-high 25 points, including a 3-pointer with two seconds left in regulation to force overtime, but Nebraska fell 96-90 at Indiana on Dec. 13. Four of five Nebraska starters scored in double figures. Hannif Cheatham contributed 21 points on 7-of-15 shooting. Thorir Thorbjarnarson had a career-high 17 points and was 3-of-5 from 3-point range. Cam Mack scored 15 points and dished out a team-high 10 assists. Yvan Ouedraogo chipped in nine points and led the Huskers on the glass, collecting 10 rebounds.

Overall, Nebraska shot 44 percent from the field, including 12-of-32 from behind the 3-point arc, while holding the Hoosiers to 5-of-25 shooting from long distance. The Hoosiers owned a 54 to 31 rebounding advantage, however, and rode freshman Trayce Jackson-Davis' 25 points and 15 rebounds to the overtime victory. For the game, Indiana shot 47 percent from the field and attempted 20 more free throws than the Huskers, making 27-of-38 from the charity stripe.

LAST TIME OUT

A red-hot Minnesota team made a season-high 18 shots from 3-point range and shot 56.9 percent from the field in posting a 107-75 victory on Sunday.

Senior guard Haanif Cheatham scored 17 points and junior guard Jervay Green added 15 to pace Nebraska, which played

NEBRASKA-INDIANA AT A GLANCE

- All-time: Indiana leads, 14-7
- In Lincoln: Indiana leads, 6-4
At Pinnacle Bank Arena: Indiana leads, 3-2
- In Bloomington: Indiana leads, 7-3
At Assembly Hall: Indiana leads, 4-3
- In Indianapolis (Hoosier Classic): Indiana leads, 1-0
- In Big Ten Conference games: Tied, 6-6
- In Big Ten Tournament games: 0-0

Husker-Hoosier Superlatives

- Most consecutive wins (year ended): Nebraska 3 (2016-19); Indiana 7 (1937-1982)
- Most points scored: Nebraska, 90, at Bloomington, Ind., Dec. 13, 2019; Indiana 97, at Bloomington, Ind., Dec. 21, 1974
- Highest combined score: 186, Indiana 96, Nebraska 90, at Bloomington, Ind., Dec. 13, 2019
- Biggest winning margin: Nebraska, 20, at Lincoln, Neb., Feb. 6, 1920; Indiana, 37, at Bloomington, Ind. Dec. 21, 1974

Big Ten Era (2012-Present)

Date	Site	Rankings	Result	Neb.	PSU
1-18-12	H	-/11	W	70	69
2-13-13	A	-/1	L	47	76
1-30-14	H	-/-	W	60	55
3-5-14	A	-/-	W	70	60
12-31-14	H	-/-	L	65	70
1-2-16	H	-/-	L	69	79
2-17-16	A	-/22	L	64	80
12-28-16	A	-/16	W	87	83
2-20-18	H	-/-	W	66	57
1-14-19	A	-/24	W	66	51
12-13-19	A	-/-	L (OT)	90	96
1-19-20	H	-/-	L	74	82

WORTH NOTING

- Four Huskers scored in double figures marking the ninth time in 20 Big Ten games that Nebraska had at least four double-figure scorers.
- Haanif Cheatham led Nebraska with 17 points, the 13th time this season he has led the Huskers in scoring.
- Jervay Green added 15 points, his second-highest point total in a Big Ten game this season.

with only seven scholarship players, as guards Cam Mack and Dachon Burke Jr. were suspended for violation of team rules. Nebraska shot 37.8 percent from the field and a season-high 82.4 percent on free throws. Since going 8-of-30 on free throws in a loss to Northwestern a week ago, the Huskers have shot 26-of-32 over their last two games.

Gabe Kalschauer tied his career high with 26 points to lead Minnesota and finished with a career high eight made 3-pointers, on 11 attempts. As a team, the Gophers were 18-of-35 on 3-pointers, or 51.4 percent, and surpassed their previous season high of 14 made 3-pointers, against Northwestern.

STORYLINES

- Nebraska Head Coach Fred Hoiberg returns to Indianapolis, the city where his NBA career began. Hoiberg was a second-round pick of the Indiana Pacers in 1995 and spent the first four seasons of his career in Indianapolis (1995-96 to 1998-99).

- While the Huskers have lost a school-record 16 straight contests entering Wednesday’s game, NU Head Coach Fred Hoiberg experienced a similar double-figure losing streak during his first season at Iowa State. That year, the Cyclones were short-handed with four sit-out transfers en route to going 3-13 in the Big 12. The next season, the Cyclones put together the largest turnaround in Big 12 history and went 12-6 on their way to the first of four straight NCAA Tournament appearances under Hoiberg.

- The Huskers have played a challenging schedule, playing 15 Quad 1 games during the regular season. In all, 19 of the Huskers’ 31 games have been against Quad 1 or 2 opponents. In all, 11 of the 14 Big Ten teams are in the top 50 of the NET as of March 9.

- Nebraska enters the Big Ten Tournament leading the conference in turnover margin at +2.1 per game. The Huskers lead the Big Ten in forcing turnovers (14.0 per game) and commit just under 12 turnovers per game despite playing at a fast tempo.

- Nebraska has 245 3-pointers this year which ranks third in school history. Nebraska has hit 10-or-more 3-pointers seven times this season, including 12 against Northwestern on March 1.

- Despite being undersized and having just one player who had played in a Big Ten game entering the season, Nebraska’s play in Big Ten action started to resemble the team’s that Coach Hoiberg had at Iowa State, especially with ball movement and limiting turnovers. In Big Ten games only, NU finished in the top four three offensive categories entering the week, including turnover margin and 3-pointers per game.

Big Strides in Conference Play

Category	2019-20 (B1G)	2018-19 (B1G)	Times ISU Led Big 12 Under Hoiberg
3-Pt./GM	8.0 (3rd)	6.8 (8th)	(3) 2011-12; 2012-13; 2014-15
Asst./GM	14.4 (4th)	11.7 (10th)	(2) 2013-14; 2014-15
Turnover Margin	+1.6 (2nd)	+2.0 (4th)	(0) None

as of March 9

- It is not surprising that Nebraska has relied on its 3-point shooting, as Hoiberg’s Iowa State teams led the Big 12 in 3-pointers in four of his five seasons at the school. The Huskers, who are sixth in the Big Ten in 3-pointers per game, are on pace to average 7.9 3-pointers per game, a total which would rank second in school history and be the most since the 2001-02 campaign.

Most 3-Pointers/Game in School History

No.	School	Games	3-Pointers/Game
1.	2001-02	28	9.54
-	2019-20	31	7.90
2.	2006-07	31	7.87
3.	2018-19	36	7.50

- Nebraska has used eight different starting lineups this season and have had limited numbers down the stretch. Matej Kavas suffered a season-ending injury against Wisconsin on Feb. 15. Kavas suffered a left (non-shooting) hand injury and had surgery. Kavas averaged 5.3 points per game and had totaled 23 3-pointers in 22 contests. NU had just seven players available against Minnesota, as Cam Mack and Dachon Burke Jr. were both suspended for a violation of team rules.

- Nebraska’s Cam Mack is the only Big Ten player who ranks in the top five of the conference in both assists and steals entering the Big Ten Tournament. In fact, Mack joins Cassius Winston (MSU), Connor McCaffery (Iowa), C.J. Walker (Ohio State) and Geo Baker (Rutgers) as the only Big Ten players in the top 10 in both categories heading into postseason play.

- Cam Mack has made an impact in his first season at Nebraska. He is 14th nationally with 6.4 assists per game, which is on pace to be the most by a Husker since the 1985-86 season, and ranks 34th nationally with his 2.42-to-1 assist-to-turnover ratio. Mack’s assist-to-turnover ratio is on pace to be one of the best in school history.

Best Assist/Turnover Ratios (Since 1979)

No.	Ratio	Player	Asst.-TO	Year
1.	3.05	Brian Carr	201-66	1985-86
2.	2.73	Jamar Johnson	123-45	1993-94
3.	2.58	Brian Carr	237-92	1984-85
4.	2.54	Jack Moore	109-43	1981-82
5.	2.52	Charles Richardson Jr.	179-71	2006-07
-	2.42	Cam Mack	179-74	2019-20

min. 3.0 assists/gm

LEARFIELD IMG COLLEGE HUSKER SPORTS NETWORK

Kent Pavelka

- Is in his 33rd season of calling Husker basketball
- Called NU basketball for two stretches from 1974-1996 before returning to play-by-play duties in 2006-07
- Called his 1,000th Husker basketball game in 2018-19
- Six-time Nebraska Sportcaster of the Year who was inducted into the Nebraska Broadcasters Hall of Fame in 2019

Jake Muhleisen

- Is in his second season as full-time color analyst after filling in part time for several seasons
- Four-year starter at Nebraska from 2002-05
- Three-year team captain during his career

Ben McLaughlin

- Co-hosts Sports Nightly and works on the HSN football and baseball broadcasts

2019-20 Network Affiliates

City	Station	Location
Ainsworth	KBRB	1400 AM
Alliance	KCOW	1400 AM
Beatrice	KWBE	1450 AM
Broken Bow	KBBN	95.3 FM
Chadron	KCSR	610 AM
Columbus	KJSK	900 AM
Fairbury	KGMT	1310 AM
Falls City	KTNC	1230 AM
Fremont	KFMT	105.5 FM
Grand Island	KRGI	1430 AM
Hastings	KHAS	1230 AM
Holdrege	KUVR	1380 AM
Kearney	KGFV	1340 AM
Lexington	KRVN	880 AM
Lincoln	KLIN	1400 AM
McCook	KSWN	93.9 AM
Nebraska City	KNCY	1600 AM
Nebraska City	KBIE	103.1 FM
Norfolk	KNEN	94.7 FM
North Platte	KODY	1240 AM
North Platte	KXNP	106.1 FM
O’Neill	KRBX	102.9 FM
Omaha	KXSP	590 AM
Scottsbluff	KNEB	960 AM
Sidney	KSID	1340 AM
Superior	KRFS	1600 AM
Superior	KRFS	103.9 FM
Valentine	KVSH	940 AM

Nationwide

- Huskers.com and Huskers App
- TuneIn.com/Huskers and TuneIn App
- SiriusXM Satellite Radio

QUICK FACTS

University of Nebraska Information

Location Lincoln, Neb.
 Founded 1869
 Enrollment 25,332
 Nickname Cornhuskers, Huskers
 Colors Scarlet & Cream
 Affiliation NCAA Division I
 Conference Big Ten Conference
 Home Arena Pinnacle Bank Arena
 Capacity/Year Opened 15,000/2013
 Chancellor Ronnie Green
 Faculty Rep. Josephine Potuto, J.D.
 Athletics Director Bill Moos
 Deputy A.D./Chief of Staff John Johnson
 Athletic Dept. Phone (402) 472-4224
 Assistant A.D./Ticketing Holly Adam
 Ticket Office Phone (402) 472-3111 or 1-800-8BIGRED
 Website Huskers.com

Basketball History

First year of basketball 1896-97
 Regular-season conference titles (last) 7 (1950)
 Postseason conference titles (last) 1 (1994)
 All-time postseason appearances 26
 All-time postseason record 24-25
 NCAA Appearances (last) 7 (2014)
 NIT Appearances (last) 19 (2019)

Basketball Staff

Head Coach Fred Hoiberg
 Alma Mater (Year) Iowa State (1995)
 Record at Nebraska 7-24 (1st season)
 Overall NCAA Coaching Record 122-80 (6th season)
 Assistant Coaches Matt Abdelmassih (1st season)
 Armon Gates (2nd season)
 Doc Sadler (1st season as asst./7th season overall)
 Special Assistant to the Head Coach Bobby Lutz (1st season)
 Strength Coach Tim Wilson
 Graduate Managers Vince Fritz and Jon Harris Jr.
 Director of Operations Luca Virgilio
 Asst. Director of Operations Sheryl Burbach
 Video Coordinator Matt Holt
 Director of Player Development Buzzy Caruthers
 Assistant Athletic Trainer R.J. Pietig
 Equipment Manager Pat Norris

2019-20 Team Information

2018-19 Record 19-17 (13-5 H, 2-10 A, 4-2 N)
 Big Ten Record (Finish) 6-14 (13th)
 Big Ten Championship 2-1, def. Rutgers, 68-61
 def. Maryland, 69-61; lost to Wisconsin, 62-66
 Postseason NIT 1-1; def. Butler, 80-76; lost at TCU, 72-88
 Starters Returning/Lost 0/5
 Lettermen Returning/Lost 1/11
 Scholarship Newcomers 11

Communications Contact

Sr. Assoc. Director/MBB Contact Shamus McKnight
 Office Phone (402) 472-777
 Cell Phone (402) 540-0268
 E-Mail smcknight@huskers.com
 Press Row Phone (402) 904-5925
 Communications Mailing Address
 One Memorial Stadium, P.O. Box 880123,
 800 Stadium Drive, Lincoln, NE 68588-0123

- The Huskers were not only the only Big Ten team to hold Big Ten Player of the Year Luka Garza to under 20 points with his 16-point effort (on 15 field-goal attempts) in the Huskers' 76-70 win on Jan. 7.
- Haanif Cheatham's 20-point effort against Northwestern on March 1 marked the Huskers' 11th 20-point game of the season (Burke-4; Cheatham-4; Mack-2; Green-1).
- Nebraska has relied on its balance with four double-figure scorers in conference play. NU has had at least three players reach double figures in 24 of 31 games this year, including a trio of games with five double-figure scorers.
- Freshman Charlie Easley was put on scholarship for the spring semester on Jan. 10. Easley has played in 27 games as a backup guard, including all 20 Big Ten contests. A Lincoln native, Easley has started three times in Big Ten play, including the last two contests.
- Nebraska returned a national-low 1.9 percent of its scoring from last season and the 50 returning points is the lowest by any power conference team in more than a decade according to noted statistician Ken Pomeroy. That team was the 2008-09 Indiana Hoosiers, who went 6-26 overall (1-17 in Big Ten) and had two double-figure losing streaks. The Big Ten had seven teams reach the NCAA Tournament this season.

SETTING A FAST PACE

Not only are the Huskers adjusting to a whole new roster, but playing at a significantly faster pace than in previous years. The Huskers are fifth nationally in offensive tempo, as their average possession is 15.2 seconds per possession as of March 9.

- The only power conference school that plays at a faster pace is Alabama, which is fifth nationally. Penn State (48th) and Iowa (49th) and are the only other Big Ten teams in the top-50 nationally.
- Over the last five years (2014-15 to 2018-19), only two Big Ten teams - Ohio State (16th, 2014-15) and Minnesota (20th, 2014-15) - ranked in the top 20 nationally in possession length.
- Nebraska, Gonzaga, Belmont and St. John's are the only teams nationally to currently rank in the top 30 nationally in both offensive pace and turnover percentage as of March 9.
- In his five full seasons as a college coach, Hoiberg's teams have ranked in the top 20 in offensive tempo four times, including top-10 rankings in both 2014 and 2015.
- Hoiberg's first Iowa State team in 2010-11 jumped from 67th to 20th nationally in offensive pace and ranked in the top 40 nationally in adjusted tempo in four of his five seasons in Ames, including top-15 nationally in his last two campaigns.
- In the KenPom era (1997-present), only one Husker team has ranked among the top 100 nationally in adjusted tempo - the 1999-2000 Huskers under Danny Nee. The Huskers' quickest offensive tempo in the last decade was in 2017-18 when the Huskers were 140th in offensive tempo.

SIX NAMED TO ATHLETIC DEPARTMENT HONOR ROLL

Six members of the Husker men's basketball program were honored on Feb. 29, as they were named to the NU Athletic Department Honor Roll for the fall semester.

The group includes senior Matej Kavas, junior Thorir Thorbjarnarson, sophomore Cam Mack and freshmen Charlie Easley, Jace Piatkowski and Bret Porter. It is the third time that Thorbjarnarson has earned the distinction, while it is the first time for the other five student-athletes, all of whom completed their first semester at Nebraska in the fall. To qualify for the honor roll, student-athletes must have a 3.0 GPA for the previous semester.

CHEATHAM MAKES IMPACT ON BOTH ENDS

Fifth-year senior Haanif Cheatham has been one of the leaders for a young Husker team. The guard from Fort Lauderdale, Fla., has made 111 career appearances, including 104 starts during a career which has seen him play at Marquette and Florida Gulf Coast before coming to Nebraska. He was the first player to commit to Nebraska following the hiring of Fred Hoiberg, and has been a steady performer in 2019-20.

- Cheatham has been one of NU's most consistent offensive threats, as he leads NU in scoring (13.0 ppg) and field goal percentage (.469) and ranks third in assists (1.6 apg). He has been in double figures a team-high 23 times, including four 20-point contests.
- He is playing some of his best basketball in recent weeks, averaging 14.6 points per game on 46 percent shooting, including 36 percent from 3-point range, over the Huskers' last 11 games dating back to Jan. 28. He has been in double figures nine times in that stretch.
- Cheatham, who was Nebraska's nominee for the Big Ten Sportsmanship Award, is closing his career with a flourish, averaging 18.6 ppg and 3.0 spg in his last three games. He has topped NU in scoring in each of the last three contests.
- In Big Ten games, he paced NU and ranked 14th in scoring at 13.1 points per game while finishing third with 1.3 steals per game.
- Cheatham had one of his best performances of the season at No. 9 Maryland on Feb. 11. In that game, he finished with 20 points on 7-of-11 shooting and six boards. Cheatham, who was questionable for the game with a calf injury suffered at Iowa, had 18 points in the second half, as Nebraska rallied back from a 14-point deficit.
- Cheatham posted his first career double-double with 14 points and a career-high 11 rebounds at Georgia Tech on Dec. 4.
- He was in double figures all three games of the Cayman Islands Classic, averaging 19.0 ppg including a career-best 26-point effort against South Florida to garner all-tournament honors.

A former top-100 recruit out of high school, he was named Marquette's top defensive performer in each of his two full seasons at Marquette.

PACE UNDER HOIBERG (PER KENPOM)

Year	Avg. Poss. Length	NCAA Rank
2010-11 (ISU)	15.9	20th
2011-12 (ISU)	16.9	62nd
2012-13 (ISU)	15.8	12th
2013-14 (ISU)	15.2	8th
2014-15 (ISU)	14.6	2nd
2019-20 (NEB)	15.2	5th

as of March 9

CHEATHAM AMONG TEAM LEADERS

Category	No.	Team Rank
Scoring	13.0	1st
FG Pct.	.469	1st
Assists/GM	1.6	3rd
Rebounds/GM	3.8	5th
Double-Figure Games	23	1st

MACK DELIVERS AS HUSKERS' LEAD GUARD

Junior college transfer Cam Mack was the cornerstone of the Huskers' recruiting class, and has played at a high level in his first season at Nebraska.

Mack, who was listed as the top JC point guard recruit in the country, enters the Big Ten Tournament averaging 12.0 points per game while leading the Huskers in assists (6.4 apg) and assist-to-turnover ratio (2.4-to-1) and ranking second in steals (1.3 spg). He is 14th nationally in assists per game. Mack did not travel to Indianapolis, as he is dealing with a personal matter back home.

He garnered honorable-mention All-Big Ten honors earlier this week, as he finished conference play ranked second in the conference in assists per game (6.8 apg) and assist-to-turnover ratio (2.7-to-1).

- His 6.4 assists per game is on pace to rank third in school history trailing only Brian Carr, who averaged 7.9 assists per game in 1984-85 and 6.7 assists per game in 1985-86.

- Mack has four of his five double-doubles in Big Ten action, including the first triple-double in school history against Purdue on Dec. 15 with 11 points, 10 rebounds and 12 assists in the Huskers' 70-54 win.

- He will move into third place on NU's single-season assist list with his first assist vs. Indiana and needs 21 to become the second Husker with 200 assists in a season.

- Mack has reached double figures a team-high 22 times, including a season-high 24-point performance against South Dakota State on Nov. 15 and a 20-point, nine-assist effort against Indiana on Jan. 18.

- He shined in the first meeting with Michigan on Jan. 28 with 19 points, including a season-high five 3-pointers, nine assists and seven rebounds.

- Mack nearly led the Huskers to a comeback win at No. 24 Rutgers on Jan. 25, scoring 16 of his 19 points in the second half as Nebraska rallied back from 14 points down to take the lead before falling 75-72.

- Last season at Salt Lake CC, Mack averaged 19.1 points, 7.6 assists and 5.9 rebounds per game, ranking fifth nationally in assists per game. He totaled nine double-doubles and three triple-doubles as a freshman and dished out 10-or-more assists nine times.

THOR EMERGES AS SCORING THREAT

Junior Thorir Thorbjarnarson emerged as a vital part of the Huskers' offensive attack and one of the most improved players in the Big Ten. The 6-foot-6 guard is fourth on the team in scoring at 8.8 ppg, while shooting 46 percent from the field and 38 percent from 3-point range.

- Thorbjarnarson is 10th in the Big Ten in 3-point percentage (.384) after shooting just 21.4 percent (6-of-28) from 3-point range in his first two seasons.

- In conference play, he averaged 10.6 ppg while leading NU in field goal percentage (.455) and 3-point percentage (.364). He is also second in rebounding (5.5 rpg) and assists (1.7 apg) and fourth in steals (1.0).

- He finished eighth in the Big Ten in 3-pointers per game (1.8) and 20th in rebounding.

- His 9.1 ppg increase in conference play from last season is the third-largest jump in the Big Ten this season, trailing only All-Big Ten performers Luka Garza and Daniel Oturu.

- He has reached double figures 13 times in NU's last 24 games after not reaching double figures in his first 41 contests at Nebraska. Since Dec. 4, he has tied or set a career high in points five times, including 17 points at No. 24 Rutgers on Jan. 25.

- Thorbjarnarson comes off a 14-point performance at Minnesota over the weekend.

- He nearly helped NU knock off No. 9 Maryland with 15 points seven rebounds and a pair of assists in a 72-70 loss on Feb. 11.

- Thorbjarnarson nearly had a double-double in the win over Iowa on Jan. 7, finishing with 17 points, including three 3-pointers, and a season-high nine rebounds. He tied his season high originally set at Indiana on Dec. 13.

QUEDRAOGO IS YOUNGESTER WITH BIG ROLE

Yvan Ouedraogo became the first true freshman to start a season opener at Nebraska since 2013 and has put together a solid first-year at Nebraska.

- He is one of the youngest players in the country, as he won't turn 18 until March 22.

- Ouedraogo has made 29 starts and played in all 31 games, averaging 5.8 points and a team-high 6.5 rebounds per game in just over 21 minutes per game. He is third among Big Ten true freshmen in rebounding as of March 6.

- He is playing some of his best basketball over the last month, averaging 7.5 points on 52 percent shooting and 8.3 rebounds per game over Nebraska's last eight games dating back to Feb. 11. He had eight points and four rebounds in 21

NU SINGLE-SEASON ASSIST CHART

No.	Name	Asst.
1.	Brian Carr (1985)	237
2.	Brian Carr (1986)	201
3.	Cam Mack (2020)	179
	Charles Richardson Jr. (2007)	179
5.	Brian Carr (1987)	166

ASSISTS PER GAME

No.	Name	APG
1.	Brian Carr (1985)	7.90
2.	Brian Carr (1986)	6.70
-	Cam Mack (2020)	6.39
3.	Charles Richardson Jr. (2007)	5.77

MACK'S DOUBLE-DOUBLES

Opponent	Pts.	Reb.	Asst.
Southern Utah	13	7	11
at Indiana	15	3	10
Purdue	11	10	12
Iowa	15	2	10
at Northwestern	11	10	7

EMERGENCE OF THOR

Category	First 7 Games	Last 24 Games
PPG	4.0	10.2
RPG	3.3	5.2
FG Pct.	.455	.460
3-Pt. Pct.	.417	.381
APG	0.2	1.5
SPG	0.4	1.3

BIG TEN JUMP: 18-19 TO 19-20

No.	Player, School	Conf. Increase
1.	Luka Garza, Iowa	13.2
2.	Daniel Oturu, Minn.	10.1
3.	Thorir Thorbjarnarson, Neb.	9.1
	Eli Brooks, Mich.	9.1
5	Miller Kopp, NW	8.8

as of March 9

NU FRESHMAN REBOUNDING TOP-5

No.	Name	Rebounds
1.	Yvan Ouedraogo (2020)	201
2.	Aleks Maric (2005)	169
3.	John Turek (2002)	162

TOP-10 PINNACLE BANK ARENA CROWDS

No.	Attend.	Opponent	Date
1.	15,998	Wisconsin	March 9, 2014
2.	15,991	Penn State	Feb. 25, 2018
3.	15,987	Tennessee-Martin	Nov. 28, 2014
4.	15,978	Northwestern	March 1, 2014
5.	15,952	Iowa	Jan. 27, 2018
6.	15,950	Creighton	Dec. 8, 2018
7.	15,949	Arkansas State	Dec. 14, 2013
8.	15,946	South Dakota State	Nov. 15, 2019
9.	15,945	Minnesota	Jan. 26, 2014
10.	15,933	Iowa	Feb. 22, 2015

RECORD AT PINNACLE BANK ARENA

Season	Wins	Losses	Pct.
2013-14	15	1	.938
2014-15	10	6	.625
2015-16	10	8	.556
2016-17	8	8	.500
2017-18	16	1	.941
2018-19	13	5	.722
2019-20	5	11	.313
Totals	77	40	.658

ROBY EARNS SECOND-ROUND SELECTION

Isaiah Roby ended Nebraska's NBA Draft drought, as he was selected in the second round by the Detroit Pistons (No. 45 overall) before his rights were traded to Dallas. It was the highest a Husker basketball player had been picked since Tyrone Lue went with the No. 23 pick in the 1998 NBA Draft.

HUSKERS IN THE PROS

NBA or NBA G League

Player (Years at NU)	Current Team	League
Isaiah Roby (2017-19)	Oklahoma City Thunder	NBA/G League
Andrew White III (2015-16)	Westchester Knicks	G League
Evan Taylor (2017-18)	Agua Caliente Clippers	G League
James Palmer Jr. (2018-19)	Agua Caliente Clippers	G League
Isaac Copeland Jr. (2018-19)	Texas Legends	G League

Overseas

Player (Years at NU)	Current Team	Country
Jason Dourisseau (2003-06)	Donar Groningen	Holland
Kris Douse (2007)	BC Mess	Luxembourg
Sek Henry (2007-10)	New Zealand Breakers	Australia
Ryan Anderson (2007-10)	Niagara River Lions	Canada
Christian Stanhardinger (2010-11)	San Migueil	Philippines
Toney McCray (2009-12)	Club Doha	Qatar
Caleb Walker (2011-12)	Fos Provence	France
Jorge Brian Diaz (2010-12)	Quebradillas	Puerto Rico
Bo Spencer (2012)	Abejas	Mexico
Ray Gallegos (2010-14)	Laguneros	Mexico
Terran Petteway (2014-15)	Pistoria	Italy
Tarin Smith (2015)	Orzi Basket	Italy
Shavon Shields (2013-16)	Baskonia	Spain
Tai Webster (2014-17)	Galatasaray	Turkey
Jack McVeigh (2016-18)	Adelaide	Australia
Duby Okeke (2018)	Hestia Menorca	Spain
Anton Gill (2017-18)	Raales	Dominican Republic
Glynn Watson Jr. (2016-19)	Lavrio	Greece

Big Ten Team Rankings (March 10)

Category	Overall (Rk.)	B1G (Rk.)
Scoring Offense	70.0 (10)	68.1 (8)
Scoring Defense	77.7 (14)	79.4 (14)
Scoring Margin	-7.7 (14)	-11.3 (14)
Free Throw Pct.	.599 (14)	.617 (14)
Field Goal Pct.	.409 (14)	.399 (14)
Field Goal Pct. Def.	.448 (14)	.462 (14)
3-Point Pct.	.320 (10)	.314 (10)
3-Point Pct. Def	.341 (11)	.340 (12)
Rebounding Margin	-9.6 (14)	-9.7 (14)
Blocked Shots	2.4 (14)	2.0 (14)
Assists	13.9 (6)	14.3 (4)
Steals	6.9 (2)	7.0 (1)
Turnover Margin	+2.1 (1)	+1.6 (3)
Assist/Turnover Ratio	1.2 (9)	1.2 (8)
3-Pointers/Gm	7.9 (4)	8.0 (3)

Big Ten Individual Leaders (March 10)

Category	Name	Overall (Rk.)	B1G (Rk.)
Scoring	Cheatham	13.0 (18)	13.1 (14)
	Burke	12.2 (19)	12.9 (17)
	Mack	12.0 (21)	11.6 (23)
	Thorbjarnarson	-	10.6 (26)
Rebounding	Ouedraogo	6.5 (13)	6.7 (10)
	Thorbjarnarson	-	5.5 (20)
Assists	Mack	6.4 (3)	6.8 (2)
3-Pt. Pct.	Thorbjarnarson	.384 (10)	-
3-Pt/Gm	Thorbjarnarson	-	1.8 (8)
	Mack	-	1.8 (8)
Steals	Mack	1.3 (3)	1.1 (12)
	Burke	1.4 (2)	1.4 (1)
	Thorbjarnarson	1.1 (10)	1.1 (12)
	Cheatham	1.1 (10)	1.3 (3)
Asst./To Ratio	Mack	2.4 (5)	2.7 (3)
Minutes	Mack	34.8 (2)	35.5 (5)
	Thorbjarnarson	-	34.0 (10)

HUSKERS TO PARTICIPATE IN 2020 MYRTLE BEACH INVITATIONAL

A potential old conference matchup could be on the horizon, as ESPN announced the field for the 2020 Myrtle Beach Invitational on Nov. 21.

The third-annual event is held in the HTC Center on the campus of Coastal Carolina and takes place Nov. 19, 20 and 22, 2020. The eight-team field for the event includes Charlotte (Conference USA), Dayton (Atlantic 10), Loyola (Missouri Valley), Missouri (Southeastern), Penn (Ivy), Pittsburgh (Atlantic Coast) and Utah State (Mountain West).

In all, four of the eight teams reached postseason play last season, including Utah State, Dayton and Loyola (Chicago) along with the Huskers.

The Huskers and Missouri have a long history that dates back to 1908. The teams have squared off 219 times over the years, but have not met since the Huskers joined the Big Ten in 2011. NU topped Dayton in the 2016 Wooden Legacy, while a potential matchup with Penn could be the first since the Quakers upset the Huskers in the 1994 NCAA Tournament.

NU has played Pitt just four times, but not since 2000, while the Huskers and Utah State have not played since 1978. Charlotte is the only team in the field the Huskers have not played.

minutes against Minnesota on Sunday.

- He will become the third freshman to lead NU in rebounding in a season, joining Aleks Maric (6.3, 2005-06) and John Turek (6.2, 2001-02).

- Ouedraogo's best performance of the year came against Northwestern on March 1, when he posted his third double-double of the season with season highs in points (11), rebounds (19) and minutes (38). His 19 rebounds were the most ever by a Husker freshman and most by any Husker since 2007.

- Ouedraogo became Nebraska's freshman leader in rebounds against Ohio State and now has 197 on the season, breaking the record of 169 by Aleks Maric in 2004-05. Maric eventually became a two-time all-conference performer under Doc Sadler and played for Australia in the 2012 Olympics.

- Ouedraogo's three double-doubles ties for the most ever by a Husker freshman, as he also had double-doubles against Illinois (11 points/10 rebounds) on Feb. 24 and vs. Texas A&M-Corpus Christi (11 points/14 rebounds) on Dec. 29.

- His 10 rebounds against Indiana on Dec. 13 marked the second-highest rebounding total for a Husker freshman in his first conference game, trailing only Dave Hoppen in 1983.

- Ouedraogo played for the French U-18 squad at the 2019 European Championships in July, as France went 6-1 and finished fifth in the competition.

NU FRESHMAN SINGLE-GAME BOARDS

No.	Player, Opponent (Date)
19	Yvan Ouedraogo vs. NW (3/1/2020)
17	Ron Taylor vs. UNI (12/20/1973)
17	Brian Conklin vs. K-State (2/14/2001)

MAKING STRIDES IN B1G PLAY

Games	PPG	FG Pct.	RPG
First 10 B1G	4.7	.370	5.7
Last 8 B1G	6.8	.500	7.6

CROSS LIFTS BENCH PRODUCTION

Freshman Kevin Cross has been a key contributor for the Huskers. The 6-foot-8 freshman from Little Rock, Ark., has been Nebraska's sixth man for most of 2019-20, averaging 6.5 points and 3.8 rebounds per game.

- Cross is sixth on the team in 3-pointers (28) and fifth in assists (37) while playing just 18.0 minutes per game. Because of the Huskers' lack of interior size, Cross has played center as a true freshman after being a forward during his high school career.

- He ranks seventh among Big Ten true freshmen in scoring and sixth in rebounding as of March 9.

- Cross has reached double figures eight times, which is the most by a Husker freshman since Glynn Watson (15) in 2015-16. His most recent double-figure effort was a 10-point performance against Minnesota on March 8.

- He matched his conference high in points (17) and 3-pointers (three) while dishing out a pair of assists against Michigan on Jan. 28.

- Cross enjoyed one of his best efforts of the season at Wisconsin on Jan. 21, finishing with 17 points on 6-of-11 shooting in 20 minutes. He also had a season-best three steals against the Badgers.

- He played a complete game in the win over Washington State on Nov. 25, scoring 14 points, grabbing a season-high eight rebounds and blocking two shots in 27 minutes.

- Against Southern Utah on Nov. 9, Cross had a season-high 19 points, which is the most by a Husker freshman since the 2016-17 season. It was also the most by a Husker freshman since Shavon Shields also had 19 against Michigan State in 2013.

BURKE SHOWS SCORING TOUCH

The other returnee from the 2018-19 season, Dachon Burke Jr. waited in the wings after transferring from Robert Morris. A 6-foot-4 guard, Burke has shown the skills to flourish in Fred Hoiberg's attack, averaging 12.2 points, 3.4 rebounds per game and 15 steals per game. He missed the Minnesota game because of a suspension and won't play in the Big Ten Tournament.

- He is second in the Big Ten in steals and is the only player in the Big Ten this season with two games of at least five steals. Burke also paces the Huskers in blocked shots (17).

- Since missing the Maryland game with an illness, he has averaged 15.3 points per game on 43 percent shooting, including 43 percent from 3-point range, and 1.8 steals per game over his last six games.

- He has reached double figures in eight straight games, his longest stretch of the season, and in 19 of 29 games this season.

- His four 20-point games ties for the team lead, including a 21-point game against Michigan State on Feb. 20. In that game, he finished with 21 points - including 18 in the first half - on 7-of-15 shooting and tied his season high with four 3-pointers.

- His other 20-point efforts this season include a season-high 25-point effort against Indiana on Dec. 13, a 21-point performance against South Florida on Nov. 27 and a 20-point, eight-rebound outing at Wisconsin on Jan. 21.

Two years ago, Burke was one of the best players in the Northeast Conference, averaging 17.6 points per game while adding 5.8 rebounds and a conference-best 2.1 steals per contest to earn second-team all-conference recognition.

FROM COLLEGE TO THE NBA AND BACK AGAIN

Nebraska's Fred Hoiberg is in an exclusive club, as he is one of just 10 current Division I coaches to coach in Division I and in the NBA. He spent three-plus seasons with the Chicago Bulls, guiding the Bulls to the NBA Playoffs in 2016. Hoiberg's 270 regular-season NBA games are the most of the 10 former NBA coaches in the collegiate ranks. Hoiberg also brings five years of NBA front office experience, as he worked with the Minnesota Timberwolves from 2005 to 2010.

Coach, School	NBA Head Coach, Years
Fred Hoiberg, Nebraska	Chicago, 2015-18
Larry Krystkowiak, Utah	Milwaukee, 2007-08
Terry Porter, Portland	Milwaukee, 2003-05; Phoenix 2008-09
Lon Kruger, Oklahoma	Atlanta, 2000-03
Eric Musselman, Arkansas	Golden State, 2002-04; Sacramento, 2006-07

Mike Dunlap, Loyola Marymount
Darrell Walker, Ark. Little Rock
John Calipari, Kentucky
Leonard Hamilton, Florida State
Lindsey Hunter, Miss. Valley State

Charlotte, 2012-13
Toronto, 1996-98; Washington, 1999-2000
New Jersey, 1996-99
Washington, 2000-01
Phoenix, 2013

HUSKER FAMILY TIES RUN DEEP FOR HOIBERG

While Fred Hoiberg grew up in Ames and played his high school (Ames High School) and college basketball (Iowa State) there, he was born in Lincoln and has numerous ties to the city and to the University of Nebraska.

- Fred's father (Eric) and mother (Karen) both earned their undergraduate degrees from Nebraska in 1966. In fact, Eric earned his undergraduate degree, Master's degree, and Ph.D. in sociology from the university.
- His maternal grandfather was former Husker basketball coach Jerry Bush. Known as the "Big Bear of the Coliseum," Bush guided NU from 1955 to 1963, and directed two of the greatest upsets ever – a 43-41 victory over top-ranked Kansas and Wilt Chamberlain, and a 55-48 victory over No. 4 Kansas State and Olympian Bob Boozer during the 1957-58 campaign.
- His paternal grandfather (Otto) received his Master's Degree and Ph.D from Nebraska. He joined the faculty of the University of Nebraska in 1948, where he taught sociology and served as director of the community development program in the University of Nebraska Extension Division.

CHEATHAM EARNS WHITEHEAD SCHOLARSHIP

Haanif Cheatham was recognized during the Northwestern game as the recipient of the 2019-20 Bus Whitehead Scholarship. The honor recognizes a player who has a high level of athletic achievement, moral character, effective leadership skills, integrity and a commitment to excellence in all endeavors.

The endowed scholarship, which was created in 2013, honors one of the most legendary figures in Husker basketball history. Whitehead was a two-time all-conference selection who guided the Huskers to consecutive Big Seven championships in 1949 and 1950.

HUSKER ATTENDANCE CONTINUES TO BE AMONG NATION'S BEST

Since moving into Pinnacle Bank Arena in 2013-14, the Huskers have ranked in the top 15 in attendance nationally in each of the past six seasons and the streak should continue in 2019-20. The Huskers finished the home portion of their campaign averaging 15,605 fans per game for 16 home games. The mark set NU's single-season mark, breaking the average of 15,569 set during the 2014-15 season.

- In 2018-19, Nebraska averaged 15,341 fans per home game to rank 10th nationally in attendance, matching the highest rank in school history.
- Nebraska is one of nine schools in the country to average 15,000+ fans per contest in each of the last six seasons (2014-19), joining Kentucky, Syracuse, Louisville, North Carolina, Wisconsin, Indiana, Kansas and Creighton.
- The Big Ten Conference has led NCAA Basketball in attendance for 43 straight years, dating back to the 1976-77 season. Last season, Big Ten schools drew more than a combined three million fans for the fifth straight year.

Filling Up Pinnacle Bank Arena

Season	Average	NCAA Rank
2013-14 (1st year of PBA)	15,419	13th
2014-15	15,569	10th
2015-16	15,430	11th
2016-17	15,427	11th
2017-18	15,494	11th
2018-19	15,341	10th
2019-20	15,605	11th

HUSKERS ADD VEDRAL, BANKS TO ROSTER

Nebraska men's basketball coach Fred Hoiberg announced Tuesday afternoon that Husker football players Brant Banks and Noah Vedral have been added to the basketball program. Both players accompanied the team to the Big Ten Tournament and will be available for Wednesday's first-round game against Indiana.

Noah Vedral

- Served as Nebraska's backup quarterback in 2019, playing in six games with a pair of starts.
- Completed 14-of-16 passes for 201 yards and rushed seven times for 21 yards and two scores vs. Indiana.
- Started his career at UCF under Scott Frost, playing in eight games in 2017, as the Knights went a perfect 13-0.
- Named the Lincoln Journal Star Co-Athlete of the Year in 2017, as he played football, basketball and track at Bishop Neumann High School.
- Played four years of basketball, helping the school to three C-1 state titles and a 98-16 record.
- Two-time all-state pick who totaled 1,286 points and 267 career steals.
- Averaged 13.6 ppg as a senior and 14.1 ppg as a junior, leading Bishop Neumann HS to back-to-back state titles.

Brant Banks

- Redshirted in football in 2019, but took advantage of the rule allowing up to four games, as he saw action at offensive tackle in NU's win over Maryland.
- Was a first-team all-district honoree at offensive tackle as well as a second-team all-district pick on the defensive side of the ball at Westbury Christian High School in 2018.
- Averaged 11.5 points and 7.6 rebounds per game as a junior (2017-18) and did not play as a senior as he enrolled at Nebraska in January of 2019.

FAMILIAR FACES FOR HOIBERG ON HUSKER STAFF

One strength of the Husker coaching staff is a familiarity with each other, as three staff members had worked with Hoiberg as assistant coaches during his previous stint at Iowa State from 2010 to 2015. Matt Abdelmassih also worked under Hoiberg in the front office with the Minnesota Timberwolves, while Bobby Lutz was an assistant coach with the Windy City Bulls in the G League while Hoiberg coached the Chicago Bulls.

Previous Experience with Fred Hoiberg

Staff Member	Coaching Experience with Hoiberg
Matt Abdelmassih, Assistant Coach	Iowa State (2010-15)
Doc Sadler, Assistant Coach	Iowa State (2013-14)
Bobby Lutz, Special Asst.	Iowa State (2010-11)

YOU CAN GO HOME AGAIN: PART 2

Assistant Coach Doc Sadler brings a unique perspective to the Husker basketball staff, as he returns to Lincoln after serving as the head coach at Southern Miss for the last five seasons. Sadler helped Southern Miss improve its win total in each of the last four seasons, including a 20-13 mark and Conference USA semifinal appearance in 2018-19. Sadler returns to a program that he served as head coach for six seasons, guiding the Huskers to 101 wins and three postseason appearances in his six-year tenure.

It is rare for a coach to return to a program as an assistant coach, as the only other known example is Marty Wilson, who was the interim head coach at Pepperdine in 1996 before returning to the school as an assistant coach in 2008.

STEVENSON DENIED NCAA WAIVER

Nebraska Athletics announced Nov. 26 that men's basketball player Shamiel Stevenson was denied a waiver and will not be eligible to compete until the start of the 2020-21 season.

Stevenson, a junior guard/forward from Toronto, Canada, will have two full years of eligibility remaining. He joins fellow transfers Dalano Banton and Derrick Walker as being eligible for the start of the 2020-21 season.

Stevenson transferred to Nebraska in May of 2019 from Nevada after Head Coach Eric Musselman took the Arkansas head coaching position. Stevenson began his career at Pittsburgh, where he played as a freshman, as well as four games as a sophomore before transferring at the end of the 2018 fall semester. Stevenson averaged 8.0 points and 4.1 rebounds per game in 36 games at Pittsburgh, and did not play at Nevada.

CURTIS TRANSFERS AFTER FALL SEMESTER

Nebraska freshman guard Samari Curtis has decided to transfer from the men's basketball program, head coach Fred Hoiberg announced on Dec. 7.

Curtis, a 6-foot-4, 190-pound guard from Xenia, Ohio, appeared in NU's first eight games this year, averaging 1.8 points and 0.9 rebounds per game.

NEBRASKA HEAD COACH FRED HOIBERG

AT NEBRASKA (2019-PRESENT)

• Hired as Nebraska's 28th men's basketball coach on March 30, 2019, a position his grandfather (Jerry Bush) held for nine seasons from 1954 to 1963.

CHICAGO BULLS (2015-18)

- Coached the Chicago Bulls for three-plus seasons, posting a 115-155 record.
- Became just the fifth coach in franchise history to post a winning record in his debut season.
- Took the Bulls to the 2017 NBA Playoffs where they won the first two games against the top-seeded Boston Celtics, as the Bulls were the first No. 8 seed to take a 2-0 lead against a No. 1 seed since 1993.
- Was the fifth coach in NBA history to have each of his first two career playoff victories come on the road.

IOWA STATE (2010-15)

- Served as head coach at his alma mater for five seasons, posting a 115-56 record, which is the top winning percentage in school history (.673).
- Led the Cyclones to four straight NCAA Tournament appearances - a program record - while his 115 wins were the most in a five-year stretch in school history.
- Guided Iowa State to back-to-back Big 12 Tournament titles in 2014 and 2015.
- Produced four All-Americans, 12 All-Big 12 honorees and 10 players who played in the NBA.
- Named Big 12 Coach of the Year in 2012, as the Cyclones went from three conference wins to 12 in one season.
- Won 28 games and reached the NCAA Sweet 16 in 2014.
- Led the Big 12 in scoring offense in two of his last four seasons and topped the conference in 3-pointers four times in five years.

MINNESOTA TIMBERWOLVES (2005-10)

- Served as Vice President of Basketball Operations in 2009-10, overseeing the day-to-day operations of basketball programs including college and pro scouting, salary cap management and NBA Draft preparations.
- Was the Assistant General Manager for three seasons, helping the Timberwolves orchestrate a draft-day trade for five-time all-star Kevin Love in 2008.

AS AN NBA PLAYER (1995-2005)

- Spent 10 years in the NBA with the Indiana Pacers (four seasons), Chicago Bulls (four seasons) and Minnesota Timberwolves (two seasons) after being selected in the second round of the 1995 NBA Draft.
- Was a member of three NBA Playoff Teams, including a Timberwolves team that reached the 2004 Western Conference Finals.
- Shot 40 percent from 3-point range during his career and led the NBA in 3-point shooting in his final season (48.3, 2004-05).
- Ended his NBA career abruptly at the age of 33 after undergoing open-heart surgery to repair an aneurysm in his aortic root.

IOWA STATE PLAYING CAREER (1991-95)

- Started all four seasons at Iowa State, averaging 15.8 points, 6.9 rebounds, 2.8 assists and 1.6 steals per game in his collegiate career.
- His No. 32 was retired by Iowa State in 1997 and Hoiberg is a member of the ISU Hall of Fame.
- Garnered third-team All-America honors as a senior in 1994-95, averaging 19.9 points per game to help the Cyclones win a then-school-record 23 games and was named Big Eight Co-Male Athlete of the Year in 1995.
- Two-time Academic All-American who was inducted into the CoSIDA Academic Hall of Fame in 2016.



FRED HOIBERG'S COLLEGIATE COACHING RECORD

Year	School	Overall Record	Pct.	Conf. Record	Pct	Conf. Finish	Postseason
2010-11	Iowa State	16-16	.500	3-13	.188	12th	None
2011-12	Iowa State	23-11	.676	12-6	.677	T-3rd	NCAA Third Round
2012-13	Iowa State	23-12	.657	11-7	.611	T-4th	NCAA Third Round
2013-14	Iowa State	28-8	.778	11-7	.611	T-3rd	NCAA Sweet 16
2014-15	Iowa State	25-9	.735	12-6	.677	T-2nd	NCAA Second Round
2019-20	Nebraska	7-24	.226	2-18	.100	14th	
Totals		122-80	.604	51-57	.472	-	

2019-20 TELEVISION/RADIO ROSTER




0 | AKOL AROP
Fr. | F | 6-6 | 190




1 | KEVIN CROSS
Fr. | F | 6-8 | 240



3 | CAM MACK
So. | G | 6-2 | 175



4 | SHAMIEL STEVENSON
Jr. | G/F | 6-6 | 245



11 | DACHON BURKE JR.
Jr. | G | 6-4 | 180



13 | DERRICK WALKER
Jr. | F | 6-8 | 235



21 | JACE PIATKOWSKI
Jr. | G | 6-3 | 175



22 | HAANIF CHEATHAM
Sr. | G | 6-5 | 195



23 | JERVAY GREEN
Jr. | G | 6-3 | 210



24 | YVAN OUEDRAOGO
Fr. | F | 6-9 | 260



25 | MATEJ KAVAS
Sr. | G | 6-8 | 200



30 | CHARLIE EASLEY
Fr. | G | 6-2 | 190



34 | THORIR THORBJARNARSON
Jr. | G | 6-6 | 206



44 | BRET PORTER
Fr. | F | 6-6 | 215



45 | DALANO BANTON
So. | G | 6-8 | 195



FRED HOIBERG
Head Coach



MATT ABDELMASSIH
Assistant Coach



ARMON GATES
Assistant Coach



DOC SADLER
Assistant Coach



BOBBY LUTZ
Special Assistant to the Head Coach



LUCA VIRGILIO
Director of Basketball Operations



TIM WILSON
Strength Coach



MATT HOLT
Video Coordinator



BUZZY CARUTHERS
Director of Player Development



R.J. PIETIG
Athletic Trainer



PAT NORRIS
Equipment Manager



SHERYL BURBACH
Assistant Director of Basketball Operations



JOHN HARRIS JR.
Graduate Manager



VINCE FRITZ
Graduate Manager

Nebraska Team

Ranked in the top 5 (AP Poll) Never Happened
 Ranked in the top 10 (AP Poll) March 1, 1966
 Ranked in the top 20 (AP Poll) Jan. 2, 1995
 Ranked in the top 25 (AP Poll) Dec. 31, 2018 (No. 24)
 Ranked in the top 25 (USA Today Coaches Poll) Dec. 31, 2018 (No. 23)

Played AP Poll No. 1 ranked team lost at No. 1 Indiana (47-76), 2/13/2013
 Defeated AP Poll No. 1 ranked team at No. 1 Missouri (67-51), 2/6/1982
 Played AP Poll No. 2 ranked team lost at No. 2 Michigan (47-62), 1/9/13
 Defeated AP Poll No. 2 ranked team vs. No. 2 Oklahoma State (85-69), 2/5/1992
 Played Team Ranked 1-5 by AP lost at No. 3 Michigan State (57-86), 12/3/2017
 Defeated Team Ranked 1-5 by AP vs. No. 3 Texas (70-67), 2/19/2011
 Played Team Ranked 6-10 by AP lost to No. 9 Maryland (70-72), 2/11/2020
 Defeated Team Ranked 6-10 by AP vs. No. 9 Wisconsin (77-68), 3/9/2014
 Defeated Team Ranked 11-25 by AP vs. No. 21 Maryland (68-61), 3/14/2019
 Defeated Team Ranked 1-10 by AP on Road at No. 9 Michigan State (60-51), 2/16/2014
 Defeated Ranked Team by AP on Road vs. No. 25 Indiana (66-51), 1/14/2019

Scored 100 or more points 106; vs. Mississippi Valley State, 11/6/2018
 Scored 90 or more points 90; at Indiana, 12/13/2019
 Scored 80 or more points 90; at Indiana, 12/13/2019
 Scored less than 50 points 47; vs. UC Riverside, 11/5/2019
 Scored less than 40 points 38; at Oregon, 12/15/2012
 Shot 75% from the field750, vs. Nebraska-Omaha (42-56), 1/25/1988 \$
 Shot 70% from the field723; vs. UNC Wilmington (34-47), 12/5/1997
 Shot 60% from the field628; vs. Northwestern (27-43), 2/3/2015

Made 50 or more free throws Never Happened
 Made 40 or more free throws 43, vs. Texas (43-59), 1/3/1996 - \$
 Made 30 or more free throws 37; vs. UTSA (37-50), 12/20/2017
 Made 25 or more free throws 25; vs. Illinois (25-30), 12/2/2018
 Attempted 60 or more free throws 60, vs. Kansas State (36-60), 1/11/1954 - \$
 Attempted 50 or more free throws 50, vs. UTSA (37-50), 12/20/2017
 Attempted 40 or more free throws 50, vs. UTSA (37-50), 12/20/2017
 Attempted 30 or more free throws 30; vs. Northwestern (8-30), 3/1/2020
 Shot 100% from the foul line (min 10 att.) 1.000; at Penn State (16-16), 1/19/2013
 Shot 95% from the foul line (min 10 att.) 1.000; at Penn State, (16-16), 1/19/2013
 Shot 90% from the foul line (min 10 att.)913; vs. Oklahoma State (21-23), 12/16/2018

Made 20 or more 3-pointers Never Happened
 Made 15 or more 3-pointers 15; vs. Mississippi Valley State (15-37), 11/6/2018
 Made 10 or more 3-pointers 12; vs. Northwestern (12-32), 3/1/2020
 Made 0 3-pointers 0; vs. Jacksonville State (0-5), 12/18/2012
 Held Opponent to 0 3-pointers 0; Southeastern Louisiana, 11/22/2015
 Attempted 40 or more 3-pointers Never Happened
 Attempted 30 or more 3-pointers 32; vs. Northwestern (12-32), 3/1/2020
 Attempted 20 or more 3-pointers 22; at Minnesota (5-22), 3/11/2020
 Shot 75% from 3-point range (min. 10 att.)750, vs. UT-Pan American (9-12), 12/2/2009 - \$
 Shot 60% from 3-point range (min. 10 att.)647; vs. USC (11-17), 12/3/2012
 Shot 50% from 3-point range (min. 10 att.)500; vs. Washington State (9-18), 11/25/2019
 Shot 50% from 3-point range (min. 20 att.)571; vs. Southern (12-21), 11/22/2019

Had 60 or more rebounds 60; vs. Oral Roberts, 12/22/1999
 Had 50 or more rebounds 50; at Illinois, 2/2/2019

Had 30 or more assists 35, vs. Northeastern Illinois, 12/21/1994
 Had 25 or more assists 28; vs. North Carolina A&T, 12/19/2005
 Had 20 or more assists 22; vs. Purdue, 12/22/2019
 Had 15 or more assists 15; vs. Northwestern, 3/1/2020

Had 20 or more steals 23, vs. Texas Tech, 3/4/1999 - \$
 Had 15 or more steals 16, Northwestern, 3/1/2020
 Had 10 or more steals 16, Northwestern, 3/1/2020

Had 15 or more blocked shots 15, vs. Coppin State, Dec. 6, 1996 - \$
 Had 10 or more blocked shots 14; at Northwestern, 1/2/2018

Had 30 or more turnovers 31, at Creighton, 12/11/2005
 Had 20 or more turnovers 22; at Michigan, 3/5/2020
 Had less than 5 turnovers 5; vs. Purdue, 2/23/2019

Nebraska Player...

Had 20 or more points: 20; Haanif Cheatham vs. Northwestern, 3/1/2020
Had 25 or more points: 25; Dachon Burke Jr. at Indiana, 12/13/2019
Had 30 or more points: 34; James Palmer Jr. vs. Rutgers, 3/13/2019
Had 40 or more points: 41; Aleks Maric vs. Kansas State, 2/13/2007

Had No Player in Double Figures: vs. Ohio State, 1/21/2012
Had Five Players with 10 or more points vs. Iowa, 1/7/2020
 Thorir Thorbjarnarson (17); Cam Mack (15); Haanif Cheatham (14); Dachon Burke Jr. (13); Kevin Cross (11)
Had Six Players with 10 or more points vs. Southeastern Louisiana, 11/11/2018
 James Palmer Jr (17); Glynn Watson Jr. (16); Isaac Copeland (11);
 Isaiah Roby (10); Thomas Allen (10); Brady Heiman (10)
Two Huskers with 20 or more points, same game: at Indiana, 12/13/2019
 Haanif Cheatham (21) and Dachon Burke (25)
Three Huskers with 20 or more points, same game: Iowa, 3/10/2019
 James Palmer Jr. (30), Glynn Watson Jr. (23), Isaiah Roby (23)
Two Huskers with 30 or more points, same game: vs. Oregon, 11/25/1995
 Tyronn Lue (30) & Jaron Boone (30) - only time in school history

Had 10 or more rebounds: 19; Yvan Ouedraogo vs. Northwestern, 3/1/2020
Had 15 or more rebounds: 19; Yvan Ouedraogo vs. Northwestern, 3/1/2020
Had 20 or more rebounds: 21, Kimani Ffriend vs. Oral Roberts, 12/22/1999
Had 25 or more rebounds: 26, Bill Johnson vs. Iowa State, 1/4/1954 - \$
Two Huskers with 10 or more rebounds, same game: vs. Stetson, 12/29/2017
 (Tanner Borchardt, 10; Jordy Tshimanga, 10)
Three Huskers with 10 or more rebounds, same game: vs. Texas Tech, 1/19/2000
 (Steffon Bradford 16; Kimani Ffriend 12; Louis Truscott 11)

Had 5 or more 3-pointers: 5; Cam Mack vs. Michigan (5-7), 1/28/2020
Had 6 or more 3-pointers: 7; Glynn Watson Jr. vs. Iowa (7-12), 3/10/2019
Had 7 or more 3-pointers: 7; Glynn Watson Jr. vs. Iowa (7-12), 3/10/2019
Had 8 or more 3-pointers: 8; Cary Cochran, vs. Baylor (8-13), 2/27/2002 - \$

Had 5 or more assists: 7; Cam Mack vs. Northwestern, 3/1/2020
Had 10 or more assists: 12; Cam Mack vs. Iowa, 1/7/2020
Had 15 or more assists: 15; Charles Richardson vs. Rutgers, 12/2/2006
Had 18 or more assists: 18; Brian Carr, at Evansville, 1/3/1985 - \$

Had 5 or more blocked shots: 5; Isaiah Roby vs. Northwestern, 2/16/2019
Had 6 or more blocked shots: 6; Isaiah Roby vs. Eastern Illinois, 11/11/2017
Had 7 or more blocked shots: 7; John Turek vs. Colorado, 3/2/2005
Had 9 or more blocked shots: 9; Mikki Moore vs. Coppin State, 12/6/1996 - \$
Had 10 or more blocked shots: Never Happened

Had 5 or more steals: 5; Dachon Burke Jr. vs. Northwestern, 3/1/2020
Had 6 or more steals: 6; Glynn Watson Jr. vs. Long Beach State, 11/26/2017
Had 7 or more steals: 7; Brandon Richardson at Ohio State, 1/3/2012
Had 8 or more steals: 8, Cookie Belcher vs. Oklahoma St., 2/7/2001 - \$
Had 10 or more steals: Never Happened

Had Triple-Double (Points/Rebounds/Assists): Cam Mack vs. Purdue, 12/15/2019 (11/10/12)
Had Double-Double (Points/Assists): Cam Mack vs. Iowa, 1/7/2019 (15/10)
Had Double-Double (Points/Rebounds): Yvan Ouedraogo vs. Northwestern, 3/1/2020 (11/19)
Had Double-Double (Points/Steals): Never Happened
Had Double-Double (Points/Blocks): Never Happened

\$ - School Record - # - Tied School record
 As of 3/12/2020

NEBRASKA SEASON/CAREER STATS VS. INDIANA

Game Records

Record	Overall	Home	Away	Neutral
ALL GAMES	0-2	0-1	0-1	0-0
CONFERENCE	0-2	0-1	0-1	0-0
NON-CONFERENCE	0-0	0-0	0-0	0-0

Score by Periods

Team	1st	2nd	OT	TOT
Nebraska	80	76	8	164
Opponents	86	78	14	178

Team Box Score

No.	Player			Total		3-Point		F-Throw		Rebounds												
		GP-GS	MIN	AVG	FG-FGA	FG%	3FG-FGA	3FG%	FT-FTA	FT%	OFF	DEF	TOT	AVG	PF	DQ	A	TO	BLK	STL	PTS	AVG
11	BURKE, Dachon	2-2	68:17	34.1	14-28	.500	4-12	.333	5-8	.625	1	4	5	2.5	5	0	2	3	0	4	37	18.5
3	MACK, Cam	2-2	81:51	40.9	10-29	.345	6-16	.375	9-13	.692	0	6	6	3.0	6	0	19	7	1	2	35	17.5
22	CHEATHAM, Haanif	2-2	75:23	37.7	11-25	.440	4-11	.364	5-7	.714	0	7	7	3.5	2	0	6	1	0	0	31	15.5
34	THORBJARNARSON, Thorir	2-2	78:19	39.2	12-21	.571	4-10	.400	2-2	1.000	1	9	10	5.0	8	0	4	3	0	3	30	15.0
24	OUEDRAOGO, Yvan	2-2	55:01	27.5	6-15	.400	0-0	.000	1-4	.250	7	8	15	7.5	5	0	1	3	0	1	13	6.5
30	EASLEY, Charlie	2-0	18:24	9.2	2-5	.400	2-3	.667	2-2	1.000	1	0	1	0.5	4	0	0	0	0	3	8	4.0
1	CROSS, Kevin	2-0	28:16	14.1	2-8	.250	1-5	.200	3-4	.750	3	6	9	4.5	7	1	3	2	0	0	8	4.0
23	GREEN, Jervay	1-0	06:12	6.2	1-2	.500	0-1	.000	0-0	.000	0	1	1	1.0	2	0	0	1	0	0	2	2.0
0	AROP, Akol	1-0	00:02	0.0	0-0	.000	0-0	.000	0-0	.000	0	0	0	0.0	0	0	0	0	0	0	0	0.0
25	KAVAS, Matej	2-0	13:15	6.6	0-5	.000	0-4	.000	0-0	.000	0	0	0	0.0	2	0	0	0	0	0	0	0.0
Team											6	1	7									
Total		2	425		58-138	.420	21-62	.339	27-40	.675	19	42	61	30.5	41	1	35	20	1	13	164	82.0
Opponents		2	425		63-129	.488	13-51	.255	39-58	.672	31	71	102	51.0	31	1	35	31	14	7	178	89.0

Team Statistics

	NEBR	OPP
Scoring	164	178
Points per game	82.0	89.0
Scoring margin	-7.0	-
Field goals-att	58-138	63-129
Field goal pct	.420	.488
3 point fg-att	21-62	13-51
3-point FG pct	.339	.255
3-pt FG made per game	10.5	6.5
Free throws-att	27-40	39-58
Free throw pct	.675	.672
F-Throws made per game	13.5	19.5
Rebounds	61	102
Rebounds per game	30.5	51.0
Rebounding margin	-20.5	-
Assists	35	35
Assists per game	17.5	17.5
Turnovers	20	31
Turnovers per game	10.0	15.5
Turnover margin	+5.5	-
Assist/turnover ratio	1.8	1.1
Steals	13	7
Steals per game	6.5	3.5
Blocks	1	14
Blocks per game	0.5	7.0
Winning streak	0	-
Home win streak	0	-
Attendance	15925	17222
Home games-Avg/Game	1-15925	1-17222
Neutral site-Avg/Game	-	0-0

Team Results

Date	Opponent		Score	Att.
12/13/2019	at Indiana	Lot	90-96	17222
01/18/2020	Indiana	L	74-82	15925



Officials: Larry Sciroto, Paul Szec, Keith Kimble

INDIANA 96
NEBRASKA 90
 Dec. 13, 2019
 Bloomington, Indiana

Nebraska - 90

Record: 4-6 (0-1)

NO.	Name	Min	FG		3P		FT		Rebounds			Fouls		TP	AS	TO	ST	Blocks		+/-
			M-A	M-A	M-A	M-A	OR	DR	TOT	PF	FD	BS	BA							
24	Yvan Ouedraogo	F 32:38	4-11	0-0	1-4	5	5	10	4	3	9	1	2	1	0	2	-2			
3	Cam Mack	G 44:31	5-14	3-8	2-2	0	3	3	3	2	15	10	4	2	0	2	-5			
11	Dachon Burke	G 40:28	9-16	4-8	3-4	0	1	1	4	3	25	2	2	2	0	1	-6			
22	Haanif Cheatham	G 41:10	7-15	2-6	5-6	0	6	6	2	3	21	3	0	0	0	1	-3			
34	Thorir Thorbjarnarson	G 41:01	7-12	3-5	0-0	0	1	1	4	1	17	1	1	0	0	0	-1			
1	Kevin Cross	12:22	1-3	0-2	1-2	3	4	7	2	2	3	2	0	0	0	0	-4			
25	Matej Kavas	10:34	0-3	0-0	0-0	0	0	0	2	0	0	0	0	0	0	0	-8			
30	Charlie Easley	02:15	0-1	0-0	0-0	0	0	0	2	0	0	0	0	0	0	0	-1			
00	Akol Arop	00:01	0-0	0-0	0-0	0	0	0	0	0	0	0	0	0	0	0	0			
Team						3	0	3			0									
Totals			33-75	12-32	12-18	11	20	31	23	14	90	19	9	5	0	6	-6			

Shooting By Period		
1st	FG%	15-33 45.5%
	3PT%	4-13 30.8%
	FT%	5-5 100%
2nd	FG%	16-36 44.4%
	3PT%	6-14 42.9%
	FT%	5-9 55.6%
OT	FG%	2-6 33.3%
	3PT%	2-5 40.0%
	FT%	2-4 50%
GM	FG%	33-75 44.0%
	3PT%	12-32 37.5%
	FT%	12-18 66.7%

Dead Ball Rebounds: 2, 0

Technical Fouls: NONE

Indiana - 96

Record: 10-1 (1-1)

NO.	Name	Min	FG		3P		FT		Rebounds			Fouls		TP	AS	TO	ST	Blocks		+/-
			M-A	M-A	M-A	M-A	OR	DR	TOT	PF	FD	BS	BA							
3	Justin Smith	F 40:17	5-9	0-2	6-10	3	7	10	1	5	16	2	2	0	1	0	13			
4	Trayce Jackson-Davis	F 34:55	9-12	0-0	7-11	6	9	15	0	6	25	2	1	1	3	0	11			
50	Joey Brunk	C 17:15	3-4	0-0	2-2	1	4	5	2	1	8	0	4	0	0	0	3			
1	Aljami Durham	G 32:17	4-10	2-5	4-4	0	3	3	5	3	14	3	2	0	0	0	5			
11	Devonte Green	G 14:31	2-7	1-5	0-0	0	1	1	1	0	5	1	2	1	0	0	17			
2	Armaan Franklin	16:43	0-4	0-0	0-0	0	1	1	0	1	0	2	1	0	1	0	-2			
10	Rob Phinisee	26:29	6-10	2-4	2-2	0	2	2	1	1	16	4	1	1	0	0	-8			
23	Damezi Anderson	16:10	0-4	0-3	5-6	2	4	6	2	3	5	0	1	1	0	0	-4			
25	Race Thompson	08:31	1-4	0-1	1-2	2	2	4	1	1	3	0	0	0	1	0	-6			
20	De'Ron Davis	07:27	1-1	0-0	0-0	0	0	0	1	1	2	0	0	1	0	0	5			
21	Jerome Hunter	10:25	1-3	0-1	0-1	2	1	3	0	1	2	0	0	0	0	0	-4			
Team						3	1	4			0									
Totals			32-68	5-25	27-38	19	35	54	14	23	96	14	15	5	6	0	6			

Shooting By Period		
1st	FG%	14-32 43.8%
	3PT%	3-13 23.1%
	FT%	9-15 60%
2nd	FG%	13-29 44.8%
	3PT%	1-10 10.0%
	FT%	15-19 78.9%
OT	FG%	5-7 71.4%
	3PT%	1-2 50.0%
	FT%	3-4 75%
GM	FG%	32-68 47.1%
	3PT%	5-25 20.0%
	FT%	27-38 71.1%

Dead Ball Rebounds: 8, 0

Technical Fouls: NONE

	NEB	IND
Biggest lead	4 (1st 7:05)	9 (1st 16:57)
Best Scoring Run	12 (1st 13:30)	6 (1st 16:57)
Lead Changes		12
Times Tied		8
Time with Lead	07:45	33:28

Points from	NEB	IND
Turnovers	21	10
Paint	42	52
Second Chance	10	26
Fast Breaks	18	19
Bench	3	28

Period by Period Scoring				
	1st	2nd	OT1	TOT
NEB	39	43	8	90
IND	40	42	14	96



Officials: Terry Wyrmer, Rob Kueneman, Steve Hrnacki

INDIANA 82
NEBRASKA 74
 Jan. 18, 2020
 Lincoln, Neb.

Indiana - 82

Record: 14-4 (4-3)

NO.	Name	Min	FG		3P		FT		Rebounds			Fouls		TP	AS	TO	ST	Blocks		+/-
			M-A	M-A	M-A	M-A	OR	DR	TOT	PF	FD	BS	BA							
3	Justin Smith	F 32:23	7-12	1-3	0-1	3	4	7	2	1	15	2	1	0	1	0	3			
4	Trayce Jackson-Davis	F 36:10	6-7	0-0	6-8	2	11	13	0	4	18	4	0	0	1	0	12			
50	Joey Brunk	C 28:21	7-8	0-0	2-5	2	3	5	1	4	16	2	2	0	2	0	13			
1	Aljami Durham	G 20:55	1-6	1-5	4-6	0	0	0	3	3	7	1	2	0	0	0	-13			
10	Rob Phinisee	G 23:55	2-7	1-5	0-0	0	1	1	4	2	5	4	4	1	1	0	13			
11	Devonte Green	14:10	1-6	1-4	0-0	0	4	4	2	0	3	4	2	0	1	0	-4			
25	Race Thompson	07:37	0-2	0-1	0-0	1	2	3	0	0	0	0	0	0	0	0	-11			
2	Armaan Franklin	22:43	3-8	2-5	0-0	0	6	6	3	4	8	4	3	1	1	1	18			
21	Jerome Hunter	08:05	2-3	2-3	0-0	0	0	0	2	0	6	0	1	0	0	0	5			
20	De'Ron Davis	05:41	2-2	0-0	0-0	0	3	3	0	0	4	0	0	0	0	0	4			
Team						4	2	6			0									
Totals			31-61	8-26	12-20	12	36	48	17	18	82	21	16	2	8	1	8			

Shooting By Period		
1st	FG%	18-34 52.9%
	3PT%	6-16 37.5%
	FT%	4-6 66.7%
2nd	FG%	13-27 48.1%
	3PT%	2-10 20.0%
	FT%	8-14 57.1%
GM	FG%	31-61 50.8%
	3PT%	8-26 30.8%
	FT%	12-20 60.0%

Dead Ball Rebounds: 4, 0

Technical Fouls: NONE

Nebraska - 74

Record: 7-11 (2-5)

NO.	Name	Min	FG		3P		FT		Rebounds			Fouls		TP	AS	TO	ST	Blocks		+/-
			M-A	M-A	M-A	M-A	OR	DR	TOT	PF	FD	BS	BA							
24	Yvan Ouedraogo	F 22:23	2-4	0-0	0-0	2	3	5	1	1	4	0	1	0	0	0	-5			
3	Cam Mack	G 37:19	5-15	3-8	7-11	0	3	3	3	7	20	9	3	0	1	2	-11			
11	Dachon Burke	G 27:50	5-12	0-4	2-4	1	3	4	1	5	12	0	1	2	0	2	-14			
22	Haanif Cheatham	G 34:13	4-10	2-5	0-1	0	1	1	0	1	10	3	1	0	0	0	-8			
34	Thorir Thorbjarnarson	G 37:19	5-9	1-5	2-2	1	8	9	4	1	13	3	2	3	0	0	-3			
1	Kevin Cross	15:54	1-5	1-3	2-2	0	2	2	5	1	5	1	2	0	0	1	-4			
30	Charlie Easley	16:08	2-4	2-3	2-2	1	0	1	2	1	8	0	0	3	0	1	4			
25	Matej Kavas	02:41	0-2	0-1	0-0	0	0	0	0	0	0	0	0	0	0	0	-5			
23	Jervay Green	06:13	1-2	0-1	0-0	0	1	1	2	0	2	0	1	0	0	0	6			
Team						3	1	4			0									
Totals			25-63	9-30	15-22	8	22	30	18	17	74	16	11	8	1	8	-8			

Shooting By Period		
1st	FG%	13-31 41.9%
	3PT%	6-13 46.2%
	FT%	9-14 64.3%
2nd	FG%	12-32 37.5%
	3PT%	3-17 17.6%
	FT%	6-8 75%
GM	FG%	25-63 39.7%
	3PT%	9-30 30.0%
	FT%	15-22 68.2%

BIG EIGHT

1977 (NU, 0-1)
 at Kansas 61, Nebraska 58,
 Tournament Champion: Kansas State
 Regular-Season Champion: Kansas State

1978 (NU, 1-1)
 Nebraska 71, Oklahoma State 63
 Missouri 61, Nebraska 58
 Tournament Champion: Missouri
 Regular-Season Champion: Kansas

1979 (NU, 0-1)
 at Kansas State 61, Nebraska 60 (2OT)
 Tournament Champion: Oklahoma
 Regular-Season Champion: Oklahoma

1980 (NU, 1-1)
 Nebraska 75, Oklahoma 68
 Kansas State 60, Nebraska 59
 Jack Moore, All-Tournament
 Regular-Season Champion: Missouri
 Tournament Champion: Kansas State

1981 (NU, 0-1)
 Colorado 70, Nebraska 66
 Tournament Champion: Kansas
 Regular-Season Champion: Missouri

1982 (NU, 1-1)
 Nebraska 60, Oklahoma State 49
 Missouri 58, Nebraska 53
 Tournament Champion: Missouri
 Regular-Season Champion: Missouri

1983 (NU, 1-1)
 Nebraska 94, Iowa State 71
 Missouri 69, Nebraska 63
 Tournament Champion: Oklahoma St.
 Regular-Season Champion: Missouri

1984 (NU, 0-1)
 Kansas State 41, Nebraska 39
 Tournament Champion: Kansas
 Champion: Oklahoma St. (13-1, 29-5)

1985 (NU, 0-1)
 at Kansas 74, Nebraska 69
 Tournament Champion: Oklahoma
 Champion: Oklahoma (13-1, 31-6)

1986 (NU, 1-1)
 Nebraska 82, Oklahoma State 75
 Iowa State 75, Nebraska 58
 Bernard Day, All-Tournament
 Tournament Champion: Kansas
 Champion: Kansas (13-1, 35-4)

1987 (NU, 0-1)
 Kansas State 47, Nebraska 45
 Tournament Champion: Missouri
 Regular-Season Champion: Missouri

1988 (NU, 0-1)
 Kansas State 75, Nebraska 70
 Tournament Champion: Oklahoma
 Regular-Season Champion: Oklahoma

1989 (NU, 0-1)
 Missouri 98, Nebraska 70
 Tournament Champion: Missouri
 Regular-Season Champion: Oklahoma

1990 (NU, 0-1)
 Oklahoma 78, Nebraska 65
 Tournament Champion: Oklahoma
 Regular-Season Champion: Missouri

1991 (NU, 2-1)
 Nebraska 117, Oklahoma 113 (OT)
 Nebraska 87, Kansas 83
 Missouri 90, Nebraska 82
 Clifford Scales and Tony Farmer,
 All-Tournament
 Tournament Champion: Missouri
 Regular-Season Co-Champions: Oklahoma St.; Kansas

1992 (NU, 0-1)
 Oklahoma 107, Nebraska 85
 Tournament Champion: Kansas
 Regular-Season Champion: Kansas

1993 (NU, 0-1)
 Kansas State 47, Nebraska 45
 Tournament Champion: Missouri
 Regular-Season Champion: Kansas

1994 (NU, 3-0)
 Nebraska 105, Oklahoma 88
 Nebraska 98, Missouri 91
 Nebraska 77, Oklahoma State 66
 Tournament Champion: Nebraska
 Eric Piatkowski (MVP), Bruce Chubick
 Jaron Boone, All Tournament
 Regular-Season Champion: Missouri

1995 (NU, 0-1)
 Oklahoma State 68, Nebraska 48
 Tournament Champion: Oklahoma St.
 Regular-Season Champion: Kansas

1996 (NU, 0-1)
 Iowa State 62, Nebraska 60
 Tournament Champion: Iowa State
 Regular-Season Champion: Kansas

BIG 12

1997 (NU, 0-1)
 Missouri 78, Nebraska 72
 Tournament Champion: Kansas
 Regular-Season Champion: Kansas

1998 (NU, 1-1)
 Nebraska 65, Baylor 46
 Kansas 91, Nebraska 59
 Tournament Champion: Kansas
 Regular-Season Champion: Kansas

1999 (NU, 1-1)
 Nebraska 69, Texas Tech 50
 Kansas 77, Nebraska 53
 Tournament Champion: Kansas
 Regular-Season Champion: Texas

2000 (NU, 0-1)
 Baylor 63, Nebraska 55
 Tournament Champion: Iowa State
 Regular-Season Champion: Iowa State

2001 (NU, 0-1)
 Kansas State 72, Nebraska 68
 Tournament Champion: Oklahoma
 Regular-Season Champion: Iowa State

2002 (NU, 0-1)
 Colorado 67, Nebraska 60
 Tournament Champion: Oklahoma
 Regular-Season Champion: Kansas

2003 (NU, 0-1)
 Missouri 70, Nebraska 61
 Tournament Champion: Oklahoma
 Regular-Season Champion: Kansas

2004 (NU, 0-1)
 Oklahoma 63, Nebraska 59
 Tournament Champion: Oklahoma St.
 Regular-Season Champion: Oklahoma St.

2005 (NU, 0-1)
 Missouri 70, Nebraska 67
 Tournament Champion: Oklahoma St.
 Regular-Season Co-Champions: Oklahoma, Kansas

2006 (NU, 2-1)
 Nebraska 71, Missouri 64
 Nebraska 69, Oklahoma 63
 Kansas 79, Nebraska 65
 Tournament Champion: Kansas
 Regular-Season Co-Champions: Texas, Kansas

2007 (NU, 0-1)
 Oklahoma State 54, Nebraska 39
 Tournament Champion: Kansas
 Regular-Season Champion: Kansas

2008 (NU, 1-1)
 Nebraska 61, Missouri 56
 Kansas 64, Nebraska 54
 Tournament Champion: Kansas
 Regular-Season Co-Champions: Texas & Kansas

2009 (NU, 0-1)
 Baylor 65, Nebraska 49
 Tournament Champion: Missouri
 Regular-Season Champion: Kansas

2010 (NU, 1-1)
 Nebraska 75, Missouri 60
 Texas A&M 70, Nebraska 64
 Tournament Champion: Kansas
 Regular-Season Champion: Kansas

2011 (NU, 0-1)
 Oklahoma State 53, Nebraska 52
 Tournament Champion: Kansas
 Regular-Season Champion: Kansas

BIG TEN

2012 (NU, 0-1)
 Purdue 79, Nebraska 61
 Tournament Champion: Michigan State
 Regular-Season Co-Champions: Ohio State,
 Michigan State, Michigan

2013 (NU, 1-1)
 Nebraska 57, Purdue 55
 Ohio State 70, Nebraska 51
 Tournament Champion: Ohio State
 Regular-Season Champion: Indiana

2014 (NU, 0-1)
 Ohio State 71, Nebraska 67
 Tournament Champion: Michigan State
 Regular-Season Champion: Michigan

2015 (NU, 0-1)
 Penn State 68, Nebraska 65
 Tournament Champion: Wisconsin
 Regular-Season Champion: Wisconsin

2016 (NU, 2-1)
 Nebraska 89, Rutgers 72
 Nebraska 70, Rutgers 58
 Maryland 97, Nebraska 86
 Shavon Shields, All-Tournament
 Tournament Champion: Michigan State
 Regular-Season Champion: Indiana

2017 (NU, 0-1)
 Penn State 76, Nebraska 67 (OT)
 Tournament Champion: Michigan
 Regular-Season Champion: Purdue

2018 (NU, 0-1)
 Michigan 77, Nebraska 58
 Tournament Champion: Michigan
 Regular-Season Champion: Michigan State

2019 (NU, 2-1)
 Nebraska 68, Rutgers 61
 Nebraska 69, Maryland 61
 Wisconsin 66, Nebraska 62
 James Palmer Jr., All-Tournament
 Tournament Champion: Michigan State
 Regular-Season Co-Champions: Michigan
 State, Purdue



BIG TEN TOURNEY RECORD VS. OPPONENT

Opponent	All-Time	League	League	League	League
	League	Tourney	Tourney	Tourney	Tourney
	Tourney	In Indy	In Chicago	In Wash. D.C.	New York City
Illinois	0-0	0-0	0-0	0-0	0-0
Indiana	0-0	0-0	0-0	0-0	0-0
Iowa	0-0	0-0	0-0	0-0	0-0
Maryland	1-1	0-1	1-0	0-0	0-0
Michigan	0-1	0-0	0-0	0-0	0-1
Michigan State	0-0	0-0	0-0	0-0	0-0
Minnesota	0-0	0-0	0-0	0-0	0-0
Northwestern	0-0	0-0	0-0	0-0	0-0
Ohio State	0-2	0-1	0-1	0-0	0-0
Penn State	0-2	0-0	0-1	0-1	0-0
Purdue	1-1	0-1	1-0	0-0	0-0
Rutgers	2-0	1-0	1-0	0-0	0-0
Wisconsin	1-1	1-0	0-1	0-0	0-0
Total	5-8	2-3	3-3	0-1	0-1

N 2019-20 NEBRASKA BASKETBALL CONFERENCE TOURNAMENT RECORDS

INDIVIDUAL GAME

Points--42; Eric Piatkowski vs. Oklahoma, 1994
 Opponent--34; Jeff Webster, Oklahoma, 1994
 Field Goals--14; Eric Piatkowski vs. Oklahoma, 1994 (23 att.)
 Opponent--12; Jeff Webster, Oklahoma, 1994 (21 att.)
 Field Goal Attempts--23; Eric Piatkowski vs. Oklahoma,
 1994 (14 made); Tyronn Lue vs. Missouri, 1997 (10 made)
 Opponent--22; D.J., Newbill, Penn State, March 11, 2015 (9 made)
 Field Goals, No Misses--6; Andre Smith vs. Colorado, 1981
 Opponent--8; Ed Nealy, Kansas State, 1980
 3-Point Field Goals--6; Cary Cochran vs. Colorado, 2002 (11 att.)
 Opponent--6; Randy Rutherford, Oklahoma State, 1994 (11 att.);
 Blair Wilson, Colorado, 2002 (11 att.); Jake Layman, Maryland, 2016 (9 att.)
 3-Point Field Goal Attempts--11; Cary Cochran vs. Colorado, 2002 (6 made)
 Opponent--14; Mark Atkins, Missouri, 1994 (4 made)
 3-Point Field Goal Pct.--1.000; Clifford Scales vs. Oklahoma, 1991 (3-3);
 Marcus Perry, vs. Oklahoma, 2006 (3-3)
 Opponent--1.000; Muhammad-Ali Abdur-Rahkman, Michigan, 2018 (5-5)
 Free Throws--13; Tony Farmer, vs. Kansas, 1991 (16 att.)
 Opponent--12; Doug Smith, Missouri, 1991 (14 att.)
 Free Throw Attempts--16; Tony Farmer vs. Kansas, 1991 (13 made)
 Opponent--14; Doug Smith, Missouri, 1991 (12 made)
 Free Throws Made, No Misses--*12; Tony Farmer vs. Oklahoma, 1991
 Opponent--11; Mark Tucker, Oklahoma State, 1978
 Rebounds--16; Bruce Chubick vs. Missouri, 1994
 Opponent--20; Kevin Rogers, Baylor, 2009
 Assists--14; Brian Carr at Kansas, 1985
 Opponent--9; Lee Coward, Missouri, 1989
 Blocked Shots--5; Derrick Chandler vs. Kansas State, 1993; Isaiah Roby vs. Michigan, 2018
 Opponent--8; John Flippen, Baylor, 2000; Mike Watkins, Penn State, 2017
 Steals--8; Venson Hamilton vs. Texas Tech, 1999
 Opponent--6; Nick Bradford, Kansas, 1998
 Minutes--50; Andre Smith and Brian Banks at Kansas State, 1979
 Opponent--50; Glenn Marshall, Kansas State, 1979

INDIVIDUAL CAREER

Points--136; Eric Piatkowski, 1991-94 (8 games)
 Field Goals--45; Eric Piatkowski, 1991-94 (110 att., 8 games)
 Field Goal Attempts--110; Eric Piatkowski, 1991-94 (45 made, 8 games)
 Field Goal Percentage--.667; Mike Naderer, 1978-81 (24-36, 6 games)
 3-Point Field Goals--13; Eric Piatkowski, 1991-94 (47 att., 8 games);
 Erick Strickland, 1993-96 (30 att., 6 games)
 3-Point Field Goal Attempts--47; Eric Piatkowski, 1991-94 (13 made, 8 games)
 3-Point Field Goal Pct.--.556; Eric Johnson, 1988-89 (5-9, 2 games)
 Free Throws--33; Eric Piatkowski, 1991-94 (41 att., 8 games)
 Free Throw Attempts--41; Eric Piatkowski, 1991-94 (33 made, 8 games)
 Free Throw Percentage--.900; Jack Moore, 1980-82 (27-30, 5 games)
 Rebounds--54; Aleks Maric, 2005-08 (7 games)
 Assists--29; Brian Carr, 1984-87 (5 games)
 Blocked Shots--15; Venson Hamilton, 1996-99 (6 games)
 Steals--15; Venson Hamilton, 1996-99 (6 games)
 Minutes Played--255; Eric Piatkowski, 1991-94 (8 games)
 Minutes Per Game--*40.75; Brian Banks, 1977-79 (163 in 4 games)
 *Indicates overall tournament record

TEAM GAME

Points--117; vs. Oklahoma, 1991 (OT)
 Opponent--113; Oklahoma, 1991 (OT)
 Points in Half--59; vs. Oklahoma, 1991 (2nd)
 Opponent--59; Missouri, 1994 (2nd)
 Field Goals--38; vs. Oklahoma, 1991 (84 att.)
 Opponent--39; Missouri, 1989 (68 att.); Oklahoma, 1992 (73 att.)
 Field Goal Attempts--84; vs. Oklahoma, 1991 (38 made)
 Opponent--82; Missouri, 1994 (32 made)
 Field Goal Percentage--.646; vs. Oklahoma State, 1986 (31-48)
 Opponent--.610; Missouri, 1983 (25-41)

3-Point Field Goals--11; vs. Maryland, 2016 (31 att.)
 Opponent--13; Maryland, 2016 (22 att.)
 3-Point Field Goals Attempted--33; vs. Missouri, 2003 (10 made)
 Opponent--28; Missouri, 1994 (7 made)
 3-Point Field Goal Pct.--.571; vs. Kansas, 1991 (4-7)
 Opponent--.692; Oklahoma, 1992 (9-13)
 Free Throws--34; vs. Iowa State, 1983 (42 att.); Oklahoma, 1991 (41 att.)
 Opponent--37; Oklahoma, 1991 (51 att.)
 Free Throw Attempts--42; vs. Iowa State, 1983 (34 made)
 Opponent--*51; Oklahoma, 1991 (37 made)
 Free Throw Percentage--1.000; vs. Baylor, 2009 (10-10)
 Opponent--.923; Missouri, 1991 (12-13)
 Rebounds--55; vs. Oklahoma, 1991
 Opponent--53; Kansas, 1998
 Assists--22; vs. Oklahoma State, 1986
 Opponent--26; Kansas, 1998
 Blocked Shots--10; vs. Iowa State, 1996
 Opponent--16; Penn State, 2015
 Steals--23; vs. Texas Tech, 1999
 Opponent--15; Kansas, 1999



Venson Hamilton scored more than 1,400 career points and was the first player in Nebraska history to record more than 1,000 career rebounds.

2019-20 GAME-BY-GAME COMPARISON

Team	FG-FGA	Pct.	3FG-3FGA	Pct.	FT-FTA	Pct.	O-D	Reb.	PF	A	TO	B	S	Pts.	W/L
UC Riverside	23-55	.418	12-25	.480	8-9	.889	13-36	49	18	12	18	2	8	66	
Nebraska	16-55	.291	6-26	.231	9-19	.474	9-20	29	11	12	11	6	6	47	L
Southern Utah	31-76	.408	4-23	.174	13-21	.619	15-43	58	23	10	18	7	7	79	
Nebraska	27-73	.370	5-26	.192	19-23	.655	10-34	44	17	15	13	5	9	78	L (2OT)
South Dakota State	29-70	.414	3-21	.143	12-18	.667	14-30	44	20	7	13	4	5	73	
Nebraska	35-71	.493	7-26	.269	13-23	.565	13-32	45	19	16	11	3	5	90	W
Southern	34-83	.419	9-29	.310	9-10	.900	25-29	54	25	20	14	4	5	86	
Nebraska	31-54	.574	12-21	.571	19-37	.514	4-24	28	12	19	9	5	5	93	W (OT)
vs. Washington State	27-73	.370	6-27	.222	11-16	.688	15-29	44	23	9	13	3	6	71	
Nebraska	30-57	.526	9-18	.500	13-25	.520	7-34	41	16	11	15	2	5	82	W
vs. George Mason	32-65	.492	11-25	.440	10-14	.714	15-34	49	12	14	19	6	7	85	
Nebraska	24-61	.321	10-30	.333	8-13	.615	7-19	26	13	12	15	4	9	66	L
vs. South Florida	27-70	.366	8-27	.296	5-6	.833	17-22	39	15	12	8	3	4	67	
Nebraska	27-49	.551	6-14	.429	14-19	.737	3-26	29	10	10	9	1	2	74	W
at Georgia Tech	32-73	.438	5-23	.217	4-8	.500	12-35	47	17	19	16	8	9	73	
Nebraska	21-65	.323	6-26	.231	8-18	.444	12-31	43	14	14	18	2	7	56	L
at Creighton	35-66	.530	13-30	.433	12-15	.800	7-35	42	22	18	15	4	6	95	
Nebraska	27-65	.415	9-27	.333	13-24	.542	8-26	34	13	9	12	3	4	76	L
at Indiana	32-68	.471	5-25	.200	27-38	.711	19-35	54	14	14	15	6	5	96	
Nebraska	33-75	.440	12-32	.375	12-18	.667	11-20	31	23	19	9	0	5	90	L (OT)
Purdue	24-79	.304	6-35	.171	2-5	.400	19-30	49	15	12	9	7	5	56	
at Nebraska	26-61	.426	11-30	.367	7-9	.778	7-38	45	9	22	11	2	6	70	W
North Dakota	29-61	.475	11-31	.355	6-8	.750	10-24	34	16	11	13	1	2	75	
at Nebraska	28-59	.475	9-21	.429	9-16	.563	12-23	35	14	14	11	1	8	74	L
Texas A&M-Corpus Christi	20-63	.317	7-22	.318	5-13	.385	14-33	47	20	9	21	7	7	52	
at Nebraska	23-66	.348	7-25	.280	20-28	.714	15-34	49	15	13	12	4	15	73	W
Rutgers	34-63	.540	5-15	.333	6-12	.500	16-32	48	16	16	13	4	3	79	
at Nebraska	20-63	.317	8-31	.258	14-21	.667	15-16	31	11	15	7	2	7	62	L
Iowa	32-77	.416	4-33	.121	2-5	.400	19-29	48	21	17	11	3	6	70	
at Nebraska	26-53	.491	10-26	.385	14-26	.538	6-28	34	14	16	11	1	7	76	W
at Northwestern	25-63	.397	10-29	.345	2-5	.400	8-38	46	11	11	11	6	2	62	
Nebraska	21-67	.313	9-30	.300	6-11	.545	9-33	42	14	14	6	2	7	57	L
at No. 21 Ohio State	30-55	.545	10-22	.455	10-15	.667	8-27	35	13	17	12	9	2	80	
Nebraska	28-66	.424	9-22	.409	3-5	.600	12-20	32	15	15	9	3	2	68	L
Indiana	31-61	.508	8-25	.308	12-20	.600	12-36	48	17	21	16	8	2	82	
at Nebraska	25-63	.397	9-30	.300	15-22	.662	8-22	30	18	16	11	1	8	74	L
at Wisconsin	29-63	.460	18-34	.529	6-8	.750	10-30	40	16	23	11	4	5	82	
Nebraska	26-60	.433	6-22	.273	10-15	.667	8-25	33	13	12	10	3	6	68	L
at No 24 Rutgers	28-62	.452	8-22	.364	11-17	.647	10-32	42	14	15	12	7	6	75	
Nebraska	26-62	.419	11-28	.393	9-13	.692	6-29	35	17	14	10	1	6	72	L
Michigan	28-56	.500	7-24	.292	16-24	.667	10-31	41	16	13	17	6	9	79	
at Nebraska	26-59	.441	9-21	.429	7-12	.583	4-23	27	22	16	14	1	5	68	L
No. 24 Penn State	30-67	.448	10-26	.385	6-14	.429	14-35	49	17	16	16	4	5	76	
at Nebraska	24-62	.387	8-21	.381	8-19	.421	10-28	38	16	12	13	1	8	64	L
at No. 17 Iowa	35-72	.486	11-28	.393	15-17	.882	13-29	42	17	20	8	2	11	96	
Nebraska	28-66	.424	5-25	.200	11-14	.786	11-25	36	17	15	12	2	7	72	L
at No. 9 Maryland	25-52	.481	7-23	.304	15-22	.682	7-28	35	14	20	17	2	4	72	
Nebraska	26-64	.406	7-33	.212	11-15	.733	9-25	34	22	18	11	0	7	70	L
Wisconsin	31-63	.492	15-31	.484	4-5	.800	6-33	39	14	19	11	4	3	81	
at Nebraska	25-55	.385	8-25	.320	6-12	.500	10-27	37	12	15	10	2	7	64	L
Michigan State	32-62	.516	13-27	.481	9-14	.643	16-35	51	15	20	22	2	5	86	
at Nebraska	26-66	.348	8-32	.250	11-16	.688	9-17	26	15	15	11	6	11	65	L
at Illinois	28-71	.394	5-19	.263	10-17	.588	19-29	48	10	13	10	2	5	71	
Nebraska	24-57	.421	5-15	.333	6-9	.667	6-29	35	14	8	13	2	7	59	L
No. 23 Ohio State	25-62	.403	6-25	.240	19-24	.792	14-34	48	17	6	9	9	5	75	
at Nebraska	21-59	.356	3-16	.188	9-14	.643	9-24	33	16	8	11	4	5	54	L
Northwestern	31-67	.463	4-17	.235	15-20	.750	9-36	45	21	13	20	8	11	81	
at Nebraska	28-66	.424	12-32	.375	8-30	.267	13-30	43	17	15	21	4	16	76	L
at No. 25 Michigan	32-70	.457	8-27	.296	10-14	.714	8-30	38	13	16	11	6	10	82	
Nebraska	21-58	.362	4-13	.308	12-15	.800	9-31	40	17	8	22	2	8	58	L
at Minnesota	41-72	.569	18-35	.514	7-12	.583	12-33	45	16	32	13	7	5	107	
Nebraska	28-74	.378	5-22	.273	14-17	.824	14-21	35	12	12	11	0	5	75	

2019-20 SUPERLATIVES

2019-20 NEBRASKA TEAM GAME HIGHS

POINTS	93	SOUTHERN U. (11/22/19)
	90	at Indiana (12/13/19)
	90	SOUTH DAKOTA ST. (11/15/19)
FIELD GOALS MADE	35	SOUTH DAKOTA ST. (11/15/19)
	33	at Indiana (12/13/19)
FIELD GOAL ATTEMPTS	75	at Indiana (12/13/19)
FIELD GOAL PERCENTAGE	.574 (31-54)	SOUTHERN U. (11/22/19)
	.551 (27-49)	vs South Fla. (11/27/19)
3 PT FIELD GOALS MADE	12	NORTHWESTERN (03/01/20)
	12	at Indiana (12/13/19)
	12	SOUTHERN U. (11/22/19)
3 PT FG ATTEMPTS	33	at Maryland (02/11/20)
3 PT FG PERCENTAGE	.571 (12-21)	SOUTHERN U. (11/22/19)
	.500 (9-18)	vs Washington St. (11/25/19)
FREE THROWS MADE	20	A&M-CORPUS CHRISTI (12/29/19)
	19	SOUTHERN U. (11/22/19)
	19	SOUTHERN UTAH (11/09/19)
FREE THROW ATTEMPTS	37	SOUTHERN U. (11/22/19)
FREE THROW PERCENTAGE	.824 (14-17)	at Minnesota (03/08/20)
	.800 (12-15)	at Michigan (03/05/20)
REBOUNDS	49	A&M-CORPUS CHRISTI (12/29/19)
	45	PURDUE (12/15/19)
	45	SOUTH DAKOTA ST. (11/15/19)
ASSISTS	22	PURDUE (12/15/19)
	19	at Indiana (12/13/19)
	19	SOUTHERN U. (11/22/19)
STEALS	16	NORTHWESTERN (03/01/20)
	15	A&M-CORPUS CHRISTI (12/29/19)
BLOCKED SHOTS	6	MICHIGAN ST. (02/20/20)
	6	UC RIVERSIDE (11/05/19)
TURNOVERS	22	at Michigan (03/05/20)
FOULS	23	at Indiana (12/13/19)

2019-20 OPPONENT TEAM GAME HIGHS

POINTS	107	at Minnesota (03/08/20)
	96	at Iowa (02/08/20)
	96	at Indiana (12/13/19)
FIELD GOALS MADE	41	at Minnesota (03/08/20)
	35	at Iowa (02/08/20)
	35	at Creighton (12-07-19)
FIELD GOAL ATTEMPTS	83	SOUTHERN U. (11/22/19)
FIELD GOAL PERCENTAGE	.569 (41-72)	at Minnesota (03/08/20)
	.545 (30-55)	at Ohio St. (01/14/20)
3 PT FIELD GOALS MADE	18	at Minnesota (03/08/20)
	18	at Wisconsin (01/21/20)
3 PT FG ATTEMPTS	35	at Minnesota (03/08/20)
	35	PURDUE (12/15/19)
3 PT FG PERCENTAGE	.529 (18-34)	at Wisconsin (01/21/20)
	.514 (18-35)	at Minnesota (03/08/20)
FREE THROWS MADE	27	at Indiana (12/13/19)
	19	OHIO ST. (02/27/20)
FREE THROW ATTEMPTS	38	at Indiana (12/13/19)
FREE THROW PERCENTAGE	.900 (9-10)	SOUTHERN U. (11/22/19)
	.889 (8-9)	UC RIVERSIDE (11/05/19)
REBOUNDS	58	SOUTHERN UTAH (11/09/19)
	54	at Indiana (12/13/19)
	54	SOUTHERN U. (11/22/19)
ASSISTS	32	at Minnesota (03/08/20)
	23	at Wisconsin (01/21/20)
STEALS	11	NORTHWESTERN (03/01/20)
	11	at Iowa (02/08/20)
BLOCKED SHOTS	9	OHIO ST. (02/27/20)
	9	at Ohio St. (01/14/20)
TURNOVERS	22	MICHIGAN ST. (02/20/20)
FOULS	25	SOUTHERN U. (11/22/19)

2019-20 NEBRASKA TEAM GAME LOWS

POINTS	47	UC RIVERSIDE (11/05/19)
	54	OHIO ST. (02/27/20)
FIELD GOALS MADE	16	UC RIVERSIDE (11/05/19)
	20	RUTGERS (01/03/20)
FIELD GOAL ATTEMPTS	49	vs South Fla. (11/27/19)
FIELD GOAL PERCENTAGE	.291 (16-55)	UC RIVERSIDE (11/05/19)
	.313 (21-67)	at Northwestern (01/11/20)
3 PT FIELD GOALS MADE	3	OHIO ST. (02/27/20)
	4	at Michigan (03/05/20)
3 PT FG ATTEMPTS	13	at Michigan (03/05/20)
3 PT FG PERCENTAGE	.188 (3-16)	OHIO ST. (02/27/20)
	.192 (5-26)	SOUTHERN UTAH (11/09/19)
FREE THROWS MADE	3	at Ohio St. (01/14/20)
	6	at Northwestern (01/11/20)
	6	WISCONSIN (02/15/20)
	6	at Illinois (02/24/20)
FREE THROW ATTEMPTS	5	at Ohio St. (01/14/20)
FREE THROW PERCENTAGE	.267 (8-30)	NORTHWESTERN (03/01/20)
	.421 (8-19)	PENN ST. (02/01/20)
REBOUNDS	26	vs George Mason (11/26/19)
	26	MICHIGAN ST. (02/20/20)
ASSISTS	8	at Illinois (02/24/20)
	8	OHIO ST. (02/27/20)
	8	at Michigan (03/05/20)
STEALS	2	vs South Fla. (11/27/19)
	2	at Ohio St. (01/14/20)
BLOCKED SHOTS	0	at Indiana (12/13/19)
	0	at Maryland (02/11/20)
	0	at Minnesota (03/08/20)
TURNOVERS	6	at Northwestern (01/11/20)
FOULS	9	PURDUE (12/15/19)

2019-20 OPPONENT TEAM GAME LOWS

POINTS	52	A&M-CORPUS CHRISTI (12/29/19)
	56	PURDUE (12/15/19)
FIELD GOALS MADE	20	A&M-CORPUS CHRISTI (12/29/19)
	23	UC RIVERSIDE (11/05/19)
FIELD GOAL ATTEMPTS	52	at Maryland (02/11/20)
FIELD GOAL PERCENTAGE	.304 (24-79)	PURDUE (12/15/19)
	.317 (20-63)	A&M-CORPUS CHRISTI (12/29/19)
3 PT FIELD GOALS MADE	3	SOUTH DAKOTA ST. (11/15/19)
	4	SOUTHERN UTAH (11/09/19)
	4	IOWA (01/07/20)
	4	NORTHWESTERN (03/01/20)
3 PT FG ATTEMPTS	15	RUTGERS (01/03/20)
3 PT FG PERCENTAGE	.121 (4-33)	IOWA (01/07/20)
FREE THROWS MADE	2	PURDUE (12/15/19)
	2	IOWA (01/07/20)
	2	at Northwestern (01/11/20)
FREE THROW ATTEMPTS	5	PURDUE (12/15/19)
	5	IOWA (01/07/20)
	5	at Northwestern (01/11/20)
	5	WISCONSIN (02/15/20)
FREE THROW PERCENTAGE	.385 (5-13)	A&M-CORPUS CHRISTI (12/29/19)
REBOUNDS	34	NORTH DAKOTA (12/21/19)
	35	at Ohio St. (01/14/20)
	35	at Maryland (02/11/20)
ASSISTS	6	OHIO ST. (02/27/20)
	7	SOUTH DAKOTA ST. (11/15/19)
STEALS	2	NORTH DAKOTA (12/21/19)
	2	at Northwestern (01/11/20)
	2	at Ohio St. (01/14/20)
	2	INDIANA (01/18/20)
BLOCKED SHOTS	1	NORTH DAKOTA (12/21/19)
TURNOVERS	8	at Iowa (02/08/20)
FOULS	10	at Illinois (02/24/20)

2019-20 SUPERLATIVES

NEBRASKA WIN/LOSS MARGIN

	1	2	3	4	5	6	7	8	9	10	11	12	13	14	15	16	17	18	19	20	+20
Husker Wins	0	0	0	0	0	1	2	0	0	0	1	0	0	1	0	0	1	0	0	0	1
Husker Losses	2	1	1	0	2	1	0	1	0	0	1	3	0	1	0	0	3	0	3	0	5

2019-20 NEBRASKA INDIVIDUAL GAME HIGHS

Points	26	Haanif Cheatham vs South Fla. (11/27/19)
	25	Dachon Burke at Indiana (12/13/19)
	24	Cam Mack vs South Dakota St. (11/15/19)
Field Goals Made	10	Dachon Burke at Wisconsin (01/21/20)
	9	Dachon Burke at Indiana (12/13/19)
Field Goal Att.	22	Haanif Cheatham at Minnesota (03/08/20)
	18	Jervay Green vs Southern Utah (11/09/19)
FG Pct (min 5 made)	.857 (6-7)	Cam Mack at Rutgers (01/25/20)
	.800 (8-10)	Haanif Cheatham vs Washington St. (11/25/19)
3-Point FG Made	5	Cam Mack vs Michigan (01/28/20)
	5	Thor Thorbjarnarson at Rutgers (01/25/20)
	5	Thor Thorbjarnarson at Ohio St. (01/14/20)
3-Point FG Att.	10	Jervay Green at Georgia Tech (12/04/19)
	9	Cam Mack vs Northwestern (03/01/20)
3-Pt FG Pct (min 2 made)	1.000 (2-2)	Thor Thorbjarnarson vs Southern U. (11/22/19)
	.800 (4-5)	Cam Mack at Rutgers (01/25/20)
	.800 (4-5)	Matej Kavas vs North Dakota (12/21/19)
	.800 (4-5)	Thor Thorbjarnarson at Creighton (12-07-19)
Free Throws Made	9	Haanif Cheatham vs South Fla. (11/27/19)
	8	Haanif Cheatham vs A&M-Corpus Christi (12/29/19)
Free Throw Att.	11	Cam Mack vs Indiana (01/18/20)
	11	Haanif Cheatham vs South Fla. (11/27/19)
	11	Cam Mack vs Washington St. (11/25/19)
FT Pct (min 4 made)	1.000 (5-5)	Thor Thorbjarnarson at Minnesota (03/08/20)
	1.000 (4-4)	Haanif Cheatham at Rutgers (01/25/20)
	1.000 (4-4)	Dachon Burke vs Southern Utah (11/09/19)
Rebounds	19	Yvan Ouedraogo vs Northwestern (03/01/20)
	14	Yvan Ouedraogo vs A&M-Corpus Christi (12/29/19)
Assists	12	Cam Mack vs Purdue (12/15/19)
	11	Cam Mack vs Southern Utah (11/09/19)
Steals	5	Dachon Burke vs Northwestern (03/01/20)
	5	Haanif Cheatham vs Michigan St. (02/20/20)
	5	Dachon Burke vs George Mason (11/26/19)
Blocked Shots	3	Dachon Burke vs A&M-Corpus Christi (12/29/19)
	3	Jervay Green vs UC Riverside (11/05/19)
Turnovers	7	Thor Thorbjarnarson at Michigan (03/05/20)
	6	Thor Thorbjarnarson vs Northwestern (03/01/20)
Fouls	5	Jervay Green vs Michigan St. (02/20/20)
	5	Jervay Green vs Michigan (01/28/20)
	5	Kevin Cross vs Indiana (01/18/20)
	5	Thor Thorbjarnarson at Northwestern (01/11/20)
	5	Cam Mack vs Washington St. (11/25/19)
	5	Jervay Green vs UC Riverside (11/05/19)
Minutes	46	Jervay Green vs Southern Utah (11/09/19)
	45	Cam Mack at Indiana (12/13/19)
	44	Cam Mack vs Northwestern (03/01/20)
	42	Thor Thorbjarnarson vs Northwestern (03/01/20)
	42	Thor Thorbjarnarson at Indiana (12/13/19)
	42	Cam Mack vs Southern Utah (11/09/19)

2019-20 OPPONENT INDIVIDUAL GAME HIGHS

Points	31	Micah Bradford vs Southern U. (11/22/19)
	30	Brad Davison vs Wisconsin (02/15/20)
	30	Joe Wieskamp at Iowa (02/08/20)
	30	Marcus Zegarowski at Creighton (12-07-19)
Field Goals Made	13	Marcus Zegarowski at Creighton (12-07-19)
	11	Brad Davison vs Wisconsin (02/15/20)
	11	Micah Bradford vs Southern U. (11/22/19)
Field Goal Att.	23	Joe Wieskamp vs Iowa (01/07/20)
	21	CJ Elleby vs Washington St. (11/25/19)
FG Pct (min 5 made)	1.000 (8-8)	Caleb McConnell vs Rutgers (01/03/20)
	.875 (7-8)	Joey Brunk vs Indiana (01/18/20)
3-Point FG Made	8	Gabe Kalscheur at Minnesota (03/08/20)
	8	Brad Davison vs Wisconsin (02/15/20)
3-Point FG Att.	11	Gabe Kalscheur at Minnesota (03/08/20)
	11	Brad Davison vs Wisconsin (02/15/20)
	11	Micah Bradford vs Southern U. (11/22/19)
3-Pt FG Pct (min 2 made)	1.000 (2-2)	Jamari Wheeler vs Penn St. (02/01/20)
	1.000 (2-2)	Micah Potter at Wisconsin (01/21/20)
	1.000 (2-2)	Caleb McConnell vs Rutgers (01/03/20)
Free Throws Made	10	Kaleb Wesson vs Ohio St. (02/27/20)
	9	Anthony Cowan at Maryland (02/11/20)
Free Throw Att.	13	Kaleb Wesson vs Ohio St. (02/27/20)
	12	Anthony Cowan at Maryland (02/11/20)
FT Pct (min 4 made)	1.000 (8-8)	Joe Wieskamp at Iowa (02/08/20)
	1.000 (7-7)	CJ Elleby vs Washington St. (11/25/19)
	1.000 (6-6)	Cassius Winston vs Michigan St. (02/20/20)
	1.000 (6-6)	Ty-Shon Alexander at Creighton (12-07-19)
	1.000 (4-4)	Ryan Young vs Northwestern (03/01/20)
	1.000 (4-4)	CJ Walker vs Ohio St. (02/27/20)
	1.000 (4-4)	Aljami Durham at Indiana (12/13/19)
	1.000 (4-4)	Jordan Miller vs George Mason (11/26/19)
Rebounds	18	Kaleb Wesson vs Ohio St. (02/27/20)
	18	Luka Garza vs Iowa (01/07/20)
	18	George Willborn III vs UC Riverside (11/05/19)
Assists	11	Marcus Carr at Minnesota (03/08/20)
	10	Zavier Simpson at Michigan (03/05/20)
	10	Anthony Cowan at Maryland (02/11/20)
Steals	4	Boo Buie vs Northwestern (03/01/20)
	4	Javon Greene vs George Mason (11/26/19)
	4	Jakolby Long vs Southern Utah (11/09/19)
Blocked Shots	5	Pete Nance vs Northwestern (03/01/20)
	5	E.J. Liddell vs Ohio St. (02/27/20)
	5	Myles Johnson at Rutgers (01/25/20)
	5	AJ Wilson vs George Mason (11/26/19)
Turnovers	7	Ryan Young vs Northwestern (03/01/20)
	6	Franz Wagner vs Michigan (01/28/20)
	6	Pat Spencer at Northwestern (01/11/20)
	6	Michael Devoe at Georgia Tech (12/04/19)
	6	George Willborn III vs UC Riverside (11/05/19)
Fouls	5	Pat Spencer vs Northwestern (03/01/20)
	5	Aljami Durham at Indiana (12/13/19)
	5	Christian Bishop at Creighton (12-07-19)
	5	Micah Bradford vs Southern U. (11/22/19)
	5	Jayden Saddler vs Southern U. (11/22/19)

2019-20 RECORD BY STARTING LINEUP

No.	Starting Lineup	Record
1.	Burke, Cheatham, Green, Mack, Ouedraogo	3-4
2.	Burke, Cheatham, Green, Kavas, Ouedraogo	1-0
3.	Burke, Cheatham, Green, Ouedraogo, Thorbjarnarson	0-2
4.	Burke, Cheatham, Mack, Ouedraogo, Thorbjarnarson	3-12
5.	Burke, Cheatham, Easley, Ouedraogo, Thorbjarnarson	0-2
6.	Cheatham, Cross, Green, Mack, Thorbjarnarson	0-2
7.	Cheatham, Green, Mack, Ouedraogo, Thorbjarnarson	0-1
8.	Cheatham, Easley, Green, Ouedraogo, Thorbjarnarson	0-1

RECAPS

(-----Nebraska Individual Leaders-----)

Date	Opponent	Result	Record (B1G)	Attend.	Points	Rebounds	Assists	Steals
11/5	UC Riverside	L, 47-66	0-1 (0-0)	15,745	(11) Mack	(9) Mack	(3) Mack, Cheatham	(2) Green, Ouedraogo
11/9	Southern Utah	L, 78-79 (2OT)	0-2 (0-0)	15,828	(19) Cross	(8) Green	(11) Mack	(3) Green
11/15	South Dakota State	W, 90-73	1-2 (0-0)	15,946	(24) Mack	(12) Ouedraogo	(5) Green	(3) Mack
11/22	Southern	W, 93-86 (OT)	2-2 (0-0)	15,931	(22) Green	(7) Cheatham	(8) Mack	(2) Green
11/25	vs. Washington State	W, 82-71	3-2 (0-0)	660	(19) Cheatham	(8) Mack, Green, Cross	(6) Mack	(3) Mack
11/26	vs. George Mason	L, 66-85	3-3 (0-0)	1,066	(14) Burke	(5) Ouedraogo, Cross	(5) Green	(5) Burke
11/27	vs. South Florida	W, 74-67	4-3 (0-0)	512	(26) Cheatham	(5) Ouedraogo	(7) Mack	(2) Mack
12/4	at Georgia Tech	L, 56-73	4-4 (0-0)	5,133	(14) Cheatham	(11) Cheatham	(6) Mack	(2) Cheatham, Thorbjarnarson
12/7	at Creighton	L, 76-95	4-5 (0-0)	18,068	(14) Cheatham	(7) Burke	(3) Mack	(2) Burke
12/13	at Indiana*	L, 90-96 (OT)	4-6 (0-1)	17,222	(25) Burke	(10) Ouedraogo	(10) Mack	(2) Burke, Mack
12/15	Purdue*	W, 70-54	5-6 (1-1)	15,654	(18) Burke	(10) Mack	(12) Mack	(2) Burke, Cheatham
12/21	North Dakota	L, 74-75	5-7 (1-1)	15,010	(19) Mack	(9) Ouedraogo	(7) Mack	(3) Burke
12/29	Texas A&M-Corpus Christi	W, 73-52	6-7 (1-1)	14,968	(17) Cheatham	(14) Ouedraogo	(5) Mack	(4) Thorbjarnarson
1/3	Rutgers*	L, 62-79	6-8 (1-2)	15,024	(16) Cheatham	(5) Mack, Burke	(6) Mack	(2) Green
1/7	Iowa *	W, 76-70	7-8 (2-2)	14,722	(17) Thorbjarnarson	(9) Thorbjarnarson	(10) Mack	(2) Thorbjarnarson, Easley
1/11	at Northwestern *	L, 57-62	7-9 (2-3)	5,664	(11) Mack	(10) Mack	(7) Mack	(3) Cheatham
1/14	at No. 21 Ohio State *	L, 68-80	7-10 (2-4)	12,954	(15) Thorbjarnarson	(6) Thorbjarnarson	(6) Mack	(1) Mack, Burke
1/18	Indiana *	L, 74-82	7-11 (2-5)	15,925	(20) Mack	(9) Thorbjarnarson	(9) Mack	(3) Thorbjarnarson, Easley
1/21	at Wisconsin	L, 68-82	7-12 (2-6)	16,856	(20) Burke	(8) Burke, Ouedraogo	(6) Mack	(3) Cross
1/25	at No. 24 Rutgers	L, 72-75	7-13 (2-7)	8,000	(19) Mack	(8) Thorbjarnarson	(5) Burke	(2) Green
1/28	Michigan	L, 68-79	7-14 (2-8)	15,868	(19) Mack	(8) Thorbjarnarson	(9) Mack	(3) Easley
2/1	No. 24 Penn State	L, 64-76	7-15 (2-9)	15,901	(15) Cheatham	(8) Cheatham	(3) Mack	(2) Burke, Easley, Cheatham
2/8	at No. 17 Iowa	L, 72-94	7-16 (2-10)	15,056	(18) Green	(7) Green	(5) Cross	(3) Mack
2/11	at No. 9 Maryland	L, 70-72	7-17 (2-11)	14,396	(20) Cheatham	(7) Thorbjarnarson	(8) Mack	(2) Mack
2/15	Wisconsin	L, 74-81	7-18 (2-12)	15,584	(17) Cheatham	(10) Ouedraogo	(8) Mack	(2) Thorbjarnarson, Easley
2/21	Michigan State	L, 65-86	7-19 (2-13)	15,836	(21) Burke	(7) Ouedraogo	(6) Mack	(5) Cheatham
2/24	at Illinois	L, 59-71	7-20 (2-14)	15,554	(14) Cheatham	(10) Ouedraogo	(2) Cheatham, Green, Thorbjarnarson	(2) Ouedraogo, Green
2/27	No. 21 Ohio State	L, 54-75	7-21 (2-15)	15,611	(13) Burke	(6) Ouedraogo	(4) Thorbjarnarson	(1) Five players
3/1	Northwestern	L, 76-81 (OT)	7-22 (2-16)	14,842	(22) Cheatham	(19) Ouedraogo	(7) Mack	(5) Burke
3/5	at No. 25 Michigan	L, 58-82	7-23 (2-17)	12,707	(19) Cheatham	(7) Thorbjarnarson	(4) Green	(3) Burke, Cheatham
3/8	at Minnesota	L, 75-107	7-24 (2-18)	9,984	(17) Cheatham	(6) Easley	(4) Cheatham	(3) Cheatham

THE LAST TIME...

Nebraska...

Scored 100 or more points.....	106; vs. Mississippi Valley State, 11/6/18
Scored 90 or more points.....	90; at Indiana, 12/13/19
Scored 41 to 50 points.....	47; UC Riverside, 11/5/19
Scored 40 or fewer points.....	38; at Oregon, 12/15/12
Shot 70% from the field.....	.723; vs. UNC Wilmington 12/5/97 (34-47)
Shot 60% from the field.....	.628; vs. Northwestern, 2/3/15 (27-43)
Shot 90% from the free throw line (Min 10 attempts).....	.909; vs. Southwest Minnesota State, 12/28/18 (10-11)
Made 10, 3-Point Field Goals.....	12; Northwestern, 3/1/20 (12-32)
Had 60 rebounds.....	60; vs. Oral Roberts, 12/22/99
Had 50 rebounds.....	50; at Illinois, 2/2/19
Had 30 assists.....	35, vs. Northeastern Illinois, 12/21/94
Had 15 steals.....	16, vs. Northwestern, 3/1/20
Had 10 blocked shots.....	14; at Northwestern, 1/2/18
Had 10 or fewer turnovers.....	10, Wisconsin, 2/15/20
Had 20 or more turnovers.....	22; at Michigan, 3/5/20
Had three players with 20 points.....	vs. Iowa, 3/10/19
.....	(Palmer Jr. 27; Watson Jr. 23; Roby 23)
Had three players with 10 rebounds.....	vs. Texas Tech, 1/19/00
.....	(Bradford 16, Ffriend 12, Truscott 11)
Had five players reach double-figure points.....	vs. Iowa, 1/7/2020
.....	(Thorbjarnarson 17; Mack 15; Cheatham 14; Burke 13; Cross 11)
Had a player score 40 points.....	41; Aleks Maric, vs. Kansas State, 2/13/07
Had a player score 30 points.....	30; James Palmer Jr. vs. Rutgers (BTT), 3/13/19
Had a player grab 15 rebounds.....	19; Yvan Ouedraogo, 3/1/20
Had a player dish out 10 assists.....	10; Cam Mack vs. Iowa, 1/7/20
Had a player collect five steals.....	5; Dachon Burke Jr. vs. Northwestern, 3/1/20
Had a player block five shots.....	5; Isaiah Roby vs. Maryland, 2/6/18
Had a player with a triple double.....	11 pt/10 reb/12 asst.; Cam Mack v. Purdue, 12/15/19

A Nebraska Opponent...

107; at Minnesota, 3/08/2020
107; at Minnesota, 3/08/2020
50; Northwestern, 2/16/19
38; Southwest Minnesota State, 12/28/18
.723; Kansas, 2/2/85 (34-47)
.630; Michigan, 3/5/17 (34-54)
.917; vs. Wisconsin (BTT), 3/15/19 (11-12)
18; at Minnesota, 3/8/20 (18-35)
62; Colorado, 2/15/75
51; Michigan State, 2/20/19
32; at Minnesota, 3/8/20
15; Florida State, 12/31/05
11; at Michigan State, 12/3/17
9; Ohio State, 2/27/20
20; Northwestern, 3/1/20
Michigan, 1/14/17
(Wagner 23, Irvin 21, Walton 20)
at Kansas, 1/9/02
(Collison 13, Gooden 12, Simien 10)
at Michigan, 3/5/20
(Livers 18; Teske 12; Simpson 11; Wagner 11; Johns Jr. 10)
41; Jarriss Jackson, Texas Tech, 2/18/06
30; Brad Davison, Wisconsin, 2/15/20
18; Caleb Wesson, Ohio State, 2/27/20
11; Marcus Carr, at Minnesota, 3/8/20
7; Josh Reeves, Penn State, 2/25/18
5; E.J. Liddel, Ohio State, 2/27/20

MISC REVIEW

Nebraska Record When:	All (W)	All(L)	H(W)	H(L)	A (W)	A (L)						
Ahead at Halftime	5	3	5	3	0	0	Rebounds are Even	0	0	0	0	0
Behind at Halftime	2	21	0	8	2	13	Committing More TOs than Opp	2	6	1	2	1
Tied at Halftime	0	0	0	0	0	0	Committing Fewer TOs than Opp	3	18	3	9	0
Bench Outscores Opponent's	4	10	3	4	1	6	Turnovers are Even	2	0	1	0	1
Opponent Bench Outscores NU	3	12	2	7	1	5	Leading with 5:00 left	7	2	5	1	2
Bench scoring is even	0	2	0	0	0	2	Trailing with 5:00 left	0	22	0	10	0
Shooting 50% or Better	3	0	1	0	2	0	Tied with 5:00 left	0	0	0	0	0
Shooting Under 50%	4	24	4	11	0	13	In Overtime	1	3	1	2	0
Opp. Shoots 50% or Better	0	7	0	4	0	3	Scoring 80 or more points	3	1	2	0	1
Opp. Shoots Under 50%	7	17	5	7	2	10	Scoring 61 to 79 points	4	17	3	9	1
Outshooting Opponent (pct.)	6	1	5	0	1	1	Scoring 60 or fewer points	0	6	0	2	0
Outshot by Opponent (pct.)	1	22	0	10	1	12	Allowing 80 or more points	1	12	1	4	0
Shooting is even	0	1	0	1	0	0	Allowing 61 to 79 points	4	12	2	7	2
Outrebounding Opponent	2	2	2	1	0	1	Allowing 60 or fewer points	2	0	2	0	0
Outrebounded by Opponent	5	22	3	10	2	12						

MISC REVIEW

Biggest margin of victory	21, Texas A&M-Corpus Christi (12/29)	Largest halftime lead surrendered in loss	11, Southern Utah (11/9)
Biggest margin of defeat	32, at Minnesota (3/8)	Largest lead at any time	31, South Dakota State (11/15)
Largest deficit overcome in win.....	8, Southern (11/22)	Largest deficit at any time	38, Iowa (2/8)
Largest halftime deficit overcome in win	3, Washington State (11/25)	Largest runs without opponent scoring	13, South Dakota State (8:10-4:22, 1st)
Largest lead surrendered in loss.....	14, Southern Utah (11/9)	Largest opponent run without NU scoring.....	16, Wisconsin (16:26-12:17, 2nd)

SPECIALITY STATS

Opponent	NU-Opp Paint	NU-Opp off TO	NU-Opp 2nd Ch.	NU-Opp Bench	Largest Lead	Largest Deficit	Tip	1st Sub(s)
UC Riverside	18-22	14-3	0-11	14-18	9 (13:12, 1st)	20 (2nd, 1:19)	Won	Cross, Kavas
Southern Utah	42-48	12-13	3-9	28-29	15 (4:10, 1st)	4 (2nd, 0:05)	Lost	Cross
South Dakota State	50-48	16-7	11-13	20-24	31 (4:50, 1st)	-	Won	Cross
Southern	38-38	18-11	3-16	30-23	13 (5:07, 1st)	8 (2nd, 14:06)	Lost	Cross, Kavas
vs. Washington State	40-42	19-17	4-20	19-14	16 (7:22, 2nd)	6 (1st, 6:44)	Won	Cross
vs. George Mason	24-34	15-11	9-17	26-15	2 (10:44, 1st)	21 (1:23, 2nd)	Lost	Cross
vs. South Florida	32-34	12-10	2-15	12-19	8 (8:14, 1st)	8 (6:42, 2nd)	Lost	Cross
at Georgia Tech	30-48	10-18	5-7	13-10	4 (12:32, 1st)	20 (0:16, 2nd)	Lost	Cross
at Creighton	34-38	11-11	10-7	29-12	-	32 (18:36, 2nd)	Won	Mack, Cross
at Indiana	42-52	21-10	10-26	3-28	4 (7:04, 1st)	9 (16:57, 1st)	Lost	Cross
Purdue	26-32	13-12	9-12	13-17	16 (0:24, 2nd)	3 (6:19, 1st)	Lost	Cross, Kavas
North Dakota	36-30	15-16	6-11	24-8	4 (18:33, 1st)	8 (10:37, 2nd)	Won	Cross, Green
Texas A&M-Corpus Christi	32-22	24-13	17-6	23-21	24 (5:18, 2nd)	1 (17:52, 1st)	Won	Cross, Green
Rutgers	24-52	11-15	0-12	21-24	5 (13:06, 1st)	22 (10:58, 2nd)	Lost	Cross
Iowa	26-52	10-16	3-17	12-4	12 (8:03, 1st)	1 (12:41, 2nd)	Lost	Cross, Kavas
at Northwestern	22-22	7-6	2-11	20-15	5 (17:13, 1st)	18 (1:13, 1st)	Lost	Cross
at No. 21 Ohio State	38-34	17-15	13-12	15-15	4 (17:29, 1st)	25 (8:25, 2nd)	Lost	Cross
Indiana	30-40	13-10	9-15	15-21	9 (12:18, 1st)	19 (15:02, 2nd)	Lost	Cross
at Wisconsin	36-16	19-9	10-12	17-29	4 (17:38, 1st)	18 (1:04, 2nd)	Lost	Cross
at No. 24 Rutgers	30-30	16-11	5-17	22-22	7 (16:26, 1st)	14 (14:36, 2nd)	Won	Easley
Michigan	28-38	14-16	4-10	17-11	5 (18:04, 1st)	15 (5:47, 2nd)	Lost	Easley
No. 24 Penn State	30-28	16-15	9-10	19-33	7 (17:23, 1st)	24 (9:17, 2nd)	Lost	Mack
at No. 17 Iowa	44-40	10-19	6-14	39-24	-	38 (6:54, 2nd)	Lost	Cross
at No. 9 Maryland	34-28	19-9	10-5	18-8	2 (19:19, 1st)	14 (18:11, 2nd)	Lost	Easley
Wisconsin	34-26	7-11	4-2	20-17	7 (8:51, 1st)	18 (5:16, 2nd)	Lost	Burke, Ouedraogo
Michigan State	30-30	16-8	4-12	26-36	6 (11:47, 1st)	24 (1:27, 2nd)	Lost	Burke
Illinois	34-42	5-10	5-14	6-13	-	14 (4:35, 2nd)	Lost	Cross
No. 23 Ohio State	36-32	9-12	8-8	13-13	2 (19:35, 1st)	23 (0:54, 2nd)	Won	Cross
Northwestern	32-38	16-20	11-10	8-19	6 (14:23, 2nd)	9 (11:10, 1st)	Won	Cross, Green
at No. 25 Michigan	26-40	13-24	11-9	11-22	-	27 (1:36, 2nd)	Won	Green
at Minnesota	44-42	15-10	21-12	15-29	6 (18:22, 2nd)	35 (0:27, 2nd)	Lost	Cross

NEBRASKA SEASON/CAREER BESTS

#0 AKOL AROP

Points

Season: 5 at Michigan (3/5); at Minnesota (3/8)

Career: Same

Rebounds

Season: 6 at Michigan (3/5)

Career: Same

Field Goals

Season: 2 four times, last at Minnesota (3/8)

Career: Same

Field Goal Attempts

Season: 5 at Michigan (3/5)

Career: Same

3-Point Field Goals

Season: 1 at Minnesota (3/8)

Career: Same

3-Point Field Goal Attempts

Season: 1 vs. UC Riverside (11/5); at Minnesota (3/8)

Career: Same

Free Throws

Season: 2 at Creighton (12/7)

Career: Same

Free Throw Attempts

Season: 2 at Creighton (12/7); Michigan State (2/20)

Career: Same

Assists

Season: 1 vs. Penn State (2/1)

Career: Same

Steals

Season: 1 four times, last at Minnesota (3/8)

Career: Same

Blocks

Season: 1 three times, last Michigan State (2/20)

Career: Same

Minutes Played

Season: 20 at Michigan (3/5); at Minnesota (3/8)

Career: Same

#1 KEVIN CROSS

Points

Season: 19 vs. Southern Utah (11/9)

Career: Same

Rebounds

Season: 8 vs. Washington State (11/25)

Career: Same

Field Goals

Season: 8 vs. Southern Utah (11/9)

Career: Same

Field Goal Attempts

Season: 15 vs. Southern Utah (11/9); at Minnesota (3/8)

Career: Same

3-Point Field Goals

Season: 3 three times, last Michigan (1/28)

Career: Same

3-Point Field Goal Attempts

Season: 7 at Northwestern (1/11); at Minnesota (3/8)

Career: Same

Free Throws

Season: 3 vs. Rutgers (1/4)

Career: Same

Free Throw Attempts

Season: 3 vs. Rutgers (1/4)

Career: Same

Assists

Season: 5 at Iowa (2/8)

Career: Same

Steals

Season: 3 at Wisconsin (1/21)

Career: Same

Blocks

Season: 2 four times, last at Michigan (3/5)

Career: Same

Minutes Played

Season: 36 vs. Southern Utah (11/9)

Career: Same

#3 CAM MACK

Points

Season: 24 vs. SDSU (11/15)

Career: Same

Rebounds

Season: 10 vs. Purdue (12/15); at Northwestern (1/11)

Career: Same

Field Goals

Season: 8 vs. SDSU (11/15)

Career: Same

Field Goal Attempts

Season: 16 vs. Northwestern (3/1)

Career: Same

3-Point Field Goals

Season: 5 Michigan (1/28)

Career: Same

3-Point Field Goal Attempts

Season: 9 vs. Northwestern (3/1)

Career: Same

Free Throws

Season: 7 vs. Indiana (1/18)

Career: Same

Free Throw Attempts

Season: 11 vs. Washington State (11/25); vs. Indiana (1/18)

Career: Same

Assists

Season: 12 vs. Purdue (12/15)

Career: Same

Steals

Season: 3 five times, last vs. Michigan State (2/20)

Career: Same

Blocks

Season: 2 four times, last at Ohio State (1/14)

Career: Same

Minutes Played

Season: 45 at Indiana (12/13)

Career: Same

#11 DACHON BURKE JR.

Points

Season: 25 at Indiana (12/13)

Career: Same

Rebounds

Season: 8 at Wisconsin (1/21)

Career: Same

Field Goals

Season: 10 at Wisconsin (1/21)

Career: Same

Field Goal Attempts

Season: 17 at Michigan (3/5)

Career: Same

3-Point Field Goals

Season: 4 three times, last vs. Michigan State (2/20)

Career: Same

3-Point Field Goal Attempts

Season: 8 at Indiana (12/13); vs. Michigan State (2/20)

Career: Same

Free Throws

Season: 6 vs. SDSU (11/15)

Career: Same

Free Throw Attempts

Season: 9 vs. SDSU (11/15)

Career: Same

Assists

Season: 5 at Rutgers (1/24/20)

Career: Same

Steals

Season: 5 vs. George Mason (11/26); vs. Northwestern (3/1)

Career: Same

Blocks

Season: 3 vs. TAMU-CC (12/29)

Career: Same

Minutes Played

Season: 40 at Indiana (12/13)

Career: Same

#22 HAANIF CHEATHAM

Points

Season: 26 vs. South Florida (11/27/19)

Career: Same

Rebounds

Season: 11 at Georgia Tech (12/4)

Career: Same

Field Goals

Season: 9 vs. South Florida (11/27/19)

Career: Same

Field Goal Attempts

Season: 22 at Minnesota (3/8)

Career: Same

3-Point Field Goals

Season: 3 vs. Northwestern (3/1)

Career: Same

3-Point Field Goal Attempts

Season: 6 at Indiana (12/13)

Career: Same

Free Throws

Season: 9 vs. South Florida (11/27/19)

Career: Same

Free Throw Attempts

Season: 11 vs. South Florida (11/27/19)

Career: Same

Assists

Season: 4 vs. Purdue (12/15); at Minnesota (3/8)

Career: Same

Steals

Season: 5 vs. Michigan State (2/20)

Career: Same

Blocks

Season: 2 vs. Michigan State (2/20)

Career: Same

Minutes Played

Season: 41 at Indiana (12/13)

Career: Same

#23 JERVAY GREEN

Points

Season: 22 vs. Southern (11/22)

Career: Same

Rebounds

Season: 8 vs. So. Utah (11/9); vs. Washington State (11/25)

Career: Same

Field Goals

Season: 8 at Iowa (2/8)

Career: Same

Field Goal Attempts

Season: 18 vs. Southern Utah (11/9)

Career: Same

3-Point Field Goals

Season: 4 vs. Southern (11/22)

Career: Same

3-Point Field Goal Attempts

Season: 10 at Georgia Tech (12/4)

Career: Same

Free Throws

Season: 4 vs. Southern Utah (11/9); vs. Southern (11/22)

Career: Same

Free Throw Attempts

Season: 7 vs. Southern (11/22)

Career: Same

Assists

Season: 6 vs. Southern (11/22)

Career: Same

Steals

Season: 3 vs. Southern Utah (11/9)

Career: Same

Blocks

Season: 3 vs. UC Riverside (11/5)

Career: Same

Minutes Played

Season: 46 vs. Southern Utah (11/9)

Career: Same

#24 YVAN QUEDRAOGO

Points

Season: 11 four times, last vs. Northwestern (3/1)

Career: Same

Rebounds

Season: 19 vs. Northwestern (3/1)

Career: Same

Field Goals

Season: 5 at Illinois (2/24/20) vs. Northwestern (3/1)

Career: Same

Field Goal Attempts

Season: 11 at Indiana (12/13); vs. Northwestern (3/1)

Career: Same

3-Point Field Goals

Season: None

Career: Same

3-Point Field Goal Attempts

Season: None

Career: Same

Free Throws

Season: 5 vs. Southern (11/22); vs. TAMU-CC (12/29)

Career: Same

Free Throw Attempts

Season: 9 vs. Northwestern (3/1)

Career: Same

Assists

Season: 3 vs. Iowa (1/7/20)

Career: Same

Steals

Season: 2 four times, last vs. Northwestern (3/1)

Career: Same

Blocks

Season: 2 vs. George Mason (11/26); vs. Michigan State (2/20)

Career: Same

Minutes Played

Season: 38 vs. Northwestern (3/1)

Career: Same

#25 MATEJ KAVAS

Points

Season: 12 vs. North Dakota (12/21)

Career: Same

Rebounds

Season: 5 vs. TAMU-CC (12/29)

Career: Same

Field Goals

Season: 4 three times, last vs. TAMU-CC (12/29)

Career: Same

Field Goal Attempts

Season: 9 vs. TAMU-CC (12/29)

Career: Same

3-Point Field Goals

Season: 4 vs. North Dakota (12/21)

Career: Same

3-Point Field Goal Attempts

Season: 7 at Creighton (12/7)

Career: Same

Free Throws

Season: 5 vs. George Mason (11/26)

Career: Same

Free Throw Attempts

Season: 6 vs. George Mason (11/26)

Career: Same

NEBRASKA SEASON/CAREER BESTS

#30 CHARLIE EASLEY

Points

Season: 8 vs. Indiana (1/18)

Career: Same

Rebounds

Season: 6 at Minnesota (3/8)

Career: Same

Field Goals

Season: 2 five times, last at Minnesota (3/8)

Career: Same

Field Goal Attempts

Season: 7 at Rutgers (1/24/20)

Career: Same

3-Point Field Goals

Season: 2 vs. Indiana (1/18)

Career: Same

3-Point Field Goal Attempts

Season: 3 three times, last vs. Indiana (1/18)

Career: Same

Free Throws

Season: 3 vs. Rutgers (1/4)

Career: Same

Free Throw Attempts

Season: 3 vs. Rutgers (1/4)

Career: Same

Assists

Season: 3 at Iowa (2/8)

Career: Same

Steals

Season: 3 vs. Indiana (1/18); Michigan (1/28)

Career: Same

Blocks

Season: 1 vs. Wisconsin (2/15); vs. Ohio State (2/28)

Career: Same

Minutes Played

Season: 33 at Minnesota (3/8)

Career: Same

#34 THORIR THORBJARNARSON

Points

Season: 17 three times, last at Rutgers (1/24/20)

Career: same

Rebounds

Season: 9 three times, vs. Northwestern (3/1)

Career: 10 vs. Wisconsin (1/29/18)

Field Goals

Season: 7 at Indiana (12/13)

Career: same

Field Goal Attempts

Season: 12 at Indiana (12/13)

Career: same

3-Point Field Goals

Season: 5 at Ohio State (1/14); at Rutgers (1/24/20)

Career: same

3-Point Field Goal Attempts

Season: 8 three times, last at Maryland (2/11/20)

Career: same

Free Throws

Season: 5 vs. Purdue (12/15)

Career: same

Free Throw Attempts

Season: 6 vs. Purdue (12/15)

Career: same

Assists

Season: 5 vs. Rutgers (1/4)

Career: same

Steals

Season: 4 vs. TAMU-CC (12/29)

Career: 5 vs. Maryland (3/14/19)

Blocks

Season: 2 vs. Northwestern (3/1)

Career: 2 vs. Iowa (3/10/19); vs. Northwestern (3/1/20)

Minutes Played

Season: 42 vs. Northwestern (3/1)

Career: same



#0 AKOL AROP | 6-6 | 195 | Fr. | F | Omaha, Neb.

CAREER STATS

Year	Total				Rebounds																				
	GP	GS	Min	Avg	FG	FGA	Pct	3FG	3FGA	Pct	FT	FTA	Pct	Off	Def	Tot	Avg	PF	FO	Ast	TO	Blk	Stl	Pts	Avg
2019-20	20	0	91	4.6	9	15	.600	1	2	.500	3	7	.429	8	16	24	1.2	15	0	1	3	4	5	22	1.1
TOTAL	20	0	91	4.6	9	15	.600	1	2	.500	3	7	.429	8	16	24	1.2	15	0	1	3	4	5	22	1.1

2019-20 GAME BY GAME

Opponent	Date	GS	Min	TOTAL			3-PTS			REBOUNDS			PF	FO	A	TO	Blk	Stl	Pts	Avg				
				FG	FGA	Pct	3FG	3FGA	Pct	Off	Def	Tot									Avg			
UC Riverside	11/5/19	1	0	1	.000	0	1	.000	0	1	1	1.0	0	0	0	0	0	0	0	0.0				
Southern Utah	11/9/19	DNP																						
South Dakota St.	11/15/19	1	0	0	.000	0	0	.000	0	0	1	1.0	0	0	0	0	0	0	0	0.0				
Southern	11/22/19	DNP																						
vs. Washington State	11/25/19	DNP																						
vs. George Mason	11/26/19	DNP																						
vs. South Florida	11/27/19	DNP																						
at Georgia Tech	12/04/19	1	0	0	.000	0	0	.000	0	0	0	0.7	0	0	0	0	0	0	0	0.0				
at Creighton	12/7/19	3	0	1	.000	0	0	.000	2	2	1.000	4	4	1.5	0	1	1	0	2	0.5				
at Indiana	12/13/19	0+	0	0	.000	0	0	.000	0	0	0	1.2	0	0	0	0	0	0	0	0.4				
Purdue	12/15/19	DNP																						
North Dakota	12/21/19	DNP																						
TAMU-Corpus Christi	12/29/19	2	0	0	.000	0	0	.000	0	0	1	1.2	0	0	0	1	0	0	0	0.3				
Rutgers	1/3/20	2	0	0	.000	0	0	.000	0	0	0	1.0	0	0	0	0	0	0	0	0.3				
Iowa	1/7/20	DNP																						
at Northwestern	1/11/20	DNP																						
at No. 21 Ohio State	1/14/20	1	0	0	.000	0	0	.000	0	0	0	0.9	0	0	0	0	0	0	0	0.3				
Indiana	1/18/20	DNP																						
at Wisconsin	1/21/20	1	0	0	.000	0	0	.000	0	0	1	0.9	0	0	0	0	1	0	0	0.2				
at No. 24 Rutgers	1/25/20	DNP																						
Michigan	1/28/20	2	0	0	.000	0	0	.000	0	0	0	0.8	1	0	0	0	0	0	0	0.2				
No. 24 Penn State	2/1/20	3	2	2	1.000	0	0	.000	0	1	.000	2	2	0.9	0	0	1	0	1	4	0.5			
at No. 17 Iowa	2/8/20	11	2	2	1.000	0	0	.000	0	1	.000	2	1	3	1.1	3	0	0	1	0	4	0.8		
at No. 9 Maryland	2/11/20	0	0	0	.000	0	0	.000	0	0	0	1.0	1	0	0	0	0	1	0	0	0	0.8		
Wisconsin	2/15/20	6	0	0	.000	0	0	.000	0	0	0	1.0	1	0	1	1.0	2	0	0	0	1	0	0.7	
at Illinois	2/24/20	3	0	0	.000	0	0	.000	0	0	0	0.9	0	0	0	0	0	0	0	0	0	0	0.6	
No. 23 Ohio State	2/27/20	4	1	2	.500	0	0	.000	0	0	0	0.9	0	1	1	0.9	0	0	0	0	0	2	0.7	
Northwestern	3/1/20	3	0	0	.000	0	0	.000	0	0	1	0.9	1	0	0	0	0	0	1	0	0	0	0.7	
at No. 25 Michigan	3/5/20	20	2	5	.400	0	0	.000	1	1	1.000	3	3	6	1.2	3	0	0	1	0	0	5	0.9	
at Minnesota	3/8/20	21	2	2	1.000	1	1	1.000	0	0	0	1.2	1	1	2	1.2	3	0	0	0	1	5	1.1	
Totals		0	91	9	15	.600	1	2	.500	3	7	.429	8	16	24	1.2	15	0	1	3	4	5	22	1.1

NOTING AROP

- True freshman who has seen limited duty in his first season at Nebraska, but has played more in the last month of the season
- Tied his season high with five points on 2-of-2 shooting, including his first career 3-pointer, at Minnesota
- Established season highs in points (five), rebounds (six) and minutes (20) at No. 25 Michigan
- Totaled two points and a rebound in four minutes against No. 23 Ohio State
- Played three minutes in the first half against Illinois, but did not have any stats
- Played six minutes in the second half against Wisconsin and had one rebound and a steal
- Was used as a defensive replacement and had a steal at No. 9 Maryland
- Played a season-high 11 minutes at No. 17 Iowa, finishing with four points, three rebounds and a blocked shot
- Has his first two career field goals, two boards and a steal in three minutes of work against Penn State
- Was held scoreless in two minutes against Michigan
- Had an offensive rebound and a blocked shot in limited action at Wisconsin
- Played the final two minutes against Rutgers
- Grabbed a rebound in the final two minutes against Texas A&M-Corpus Christi
- Was used as a defensive sub against Indiana late in the game
- Earned his most extensive time against Creighton, totaling two points, four rebounds and a blocked shot in four minutes
- Had a rebound in a minute of work against South Dakota State
- Grabbed a rebound in his collegiate debut against UC Riverside
- 2019 Gatorade Player of the Year in Nebraska who averaged 19.4 points, 10.9 rebounds and 2.6 blocks per game as a senior at Omaha Creighton Prep High School
 - First-team all-state selection by the Omaha World-Herald and Lincoln Journal Star after recording 19 double-doubles as a senior
 - Totaled 1,268 points on 66 percent shooting, 733 rebounds and 162 blocks in three seasons at Creighton Prep
 - Was AAU teammates with fellow Husker freshmen Jace Piatkowski, Charlie Easley and Bret Porter
 - One of nine kids in the family, including older brother, Aguek, who plays basketball at San Diego State

MISC. STATS

Category	2019-20	Career
Double-Figure Scoring	0	0
Double-Figure Rebounding	0	0
Double-Figure Assists	0	0
Double-Doubles	0	0
Led NU in Scoring	0	0
Led NU in Rebounding	0	0
Led NU in Assists	0	0
20+ Point Games	0	0
30+ Point Games	0	0

TOP PERFORMANCES OF 2019-20

Category	No.	Opponent (Date)
Points	5	at Michigan (3/5)
	5	at Minnesota (3/8)
	4	Penn State (2/1/20)
	4	at Iowa (2/8/20)
Rebounds	6	at Michigan (3/5)
	4	at Creighton (12/7/19)
	3	at Iowa (2/8/20)
Assists	1	Penn State (2/1/20)



#1 KEVIN CROSS | 6-8 | 240 | Fr. | F | Little Rock, Ark.

CAREER STATS

Year	GP	GS	Total									Rebounds				PF	FO	Ast	TO	Blk	Stl	Pts	Avg		
			Min	Avg	FG	FGA	Pct	3FG	3FGA	Pct	FT	FTA	Pct	Off	Def									Tot	Avg
2019-20	31	2	562	18.1	76	225	.338	28	107	.262	25	39	.641	28	88	116	3.7	64	1	37	37	12	7	205	6.6
TOTAL	31	2	562	18.1	76	225	.338	28	107	.262	25	39	.641	28	88	116	3.7	64	1	37	37	12	7	205	6.6

2019-20 GAME BY GAME

Opponent	Date	GS	Min	TOTAL			3-PTS			REBOUNDS			PF	FO	A	TO	Blk	Stl	Pts	Avg				
				FG	FGA	Pct	3FG	FGA	Pct	FT	FTA	Pct									Off	Def	Tot	Avg
UC Riverside	11/05/19	14	1	10	.100	1	6	.167	1	2	.500	3	0	3	3.0	2	0	0	0	4	4.0			
Southern Utah	11/09/19	36	8	15	.533	1	3	.333	2	2	1.000	3	2	5	4.0	1	0	2	1	0	19	11.5		
South Dakota St.	11/15/19	17	4	5	.800	1	1	1.000	1	1	1.000	0	2	2	3.3	4	0	0	1	2	0	10	11.0	
Southern	11/22/19	23	4	6	.667	0	2	.000	0	2	.000	0	1	1	2.8	0	0	2	0	0	8	10.3		
vs. Washington St.	11/25/19	26	6	8	.750	2	4	.500	0	2	.000	0	8	8	3.8	0	0	1	3	2	0	14	11.0	
vs. George Mason	11/26/19	20	4	8	.500	3	5	.600	0	0	.000	1	4	5	4.0	1	0	1	2	1	0	11	11.0	
vs. South Florida	11/27/19	16	0	5	.000	0	2	.000	0	0	.000	0	1	1	3.6	0	0	1	1	0	0	0	9.4	
at Georgia Tech	12/04/19	17	1	6	.167	0	3	.000	0	0	.000	1	4	5	3.8	1	0	1	2	0	0	2	8.5	
at Creighton	12/7/19	10	0	3	.000	0	2	.000	0	2	.000	0	1	1	3.4	1	0	0	1	0	0	0	7.6	
at Indiana	12/13/19	13	1	3	.333	0	2	.000	1	2	.500	3	4	7	3.8	2	0	2	0	0	0	3	7.1	
Purdue	12/15/19	23	3	8	.375	1	4	.250	0	0	.000	1	6	7	4.1	1	0	3	1	0	1	7	7.1	
North Dakota	12/21/19	15	3	9	.333	1	4	.250	2	3	.667	3	2	5	4.2	4	0	1	3	0	0	9	7.3	
TAMU-Corpus Christi	12/29/19	15	1	4	.250	0	1	.000	0	0	.000	2	4	6	4.3	2	0	3	1	0	1	2	6.8	
Rutgers	1/3/20	19	2	9	.222	0	4	.000	3	3	1.000	2	2	4	4.3	1	0	0	0	0	0	7	6.9	
Iowa	1/7/20	18	3	8	.375	1	3	.333	4	5	.800	1	4	5	4.3	3	0	0	1	0	1	11	7.1	
at Northwestern	1/11/20	21	3	11	.273	3	7	.429	0	0	.000	2	3	5	4.4	1	0	2	0	0	0	9	7.3	
at No. 21 Ohio State	1/14/20	10	2	4	.500	1	1	1.000	0	0	.000	1	1	2	4.2	4	0	0	1	0	0	5	7.1	
Indiana	1/18/20	16	1	5	.200	1	3	.333	2	2	1.000	0	2	2	4.1	5	1	1	2	0	0	5	7.0	
at Wisconsin	1/21/20	21	6	11	.545	3	5	.600	2	3	.667	0	2	2	4.0	3	0	1	0	0	3	17	7.5	
at No. 24 Rutgers	1/25/20	17	2	8	.250	0	3	.000	0	0	.000	0	5	5	4.1	3	0	3	0	0	0	4	7.4	
Michigan	1/28/20	21	6	11	.545	3	5	.600	2	2	1.000	0	4	4	4.0	4	0	2	3	0	0	17	7.8	
No. 24 Penn State	2/1/20	21	2	8	.250	1	3	.333	0	1	.000	2	3	5	4.1	2	0	0	0	1	0	5	7.7	
at No. 17 Iowa	2/8/20	17	1	6	.167	0	4	.000	2	2	1.000	0	5	5	4.1	3	0	5	2	0	0	4	7.5	
at No. 9 Maryland	2/11/20	* 23	2	10	.200	1	6	.167	0	0	.000	0	4	4	4.1	4	0	2	3	0	1	5	7.4	
Wisconsin	2/15/20	* 17	1	6	.167	1	5	.200	1	2	.500	0	1	1	4.0	4	0	1	0	0	0	4	7.3	
Michigan State	2/20/20	16	1	6	.167	1	5	.200	0	0	.000	0	3	3	4.0	1	0	1	1	0	0	3	7.1	
at Illinois	2/24/20	14	2	5	.400	0	1	.000	0	0	.000	0	1	1	3.9	2	0	1	1	1	0	4	7.0	
No. 23 Ohio State	2/27/20	21	1	7	.143	0	4	.000	0	1	.000	0	4	4	3.9	0	0	0	1	2	0	2	6.8	
Northwestern	3/1/20	4	0	1	.000	0	1	.000	0	0	.000	0	0	0	3.7	1	0	0	2	0	0	0	6.6	
at No. 25 Michigan	3/5/20	20	1	4	.250	0	1	.000	2	2	1.000	1	4	5	3.8	0	0	1	2	0	0	4	6.5	
at Minnesota	3/8/20	21	4	15	.267	2	7	.286	0	0	.000	2	1	3	3.7	4	0	3	2	0	0	10	6.6	
Totals		2	562	76	225	.338	28	107	.262	25	39	.641	28	88	116	3.7	64	1	37	37	12	7	205	6.6

NOTING CROSS

- True freshman who is splitting time at center and can step out to 3-point range
- Reached double figures for the first time since Jan. 28 with 10 points off the bench at Minnesota
- Finished with four points, five boards and two blocks at No. 25 Michigan
- Totaled two points, four rebounds and tied his season high with two blocks against No. 23 Ohio State
- Came off the bench and had three points and three boards vs. Michigan State
- Made his first start at No. 9 Maryland, finishing with five points, four boards and two assists
- Had four points, five rebounds and a career-high five assists in 16 minutes at No. 17 Iowa
- Shined against Michigan with 17 points, including a trio of 3-pointers, four boards and two assists
- Provided a big spark off the bench, scoring 17 points, including a trio of 3-pointers, and three steals at Wisconsin
- Finished with nine points, including a career-high three 3-pointers, at Northwestern
- Made a big contribution off the bench with 11 points, including eight in the second half, and five boards vs. Iowa
- Tallied seven points and four boards in 19 minutes off the bench against Rutgers
- Turned in a solid effort against Texas A&M-CC with six rebounds and three assists in 15 minutes of work
- Came off the bench to score nine points and grab five rebounds against North Dakota
- Finished with seven points, seven rebounds and three assists in a win over Purdue
- Had three points, but chipped in seven rebounds and two assists at Indiana
- Totaled 11 points - all in the second half - and tied for team high with five rebounds against George Mason
- Finished with 14 points on 6-of-8 shooting and a season-high eight rebounds in a win over Washington State
- Scored all eight points of his in the second half against Southern and added two assists in the overtime win
- Came off the bench with 10 points on 4-of-5 shooting in 17 minutes against South Dakota State
- Led Nebraska with 19 points on 8-of-15 shooting against Southern Utah, as his 19 points were the most by a Husker freshman since 2013
 - Two-time all-state performer at Mills University Studies High School helping his team to state runner-up finishes in 2018 and 2019
 - Averaged 18 points, 10 rebounds and two assists per game as a senior, earning second-team all-state (all classes) recognition by the Arkansas Democrat Gazette

MISC. STATS

Category	2019-20	Career
Double-Figure Scoring	8	8
Double-Figure Rebounding	0	0
Double-Figure Assists	0	0
Double-Doubles	0	0
Led NU in Scoring	1	1
Led NU in Rebounding	2	2
Led NU in Assists	1	1
20+ Point Games	0	0
30+ Point Games	0	0

TOP PERFORMANCES OF 2019-20

Category	No.	Opponent (Date)
Points	19	Southern Utah (11/9/19)
	17	at Wisconsin (1/21/20)
	17	Michigan (1/28/20)
Rebounds	8	vs. Washington State (11/25/19)
	7	at Indiana (12/13/19)
	7	Purdue (12/15/19)
Assists	5	at Iowa (2/8/20)
	3	Purdue (12/15/19)
	3	at Rutgers (1/24/20)
	3	Texas A&M-CC (12/29/19)



#3 CAM MACK | 6-2 | 175 | So. | G | Austin, Texas

CAREER STATS

Year	GP	GS	Total										Rebounds				PF	FO	Ast	TO	Blk	Stl	Pts	Avg	
			Min	Avg	FG	FGA	Pct	3FG	3FGA	Pct	FT	FTA	Pct	Off	Def	Tot									Avg
2019-20	28	25	974	34.8	118	306	.386	43	127	.339	58	102	.569	25	102	127	4.5	69	1	179	74	11	36	337	12.0
TOTAL	28	25	974	34.8	118	306	.386	43	127	.339	58	102	.569	25	102	127	4.5	69	1	179	74	11	36	337	12.0

2019-20 GAME BY GAME

Opponent	Date	GS	Min	TOTAL			3-PTS			REBOUNDS			PF	FO	A	TO	Blk	Stl	Pts	Avg				
				FG	FGA	Pct	3FG	FGA	Pct	FT	FTA	Pct									Off	Def	Tot	Avg
UC Riverside	11/05/19	*	32	4	13	.308	2	5	.400	1	2	.500	3	6	9	9.0	1	0	3	2	0	11	11.0	
Southern Utah	11/09/19	*	42	5	14	.357	0	6	.000	3	6	.500	1	6	7	8.0	2	0	11	3	1	2	13	12.0
South Dakota St.	11/15/19	*	35	8	14	.571	3	6	.500	5	7	.714	1	1	2	6.0	2	0	4	1	0	3	24	16.0
Southern	11/22/19	*	36	6	11	.545	0	0	.000	4	7	.571	1	1	2	5.0	3	0	8	3	0	1	16	16.0
vs Washington St.	11/25/19	*	37	2	8	.250	0	2	.000	6	11	.545	1	7	8	5.6	5	1	6	5	0	3	10	14.8
vs George Mason	11/26/19	*	30	4	9	.444	1	3	.333	0	0	.000	1	1	2	5.0	4	0	3	4	0	0	9	13.8
vs. South Florida	11/27/19	*	27	2	5	.400	0	0	.000	1	2	.500	1	3	4	4.9	1	0	7	1	0	2	5	12.6
at Georgia Tech	12/04/19	*	35	4	11	.364	1	3	.333	2	4	.500	1	1	2	4.5	4	0	6	3	1	1	11	12.4
at Creighton	12/7/19	*	30	4	9	.444	1	3	.333	3	5	.600	0	2	2	4.2	3	0	3	2	1	1	12	12.3
at Indiana	12/13/19	*	45	5	14	.357	3	8	.375	2	2	1.000	0	3	3	4.1	3	0	10	4	0	2	15	12.6
Purdue	12/15/19	*	35	4	7	.571	3	4	.750	0	0	.000	2	8	10	4.6	2	0	12	3	1	1	11	12.5
North Dakota	12/21/19	*	38	7	9	.778	3	5	.600	2	4	.500	2	5	7	4.8	4	0	7	5	0	1	19	13.0
TAMU-Corpus Christi	12/29/19	*	31	3	9	.333	1	4	.250	3	4	.750	0	3	3	4.7	1	0	5	2	0	3	10	12.8
Rutgers	1/3/20	*	32	3	8	.375	2	5	.400	3	5	.600	2	3	5	4.7	3	0	6	2	0	1	11	12.6
Iowa	1/7/20	*	39	6	13	.462	2	7	.286	1	2	.500	0	2	2	4.5	0	0	10	1	0	0	15	12.8
at Northwestern	1/11/20	*	40	4	13	.308	1	6	.167	2	5	.400	2	8	10	4.9	1	0	7	3	0	0	11	12.7
at No. 21 Ohio State	1/14/20	*	37	5	15	.333	0	4	.000	0	0	.000	1	1	2	4.7	4	0	6	1	2	1	10	12.5
Indiana	1/18/20	*	37	5	15	.333	3	8	.375	7	11	.636	0	3	3	4.6	3	0	9	3	1	0	20	12.9
at Wisconsin	1/21/20	*	36	5	15	.333	2	7	.286	2	3	.667	0	7	7	4.7	1	0	6	3	1	0	14	13.0
at No 24 Rutgers	1/25/20	*	30	6	7	.857	4	5	.800	0	1	1	4.6	2	0	4	3	1	1	0	1	19	13.3	
Michigan	1/28/20	*	38	7	14	.500	5	7	.714	0	2	.000	3	4	7	4.7	3	0	9	3	0	1	19	13.6
No. 24 Penn State	2/1/20	*	22	0	6	.000	0	2	.000	0	0	.000	1	0	1	4.5	3	0	3	3	0	0	0	13.0
at No. 17 Iowa	2/8/20	*	31	5	12	.417	1	5	.200	2	2	1.000	0	4	4	4.5	3	0	3	5	1	3	13	13.0
at No. 9 Maryland	2/11/20	*	37	1	10	.100	0	4	.000	2	4	.500	1	3	4	4.5	2	0	8	3	0	2	4	12.6
Wisconsin	2/15/20	*	36	3	13	.231	1	5	.200	1	2	.500	1	8	9	4.6	0	0	8	0	0	1	8	12.4
Michigan State	2/20/20	*	30	1	8	.125	0	2	.000	0	0	.000	0	6	6	4.7	2	0	6	0	1	3	2	12.0
at Illinois	2/24/20		DNP (Illness)																					
No. 23 Ohio State	2/27/20	*	32	4	8	.500	1	2	.500	3	4	.750	0	3	3	4.6	3	0	2	3	0	1	12	12.0
Northwestern	3/1/20	*	44	5	16	.313	3	9	.333	0	3	.000	0	2	2	4.5	4	0	7	3	0	2	13	12.0
at No. 25 Michigan	3/5/20		DNP (Suspension)																					
at Minnesota	3/8/20		DNP (Suspension)																					
Totals		25	974	118	306	.386	43	127	.339	58	102	.569	25	102	127	4.5	69	1	179	74	11	36	337	12.0

• **Honorable-Mention All-Big Ten (Media)**

NOTING MACK

- Starter at point guard for most of the season before being suspended the last two contests
- Finished with 13 points, seven assists and two steals in 43 minutes vs. Northwestern
- Returned to the lineup after missing the Illinois game and had 12 points vs. No. 23 Ohio State
- Flirted with a triple double with eight points, eight assists and nine rebounds vs. Wisconsin
- Chipped in 13 points, three assists, four boards and three steals at No. 17 Iowa
- Finished with 19 points, including five 3-pointers, nine assists and seven boards against Michigan
- Had 16 of his team-high 19 points in the second half at Rutgers, hitting a then- career-high four 3-pointers
- Totaled 14 points, seven rebounds and six assists in the loss at Wisconsin
- Posted his second 20-point game of the year with 20 points and nine assists against Indiana
- Nearly posted a triple double with 11 points, 10 rebounds and seven assists at Northwestern
- Posted his fourth double-double of the season with 15 points and 10 assists vs. Iowa
- Finished with 11 points, six assists and five boards against Rutgers
- Had 10 points, five assists and three steals in the win over Texas A&M-Corpus Christi
- Totaled a team-high 19 points along with seven rebounds and seven assists against North Dakota
- Recorded the first triple-double in school history against Purdue with 11 points, 12 assists and 10 rebounds and is the first Husker in at least 30 years with a points-assists double-double in consecutive games
- Shined against Indiana with a double-double, finishing with 15 points, including a trio of 3-pointers, and 10 assists
- Came off the bench with 12 points and three assists at Creighton
- Finished with 16 points and eight assists in the win over Southern
- Posted his first 20-point game with 24 points, four assists and three steals in the win over South Dakota State
- Dished out 11 assists while scoring 13 points and snaring seven rebounds against Southern Utah
- Nearly posted a double-double in his Husker debut with 11 points and nine rebounds against UC Riverside
- Rated as the top point guard and No. 3 overall JC player in the country according to JUCORecruiting.com
- Garnered first-team All-Region 18 honors at Salt Lake Community College, averaging 19.1 points, 7.6 assists, 5.9 rebounds and 2.4 steals per game in 2018-19
 - Ranked fifth nationally in NJCAA in assists per game while finishing 24th nationally in steals per game
 - Totaled five 30-point games and had 10-or-more assists nine times in his year at the school
 - Led Christian Life Preparatory High School to a Texas Christian Athletic League Class 4A state championship as a senior, averaging 24.5 points, 2.5 rebounds, 1.5 steals and 1.2 assists per game

MISC. STATS

Category	2019-20	Career
Double-Figure Scoring	22	22
Double-Figure Rebounding	2	2
Double-Figure Assists	4	4
Double-Doubles	5	5
Triple-Doubles	1	1
Led NU in Scoring	7	7
Led NU in Rebounding	5	5
Led NU in Assists	24	24
20+ Point Games	2	2
30+ Point Games	0	0

TOP PERFORMANCES OF 2019-20

Category	No.	Opponent (Date)
Points	24	South Dakota State (11/15/19)
	20	Indiana (1/18/20)
	19	North Dakota (12/21/19)
	19	at Rutgers (1/24/20)
	19	Michigan (1/28/20)
Rebounds	10	Purdue (12/15/19)
	10	at Northwestern (1/11/20)
	9	UC Riverside (11/5/19)
	9	Wisconsin (2/15/20)
Assists	12	Purdue (12/15)
	11	Southern Utah (11/9/19)
	10	at Indiana (12/13/19)
	10	Iowa (1/7/20)



#11 DACHON BURKE JR. | 6-4 | 180 | Jr. | G | Orange, N.J.

CAREER STATS

Year	GP	GS	Total		Rebounds									PF	FO	Ast	TO	Blk	Stl	Pts	Avg				
			Min	Avg	FG	FGA	Pct	3FG	3FGA	Pct	FT	FTA	Pct									Off	Def	Tot	Avg
2016-17*	33	17	755	22.9	95	226	.420	14	44	.318	47	64	.734	49	79	128	3.9	74	4	24	58	11	51	251	7.6
2017-18*	32	32	1044	32.6	210	458	.459	44	130	.338	98	156	.628	59	125	184	5.8	81	0	80	86	16	67	562	17.6
2019-20	29	27	816	28.1	137	342	.401	34	112	.304	47	83	.566	26	72	98	3.4	58	0	37	43	17	42	355	12.2
TOTAL	29	27	816	28.1	137	342	.401	34	112	.304	47	83	.566	26	72	98	3.4	58	0	37	43	17	42	355	12.2
All*	94	76	2615	27.8	442	1026	.431	92	286	.322	192	303	.634	134	276	410	4.4	213	4	141	187	44	160	1168	12.4

2019-20 GAME BY GAME

Opponent	Date	GS	Min	TOTAL			3-PTS			REBOUNDS			PF	FO	A	TO	Blk	Stl	Pts	Avg					
				FG	FGA	Pct	3FG	FGA	Pct	FT	FTA	Pct									Off	Def	Tot	Avg	
UC Riverside	11/05/19	*	23	2	7	.286	0	3	.000	3	4	.750	0	2	2	2.0	0	0	0	2	1	1	7	7.0	
Southern Utah	11/09/19	*	33	4	10	.400	1	4	.250	4	4	1.000	0	4	4	3.0	4	0	2	1	1	1	13	10.0	
South Dakota State	11/15/19	*	28	5	13	.385	1	4	.250	6	9	.667	3	4	7	4.3	2	0	1	0	0	1	17	12.3	
Southern	11/22/19	*	17	3	6	.500	2	3	.667	1	6	.167	1	2	3	4.0	1	0	1	0	2	0	9	11.5	
vs Washington St.	11/25/19	*	29	5	13	.385	1	2	.500	3	4	.750	1	4	5	4.2	0	0	2	0	0	1	14	12.0	
vs George Mason	11/26/19	*	31	5	12	.417	2	5	.400	2	4	.500	0	2	2	3.8	1	0	1	4	1	5	14	12.3	
vs. South Florida	11/27/19	*	31	8	11	.727	3	5	.600	2	4	.500	1	3	4	3.9	2	0	1	1	1	0	21	13.6	
at Georgia Tech	12/04/19	*	20	1	9	.111	1	5	.200	1	2	.500	0	1	1	3.5	1	0	1	0	0	0	4	12.4	
at Creighton	12/7/19	*	29	4	12	.333	0	2	.000	1	3	.333	1	6	7	3.9	2	0	2	2	0	2	9	12.0	
at Indiana	12/13/19	*	40	9	16	.563	4	8	.500	3	4	.750	0	1	1	3.6	4	0	2	2	0	2	25	13.3	
Purdue	12/15/19	*	32	7	13	.538	4	7	.571	0	1	.000	1	6	7	3.9	3	0	2	1	1	2	18	13.7	
North Dakota	12/21/19	*	32	5	12	.417	0	2	.000	0	1	.000	1	2	3	3.8	1	0	1	0	0	3	10	13.4	
TAMU-Corpus Christi	12/29/19	*	21	1	13	.077	0	4	.000	2	4	.500	2	4	6	4.0	1	0	0	1	3	2	4	12.7	
Rutgers	1/3/20	*	26	2	9	.222	0	4	.000	1	4	.250	4	1	5	4.1	1	0	1	2	2	1	5	12.1	
Iowa	1/7/20	*	28	5	8	.625	1	3	.333	2	3	.667	0	1	1	3.9	4	0	0	2	2	0	13	12.2	
at Northwestern	1/11/20	*	33	3	14	.214	1	5	.200	0	0	.000	0	6	6	4.0	1	0	2	0	1	2	7	11.9	
at No. 21 Ohio State	1/14/20	*	27	4	11	.364	0	2	.000	1	2	.500	2	2	4	4.0	1	0	2	2	0	1	9	11.7	
Indiana	1/18/20	*	28	5	12	.417	0	4	.000	2	4	.500	1	3	4	4.0	1	0	1	0	1	2	12	11.7	
at Wisconsin	1/21/20	*	36	10	14	.714	0	2	.000	0	0	.000	0	8	8	4.2	2	0	1	2	1	1	20	12.2	
at No 24 Rutgers	1/25/20	*	23	1	8	.125	0	2	.000	0	0	.000	1	1	2	4.1	2	0	5	2	0	1	2	11.7	
Michigan	1/28/20	*	27	3	12	.250	0	4	.000	1	2	.500	0	1	1	4.0	3	0	2	2	1	0	7	11.4	
No. 24 Penn State	2/1/20	*	27	5	15	.333	1	3	.333	0	0	.000	2	1	3	3.9	3	0	1	2	0	2	11	11.4	
at No. 17 Iowa	2/8/20	*	22	5	10	.500	0	1	.000	2	2	1.000	2	2	4	3.9	1	0	0	2	0	1	12	11.4	
at No. 9 Maryland	2/11/20		DNP			(Illness)																			
Wisconsin	2/15/20		21	4	9	.444	2	4	.500	0	0	.000	0	2	2	3.8	2	0	0	2	0	0	10	11.4	
Michigan State	2/20/20		25	7	15	.467	4	8	.500	3	4	.750	0	0	0	3.7	3	0	2	1	0	1	21	11.8	
at Illinois	2/24/20	*	34	6	14	.429	0	2	.000	1	1	1.000	0	1	1	3.6	2	0	1	1	1	1	13	11.8	
No. 23 Ohio State	2/27/20	*	31	5	13	.385	1	4	.250	2	4	.500	2	1	3	3.6	3	0	1	1	0	1	13	11.9	
Northwestern	3/1/20	*	31	7	14	.500	3	6	.500	2	5	.400	0	1	1	3.5	4	0	2	5	1	5	19	12.1	
at No. 25 Michigan	3/5/20	*	31	6	17	.353	2	4	.500	2	2	1.000	1	0	1	3.4	3	0	1	2	0	3	16	12.2	
at Minnesota	3/8/20		DNP			(Suspension)																			
Totals			27	816	137	342	.401	34	112	.304	47	83	.566	26	72	98	3.4	58	0	37	43	17	42	355	12.2

NOTING BURKE

- Started 27 games as NUhas utilized a four-guard lineup, but missed the Minnesota game with a suspension
- Finished with 16 points in the loss to No. 25 Michigan
- Totaled 19 points, including three 3-pointers, and five steals against Northwestern
- Led NU with 13 points vs. No. 23 Ohio State, as he reached double figures for the sixth straight game
- Came off the bench and had 21 points, including 18 in the first half, against Michigan State, hitting four 3-pointers
- Did not play at No. 9 Maryland because of illness, but had 10 points in 21 minutes off the bench vs. Wisconsin
- Had 12 points and four rebounds in 22 minutes at No. 17 Iowa
- Tallied 11 points, three boards and two steals in 27 minutes vs. No. 24 Penn State
- Dished out a season-high five assists at Rutgers, but was held to two points on 1-of-8 shooting
- Posted his third 20-point game of the year at Wisconsin with 20 points on 10-of-14 shooting, and a season-high eight rebounds in 36 minutes
- Finished with 12 points, four rebounds and two steals against Indiana
- Finished with 13 points in the win over Iowa
- Finished with 10 points, three rebounds and three steals vs. North Dakota
- Led Nebraska with 18 points, including 4-of-7 from 3-point range, and seven rebounds in a win over Purdue
- Scored a season-high 25 points at Indiana, including a game-tying 3-pointer with 1.0 second left in regulation, as went 9-of-16 from the field and had four 3-pointers
- Nearly had a double-double with nine points and a season-high seven boards at Creighton
- Enjoyed a strong performance at the Cayman Islands Classic, averaging 16.3 points per game on 50 percent shooting, 3.7 steals and 2.0 steals per game
- Totaled a season-high 21 points on 8-of-11 shooting including two crucial 3-pointers after South Florida pulled within one in the second half
- Totaled 14 points - including Nebraska's first 12 points - and a season-high five steals in the loss to George Mason
- Had 14 points and five rebounds in the win over Washington State
- Tallied 17 points and seven boards in 28 minutes of work against South Dakota State
- Reached double figures for the first time at Nebraska with 13 points and four rebounds vs. Southern Utah
- Sat out the 2018-19 season after transferring from Robert Morris
- Earned second-team All-Northeast Conference honors in 2017-18, averaging 17.6 points, 5.8 rebounds and 2.1 assists per game, as he led the NEC in steals and was fourth in scoring
- Four-time conference player of the week who reached double figures 30 times as a sophomore

MISC. STATS

Category	2019-20	Career*
Double-Figure Scoring	19	60
Double-Figure Rebounding	0	3
Double-Figure Assists	0	0
Double-Doubles	0	3
Led NU in Scoring	6	6
Led NU in Rebounding	3	3
Led NU in Assists	1	1
20+ Point Games	4	14
30+ Point Games	0	0

*Includes Robert Morris

TOP PERFORMANCES OF 2019-20

Category	No.	Opponent (Date)
Points	25	at Indiana (12/13/19)
	21	Michigan State (2/20/20)
	21	vs. South Florida (11/27/19)
	20	at Wisconsin (1/21/20)
Rebounds	8	at Wisconsin (1/21/20)
	7	Purdue (12/15/19)
	7	South Dakota State (11/15/19)
	7	at Creighton (12/7/19)
Assists	5	at Rutgers (1/24/20)



#22 HAANIF CHEATHAM

6-5 | 195 | Sr. | G | Fort Lauderdale, Fla.

CAREER STATS

Year	GP	GS	Total			Rebounds												PF	FO	Ast	TO	Blk	Stl	Pts	Avg
			Min	Avg	FG	FGA	Pct	3FG	3FGA	Pct	FT	FTA	Pct	Off	Def	Tot	Avg								
2015-16*	33	33	974	29.5	131	268	.489	29	75	.387	100	122	.820	13	98	111	3.4	67	1	73	88	1	34	391	11.8
2016-17*	32	25	814	25.4	93	203	.458	13	40	.325	79	103	.767	22	101	123	3.8	49	0	71	51	4	23	278	8.7
2017-18*	5	5	131	26.2	16	37	.432	5	13	.385	4	7	.571	2	12	14	2.8	7	0	7	8	0	5	41	8.2
2018-19*	10	10	273	27.3	49	108	.454	8	22	.364	26	40	.650	4	44	48	4.8	12	0	19	24	2	12	132	13.2
2019-20	31	31	996	32.1	146	311	.469	30	87	.345	80	120	.667	14	105	119	3.8	39	0	48	41	8	35	402	13.0
TOTAL	31	31	996	32.1	146	311	.469	30	87	.345	80	120	.667	14	105	119	3.8	39	0	48	41	8	35	402	13.0
All*	111	104	3188	28.7	435	927	.469	85	237	.359	289	392	.737	55	360	415	3.7	174	1	218	212	15	109	1244	11.2

2019-20 GAME BY GAME

Opponent	Date	GS	Min	TOTAL			3-PTS			REBOUNDS			PF	FO	A	TO	Blk	Stl	Pts	Avg				
				FG	FGA	Pct	3FG	FGA	Pct	FT	FTA	Pct									Off	Def	Tot	Avg
UC Riverside	11/05/19	*	26	0	3	.000	0	2	.000	1	2	.500	0	2	2	2.0	0	0	3	1	0	1	1	1.0
Southern Utah	11/09/19	*	35	1	3	.333	0	0	.000	2	5	.400	0	5	5	3.5	3	0	1	1	1	2	4	2.5
South Dakota St.	11/15/19	*	30	8	11	.727	0	2	.000	1	3	.333	1	5	6	4.3	1	0	3	1	1	0	17	7.3
Southern	11/22/19	*	34	2	5	.400	0	1	.000	1	3	.333	0	7	7	5.0	1	0	2	0	0	1	5	6.8
vs. Washington St.	11/25/19	*	34	8	10	.800	2	3	.667	1	2	.500	1	6	7	5.4	3	0	0	3	0	0	19	9.2
vs. George Mason	11/26/19	*	31	5	9	.556	2	4	.500	1	2	.500	0	1	1	4.7	0	0	0	0	0	1	13	9.8
vs. South Florida	11/27/19	*	37	8	11	.727	1	1	1.000	9	11	.818	0	3	3	4.4	3	0	0	2	0	0	26	12.1
at Georgia Tech	12/04/19	*	35	6	11	.545	0	1	.000	2	4	.500	2	9	11	5.3	2	0	2	3	0	2	14	12.4
at Creighton	12/7/19	*	32	5	12	.417	0	2	.000	4	5	.800	1	4	5	5.2	1	0	1	1	0	0	14	12.6
at Indiana	12/13/19	*	41	7	15	.467	2	6	.333	5	6	.833	0	6	6	5.3	2	0	3	0	0	0	21	13.4
Purdue	12/15/19	*	36	4	11	.364	1	5	.200	0	0	.000	0	1	1	4.9	1	0	4	2	0	2	9	13.0
North Dakota	12/21/19	*	33	4	7	.571	0	1	.000	2	2	1.000	0	2	2	4.7	2	0	0	1	1	1	10	12.8
TAMU-Corpus Christi	12/29/19	*	30	4	8	.500	1	1	1.000	8	9	.889	0	3	3	4.5	0	0	0	0	1	2	17	13.1
Rutgers	1/3/20	*	34	5	12	.417	2	4	.500	4	6	.667	1	2	3	4.4	1	0	1	0	0	1	16	13.3
Iowa	1/7/20	*	34	4	8	.500	3	4	.750	3	8	.375	2	4	6	4.5	0	0	0	2	0	1	14	13.3
at Northwestern	1/11/20	*	31	4	12	.333	1	4	.250	1	2	.500	0	1	1	4.3	2	0	0	2	1	3	10	13.1
at No. 21 Ohio State	1/14/20	*	30	4	10	.400	1	4	.250	0	0	.000	0	3	3	4.2	1	0	1	1	0	0	9	12.9
Indiana	1/18/20	*	34	4	10	.400	2	5	.400	0	1	.000	0	1	1	4.1	0	0	3	1	0	0	10	12.7
at Wisconsin	1/21/20	*	21	1	5	.200	0	1	.000	0	0	.000	0	0	0	3.8	0	0	2	0	0	0	2	12.2
at No. 24 Rutgers	1/25/20	*	26	3	9	.333	0	3	.000	4	4	1.000	0	2	2	3.8	1	0	2	2	0	0	10	12.1
Michigan	1/28/20	*	33	7	11	.636	0	1	.000	3	4	.750	0	2	2	3.7	2	0	0	1	0	0	17	12.3
No. 24 Penn State	2/1/20	*	35	5	10	.500	2	3	.667	3	6	.500	1	7	8	3.9	0	0	2	3	0	2	15	12.4
at No. 17 Iowa	2/8/20	*	15	0	2	.000	0	0	.000	0	0	.000	0	0	0	3.7	2	0	1	0	0	0	0	11.9
at No. 9 Maryland	2/11/20	*	26	7	11	.636	1	4	.250	5	6	.833	1	5	6	3.8	4	0	0	1	0	0	20	12.2
Wisconsin	2/15/20	*	35	7	12	.583	1	2	.500	2	2	1.000	1	2	3	3.8	0	0	2	1	0	0	17	12.4
Michigan State	2/20/20	*	31	4	9	.444	1	4	.250	5	6	.833	0	1	1	3.7	0	0	3	2	2	5	14	12.5
at Illinois	2/24/20	*	35	4	13	.308	2	5	.400	4	6	.667	0	7	7	3.8	1	0	2	3	0	1	14	12.5
No. 23 Ohio State	2/27/20	*	29	4	14	.286	0	2	.000	0	0	.000	0	4	4	3.8	3	0	1	1	1	1	8	12.4
Northwestern	3/1/20	*	40	7	11	.636	3	5	.600	3	7	.429	0	3	3	3.8	1	0	3	1	0	3	20	12.6
at No. 25 Michigan	3/5/20	*	35	6	14	.429	1	3	.333	6	8	.750	1	4	5	3.8	2	0	2	2	0	3	19	12.8
at Minnesota	3/8/20	*	38	8	22	.364	1	4	.250	0	0	.000	2	3	5	3.8	0	0	4	3	0	3	17	13.0
Totals		31	996	146	311	.469	30	87	.345	80	120	.667	14	105	119	3.8	39	0	48	41	8	35	402	13.0

- Cayman Islands Classic All-Tournament Team
- Big Ten Sportsmanship Award Nominee
- Bus Whithead Scholarship Winner

NOTING CHEATHAM

- Cheatham is the only active senior on NU's roster and has totaled nearly 1,250 career points
- Led NU with 17 points and four assists along with three steals at Minnesota
- Paced NU with 19 points, five boards and three steals at No. 25 Michigan
- Led Nebraska with 20 points on 7-of-11 shooting, three assists and three steals vs. Northwestern
- Paced the Huskers with 14 points and added seven boards and two steals at Illinois
- Had 14 points, three assists and a career-high five steals against Michigan State
- Led NU with 17 points on 7-of-12 shooting against Wisconsin
- Bounced back from a calf injury and had a game-high 20 points on 7-of-11 shooting and six caroms at No. 9 Maryland
- Led NU with 15 points, including a pair of 3-pointers, eight boards and two steals vs. No. 24 Penn State
- Finished with 17 points on 7-of-11 shooting in the loss to Michigan
- Had 13 of his 14 points in the first half in the win over Iowa and added six boards
- Paced NU with 16 points and three rebounds against Rutgers
- Led Nebraska with 17 points, including 8-of-9 from the foul line, in the win over Texas A&M-CC
- Came up big at Indiana, finishing with 21 points and six rebounds in a season-hih 41 minutes of work
- Recorded his first career double-double with 14 points and a career-high 11 rebounds at Georgia Tech
- Earned a spot on the Cayman Islands Classic All-Tournament team, averaging 19.3 points per game on 70 percent shooting along with 3.7 rebounds per game
- Scored a career-high 26 points vs. South Florida, hitting 8-of-11 shots from the field and 9-of-11 from the foul line.
- Led NU with 19 points on 8-of-10 shooting along with seven rebounds in the victory over Washington State
- Shined in the win over South Dakota State with 17 points on 8-of-11 shooting, six boards and three assists
- Spent the 2018-19 season at Florida Gulf Coast, averaging 13.2 points and 4.8 rebounds per game, as he reached double figures eight times in 10 games before missing the rest of the season with a shoulder injury
- Began his collegiate career at Marquette, where he spent two-plus seasons, and was named the team's best defensive player in 2015-16 and 2016-17
- Earned All-Big East Freshman team honors, averaging 11.8 points, 3.4 rebounds and 2.2 assists per game as he started all 33 games
- Was a top-100 recruit by all the major recruiting services at Pembroke Pines Charter High School, where he averaged 24.0 points, 5.0 rebounds and 3.0 assists per game

MISC. STATS

Category	2019-20	Career*
Double-Figure Scoring	23	68
Double-Figure Rebounding	1	1
Double-Figure Assists	0	0
Double-Doubles	1	1
Led NU in Scoring	13	13
Led NU in Rebounding	3	3
Led NU in Assists	3	3
20+ Point Games	4	12
30+ Point Games	0	0

*Includes Marquette and Florida Gulf Coast

TOP PERFORMANCES OF 2019-20

Category	No.	Opponent (Date)
Points	26	vs. South Florida (11/27/19)
	21	at Indiana (12/13/19)
	20	Northwestern (3/1)
	20	at Maryland (2/11/20)
Rebounds	11	at Georgia Tech (12/4/19)
	8	Penn State (2/1/20)
	7	Illinois (2/24/20)
	7	Southern (11/22/19)
	7	vs. Washington State (11/25/19)
Assists	4	Purdue (12/15/19)
	4	at Minnesota (3/8/20)
	3	Michigan State (2/20/20)
	3	Indiana (1/18/20)
	3	UC Riverside (11/5/19)
	3	South Dakota State (11/15/19)
3	at Indiana (12/13/19)	



#23 JERVAY GREEN | 6-3 | 210 | Jr. | G | Denver, Colo.

CAREER STATS

Year	GP	GS	Total										Rebounds												
			Min	Avg	FG	FGA	Pct	3FG	3FGA	Pct	FT	FTA	Pct	Off	Def	Tot	Avg	PF	FO	Ast	TO	Blk	Stl	Pts	Avg
2019-20	27	14	657	24.3	82	206	.398	29	101	.287	21	43	.488	18	92	110	4.1	51	3	50	49	5	24	214	7.9
TOTAL	27	14	657	24.3	82	206	.398	29	101	.287	21	43	.488	18	92	110	4.1	51	3	50	49	5	24	214	7.9

2019-20 GAME BY GAME

Opponent	Date	GS	Min	TOTAL			3-PTS			REBOUNDS			PF	FO	A	TO	Blk	Stl	Pts	Avg					
				FG	FGA	Pct	FGA	Pct	FT	FTA	Pct	Off									Def	Tot	Avg		
UC Riverside	11/05/19	*	33	2	9	.222	1	5	.200	0	2	.000	1	1	2	2.0	5	1	2	3	3	2	5	5.0	
Southern Utah	11/09/19	*	46	6	18	.333	2	8	.250	4	6	.667	2	6	8	5.0	2	0	1	2	1	3	18	11.5	
South Dakota St.	11/15/19	*	24	3	7	.429	0	3	.000	0	0	.000	0	4	4	4.7	2	0	5	2	0	0	6	9.7	
Southern	11/22/19	*	36	7	12	.583	4	6	.667	4	7	.571	1	3	4	4.5	2	0	6	3	0	2	22	12.8	
vs. Washington St.	11/25/19	*	27	5	9	.556	3	5	.600	3	4	.750	2	6	8	5.2	3	0	2	1	0	0	16	13.4	
vs. George Mason	11/26/19	*	24	1	7	.143	0	5	.000	0	0	.000	1	3	4	5.0	3	0	5	2	0	1	2	11.5	
vs. South Florida	11/27/19	*	27	1	4	.250	1	3	.333	0	0	.000	0	3	3	4.7	1	0	0	3	0	0	3	10.3	
at Georgia Tech	12/04/19	*	34	4	13	.308	3	10	.300	0	2	.000	1	4	5	4.8	3	0	2	3	0	1	11	10.4	
at Creighton	12/7/19	*	32	3	8	.375	1	6	.167	3	5	.600	2	4	6	4.9	1	0	1	2	1	1	10	10.3	
at Indiana	12/13/19		DNP-Susp.																						
Purdue	12/15/19		DNP-Susp.																						
North Dakota	12/21/19		16	1	2	.500	1	1	1.000	0	0	.000	0	4	4	4.8	1	0	2	0	0	0	3	9.6	
TAMU-Corpus Christi	12/29/19		26	3	8	.375	0	2	.000	2	3	.667	1	2	3	4.6	3	0	2	2	0	2	8	9.5	
Rutgers	1/3/20		23	2	8	.250	2	6	.333	0	0	.000	1	2	3	4.5	2	0	2	1	0	2	6	9.2	
Iowa	1/7/20		DNP																						
at Northwestern	1/11/20		DNP																						
at No. 21 Ohio State	1/14/20		17	4	6	.667	2	3	.667	0	0	.000	1	3	4	4.5	0	0	0	1	0	0	10	9.2	
Indiana	1/18/20		7	1	2	.500	0	1	.000	0	0	.000	0	1	1	4.2	2	0	0	1	0	0	2	8.7	
at Wisconsin	1/21/20		12	0	3	.000	0	1	.000	0	0	.000	0	2	2	4.1	1	0	0	1	0	1	0	8.1	
at No. 24 Rutgers	1/25/20		18	5	7	.714	1	2	.500	0	2	.000	0	5	5	4.1	2	0	0	0	0	2	11	8.3	
Michigan	1/28/20		10	0	1	.000	0	1	.000	0	0	.000	0	1	1	3.9	5	1	0	1	0	0	0	7.8	
No. 24 Penn State	2/1/20		16	1	4	.250	0	2	.000	0	1	.000	1	3	4	3.9	1	0	1	2	0	0	2	7.5	
at No. 17 Iowa	2/8/20		27	8	12	.667	2	5	.400	0	0	.000	1	6	7	4.1	0	0	2	1	0	0	0	18	8.1
at No. 9 Maryland	2/11/20	*	35	4	12	.333	0	6	.000	0	0	.000	1	5	6	4.2	2	0	5	0	0	1	8	8.1	
Wisconsin	2/15/20	*	25	3	6	.500	1	2	.500	0	0	.000	0	4	4	4.2	0	0	0	2	0	1	7	8.0	
Michigan State	2/20/20	*	18	3	8	.375	2	6	.333	0	0	.000	0	1	1	4.0	5	1	1	2	0	0	8	8.0	
at Illinois	2/24/20	*	32	2	6	.333	0	1	.000	0	0	.000	1	5	6	4.1	2	0	2	2	0	2	4	7.8	
No. 23 Ohio State	2/27/20		22	3	8	.375	1	2	.500	2	3	.667	0	3	3	4.1	1	0	0	1	0	1	9	7.9	
Northwestern	3/1/20	*	17	3	4	.750	2	3	.667	0	4	.000	0	1	1	4.0	1	0	2	3	0	1	8	7.9	
at No. 25 Michigan	3/5/20		19	1	7	.143	0	2	.000	0	0	.000	0	6	6	4.0	1	0	4	4	0	0	2	7.7	
at Minnesota	3/8/20	*	34	6	15	.400	0	4	.000	3	4	.750	1	4	5	4.1	0	0	3	4	0	1	15	7.9	
Totals			14	657	82	206	.398	29	101	.287	21	43	.488	18	92	110	4.1	51	3	50	49	5	24	214	7.9

NOTING GREEN

- Junior college transfer who has filled a number of roles in his first season at Nebraska
- Totaled 15 points, five rebounds and three assists at Minnesota
- Grabbed six rebounds and dished out four assists in 19 minutes off the bench against Michigan
- Finished with eight points in 17 minutes off the bench against Northwestern
- Totaled nine points and three rebounds off the bench in 22 minutes vs. No. 23 Ohio State
- Fouled out in just 18 minutes against Michigan State, finishing with eight points in just 18 minutes
- Had seven points and four rebounds in a start against Wisconsin
- Started at No. 9 Maryland and had eight points, six rebounds and five assists in 34 minutes
- Played well at No. 17 Iowa, finishing with 18 points on 8-of-12 shooting and seven boards in 27 minutes
- Has two points and four rebounds in 16 minutes against Penn State
- Played well at Rutgers, finishing with 11 points, five boards and two steals off the bench
- Hit 4-of-6 shots, including a pair of 3-pointers, in 17 minutes off the bench at No. 21 Ohio State
- Had 10 points and six boards at Creighton
- Finished with 11 points, including a trio of 3-pointers and five rebounds against Georgia Tech
- Dished out five assists and grabbed four rebounds in the loss to George Mason
- Totaled 16 points and tied for the team lead with eight rebounds in the win over Washington State
- Keyed Nebraska's overtime win over Southern with a season-high 22 points, including four 3-pointers, along with six assists and four rebounds, as he scored six points in overtime
 - Nearly totaled a double-double against Southern Utah with 18 points and eight boards in 46 minutes
 - Rated as the top combo guard and No. 8 overall JC player in the country according to JUCORecruiting.com
 - Spent two seasons at Western Nebraska Community College, where he totaled 1,278 points to rank second in school history, while also finishing in the top-10 on career charts for assists (fifth, 297), steals (seventh, 114) and 3-pointers (sixth, 134)
 - Earned NJCAA All-America honors as a sophomore, averaging 23.6 points, 5.7 rebounds and 5.3 assists per game
 - Region IX Co-Player of the Year finished eighth nationally in scoring and totaled six 30-point games in 2018-19
 - Third Western Nebraska CC product to play at NU, joining Bernard Garner, who played on a pair of postseason squads in the mid-1990s and Mike Peltz, who walked on the team during the 2012-13 and 2013-14 seasons
 - Attended George Washington High School in Denver where he averaged nearly 20 points, four rebounds, four assists and three steals for a team that went 25-3 and was the Class 5A runner-up as a senior

MISC. STATS

Category	2019-20	Career
Double-Figure Scoring	9	9
Double-Figure Rebounding	0	0
Double-Figure Assists	0	0
Double-Doubles	0	0
Led NU in Scoring	2	2
Led NU in Rebounding	2	2
Led NU in Assists	4	4
20+ Point Games	1	1
30+ Point Games	0	0

TOP PERFORMANCES OF 2019-20

Category	No.	Opponent (Date)
Points	22	Southern (11/22/19)
	18	at Iowa (2/8/20)
	18	Southern Utah (11/9/19)
	16	vs. Washington State (11/25/19)
Rebounds	8	Southern Utah (11/9/19)
	8	vs. Washington State (11/25/19)
	7	at Iowa (2/8/20)
	6	at Michigan (3/5/20)
	6	at Creighton (12/7/19)
	6	at Maryland (2/11/20)
Assists	6	Illinois (2/24/20)
	6	Southern (11/22/19)
	5	at Maryland (2/11/20)
	5	vs. George Mason (11/26/19)
5	South Dakota State (11/15/19)	



#24 YVAN QUEDRAOGO

6-9 | 260 | Fr. | F | Bordeaux, France

CAREER STATS

Year	GP	GS	Total										Rebounds												
			Min	Avg	FG	FGA	Pct	3FG	3FGA	Pct	FT	FTA	Pct	Off	Def	Tot	Avg	PF	FO	Ast	TO	Blk	Stl	Pts	Avg
2019-20	31	29	667	21.5	70	163	.429	0	0	.000	40	84	.476	89	112	201	6.5	51	0	15	47	9	13	180	5.8
TOTAL	31	29	667	21.5	70	163	.429	0	0	.000	40	84	.476	89	112	201	6.5	51	0	15	47	9	13	180	5.8

2019-20 GAME BY GAME

Opponent	Date	GS	Min	TOTAL			3-PTS			REBOUNDS			PF	FO	A	TO	Blk	Stl	Pts	Avg				
				FG	FGA	Pct	3FG	FGA	Pct	FT	FTA	Pct									Off	Def	Tot	Avg
UC Riverside	11/05/19	*	21	4	6	.667	0	0	.000	1	4	.250	0	3	3	3.0	1	0	1	1	2	9	9.0	
Southern Utah	11/09/19	*	14	1	6	.167	0	0	.000	0	0	.000	2	3	5	4.0	1	0	0	2	0	2	5.5	
South Dakota St.	11/15/19	*	21	3	7	.429	0	0	.000	0	1	.000	6	6	12	6.7	4	0	2	5	0	6	5.7	
Southern	11/22/19	*	22	3	4	.750	0	0	.000	5	7	.714	1	3	4	6.0	0	0	0	1	0	11	7.0	
vs. Washington St.	11/25/19	*	14	2	4	.500	0	0	.000	0	2	.000	1	0	1	5.0	1	0	0	2	0	4	6.4	
vs. George Mason	11/26/19	*	20	1	2	.500	0	0	.000	0	0	.000	3	2	5	5.0	1	0	0	1	2	2	5.7	
vs. South Florida	11/27/19	*	24	2	3	.667	0	0	.000	2	2	1.000	1	4	5	5.0	2	0	0	1	0	6	5.7	
at Georgia Tech	12/04/19	*	23	1	5	.200	0	0	.000	1	4	.250	4	3	7	5.3	0	0	1	2	0	3	5.4	
at Creighton	12/7/19	*	12	1	5	.200	0	0	.000	0	2	.000	1	2	3	5.0	1	0	0	1	0	2	5.0	
at Indiana	12/13/19	*	32	4	11	.364	0	0	.000	1	4	.250	5	5	10	5.5	4	0	1	2	0	1	9	5.4
Purdue	12/15/19	*	17	3	6	.500	0	0	.000	0	0	.000	0	5	5	5.5	0	0	0	0	0	6	5.5	
North Dakota	12/21/19	*	25	3	10	.300	0	0	.000	3	6	.500	4	5	9	5.8	1	0	1	1	0	9	5.8	
TAMU-Corpus Christi	12/29/19	*	25	3	5	.600	0	0	.000	5	7	.714	6	8	14	6.4	3	0	1	2	0	11	6.2	
Rutgers	1/3/20	*	21	2	5	.400	0	0	.000	0	0	.000	3	1	4	6.2	1	0	0	1	0	4	6.0	
Iowa	1/7/20	*	22	2	4	.500	0	0	.000	1	2	.500	0	7	7	6.3	2	0	3	3	0	1	5	5.9
at Northwestern	1/11/20	*	19	2	5	.400	0	0	.000	0	0	.000	3	5	8	6.4	3	0	0	0	0	4	5.8	
at No. 21 Ohio State	1/14/20	*	30	4	8	.500	0	0	.000	2	3	.667	4	1	5	6.3	2	0	2	2	1	0	10	6.1
Indiana	1/18/20	*	22	2	4	.500	0	0	.000	0	0	.000	2	3	5	6.2	1	0	0	1	0	4	5.9	
at Wisconsin	1/21/20	*	19	0	2	.000	0	0	.000	3	4	.750	5	3	8	6.3	1	0	2	2	0	3	5.8	
at No. 24 Rutgers	1/25/20	*	25	1	5	.200	0	0	.000	0	0	.000	2	2	4	6.2	2	0	0	3	0	1	2	5.6
Michigan	1/28/20	*	17	0	4	.000	0	0	.000	0	0	.000	0	1	1	6.0	2	0	0	1	0	0	5.3	
No. 24 Penn State	2/1/20	*	20	2	3	.667	0	0	.000	2	4	.500	1	5	6	6.0	2	0	0	0	0	1	6	5.4
at No. 17 Iowa	2/8/20	*	18	1	5	.200	0	0	.000	0	0	.000	4	0	4	5.9	1	0	0	0	0	2	5.2	
at No. 9 Maryland	2/11/20	*	16	3	3	1.000	0	0	.000	1	2	.500	2	2	4	5.8	3	0	0	1	0	7	5.3	
Wisconsin	2/15/20	*	19	3	6	.500	0	0	.000	2	6	.333	4	6	10	6.0	0	0	1	2	1	0	8	5.4
Michigan State	2/20/20	*	21	4	6	.667	0	0	.000	2	3	.667	6	1	7	6.0	2	0	0	2	2	0	10	5.6
at Illinois	2/24/20	*	26	5	9	.556	0	0	.000	1	2	.500	2	8	10	6.1	3	0	0	1	0	2	11	5.8
No. 23 Ohio State	2/27/20	*	19	1	3	.333	0	0	.000	2	2	1.000	4	2	6	6.1	3	0	0	3	0	4	5.7	
Northwestern	3/1/20	*	38	5	11	.455	0	0	.000	1	9	.111	10	9	19	6.6	1	0	0	1	1	2	11	5.9
at No. 25 Michigan	3/5/20	*	25	0	2	.000	0	0	.000	1	2	.500	1	5	6	6.6	2	0	0	3	0	0	1	5.7
at Minnesota	3/8/20	*	20	2	4	.500	0	0	.000	4	6	.667	2	2	4	6.5	1	0	0	1	0	0	8	5.8
Totals		29	667	70	163	.429	0	0	.000	40	84	.476	89	112	201	6.5	51	0	15	47	9	13	180	5.8

- Nebraska Single-Season Rebounding Record by a Freshman (201)
- Nebraska Single-Game Rebounding Record by a Freshman (19 vs. Northwestern)
- Nebraska Single-Season Record for Double-Doubles by a Freshman (3, tied)

NOTING QUEDRAOGO

- Freshman who doesn't turn 18 until following the Big Ten Tournament and is believed to be the youngest player in the Big Ten
- Totaled eight points and five boards at Minnesota
- Put together the best performance of his freshman year with 11 points and a season-high 19 rebounds, the most caroms ever for a Husker freshman, against Northwestern
- Had four points and a team-high six rebounds against No. 23 Ohio State despite playing just three minutes of the first half with foul trouble
- Enjoyed a strong performance against Illinois with 11 points and 10 rebounds in 26 minutes for his second double-double of the season
- Returned to the starting lineup and had 10 points on 4-of-6 shooting and seven boards vs. Michigan State
- Nearly had a double-double against Wisconsin with 10 rebounds and eight points in 19 minutes of work
- Came off the bench at No. 9 Maryland and had seven points on 3-of-3 shooting and four boards in 16 minutes
- Grabbed eight rebounds, including five off the offensive glass, in 19 minutes at Wisconsin
- Tallied 10 points and five rebounds in 30 minutes in the loss at No. 21 Ohio State
- Recorded his first double-double - and the first by a Husker freshman since 2013 - with 11 points and a career-high 14 rebounds against Texas A&M-Corpus Christi
- Came come to a double double with nine points and nine rebounds in 25 minutes vs. North Dakota
- Nearly posted a double-double in his Big Ten debut, finishing with nine points and a team-high 10 boards in a career-high 33 minutes at Indiana
- Reached double figures for the first time in his career with 11 points, including six in overtime, and four rebounds against Southern
- Grabbed a season-high 12 rebounds and scored six points in 21 minutes vs. South Dakota State
- Spent the summer playing for the French U-18 National Team, helping France to a 6-1 record and fifth-place finish at the European Championships
- Attended the National Institute of Sport, Expertise and Performance (INSEP), a program which produced Clint Capela, Boris Diaw and Tony Parker, among others
- Represented France in the 2018 FIBA U-16 European Championships, when he averaged 12.7 points and 9.7 rebounds per game to earn team MVP honors

MISC. STATS

Category	2019-20	Career
Double-Figure Scoring	6	6
Double-Figure Rebounding	6	6
Double-Figure Assists	0	0
Double-Doubles	3	3
Led NU in Scoring	0	0
Led NU in Rebounding	12	12
Led NU in Assists	0	0
20+ Point Games	0	0
30+ Point Games	0	0

TOP PERFORMANCES OF 2019-20

Category	No.	Opponent (Date)
Points	11	Texas A&M-CC (12/29/19)
	11	Southern (11/22/19)
	11	Illinois (2/24/20)
	11	Northwestern (3/1/20)
Rebounds	19	Northwestern (3/1/20)
	14	Texas A&M-CC (12/29/19)
	12	South Dakota State (11/15/19)
	10	at Indiana (12/13/19)
	10	Wisconsin (2/15/20)
	10	Illinois (2/24/20)
Blocks	2	vs. George Mason (11/26/19)
	2	Michigan State (2/20/20)



#25 MATEJ KAVAS | 6-8 | 200 | Sr. | F | Ljubljana, Slovenia

CAREER STATS

Year	Total											Rebounds													
	GP	GS	Min	Avg	FG	FGA	Pct	3FG	3FGA	Pct	FT	FTA	Pct	Off	Def	Tot	Avg	PF	FO	Ast	TO	Blk	Stl	Pts	Avg
2016-17*	27	0	549	20.3	81	185	.438	42	104	.404	29	42	.690	11	68	79	2.9	51	2	15	23	9	6	233	8.6
2017-18*	33	31	1038	31.5	171	361	.474	91	196	.464	68	86	.791	38	131	169	5.1	100	1	41	67	7	13	501	15.2
2018-19*	24	16	555	23.1	82	179	.458	44	96	.458	38	48	.792	14	96	110	4.6	33	0	16	20	1	6	246	10.3
2019-20	22	1	318	14.5	38	99	.384	23	68	.338	17	25	.680	1	25	26	1.2	23	0	12	8	2	3	116	5.3
TOTAL	22	1	318	14.5	38	99	.384	23	68	.338	17	25	.680	1	25	26	1.2	23	0	12	8	2	3	116	5.3
All*	106	48	2466	23.3	372	824	.451	200	464	.431	152	201	.756	64	320	384	3.6	207	3	84	118	19	28	1096	10.3

2019-20 GAME BY GAME

Opponent	Date	GS	Min	TOTAL			3-PTS			REBOUNDS			PF	FO	A	TO	Blk	Stl	Pts	Avg				
				FG	FGA	Pct	3FG	FGA	Pct	FT	FTA	Pct									Off	Def	Tot	Avg
UC Riverside	11/05/19	25	3	5	.600	2	3	.667	2	3	.667	0	1	1	1.0	1	0	1	1	0	10	10.0		
Southern Utah	11/09/19	19	0	3	.000	0	2	.000	2	4	.500	0	2	2	1.5	2	0	0	0	0	2	6.0		
South Dakota St.	11/15/19	17	1	6	.167	0	4	.000	0	0	.000	0	3	3	2.0	1	0	0	1	0	2	4.7		
Southern	11/22/19	21	3	6	.500	3	6	.500	1	1	1.000	0	1	1	1.8	0	0	0	2	1	1	10	6.0	
vs. Washington St.	11/25/19	14	1	3	.333	0	1	.000	0	0	.000	0	0	0	1.4	2	0	0	2	0	2	5.2		
vs. George Mason	11/26/19	16	2	7	.286	1	4	.250	5	6	.833	0	2	2	1.5	2	0	2	0	0	10	6.0		
vs. South Florida	11/27/19	17	3	4	.750	0	0	.000	0	0	.000	0	0	0	1.3	0	0	1	0	0	6	6.0		
at Georgia Tech	12/04/19	12	0	3	.000	0	2	.000	0	0	.000	0	1	1	1.3	1	0	1	0	0	0	5.3		
at Creighton	12/7/19	24	4	8	.500	3	7	.429	0	0	.000	0	0	0	1.1	2	0	1	1	0	0	11	5.9	
at Indiana	12/13/19	10	0	3	.000	0	3	.000	0	0	.000	0	0	0	1.0	2	0	0	0	0	0	5.3		
Purdue	12/15/19	18	2	8	.250	0	4	.000	0	0	.000	0	3	3	1.2	0	0	1	1	0	0	4	5.2	
North Dakota	12/21/19	17	4	5	.800	4	5	.800	0	0	.000	0	0	0	1.1	1	0	0	0	0	1	12	5.8	
TAMU-Corpus Christi	12/29/19	18	4	9	.444	2	6	.333	0	1	.000	1	4	5	1.4	3	0	1	2	0	1	10	6.1	
Rutgers	1/3/20	12	1	5	.200	1	5	.200	0	0	.000	0	0	0	1.3	1	0	0	0	0	0	3	5.9	
Iowa	1/7/20	7	0	0	.000	0	0	.000	0	0	.000	0	0	0	1.2	0	0	1	0	0	0	5.5		
at Northwestern	1/11/20	12	2	5	.400	2	4	.500	3	4	.750	0	1	1	1.2	1	0	0	0	0	0	9	5.7	
at No. 21 Ohio State	1/14/20	7	0	1	.000	0	0	.000	0	0	.000	0	0	0	1.1	0	0	0	0	0	0	5.4		
Indiana	1/18/20	3	0	2	.000	0	1	.000	0	0	.000	0	0	0	1.1	0	0	0	0	0	0	0	5.1	
at Wisconsin	1/21/20	DNP																						
at No. 24 Rutgers	1/24/20	DNP																						
Michigan	1/28/20	DNP																						
No. 24 Penn State	2/1/20	8	3	4	.750	2	3	.667	0	0	.000	0	2	2	1.1	2	0	2	0	0	0	8	5.2	
at No. 17 Iowa	2/8/20	21	2	6	.333	1	4	.250	1	3	.333	0	3	3	1.2	1	0	0	0	0	0	6	5.3	
at No. 9 Maryland	2/11/20	19	3	6	.500	2	4	.500	3	3	1.000	0	2	2	1.2	1	0	1	0	0	0	11	5.5	
Wisconsin	2/15/20	1	0	0	.000	0	0	.000	0	0	.000	0	0	0	1.2	0	0	0	0	0	0	0	5.3	
Michigan State	2/20/20	DNP (Injury)																						
at Illinois	2/24/20	DNP (Injury)																						
No. 23 Ohio State	2/27/20	DNP (Injury)																						
Northwestern	3/1/20	DNP (Injury)																						
at No. 25 Michigan	3/5/20	DNP (Injury)																						
at Minnesota	3/8/20	DNP (Injury)																						
Totals		1	318	38	99	.384	23	68	.338	17	25	.680	1	25	26	1.2	23	0	12	8	2	3	116	5.3

NOTING KAVAS

- Graduate transfer who will miss the remainder of the year with a hand injury suffered against Wisconsin on Feb. 15
- Shined in the 72-70 loss to No. 9 Maryland with a Big Ten-high 11 points in 19 minutes off the bench
- Had six points and three boards in 21 minutes off the bench at No. 17 Iowa
- Played for the first time since Jan. 18 against No. 24 Penn State and had eight points in eight minutes of work
- Came off the bench and had nine points in 13 minutes at Northwestern
- Reached double figures for the second straight game with 10 points and a season-high five boards against Texas A&M-Corpus Christi
- Nearly rallied the Huskers back against North Dakota, hitting three of his four 3-pointers in the final eight minutes, including one which gave the Huskers a 71-69 lead, as he finished with a season-high 12 points on 4-of-5 shooting
- Set then-season highs in points (11) and 3-pointers (three) in 24 minutes at Creighton
- Made his first start as a Husker against South Florida, finishing with six points on 3-of-4 shooting in 17 minutes
- Had 10 points, two rebounds and two assists in the loss to George Washington
- Went over 1,000 career points with 10 points, including a trio of 3-pointers, in 21 minutes against Southern
- Reached double figures in his Husker debut with 10 points in 25 minutes against UC Riverside
- Spent four seasons at Seattle University before graduating in the summer of 2019, totaling nearly 1,000 points, including 177 3-pointers
- Was a preseason All-WAC pick before missing significant time with a shin injury in 2018-19, but still averaged 10.3 points and 4.6 rebounds per game while shooting 46 percent from 3-point range
- Named second-team All-WAC as a sophomore, averaging 15.2 points, 5.1 rebounds and 1.2 assists per game while pacing the conference in both 3-point percentage (.464) and 3-pointers per game (2.8)
- Was WAC Freshman of the Year in 2016-17, averaging 8.6 points per game while shooting 40 percent from 3-point range
- His older brother (Andraz) plays professionally overseas after his college career at Harding (Ark.) University

MISC. STATS

Category	2019-20	Career*
Double-Figure Scoring	7	62
Double-Figure Rebounding	0	3
Double-Figure Assists	0	0
Double-Doubles	0	2
Led NU in Scoring	0	0
Led NU in Rebounding	0	0
Led NU in Assists	0	0
20+ Point Games	0	12
30+ Point Games	0	0

*Includes Seattle

TOP PERFORMANCES OF 2019-20

Category	No.	Opponent (Date)
Points	12	North Dakota (12/21/19)
	11	at Creighton (12/7/19)
	11	at Maryland (2/11/20)
Rebounds	5	Texas A&M-CC (12/29/19)
	3	at Iowa (2/8/20)
	3	Purdue (12/15/19)
	3	South Dakota State (11/15/19)
Assists	2	vs. George Mason (11/26/19)
	2	Penn State (2/1/20)



#30 CHARLIE EASLEY | 6-2 | 190 | Fr. | G | Lincoln, Neb.

CAREER STATS

Year	GP	GS	Total		Total									Rebounds					PF	FO	Ast	TO	Blk	Stl	Pts	Avg
			Min	Avg	FG	FGA	Pct	3FG	3FGA	Pct	FT	FTA	Pct	Off	Def	Tot	Avg									
2019-20	27	3	295	10.9	17	53	.321	5	28	.179	15	20	.750	8	18	26	1.0	29	0	11	13	2	17	54	2.0	
TOTAL	27	3	295	10.9	17	53	.321	5	28	.179	15	20	.750	8	18	26	1.0	29	0	11	13	2	17	54	2.0	

2019-20 GAME BY GAME

Opponent	Date	GS	Min	TOTAL			3-PTS			REBOUNDS			PF	FO	A	TO	Blk	Stl	Pts	Avg				
				FG	FGA	Pct	FGA	Pct	FT	FTA	Pct	Off									Def	Tot	Avg	
UC Riverside	11/05/19	1	0	0	.000	0	0	.000	0	0	.000	1	0	1	1.0	0	0	0	1	0	0	0	0.0	
Southern Utah	11/9/19	DNP																						
South Dakota St.	11/15/19	1	0	0	.000	0	0	.000	0	0	.000	0	0	0	0.5	0	0	0	0	0	0	0	0.0	
Southern	11/22/19	DNP																						
vs. Washington State	11/25/19	DNP																						
vs. George Mason	11/26/19	1	0	0	.000	0	0	.000	0	0	.000	0	0	0	0.3	0	0	0	0	0	0	0	0.0	
vs. South Florida	11/27/19	DNP																						
at Georgia Tech	12/04/19	1	0	0	.000	0	0	.000	0	0	.000	0	0	0	0.3	0	0	0	1	0	0	0	0.0	
at Creighton	12/7/19	4	2	2	1.000	0	0	.000	0	0	.000	0	0	0	0.2	0	0	1	0	0	0	4	0.8	
at Indiana	12/13/19	2	0	1	.000	0	0	.000	0	0	.000	0	0	0	0.2	2	0	0	0	0	0	0	0.7	
Purdue	12/15/19	10	0	0	.000	0	0	.000	2	2	1.000	0	1	1	0.3	0	0	0	0	0	0	2	0.9	
North Dakota	12/21/19	2	0	0	.000	0	0	.000	0	0	.000	0	0	0	0.3	0	0	0	0	0	0	0	0.8	
TAMU-Corpus Christi	12/29/19	8	1	3	.333	1	3	.333	0	0	.000	0	0	0	0.2	0	0	1	0	0	0	3	1.0	
Rutgers	1/3/20	3	1	2	.500	0	1	.000	3	3	1.000	0	0	0	0.2	0	0	0	0	0	1	5	1.4	
Iowa	1/7/20	16	0	3	.000	0	3	.000	1	2	.500	0	1	1	0.3	2	0	1	0	0	2	1	1.4	
at Northwestern	1/11/20	12	1	3	.333	0	1	.000	0	0	.000	0	0	0	0.3	0	0	1	0	0	0	2	1.4	
at No. 21 Ohio State	1/14/20	9	0	0	.000	0	0	.000	0	0	.000	0	0	0	0.2	1	0	1	0	0	0	0	1.3	
Indiana	1/18/20	16	2	4	.500	2	3	.667	2	2	1.000	1	0	1	0.3	2	0	0	0	0	3	8	1.8	
at Wisconsin	1/21/20	22	0	2	.000	0	1	.000	0	0	.000	0	2	2	0.4	2	0	1	0	0	0	0	1.7	
at No. 24 Rutgers	1/25/20	24	2	7	.286	1	5	.200	2	2	1.000	0	2	2	0.5	4	0	0	0	0	0	7	2.0	
Michigan	1/28/20	15	0	0	.000	0	0	.000	0	0	.000	0	1	1	0.5	1	0	0	0	0	3	0	1.9	
No. 24 Penn State	2/1/20	* 19	0	3	.000	0	2	.000	1	3	.333	0	0	0	0.5	2	0	1	1	0	2	1	1.8	
at No. 17 Iowa	2/8/20	15	2	5	.400	1	3	.333	2	2	1.000	0	2	2	0.6	0	0	3	1	0	1	7	2.1	
at No. 9 Maryland	2/11/20	6	0	1	.000	0	1	.000	0	0	.000	0	1	1	0.6	3	0	0	0	0	1	0	2.0	
Wisconsin	2/15/20	12	1	4	.250	0	1	.000	0	0	.000	1	0	1	0.6	2	0	1	0	1	2	2	2.0	
Michigan State	2/20/20	14	1	3	.333	0	2	.000	0	0	.000	0	1	1	0.6	0	0	1	1	0	1	2	2.0	
at Illinois	2/24/20	19	1	1	1.000	0	0	.000	0	0	.000	1	1	2	0.7	1	0	0	2	0	1	2	2.0	
No. 23 Ohio State	2/27/20	8	0	0	.000	0	0	.000	0	0	.000	0	0	0	0.7	0	0	0	1	1	0	0	1.9	
Northwestern	3/1/20	6	0	2	.000	0	1	.000	0	0	.000	1	2	3	0.8	2	0	0	0	0	0	0	1.8	
at No. 25 Michigan	3/5/20	* 16	1	1	1.000	0	0	.000	0	0	.000	0	1	1	0.8	3	0	2	0	0	0	2	1.8	
at Minnesota	3/8/20	* 33	2	6	.333	0	1	.000	2	2	1.000	3	3	6	1.0	2	0	1	1	0	0	6	2.0	
Totals		3	295	17	53	.321	5	28	.179	15	20	.750	8	18	26	1.0	29	0	11	13	2	17	54	2.0

NOTING EASLEY

- True freshman who walked on to the team after a prolific high school career at Lincoln Pius X High School
- Was put on scholarship for the spring semester on Jan. 10
- Had six points and a team-high six rebounds in a start against Minnesota
- Started and had two points and a rebound in 16 minutes at No. 25 Michigan
- Pulled down three rebounds in six minutes off the bench against Northwestern
- Had a blocked shot - his second of the year - in eight minutes against No. 23 Ohio State
- Played 19 minutes at Illinois and hit his only shot from the field and had two rebounds
- Had two points, one rebound and a steal in 14 minutes against Michigan State
- Had an assist and two steals in 12 minutes of work against Wisconsin
- Finished with seven points, a season-high three assists and two boards in 15 minutes at No. 17 Iowa
- Made his first career start against Penn State, playing 19 minutes against the Nittany Lions
- Had three steals in 15 minutes of work against Michigan
- Totalled seven points and two boards in a season-high 23 minutes at Rutgers
- Played a career-high 22 minutes against Wisconsin, grabbed two rebounds, but going scoreless
- Keyed NU's second-half comeback against Indiana with a career-high eight points and three steals in 16 minutes
- Dished out an assist in nine minutes at No. 21 Ohio State
- Had two points and an assist in 12 minutes at Northwestern
- Played a key role in the win over Iowa, playing a career-high 16 minutes and recording a pair of steals
- Had a season-high five points and a steal in three minutes of work against Rutgers
- Played eight minutes in the win over Texas A&M-CC, hitting his first career 3-pointer in the process
- Saw his most extensive action in the win over Purdue, playing nine minutes and scoring a pair of points
- Played two minutes against Indiana, but missed his only shot from the field
- Had four points and an assist in four minutes against Creighton
- Saw action in the loss at Georgia Tech
- Played against George Mason, but had no stats in the loss to the Patriots
- Saw action in NU's win over South Dakota State, but did not score
- Played the final minute of NU's season opener against UC Riverside
- Was a three-year starter who finished with a school-record 1,412 points
- Guided Pius X to a 27-2 record and a Class B state title in 2019 after averaging 23.3 points, 6.1 rebounds, 4.1 assists and 3.1 steals per game
- Was AAU teammates with fellow Husker freshmen Akol Arop, Jace Piatkowski and Bret Porter

MISC. STATS

Category	2019-20	Career
Double-Figure Scoring	0	0
Double-Figure Rebounding	0	0
Double-Figure Assists	0	0
Double-Doubles	0	0
Led NU in Scoring	0	0
Led NU in Rebounding	1	1
Led NU in Assists	0	0
20+ Point Games	0	0
30+ Point Games	0	0

TOP PERFORMANCES OF 2019-20

Category	No.	Opponent (Date)
Points	8	Indiana (1/18/20)
	7	at Rutgers (1/24/20)
	7	at Iowa (2/8/20)
Rebounds	6	at Minnesota (3/8/20)
	3	Northwestern (3/1/20)
	2	at Illinois (2/24/20)
	2	at Wisconsin (1/21/20)
	2	at Rutgers (1/24/20)
Assists	2	at Iowa (2/8/20)
	3	at Iowa (2/8/20)


#34 THORIR THORBJARNARSON | 6-6 | 205 | Jr. | G | Reykjavik, Iceland

CAREER STATS

Year	GP		GS		Total		3FG		3FGA		Pct		FT		FTA		Pct		Rebounds				PF		FO		Ast		TO		Blk		Stl		Pts		Avg	
			Min	Avg	FG	FGA	Pct													Off	Def	Tot	Avg															
2017-18	9	0	19	2.1	3	7	.429	2	5	.400	0	0	.000	1	3	4	0.4	4	0	3	1	0	1	0	1	0	1	0	1	8	0.9							
2018-19	25	7	307	12.3	19	56	.339	4	23	.174	8	12	.667	10	43	53	2.1	25	0	29	13	5	14	50	2.0													
2019-20	31	23	901	29.1	97	211	.460	48	125	.384	30	39	.769	17	131	148	4.8	64	1	39	44	4	33	272	8.8													
TOTAL	65	30	1227	18.9	119	274	.434	54	153	.353	38	51	.745	28	177	205	3.2	93	1	71	58	9	48	330	5.1													

2019-20 GAME BY GAME

Opponent	Date	GS	Min	TOTAL			3-PTS			REBOUNDS			PF	FO	A	TO	Blk	Stl	Pts	Avg				
				FG	FGA	Pct	3FG	FGA	Pct	FT	FTA	Pct									Off	Def	Tot	Avg
UC Riverside	11/05/19	15	0	0	.000	0	0	.000	1	3	4	4.0	0	0	1	0	0	0	0	0.0				
Southern Utah	11/09/19	22	2	3	.667	1	2	.500	2	2	1.000	0	4	4	4.0	1	0	1	0	1	7	3.5		
South Dakota St.	11/15/19	16	2	6	.333	1	4	.250	0	0	.000	0	4	4	4.0	2	0	1	0	1	5	4.0		
Southern	11/22/19	24	2	3	.667	2	2	1.000	1	2	.500	0	2	2	3.5	3	0	0	1	0	7	4.8		
vs. Washington St.	11/25/19	17	1	2	.500	1	1	1.000	0	0	.000	0	2	2	3.2	2	0	0	1	0	1	3	4.4	
vs. George Mason	11/26/19	20	1	3	.333	0	1	.000	0	1	.000	0	4	4	3.3	1	0	0	1	0	0	2	4.0	
vs. South Florida	11/27/19	17	2	5	.400	0	2	.000	0	0	.000	0	3	3	3.3	1	0	0	0	0	4	4.0		
at Georgia Tech	12/04/19	21	4	7	.571	1	2	.500	2	2	1.000	2	5	7	3.8	2	0	0	3	1	2	11	4.9	
at Creighton	12/7/19	* 24	4	5	.800	4	5	.800	0	0	.000	0	3	3	3.7	2	0	0	1	0	0	12	5.7	
at Indiana	12/13/19	* 42	7	12	.583	3	5	.600	0	0	.000	0	1	1	3.4	4	0	1	1	0	0	17	6.8	
Purdue	12/15/19	* 29	3	8	.375	2	6	.333	5	6	.833	0	5	5	3.5	2	0	0	2	0	0	13	7.4	
North Dakota	12/21/19	* 22	1	5	.200	0	3	.000	0	0	.000	0	1	1	3.3	0	0	2	1	0	2	2	6.9	
TAMU-Corpus Christi	12/29/19	* 24	3	7	.429	2	4	.500	0	0	.000	0	4	4	3.4	2	0	1	0	0	4	8	7.0	
Rutgers	1/3/20	* 28	2	5	.400	1	2	.500	0	0	.000	0	4	4	3.4	1	0	5	1	0	1	5	6.9	
Iowa	1/7/20	* 36	6	9	.667	3	6	.500	2	4	.500	1	8	9	3.8	3	0	1	2	0	2	17	7.5	
at Northwestern	1/11/20	* 32	2	4	.500	1	3	.333	0	0	.000	0	7	7	4.0	5	1	2	1	0	2	5	7.4	
at No. 21 Ohio State	1/14/20	* 32	5	11	.455	5	8	.625	0	0	.000	0	6	6	4.1	2	0	3	0	0	0	15	7.8	
Indiana	1/18/20	* 37	5	9	.556	1	5	.200	2	2	1.000	1	8	9	4.4	4	0	3	2	0	3	13	8.1	
at Wisconsin	1/21/20	* 32	4	8	.500	1	5	.200	3	5	.600	2	1	3	4.3	3	0	0	1	0	1	12	8.3	
at No. 24 Rutgers	1/25/20	* 37	6	11	.545	5	8	.625	0	0	.000	1	7	8	4.5	1	0	0	0	0	1	17	8.8	
Michigan	1/28/20	* 37	3	6	.500	1	3	.333	1	2	.500	1	7	8	4.7	1	0	3	2	0	1	8	8.7	
No. 24 Penn State	2/1/20	* 29	4	7	.571	2	3	.667	2	3	.667	1	4	5	4.7	1	0	1	1	0	0	12	8.9	
at No. 17 Iowa	2/8/20	* 23	2	6	.333	0	3	.000	2	2	1.000	0	1	1	4.5	3	0	1	1	0	2	6	8.7	
at No. 9 Maryland	2/11/20	* 38	6	11	.545	3	8	.375	0	0	.000	4	3	7	4.6	2	0	2	2	0	1	15	9.0	
Wisconsin	2/15/20	* 28	3	9	.333	2	6	.333	0	0	.000	0	3	3	4.6	2	0	2	3	0	2	8	9.0	
Michigan State	2/20/20	* 39	2	11	.182	0	5	.000	1	1	1.000	1	4	5	4.6	1	0	1	1	0	1	5	8.8	
at Illinois	2/24/20	* 37	4	9	.444	3	6	.500	0	0	.000	1	6	7	4.7	3	0	2	3	0	0	11	8.9	
No. 23 Ohio State	2/27/20	* 34	2	4	.500	0	2	.000	0	0	.000	0	4	4	4.6	3	0	4	0	0	1	4	8.7	
Northwestern	3/1/20	* 42	1	7	.143	1	7	.143	2	2	1.000	0	9	9	4.8	2	0	1	6	2	2	5	8.6	
at No. 25 Michigan	3/5/20	* 34	4	8	.500	1	3	.333	0	0	.000	1	6	7	4.9	3	0	1	7	0	2	9	8.6	
at Minnesota	3/8/20	* 33	4	10	.400	1	5	.200	5	5	1.000	0	2	2	4.8	2	0	1	0	0	0	14	8.8	
Totals		23	901	97	211	.460	48	125	.384	30	39	.769	17	131	148	4.8	64	1	39	44	4	33	272	8.8

NOTING THORBJARNARSON


- Returnee who ranks among the Big Ten leaders in 3-point shooting and started all 20 conference games
- Finished with 14 points in 33 minutes of work against Minnesota
- Totaled nine points and a team-high seven rebounds at No. 25 Michigan
- Had five points and nine rebounds in a career-high 42 minutes vs. Northwestern
- Limited to just four shots against No. 23 Ohio State, but added four rebounds and four assists without a turnover
- Totaled 11 points, including a trio of 3-pointers, seven rebounds and two assists at Illinois
- Had eight points, three rebounds, two assists and two steals against Wisconsin
- Finished with 15 points and a team-high seven rebounds at No. 9 Maryland
- Totaled 12 points and five rebounds in the loss to No. 24 Penn State
- Matched his career highs in both points (17) and 3-pointers (five) while grabbing eight boards at Rutgers
- Reached double figures for the third straight game with 12 points and three rebounds at Wisconsin
- Played an all-around game with 13 points, nine rebounds, three assists and three steals against Indiana
- Connected on a career-high five 3-pointers, as he finished with 15 points and six boards at No. 21 Ohio State
- Propelled the Huskers to a win over Iowa with season highs in points (17) and rebounds (nine), hitting consecutive 3-pointers after Iowa tied the score at 59
 - Totaled 13 points, including a pair of 3-pointers, and five rebounds in a start against Purdue
 - Put together a career night at Indiana with 17 points, including three 3-pointers, in 42 minutes, marking his third straight career high in scoring
 - Posted his second straight career high with 12 points on 4-of-5 shooting from 3-point range at Creighton
 - Totaled 11 points on 4-of-7 shooting and seven boards in 21 minutes at Georgia Tech
 - Played for the Iceland National Team during the Games of the Small States of Europe in the summer of 2019, averaging 10 points per game
 - Was in the rotation during the second half of the 2018-19 season, playing in 25 contests, including seven starts
 - Averaged 2.0 points, 2.1 rebounds and 1.2 assists per game, while posting a 2.2-to-1 assist-to-turnover ratio
 - Saw limited time as a freshman, appearing in nine games and totaling eight points, four rebounds and three assists
 - Nebraska's first scholarship player from Iceland and one of the few players from the nation on Division I teams
 - Played for KR Reykjavik in the Icelandic League for three years (2015-17), helping the team to three straight titles and a pair of Icelandic Cups in 2016 and 2017
 - Averaged 10.2 points, 2.6 rebounds and 1.9 assists per game for a team that went 26-8 and won the league championship in the top pro league in the country in 2016-17

MISC. STATS

Category	2019-20	Career
Double-Figure Scoring	12	12
Double-Figure Rebounding	0	1
Double-Figure Assists	0	0
Double-Doubles	0	0
Led NU in Scoring	2	2
Led NU in Rebounding	7	8
Led NU in Assists	2	3
20+ Point Games	0	0
30+ Point Games	0	0

TOP PERFORMANCES OF 2019-20

Category	No.	Opponent (Date)
Points	17	at Indiana (12/13/19)
	17	Iowa (1/3/20)
	17	at Rutgers (1/24/20)
	15	at Ohio State (1/14/20)
	15	at Maryland (2/11/20)
Rebounds	9	Northwestern (3/1/20)
	9	Iowa (1/3/20)
	9	Indiana (1/18/20)
	8	at Rutgers (1/24/20)
	8	Michigan (1/28/20)
Assists	5	Rutgers (1/3/20)
	4	Ohio State (2/27/20)
	3	at Ohio State (1/14/20)
	3	Indiana (1/18/20)
	3	Michigan (1/28/20)



#21 JACE PIATKOWSKI | 6-4 | 175 | Fr. | G | Omaha, Neb.


CAREER STATS

Year	GP	GS	Min	Avg	Total					Rebounds					PF	FO	Ast	TO	Blk	Stl	Pts	Avg
					FG	FGA	Pct	3FG	3FGA	Pct	FT	FTA	Pct	Off								
2019-20	Has not played																					

2019-20 GAME BY GAME

NOTING PIATKOWSKI

- Walk-on who is expected to redshirt during the 2019-20 season
- Played at Elkhorn South, averaging 18.6 points and 3.3 rebounds per game as a senior, highlighted by a 36-point performance against Lincoln High, to earn honorable-mention all-state honors from the Omaha World-Herald
- Was AAU teammates with fellow Husker freshmen Akol Arop, Charlie Easley and Bret Porter
- His father (Eric) played at Nebraska from 1991-94 and spent 14 years in the NBA
- The elder Piatkowski ranks second in school history with 1,934 points and was a two-time All-Big Eight pick and 1994 Big Eight Tournament MVP



#44 BRET PORTER | 6-6 | 215 | Fr. | F | Omaha, Neb.

CAREER STATS

Year	GP	GS	Min	Avg	Total					Rebounds					PF	FO	Ast	TO	Blk	Stl	Pts	Avg
					FG	FGA	Pct	3FG	3FGA	Pct	FT	FTA	Pct	Off								
2019-20	Has not played																					

2019-20 GAME BY GAME

NOTING PORTER

- Walk-on who is expected to redshirt during the 2019-20 season
- Returned from a torn ACL in June of 2018 to play as a senior, averaging 6.2 points and 4.4 rebounds as Millard North High School reached the district final
- Enjoyed a strong junior season, averaging 13.5 points and 7.5 rebounds per game for the Mustangs
- Was AAU teammates with fellow Husker freshmen Akol Arop, Jace Piatkowski and Charlie Easley
- Is a fourth-generation athlete at Nebraska, as his father (Budge, 1975) grandfather (Mort, 1943, 1946-47) and great grandfather (Grove, 1913-15) all played football for the Cornhuskers


#4 SHAMIEL STEVENSON | 6-6 | 245 | Jr. | G/F | Toronto, Ontario, Canada

CAREER STATS

Year	GP	GS	Total		Total									Rebounds				PF	FO	Ast	TO	Blk	Stl	Pts	Avg
			Min	Avg	FG	FGA	Pct	3FG	3FGA	Pct	FT	FTA	Pct	Off	Def	Tot	Avg								
2017-18*	32	13	761	23.8	95	188	.505	15	40	.375	68	112	.607	27	114	141	4.4	50	0	33	72	8	16	273	8.5
2018-19*	4	0	32	8.0	7	12	.583	1	1	1.000	0	1	.000	0	7	7	1.8	3	0	3	1	1	3	15	3.8
All*	36	13	793	22.0	102	200	.510	16	41	.390	68	113	.602	27	121	148	4.1	53	0	36	73	9	19	288	8.0

NOTING STEVENSON

- Will sit out this season following his NCAA appeal being denied on Nov. 26, 2019 and will have two seasons of eligibility remaining
- Played in 32 games, including 13 starts at Pittsburgh in 2017-18, averaging 8.5 points on 51 percent shooting and 4.4 rebounds per game to rank second on the Panthers in rebounds
- Reached double figures 13 times, including a career-high 19 points against Montana
- Played at Hillcrest (Ariz.) Prep, averaging 14.2 points and 6.3 rebounds and was selected to play in the 2017 BioSteel All-Canadian Game


#13 DERRICK WALKER | 6-8 | 235 | Jr. | F | Kansas City, Mo.

CAREER STATS

Year	GP	GS	Total		Total									Rebounds				PF	FO	Ast	TO	Blk	Stl	Pts	Avg
			Min	Avg	FG	FGA	Pct	3FG	3FGA	Pct	FT	FTA	Pct	Off	Def	Tot	Avg								
2017-18*	34	0	299	8.8	28	47	.596	0	0	.000	10	25	.400	29	46	75	2.2	43	0	9	21	7	3	66	1.9
2018-19*	30	0	160	5.3	10	19	.526	0	0	.000	5	19	.263	8	24	32	1.1	28	0	7	6	3	6	25	0.8
All*	64	0	459	7.2	38	66	.576	0	0	.000	15	44	.341	37	70	107	1.7	71	0	16	27	10	9	91	1.4

2019-20 GAME BY GAME
NOTING WALKER

- Walker is sitting out the 2019-20 season after transferring from Tennessee and will have two seasons of eligibility remaining
- Played in 30 games at Tennessee in 2018-19 as the Volunteers reached the NCAA Sweet 16
- Helped the Volunteers to an SEC title in 2017-18, playing in 34 games and averaging 1.9 points and 2.2 rebounds per outing
- A four-star prospect by ESPN who played at Sunrise (Kan.) Christian Academy, averaging 14 points and seven rebounds per game in 2016-17
- Played on MOKAN Elite AAU program with NBA first-round picks Trae Young and Michael Porter Jr.
- Spent freshman-junior years at Raytown High School, the alma mater of former Husker great Tyronn Lue


#45 DALANO BANTON | 6-8 | 195 | So. | G | Toronto, Ontario, Canada

CAREER STATS

Year	GP	GS	Total		Total									Rebounds				PF	FO	Ast	TO	Blk	Stl	Pts	Avg
			Min	Avg	FG	FGA	Pct	3FG	3FGA	Pct	FT	FTA	Pct	Off	Def	Tot	Avg								
2018-19*	31	12	469	15.1	39	96	.406	8	37	.216	19	34	.559	16	76	92	3.0	27	0	65	52	16	14	105	3.4
All*	31	12	469	15.1	39	96	.406	8	37	.216	19	34	.559	16	76	92	3.0	27	0	65	52	16	14	105	3.4

NOTING BANTON

- Transfer from Western Kentucky who will sit out the 2019-20 season and have three years of eligibility remaining
- Reclassified to the class of 2018 to play at Western Kentucky, where he averaged 3.4 points, 3.0 rebounds and 2.1 assists per game
- Made 12 starts and his best performance was a 13-rebound, 10-assist, eight-point effort in a win over No. 15 Wisconsin
- Top 100 recruit (Rivals and 247Sports) who played at Redemption (N.Y.) Christian Academy and was named conference MVP in his final year at the school
- Played in the BioSteel All-Canadian Game, finishing with 19 points on 9-of-16 shooting, eight rebounds and three steals

UC RIVERSIDE 66, NEBRASKA 47



Official Basketball Box Score - Final
UC Riverside at Nebraska
11/09/19 Pinnacle Bank Arena, Lincoln
Nebraska vs. UC Riverside

Game Time: 8:06 PM
Game Duration: 1:54
Attendance: 15,745

Officials: Lamont Simpson, Chris Beaver, Steve Horacki

UC Riverside - 66

Record: 1-0

NO. Name	Min	FG	3P	FT	Rebounds	Fouls	TP	AS	TO	ST	Blocks	++	
		M/A	M/A	M/A	OR DR TOT	PF	FF				BS BA		
25 Collan McRae	C 29:01	4-9	0-0	1-2	4 6	4	2	9	2	3	2	1 3	9
0 Dragun Elkaz	G 31:20	5-9	4-8	0-0	1 4	5	4	0	14	0	0	0 0	14
13 Khy Kabbelis	G 16:34	1-6	0-1	0-0	0 2	2	0	2	2	1	1	0 0	2
22 Dominick Pickett	G 25:43	2-7	2-4	4-5	0 1	1	2	3	10	0	1	0 0	1
35 George Willborn III	G 29:18	6-11	1-2	0-0	4 14	18	4	0	13	2	6	3 0	7
3 DJ McDonald	22:48	4-6	4-6	3-3	0 2	2	1	3	15	0	2	0 0	21
5 Zyron Pullin	26:18	1-4	1-3	0-0	0 0	0	1	3	3	2	0	0 0	22
11 Zac Watson	18:58	0-3	0-1	0-0	4 8	12	2	0	4	1	2	1 0	18
Team					2 1 3	0	2	0	1	2	0	0 0	
Totals		23-55	12-25	6-9	13 36	49	18	11	66	12	18	8 2	6 19

Technical Fouls: NONE

Nebraska - 47

Record: 6-1

NO. Name	Min	FG	3P	FT	Rebounds	Fouls	TP	AS	TO	ST	Blocks	++	
		M/A	M/A	M/A	OR DR TOT	PF	FF				BS BA		
24 Yvan Ouedraogo	F 20:45	4-6	0-0	1-4	0 3	3	1	3	9	1	1	2 1	0 -6
3 Cam Mack	G 32:22	4-13	2-5	1-2	3 6	9	1	4	11	3	2	0 1	-16
11 Dachon Burke	G 22:42	2-7	0-3	3-4	0 2	2	0	2	7	0	2	1 0	-7
22 Haanif Cheatham	G 25:59	0-3	0-2	1-2	0 2	2	0	2	1	3	1	1 0	-14
23 Jerry Green	G 32:20	2-9	1-5	0-2	1 1	2	5	2	5	2	3	2 3	-9
1 Kevin Cross	14:01	1-10	1-6	1-2	3 0	3	2	1	4	0	0	0 0	-5
25 Matej Kavas	24:39	3-5	2-3	2-3	0 1	1	1	2	10	1	0	0 0	-22
34 Thorir Thorbjarnarson	15:03	0-0	0-0	0-0	1 3	4	0	0	1	0	0	0 0	-6
15 Samari Curtis	09:31	0-1	0-1	0-0	0 0	0	0	0	1	0	0	1 0	-9
0 Akol Arop	01:19	0-1	0-0	0-0	1 0	1	0	0	0	0	0	0 0	-1
30 Charlie Easley	01:19	0-0	0-0	0-0	1 0	1	0	0	0	0	0	0 0	-1
Team					0 1 1	0	0	0	0	0	0	0 0	
Totals		16-55	6-26	9-19	9 20	29	11	18	47	12	11	6 2	-19

Technical Fouls: NONE

UCR	NEB	Points from Turnovers	UCR	NEB	Period by Period Scoring
20 (2 nd 1:19)	9 (1 st 13:12)	3	14	1st 2nd TOT	UCR 32 34 66
Best Scoring Run	9 (2 nd 13:09)	9 (1 st 13:12)	22	18	NEB 28 19 47
Lead Changes	4	Second Chance	11	0	
Times Tied	5	Fast Breaks	5	10	
Time with Lead	24:14	Bench	18	14	

Game Notes: Actual Attendance 11,725+

SOUTHERN UTAH 79, NEBRASKA 78 (2OT)



Official Basketball Box Score - Final
Southern Utah at Nebraska
11/09/19 Pinnacle Bank Arena, Lincoln, NE
Nebraska vs. Southern Utah

Game Time: 1:01 PM
Game Duration: 2:32
Attendance: 15,821

Officials: Bill R, Donnie Epply, Brandon Cruz

Southern Utah - 79

Record: 2-0

NO. Name	Min	FG	3P	FT	Rebounds	Fouls	TP	AS	TO	ST	Blocks	++	
		M/A	M/A	M/A	OR DR TOT	PF	FF				BS BA		
25 Dwayne Morgan	F 35:11	6-16	0-4	7-8	4 7	11	4	5	19	1	4	2 1	-3
32 Andre Adams	F 25:10	4-7	0-0	1-1	3 8	11	4	1	8	0	1	0 0	-5
3 John Knight III	G 21:12	1-7	0-1	0-0	1 1	2	1	1	2	1	3	0 3	-16
4 Dre Marin	G 37:56	3-10	2-8	2-2	0 5	2	2	1	10	3	1	0 0	11
23 Cameron Oluaitan	G 37:54	5-11	1-4	0-0	1 6	7	3	2	11	0	1	1 0	2
1 Jakob By Long	36:49	4-8	0-1	2-2	1 1	2	4	1	2	3	4	0 0	2
15 Harrison Butler	22:27	3-7	0-0	0-2	0 5	5	4	2	6	2	0	0 0	2
12 Maizen Fausett	23:11	5-10	1-5	2-6	2 6	8	0	4	13	1	3	0 1	6
14 Daouda Ndiaye	10:10	0-0	0-0	0-0	1 1	2	1	0	0	0	0	0 1	-1
Team					2 3 5	0	0	0	2	0	2	0 0	
Totals		31-76	4-23	13-21	15 43	58	23	17	79	10	18	7 7	5 1

Technical Fouls: Marin 2nd OT 2:39

Nebraska - 78

Record: 6-2

NO. Name	Min	FG	3P	FT	Rebounds	Fouls	TP	AS	TO	ST	Blocks	++	
		M/A	M/A	M/A	OR DR TOT	PF	FF				BS BA		
24 Yvan Ouedraogo	F 13:59	1-6	0-0	0-0	2 3	5	1	0	2	0	2	0 3	10
3 Cam Mack	G 41:41	5-14	0-6	3-6	1 6	7	2	5	13	11	3	2 1	0 -4
11 Dachon Burke	G 33:58	4-10	1-4	4-4	0 4	4	3	13	2	1	1	1 0	-3
22 Haanif Cheatham	G 35:34	1-3	0-0	2-5	0 5	5	3	5	4	1	1	2 1	1 3
23 Jerry Green	G 45:34	6-18	2-8	4-6	2 6	8	2	4	18	1	2	3 1	2 -6
1 Kevin Cross	35:50	8-15	1-3	2-2	3 2	5	1	2	19	0	2	0 1	1 -9
25 Matej Kavas	18:47	0-3	0-2	2-4	0 2	2	2	2	2	0	0	0 0	-2
15 Samari Curtis	03:06	0-1	0-1	0-0	0 0	0	0	0	1	0	0	0 0	-1
34 Thorir Thorbjarnarson	21:31	2-3	1-2	2-2	0 4	4	1	2	7	0	1	1 0	0 7
Team					2 2 4	0	0	0	0	0	0	0 0	
Totals		27-73	5-26	19-29	10 34	44	17	23	78	15	13	9 5	7 -1

Technical Fouls: NONE

SU	NEB	Points from Turnovers	SU	NEB	Period by Period Scoring
3 (2 nd 0:05)	14 (1 st 4:10)	13 <th>12</th> <th>1st 2nd OT1 OT2 TOT</th> <th>SU 26 43 3 7 79</th>	12	1st 2nd OT1 OT2 TOT	SU 26 43 3 7 79
Best Scoring Run	7 (2 nd 14:12)	9 (1 st 4:10)	48	42	NEB 37 32 3 6 78
Lead Changes	9	Second Chance	9	3	
Times Tied	7	Fast Breaks	14	17	
Time with Lead	05:22	Bench	29	28	

Game Notes: Actual Attendance 11,473+

NEBRASKA 90, SOUTH DAKOTA STATE 73



Official Basketball Box Score - Final
South Dakota St. at Nebraska
11/15/19 Pinnacle Bank Arena, Lincoln
Nebraska vs. South Dakota State

Game Time: 8:05 PM
Game Duration: 1:55
Attendance: 15,946

Officials: Steve McLunkins, Lewis Garrison, Edwin Young

South Dakota St. - 73

Record: 3-2

NO. Name	Min	FG	3P	FT	Rebounds	Fouls	TP	AS	TO	ST	Blocks	++	
		M/A	M/A	M/A	OR DR TOT	PF	FF				BS BA		
32 Matt Dentlinger	F 21:17	4-6	0-0	0-0	1 1	2	1	4	8	0	2	0 0	-16
35 Douglas Wilson	F 32:31	6-12	0-0	3-6	8 6	14	1	5	15	1	2	0 1	-21
0 Brandon Key	G 30:27	3-10	0-1	6-8	1 1	2	3	5	12	3	1	1 0	-15
11 Noah Freidel	G 16:01	3-7	0-2	0-0	1 1	2	3	0	6	0	1	1 1	-19
34 Alex Arians	G 22:27	3-7	2-5	0-0	0 4	4	1	1	6	0	3	1 0	-11
31 Baylor Scheierman	23:31	3-10	0-4	0-0	0 8	4	0	6	2	0	0	0 0	-2
23 Owen King	09:12	0-1	0-0	0-0	1 1	1	2	1	0	0	0	0 0	-2
50 David Wingett	22:08	2-8	1-5	0-1	0 4	4	3	1	5	1	2	1 0	-6
2 Tray Buchanan	17:08	5-8	0-2	3-3	0 2	2	1	2	13	0	1	1 0	-3
1 Matt Mims	04:00	0-1	0-1	0-0	0 0	0	0	0	1	0	0	1 0	7
22 Aaron Flegen	01:18	0-0	0-0	0-0	0 0	0	0	0	0	0	0	0 0	3
Team					3 2 5	0	0	0	0	0	0	0 0	
Totals		29-70	3-21	12-18	14 30	44	20	19	73	7	13	5 4	3 -17

Technical Fouls: NONE

Nebraska - 90

Record: 1-2

NO. Name	Min	FG	3P	FT	Rebounds	Fouls	TP	AS	TO	ST	Blocks	++	
		M/A	M/A	M/A	OR DR TOT	PF	FF				BS BA		
24 Yvan Ouedraogo	F 20:23	3-7	0-0	0-1	6 6	12	4	2	6	2	5	0 1	16
3 Cam Mack	G 36:04	8-14	3-6	5-7	1 1	2	7	24	4	1	3	0 1	21
11 Dachon Burke	G 27:53	5-13	1-4	6-9	3 4	7	2	6	17	0	1	0 2	19
22 Haanif Cheatham	G 29:22	8-11	0-2	1-3	1 5	6	1	2	17	13	0	1 0	29
23 Jerry Green	G 24:52	3-7	0-3	0-0	0 4	4	2	1	6	5	2	0 0	22
1 Kevin Cross	16:55	4-5	1-1	1-1	0 2	2	4	1	10	0	1	0 2	7
25 Matej Kavas	16:33	1-6	0-4	0-0	0 3	3	1	0	2	1	0	0 0	-13
34 Thorir Thorbjarnarson	16:21	2-6	1-4	0-0	0 4	4	2	0	5	1	0	1 0	4
15 Samari Curtis	10:01	1-2	1-2	0-0	0 2	2	1	0	3	0	0	0 0	-14
0 Akol Arop	01:18	0-0	0-0	0-0	0 1	1	0	0	0	0	0	0 0	-3
30 Charlie Easley	01:18	0-0	0-0	0-2	0 0	0	0	1	0	0	0	0 0	-3
Team					2 0 2	0	0	0	0	0	0	0 0	
Totals		35-71	7-26	13-23	13 32	45	19	20	90	16	11	5 3	4 17

Technical Fouls: NONE

SDS	NEB	Points from Turnovers	SDS	NEB	Period by Period Scoring
0 (1 st 20:00)	31 (1 st 4:50)	7	16	1st 2nd TOT	SDS 27 46 73
Best Scoring Run	7 (2 nd 10:29)	13 (1 st 4:50)	48	50	NEB 51 39 90
Lead Changes	0	Second Chance	13	11	
Times Tied	1	Fast Breaks	7	20	
Time with Lead	00:00	Bench	24	20	

Game Notes: Actual Attendance 12,947+

NEBRASKA 93, SOUTHERN 86 (OT)



Official Basketball Box Score - Final
Southern U. at Nebraska
11/22/19 Pinnacle Bank Arena, Lincoln
Nebraska vs. Southern U.

Game Time: 7:01 PM
Game Duration: 2:17
Attendance: 15,931

Officials: Terry Ojstby, Brian McNutt, Kelly Pfeifer

Southern U. - 86

Record: 2-3

NO. Name	Min	FG	3P	FT	Rebounds	Fouls	TP	AS	TO	ST	Blocks	++	
		M/A	M/A	M/A	OR DR TOT	PF	FF				BS BA		
12 Darius Williams	F 38:31	7-12	0-0	0-0	6 7	13	2	1	14	4	1	0 0	-1
40 Amel Kujuhovic	C 14:55												

NEBRASKA 82, WASHINGTON STATE 71



Official Basketball Box Score - Final
Washington St. at Nebraska
11/29/19
2019-20 Men's Basketball

Game Time: 6:30 PM
Game Duration: 2:01
Attendance: 690

Officials: John Higgins, John Gaffney, Jeff Anderson

Washington St. - 71		Record: 2-3										
NO. Name	Min	FG M-A	3P M-A	FT M-A	Rebounds OR DR TOT	Fouls PF FD	TP	AS	TO	ST	Blocks BS BA +/-	
4 Aljaz Kunc	28:16	1-5	0-3	0-0	2 4 6	3 2	2	1	0	1	0	-15
13 Jeff Pollard	15:46	2-2	0-0	0-0	1 0 1	2 0 4	0	0	0	1	0	-1
1 Jervae Robinson	31:10	3-13	1-6	0-1	0 4 4	1 1 7	1	2	0	0	0	-8
2 CJ Elleby	28:33	9-21	2-7	7-7	2 4 6	3 6 27	1	3	2	1	0	-13
10 Isaac Bonton	30:20	6-19	3-9	2-3	0 0 0	7 2 3	17	0	4	2	0	-7
20 Deion James	03:21	1-1	0-0	0 0 0	0 0 0	0 2 0	0	0	0	0	0	-4
23 Jaylen Shead	28:43	1-5	0-2	1-1	4 4 8	2 1 3	4	2	1	0	0	-9
11 DJ Rodman	10:11	0-0	0-0	0 0 0	0 1 1	0 0 0	0	0	0	0	0	7
15 Volodymyr Markovetskyi	08:11	3-5	0-0	0-2	6 1 7	2 1 6	0	1	0	0	1	-6
32 Tony Miller	04:41	0-0	0-0	1-2	0 2 2	4 1 1	0	0	0	0	0	-1
24 Noah Williams	05:06	0-1	0-0	0-0	0 0 0	4 0 0	0	0	0	0	0	1
5 Marvin Cannon	07:42	1-1	0-0	0-0	0 0 0	0 2 0	0	0	0	0	0	1
Team					0 2 2	0 0 0	0	0	0	0	0	0
Totals	27:73	6-27	11-16	15 29 44	23 15 71	9 13	6	3	2	-11		

Technical Fouls: NONE

Nebraska - 82		Record: 3-2										
NO. Name	Min	FG M-A	3P M-A	FT M-A	Rebounds OR DR TOT	Fouls PF FD	TP	AS	TO	ST	Blocks BS BA +/-	
24 Yvan Ouedraogo	13:24	2-4	0-0	0-2	1 0 1	1 1 4	0	2	0	0	0	-2
3 Cam Mack	36:48	2-8	0-2	6-11	1 7 8	5 7 10	6	5	3	0	2	19
11 Dachon Burke	8:10	2-3	1-2	1 6 7	3 5 19	3 0 0	0	0	0	0	18	
22 Haanif Cheatham	33:58	8-10	2-3	1 2 1	6 7 3	5 19	3	0	0	0	0	18
23 Jervay Green	27:58	5-9	3-5	3-4	2 6 8	3 2 16	2	1	0	0	1	11
1 Kevin Cross	26:36	6-8	2-4	0-2	0 8 8	0 4 14	1	3	0	0	2	13
25 Matej Kavas	14:13	1-3	0-1	0-0	0 0 0	2 0 2	0	0	0	0	0	-5
34 Thorir Thorbjarnarson	16:32	1-2	1-1	0-0	0 2 2	0 3 0	0	1	1	0	0	-1
15 Samari Curtis	02:03	0-0	0-0	0-0	0 0 0	0 0 0	0	0	0	0	0	-5
Team					1 1 2	0 0 0	0	0	0	0	0	0
Totals	30:57	9-18	13-25	7 34 41	16 23 82	11 15	5	2	3	11		

Shooting By Period	
1st FG%	14-32 43.8%
3PT%	4-11 36.4%
FT%	2-7 28.6%
2nd FG%	16-25 64.0%
3PT%	5-7 71.4%
FT%	11-18 61.1%
GMFG%	30-57 52.6%
3PT%	9-18 50.0%
FT%	13-25 52.0%

Dead Ball Rebounds: 3, 0

Biggest lead	WSU	UNL
	6 (1st 6:44)	16 (2nd 7:22)
Best Scoring Run	10 (1st 6:44)	8 (2nd 7:22)
Lead Changes	3	4
Times Tied	2	0
Time with Lead	12:10	25:50

Points from Turnovers	WSU	UNL
	17	19

Period by Period Scoring	1st	2nd	TOT
	WSU 37	34	71
UNL 34	48	82	

Technical Fouls: Mack 2nd 0:53

GEORGE MASON 85, NEBRASKA 66



Official Basketball Box Score - Final
George Mason at Nebraska
11/29/19 John Gray Gymnasium, George Town, Grand Cayman
2019-20 Men's Basketball

Game Time: 6:30 PM
Game Duration: 1:50
Attendance: 1,066

Officials: Jeff Anderson, Ron Croover, Matt Porter

George Mason - 85		Record: 7-1										
NO. Name	Min	FG M-A	3P M-A	FT M-A	Rebounds OR DR TOT	Fouls PF FD	TP	AS	TO	ST	Blocks BS BA +/-	
12 AJ Wilson	33:34	4-9	0-0	0-2	7 7 14	2 1 8	2	3	1	5	1	27
13 Josh Oduro	19:22	1-2	0-0	0-0	1 4 5	1 2 2	0	1	0	0	0	-4
10 Jamal Hartwell II	36:24	8-15	5-10	2-2	1 2 3	2 1 23	6	2	0	0	0	21
11 Jordan Miller	26:32	7-11	2-4	4-4	1 7 8	2 3 20	1	4	2	1	1	24
23 Javon Greene	33:36	7-17	2-6	1-2	5 6 4	2 17	3	4	0	0	1	29
0 Goanar Mar	29:07	2-5	1-2	3-4	2 4 6	1 3 8	2	2	0	0	0	8
2 Xavier Johnson	09:12	0-1	0-1	0-0	0 1 1	0 1 0	0	0	0	0	0	-9
1 Justin Keir	09:22	3-4	1-1	0-0	0 3 4	3 2 7	0	0	0	0	0	5
20 Jason Douglas-Stanley	00:57	0-1	0-1	0-0	0 0 0	0 0 0	0	0	0	0	0	-2
21 Jack Tempchin	00:57	0-0	0-0	0-0	0 0 0	0 0 0	0	0	1	0	0	-2
22 Mehki McCray	00:57	0-0	0-0	0-0	0 0 0	0 0 0	0	0	0	0	0	-2
Team					2 1 3	0 0 0	0	0	0	0	0	0
Totals	32:65	11-25	10-14	15 34 49	12 13 85	14 19	7	6	4	19		

Technical Fouls: NONE

Nebraska - 66		Record: 3-3										
NO. Name	Min	FG M-A	3P M-A	FT M-A	Rebounds OR DR TOT	Fouls PF FD	TP	AS	TO	ST	Blocks BS BA +/-	
24 Yvan Ouedraogo	20:34	1-2	0-0	0-0	3 2 5	1 0 2	0	2	2	2	1	-21
3 Cam Mack	30:07	4-9	1-3	0-0	1 1 2	4 0 9	3	4	0	0	1	-21
11 Dachon Burke	30:45	5-12	2-5	2-4	0 2 2	1 2 14	1	4	5	1	2	-14
22 Haanif Cheatham	31:59	5-8	2-4	1-2	0 1 1	0 5 19	0	0	1	0	0	-12
23 Jervay Green	24:29	1-7	0-5	0-0	1 3 4	3 2 7	0	2	1	0	0	-26
1 Kevin Cross	19:21	4-8	3-5	0-0	1 4 5	1 0 11	1	2	0	0	1	-2
25 Matej Kavas	16:03	2-7	1-4	5-6	0 2 2	2 2 10	0	2	0	0	0	1
34 Thorir Thorbjarnarson	19:34	1-3	0-1	0-1	0 4 4	1 1 2	0	1	0	0	0	-4
15 Samari Curtis	07:01	1-4	1-3	0-0	0 0 0	0 0 0	0	0	0	0	0	0
30 Charlie Easley	00:57	0-0	0-0	0-0	0 0 0	0 0 0	0	0	0	0	0	2
Team					1 0 1	0 0 0	0	1	0	0	0	0
Totals	24:61	10-30	8-13	7 19 26	13 12 66	12 15	9	4	6	-19		

Shooting By Period	
1st FG%	9-28 32.1%
3PT%	3-11 27.3%
FT%	7-9 77.8%
2nd FG%	15-33 45.5%
3PT%	7-19 36.8%
FT%	1-5 20%
GMFG%	24-61 39.3%
3PT%	10-30 33.3%
FT%	8-13 61.5%

Dead Ball Rebounds: 1, 1

Biggest lead	GMU	UNL
	21 (2nd 1:23)	2 (1st 10:44)
Best Scoring Run	10 (1st 8:17)	9 (1st 10:44)
Lead Changes	4	3
Times Tied	2	0
Time with Lead	36:01	01:05

Points from Turnovers	GMU	UNL
	11	15

Period by Period Scoring	1st	2nd	TOT
	GMU 37	48	85
UNL 28	38	66	

Technical Fouls: NONE

NEBRASKA 74, SOUTH FLORIDA 67



Official Basketball Box Score - Final
South Fla. at Nebraska
11/27/19 John Gray Gymnasium, George Town, Grand Cayman
2019-20 Men's Basketball

Game Time: 4:00 PM
Game Duration: 1:52
Attendance: 312

Officials: Ron Croover, Pat Adams, Tony Chazza

South Fla. - 67		Record: 3-4										
NO. Name	Min	FG M-A	3P M-A	FT M-A	Rebounds OR DR TOT	Fouls PF FD	TP	AS	TO	ST	Blocks BS BA +/-	
4 Michael Durr	28:29	4-11	0-0	0-0	5 6 11	1 0 8	0	1	0	0	0	-10
00 David Collins	26:18	6-15	2-7	2-2	0 3 3	3 4 16	0	1	1	0	0	-8
2 Ezacuras Dawson	19:36	2-5	1-3	0-0	0 0 0	3 0 3	5	2	1	0	0	4
3 Laquincy Rideau	38:41	7-18	1-5	0-0	1 2 3	4 3 15	5	2	1	0	0	-12
13 Justin Brown	31:51	1-8	1-5	1-2	6 2 8	2 2 4	2	1	1	1	0	-9
1 Xavier Castaneda	28:35	2-6	1-3	2-2	0 5 5	1 1 7	3	0	1	0	0	-2
34 Antun Maricovic	11:31	2-2	0-0	0-0	1 2 3	1 0 4	0	0	0	2	0	3
5 Rashun Williams	11:45	3-4	2-3	0-0	2 2 4	0 0 8	0	2	0	0	0	3
24 Jamir Chaplin	03:14	0-1	0-1	0-0	1 0 1	0 0 0	0	0	0	0	0	-4
Team					1 0 1	0 0 0	0	1	0	0	0	0
Totals	27:70	8-27	5-6	17 22 39	15 10 67	12 9	4	3	1	-7		

Technical Fouls: NONE

Nebraska - 74		Record: 4-3										
NO. Name	Min	FG M-A	3P M-A	FT M-A	Rebounds OR DR TOT	Fouls PF FD	TP	AS	TO	ST	Blocks BS BA +/-	
24 Yvan Ouedraogo	24:03	2-3	0-0	2-2	1 4 5	2 2 6	0	1	0	0	0	19
11 Dachon Burke	30:53	8-11	3-5	2-4	1 3 4	2 2 21	1	1	0	0	1	10
22 Haanif Cheatham	36:50	8-11	1-1	9-11	0 3 3	3 6 26	0	2	0	0	0	12
23 Jervay Green	27:21	1-4	1-3	0-0	0 3 3	1 0 3	0	0	0	0	0	7
25 Matej Kavas	17:00	3-4	0-0	0-0	0 0 0	0 0 0	0	0	0	0	0	1
1 Kevin Cross	15:57	0-5	0-2	0-0	0 1 1	0 1 0	0	1	0	0	0	-12
3 Cam Mack	26:25	2-5	0-0	1-2	1 3 4	1 4 5	7	1	2	0	2	1
34 Thorir Thorbjarnarson	16:59	2-5	0-2	0-0	0 3 3	1 0 4	0	0	0	0	0	1
15 Samari Curtis	04:32	1-1	1-1	0-0	0 1 1							

CREIGHTON 95, NEBRASKA 76

Official Basketball Box Score -- Game Totals -- Final Statistics
Nebraska vs Creighton
12-07-19 1:30 pm at Omaha, Neb. (CHI Health Center Omaha)

Nebraska 76 • 4-5

#	Player	Total		3-Ptr		Rebounds		PF	TP	A	TO	Blk	Stl	Min
		FG	FGA	FG	FGA	Off	Def							
24	Yvan Ouedraogo	1	5	0	0	2	3	1	2	0	1	0	0	12
11	Dachon Burke	4	12	0	2	1	6	7	2	9	2	2	0	29
22	Haanif Cheatham	5	12	0	2	4	5	1	14	1	1	0	0	32
23	Jervay Green	3	8	1	5	2	4	6	1	10	1	2	1	32
34	Thor Thorbjarnarson	4	5	0	0	3	3	2	12	0	1	0	0	24
00	Akol Arop	0	1	0	0	2	4	0	2	0	1	1	0	3
01	Kevin Cross	0	3	0	0	2	1	1	0	0	1	0	0	10
03	Cam Mack	4	9	1	3	2	2	3	12	3	2	1	1	30
25	Matej Kavaz	4	8	3	7	0	0	0	2	11	1	0	0	24
30	Charlie Easley	2	2	0	0	0	0	0	4	1	0	0	0	4
Team						3	0	3						
Totals		27-65	9-27	13-24	8	26	34	13	76	9	12	3	4	200

FG % 1st Half: 8-34 23.5% 2nd half: 19-31 61.3% Game: 27-65 41.5% Deadball Rebounds: 5
3FG % 1st Half: 3-14 21.4% 2nd half: 6-13 46.2% Game: 9-27 33.3%
FT % 1st Half: 3-7 42.9% 2nd half: 10-17 58.8% Game: 13-24 54.2%

Creighton 95 • 7-2

#	Player	Total		3-Ptr		Rebounds		PF	TP	A	TO	Blk	Stl	Min
		FG	FGA	FG	FGA	Off	Def							
13	BISHOP, Christian	5	8	0	0	2	7	9	5	10	0	1	1	16
23	JEFFERSON, Damien	3	7	2	3	0	8	3	8	3	2	0	1	31
05	ALEXANDER, Ty-Shon	6	13	4	9	6	6	3	22	2	2	0	1	34
11	ZEGAROWSKI, Marcus	13	19	4	7	0	9	1	30	6	4	0	0	35
04	BALLOCK, Mitch	4	9	2	2	0	3	3	13	3	1	3	1	36
04	MITCHELL, Shereef	2	3	0	1	1	2	2	3	3	3	0	2	23
10	CANFIELD, Jett	0	1	0	0	0	0	0	2	0	1	0	0	6
20	SCURRY, Jordan	0	1	0	0	1	0	1	0	0	0	0	0	4
12	ZEL, Nic	1	2	0	0	0	0	0	1	2	0	0	0	5
21	WINDHAM, Jalen	1	3	0	1	3	2	1	5	0	1	0	0	10
Team						2	2	3						
Totals		35-66	13-30	12-15	7	36	43	22	95	18	15	4	6	200

FG % 1st Half: 17-33 51.5% 2nd half: 18-33 54.5% Game: 35-66 53.0% Deadball Rebounds: 1
3FG % 1st Half: 8-16 50.0% 2nd half: 5-14 35.7% Game: 13-30 43.3%
FT % 1st Half: 6-8 75.0% 2nd half: 6-7 85.7% Game: 12-15 80.0%

Officials: James Breeding, Jeffrey Anderson, Earl Walton
Technical fouls: Nebraska-None. Creighton-None.
Attendance: 18068
Fouled out: Home #13 with 5:08 left in 2nd half.

Score by periods	1st	2nd	Total
Nebraska	22	54	76
Creighton	48	47	95

Last FG - NEB 2nd-00:22, CU 2nd-01:45.
Largest lead - NEB None, CU by 32 2nd-18:36.
NEB led for 00:00. CU led for 39:24. Game was tied for 00:36.

Score tied - 0 times.
Lead changed - 0 times.

INDIANA 96, NEBRASKA 90 (OT)

Official Basketball Box Score - Final
Nebraska at Indiana
12/14/19 Simon Skjott Assembly Hall, Bloomington
2019-20 Men's Basketball

Game Time: 1:00 AM
Game Duration: 2:15
Attendance: 17,222

Nebraska - 90

NO. Name	Min	FG		3P		FT		Rebounds		Fouls		TP	AS	TO	ST	Blocks	BS	BA	+/-
		M	A	M	A	M	A	OR	DR	OR	DR								
24 Yvan Ouedraogo	F	32:38	4-11	0-0	1-4	5-5	10-4	3-9	1-2	1-0	2-2	1-2	1-0	2-2	1-1	0	0	2	-5
3 Cam Mack	G	44:31	5-14	3-8	2-2	0-3	3-3	3-2	15-10	4-2	2-0	2-5	0	0	2	0	0	0	1-6
11 Dachon Burke	G	40:28	9-16	4-8	3-4	0-1	1-4	3-25	2-2	2-0	1-6	2	2	0	1	0	0	0	1-3
22 Haanif Cheatham	G	41:10	7-15	2-6	5-6	0-6	6-2	3-21	3-0	0-0	0-1	3	0	0	0	0	0	0	1-3
34 Thor Thorbjarnarson	G	41:01	7-12	3-5	0-0	0-1	1-4	1-17	1-1	1-0	1-1	1	0	0	0	0	0	0	1-3
1 Kevin Cross	G	12:22	1-3	0-2	1-2	3-4	7-2	2-2	3-2	0	0	0	0	0	0	0	0	0	0
25 Matej Kavaz	G	10:34	0-3	0-3	0-0	0-0	0-0	2-0	0	0	0	0	0	0	0	0	0	0	0
30 Charlie Easley	G	02:15	0-1	0-0	0-0	0-0	0-0	2-0	0	0	0	0	0	0	0	0	0	0	0
00 Akol Arop	G	00:01	0-0	0-0	0-0	0-0	0-0	0-0	0	0	0	0	0	0	0	0	0	0	0
Team								3-0	3-0	0	0								
Totals		33:75	12-32	12-18	11	20	31	23	14	30	19	9	5	0	6	6	6	6	6

Indiana - 96

NO. Name	Min	FG		3P		FT		Rebounds		Fouls		TP	AS	TO	ST	Blocks	BS	BA	+/-	
		M	A	M	A	M	A	OR	DR	OR	DR									PF
4 Justin Smith	F	40:17	5-9	0-2	6-10	3-7	10-1	5-16	2-2	2-0	1-0	1-0	1-0	1-0	1-0	1-0	1-0	1-0	1-0	13
4 Trayce Jackson-Davis	F	34:55	9-12	0-0	7-11	6-9	15-0	6-25	2-3	1-1	3-0	1-1	3-0	1-1	0-0	0-0	0-0	0-0	0-0	11
50 Joey Brunk	C	17:15	3-4	0-0	2-2	1-4	5-2	1-8	0	4	0	0	0	0	0	0	0	0	0	3
1 Aljami Durham	G	32:17	4-10	2-5	4-4	0-3	3-5	14-3	2-0	0-0	0-5	0	0	0	0	0	0	0	0	5
11 Devonte Green	G	14:31	2-7	1-5	0-0	1-1	1-0	1-1	1-1	2-1	1-0	0-0	1-0	0-0	0-0	0-0	0-0	0-0	0-0	17
2 Armaan Franklin	G	16:43	0-4	0-4	0-0	1-1	1-0	1-0	1-0	2-1	1-0	0-0	0-0	0-0	0-0	0-0	0-0	0-0	0-0	2
10 Rob Phinisee	G	26:29	6-10	2-4	2-2	0-2	2-1	1-16	4-1	1-1	0-0	0-0	0-0	0-0	0-0	0-0	0-0	0-0	0-0	17
23 Darnell Anderson	G	16:10	0-4	0-3	5-6	2-4	6-2	3-5	0-1	1-0	0-0	0-0	0-0	0-0	0-0	0-0	0-0	0-0	0-0	4
25 Raeg Thompson	G	08:31	1-4	0-1	1-2	2-4	1-1	3-0	0	0	1-0	0-0	0-0	0-0	0-0	0-0	0-0	0-0	0-0	6
20 DeRon Davis	G	07:27	1-1	0-0	0-0	0-0	1-1	2-0	0	1-0	0-0	0-0	0-0	0-0	0-0	0-0	0-0	0-0	0-0	5
21 Jerome Hunter	G	10:25	1-3	0-1	0-1	2-1	3-0	1-2	0	0	0-0	0-0	0-0	0-0	0-0	0-0	0-0	0-0	0-0	4
Team								3-1	4-0	0	1-1									
Totals		32:68	5-25	27-38	19	35	54	14	22	96	14	15	5	6	0	8	8	8	8	

Biggest lead	NEB		IND		Points from Turnovers	NEB		IND		Period by Period Scoring		
	1st	2nd	1st	2nd		1st	2nd	1st	2nd	OT1	TOT	
Best Scoring Run	12 (1st 13:30)	6 (1st 16:57)	12	10	42	52	NEB	39	43	8	90	
Lead Changes	12	6	Second Chance	10	26	IND	40	42	14	96		
Times Tied	8	19	Fast Breaks	3	28							
Time with Lead	07:45	33:28	Bench	3	28							

NEBRASKA 70, PURDUE 56

Official Basketball Box Score - Final
Purdue at Nebraska
12/19/19 Pinnacle Bank Arena, Lincoln
Nebraska vs. Purdue

Game Time: 3:01 PM
Game Duration: 1:47
Attendance: 15,654

Purdue - 56

NO. Name	Min	FG		3P		FT		Rebounds		Fouls		TP	AS	TO	ST	Blocks	BS	BA	+/-	
		M	A	M	A	M	A	OR	DR	OR	DR									PF
32 Matt Haarms	F	21:46	1-8	0-1	1-2	4-5	5-0	2-3	2-0	0-4	0-0	-12								
50 Trevon Williams	F	23:06	9-13	0-0	0-2	10-6	16-1	2-18	3-3	2-0	0-0	-12								
2 Eric Hunter Jr.	G	33:54	3-10	1-5	0-0	1-4	4-5	1-7	1-2	2-0	0-1	-16								
3 Jahaud Proctor	G	25:15	2-11	0-4	1-1	0-3	2-1	5-2	0-0	0-0	0-0	-21								
55 Sasha Stefanovic	G	24:31	2-10	2-8	0-0	1-1	0-1	6-2	3-0	1-0	0-10									
1 Aaron Wheeler	G	22:36	1-8	1-7	0-0	1-4	5-1	3-2	0-0	2-0	0-6									
20 Nigel Eastern	G	16:50	2-6	0-0	0-2	6-8	3-1	4-0	1-1	0-0	0-4									
11 Isaiah Thompson	G	24:55	4-11	2-8	0-0	2-4	1-10	0-0	0-0	0-1	1-1									
12 Evan Boudreaux	G	07:07	0-2	0-2	0-0	2-2	0-0	0-0	0-0	0-0	0-2									
Team						1	1	2	0	0										
Totals		24-79	6-35	2-5	19	30	49	15	9	56	12	9	5	7						

NEBRASKA 73, TEXAS A&M-CORPUS CHRISTI 52



Official Basketball Box Score - Final
A&M-Corpus Christi at Nebraska
 12/29/19 Pinnacle Bank Arena, Lincoln
 Nebraska - TAMU-Corpus Christi

Game Time: 1:03 PM
 Game Duration: 1:57
 Attendance: 14,968

Officials: Bill Br, Steve Mckinnis, Steve Horacki

A&M-Corpus Christi - 52 Record: 4-9

NO. Name	Min	FG M-A	3P M-A	FT M-A	Rebounds OR DR TOT	Fouls PF FD	TP	AS	TO	ST	Blocks BS BA	+-
14 Elijah Schmidt	F 20:24	1-4	0-0	1-2	3 4 7	2 2 3	1	2	0	2	0	-15
35 Tony Lewis	F 29:53	3-9	0-2	0-0	2 9 11	0 0 0	6	1	2	1	0	-7
1 Jordan Hairston	G 38:35	7-17	3-5	2-2	4 6 2	2 2 19	1	2	3	0	2	-21
2 Myles Smith	G 14:02	0-2	0-0	0-0	0 4 4	2 0 0	0	0	3	0	0	-8
4 Jashawn Talton	G 25:04	1-6	1-3	0-1	1 4 5	4 4 3	2	5	0	0	0	-17
10 Perry Francois	06:44	0-4	0-0	0-0	2 0 2	4 0 0	0	1	1	0	0	-8
12 Peyton Smith	20:19	0-3	0-3	1-2	0 2 2	3 3 1	2	2	1	0	1	-9
24 Edgars Kaufmanis	13:55	1-4	1-4	0-0	0 1 1	1 0 0	0	3	1	2	1	-13
0 Aristotelis Sotiriou	02:25	0-1	0-0	0-0	0 0 0	0 0 0	0	0	0	0	0	-2
15 Ishaad Hunte	17:36	5-9	0-1	1-6	2 3 5	2 4 1	1	1	2	0	4	2
5 Javae Lampkins	11:03	2-4	2-4	0-0	0 0 0	0 0 0	6	0	0	0	0	-7
Team					2 2 4		0					
Totals		20-63	7-22	5-13	14 33 47	20 15 52	9	21	7	7	4	-21

Shooting By Period

1st FG% 8-32 25.0%
 3PT% 3-14 21.4%
 FT% 2-6 33.3%

2nd FG% 12-31 38.7%
 3PT% 4-8 50.0%
 FT% 3-7 42.9%

GMFG% 26-63 41.7%
 3PT% 7-22 31.8%
 FT% 5-13 38.5%

Dead Ball Rebounds: 3, 0

Nebraska - 73 Record: 6-7

NO. Name	Min	FG M-A	3P M-A	FT M-A	Rebounds OR DR TOT	Fouls PF FD	TP	AS	TO	ST	Blocks BS BA	+-
24 Yvan Ouedraogo	F 25:07	3-5	0-0	5-7	6 8 14	3 4 11	1	2	0	0	0	7
3 Cam Mack	G 31:18	3-9	1-4	3-4	0 3 3	1 3 10	5	2	3	0	0	18
11 Dachon Burke	G 20:30	1-13	0-4	2-4	2 4 6	1 3 4	0	1	2	3	5	-7
22 Haanif Cheatham	G 29:58	4-8	1-1	8-9	0 3 3	5 17	0	2	1	1	9	9
34 Thorir Thorbjarnarson	G 23:38	3-7	2-4	0-0	0 4 4	2 0 6	8	1	4	0	1	3
1 Kevin Cross	15:13	1-4	0-1	0-0	2 4 3	2 2 2	3	1	1	0	0	14
23 Jerry Green	26:22	3-8	0-2	2-3	1 2 3	3 2 8	2	2	2	0	0	16
25 Matej Kavaz	18:25	4-9	2-6	0-1	1 4 5	3 1 10	1	2	1	0	0	17
30 Charlie Easley	07:42	1-3	1-3	0-0	0 0 0	0 0 0	3	0	1	0	0	2
0 Akol Arop	01:47	0-0	0-0	0-0	0 1 1	0 0 0	0	0	1	0	0	2
Team					3 1 4		0					
Totals		23-66	7-25	20-28	15 34 49	15 20 73	13	12	15	4	7	21

Shooting By Period

1st FG% 10-30 33.3%
 3PT% 1-12 8.3%
 FT% 13-19 68.4%

2nd FG% 13-36 36.1%
 3PT% 6-13 46.2%
 FT% 7-9 77.8%

GMFG% 23-66 34.8%
 3PT% 7-25 28.0%
 FT% 20-28 71.4%

Dead Ball Rebounds: 3, 0

Technical Fouls: NONE

ACC	NEB	Points from Turnovers	ACC	NEB	Period by Period Scoring
1st	2nd	TOT	1st	2nd	TOT
1 (1st 17:52)	24 (2nd 5:18)	13 24	21	31	52
7 (1st 1:52)	11 (1st 11:17)	22 32	31	39	73
2	2	17 15	21	23	
3	3	15 15	21	23	
00:17	35:21	21 23	21	23	

Game Notes: Actual Attendance 10,473**

RUTGERS 79, NEBRASKA 62



Official Basketball Box Score - Final
Rutgers at Nebraska
 01/03/20 Pinnacle Bank Arena, Lincoln
 Nebraska vs. Rutgers

Game Time: 7:01 PM
 Game Duration: 1:56
 Attendance: 15,024

Officials: Larry Scrotto, Kelly Pfeifer, Lewis Garrison

Rutgers - 79 Record: 11-3 (2-1)

NO. Name	Min	FG M-A	3P M-A	FT M-A	Rebounds OR DR TOT	Fouls PF FD	TP	AS	TO	ST	Blocks BS BA	+-
1 Akwasi Yeboah	F 22:40	2-7	0-4	0-0	1 3 4	3 1 4	1	0	0	0	0	-2
15 Myles Johnson	G 30:27	9-13	0-0	0-2	9 5 14	2 2 18	0	3	0	2	0	18
22 Caleb McConnell	G 34:07	8-8	2-2	2-2	1 4 5	2 0 20	5	3	1	0	0	15
23 Montez Mathis	G 22:30	1-7	0-2	0-0	0 2 2	3 0 2	2	1	0	0	0	8
24 Ron Harper Jr.	G 29:25	4-10	3-6	0-0	0 10 10	1 1 11	3	0	1	2	0	14
4 Paul Mulcahy	22:47	1-1	0-0	0-2	1 3 4	4 2 2	3	1	0	0	0	9
42 Jacob Young	28:31	6-12	0-1	4-5	3 2 5	0 3 16	2	1	1	0	0	24
13 Shaq Carter	09:33	3-5	0-0	0-1	0 0 0	1 1 6	0	2	0	0	0	-1
Team					1 3 4		0					
Totals		34-63	5-15	6-12	16 32 48	16 10 79	16	13	3	4	2	17

Shooting By Period

1st FG% 17-32 53.1%
 3PT% 3-7 42.9%
 FT% 4-5 80%

2nd FG% 17-31 54.8%
 3PT% 2-8 25.0%
 FT% 2-7 28.6%

GMFG% 34-63 54.0%
 3PT% 5-15 33.3%
 FT% 6-12 50.0%

Dead Ball Rebounds: 3, 0

Nebraska - 62 Record: 6-8 (1-2)

NO. Name	Min	FG M-A	3P M-A	FT M-A	Rebounds OR DR TOT	Fouls PF FD	TP	AS	TO	ST	Blocks BS BA	+-
24 Yvan Ouedraogo	F 21:07	2-5	0-0	0-0	3 1 4	1 0 4	0	1	0	0	0	-7
3 Cam Mack	G 32:33	3-8	2-5	3-5	2 3 5	3 4 11	6	2	1	0	0	-5
11 Dachon Burke	G 25:17	2-9	0-4	1-4	1 4 5	1 5 5	1	2	1	2	1	-13
22 Haanif Cheatham	G 33:33	5-12	2-4	4-6	1 2 3	1 2 16	1	0	1	0	1	-10
34 Thorir Thorbjarnarson	G 28:09	2-5	1-2	0-0	0 4 4	1 0 5	5	1	1	0	0	2
1 Kevin Cross	18:53	2-9	0-4	3-3	2 2 4	1 2 7	0	0	0	0	0	-10
23 Jerry Green	23:53	2-8	2-6	0-0	1 2 3	2 0 6	2	1	2	0	0	-25
25 Matej Kavaz	11:51	1-5	1-5	0-0	0 0 0	1 0 3	0	0	0	0	0	-19
30 Charlie Easley	03:00	1-2	0-1	3-3	0 0 0	0 2 5	0	0	1	0	0	1
0 Akol Arop	01:44	0-0	0-0	0-0	0 0 0	0 0 0	0	0	0	0	0	0
Team					2 1 3		0					
Totals		20-63	8-31	14-21	15 16 31	11 15 62	15	7	7	2	4	-17

Shooting By Period

1st FG% 9-33 27.3%
 3PT% 3-15 20.0%
 FT% 7-11 63.6%

2nd FG% 11-30 36.7%
 3PT% 5-16 31.3%
 FT% 7-10 70%

GMFG% 20-63 31.7%
 3PT% 8-31 25.8%
 FT% 14-21 66.7%

Dead Ball Rebounds: 3, 0

Technical Fouls: Green 2nd 7:55

Biggest lead	RUT	NEB	Points from Turnovers	RUT	NEB	Period by Period Scoring
Best Scoring Run	11 (2nd 18:50)	8 (1st 4:25)	Paint	52	24	RUT 41 38 79
Lead Changes	2	2	Second Chance	12	0	NEB 28 34 62
Times Tied	2	2	Fast Breaks	2	6	
Time with Lead	33:04	05:02	Bench	24	21	

Game Notes: Actual Attendance 12,142**

NEBRASKA 76, IOWA 70



Official Basketball Box Score - Final
Iowa at Nebraska
 01/07/20 Pinnacle Bank Arena, Lincoln, NE
 Nebraska vs. Iowa

Game Time: 8:12 PM
 Game Duration: 1:59
 Attendance: 14,722

Officials: DJ Carstensen, Chris Beaver, Rob Kamenian

Iowa - 70 Record: 10-5 (1-3)

NO. Name	Min	FG M-A	3P M-A	FT M-A	Rebounds OR DR TOT	Fouls PF FD	TP	AS	TO	ST	Blocks BS BA	+-
15 Ryan Kriener	F 28:27	3-7	0-3	0-0	3 4 7	2 1 6	2	1	1	0	0	-7
55 Luka Garza	C 36:01	7-15	0-4	2-3	6 12 18	2 6 16	2	0	1	1	0	0
1 Joe Toussaint	G 34:34	7-18	0-5	0-0	3 3 6	4 2 14	4	4	0	0	0	-15
10 Joe Wieskamp	G 35:33	10-23	1-10	0-0	3 4 7	2 0 21	2	3	4	0	0	-1
30 Connor McCaffery	G 37:17	3-8	3-7	0-2	2 2 4	4 9 4	0	3	0	0	0	0
4 Bakari Evelyn	14:36	0-3	0-3	0-0	0 0 0	3 1 0	2	0	0	0	0	-4
35 Cordell Pemsl	09:11	2-3	0-1	0-0	1 2 3	0 0 4	1	2	0	1	0	2
20 Riley Till	04:18	0-0	0-0	0-0	0 0 0	0 0 0	0	0	1	0	0	-5
Team					3 2 5		0					
Totals		32-77	4-33	2-5	19 29 48	21 14 70	17	11	6	3	1	-6

Shooting By Period

1st FG% 14-36 38.9%
 3PT% 2-19 10.5%
 FT% 1-1 100%

2nd FG% 18-41 43.9%
 3PT% 2-14 14.3%
 FT% 1-4 25%

GMFG% 32-77 41.6%
 3PT% 4-33 12.1%
 FT% 2-5 40.0%

Dead Ball Rebounds: 1, 0

Technical Fouls: Coach 1st 17:23

ACC	NEB	Points from Turnovers	ACC	NEB	Period by Period Scoring
1st	2nd	TOT	1st	2nd	TOT
1 (1st 17:52)	12 (1st 8:03)	16 10	31	39	70
8 (2nd 18:08)	8 (1st 10:59)	17 3	38	38	76
2	2	17 9	21	23	
4	4	15 15	21	23	
00:38	37:41	21 23	21	23	

Game Notes: Actual Attendance 11,814**

NORTHWESTERN 62, NEBRASKA 57



Official Basketball Box Score - Final
Nebraska at Northwestern
 01/11/20 Walsh-Ryan Arena, Evanston
 2019-20 Men's Basketball

Game Time: 12:00 AM
 Game Duration: 1:52
 Attendance: 5,664

Officials: Paul Szal, Kelly Pfeifer, Mike Eades

Nebraska - 57 Record: 7-9 (2-3)

NO. Name	Min	FG M-A	3P M-A	FT M-A	Rebounds OR DR TOT	Fouls PF FD	TP	AS	TO	ST	Blocks BS BA	+-
24 Yvan Ouedraogo	F 18:55	2-5	0-0	0-0	3 5 8	3 0 4	0	0	0	0	0	7
3 Cam Mack	G 40:00	4-13	1-6	2-5	2 8 10	1 4 11	7	3	0	0	0	-5

NO. 21 OHIO STATE 80, NEBRASKA 68



Official Basketball Box Score - Final
Nebraska at Ohio State
 01/16/20 Value City Arena, Columbus
 2019-20 Men's Basketball

Game Time: 5:30 PM
 Game Duration: 1:50
 Attendance: 12,954

Officials: Rob Riley, Terry Gledhill, Donnie Epley

NO. Name	Min	FG M-A	3P M-A	FT M-A	Rebounds		Fouls	TP	AS	TO	ST	Blocks			+/-	
					OR	DR						BS	BA	+		
24 Yvan Ouedraogo	29:40	4-8	0-0	2-3	4	1	5	2	4	1	2	2	0	1	1	0
3 Cam Mack	36:51	5-15	0-4	0-0	1	1	2	4	3	10	6	1	1	2	0	-9
11 Daehon Burke	27:12	4-11	0-2	1-2	2	2	4	1	3	9	2	2	1	0	2	-3
22 Haanif Cheatham	29:22	4-10	1-4	0-0	3	3	1	0	9	1	1	0	0	0	3	-22
34 Thorir Thorbjarnarson	31:54	5-11	5-8	0-0	6	6	2	0	15	3	0	0	0	2	-9	
1 Kevin Cross	10:20	2-4	1-1	0-0	1	1	2	4	1	5	0	1	0	0	1	-12
25 Matej Kavas	07:14	0-1	0-0	0-0	0	0	0	0	1	0	0	0	0	0	0	-6
30 Charlie Easley	09:19	0-0	0-0	0-0	0	0	0	0	1	0	1	0	0	0	0	-4
23 Jervay Green	17:16	4-6	2-3	0-0	1	3	4	0	1	10	0	1	0	0	0	-2
0 Akol Arop	00:52	0-0	0-0	0-0	0	0	0	0	0	0	0	0	0	0	0	3
Team					3	6	0	0	1							
Totals	28:56	9-22	3-5	12	20	32	15	13	68	15	9	2	3	9	-12	

Technical Fouls: NONE

NO. Name	Min	FG M-A	3P M-A	FT M-A	Rebounds		Fouls	TP	AS	TO	ST	Blocks			+/-	
					OR	DR						BS	BA	+		
24 Andrea Wesson	29:49	4-7	3-5	0-0	0	3	3	2	10	11	3	1	0	1	0	15
25 Kyle Young	24:45	5-9	0-0	0-0	1	5	6	2	3	10	3	1	0	2	0	-2
34 Kaleb Wesson	34:44	5-7	1-2	2-3	6	8	14	4	4	13	4	4	0	2	0	13
3 D.J. Carton	37:56	4-12	2-7	3-4	0	3	0	3	13	5	2	0	2	2	13	
13 C.J. Walker	37:28	7-12	2-3	2-2	0	5	5	2	1	18	4	2	0	2	1	10
32 E.J. Liddell	14:17	3-5	1-1	3-6	0	2	2	0	3	10	0	0	1	0	3	
10 Justin Ahrens	13:25	2-3	1-2	0-0	1	1	2	1	5	0	1	0	0	0	-1	
40 Danny Hummer	02:04	0-0	0-0	0-0	0	0	0	0	1	0	0	0	0	0	0	
0 Alonzo Gaffney	05:32	0-0	0-0	0-0	0	0	0	0	0	0	0	0	0	0	0	
Team					1	0	1	0	0							
Totals	30:55	10-22	10-15	8	27	35	13	15	80	17	12	2	9	3	12	

Technical Fouls: NONE

Biggest lead	NEB		OSU		Points from Turnovers	NEB		OSU		Period by Period Scoring
	1st	2nd	1st	2nd		1st	2nd	TOT		
Best Scoring Run	4	(1st 17:29)	25	(2nd 8:25)	17	15	25	43	68	NEB 25 43 68
Lead Changes	1		1		OSU 38 42 80					
Times Tied	0		0							
Time with Lead	02:47		36:12							

INDIANA 82, NEBRASKA 74



Official Basketball Box Score - Final
Indiana at Nebraska
 01/16/20 Rhoads Bark Arena, Lincoln
 Nebraska vs. Indiana

Game Time: 6:08 PM
 Game Duration: 2:12
 Attendance: 15,925

Officials: Terry Wynn, Rib Kuremen, Steve Knack

NO. Name	Min	FG M-A	3P M-A	FT M-A	Rebounds		Fouls	TP	AS	TO	ST	Blocks			+/-	
					OR	DR						BS	BA	+		
3 Justin Smith	32:23	7-12	1-3	0-1	3	4	7	2	1	15	2	1	0	1	0	3
4 Tracey Jackson-Davis	36:10	6-7	0-0	6-8	2	11	13	0	4	18	4	0	0	1	0	12
50 Joey Brunk	28:21	7-8	0-0	2-5	2	3	5	1	4	16	2	2	0	2	0	13
1 Ajamri Durham	20:55	1-6	1-5	4-6	0	0	0	3	7	1	2	0	0	0	-13	
10 Rob Phinisee	23:55	2-7	1-5	0-0	1	1	1	4	2	5	4	4	1	1	0	13
11 Devonte Green	14:10	1-6	1-4	0-0	0	0	4	2	0	3	4	2	0	1	0	-4
25 Race Thompson	07:37	0-2	0-1	0-0	1	2	3	0	0	0	0	0	0	0	0	-11
2 Armaan Franklin	22:43	3-8	2-5	0-0	0	6	6	3	4	8	4	3	1	1	1	18
21 Jerome Hunter	08:05	2-3	2-3	0-0	0	0	0	2	0	6	0	1	0	0	0	5
20 DeRon Davis	05:41	2-2	0-0	0-0	0	3	3	0	4	0	0	0	0	0	0	4
Team					4	2	6	0	1							
Totals	31:61	8-26	12-20	12	36	48	17	18	21	16	2	8	1	8		

Technical Fouls: NONE

NO. Name	Min	FG M-A	3P M-A	FT M-A	Rebounds		Fouls	TP	AS	TO	ST	Blocks			+/-	
					OR	DR						BS	BA	+		
24 Yvan Ouedraogo	22:23	2-4	0-0	0-0	2	3	5	1	1	4	0	1	0	0	1	-5
3 Cam Mack	37:19	5-15	3-8	7-11	0	3	3	3	7	20	9	3	0	1	2	-11
11 Daehon Burke	27:53	5-12	0-4	2-4	1	3	4	1	5	12	0	1	2	0	2	-14
22 Haanif Cheatham	34:13	4-10	2-5	0-1	0	1	1	0	10	3	1	0	0	0	-8	
34 Thorir Thorbjarnarson	37:19	5-9	1-5	2-2	1	8	9	4	1	13	3	2	3	0	-3	
1 Kevin Cross	15:54	1-5	1-3	2-2	0	2	2	5	1	2	0	0	0	0	-4	
30 Charlie Easley	16:08	2-4	2-3	2-2	1	0	1	2	1	8	0	0	3	0	4	
25 Matej Kavas	02:41	0-2	0-1	0-0	0	0	0	0	0	0	0	0	0	0	-5	
23 Jervay Green	06:13	1-2	0-1	0-0	0	0	1	2	0	2	0	1	0	0	0	
Team					3	4	0	0	0							
Totals	25:63	9-30	15-22	8	22	30	18	17	74	16	11	8	1	8		

Technical Fouls: NONE

Biggest lead	IND		NEB		Points from Turnovers	IND		NEB		Period by Period Scoring
	1st	2nd	1st	2nd		1st	2nd	TOT		
Best Scoring Run	19	(2nd 15:02)	9	(1st 12:18)	40	30	46	36	82	IND 46 36 82
Lead Changes	12		15							
Times Tied	4		9							
Time with Lead	27:23		11:21							

WISCONSIN 82, NEBRASKA 68



Official Basketball Box Score - Final
Nebraska at Wisconsin
 01/21/20 Kohl Center, Madison
 2019-20 Men's Basketball

Game Time: 8:01 PM
 Game Duration: 1:51
 Attendance: 16,866

Officials: Chris Beaver, Kelly Pfaffer, Donnie Epley

NO. Name	Min	FG M-A	3P M-A	FT M-A	Rebounds		Fouls	TP	AS	TO	ST	Blocks			+/-	
					OR	DR						BS	BA	+		
24 Yvan Ouedraogo	19:41	0-2	0-0	3-4	0	3	8	1	2	3	2	2	0	0	1	-12
3 Cam Mack	36:42	5-15	2-7	2-3	0	7	7	1	2	14	6	3	0	1	1	-22
11 Daehon Burke	35:43	10-14	0-2	0-0	0	8	8	2	5	20	1	2	1	1	0	-12
22 Haanif Cheatham	20:59	1-5	0-1	0-0	0	0	0	0	2	2	0	0	0	0	0	-22
34 Thorir Thorbjarnarson	32:06	4-8	1-5	3-5	2	1	3	3	12	0	1	0	0	0	-20	
1 Kevin Cross	20:19	6-11	3-5	2-3	0	2	2	3	2	17	1	1	0	0	-2	
30 Charlie Easley	21:58	0-2	0-1	0-0	2	2	2	0	0	1	0	0	0	0	-3	
23 Jervay Green	11:45	0-3	0-1	0-0	0	2	2	1	0	0	0	0	0	0	0	
0 Akol Arop	00:47	0-0	0-0	0-0	1	0	1	0	0	0	0	0	0	1	0	
Team					0	0	0	0	0							
Totals	26:60	6-22	10-15	8	25	33	13	16	68	12	10	6	3	4		

Technical Fouls: NONE

NO. Name	Min	FG M-A	3P M-A	FT M-A	Rebounds		Fouls	TP	AS	TO	ST	Blocks			+/-	
					OR	DR						BS	BA	+		
2 Ateem Ford	21:30	3-7	2-4	0-0	2	2	4	1	1	8	2	0	1	0	0	13
35 Nate Reuvers	18:43	4-8	1-2	2-2	1	3	4	4	3	11	1	1	0	0	0	9
0 D'Mitric Trice	35:55	4-6	3-4	0-0	1	9	10	0	11	7	3	3	0	0	0	24
23 Kobe King	30:18	3-11	0-2	3-4	0	1	0	1	2	9	1	0	0	0	0	25
34 Brad Davison	28:50	5-11	4-9	0-0	0	6	6	4	2	14	1	0	1	0	1	13
5 Tyler Wahl	11:33	2-2	1-1	0-0	2	2	4	3	0	5	3	3	0	0	0	-2
12 Trevor Anderson	13:41	1-2	1-2	0-0	0	0	0	0	2	3	3	0	0			

MICHIGAN 79, NEBRASKA 68



Official Basketball Box Score - Final
Michigan at Nebraska
01/28/20 Prairie Bank Arena, Lincoln
Nebraska vs. Michigan

Game Time: 6:01 PM
Game Duration: 2:06
Attendance: 15,688

Officials: Bo Boroki, Earl Watson, Rob Kueneman

Michigan - 79

Record: 12-8 (3-6)

NO. Name	Min	FG		3P		FT		Rebounds		Fouls		TP	AS	TO	ST	Blocks			+/-	
		M-A	A-M	M-A	A-M	OR	DR	OR	DR	PF	FD					BS	BA	BL		
23 Brandon Johns Jr.	F 36:46	5-6	1-1	5-7	3-4	7-2	4-4	16	1	4	0	1	0	10	1	0	10	0	1	0
15 Jon Teske	C 32:43	4-7	0-0	1-2	2-6	8-3	2-2	9	3	1	2	2	0	6	0	0	6	0	0	6
00 David DeJulius	G 33:50	1-7	0-2	3-5	0-4	4-2	5-5	5	3	1	0	0	1	4	0	0	1	0	0	4
21 Franz Wagner	G 25:24	8-15	1-5	1-1	3-5	8-4	3-3	18	1	6	3	1	0	0	0	0	0	0	0	0
55 Eli Brooks	G 39:31	6-12	4-10	4-6	1-8	9-3	3-5	20	4	2	2	1	0	0	1	0	0	0	0	15
5 Adrian Nunez	16:41	1-6	0-0	0-0	0-0	0-0	0-0	3	1	1	1	0	0	0	0	0	0	0	0	11
11 Colin Castleton	03:46	2-2	0-0	1-1	0-0	0-0	2-5	0	0	0	0	0	0	1	0	0	0	0	0	-1
24 CJ Baird	07:48	0-0	0-0	0-0	0-1	1-0	0-0	0	0	0	0	0	0	0	0	0	0	0	0	4
51 Austin Davis	03:31	1-1	0-0	1-2	1-1	2-0	1-3	0	0	1	3	0	0	0	0	0	0	0	0	6
Team				0	2	2	0	0	2	0	0	0	0	2	0	0	0	0	0	0
Totals		28-56	7-24	16-24	10-31	41	16	22	79	13	17	9	6	1	11					

Technical Fouls: Wagner 2nd 2:40

Nebraska - 68

Record: 7-14 (2-8)

NO. Name	Min	FG		3P		FT		Rebounds		Fouls		TP	AS	TO	ST	Blocks			+/-	
		M-A	A-M	M-A	A-M	OR	DR	OR	DR	PF	FD					BS	BA	BL		
24 Yvan Ouedraogo	F 17:04	0-4	0-0	0-0	0-1	1-2	0-0	0	0	0	1	0	0	1	0	0	0	0	0	-9
3 Cam Mack	G 38:26	7-14	5-7	0-2	3-4	7-3	3-3	19	9	3	1	0	0	0	0	0	0	0	0	-8
11 Dachon Burke	G 27:04	3-12	0-4	1-2	0-1	1-3	2-7	2	2	0	0	1	2	0	0	0	0	0	0	-6
22 Haanif Cheatham	G 33:04	7-11	0-1	3-4	0-2	2-2	1-7	0	1	0	0	0	0	0	0	0	0	0	0	-7
34 Thorir Thorbjarnarson	G 37:17	3-6	1-3	1-2	1-7	1-8	1-3	8	3	2	1	0	1	0	0	0	0	0	0	-6
30 Charlie Easley	14:24	0-0	0-0	0-0	0-0	0-0	1-1	2	0	0	0	0	0	0	0	0	0	0	0	-5
1 Kevin Cross	20:57	6-11	3-5	2-2	0-4	4-4	1-7	2	3	0	0	0	0	2	3	0	0	0	0	3
23 Jervay Green	10:05	0-1	0-1	0-0	0-1	1-3	0-0	0	0	0	0	0	0	0	0	0	0	0	0	-13
0 Akol Arop	01:39	0-0	0-0	0-0	0-0	0-0	1-0	0	0	0	0	0	0	0	0	0	0	0	0	-4
Team				0	2	2	0	0	1	1	0	0	0	1	0	0	0	0	0	0
Totals		26-59	9-21	7-12	4-23	27	22	15	68	14	5	1	6	1	11					

Technical Fouls: NONE

	MIC		NEB		Points from Turnovers	MIC	NEB	Period by Period Scoring			
	1st	2nd	1st	2nd				TOT	1st	2nd	TOT
Biggest lead	15	(2 nd 5:47)	5	(1 st 18:04)	16	14					
Best Scoring Run	11	(2 nd 6:34)	6	(2 nd 13:49)	38	28					
Lead Changes	7		6		10	4					
Times Tied	6		9	5							
Time with Lead	27:58		07:39								

Game Notes: Actual Attendance 11,891

NO. 24 PENN STATE 76, NEBRASKA 64



Official Basketball Box Score - Final
Penn St. at Nebraska
02/01/20 Prairie Bank Arena, Lincoln
Nebraska vs. Penn State

Game Time: 6:03 PM
Game Duration: 2:02
Attendance: 15,501

Officials: Paul Szot, Lewis Garrison, Edwin Young

Penn St. - 76

Record: 16-5 (6-4)

NO. Name	Min	FG		3P		FT		Rebounds		Fouls		TP	AS	TO	ST	Blocks			+/-	
		M-A	A-M	M-A	A-M	OR	DR	OR	DR	PF	FD					BS	BA	BL		
1 Seth Lundy	F 17:38	2-5	1-3	0-2	0-2	2-2	2-2	5	0	1	0	0	0	0	1	0	0	0	1	
11 Lamar Stevens	F 28:39	6-11	1-2	0-0	0-5	2-1	1-3	2	3	0	0	2	0	2	0	0	0	0	0	16
21 John Harrar	F 18:11	2-3	0-0	2-4	1-2	3-6	0-0	1	2	0	0	0	1	2	0	0	0	0	0	4
0 Myreon Jones	G 28:20	5-12	2-7	1-2	0-2	2-2	1-1	13	6	1	0	0	0	0	0	0	0	0	0	12
5 Jamari Wheeler	G 24:42	2-2	2-2	0-0	2-3	5-3	1-6	3	1	6	3	1	2	0	0	0	0	0	0	9
12 Izalah Brockington	20:04	3-8	0-0	2-4	2-1	3-3	2-3	8	0	2	0	0	0	1	0	0	0	0	0	1
24 Mike Watkins	20:54	5-12	0-0	1-2	5-12	7-4	1-1	14	2	2	0	0	2	2	0	0	0	0	0	12
2 Miles Droad	20:49	5-11	4-10	0-0	2-2	4-4	1-1	14	1	1	14	1	1	0	0	0	0	0	0	17
4 Curtis Jones	16:33	0-3	0-2	0-0	1-5	6-2	0-0	2	2	0	0	0	0	0	0	0	0	0	0	3
10 Kyle McCloskey	01:37	0-0	0-0	0-0	0-0	0-0	0-0	0	0	0	0	0	0	0	0	0	0	0	0	-5
15 Trent Buttrick	01:37	0-0	0-0	0-0	0-0	0-0	0-0	0	0	0	0	0	0	0	0	0	0	0	0	-5
20 Taylor Nussbaum	00:56	0-0	0-0	0-0	0-0	0-0	0-0	0	0	0	0	0	0	0	0	0	0	0	0	-4
Team				1	1	2	0	0	1	1	2	0	0	1	0	0	0	0	0	0
Totals		30-67	10-26	6-14	14-35	49	17	16	76	16	16	5	4	1	12					

Technical Fouls: Bench 1st 1:23

Nebraska - 64

Record: 7-15 (2-9)

NO. Name	Min	FG		3P		FT		Rebounds		Fouls		TP	AS	TO	ST	Blocks			+/-	
		M-A	A-M	M-A	A-M	OR	DR	OR	DR	PF	FD					BS	BA	BL		
24 Yvan Ouedraogo	F 20:01	2-3	0-0	2-4	1-5	6-2	2-6	0	0	1	0	0	0	1	0	0	0	0	0	-6
11 Dachon Burke	G 27:02	5-15	1-3	0-0	2-1	3-4	4-11	1	2	2	0	2	0	2	0	0	0	0	0	-9
22 Haanif Cheatham	G 35:15	5-10	2-3	3-6	1-7	8-0	4-15	2	3	0	0	0	0	0	0	0	0	0	0	-10
30 Charlie Easley	G 19:24	0-3	0-2	1-3	0-0	0-0	2-2	1	1	1	2	0	0	0	0	0	0	0	0	0
34 Thorir Thorbjarnarson	G 29:17	4-7	2-3	2-3	1-4	5-1	2-12	1	1	0	0	0	0	0	0	0	0	0	0	-26
3 Cam Mack	21:50	0-6	0-2	0-0	1-0	1-3	0-0	3	0	0	0	0	0	0	0	0	0	0	0	-15
23 Jervay Green	16:08	1-4	0-2	0-1	1-3	4-1	1-2	2	0	0	0	0	0	0	0	0	0	0	0	-9
1 Kevin Cross	19:59	2-8	1-3	0-1	2-3	5-2	1-5	0	0	0	0	0	0	1	1	0	0	0	0	0
25 Matej Kavaz	07:57	3-4	2-3	0-0	2-2	2-2	0-0	8	2	0	0	0	0	0	0	0	0	0	0	10
0 Akol Arop	03:07	2-2	0-0	0-1	0-2	2-0	1-4	1	0	1	0	0	0	0	0	0	0	0	0	0
Team				1	1	2	0	0	1	1	2	0	0	1	0	0	0	0	0	0
Totals		24-62	8-21	8-19	10-28	38	16	17	64	12	13	8	1	4	1	4	12			

Technical Fouls: NONE

	PEN		NEB		Points from Turnovers	PEN	NEB	Period by Period Scoring			
	1st	2nd	1st	2nd				TOT	1st	2nd	TOT
Biggest lead	24	(2 nd 9:17)	7	(1 st 17:23)	15	15					
Best Scoring Run	9	(1 st 8:30)	7	(2 nd 5:39)	28	30					
Lead Changes	3		10	9							
Times Tied	1		2	10							
Time with Lead	32:15		06:24								

NO. 17 IOWA 96, NEBRASKA 72



Official Basketball Box Score - Final
Nebraska at Iowa
02/08/20 Carver-Hawkeye Arena, Iowa City
2019-20 Men's Basketball

Game Time: 5:07 PM
Game Duration: 1:50
Attendance: 15,056

Officials:

Nebraska - 72

Record: 7-16 (2-10)

WISCONSIN 81, NEBRASKA 64



Official Basketball Box Score - Final
Wisconsin at Nebraska
02/15/20 Pinnacle Bank Arena, Lincoln
Nebraska vs. Wisconsin

Game Time: 1:16 PM
Game Duration: 1:54
Attendance: 15,864

Officials: Terry Wynner, Steve Mulkern, Donnie Ely

Wisconsin - 81

Record: 15-10 (8-6)

NO. Name	Min	FG	3P	FT	Rebounds	Fouls	TP	AS	TO	ST	Blocks	+		
		M/A	M/A	M/A	OR DR TOT	PF					BS BA	/-		
2 Aleem Ford	F 27:07	1-5	1-3	0-0	1 9 10	3 3	3	2	1	1	0	0	12	
35 Nate Reuvers	F 16:11	6-10	1-1	0-0	0 3 3	4	1	13	1	1	0	2	0	11
00 D'Metri Trice	G 35:47	5-10	5-6	0-0	0 3 3	2	2	15	5	0	0	0	0	23
1 Brevin Pritzl	G 38:28	1-8	0-6	1-1	2 3 5	2	1	3	0	1	1	0	0	13
4 Brad Davison	G 34:27	11-17	8-11	0-0	1 4 5	2	1	30	4	1	0	0	0	15
5 Tyler Wahl	16:35	1-2	0-1	0-0	0 2 2	1	0	2	4	1	0	0	0	6
12 Trevor Anderson	11:54	0-3	0-2	0-0	1 2 3	0	0	0	2	2	0	0	1	0
11 Micah Potter	19:25	6-8	0-1	3-3	1 6 7	0	0	4	15	1	4	0	1	5
3 Walt McGrooy	00:42	0-0	0-0	0-0	0 0 0	0	0	0	0	0	1	0	0	0
4 Carter Higginbottom	00:42	0-0	0-0	0-0	0 0 0	0	0	0	0	0	0	0	0	0
20 Samad Gawi	00:42	0-0	0-0	0-0	0 0 0	0	0	0	0	0	0	0	0	0
Team					0 1 1									
Totals		31-63	15-31	4-5	6 33 39	14	12	81	19	11	3	4	2	17

Shooting By Period

1st FG% 15-33 45.5%

3PT% 6-18 33.3%

FT% 3-4 75%

2nd FG% 16-30 53.3%

3PT% 9-13 69.2%

FT% 1-1 100%

GM FG% 31-63 49.2%

3PT% 15-31 48.4%

FT% 4-5 80.0%

Dead Ball Rebounds: 0.0

Nebraska - 64

Record: 7-18 (2-12)

NO. Name	Min	FG	3P	FT	Rebounds	Fouls	TP	AS	TO	ST	Blocks	+		
		M/A	M/A	M/A	OR DR TOT	PF					BS BA	/-		
1 Kevin Cross	F 16:15	1-6	1-5	1-2	0 1 1	4	1	4	0	0	0	0	-16	
3 Cam Mack	G 36:11	3-13	1-5	1-2	1 8 9	0	3	8	8	0	1	0	2	-12
22 Haanif Cheatham	G 34:47	7-12	1-2	2-2	1 2 3	0	2	17	2	1	0	0	0	-25
23 Jervey Green	G 24:46	3-6	1-2	0-0	0 4 4	0	1	7	0	2	1	0	0	-19
34 Thorir Thorbjarnarson	G 28:49	3-9	2-6	0-0	0 3 3	2	0	8	3	2	0	0	0	-8
11 Dachon Burke	21:21	4-9	2-4	0-0	0 2 2	2	2	10	0	2	0	0	1	0
24 Yan Ouedraogo	19:00	3-6	0-0	2-6	4 6 10	0	4	8	1	2	0	0	1	0
25 Matěj Kavas	01:13	0-0	0-0	0-0	0 0 0	0	0	0	0	0	0	0	0	-3
30 Charlie Easley	12:11	1-4	0-1	0-0	1 0 1	2	0	2	1	0	2	1	1	-1
0 Akol Arop	05:27	0-0	0-0	0-0	1 0 1	2	0	0	0	0	1	0	0	-2
Team					2 1 3									
Totals		25-65	8-25	6-12	10 27 37	12	14	64	15	10	7	2	4	-17

Shooting By Period

1st FG% 15-34 44.1%

3PT% 5-15 33.3%

FT% 3-5 60%

2nd FG% 10-31 32.3%

3PT% 3-10 30.0%

FT% 3-7 42.9%

GM FG% 25-65 38.5%

3PT% 9-25 36.0%

FT% 6-12 50.0%

Dead Ball Rebounds: 3.0

WS	NEB
Biggest lead	18 (2nd 5:16) 7 (1st 6:51)
Best Scoring Run	16 (2nd 12:34) 6 (1st 9:30)
Lead Changes	13
Times Tied	10
Time with Lead	21:14 13:21

Points from Turnovers	WS	NEB
1st	39	42
2nd	42	81
TOT	81	123

MICHIGAN STATE 86, NEBRASKA 65



Official Basketball Box Score - Final
Michigan St. at Nebraska
02/20/20 Pinnacle Bank Arena, Lincoln
Nebraska vs. Michigan State

Game Time: 7:31 PM
Game Duration: 1:59
Attendance: 15,838

Officials: Terry Ogleby, Rob Eley, Eric Curry

Michigan St. - 86

Record: 19-9 (10-6)

NO. Name	Min	FG	3P	FT	Rebounds	Fouls	TP	AS	TO	ST	Blocks	+		
		M/A	M/A	M/A	OR DR TOT	PF					BS BA	/-		
11 Aaron Henry	F 37:05	5-10	1-4	2-4	1 8 9	0	3	13	5	3	1	0	1	20
23 Xavier Tillman	F 27:07	5-6	0-1	0-0	4 7 11	3	0	10	2	2	1	0	0	5
25 Malik Hill	F 11:27	0-1	0-0	0-2	3 2 5	1	3	0	1	0	0	0	0	5
5 Cassius Winston	G 30:17	7-11	3-4	6-6	0 0 0	2	4	23	6	5	0	0	2	19
10 Jack Holberg	G 05:04	2-3	0-1	0-0	1 0 1	1	0	4	2	0	0	0	0	4
2 Rocket Watts	19:44	1-8	0-3	1-2	0 2 2	0	1	3	4	4	2	0	1	3
3 Foster Loyer	06:14	0-1	0-0	0-0	0 0 0	0	1	0	1	0	1	0	0	0
0 Kyle Ahrens	21:49	5-9	4-6	0-0	1 6 7	2	2	14	0	2	0	0	1	11
15 Thomas Kithier	08:46	1-1	0-0	0-0	3 1 4	2	2	2	0	0	0	0	0	15
44 Gabe Brown	22:46	6-9	5-8	0-0	0 4 4	0	0	17	0	0	0	0	0	22
20 Marcus Bingham Jr.	03:30	0-2	0-0	0-0	1 1 1	1	0	0	0	0	0	0	0	2
41 Conner George	02:58	0-1	0-0	0-0	1 1 1	1	0	0	0	0	0	0	0	1
34 Julius Marble	02:07	0-0	0-0	0-0	0 0 0	0	1	0	0	0	1	0	0	-1
13 Steven Lazo	01:06	0-0	0-0	0-0	0 0 0	0	0	0	0	0	1	0	0	-1
Team					3 1 4									
Totals		32-62	13-27	9-14	16 35 51	15	14	86	20	22	5	2	6	21

Shooting By Period

1st FG% 15-34 44.1%

3PT% 5-14 35.7%

FT% 3-3 100%

2nd FG% 17-28 60.7%

3PT% 4-9 44.4%

FT% 9-10 90%

GM FG% 32-62 51.6%

3PT% 13-27 48.1%

FT% 9-14 64.3%

Dead Ball Rebounds: 2.0

Nebraska - 65

Record: 7-19 (2-13)

NO. Name	Min	FG	3P	FT	Rebounds	Fouls	TP	AS	TO	ST	Blocks	+		
		M/A	M/A	M/A	OR DR TOT	PF					BS BA	/-		
24 Yan Ouedraogo	F 20:46	4-6	0-0	2-3	6 1 7	2	4	10	0	2	0	2	2	-2
3 Cam Mack	G 29:47	1-8	0-2	0-0	0 6 6	2	0	2	6	0	3	1	0	-11
22 Haanif Cheatham	G 30:57	4-9	1-4	5-6	0 1 1	1	0	3	4	2	5	2	0	-16
23 Jervey Green	G 18:37	3-8	2-6	0-0	1 1 1	5	0	8	1	2	0	0	0	-13
34 Thorir Thorbjarnarson	G 39:01	2-11	0-5	1-1	4 4 5	1	1	5	1	1	1	1	0	-19
11 Dachon Burke	24:44	7-15	4-8	3-4	0 0 0	3	5	21	2	1	0	0	0	-12
0 Akol Arop	05:40	0-0	0-0	0-0	0 0 0	0	1	0	0	0	0	1	0	-9
30 Charlie Easley	13:56	1-3	0-2	0-0	0 1 1	0	0	2	1	1	1	0	0	-12
1 Kevin Cross	16:32	1-6	1-5	0-0	0 3 3	1	1	3	1	1	0	0	0	-11
Team					2 0 2									
Totals		23-66	8-32	11-16	9 17 26	15	15	65	15	11	6	2	-21	

Shooting By Period

1st FG% 14-34 41.2%

3PT% 5-14 35.7%

FT% 3-3 100%

2nd FG% 9-32 28.1%

3PT% 3-8 37.5%

FT% 8-13 61.5%

GM FG% 23-66 34.4%

3PT% 8-32 25.0%

FT% 11-16 68.8%

Dead Ball Rebounds: 4.0

MICH	NEB
Biggest lead	24 (2nd 1:27) 8 (1st 11:47)
Best Scoring Run	11 (1st 9:37) 9 (1st 14:03)
Lead Changes	12
Times Tied	2
Time with Lead	32:17 06:01

Points from Turnovers	MICH	NEB
1st	30	36
2nd	39	47
TOT	69	83

ILLINOIS 71, NEBRASKA 59



Official Basketball Box Score - Final
Nebraska at Illinois
02/24/20 State Farm Center, Champaign, IL
2019-20 Men's Basketball

Game Time: 7:00 PM
Game Duration: 1:57
Attendance: 15,354

Officials: Bo Boraski, Paul Szasz, John Higgins

Nebraska - 59

Record: 7-20 (2-14)

NO. Name	Min	FG	3P	FT	Rebounds	Fouls	TP	AS	TO	ST	Blocks	+		
		M/A	M/A	M/A	OR DR TOT	PF					BS BA	/-		
24 Yan Ouedraogo	F 26:56	5-9	0-0	1-2	2 8 10	3	1	11	0	1	2	0	0	-4
11 Dachon Burke	G 33:51	6-14	0-2	1-1	0 1 1	2	3	13	1	1	1	1	1	-4
22 Haanif Cheatham	G 34:50	4-13	2-5	4-6	0 7 7	1	4	14	2	3	1	0	0	-9
23 Jervey Green	G 31:59	2-6	0-1	0-0	1 5 6	2	1	4	2	2	0	0	0	-12
34 Thorir Thorbjarnarson	G 36:59	4-9	3-6	0-0	1 6 7	3	0	11	2	0	0	0	0	-18
1 Kevin Cross	13:04	2-5	0-1	0-0	0 1 1	2	0	4	1	1	0	1	1	-8
30 Charlie Easley	19:20	1-1	0-0	0-0	1 1 2	1	0	2	0	2	1	0	0	-11
0 Akol Arop	03:01	0-0	0-0	0-0	0 0 0	0	0	0	0	0	0	0	0	6
Team					1 0 1									
Totals		24-57	5-15	6-9	6 29 35	14	9	59	8	13	7	2	-12	

Shooting By Period

1st FG% 13-31 41.9%

3PT% 2-7 28.6%

FT% 3-3 100%

2nd FG% 11-26 42.3%

3PT% 3-8 37.5%

FT% 3-6 50%

GM FG% 24-57 42.1%

3PT% 5-15 33.3%

FT% 6-9 66.7%

Dead Ball Rebounds: 1.0

Illinois - 71

Record: 18-9 (10-6)

NO. Name	Min	FG	3P	FT	Rebounds	Fouls	TP	AS	TO	ST	Blocks	+		
		M/A	M/A	M/A	OR DR TOT	PF					BS BA	/-		
21 Kofi Cockburn	C 27:38	5-9	0-0	5-7	2 8 10	1	4	15	0	0	0	0	0	21
1 Trent Frazier	G 36:36	4-12	3-8	0-0	0 7 7	2	2	11	3	1	0	0	0	18
10 Andres Feliz	G 31:17	4-10	1-1	2-3	0 3 3	2	2	11	3	2	1	0	1	13
11 Ayo Dosunmu	G 32:01	9-16	0-3	0-2	0 2 2	4	2	18	2	3	2	0	0	4
20 DaMonte Williams	G 28:14													

NORTHWESTERN 81, NEBRASKA 76 (OT)



Official Basketball Box Score - Final
Northwestern at Nebraska
 03/01/20 Pinnacle Bank Arena, Lincoln
 Nebraska vs. Northwestern

Game Time: 3:15 PM
 Game Duration: 2:16
 Attendance: 15,842

Officials: Larry Scritto, Courtney Green, Chris Beaver

Northwestern - 81

Record: 7-21 (2-16)

NO. Name	Min	FG			FT			Rebounds		Fouls		TP	AS	TO	ST	Blocks			+/-
		M-A	3P-A	M-A	OR	DR	OR	DR	PF	FD	BS					BA	BB		
10 Miller Kopp	F 39:48	8-14	3-7	2-2	1 2	3 3	2 21	0	2	2	2	0	0	0	0	0	0	0	5
31 Robbie Beran	F 11:27	2-5	0-1	0-0	0 4	4 2	0 4	0	1	0	1	0	0	0	0	0	0	0	0
15 Ryan Young	C 28:45	3-5	0-0	4-4	3 2	5 1	4 10	1	7	1	1	1	1	1	1	1	1	-4	
0 Boo Bule	G 35:32	6-14	0-3	3-4	0 3	3 3	4 15	7	3	4	0	2	2	11					
12 Pat Spencer	G 32:12	5-13	0-2	2-2	2 4	6 5	1 12	3	5	1	0	1	1	4					
4 Jared Jones	14:41	2-5	0-0	1-2	1 4	5 1	2 5	0	0	0	0	0	0	1	1	1	1	4	
21 A.J. Turner	26:53	3-5	1-1	1-4	0 2	2 0	3 8	1	0	2	0	0	0	0	0	0	0	-6	
22 Piate Nance	33:33	2-6	0-3	2-2	2 12	14 4	1 6	1	2	1	5	0	0	5					
2 Ryan Greer	02:09	0-0	0-0	0-0	0 0	0 2	0 0	0	0	0	0	0	0	0	0	0	0	-1	
Team					0 3	3 3	0 0	0	0	0	0	0	0	0	0	0	0	0	
Totals		31-67	4-17	15-20	9 36	45 21	17 81	13	20	11	8	4	5						

Technical Fouls: NONE

Shooting By Period	
1st FG%	14-34 41.2%
3PT%	3-12 25.0%
FT%	6-7 85.7%
2nd FG%	12-27 44.4%
3PT%	0-3 0.0%
FT%	6-9 66.7%
OT FG%	5-6 83.3%
3PT%	1-2 50.0%
FT%	3-4 75%
GM FG%	31-67 46.3%
3PT%	4-17 23.5%
FT%	15-20 75.0%

Dead Ball Rebounds: 2, 0

NO. 25 MICHIGAN 82, NEBRASKA 58



Official Basketball Box Score - Final
Nebraska at Michigan
 03/05/20 Crisler Center, Ann Arbor
 2019-20 Men's Basketball

Game Time: 6:30 PM
 Game Duration: 1:50
 Attendance: 12,707

Officials: Bo Boroski, Brian Dorsey, Earl Walton

Nebraska - 58

Record: 7-23 (2-17)

NO. Name	Min	FG			FT			Rebounds		Fouls		TP	AS	TO	ST	Blocks			+/-
		M-A	3P-A	M-A	OR	DR	OR	DR	PF	FD	BS					BA	BB		
24 Yvan Ouedraogo	F 24:31	0-2	0-0	1-2	1 5	6 2	2 1	0	3	0	0	0	0	15					
11 Dachon Burke	G 30:21	6-17	2-4	2-2	1 0	1 3	2 16	1	2	3	0	2	21						
22 Haanif Cheatham	G 35:34	6-14	1-3	6-8	1 4	5 2	6 19	2	2	3	0	2	31						
30 Charlie Easley	G 16:20	1-1	0-0	0-0	0 1	1 3	0 2	0	2	0	0	0	0	22					
34 Thorir Thorbjarnarson	G 34:23	4-8	1-3	0-0	1 6	7 3	1 9	1	7	2	0	0	19						
20 Jervey Green	18:44	1-7	0-2	0-0	0 6	6 1	0 2	4	4	0	0	0	0	2					
0 Akol Arop	20:09	2-5	0-0	1-1	3 3	6 3	1 5	0	1	0	0	1	3						
1 Kevin Cross	19:58	1-4	0-1	2-2	1 4	5 1	4 0	1	0	2	1	1	17						
Team					1 2	3 3	0 0	0	0	0	0	0	0	0	0	0	0	0	
Totals		21-58	4-13	12-15	9 31	40 17	13 58	8	22	8	2	6	24						

Technical Fouls: NONE

Shooting By Period	
1st FG%	10-27 37.0%
3PT%	3-6 50.0%
FT%	5-6 83.3%
2nd FG%	11-31 35.5%
3PT%	1-7 14.3%
FT%	7-9 77.8%
GM FG%	21-58 36.2%
3PT%	4-13 30.8%
FT%	12-15 80.0%

Dead Ball Rebounds: 1, 1

Michigan - 82

Record: 19-11 (10-9)

NO. Name	Min	FG			FT			Rebounds		Fouls		TP	AS	TO	ST	Blocks			+/-
		M-A	3P-A	M-A	OR	DR	OR	DR	PF	FD	BS					BA	BB		
2 Isaiah Livers	F 32:06	7-18	3-8	1-1	3 7	10 2	18 1	1	1	1	1	0	28						
15 Jon Teske	C 27:41	5-11	0-2	2-3	1 4	5 1	2 12	1	1	2	2	0	27						
3 Xavier Simpson	G 32:24	4-11	2-5	1-2	0 2	2 3	5 11	10	5	3	0	1	27						
21 Franz Wagner	G 23:38	4-8	0-4	3-3	0 5	5 2	3 11	1	1	2	1	0	18						
55 Eli Brooks	G 25:57	3-5	2-3	0-0	1 1	1 0	1 8	1	0	1	0	0	23						
0 David DeJulius	18:59	0-3	0-1	1-2	1 2	2 1	1 1	1	0	0	0	0	0	0					
51 Austin Davis	09:52	3-5	0-0	1-2	2 4	4 1	1 7	0	1	0	0	1	4						
23 Brandon Johns Jr.	20:17	4-7	1-4	1-1	4 5	5 2	10 1	0	1	0	1	0	0	0					
5 Adrien Dunez	02:46	1-1	0-0	0-0	1 1	1 0	2 0	0	0	1	0	0	3						
11 Colin Castleton	02:27	0-0	0-0	0-0	0 1	1 0	0 0	0	0	1	0	0	1						
22 Cole Bajema	02:04	1-1	0-0	0-0	0 0	0 0	0 2	0	0	0	0	0	0	-2					
44 Jaron Faulds	01:13	0-0	0-0	0-0	0 0	0 0	0 0	0	0	1	0	0	0	-1					
32 Luke Wilson	00:36	0-0	0-0	0-0	0 0	0 0	0 0	0	0	0	0	0	0	0					
Team					0 2	2 2	0 0	0	0	0	0	0	0	0	0	0	0	0	
Totals		32-70	8-27	10-14	8 30	38 13	17 82	16	11	10	6	2	24						

Technical Fouls: NONE

Biggest lead	Neb		Mich		Points from Turnovers	Neb	Mich	Period by Period Scoring
	1st	2nd	1st	2nd				
Best Scoring Run	9 (1st 11:10)	6 (2nd 14:23)	20	16	37	30	14	81
Lead Changes	11 (1st 11:10)	6 (1st 17:06)	38	32	Neb	34	33	9
Times Tied	8	14	19	8				
Time with Lead	27:33	11:36	19	8				

MINNESOTA 107, NEBRASKA 75



Official Basketball Box Score - Final
Nebraska at Minnesota
 03/08/20 Williams Arena, Minneapolis
 2019-20 Men's Basketball

Game Time: 12:00 PM
 Game Duration: 1:49
 Attendance: 9,984

Officials: Paul Szal, Rob Riley, Brian O'Connell

Nebraska - 75

Record: 7-24 (2-18)

NO. Name	Min	FG			FT			Rebounds		Fouls		TP	AS	TO	ST	Blocks			+/-
		M-A	3P-A	M-A	OR	DR	OR	DR	PF	FD	BS					BA	BB		
24 Yvan Ouedraogo	F 21:01	2-4	0-0	4-6	2 2	4 1	3 8	0	1	0	0	0	14						
22 Haanif Cheatham	G 38:29	8-22	1-4	0-0	2 3	5 0	2 17	4	3	3	0	1	-34						
23 Jervey Green	G 33:33	6-15	0-4	3-4	1 4	5 0	3 15	3	4	1	0	0	-28						
30 Charlie Easley	G 33:14	2-6	0-1	2-2	3 3	6 2	3 6	1	1	0	0	2	-29						
34 Thorir Thorbjarnarson	G 32:50	4-10	1-5	5-5	0 2	2 2	4 14	1	0	0	0	1	-29						
1 Kevin Cross	20:23	4-15	2-7	0-0	2 1	3 4	0 10	3	2	0	0	2	-20						
0 Akol Arop	20:30	2-2	1-1	0-0	1 1	2 3	1 5	0	0	1	0	0	-6						
Team					3 5	8 0	0 0	0	0	0	0	0	0	0	0	0	0	0	
Totals		28-74	5-22	14-17	14 21	35 12	16 75	12	11	5	0	7	-32						

Technical Fouls: NONE

Shooting By Period	
1st FG%	16-42 38.1%
3PT%	2-11 18.2%
FT%	3-4 75%
2nd FG%	12-32 37.5%
3PT%	3-11 27.3%
FT%	11-13 84.6%
GM FG%	28-74 37.8%
3PT%	5-22 22.7%
FT%	14-17 82.4%

Dead Ball Rebounds: 2, 0

Minnesota - 107

Record: 14-16 (8-12)

NO. Name	Min	FG			FT			Rebounds		Fouls		TP	AS	TO	ST	Blocks			+/-
		M-A	3P-A	M-A	OR	DR	OR	DR	PF	FD	BS					BA	BB		
30 Alphan Damin	F 22:10	8-12	0-1	3-3	3 7	10 1	2 19	2	1	1	0	0	17						
42 Michael Hurt	F 20:07	2-4	1-2	0-0	0 2	2 0	0 5	7	2	0	0	0	7						
25 Daniel Oloru	C 22:41	4-7	0-0	2-2	3 3	6 2	2 10	0	3	1	1	0	24						
5 Marcus Carr	G 31:51	7-11	4-5	0-1	1 2	3 4	1 18	11	1	1	0	0	36						
22 Gabe Kalscheur	G 29:21	9-13	8-11	0-0	0 4	4 0	1 26</												



2019-20 Nebraska Men's Basketball Combined Team Statistics In Conference games

Game Records

Record	Overall	Home	Away	Neutral
ALL GAMES	2-18	2-8	0-10	0-0
CONFERENCE	2-18	2-8	0-10	0-0
NON-CONFERENCE	0-0	0-0	0-0	0-0

Score by Periods

Team	1st	2nd	OT	TOT
Nebraska	657	688	17	1362
Opponents	774	786	28	1588

Team Box Score

No.	Player				Total			3-Point		F-Throw		Rebounds										
		GP-GS	MIN	AVG	FG-FGA	FG%	3FG-FGA	3FG%	FT-FTA	FT%	OFF	DEF	TOT	AVG	PF	DQ	A	TO	BLK	STL	PTS	AVG
22	CHEATHAM, Haanif	20-20	638:44	31.9	95-221	.430	24-69	.348	48-72	.667	9	58	67	3.4	23	0	36	28	4	25	262	13.1
11	BURKE, Dachon	18-16	521:26	29.0	94-224	.420	23-73	.315	22-38	.579	16	38	54	3.0	43	0	25	32	8	26	233	12.9
3	MACK, Cam	17-16	603:20	35.5	69-194	.356	31-90	.344	28-50	.560	13	66	79	4.6	39	0	116	43	8	19	197	11.6
34	THORBJARNARSON, Thorir	20-20	680:47	34.0	75-165	.455	36-99	.364	25-32	.781	14	96	110	5.5	48	1	34	36	2	22	211	10.6
23	GREEN, Jervay	16-5	331:34	20.7	46-109	.422	13-47	.277	5-14	.357	7	52	59	3.7	25	2	22	26	0	12	110	6.9
1	CROSS, Kevin	20-2	348:17	17.4	44-146	.301	19-74	.257	19-25	.760	15	59	74	3.7	48	1	27	21	6	6	126	6.3
24	OUEDRAOGO, Yvan	20-18	448:44	22.4	46-106	.434	0-0	.000	23-49	.469	60	73	133	6.7	36	0	9	29	5	8	115	5.8
25	KAVAS, Matej	11-0	119:32	10.9	13-40	.325	8-28	.286	7-10	.700	0	11	11	1.0	8	0	5	1	1	0	41	3.7
30	EASLEY, Charlie	20-3	276:28	13.8	14-48	.292	4-25	.160	15-18	.833	7	18	25	1.3	29	0	10	10	2	17	47	2.4
0	AROP, Akol	15-0	81:08	5.4	9-13	.692	1-1	1.000	1-5	.200	8	9	17	1.1	15	0	1	1	3	5	20	1.3
Team											37	31	68					6				
Total		20	4050		505-1266	.399	159-506	.314	193-313	.617	186	511	697	34.9	314	4	285	233	39	140	1362	68.1
Opponents		20	4050		603-1305	.462	178-523	.340	204-308	.662	249	642	891	44.6	306	2	334	264	106	110	1588	79.4

Team Statistics

	NEBR	OPP
Scoring	1362	1588
Points per game	68.1	79.4
Scoring margin	-11.3	-
Field goals-att	505-1266	603-1305
Field goal pct	.399	.462
3 point fg-att	159-506	178-523
3-point FG pct	.314	.340
3-pt FG made per game	8.0	8.9
Free throws-att	193-313	204-308
Free throw pct	.617	.662
F-Throws made per game	9.7	10.2
Rebounds	697	891
Rebounds per game	34.9	44.6
Rebounding margin	-9.7	-
Assists	285	334
Assists per game	14.3	16.7
Turnovers	233	264
Turnovers per game	11.7	13.2
Turnover margin	+1.6	-
Assist/turnover ratio	1.2	1.3
Steals	140	110
Steals per game	7.0	5.5
Blocks	39	106
Blocks per game	2.0	5.3
Winning streak	0	-
Home win streak	0	-
Attendance	156249	128193
Home games-Avg/Game	10-15625	10-12819
Neutral site-Avg/Game	-	0-0

Team Results

Date	Opponent		Score	Att.
12/13/2019	at Indiana	Lot	90-96	17222
12/15/2019	Purdue	W	70-56	15654
01/03/2020	Rutgers	L	62-79	15024
01/07/2020	Iowa	W	76-70	14722
01/11/2020	at Northwestern	L	57-62	5664
01/14/2020	at Ohio St.	L	68-80	12954
01/18/2020	Indiana	L	74-82	15925
01/21/2020	at Wisconsin	L	68-82	16856
01/25/2020	at Rutgers	L	72-75	8000
01/28/2020	Michigan	L	68-79	15868
02/01/2020	Penn St.	L	64-76	15901
02/08/2020	at Iowa	L	72-96	15056
02/11/2020	at Maryland	L	70-72	14396
02/15/2020	Wisconsin	L	64-81	15864
02/20/2020	Michigan St.	L	65-86	15838
02/24/2020	at Illinois	L	59-71	15354
02/27/2020	Ohio St.	L	54-75	15611
03/01/2020	Northwestern	Lot	76-81	15842
03/05/2020	at Michigan	L	58-82	12707
03/08/2020	at Minnesota	L	75-107	9984



2019-20 Nebraska Men's Basketball Combined Team Statistics All games

Game Records

Record	Overall	Home	Away	Neutral
ALL GAMES	7-24	5-11	0-12	2-1
CONFERENCE	2-18	2-8	0-10	0-0
NON-CONFERENCE	5-6	3-3	0-2	2-1

Score by Periods

Team	1st	2nd	OT	TOT
Nebraska	1022	1110	39	2171
Opponents	1142	1224	44	2410

Team Box Score

No.	Player	GP-GS	MIN	AVG	Total		3-Point		F-Throw		Rebounds				Other				PTS	AVG		
					FG-FGA	FG%	3FG-FGA	3FG%	FT-FTA	FT%	OFF	DEF	TOT	AVG	PF	DQ	A	TO			BLK	STL
22	CHEATHAM, Haanif	31-31	996:07	32.1	146-311	.469	30-87	.345	80-120	.667	14	105	119	3.8	39	0	48	41	8	35	402	13.0
11	BURKE, Dachon	29-27	814:09	28.1	137-342	.401	34-112	.304	47-83	.566	26	72	98	3.4	58	0	37	43	17	42	355	12.2
3	MACK, Cam	28-25	974:34	34.8	118-306	.386	43-127	.339	58-102	.569	25	102	127	4.5	69	1	179	74	11	36	337	12.0
34	THORBJARNARSON, Thorir	31-23	901:58	29.1	97-211	.460	48-125	.384	30-39	.769	17	131	148	4.8	64	1	39	44	4	33	272	8.8
23	GREEN, Jervay	27-14	657:27	24.4	82-206	.398	29-101	.287	21-43	.488	18	92	110	4.1	51	3	50	49	5	24	214	7.9
1	CROSS, Kevin	31-2	557:20	18.0	76-225	.338	28-107	.262	25-39	.641	28	88	116	3.7	64	1	37	37	12	7	205	6.6
24	OUEDRAOGO, Yvan	31-29	669:23	21.6	70-163	.429	0-0	.000	40-84	.476	89	112	201	6.5	51	0	15	47	9	13	180	5.8
25	KAVAS, Matej	22-1	319:24	14.5	38-99	.384	23-68	.338	17-25	.680	1	25	26	1.2	23	0	12	8	2	3	116	5.3
30	EASLEY, Charlie	27-3	295:24	10.9	17-53	.321	5-28	.179	15-20	.750	8	18	26	1.0	29	0	11	13	2	17	54	2.0
15	CURTIS, Samari	8-0	49:18	6.2	4-10	.400	4-9	.444	2-2	1.000	0	7	7	0.9	5	0	1	2	1	0	14	1.8
0	AROP, Akol	20-0	89:56	4.5	9-15	.600	1-2	.500	3-7	.429	8	16	24	1.2	15	0	1	3	4	5	22	1.1
Team											52	46	98					8				
Total		31	6325		794-1941	.409	245-766	.320	338-564	.599	286	814	1100	35.5	468	6	430	369	75	215	2171	70.0
Opponents		31	6325		922-2060	.448	267-806	.331	299-446	.670	406	993	1399	45.1	517	5	475	433	155	177	2410	77.7

Team Statistics

	NEBR	OPP
Scoring	2171	2410
Points per game	70.0	77.7
Scoring margin	-7.7	-
Field goals-att	794-1941	922-2060
Field goal pct	.409	.448
3 point fg-att	245-766	267-806
3-point FG pct	.320	.331
3-pt FG made per game	7.9	8.6
Free throws-att	338-564	299-446
Free throw pct	.599	.670
F-Throws made per game	10.9	9.6
Rebounds	1100	1399
Rebounds per game	35.5	45.1
Rebounding margin	-9.6	-
Assists	430	475
Assists per game	13.9	15.3
Turnovers	369	433
Turnovers per game	11.9	14.0
Turnover margin	+2.1	-
Assist/turnover ratio	1.2	1.1
Steals	215	177
Steals per game	6.9	5.7
Blocks	75	155
Blocks per game	2.4	5.0
Winning streak	0	-
Home win streak	0	-
Attendance	249677	151394
Home games-Avg/Game	16-15605	12-12616
Neutral site-Avg/Game	-	3-746

Team Results

Date	Opponent		Score	Att.
11/05/2019	UC Riverside	L	47-66	15745
11/09/2019	Southern Utah	Lot2	78-79	15828
11/15/2019	South Dakota St.	W	90-73	15946
11/22/2019	Southern U.	Wot	93-86	15931
11/25/2019	vs Washington St.	W	82-71	660
11/26/2019	vs George Mason	L	66-85	1066
11/27/2019	vs South Fla.	W	74-67	512
12/04/2019	at Georgia Tech	L	56-73	5133
12/07/2019	at Creighton	L	76-95	18068
12/13/2019	at Indiana	Lot	90-96	17222
12/15/2019	Purdue	W	70-56	15654
12/21/2019	North Dakota	L	74-75	15010
12/29/2019	A&M-Corpus Christi	W	73-52	14968
01/03/2020	Rutgers	L	62-79	15024
01/07/2020	Iowa	W	76-70	14722
01/11/2020	at Northwestern	L	57-62	5664
01/14/2020	at Ohio St.	L	68-80	12954
01/18/2020	Indiana	L	74-82	15925
01/21/2020	at Wisconsin	L	68-82	16856
01/25/2020	at Rutgers	L	72-75	8000
01/28/2020	Michigan	L	68-79	15868
02/01/2020	Penn St.	L	64-76	15901
02/08/2020	at Iowa	L	72-96	15056
02/11/2020	at Maryland	L	70-72	14396
02/15/2020	Wisconsin	L	64-81	15864
02/20/2020	Michigan St.	L	65-86	15838
02/24/2020	at Illinois	L	59-71	15354
02/27/2020	Ohio St.	L	54-75	15611
03/01/2020	Northwestern	Lot	76-81	15842
03/05/2020	at Michigan	L	58-82	12707
03/08/2020	at Minnesota	L	75-107	9984