

UNRIVALED

PENN STATE FOOTBALL



857 WINS
(8th in Nation)

46 BOWL GAMES
(7-9th in Nation)

28 BOWL WINS
(7-4th in Nation)

99 1ST TEAM ALL-AMERICANS



PxP: Bob Wischusen
Analyst: Brock Huard
Sideline: Allison Williams

GAME 2

SEPTEMBER 10, 2016 - NOON

Pittsburgh, Pa.
Heinz Field [65,050]

Series: Penn State, 50-42-4
Last Meeting: Pittsburgh 12, Penn State 0
September 16, 2000 - Three Rivers Stadium
Complete Series Info on Page 7

Penn State is appearing on television for the 278th time in its last 280 regular season games.



PxP: Steve Jones
Analyst: Jack Ham
Sideline: Derrick Williams

Local: 93.7 FM/1450 AM
Sirius: Ch. 84; XM: Ch. 84

PENN STATE NITTANY LIONS

1-0, 0-0 Big Ten



Head Coach: James Franklin
Record at Penn State (3rd season): 15-12
Career Record (6th season): 39-27
vs. Pittsburgh: First Meeting



PITT PANTHERS

1-0, 0-0 ACC

Head Coach: Pat Narduzzi
Record at Pitt (2nd season): 9-5
Career Record (Same): Same
vs. Penn State: First Meeting

INSIDE THE GAME



PENN STATE AND PITT MEET IN KEYSTONE CLASSIC

A historic matchup is renewed as intrastate foes Penn State and Pitt meet for the first time since 2000 in the Keystone Classic presented by Peoples Natural Gas Saturday in front of a sold out crowd in Heinz Field on ESPN. The 97th all-time meeting will be the first of a four-game, home-and-home series over the next four years.

Penn State enters the game after a solid performance in the season opener against Kent State. The Nittany Lions carried a three-point lead at halftime against the Golden Flashes, but locked down defensively in the second half, not only preventing Kent State from adding to its score, but scoring on defense when Amani Oruwariye intercepted a pass on the third play of the second half and returned it 30 yards for a touchdown.

Additionally, the loss of three starters on the defensive line to the NFL did not hinder Penn State's ability to pressure the quarterback, as seven different Nittany Lions contributed to seven sacks - the most by Penn State in a single game since 2011.

The Lions' up-tempo offense made its debut, finding the end zone three times. First-time starting quarterback Trace McSorley totaled 209 yards passing and two touchdowns while adding 47 yards on the ground. Saquon Barkley broke 100 yards rushing for the sixth time in his career and scored one touchdown. Despite the strong debut, the group will look to fine tune its efforts to put even more points on the board.

Pitt is led on offense by 2014 All-American running back James Conner, who returned to the gridiron this season after overcoming a knee injury suffered in last season's opener and Hodgkins lymphoma. He scored two touchdowns Pitt's season-opening win over Villanova. The Panthers were also strong defensively, not allowing any Villanova points while they were on the field.

The game also be the first of two for Penn State against in-state opposition, as Penn State will return to Beaver Stadium to host Temple.

BREAKDOWN

RUSHING

Penn State: Saquon Barkley 22 for 105 yds (105), 1 TD
Pitt: James Conner 17 for 57 yds (57), 1 TD

PASSING

Penn State: Trace McSorley 16-of-31, 209 yds (209), 2 TD/0 INT
Pitt: Nathan Peterman 19-of-32, 175 yds (175), 2 TD/0 INT

RECEIVING

Penn State: Chris Godwin 7 for 67 yds (67), 0 TD
Pitt: Scott Orndoff 5 for 68 yds (52), 0 TD

DEFENSE

Penn State: Brandon Bell 8 tkls, INT
Pitt: Avonte Maddox 5 tkls, 3.0 TFL, 2.0 sacks

PSU

33
145
16-31-0
209
354
+2
13
150
14-28-2
173.5
324.5

TEAM

SCORING/GAME 28
RUSHING/GAME 86
PASSING (C-A-INT) 19-33-0
PASSING/GAME 175
TOTAL OFFENSE/GAME 261
TURNOVER MARGIN +1
PTS ALLOWED/GAME 13
OPP. RUSH YDS/GAME 53
OPP. PASSING 16-32-1
OPP. PASS YDS/GAME 119
OPP. TOTAL OFFENSE/GAME 172

PITT

28
86
19-33-0
175
261
+1
13
53
16-32-1
119
172

2016 SCHEDULES

PENN STATE

Overall (B1G): 1-0 (0-0 East) Home: 1-0 Road: 0-0 Ntrl: 0-0

PSU Rank	Opponent (Rank)	Time/Result	TV	Note/Attend.
September				
3	KENT STATE	W, 33-13	BTN	94,378
10	at Pittsburgh	Noon	ESPN	1st meeting since 2000
17	TEMPLE	Noon	BTN	9th meeting in 10 years
24	at Michigan *	TBA		20th all-time meeting
October				
1	MINNESOTA *	TBA		1st meeting at PSU since 2009
8	MARYLAND *	Noon	ESPN	Last 2 games decided by 1 point
22	OHIO STATE *	8 p.m.	ABC/ESPN/ESPN2	5th straight night meeting
29	at Purdue *	TBA		PSU has won last 7
November				
5	IOWA *	7:30 p.m.	BTN	1st meeting since 2012
12	at Indiana *	TBA		PSU leads series 18-1
19	at Rutgers *	8 p.m.	BTN	PSU has won last 9
26	MICHIGAN STATE *	TBA		20th regular season finale vs. MSU

* - B1G game All times Eastern Rankings: AP/Coaches

PITT

Overall (ACC): 1-0 (0-0) Home: 1-0 Road: 0-0 Ntrl: 0-0

PITT Rank	Opponent (Rank)	Time/Score	TV	Attend.
September				
3	VILLANOVA	W, 28-7	ACC	50,149
10	PENN STATE	Noon	ESPN	
17	at Oklahoma State	3:30 p.m.		
24	at North Carolina *	TBA		
October				
1	MARSHALL	TBA		
8	GEORGIA TECH*	TBA		
15	at Virginia	TBA		
27	VIRGINIA TECH*	7 p.m.	ESPN	
November				
5	at Miami*	TBA		
12	at Clemson*	TBA		
19	DUKE*	TBA		
26	SYRACUSE*	TBA		

* - ACC game All times Eastern Rankings: AP/Coaches

TABLE OF CONTENTS

Page 2 Quick Facts/NFL Notes
Page 3 B1G Standings/Media Info/Future Schedules
Page 4-5 Head Coach James Franklin
Page 6 Opponent Tracker/National Polls
Page 7 The Series vs. Pitt
Page 8-13 Kent State Notes
8 Record Breakdown
9 Winningest Programs

10 Honors & Awards
11 Classroom Success
12 Community Service
13 National Nits
Page 14-15 Season Notes
14 NFL Stadiums
15 Coaching Staff Notes
Page 16 Starts Chart/Career Starts

Page 17 Depth Chart/Pronunciations/Asst. Coaches
Page 18-19 Numerical Roster
Page 20-21 Alphabetical Roster
Page 22 The Last Time...
Page 23 Record Watch
Page 24 Last Game
Page 25-33 Player Bios
Page 34-50 Statistics

PROGRAM NOTES

130TH SEASON OF GRIDIRON EXCELLENCE

Penn State is in its 130th season of intercollegiate football and owns an 857-382-42 record, to rank No. 8 nationally in all-time victories.

WINNING RECORD

Penn State and Wisconsin are the only Big Ten teams that have posted a winning season the last 11 consecutive years. Only seven additional FBS teams (USC, LSU, Florida State, Oklahoma, Oregon, Virginia Tech, Boise State) have posted winning records each of the last 11 years.

ACADEMIC EXCELLENCE

A total of 370 of Penn State football student-athletes, including 23 in 2015, have earned Academic All-Big Ten honors since 1993 for owning at least a 3.0 grade point average and being a letterwinner.

ONE OF NATION'S TOUGHEST HOME VENUES

Penn State owns a superlative 272-72 (.791) record inside Beaver Stadium, the nation's second-largest facility, which opened in 1960 and has a capacity of 106,572.

QUICK FACTS

UNIVERSITY

NAME	The Pennsylvania State University
LOCATION	University Park, Pa.
FOUNDED	1855
ENROLLMENT	46,606
NICKNAME	Nittany Lions
COLORS	Blue & White
CONFERENCE	Big Ten
DIVISION	NCAA Division I
STADIUM	Beaver Stadium (106,572)
STADIUM SURFACE	Natural Grass
PRESIDENT	Dr. Eric Barron
ATHLETICS DIRECTOR	Sandy Barbour
HEAD COACH	James Franklin (3rd Season)
FOOTBALL OFFICE	814-865-0412
TICKET OFFICE	1-800-NITTANY

FOOTBALL HISTORY

FIRST YEAR	1887
ALL-TIME RECORD	857-382-42 (130th Season) <i>8th in victories</i>
ALL-TIME BOWL RECORD	28-16-2 (.630) <i>T-4th in bowl victories</i>
YEARS IN POST SEASON PLAY	46 <i>T-9th in bowl appearances</i>
BEAVER STADIUM RECORD	272-72 (.791)

ASSISTANT COACHES

BRENT PRY	Buffalo; 1993 Associate Head Coach/Defensive Coordinator/ Linebackers (3rd Season)
JOE MOORHEAD	Fordham; 1996 Offensive Coordinator/Quarterbacks (1st Season)
CHARLES HUFF	Hampton; 2005 Special Teams Coordinator/Running Backs (3rd Season)
TIM BANKS	Central Michigan; 1995 Co-Defensive Coordinator/Safeties (1st Season)
JOSH GATTIS	Wake Forest; 2006 Offensive Recruiting Coordinator/Asst. Special Teams/ Wide Receivers (3rd Season)
MATT LIMEGROVER	University of Chicago; 1991 Offensive Line (1st Season)
RICKY RAHNE	Cornell; 2002 Passing Game Coordinator/Tight Ends (3rd Season)
TERRY M. SMITH	Penn State; 1991 Assistant Head Coach/Defensive Recruiting Coordinator/ Cornerbacks (3rd Season)
SEAN SPENCER	Clarion; 1995 Run Game, Defensive Line (3rd Season)
DWIGHT GALT	Maryland; 1981 Assistant AD of Performance Enhancement (3rd Season)

BIG BEST



OFFENSIVE POTW: J.T. Barrett • Ohio State • Jr. • QB • Wichita Falls, Texas

- Accounted for a school-record seven touchdowns in Ohio State's victory over Bowling Green to improve to 16-2 as a starter
- Completed 21 of 31 passes for 349 yards and six touchdowns, setting a personal best for passing yards and matching his career high for touchdown tosses
- Added one rushing touchdown to finish with 379 total yards of offense
- Claims the fifth Offensive Player of the Week award of his career and first since Oct. 26, 2015
- Last Ohio State Offensive Player of the Week: Ezekiel Elliott (Nov. 30, 2015)



DEFENSIVE POTW: Mike McCray • Michigan • Sr. • LB • Trotwood, Ohio

- Led the Wolverines with nine total tackles, including six solo stops, as Michigan defeated Hawaii
- Recorded 3.5 tackles for loss, including a pair of sacks
- Added a forced fumble in the second quarter
- Earns his first career Defensive Player of the Week honor
- Last Michigan Defensive Player of the Week: Jourdan Lewis (Oct. 12, 2015)



SPECIAL TEAMS POTW: Rafael Gaglianone • Wisconsin • Jr. • PK • Sao Paulo, Brazil

- Converted a game-winning 47-yard field goal with 3:47 remaining to guide the Badgers to a victory over nationally ranked LSU at Lambeau Field in Green Bay, Wis.
- Finished the game 3-for-3 on field goal attempts, connecting from 30 and 48 yards
- Recorded the fourth game-winning field goal of his career, the most in school history
- Claims his first career Special Teams Player of the Week honor
- Last Wisconsin Special Teams Player of the Week: Drew Meyer (Nov. 30, 2015)



FRESHMAN POTW: Anthony Nelson • Iowa • DE • Urbandale, Iowa

- Recorded six total tackles, including 2.5 sacks, as the Hawkeyes defeated Miami (Ohio)
- Forced two fumbles, including one in the first quarter that led to a touchdown two plays later
- Added one pass breakup as Iowa won its eighth straight home game
- Wins his first career weekly award
- Last Iowa Freshman of the Week: Parker Hesse (Nov. 30, 2015)

LIONS IN THE NFL

29 NITTANY LIONS ON NFL KICKOFF ROSTERS

Twenty-nine Penn State players are on the rosters of 20 NFL teams for NFL Kickoff Week. The Nittany Lions are perennially a top-15 program in producing players in the NFL. In addition to the 29 players on 53-man rosters, the Nittany Lions have two former players on practice squads.

The Jacksonville Jaguars and Miami Dolphins each boast three former Nittany Lions on their opening day roster. The Jaguars have 10-year veteran and 2013 Pro Bowl linebacker Paul Posluszny, Pro Bowl selection Allen Robinson and seven-year vet Jared Odrick among their 53-man roster, while Miami lays claim to eight-year veteran Cameron Wake, second-year pro Mike Hull and rookie and sixth round draft pick Jordan Lucas.

Five additional NFL squads lay claim to two former Nittany Lions on their opening week rosters: Dallas, Detroit, New Orleans, San Francisco and Tennessee.

Five players from Penn State's 2015 squad made NFL teams as rookies: Christian Hackenberg (N.Y. Jets), Austin Johnson (Tennessee), Jordan Lucas (Miami), Carl Nassib (Cleveland) and Anthony Zettel (Detroit). Additionally, two members of the 2015 team were signed to practice squads: Kyle Carter (Minnesota) and Trevor Williams (San Diego).

Eleven-year veteran and Kansas City Chiefs All-Pro linebacker Tamba Hali is Penn State's elder statesman in the NFL. Paul Posluszny, who is entering his 10th professional season, is second in longevity, followed by eight-year professionals Jordan Norwood (Denver) and Cameron Wake (Miami).

There are also two Nittany Lions on NFL rosters that did not play football at Penn State in Chris Hogan (New England) and Ross Travis (Kansas City). Hogan, a wide receiver in his fifth NFL season, played lacrosse for the Nittany Lions and went to play football at Monmouth after earning his Penn State degree. Travis, a tight end, was a standout men's basketball player.

Penn State has had 44 NFL Draft picks since 2006, including 20 in the first three rounds, and at least three draft picks 18 times since starting Big Ten Conference competition in 1993. A total of 343 Nittany Lions have been selected all-time in the NFL Draft.

For the 45th time in the Super Bowl's 50-game history, at least one Penn State alumnus was a member of one of the participating teams (19 times in last 21 years). Thirty-eight former Nittany Lions have earned a total of 55 Super Bowl rings, most recently Jordan Norwood with Denver last year. A total of 106 Nittany Lions have been on Super Bowl rosters.

- Arizona Cardinals (1):** A.Q. Shipley (7)
 - Baltimore Ravens (1):** John Urschel (3)
 - Cleveland Browns (1):** Carl Nassib (1)
 - Chicago Bears (1):** Adrian Amos (2)
 - Dallas Cowboys (2):** Jack Crawford (5), Sean Lee (7)
 - Denver Broncos (1):** Jordan Norwood (8)
 - Detroit Lions (2):** Anthony Zettel (1), Andrew Quarless (7)
 - Houston Texans (1):** Devon Still (4)
 - Jacksonville Jaguars (3):** Jared Odrick (7), Paul Posluszny (10), Allen Robinson (3)
 - Kansas City Chiefs (1):** Tamba Hali (11), Ross Travis (1; former MBB player)
 - Miami Dolphins (3):** Mike Hull (2), Jordan Lucas (1), Cameron Wake (8)
 - Minnesota Vikings (1):** Kyle Carter* (1)
 - New England Patriots:** Chris Hogan (5; former MLAX player)
 - New Orleans Saints (2):** Michael Mauti (4), Nathan Stupar (5)
 - New York Jets (1):** Christian Hackenberg (1)
 - Oakland Raiders (1):** Matt McGloin (4)
 - Philadelphia Eagles (1):** Stefen Wisniewski (6)
 - Pittsburgh Steelers (1):** Jesse James (2)
 - San Diego Chargers (1):** Trevor Williams* (1)
 - San Francisco 49ers (2):** NaVorro Bowman (7), Gerald Hodges (4)
 - Seattle Seahawks (1):** Garry Gilliam (3)
 - Tampa Bay Buccaneers (1):** Donovan Smith (2)
 - Tennessee Titans (2):** Austin Johnson (1), DaQuan Jones (3)
- * Practice Squad

SEVEN FORMER LIONS ON NFL COACHING STAFFS

Seven former Nittany Lions are patrolling the sidelines as part of NFL coaching staffs in 2016.

- Gary Brown (Dallas, running backs)
- Bobby Engram (Baltimore, wide receivers)
- Al Golden (Detroit, tight ends)
- John McNulty (Tennessee, quarterbacks)
- Mike Munchak (Pittsburgh, offensive line)
- Jeff Nixon (San Francisco, tight ends)
- Darren Perry (Green Bay, safeties)

Also, former Penn State quarterbacks coach Jim Caldwell is in his third season as the head coach of the Detroit Lions.

FUTURE SCHEDULES

2017 Schedule

Sept. 2	AKRON
Sept. 9	PITTSBURGH
Sept. 16	GEORGIA STATE
Sept. 23	at Iowa*
Sept. 30	INDIANA*
Oct. 7	at Northwestern*
Oct. 21	MICHIGAN*
Oct. 28	at Ohio State*
Nov. 4	at Michigan State*
Nov. 11	RUTGERS*
Nov. 18	NEBRASKA*
Nov. 25	at Maryland*

2018 Schedule

Sept. 1	APPALACHIAN STATE
Sept. 8	at Pittsburgh
Sept. 15	KENT STATE
Sept. 22	at Illinois*
Sept. 29	OHIO STATE*
Oct. 13	MICHIGAN STATE*
Oct. 20	at Indiana*
Oct. 27	IOWA*
Nov. 3	at Michigan*
Nov. 10	WISCONSIN*
Nov. 17	at Rutgers*
Nov. 24	MARYLAND*

2019 Schedule

Aug. 31	IDAHO
Sept. 7	BUFFALO
Sept. 14	PITTSBURGH
Sept. 28	at Maryland*
Oct. 5	PURDUE*
Oct. 12	at Iowa*
Oct. 19	MICHIGAN*
Oct. 26	at Michigan State*
Nov. 9	at Minnesota*
Nov. 16	INDIANA*
Nov. 23	at Ohio State*
Nov. 30	RUTGERS*

Future Non-Conference Games

2020	at Virginia Tech
Sept. 11, 2021	BALL STATE
Sept. 18, 2021	AUBURN
Sept. 17, 2022	at Auburn
2023	WEST VIRGINIA
2024	at West Virginia
2025	VIRGINIA TECH

PENN STATE MEDIA SERVICES

FOOTBALL CONTACTS

Kris Petersen	E-mail: kap18@psu.edu
Cell: 814-883-4581	Twitter: @GoPSUKris
Greg Campbell	E-mail: gxc35@psu.edu
Cell: 814-876-0824	Twitter: @SID_Greg
Arielle Sargent	E-mail: ans26@psu.edu
Cell: 814-321-8286	Twitter: @arielle_sargent
Mark Brumbaugh	E-mail: mgb28@psu.edu
Cell: 814-441-9145	Twitter: @markbrumbaugh

Assoc. AD for Strategic Communications: Jeff Nelson
Associate Directors: Alissa Clendenen, Kris Petersen
Assistant Directors: Mark Brumbaugh, Greg Campbell, Pat Donghia, John Hanna, Will Rottler, Megan Samassa, Arielle Sargent, Jeff Smith
Admin. Assistant: Vonda Harpster
Strategic Communications Office: 814-865-1757
Website: GoPSUsports.com
Address: 101D Bryce Jordan Center, University Park, Pa., 16802

SUNDAY:
9 a.m. - Cumulative stats available at GoPSUsports.com.

MONDAY:
8 p.m. - Game Notes available at GoPSUsports.com.

TUESDAY:
12:30 p.m. - Penn State Weekly Press Conference
James Franklin and at least two players available for questions in person and via telephone at Beaver Stadium.

To participate please contact the Strategic Communications Office at 814-865-1757 prior to 11 a.m. ET. Please contact Strategic Communications for FTP information for video/audio from the press conference.

1:28 p.m.: Head coach James Franklin available on the Big Ten weekly teleconference.

TUESDAY-WEDNESDAY:
9 a.m. - 2 p.m. - Player Interviews
Selected players available via teleconference interviews. For information, please contact Vonda Harpster at PSU Strategic Communications (vkh1@psu.edu; 814-865-1757).

WEDNESDAY:
Approximately 6:05 p.m. - Wednesday Practice Availability
Media can watch last 10 minutes of practice, James Franklin and one player will be available post-practice.

THURSDAY:
TBA: Thursday Assistant Coach Teleconference
Selected players available via teleconference interviews. For information, please contact Vonda Harpster at PSU Strategic Communications (vkh1@psu.edu; 814-865-1757).

6:05 p.m.: The Penn State Coaches Show at LettermanS in State College (James Franklin).

SATURDAY:
Post-Game: James Franklin and selected players will be available immediately following the game.
Please contact Strategic Communications for FTP audio/video information (home games only).

B1G STANDINGS

EAST	BIG TEN		OVERALL		
	W-L	%	W-L	%	vs. T25
PENN STATE	0-0	.000	1-0	1.000	0-0
Indiana	0-0	.000	1-0	1.000	0-0
Maryland	0-0	.000	1-0	1.000	0-0
Michigan	0-0	.000	1-0	1.000	0-0
Michigan State	0-0	.000	1-0	1.000	0-0
Ohio State	0-0	.000	1-0	1.000	0-0
Rutgers	0-0	.000	0-1	.000	0-1
WEST	W-L	%	W-L	%	vs. T25
Illinois	0-0	.000	1-0	1.000	0-0
Iowa	0-0	.000	1-0	1.000	0-0
Minnesota	0-0	.000	1-0	1.000	0-0
Nebraska	0-0	.000	1-0	1.000	0-0
Purdue	0-0	.000	1-0	1.000	0-0
Wisconsin	0-0	.000	1-0	1.000	0-0
Northwestern	0-0	.000	0-1	1.000	0-0

BIG TEN SCHEDULE (All Times Eastern)

Friday, Sept. 9

Maryland at Florida International, 7:30 p.m. (CBSSN)

Saturday, Sept. 10

PENN STATE AT PITTSBURGH, NOON (ESPN)

Wyoming at Nebraska, Noon (ESPN2)
 UCF at Michigan, Noon (ABC)
 Cincinnati at Purdue, Noon (BTN)
 Howard at Rutgers, Noon (BTN)
 Indiana State at Minnesota, Noon (ESPNews)
 Illinois State at Northwestern, 3:30 p.m. (BTN)
 Tulsa at Ohio State, 3:30 p.m. (ABC)
 Akron at Wisconsin, 3:30 p.m. (BTN)
 Ball State at Indiana, 4:00 p.m. (ESPNews)
 North Carolina at Illinois, 7:30 p.m. (BTN)
 Iowa State at Iowa, 7:30 p.m. (BTN)

BIG TEN MEDIA SERVICES:

BIG TEN CONFERENCE RELEASE/STATISTICS: The Big Ten Conference football release, with standings and statistics, is available at www.bigten.org.

BIG TEN PLAYERS OF THE WEEK: The Big Ten Conference will be announcing Players of the Week every Monday during the season.

BIG TEN COACHES TELECONFERENCE: The Big Ten will conduct a football coaches teleconference every Tuesday during the season, from Aug. 30 to November 22. All 14 head coaches will be available to answer questions for eight minutes. Please contact the Big Ten Communications staff (847-696-1010) for the phone numbers for the teleconference.

MONDAY	TUESDAY	WEDNESDAY	THURSDAY	FRIDAY	SATURDAY	SUNDAY
Game Notes Available by 8 p.m. on GoPSUsports.com	James Franklin Press Conference 12:30 p.m. (ET) B1G Teleconference 1:28 p.m. (ET) Player Teleconferences	Practice Availability & James Franklin Post Practice Approx. 6:05 p.m. Player Teleconferences	PSU Asst. Coach Teleconferences Penn State Coaches Show 6:05 p.m. LettermanS	No Coach/Player Availability	Pitt Noon ESPN/Penn State Sports Network Heinz Field	Updated Statistics Available 9 a.m. GoPSUsports.com



@PennStateFBall



PSUFBall

2016

PSUnvaled.com

GoPSUsports.com



FRANKLIN FILE

Born: February 2, 1972
Hometown: Langhorne, Pa.
Wife: Fumi
Daughters: Shola & Addison

Education:
 East Stroudsburg, 1995; B.S. in Psychology
 Washington State, 1999; M.A. in Educational Leadership

Playing Career:
 East Stroudsburg; Quarterback, 1991-94

Coaching Experience

2014-pres.	Head Coach	Penn State
2011-13	Head Coach	Vanderbilt
2008-10	Asst HC/Off. Coord./QBs	Maryland
2006-07	Off. Coord./QBs	Kansas State
2005	Wide Receivers	Green Bay Packers
2000-04	Recruiting Coord./WRs	Maryland
1999	Wide Receivers	Idaho State
1998	Grad. Asst./Tight Ends	Washington State
1997	Wide Receivers	James Madison
1996	Grad. Asst./Secondary	East Stroudsburg
1995	Wide Receivers	Kutztown

BOWL RESULTS

Year	School	Bowl	Result (Opp.)
2011	Vanderbilt	Liberty	L, 24-31 (Cincinnati)
2012	Vanderbilt	Music City	W, 38-24 (N.C. State)
2013	Vanderbilt	BBVA Compass	W, 32-21 (Houston)
2014	Penn State	PinStripe	W, 31-30 (Boston College)
2015	Penn State	TaxSlayer	L, 17-24 (Georgia)

HEAD COACH JAMES FRANKLIN

CAREER AT A GLANCE

- Franklin enters his sixth year as a collegiate head coach, leading his first five squads to a bowl game, with post-season victories the past three of the last four years.
- He owns a 38-27 career record, with four consecutive winning seasons.
- Franklin has 21 years of coaching experience at the collegiate and NFL level.
- In his first four years as a head coach, Franklin mentored 16 players that have gone on to the NFL ranks.
- Franklin has secured Top 25 recruiting classes each of the last four seasons, including back-to-back Top 20 classes at Penn State.
- Franklin emphasizes four core values for the Penn State program -- a positive attitude, great work ethic, competing on and off the field and the ability to sacrifice.

NITTANY LIONS ON THE FIELD

- Franklin was named the 16th head football coach in the storied history of the Nittany Lion program on January 11, 2014.
- Franklin guided the Nittany Lions to a 7-6 record in 2015 and a berth in the TaxSlayer Bowl.
- Under Franklin's tutelage, Carl Nassib claimed a trio of national awards -- Lombardi Award, Lott IMPACT Trophy and Ted Hendricks Award -- and became Penn State's 13th unanimous Consensus All-American.
- Nassib also led the nation in sacks with a school-record 15.5 in 2015.
- The 2015 season also saw Christian Hackenberg break every Penn State career passing record, including passing yards, passing touchdowns and completions, and true freshman Saquon Barkley break the freshman season rushing record with a 1,000-yard campaign.
- Barkley was named the Big Ten Network's Freshman of the Year and claimed second team All-Big Ten honors, while wide receiver Chris Godwin (second team) and defensive tackles Austin Johnson (second team) and Anthony Zettel (third team) also earned All-Big Ten accolades.
- Franklin's first season was bookended with a pair of thrilling victories for the Nittany Lions as the Penn State head coach's inaugural season began with a final-play 26-24 victory over UCF in Dublin, Ireland in Penn State's first-ever international game and ended with a comeback, a 31-30 overtime win over Boston College in the New Era PinStripe Bowl in Yankee Stadium. The Nittany Lions overcame a 14-point deficit late in the third quarter, tying the largest comeback in Penn State's bowl history.
- With the PinStripe Bowl win, Franklin became just the third Penn State coach to lead the team to at least seven wins in his first season, joining Dick Harlow (1915) and Bill O'Brien (2012).

- Franklin guided the Nittany Lions to a 4-0 start, joining Harlow as the only first-year Penn State coaches to win their initial four games.
- In Franklin's first season at Penn State, he helped Mike Hull to the Butkus-Fitzgerald Big Ten Linebacker of the Year award to carry on the "Linebacker U" tradition.
- Zettel earned All-Big Ten first team honors, while receiver DaeSean Hamilton garnered All-Big Ten second team accolades after pulling in 82 catches for 899 yards.

NITTANY LIONS IN THE CLASSROOM

- The 2015 fall semester saw the Nittany Lions post a record 56 squad members with at least a 3.0 grade-point average, marking the fifth consecutive semester (including summer sessions) the Nittany Lions have had more than 50 student-athletes with a 3.0 GPA or better.
- The 56 Nittany Lions with a 3.0 GPA or higher surpasses the mark of 55 set by the 2008 fall semester for the most 3.0 students in a semester in football program history.
- Additionally, 22 Nittany Lions earned Academic All-Big Ten recognition in 2015.
- Tyler Yazujian collected a berth on the CoSIDA Academic All-America® second team in 2015.
- A total of 23 Nittany Lions posted a 3.5 GPA or higher in the 2015 fall semester, with 19 earning Dean's List recognition for having 3.5 GPA or higher with 12 credits earned in undergraduate work.
- The Nittany Lion freshmen were impressive in the 2015 fall semester with 14 posting a 3.0 or higher.
- During Franklin's first fall semester on campus, the football student-athletes set program records with 25 student-athletes earning Dean's List recognition (3.5 GPA) and 57 players owning a cumulative 3.0 grade-point average (GPA) or higher after the 2014 fall semester.
- Additionally, 51 squad members compiled at least a 3.0 GPA in the fall of 2014, the third-highest semester total in program history.
- The spring of 2015 saw continued success in the classroom with 51 student-athletes compiling at least a 3.0 GPA, marking the first time in program history with 50 or more 3.0s in a spring semester.

NITTANY LIONS IN THE COMMUNITY

- In the last two seasons, the Nittany Lions have completed more than 4,000 hours of community service.
- The Nittany Lions' community service activities include: Uplifting Athletes, THON, Pennsylvania Special Olympics Summer Games, State College Area Food Bank and Penn State Hershey Children's Hospital visits.
- The football team's 2,100 hours of community service in 2014-15 equate to nearly 40 percent of the 5,300

CAREER RECORD

Year	School	Overall	Conf.	Of Note
2011	Vanderbilt	6-7	2-6	lost to Cincinnati, 31-24; Liberty Bowl
2012	Vanderbilt	9-4	4-4	No. 23; def. North Carolina State, 38-24; Music City Bowl
2013	Vanderbilt	9-4	5-3	No. 20; def. Houston, 23-21; BBVA Compass Bowl
2014	Penn State	7-6	2-6	2nd PSU coach to start career 4-0; def. BC, 31-30 (OT) PinStripe Bowl
2015	Penn State	7-6	4-4	lost to Georgia, 24-17; TaxSlayer Bowl
2016	Penn State	1-0	0-0	
Total (6 Years)		39-27	17-23	Five Bowl Appearances
Vanderbilt Record (3 Years)		24-15	11-13	Consecutive Top-25 Finishes for 1st Time in VU History
Penn State Record (3 Years)		15-12	6-10	Three Consecutive Bowl Appearances



@PennStateFBall



PSUFBall

2016

PSUnvalued.com

GoPSUsports.com

community service hours by Penn State student-athletes.

- The engaging and enthusiastic Franklin is a popular speaker and media interview subject. He was a guest analyst on ESPN's coverage from the site of college football's National Championship game, spending a day appearing on various ESPN platforms in 2013 and 2014. In 2015, Franklin joined the FOX studio crew for pregame, halftime and postgame coverage of the Big Ten Championship game.



- In February 2015, Franklin was the lone college head coach among the speakers and panelists at the prestigious MIT Sloan Sports Analytics Conference in Boston. He was a panelist for the session, "The Formula to Win: College Football Analytics," which was moderated by CNN anchor/reporter Rachel Nichols.

RECRUITING SUCCESS

- The Class of 2016 at Penn State finished in the Top 20, ranking as high as 18th by ESPN, and featured a pair of five-star recruits.
- In 2016, Franklin secured the No. 1 player in the state of Pennsylvania (Miles Sanders) for the first time since Jared Odrick (2006).
- The Nittany Lions laid claim to the No. 1 running back in the state of Pennsylvania in 2015 (Saquon Barkley) and 2016 (Sanders).
- Forty-three of the 70 signees under Franklin are from within a 350-mile radius of State College.
- In February 2015, the Nittany Lions' highly-regarded class of 25 signees was ranked in the Top 15 nationally by the four major recruiting services.
- Franklin and his staff organized a Top 25 recruiting class in short order after being hired at Penn State in January 2014.
- While at Vanderbilt, Franklin assembled a recruiting class that finished as high as 19th in 2014.
- In each of his three seasons in Nashville, Franklin signed classes that finished in the Top 50 nationally. Prior to Franklin's arrival, the Commodores average class rank was 64.6 since 2000 (based on 247Sports composite).

HELPING THE COMMODORES GET THEIR WINGS

- Franklin directed Vanderbilt to consecutive Top 25 finishes for the first time in the 124-year history of the program (No. 23/24 -- 2013 & No. 23/20 -- 2012).
- The Commodores finished 23rd in the final 2012 Associated Press poll, marking their first AP final ranking since 1948.
- Franklin's 24 wins tied Dan McGugin for the most by a Vanderbilt coach in his first three seasons.
- Franklin led Vanderbilt to a bowl game in each of his three seasons in Nashville, with the last two years resulting in wins over North Carolina State (Music City Bowl) and Houston (BBVA Compass Bowl). The Commodores had played in four bowl games all-time in the 121 seasons prior to his arrival, none in consecutive years.
- Vanderbilt has posted four nine-win seasons in program history, with Franklin's last two teams comprising half of the total.
- Over the last 20 games during the 2012-13 seasons, the Commodores' 16-4 record was second-best in the SEC to Alabama's 17-3 mark.
- Franklin guided the Commodores to a 6-6 regular-season record and earned a berth in the Liberty Bowl during his first season after inheriting a Vanderbilt team that finished 2-10 in both 2009 and 2010, including a 1-15 SEC mark.
- The 2011 bowl berth was Vanderbilt's second since 1983 and running back Zac Stacy broke the Commodores' season record with 1,193 rushing yards.
- The Commodores had a breakthrough campaign in 2012 under Franklin, finishing on a seven-game winning streak (longest since 1948) to post a 9-4 mark, Vanderbilt's most wins in 97 years, and a berth in the Music City Bowl, which VU defeated N.C. State, 38-24.
- A victory at Missouri sparked an 8-1 finish, which included three consecutive SEC road wins for the first time in program history.
- The Commodores were 5-3 in SEC play, winning five SEC games for the first time since 1935, and posted two shutouts for the first time since 1968.
- Franklin was among five finalists for the Bear Bryant National Coach of the Year award in 2012.
- Stacy became the first player in Vanderbilt history to rush for 1,000 yards in consecutive seasons, gaining 1,141 yards to finish with a school-record 3,143 yards and 30 rushing touchdowns.
- Wide receiver Jordan Matthews broke the Vanderbilt season receiving record with 1,363 yards on 94 catches.
- Vanderbilt continued its historic rise under Franklin during the 2013 season, capping a school-record second consecutive 9-4 campaign with a 41-24 win over Houston in the BBVA Compass Bowl.
- The Commodores defeated Florida, Georgia and Tennessee in the same season for the first time in program history, winning in Gainesville and Knoxville.
- Franklin helped Matthews develop into a two-time All-American and the SEC's career leader in receptions (262) and receiving yardage (3,759). Matthews broke the SEC season record with 112 receptions for 1,477 yards and seven touchdowns in 2013, becoming the first SEC receiver to make 100 catches in a season.

RIISING UP THE RANKS

- Franklin began his coaching career as the wide receivers coach at Kutztown (Pa.) University (1995) and was a graduate assistant coach at his alma mater, East Stroudsburg (Pa.) University in 1996, working with the secondary.
- He then was the wide receivers coach at James Madison (1997), a graduate assistant (tight ends) at Washington State in 1998 and the wide receivers coach at Idaho State (1999).
- In 2000, Franklin was named the wide receivers coach at Maryland under head coach Ron Vanderlinden, who would go on to coach the Penn State linebackers from 2001-13.
- Franklin continued in that role under new head coach Ralph Friedgen in 2002 and '03 and helped the Terps to three consecutive 10-win seasons, including an appearance in the 2002 FedEx Orange Bowl. In 2003, Franklin added duties as recruiting coordinator and directed back-to-back recruiting classes ranked in the Top 25 nationally. Franklin and former Nittany Lion head coach Bill O'Brien (running backs) were Maryland assistant coaches in 2003 and '04 under Friedgen.
- After five successful years at Maryland, Franklin was named wide receivers coach on Mike Sherman's Green Bay Packers staff in 2005. During that season, Green Bay ranked third in the NFL in receptions (383) and seventh in receiving yards (3,766). Donald Driver was among the top receivers in the NFL, ranking second in receptions and eighth in receiving yards, with a then-career-high 86 catches for 1,221 yards.
- Franklin served as the offensive coordinator and quarterbacks coach at Kansas State during the 2006-07 seasons under head coach Ron Prince. In 2006, he helped the Wildcats to their first winning season in four years. Franklin coached quarterback Josh Freeman and oversaw an offense that produced a 3,000-yard passer (Freeman), 1,500-yard receiver (All-American wide receiver Jordy Nelson) and 1,000-yard rusher (James Johnson) during the 2007 season, a first in school history. Freeman would go on to become the Wildcats' highest NFL offensive draft pick since 1954 when the Tampa Bay Buccaneers selected him 17th overall in the 2009 NFL Draft.
- Franklin returned to Maryland in 2008 as the Terps' assistant head coach and offensive coordinator. He helped the Terrapins to victories in the 2008 Humanitarian Bowl and the 2010 Military Bowl. The 2010 squad was among the national leaders in scoring offense at 32.2 points per game and was led by ACC Rookie of the Year quarterback Danny O'Brien. He threw for 2,438 yards, 22 touchdowns and only eight interceptions in 2010, with All-ACC receiver Torrey Smith making 67 catches for 1,055 yards and 12 scores.
- In 1998, Franklin began his participation in the NFL's Minority Coaching Fellowship Program, starting with a stint with the Miami Dolphins and working with Hall of Fame quarterback Dan Marino. Franklin also worked with Donovan McNabb of the Philadelphia Eagles (1999) and Minnesota Vikings (2008) in the NFL program.

PLAYING CAREER

- Franklin was a four-year letterman at quarterback and a two-time All-PSAC selection at East Stroudsburg.
- He set seven school records as a senior to earn team MVP honors and was a Harlon Hill Trophy nominee as the NCAA Division II Player of the Year.
- Among the season records he set were for total offense (3,128 yards), passing yards (2,586) and touchdown passes (19).
- Franklin graduated having broken or tied 23 school records.
- Franklin will be inducted into the East Stroudsburg Athletics Hall of Fame Oct. 15, 2016.

PERSONAL

- Franklin graduated from East Stroudsburg in 1995 with a degree in psychology and earned a master's degree in educational leadership from Washington State University.
- Franklin graduated from Neshaminy High School in Langhorne.
- Franklin and his wife, Fumi, have two daughters, Shola and Addison.



@PennStateFBall



PSUfball

2016


PSUnvaled.com

GoPSUsports.com

OPPONENT TRACKER




KENT STATE *kentstatesports.com*
OVERALL: 0-1 **MAC:** 0-0
THIS WEEK: host North Carolina A&T
LAST WEEK: L, 13-33, at Penn State



PITT *pittsburghpanthers.com*
OVERALL: 1-0 **ACC:** 0-0
THIS WEEK: host Penn State
LAST WEEK: W, 28-7, Villanova



TEMPLE *owlsports.com*
OVERALL: 0-1 **AAC:** 0-0
THIS WEEK: host Stony Brook
LAST WEEK: L, 13-28, Army



MICHIGAN *mgoblue.com*
OVERALL: 1-0 **B1G:** 0-0 (East)
THIS WEEK: host UCF
LAST WEEK: W, 63-13, Hawaii




MINNESOTA *gophersports.com*
OVERALL: 1-0 **B1G:** 0-0 (West)
THIS WEEK: host Indiana State
LAST WEEK: W, 30-23, Oregon State



MARYLAND *umterps.com*
OVERALL: 1-0 **B1G:** 0-0 (East)
THIS WEEK: at FIU
LAST WEEK: W, 52-13, Howard




OHIO STATE *ohiostatebuckeyes.com*
OVERALL: 1-0 **B1G:** 0-0 (East)
THIS WEEK: host Tulsa
LAST WEEK: W, 77-10, Bowling Green




PURDUE *purduesports.com*
OVERALL: 1-0 **B1G:** 0-0 (West)
THIS WEEK: host Cincinnati
LAST WEEK: W, 45-24, Eastern Kentucky



IOWA *hawkeyesports.com*
OVERALL: 1-0 **B1G:** 0-0 (West)
THIS WEEK: host Iowa State
LAST WEEK: W, 45-21, Miami (Ohio)



INDIANA *iuhoosiers.com*
OVERALL: 1-0 **B1G:** 0-0 (East)
THIS WEEK: host Ball State
LAST WEEK: W, 34-13, at FIU



RUTGERS *scarletknights.com*
OVERALL: 0-1 **B1G:** 0-0 (East)
THIS WEEK: host Howard
LAST WEEK: L, 13-48, at Washington



MICHIGAN STATE *msuspartans.com*
OVERALL: 1-0 **B1G:** 0-0 (East)
THIS WEEK: Off
LAST WEEK: W, 28-13, Furman

NATIONAL POLLS

AP (Week 2)

1.	Alabama (54)	1-0	1518
2.	Clemson (2)	1-0	1416
3.	Florida State (4)	1-0	1413
4.	Ohio State	1-0	1324
5.	Michigan (1)	1-0	1261
6.	Houston	1-0	1243
7.	Stanford	1-0	1140
8.	Washington	1-0	884
9.	Georgia	1-0	877
10.	Wisconsin	1-0	759
11.	Texas	1-0	743
12.	Michigan State	1-0	722
13.	Louisville	1-0	686
14.	Oklahoma	0-1	664
15.	TCU	1-0	635
16.	Iowa	1-0	588
17.	Tennessee	1-0	573
18.	Notre Dame	0-1	528
19.	Ole Miss	0-1	493
20.	Texas A&M	1-0	477
21.	LSU	0-1	423
22.	Oklahoma State	1-0	409
23.	Baylor	1-0	296
24.	Oregon	1-0	242
25.	Miami	1-0	137

Others receiving votes: Florida 117, UCLA 62, Boise State 50, Utah 43, San Diego State 37, North Carolina 23, Nebraska 13, Auburn 13, **Pittsburgh 7**, BYU 5, Navy 2, West Virginia 1, Colorado 1

USA TODAY/COACHES (Week 2)

1.	Alabama (62)	1-0	1598
2.	Clemson (2)	1-0	1513
3.	Florida State	1-0	1454
4.	Ohio State	1-0	1424
5.	Stanford	1-0	1284
6.	Michigan	1-0	1261
7.	Houston	1-0	1213
8.	Michigan State	1-0	1027
9.	Georgia	1-0	934
10.	Iowa	1-0	797
11.	Washington	1-0	782
12.	TCU	1-0	719
13.	Oklahoma	0-1	707
14.	Tennessee	1-0	657
15.	Louisville	1-0	635
16.	Wisconsin	1-0	583
17.	Oklahoma State	1-0	555
18.	Ole Miss	0-1	534
19.	Baylor	1-0	481
20.	Texas	1-0	439
21.	Notre Dame	0-1	426
22.	LSU	0-1	418
23.	Oregon	1-0	385
24.	Texas A&M	1-0	302
25.	Florida	1-0	182

Others receiving votes: Miami 108, North Carolina 62, Utah 61, Boise State 52, UCLA 38, Nebraska 37, Arkansas 21, Auburn 16, BYU 15, San Diego State 12, Western Kentucky 11, Navy 10, **Pittsburgh 9**, West Virginia 8, NC State 7, USC 6, South Florida 5, Duke 4, South Alabama 3, Southern Mississippi 2, Toledo 1, Colorado 1, Appalachian State 1

PENN STATE IN THE POLLS

Date	AP	COACHES
Preseason	-	-
Week 2 (9/6)	-	-
Week 3 (9/12)		
Week 4 (9/19)		
Week 5 (9/26)		
Week 6 (10/3)		
Week 7 (10/10)		
Week 8 (10/17)		
Week 9 (10/24)		
Week 10 (10/31)		
Week 11 (11/7)		
Week 12 (11/14)		
Week 13 (11/21)		
Week 14 (11/28)		
Week 15 (12/5)		
Week 16 (Pre Bowl)		

COLLEGE FOOTBALL PLAYOFF

In 2016, the College Football Playoff Selection Committee will issue its first rankings on Tuesday, November 1. The dates for the rankings are as follows:

- November 1
- November 8
- November 15
- November 22
- November 29
- December 4 (Selection Day and Playoff Semifinal teams announced)

Home Game

Away Game

SERIES NOTES

HEAD COACH PAT NARDUZZI

- In his debut campaign at Pitt in 2015, Pat Narduzzi led the Panthers to an 8-4 regular-season record, their best 12-game mark since 2009, and a Military Bowl invitation. Pitt finished as the runner-up in the ACC Coastal Division with a 6-2 mark, its best conference record ever.
- Narduzzi arrived at Pitt following eight years as the defensive coordinator at Michigan State. Under his direction, the Spartans were the only team to rank in the nation's top 10 in total defense and rushing defense each season from 2011-14.
- In 2013, Narduzzi was named the recipient of the prestigious Broyles Award, annually presented to the country's top assistant coach.
- Prior to Michigan State, notable stops for Narduzzi included three years (2004-06) as defensive coordinator under Mike Dantonio at Cincinnati and one year as the defensive coordinator at Miami (Ohio).
- Narduzzi was a starting linebacker under his father, the late Bill Narduzzi, as a freshman at Youngstown State University in 1985 before transferring to Rhode Island, where he became a three-year starter for the Rams from 1987-89.

SCOUTING THE PANTHERS

- Pitt beat Villanova in its opener, 28-7. The lone Nova score was a fumble return. Pitt's Quadree Henderson returned a kickoff 96 yards for a touchdown.
- The Panthers' offensive front has produced a 1,000-yard rusher each of the past two seasons. James Conner rushed for 1,765 yards in 2014 but suffered a knee injury in the 2015 opener and was then diagnosed with cancer. Qadree Ollison filled in admirably rushing for 1,121 yards to earn ACC Rookie of the Year honors.
- Conner recovered from the knee injury and beat the cancer. He returned to action last week and scored a pair of touchdowns and totaling 69 all-purpose yards.
- On defense, Pitt returns defensive end Ejuan Price, who was named All-ACC last year after totaling 19.5 tackles for loss and 11.5 sacks. Price led the ACC and ranked eighth nationally in sacks per game (0.88 avg.).
- Pitt went 8-5 last season, and went 8-4 during the regular season after going 6-6 each of the prior four years (2011-14).

TOP PERFORMANCES - PENN STATE

Rushing

Lydell Mitchell	21 for 181 yds ('71)
Curtis Enis	20 for 85, 2 TD ('97)

Passing

Mike McQueary	21-of-36, 366 yds, 1 TD ('97)
Doug Strang	14-of-23, 246 yds, 2 TD ('83)

Receiving

Joe Jurevicius	7 for 108 yds ('97)
O.J. McDuffie	8 for 112 yds ('92)
David Daniels	9 for 119 yds, 1 TD ('90)
Kenny Jackson	5 for 158 yds ('81)

TOP PERFORMANCES - PITT

Rushing

Bryan Thomas	31 for 143 yds, 1 TD ('82)
Tony Dorsett	38 for 224 yds ('76)

Passing

Alex Van Pelt	27-of-64, 324 yds ('91)
John Congemi	16-of-22, 204 yards, 3 TD ('84)

Receiving

Olanda Truitt	15 for 117, 1 TD ('90)
Bill Wallace	10 for 173 yds ('83)

SERIES RECORD

The Nittany Lions have met the Panthers more than any other opponent - 96 times - with Penn State owning a 50-42-4 series advantage. The teams first met in 1893 and played every season from 1900-31 and 1935-92, often in a compelling final game of the regular season. The teams did not meet from 1993-96, when Penn State began play in the Big Ten Conference, and then played a four-game series from 1997-2000, with the Nittany Lions winning the 1997-99 contests on the field.

Year	Site	Result	Year	Site	Result
1893	Home	PSU, 32-0	1951	Away	Pitt, 13-7
1896	Home	PSU, 10-4	1952	Away	PSU, 17-0
1900	Neutral	PSU, 12-0	1953	Away	PSU, 17-0
1901	Neutral	PSU, 37-0	1954	Away	PSU, 13-0
1902	Home	PSU, 27-0	1955	Home	Pitt, 20-0
1903	Away	PSU, 59-0	1956	Away	Tie, 7-7
1904	Away	Pitt, 22-5	1957	Away	Pitt, 14-13
1905	Away	PSU, 6-0	1958	Away	PSU, 25-21
1906	Away	PSU, 6-0	1959	Away	Pitt, 22-7
1907	Away	PSU, 6-0	1960	Away	PSU, 14-3
1908	Away	PSU, 12-6	1961	Away	PSU, 47-26
1909	Away	PSU, 5-0	1962	Away	PSU, 16-0
1910	Away	Pitt, 11-0	1963	Away	Pitt, 22-21
1911	Away	Pitt, 3-0	1964	Home	PSU, 28-0
1912	Away	PSU, 36-0	1965	Away	Pitt, 30-27
1913	Away	Pitt, 7-6	1966	Away	PSU, 48-24
1914	Away	Pitt, 13-3	1967	Home	PSU, 42-6
1915	Away	Pitt, 20-0	1968	Away	PSU, 65-8
1916	Away	Pitt, 31-0	1969	Away	PSU, 27-7
1917	Away	Pitt, 28-6	1970	Home	PSU, 35-15
1918	Away	Pitt, 28-6	1971	Home	PSU, 55-18
1919	Away	PSU, 20-0	1972	Home	PSU, 49-27
1920	Away	Tie, 0-0	1973	Home	PSU, 35-15
1921	Away	Tie, 0-0	1974	Neutral	PSU, 31-10
1922	Away	Pitt, 14-0	1975	Neutral	PSU, 7-6
1923	Away	Pitt, 20-3	1976	Neutral	Pitt, 24-7
1924	Away	Pitt, 24-3	1977	Away	PSU, 15-13
1925	Away	Pitt, 23-7	1978	Home	PSU, 17-10
1926	Away	Pitt, 24-6	1979	Home	Pitt, 29-14
1927	Away	Pitt, 30-0	1980	Home	Pitt, 14-9
1928	Away	Pitt, 26-0	1981	Away	PSU, 48-14
1929	Away	Pitt, 20-7	1982	Home	PSU, 19-10
1930	Away	Pitt, 19-12	1983	Away	Tie, 24-24
1931	Home	Pitt, 41-6	1984	Home	Pitt, 31-11
1935	Away	Pitt, 9-0	1985	Away	PSU, 31-10
1936	Away	Pitt, 34-7	1986	Home	PSU, 34-14
1937	Away	Pitt, 28-7	1987	Home	Pitt, 10-0
1938	Away	Pitt, 26-0	1988	Home	Pitt, 14-7
1939	Home	PSU, 10-0	1989	Away	PSU, 16-13
1940	Away	Pitt, 20-7	1990	Home	PSU, 22-17
1941	Away	PSU, 31-7	1991	Away	PSU, 32-20
1942	Home	PSU, 14-6	1992	Home	PSU, 57-13
1943	Away	PSU, 14-0	1997	Home	PSU, 34-17
1944	Away	Pitt, 14-0	1998	Away	PSU, 20-13
1945	Away	Pitt, 7-0	1999	Home	PSU, 20-17
1946	Away	Pitt, 14-7	2000	Away	Pitt, 12-0
1947	Away	PSU, 29-0			
1948	Away	Pitt, 7-0			
1949	Away	Pitt, 19-0			
1950	Neutral	PSU, 21-20			

LAST MEETING

PITT ENDS SKID AGAINST PENN STATE, 12-0

The Penn State defense limited Pittsburgh to just one touchdown, but the offense struggled as the Panthers claimed a 12-0 win at Three Rivers Stadium. The win snapped the Nittany Lions' seven-game winning streak against Pittsburgh.

Penn State limited the Panthers to 107 yards rushing, but allowed 272 passing, including completions of 39, 62 and 51 yards. Penalties and dropped passes plagued Penn State. On the Lions' first possession, a 22-yard completion from Rashard Casey to Kenny Watson to the Pittsburgh 13-yard line was wiped out by offensive pass interference and the Lions later punted.


After a scoreless first quarter, the Panthers' Nick Lotz kicked a 29-yard field goal for a 3-0 halftime lead, marking the lowest scoring first half between the rivals since the Panthers led 3-0 en route to a 10-0 win in 1987. The combined three points at halftime was the lowest total in a Penn State game since the Lions led Alabama 3-0 at intermission en route to a 9-0 win in 1990.

On the second play of the second half, Pitt quarterback Jon Turman hit Rod Rutherford, who weaved his way past seven Lion defenders for a 62-yard score. Bruce Branch intercepted the two-point conversion pass, keeping the lead at 9-0 with more than 29 minutes to play.

A 19-yard pass from Casey to Tony Stewart, Penn State's longest play of the game, got the Lions moving on their ensuing possession. Five consecutive Larry Johnson carries took the ball to the Pittsburgh 34, but three plays later Johnson fumbled and the Panthers recovered at their own 29.

The Lions couldn't capitalize on the miscue, but on Pittsburgh's next possession, Shamar Finney grabbed his second interception of the season, returning it 13 yards to the Panther 40. David Kimball's 50-yard field goal attempt had plenty of distance but was wide right.

Early in the fourth quarter, Casey was intercepted at the Lion 40 and Lotz connected on a 39-yard field goal for a 12-0 lead with 8:38 to play. It would be the game's last score.



TEAM STATISTICS

	PSU	Pitt
First Downs	15	15
Rushing Yards	64	107
Passing Yards	161	272
Passing (C-A-Int)	18-36-1	11-19-1
Total Offense	225	379
Fumbles (#-Lost)	1-1	2-1
Penalties (#-Yards)	6-73	7-55
Possession Time	28:38	31:22
Touchdowns	0	1
Field Goals	0	2

GAME LEADERS

* Top performers from each school based on yardage.

PENN STATE

Rushing

Eric McCoo	9 or 41 yds
Larry Johnson	9 for 33 yds

Passing

Rashard Casey	17-of-34 for 159 yds
	0 TD/1 INT

Receiving

Eddie Drummond	8 for 54 yds
Tony Stewart	3 for 44 yds

PITTSBURGH

Rushing

Kevan Barlow	23 for 99 yds
Rod Rutherford	6 for 32 yds

Passing

John Turman	11-of-19 for 272 yds
	1 TD/1 INT

Receiving

Antonio Bryant	3 for 70 yds
Lousaka Polite	3 for 40 yds

OTHER

Date	Sept. 16, 2000
Location	Pittsburgh, Pa.
Stadium	Three Rivers Stadium
Attendance	61,221
Penn State	1-3
Pittsburgh	4-0

RECORD BREAKDOWN

Overall Record	1-0
Day Games	1-0
Night Games (6 p.m. or later)	0-0
TV Games	0-0
BTN	1-0
ESPN	0-0
Scoring First	0-0
Opponent Scoring First	1-0
Leading at the Half	1-0
Trailing at the Half	0-0
Tied at the Half	0-0
Leading after Third Qtr.	1-0
Trailing after Third Qtr.	0-0
Tied after Third Qtr.	0-0
Overtime Games	0-0
Scoring less than 20 pts.	0-0
Scoring 20-29 points	0-0
Scoring 30-39 Points	1-0
Scoring 40+ Points	0-0
Allowing 10 points or less	0-0
Allowing 11-20 points	1-0
Allowing 21-30 points	0-0
Allowing 31+ points	0-0
Rushing for less than 100 yds	0-0
Rushing for 100-199 yds	1-0
Rushing for 200-299 yds	0-0
Rushing for 300+ yds	0-0
Passing for less than 200 yds	0-0
Passing for 200-299 yds	1-0
Passing for 300-399 yds	0-0
Passing for 400+ yds	0-0
Totalling less than 300 yds total offense	0-0
300-399 yds of total offense	1-0
400-499 yds of total offense	0-0
500+ yds of total offense	0-0
Allowing less than 100 yds rushing	0-0
Allowing more than 100 yds rushing	1-0
Allowing less than 300 yds total offense	1-0
Allowing 300+ yds total offense	0-0
Having a 100-yd rusher	1-0
Having two 100-yd rushers	0-0
Not having a 100-yd rusher	0-0
Opp. having a 100-yd rusher	0-0
No turnovers	0-0
1-3 turnovers	1-0
3+ turnovers	0-0
No takeaways	0-0
1 or 2 takeaways	0-0
3 or more takeaways	1-0
More than 30:00 of possession	0-0
Less than 30:00 of possession	1-0

PENN STATE'S WINS VS. LOSSES (AVG.)

	Wins	Losses
Points Scored	33	
First Downs	19	
Total Offense	354	
Rushing Yards	145	
Passing Yards	209	
Time of Possession	27:04	
3rd Down Conv. Pct.	35.7%	
Points Allowed	13	
Total Offense Allowed	279	
Rushing Yds Allowed	150	
Passing Yds Allowed	129	

PITT NOTES

LIONS & PANTHERS MEET FOR THE FIRST TIME SINCE 2000

- It is the first game of a four-game home-and-home series dubbed the Keystone Classic presented by Peoples Natural Gas.
- The Nittany Lions have met the Panthers more than any other opponent – 96 times – with Penn State owning a 50-42-4 series advantage.
- The teams first met in 1893 and played every season from 1900-31 and 1935-92, often in a compelling final game of the regular season.
- The teams did not meet from 1993-96, when Penn State began play in the Big Ten Conference, and then played a four-game series from 1997-2000, with the Nittany Lions winning the 1997-99 contests.
- The Panthers won the last meeting, 12-0, in Three Rivers Stadium in 2000.
- Penn State owns a 17-6 record against Pitt in State College, while the Panthers have a 35-28-4 advantage in games played on their home field.
- Penn State leads, 5-1, in neutral site games, the majority of which were played in Pittsburgh.

VERSUS PENNSYLVANIA SCHOOLS

- Against the two other current FBS schools, Pitt (50-42-4) and Temple (39-4-1), Penn State owns a combined 89-46-5 record.
- The 89 wins account for 10.4 percent of Penn State's 857 all-time wins.
- Penn State owns a 166-95-12 record all-time against current NCAA Division I teams in Pennsylvania.
- That figure includes current FCS teams Bucknell (28-10-0), Lafayette (10-5-1), Lehigh (16-6-1), Penn (18-25-4) and Villanova (5-3-1). However, Penn State has not played any of those teams since last playing Penn in 1958.

NITTANY LIONS FROM METRO PITTSBURGH

Penn State has eight Nittany Lions from the Pittsburgh area on its roster. **Gregg Garrity** is the only one in the group in his senior year of eligibility.

- **S Troy Apke** – Mt. Lebanon/Mount Lebanon
- **TE/H Nick Bowers** – Kittanning/Kittanning Senior
- **WR Gregg Garrity** – Pittsburgh/North Allegheny
- **T Sterling Jenkins** – Pittsburgh/Baldwin
- **S John Petrishen** – Lower Burrell/Pittsburgh Central Catholic
- **RB Miles Sanders** – Pittsburgh/Woodland Hills
- **DT Brenon Thrift** – Monroeville/Gateway
- **K/P Jordan Wombacker** – Hermitage/Hickory
- **OL coach Matt Limegrover** - Pittsburgh
- **Off. coord./QB coach Joe Moorhead** - Pittsburgh
- **Asst. head coach/CB coach Terry Smith** - Aliquippa

PENN STATE-PITT CONNECTIONS

- Penn State senior WR **Greg Garrity** and Pitt sophomore LB Elijah Zeise played together at North Allegheny.
- Penn State sophomore S **John Petrishen** and Pitt freshman DB Daman Hamilton, freshman DB Bricen Garner, senior LS Pat Quirin and freshman DL Rashad Wheeler all played together at Pittsburgh Central Catholic.
- Penn State freshman RB **Miles Sanders** and Pitt senior DL Ejuan Price both attended Woodland Hills.
- Penn State junior DT **Brenon Thrift** and Pitt senior TE Jaymar Parrish played together at Gateway High School. Both played for Penn State assistant head coach and cornerbacks coach Terry Smith, who was the head coach at Gateway from 2002-12.
- Penn State freshman QB **Jake Zembiec** and Pitt freshman LS Conrad Brake played together at Aquinas Institute (N.Y.).
- Penn State junior CB **Grant Haley's** parents met attending Pittsburgh's School of Medicine. Haley's mother, Carla Neal-Haley, attended Penn State and was a member of the track and field team.
- Apke's father, Steve, played football at Pitt, and his mother, Susan, was a track and field athlete for the Panthers.

COACHING STAFF CONNECTIONS

- Penn State offensive coordinator **Joe Moorhead** is from Pittsburgh and was a graduate assistant for the Panthers from 1998-99.
- Penn State co-defensive coordinator and safeties coach **Tim Banks** and Pitt tight ends coach Tim Salem were on the same staff at Illinois from 2012-14.
- Banks and Pitt head strength and conditioning coach Dave Andrews were on the same staff at Cincinnati from 2010-11 and Illinois from 2012-13.
- Pitt head coach Pat Narduzzi faced Penn State as Michigan State's defensive coordinator from 2007-14.
- Pitt offensive coordinator Matt Canada followed Penn State offensive line coach **Matt Limegrover** in the same role at Northern Illinois (2011) after Limegrover departed for the same position at Minnesota.
- Canada is also familiar with the Big Ten serving as the offensive coordinator for Wisconsin in 2012 and as Indiana's quarterbacks coach from 2004-10.
- Pitt cornerbacks coach Renaldo Hill faced the Nittany Lions as a three-year starter at corner back for Michigan State (1998-2000).
- Pitt offensive line coach John Peterson is familiar with the Big Ten after spending the 2004-11 seasons as Ohio State's tight ends coach.

TAKING ON THE NEIGHBORS

- For the second consecutive year, Penn State is playing five FBS teams that are within a 250-mile drive (based on Google Maps from stadium to stadium). Prior to last season, Penn State had not played five FBS teams within the 250-mile radius since 1992, the season prior to joining the Big Ten.
- The only FBS teams Penn State has not played since 2012 within the radius are Pitt and West Virginia. The Mountaineers are on Penn State's schedule in 2023 and 2024.
- The last time Penn State did not play any of its nearest neighbors was 2005.
- Since joining the Big Ten in 1993, Penn State is 33-3 against FBS teams within 250 miles.
- All-time, Penn State is 280-110-17 against its current FBS regional foes.
- Penn State will play four nearby teams in each of the next three seasons.
- Penn State is facing Pitt and Temple in the same season for the first time since 1997.

Distance	Team	Last Played	Result
139 Miles	Pittsburgh	Sept. 16, 2000	L, 0-12
181 Miles	West Virginia	Oct. 24, 1992	W, 40-26
198 Miles	Temple	Sept. 5, 2015	L, 10-27
198 Miles	Navy	Sept. 15, 2012	W, 34-7
199 Miles	Maryland	Oct. 24, 2015	W, 31-30
204 Miles	Buffalo	Sept. 12, 2015	W, 27-14
205 Miles	Kent State	Sept. 4, 2016	W, 33-13
224 Miles	Rutgers	Sept. 19, 2015	W, 28-3
230 Miles	Syracuse	Aug. 31, 2013	W, 23-17
250 Miles	Army	Oct. 3, 2015	W, 20-14

Bold italics indicates 2016 opponent

NITTANY LIONS IN NFL VENUES

- When Penn State takes the field against Pitt at Heinz Field, it will mark the second time in last three games that Penn State has played in an NFL stadium. The Nittany Lions concluded the 2015 season in the Jacksonville Jaguars' home, EverBank Field.
- It will be Penn State's first game in the home of the Pittsburgh Steelers and the 10th current NFL venue that Penn State has played in.
- The Nittany Lions have also played in current homes of the Miami Dolphins (Sun Life Stadium), New Orleans Saints (Mercedes-Benz Superdome), New York Giants/New York Jets (MetLife Stadium), San Diego Chargers (Qualcomm Stadium), Tampa Bay Buccaneers (Raymond James Stadium) and Washington Redskins (FedEx Field).
- The Lions have played 19 bowl games in nine different venues that housed NFL teams at the time, posting a 12-7 record. The Lions have also played 38 regular season games in 13 different stadiums with permanent NFL tenants.

See NFL Stadiums on Page 14.



RIVALRY RENEWED

Penn State has many long and storied rivalries on the gridiron. The Nittany Lions have played 18 teams 20 or more times in the 130-year history of the program.

- Penn State owns a winning record against 15 of the 18 teams that they have met 20 or more times.
- Seven of the 18 teams are on the 2016 schedule; including Pitt (96 meetings), Temple (43), Maryland (37), Ohio State (31), Iowa (25), Rutgers (25) and Michigan State (30).
- Since 2012, Penn State has played or has a future meeting scheduled with 11 of the 18 teams (all of the FBS teams except Navy). Those opponents include: Army (2015), Illinois (2014-15, '18), Iowa (2016-18), Pitt (2016-19), Syracuse (2012), Temple (2014-16) and West Virginia (2023-24), while the Lions will meet yearly with Big Ten East Division opponents Maryland, Michigan State, Ohio State and Rutgers.
- Thirteen of the 18 programs are currently members of NCAA Division I FBS. Bucknell, Lehigh and Penn are in NCAA Division I FCS, while Gettysburg and Lebanon Valley are Division III programs.
- Michigan (Sept. 24) and Indiana (Nov. 12) are set to become the 19th and 20th teams Penn State has played at least 20 times. The Nittany Lions own an 18-1 record over the Hoosiers, while the Wolverines hold a 12-7 edge.

Team	Meetings	Record
Pitt	96	50-42-4
Syracuse	71	43-23-5
West Virginia	59	48-9-2
Penn ^	47	18-25-4
Temple	43	38-4-1
Maryland *	39	36-2-1
Bucknell ^	38	28-10
Navy	38	19-17-2
Ohio State *	31	13-18
Michigan State *	30	14-15-1
Gettysburg ^	28	27-0-1
Rutgers *	26	24-2
Army	26	14-10-2
Iowa *	25	13-12
Boston College	24	20-4
Lehigh ^	23	16-6-1
Illinois *	22	18-5
Lebanon Valley ^	20	20-0
...		
Indiana *	19	18-1
Michigan *	19	7-12

* - Current Big Ten team | ^ - Current Non-FBS university

DEEP THREAT DEPTH

- Wide receivers **Chris Godwin** (101) and **DaeSean Hamilton** (129) are just the second Penn State group to total 100 or more career receptions at the same time.
- Godwin's seven receptions in the season opener against Kent State pushed him over the century mark.
- The only other group in program history to do it was Derrick Williams, Deon Butler and Jordan Norwood (all played 2005-08).

PENN STATE VS. ACC

- Penn State is 150-86-10 all-time against the schools who are current members of the Atlantic Coast Conference, having played every ACC school except Duke and Virginia Tech.
- The Nittany Lions last played an ACC foe in the 2014 New Era PinStripe Bowl, defeating Boston College in overtime, 31-30.
- The most recent regular season meeting with an ACC team was the Nittany Lions' win over Syracuse in the 2013 season opener at MetLife Stadium.
- Pitt is the lone ACC opponent on Penn State's schedule through 2019. Virginia Tech is on the Lions' schedule in 2020 (away) and 2025 (home).

ACC Opponent	Record	1st Meeting	Last Meeting
Boston College	20-4	1949	2014
Clemson	0-1	1988	1988
Florida State	1-1-1	1967	2005
Georgia Tech	4-3	1921	1991
Louisville	2-0	1996	1997
Miami	7-6	1961	2001
North Carolina	0-1	1943	1943
NC State	17-2	1920	1982
Pitt	50-42-4	1893	2000
Syracuse	43-23-5	1922	2013
Virginia	5-3	1893	2012
Wake Forest	1-0	1974	1974

KEEPING KENT OUT OF THE END ZONE

- Penn State has now held Kent State without an offensive touchdown in at least the last four times that they have met (box score from 1965 is unavailable, but PSU won 21-6).
- In 2003, Kent State scored a touchdown on a defensive fumble recovery in the end zone. In 2010 and 2013, Penn State shut out the Golden Flashes.
- The Nittany Lions held Kent State scoreless in the second half in the most recent game, grabbing two interceptions (1 for TD) and recording six sacks.
- On the Golden Flashes' seven second half possessions, Penn State forced three 3-and-outs and grabbed two interceptions.

STEPPING ON TO THE FIELD

- The following six players were first time-starters against Kent State: OG **Ryan Bates**, QB **Trace McSorley**, DE **Evan Schwan**, DT **Kevin Givens**, DT **Parker Cothren**, P **Blake Gillikin**.
- The following 19 players made their first career appearances for Penn State against Kent State: DT **Tyrell Chavis**, G **Ryan Bates**, DE **Ryan Buchholz**, WR **Irvin Charles**, DT **Kevin Givens**, G/C **Steven Gonzalez**, TE/H **Jonathan Holland**, T **Sterling Jenkins**, WR **Juwan Johnson**, S **Jarvis Miller**, DE **Shareef Miller**, DT **Ryan Monk**, RB **Andre Robinson**, QB **Tommy Stevens**, CB **Garrett Taylor**, DT **Robert Windsor**, P **Blake Gillikin**, C/G **Connor McGovern**, RB **Miles Sanders**.
- Of the 19 players making their debut, 15 were redshirt freshmen and three were true freshman (Gillikin, McGovern, Sanders).

WINNINGEST PROGRAMS

In its 130th season of varsity football, Penn State has posted 857 victories to rank No. 8 in the nation. The Lions' success is not solely due to longevity though, as Penn State also ranks in the Top 10 in all-time winning percentage. As of Sept. 6, 2016.

TOTAL VICTORIES		
1. Michigan (137)	Big Ten	926
2. Notre Dame (128)	Independent	899
3. Texas (128)	Big 12	887
4. Nebraska (127)	Big Ten	881
5. Ohio State (127)	Big Ten	876
6. Alabama (122)	SEC	865
7. Oklahoma (122)	Big 12	861
8. PENN STATE (130)	Big Ten	857
9. Tennessee (120)	SEC	821
10. USC (123)	Pac-12	813

WINNING PERCENTAGE (YEARS - MIN 25 IN D1)

1. Notre Dame (128)	Independent	.733
2. Michigan (137)	Big Ten	.730
3. Boise State (49)	Mountain West	.724
4. Ohio State (127)	Big Ten	.723
5. Oklahoma (122)	Big 12	.719
6. Alabama (122)	SEC	.718
7. Texas (124)	Big 12	.710
8. USC (123)	Pac-12	.699
9. Nebraska (127)	Big Ten	.699
10. PENN STATE (130)	Big Ten	.686
11. Tennessee (120)	SEC	.681
12. Florida State (70)	ACC	.679
13. Georgia Southern (53)	Sun Belt	.650
14. LSU (123)	SEC	.649
15. Georgia (123)	SEC	.649

THE ALL-TIME AP COLLEGE FOOTBALL POLL

The Associated Press released its "All-Time AP Poll" this summer. Its formula counted poll appearances (1 point), No. 1 rankings (2 points) and AP championships (10 points). The first poll was in 1936. Entering 2016, Penn State has been ranked 589 times (53.4% of all polls), have been voted No. 1 19 times and won two AP National Championships.

1. Ohio State	Big Ten	1,112
2. Oklahoma	Big 12	1,055
3. Notre Dame	Independent	1,042
4. Alabama	SEC	993
5. USC	Pac-12	974
6. Nebraska	Big Ten	901
7. Michigan	Big Ten	894
8. Texas	Big 12	822
9. Florida State	ACC	714
10. Florida	SEC	674
11. LSU	SEC	655
12. PENN STATE	Big Ten	647
13. Miami	ACC	642
14. Tennessee	SEC	624
15. Georgia	SEC	572
16. Auburn	SEC	570
17. UCLA	Pac-12	535
18. Texas A&M	SEC	477
19. Michigan State	Big Ten	443
20. Washington	Pac-12	430
21. Arkansas	SEC	412
22. Clemson	ACC	411
23. Pittsburgh	ACC	356
24. Wisconsin	Big Ten	336
25. Iowa	Big Ten	329

AT THE START

Opponent	Coin Toss	Choice	PSU 1st Drive	Opponent 1st Drive	Game Captains
KENT STATE	KSU won	Defer - PSU received	3-and-out	3-and-out	Brandon Bell, Brian Gaia, Von Walker
at Pittsburgh					
TEMPLE					
at Michigan					
MINNESOTA					
MARYLAND					
OHIO STATE					
at Purdue					
IOWA					
at Indiana					
at Rutgers					
MICHIGAN STATE					



@PennStateFBall



PSUFBall

2016

PSUnvaled.com

GoPSUsports.com

HONORS & AWARDS

SAQUON BARKLEY, RUNNING BACK

Maxwell Award Preseason Watch List (Nat'l Player of the Year)

Doak Walker Award Preseason Watch List (Top RB)

Rotary Lombardi Preseason Watch List (Top Skill & Discipline)

Big Ten Preseason Honors List

JASON CABINDA, LINEBACKER

Bednarik Award Preseason Watch List (Nat'l Def. Player of the Year)

Butkus Award Preseason Watch List (Top LB)

Lott IMPACT Trophy Watch List (Def. Player of the Year on and off the field)

MIKE GESICKI, TIGHT END

Butkus Award Preseason Watch List (Top TE)

CHRIS GODWIN, WIDE RECEIVER

Maxwell Award Preseason Watch List (Nat'l Player of the Year)

Biletnikoff Award Preseason Watch List (Top WR)

NYEEM WARTMAN-WHITE, LINEBACKER

Butkus Award Preseason Watch List (Top LB)

BARKLEY OFF AND RUNNING

- Sophomore running back **Saquon Barkley** did not miss a beat entering 2016, as he totaled 105 yards rushing in the season opener against Kent State.
- It was his sixth 100-yard game of his career, moving him into a tie with Bob Campbell (1966-68) and Rodney Kinlaw (2007) for the 17th-most in school history.
- Barkley last had a 100-yard game in the 2015 regular season finale at Michigan State.
- Barkley moves into 35th place in the Penn State record books with 1,181 yards rushing, trailing Leroy Thompson (1,215 yards) for the 34th spot.

See Records Watch on Page 23.**BARKLEY BREAKS 1,000**

- Despite missing 2.5 games to injury and only receiving one carry in the season opener, **Saquon Barkley** led the Lions with 1,076 rushing yards in 11 games played, a Penn State freshman record.
- Barkley turned in his fifth 100-yard rushing performance of the season at Michigan State with 103 yards to break D.J. Dozier's freshman season record of 1,002 set in 1983.
- Barkley is the 43rd Nittany Lion to break 1,000 career yards rushing.
- He finished 16th on Penn State's season rushing yardage list.
- Barkley is just one of 11 Big Ten running backs to rush for 1,000 yards in his freshman season in the past 20 seasons.

B1G RBs with 1,000+ yards Rushing as Freshmen

Saquon Barkley	Penn State	2016
Justin Jackson	Northwestern	2014
James White	Wisconsin	2010
P.J. Hill	Wisconsin	2006
Tyrell Sutton	Northwestern	2005
Mike Hart	Michigan	2004
Laurence Maroney	Minnesota	2003
Maurice Claret	Ohio State	2002
Anthony Davis	Wisconsin	2001
Ron Dayne	Wisconsin	1996
Sedrick Irvin	Michigan State	1996

GODWIN CONTINUES AS TOP TARGET

- Wide receiver **Chris Godwin** continued his consistent play, catching seven passes in the season opener against Kent State.
- He has now caught at least six passes in five of his last six games, and at least four passes in 13 of his last 15 games.
- Godwin's 67 yards receiving against Kent State give him 1,489 yards for his career, and move him into 15th place in the Penn State record books. He trails Freddie Scott (1,520 yards) for 14th place.
- **See Records Watch on Page 23.**
- He has at least one catch in 26 of 27 career games and nine career games with five or more grabs.
- Godwin is just the third player in school history to register 1,000 receiving yards in a season, joining Allen Robinson (2012, 2013) and Bobby Engram (1994, 1995) as the players to accomplish the feat. It was Penn State's fifth 1,000-yard performance in a season.
- Godwin is just the sixth player in program history to have 60 catches in a season, ranking fourth on the season receptions list with 69.
- Godwin finished second on Penn State's season receiving yards list with 1,101 in 2015.
- Godwin posted five 100-yard receiving games in 2015.
- Godwin finished the season ranked 25th in FBS and second in the Big Ten in receiving yards per game (84.7) and finished 49th in FBS and fifth in the Big Ten in receptions per game (5.3).
- With 133 yards against Georgia in the TaxSlayer Bowl, Godwin became Penn State's career leader in bowl receiving yards with (273) in two games, passing Bobby Engram's 272 yards.
- Godwin owns the No. 2 (140 yards) and No. 3 (133 yards) bowl receiving yardage marks in Penn State single game bowl history.

NEW SIGNAL CALLER

- In his first career start in Penn State's season opener, sophomore quarterback **Trace McSorley** had career highs of 209 yards passing, 16 completions and 31 attempts. Previously, his highs were 142 passing yards, 14 completions and 27 attempts after entering in the second quarter against Georgia in the 2016 TaxSlayer Bowl.
- McSorley's 43-yard pass to WR **DeAndre Thompkins** in the third quarter was his career long. His previous career best heading into the Kent State game, was a 21-yard toss to **Chris Godwin** in the TaxSlayer Bowl last season.
- McSorley's 30-yard TD pass to **Mike Gesicki** was the longest TD pass of his career. He tossed a 20-yard scoring strike to **DaeSean Hamilton** vs. Georgia in the TaxSlayer Bowl.
- McSorley was named Penn State's starting quarterback during the final week of preseason camp.
- McSorley saw his first career extended action last season after Christian Hackenberg left the TaxSlayer Bowl in the second quarter due to injury. He completed 14-of-27 passes for 142 yards and two touchdown passes and was selected as Penn State's TaxSlayer Bowl MVP.
- With the departure of all-time passing leader Christian Hackenberg, Penn State was one of 10 teams that did not have an FBS start at quarterback on its roster.
- The other teams were Arizona State, Arkansas, North Carolina, NC State, Rice, USC, Utah, UMass and Big Ten foe Wisconsin.
- Hackenberg started every Penn State game the past three seasons. He did not miss multiple snaps due to injury until his final game (TaxSlayer Bowl).

ADDED DIMENSION

- Quarterback **Trace McSorley** rushed for 47 yards against Kent State, setting a career high. The total ranked second on the team only to **Saquon Barkley**.
- McSorley's rushing total was the most by a Penn State quarterback in a game since Kevin Newsome had 49 yards rushing against Eastern Illinois in 2009.

GESICKI GAINS IN NEW OFFENSE

- Offensive coordinator **Joe Moorhead** had a lot of production from the tight end position when he was the head coach at Fordham, and Penn State junior tight end **Mike Gesicki** took notice.
- It did not take Gesicki long to find his groove in the new offense as he shined against Kent State. He matched his career high of three catches, set a career high of 49 yards and caught his second career touchdown pass.

HAMILTON MOVING UP RECORD BOOKS**DaeSean Hamilton** is moving up the career charts as a Nittany Lion.

- Hamilton ranks 16th in career receiving yardage (1,488) yards and needs just 33 more yards to equal Freddie Scott (1993-95) for 15th-place all-time.
- **See Records Watch on Page 23.**
- He became the 13th Nittany Lion to reach the 100-reception milestone with two catches against Ohio State in 2015.

BLACKNALL GOES DEEP

- Sophomore wide receiver **Saeed Blacknall** led the Nittany Lions with an average of 31.0 yards per reception on eight catches in 2015, and opened the 2016 season with a 21-yard reception.
- Blacknall turned a short pass into a 59-yard reception at Michigan State to set a career long and was Penn State's longest completion of the season.
- Blacknall hauled in his second career touchdown with a 25-yard ball from Christian Hackenberg to give Penn State a 10-7 lead over Michigan in the second quarter.
- Both of Blacknall's career touchdown catches have come in Penn State White Out games (Ohio State in 2014 and Michigan in 2015).



WILD DOGS RELOADING

- Penn State led the nation in sacks a year ago but lost three defensive linemen to the NFL. Ironically enough, the very first game without the missing pieces resulted in a feat not accomplished since 2011, as seven different Nittany Lions totaled seven sacks.
- The total ranked tied for first in the nation with Stanford after Week 1.
- Penn State last registered seven sacks in a game at Northwestern in 2011.
- Defensive end **Shareef Miller** led the backfield attack against Kent State with two sacks in his very first game. The Nittany Lions led the NCAA FBS in a trio of categories last season.
- Miller's second sack forced a 3rd-and-long and senior LB **Brandon Bell** grabbed the third interception of his career on the very next play.
- In addition to his sacks, Miller also had a career-high five tackles.
- Redshirt freshman DT **Kevin Givens** made his debut and had a career-high three tackles.
- Redshirt freshman DE **Ryan Buchholz** had the first sack of his career.
- Senior DE **Evan Schwan** tied a career high with four tackles in his first collegiate start. He had four last season vs. Buffalo.
- Sophomore DT **Antoine White** had a career-high five tackles. He previously had three tackles on two occasions, the last time vs. San Diego State last year.
- Penn State also paced FBS in sacks per game as a team with a 3.54 average. This marks the first team statistical title for the Nittany Lions since leading the country in scoring offense and total offense in 1994.

STOPS BEHIND THE LINE

- Penn State also picked up where it left off in the tackles for loss category, registering 10 against Kent State in the season opener.
- The 10 TFLs ranked 15th in the country and second in the Big Ten during Week 1.
- In addition to leading the nation in sacks per game with a 3.54 average in 2015, Penn State also ranked sixth in FBS and topped the Big Ten with 8.2 tackles for loss per game.
- The 106 total TFLs were the most since 2007 (120).
- Penn State led the nation in sack yardage (344) and was second in TFL yardage (502) last season.

PICK SIX

- Sophomore CB **Amani Oruwariye** notched the first interception and first touchdown of his career early in the third quarter against Kent State.
- Prior to Oruwariye's 30-yard return, the last Penn State interception return for a touchdown was in 2014, when Grant Haley returned an interception 30 yards for a score against Temple.

FUMBLE!

- Another category where Penn State picked up where it left off from last season was fumbles, as junior S **Marcus Allen** forced the third fumble of his career and recovered the second of his career in the second quarter against Kent State. It led to a touchdown.
- Last season, Penn State's 20 forced fumbles led the country and were the most by the Nittany Lions since 1985 (24).
- Penn State ranked 11th nationally and second in the Big Ten in fumble recoveries with 12.

GODWIN ON BILETNIKOFF WATCH LIST

- Junior wide out **Chris Godwin** was named to the Biletnikoff Award preseason watch list by The Tallahassee Quarterback Club (TQC) Foundation, Inc.
- The Biletnikoff Award annually recognizes the outstanding receiver in college football. Any player, regardless of position (wide receiver, tight end, slot back, and running back) who catches a pass is eligible for the award. As such, the Biletnikoff Award recognizes the outstanding receiver, not merely outstanding wide receiver.
- Bobby Engram was the inaugural award winner in 1994 and is the only Penn Stater to claim the honor. **See Honors & Awards on Page 10.**

KNOCK ON WOOD

- Junior PK **Tyler Davis** was 2-for-2 on field goal attempts in the season opener against Kent State, and is now 10-for-10 in his career.
- Davis took over starting place kicking duties late last season and went 8-for-8 on field goals.
- He is also perfect on point after attempts (14-for-14).
- That gives Davis a 24-for-24 start to his kicking career (field goals and extra points combined), which is the best in Nittany Lion history since at least 1970.
- Davis did not play a snap of football in high school, as the former high school soccer standout and two-year member of the U.S. Soccer Development Academy was a highly-touted recruit and even named the *Chicago Sun-Times* Player of the Year as a junior. He went on to play at Bradley University, appearing in 12 contests as a freshman in 2013, scoring the game-winning, golden goal in his first career game.

GILLIKIN'S SKY

- True freshman punter **Blake Gillikin** earned starting punting duties and punted six times in the opener with an average of 47.0 yards per punt, including a long of 58 yards, which ranks as the fourth longest by a freshman punter at Penn State. **See Records Watch on Page 23.**
- His 47.0-yard punting average Week 1 ranked ninth in the nation and first in the Big Ten.
- He is the third true freshman starting punter for PSU since 1946, joining Ralph Giacommaro (1979) and **Daniel Pasquariello** (2014).
- His 47.0 game average is fourth among freshmen in Penn State history and best among true freshmen. 49.0 (2 punts) - Anthony Fera vs. Michigan, 2010
48.8 (5 punts) - Chris Gulla vs. Akron, 2014
48.7 (6 punts) - Jeremy Kapinos vs. BC, 2003
47.0 (6 punts) - Blake Gillikin vs. Kent State, 2016

TRIO NAMED TO PLAYER OF THE YEAR WATCH LISTS

- Sophomore running back **Saquon Barkley** and junior wide receiver **Chris Godwin** are among the candidates for the Maxwell Award for the National Player of the Year, while junior linebacker **Jason Cabinda** is a nominee for the Bednarik Award for the National Defensive Player of the Year.
- Penn State is tied for the national lead among all colleges and universities with its seven Maxwell Award winners. The Nittany Lions' four Bednarik Award recipients are the most of any school in the nation.
- The Maxwell Award, named in honor of Robert W. "Tiny" Maxwell, has been given to America's College Player of the Year since 1937. Maxwell's contributions to the game of football were extensive, including time as a player, a sportswriter and an official.
- The Bednarik Award has been presented to the College Defensive Player of the Year since 1995. Chuck Bednarik, former standout at Penn and with the Philadelphia Eagles, is a member of both the College Football Hall of Fame's Class of '69 and the NFL Hall of Fame's Class of '67. **See Honors & Awards on Page 10.**

GESICKI ON MACKKEY WATCH LIST

- Junior tight end **Mike Gesicki** is among the candidates for the 2016 John Mackey Award, which is given annually to the most outstanding collegiate tight end. The award is named after NFL Hall of Fame member John Mackey, who is considered to be the best to have played the tight end position.
- Gesicki is the veteran of the Penn State tight end corps after appearing in 25 of 26 games in his career. As a sophomore, he had 13 catches for 125 yards and a touchdown. He averaged 10.4 yards per game. Gesicki pulled in a career-high three catches for 14 yards against Buffalo and hauled in a 33-yard touchdown catch against Army.
- In 2014, Gesicki made 11 catches for 114 yards and was named to the BTN.com Big Ten All-Freshman team. **See Honors & Awards on Page 10.**

CLASSROOM SUCCESS

CONTINUING ACADEMIC TRADITION

- The Penn State football team continued to excel in the classroom during the 2015 fall semester with a record 56 squad members earning at least a 3.0 grade-point average.
- This marked the fifth consecutive semester (including summer sessions) the Nittany Lions have had more than 50 student-athletes with a 3.0 GPA or better.
- The 56 Lions with a 3.0 GPA or higher surpasses the mark of 55 set by the 2008 fall semester for the most 3.0s in a semester in program history.
- A total of 23 Nittany Lions posted a 3.5 GPA or higher in the fall semester, with 19 earning Dean's List recognition for having 3.5 GPA or higher with 12 credits earned in undergraduate work.
- The Nittany Lion freshmen were impressive in the fall semester with 14 posting a 3.0 or higher.
- Overall, 51 football student-athletes own a 3.0 cumulative GPA or higher after the fall semester, with 21 posting a 3.5 cumulative GPA or higher.
- The fall semester also saw 45 student-athletes improve their cumulative GPA since the 2015 spring semester.
- Additionally, 23 Nittany Lions earned Academic All-Big Ten recognition last fall.

DEGREES ON THE WALL

- Eight Penn State student-athletes have earned their undergraduate degrees already and are now working on graduate degrees.
- They are: G/C **Derek Dowrey** (journalism/telecommunications), G/C **Brian Gaia** (business management/labor and employment relations), S **Malik Golden** (telecommunications/journalism), WR **Cody Hodgins** (exercise science), C **Wendy Laurent** (economics/labor and employment relations), DE **Evan Schwan** (economics), LB **Nyeem Wartman-White** (telecommunications/journalism) and (SN) **Tyler Yazujian** (security and risk analysis).
- Yazujian was named to the CoSIDA Academic All-America second team last season.
- Penn State ranks in a tie for the 13th highest total of graduate students in the country.

Team	Grads
Virginia	15
Pittsburgh	13
Georgia Southern	11
Illinois	11
Northwestern	11
Temple	11
West Virginia	11
Iowa State	10
Middle Tennessee	10
Alabama	9
Kansas	9
Michigan State	9
Penn State	8
Baylor	8
Cincinnati	8
Minnesota	8
Syracuse	8
Arkansas	7
Arizona State	7
East Carolina	7
New Mexico	7



COMMUNITY SERVICE

LIFT FOR LIFE A SUCCESS

- Penn State football student-athletes have raised more than \$84,000 for rare disease research and patient programs since July.
- Donations to the Penn State chapter of Uplifting Athletes and Lift for Life will remain open until September 30. Fans can track the live total or donate by visiting the chapter's fundraising site at give.upliftingathletes.org/psulift2016 or by sending a donation to PJ Mullen, Director of Player Development and Community Relations at 201 Lasch Football Building, University Park, Pa 16802.
- Nearly \$1.2 million has been raised in the battle against rare diseases by Penn State Uplifting Athletes since the inaugural Lift for Life was held in 2003. The inaugural event raised just under \$13,000.
- Founded by Penn State Football teammates Scott Shirley, Dave Costlow and Damone Jones in 2003, Lift for Life has benefitted cancer research and the rare disease community. The event is organized by Penn State Football Uplifting Athletes. Penn State football team members serving as 2016 Uplifting Athletes officers are: defensive end **Garrett Sickels**, president/director of operations; offensive lineman **Ryan Bates**, director of player relations for underclassmen; linebacker **Jason Cabinda**, co-director of player logistics; offensive lineman **Tom Devenney**, secretary; quarterback **Trace McSorley**, co-director of player logistics; and offensive lineman **Andrew Nelson**, treasurer. Additionally, linebacker **Brandon Bell**, safety **Joe Berg**, offensive lineman **Brian Gaia**, wide receiver **Gregg Garrity**, cornerback **Grant Haley** and offensive lineman **Charlie Shuman** will serve on the executive committee.
- A nonprofit organization founded in 2007, Uplifting Athletes inspires the rare disease community with hope through the power of sport. A rare disease is one that affects fewer than 200,000 Americans and typically lacks financial incentive to make and market new treatments. With a network of university chapters run by current college football student-athletes that spans all major conferences, Uplifting Athletes has had an economic impact of more than \$400 million on the rare disease community. For more information about Uplifting Athletes, visit www.upliftingathletes.org.
- The Uplifting Athletes Chapters are: Penn State, Arizona, Colgate, Illinois, Penn, Northern Arizona, Northwestern, Princeton, Syracuse, Baylor, Florida State, Maryland, Notre Dame, St. Francis (Pa.), Boston College, Fordham, Nebraska, South Carolina, Washington, Clemson, NC State, Stony Brook and Georgia Tech. Each chapter is inspired by patients from approximately 7,000 rare diseases (such as ALS, Aplastic Anemia, Castleman's Disease, cystic fibrosis, Ehlers-Danlos, Ewing's Sarcoma, Fanconi Anemia, Kidney Cancer, Leukemia, MS, Neuroblastoma, pediatric brain cancer etc.).

LIONS BRING SMILES TO HERSHEY

- When a football player walks through a door, chances are he will be the strongest and toughest person in the room. But that was not the case in July. Approximately 100 members of the team and head coach James Franklin visited with several of the young patients at the Penn State Hershey Children's Hospital.
- Three bus loads made the two-hour trek across central Pennsylvania for a third consecutive year. After a rousing welcome, the Lions were able to bring smiles to the faces of many young fans as they spread out in smaller groups throughout the hospital.
- "Honestly, [the trip] makes my year," said senior defensive lineman **Evan Schwan**. "I always say, this trip and the Athlete Hour we have at THON are my favorite times of the year. Just seeing the smiles that we can put on these kids faces, even if it just makes them happy for a little bit, because they are going through so much stuff."
- Several groups of players visited with patients in their rooms in various sections of the hospital. Other groups spent time engaging with patients in the Tree House Cafe where they signed autographs, played games and helped with arts and crafts projects.

1,000 BY GROUND & IN THE AIR

- Wide receiver **Chris Godwin** and running back **Saquon Barkley** combined to accomplish a feat that only two other duos have in program history as they each surpassed the 1,000-yard marks in their respective positions.
- The pair is the third Nittany Lion tandem to have 1,000 yards receiving and 1,000 yards rushing in Penn State history, joining Allen Robinson and Zach Zwinak (2012) and Bobby Engram and Ki-Jana Carter (1994).
- Godwin had 69 catches for 1,101 yards, while Barkley rushed 182 times for 1,076 yards.
- Only two teams in the Big Ten (Penn State and Indiana) and 20 squads nationally touted a 1,000-yard receiver and a 1,000-yard rusher in 2015.
- Only seven schools are returning their 1,000-yard rusher and receiver, and Penn State, Virginia Tech and Indiana are the only schools to do it with both underclassmen:

Team	WR	RB
Penn State	Chris Godwin (So.) 1,101 rec.	Saquon Barkley (Fr.) 1,076 rush
Boise State	Thomas Sperbeck 1,412 rec.	Jeremy McNichols 1,337 rush
Indiana	Simmie Cobbs Jr. (So.) 1,035 rec.	Devine Redding (So.) 1,012 rush
N. Illinois	Kenny Golladay 1,129 rec.	Joel Bouagnon 1,285 rush
Virginia Tech	Isaiah Ford (So.) 1,164 rec.	Travon McMillen (Fr.) 1,042 rush
W. Kentucky	Taywan Taylor 1,467 rec.	Anthony Wales 1,091 rush
W. Michigan	Corey Davis 1,436 rec.	Jamauri Bogan 1,051 rush
	Daniel Braveman 1,377 rec.	

LINEBACKER U EXPECTED TO THRIVE

- Expectations remain high for Penn State's long tradition of success at linebacker, as **Jason Cabinda** and **Nyeem Wartman-White** were both named to the 2016 Butkus Award Watch List. The award, named in honor of legendary linebacker Dick Butkus, annually recognizes the nation's top collegiate linebacker.
- Cabinda and Wartman-White will be vying to become the first Nittany Lion to earn the honor since Paul Posluszny in 2005. LaVar Arrington also won the award in 1999, and five have previously been named finalists: Shane Conlan (1986), Andre Collins (1989), Brandon Short (1999), Posluszny (2006) and Dan Connor (2007).
- Cabinda garnered All-Big Ten honorable mention accolades and was an ECAC first team All-Star as a sophomore. Starting all 13 games, Cabinda led the team and was 15th in the Big Ten with 7.7 tackles per game. He had three games with 10 or more tackles last season after entering 2015 with a career high of eight tackles during his freshman season in 2014.
- Wartman-White missed most of the 2015 season after suffering an injury in the second quarter of the season opener at Temple, but was second on the team in tackles in 2014. In his last complete game, he piled up a team- and career-best 11 stops vs. Boston College in the New Era Pinstripe Bowl. His 75 tackles in 2014 more than doubled his previous career high, with his 6.2 stops per game ranking 28th in the conference.

CABINDA ON LOTT IMPACT WATCH LIST

- Junior linebacker **Jason Cabinda** is among the 42 candidates on the preseason watch list for the 13th annual Lott IMPACT Trophy.
- The Lott IMPACT Trophy honors the top defensive player in college football who makes the biggest impact for his team, both on and off the field. The award is given to a distinguished young man who represents the qualities embodied by Hall of Famer Ronnie Lott - Integrity, Maturity, Performance, Academics, Community and Tenacity.
- Penn State's Carl Nassib won the award in 2015.

See Honors & Awards on Page 10.

BARKLEY COLLECTS PRESEASON HONORS

Sophomore running back Saquon Barkley is coming off of one of the most prolific seasons by a freshman running back in Penn State history, and is being recognized accordingly entering the 2016 season.

See Honors & Awards on Page 10.

- Barkley was among the 10 players named to the Big Ten preseason honors list, as selected by the conference's media members.
- Barkley has also been named to the Maxwell Award (National Player of the Year), Doak Walker Award (nation's top running back) and Rotary Lombardi (top skill & discipline player) watch lists.
- Barkley broke the Penn State freshman (true or redshirt) record with 1,076 yards, surpassing the mark set by D.J. Dozier (1,002) in 1983. Barkley's 1,076 yards place him 16th on Penn State's season rushing chart and 40th in program history in career rushing yards. Barkley scored seven rushing touchdowns (eight overall) to tie Dozier's record for rushing scores by a freshman and had five 100-yard rushing games to equal Dozier's rookie mark.
- For his efforts, Barkley was named All-Big Ten second team, Freshman All-America by Football Writers Association of America (FWAA), Sporting News and USA Today, ECAC Rookie of the Year and Big Ten Freshman of the Year by the Big Ten Network.
- He finished 34th in FBS and third in the Big Ten with 97.8 rushing yards per game, which was skewed by having just one carry in the season opener versus Temple and missing nearly three quarters in the San Diego State game. Barkley also ranked 34th in FBS and fourth in the Big Ten in yards per carry (5.9) and was second among true freshmen running backs.
- Barkley tallied 194 rushing yards at then-No. 1 Ohio State, becoming just the second back to rush for more than 175 yards at Ohio State since 2000, joining Indiana's Tevin Coleman (228; 2014).
- With his performances against Buffalo (115 yds.) and Rutgers (195 yds.), Barkley became the first Penn State player to have back-to-back games with a 100-yard rushing quarter since Larry Johnson in 2002 (Indiana and Michigan State).

Big Ten Preseason Honorees

EAST DIVISION

Jabrill Peppers, Jr., LB/DB, Michigan
Malik McDowell, Jr., DL, Michigan State
J.T. Barrett, Jr., QB, Ohio State
Raekwon McMillan, Jr., LB, Ohio State
Saquon Barkley, So., RB, Penn State

WEST DIVISION

C.J. Beathard, Sr., QB, Iowa
Desmond King, Sr., DB, Iowa
Justin Jackson, Jr., RB, Northwestern
Anthony Walker Jr., Jr., LB, Northwestern
Corey Clement, Sr., RB, Wisconsin

O-LINE LEADS AMONG CAREER STARTS

- Penn State returned 91 career starts along the offensive line in 2016, ranking the unit as the 17th most experienced in FBS entering the season, and the second most experienced in the Big Ten (Michigan, 115).
 - **Brian Gaia** leads the unit and is tied with wide receiver **DaeSean Hamilton** for most career starts on the Nittany Lions at 26, but is seeing action at center for the first time in his career.
 - Tackles **Andrew Nelson** (22) and **Brendan Mahon** (21) also boast more than 20 starts each.
 - Entering 2015, Nelson and Angelo Mangiro led a unit with a combined 51 starts with just 13 starts apiece.
- See Career Starts on Page 16.

STINGY DEFENSE

- Penn State ranked 14th in the country in total defense, yielding an average of 324.5 yards per game in 2015.
- The Lions led the country in denying fourth down conversion attempts, as opponents were successful at a rate of just 15.4 percent in 2015.
- Penn State allowed only 38 points in the first quarter in 13 games in 2015, an average of 2.92 per game.
- The Penn State defense has been particularly stingy at home, holding 11 of its last 12 opponents to less than 300 yards of total offense.



CLASS BREAKDOWN

Penn State will once again be among schools with the fewest number of senior-eligible players.

- Penn State's current team breaks down to 51 freshmen, 26 sophomores, 28 juniors and 12 seniors.
- The Lions' 12 seniors rank tied for the second-fewest in FBS with Baylor. Only Kentucky has fewer with 11.
- The Lions had 13 seniors on last year's team, which ranked as the ninth fewest.

2016 FBS Seniors	Total
Kentucky	11
Penn State	12
Baylor	12
Minnesota	13
Old Dominion	13
Florida	13
Marshall	13
Wake Forest	13
NC State	13
Massachusetts	13
TCU	14
Wisconsin	14
USC	14

HOME SWEET HOME

With a 272-72 all-time record in Beaver Stadium, PSU boasts the eighth-best winning percentage (.791) in its current home venue amongst current FBS schools, and leads the Big Ten. Ohio State ranks 10th overall with a 424-111-20 (.782) mark in Ohio Stadium, which was built in 1922. Only Alabama (.819) and Oklahoma (.809) boast a higher winning percentage than Penn State in a facility older than Beaver Stadium.

School	Stadium Name (Opened)	Rec	Win %
1. Marshall	Joan C. Edwards Stadium (1991)	148-26	.851
2. Baylor	McLane Stadium (2014)	11-2	.846
3. Georgia Southern	Paulson Stadium (1984)	184-34	.844
4. Boise State	Albertsons Stadium (1970)	248-53	.824
5. Alabama	Bryant-Denny Stadium (1929)	245-53-3	.819
6. Houston	TDECU Stadium (2014)	13-3	.813
7. Oklahoma	Gaylord Family-Oklahoma Memorial Stadium (1923)	380-84-15	.809
8. Penn State	Beaver Stadium (1960)	272-72	.791
9. Auburn	Jordan-Hare Stadium (1939)	306-80-7	.788
10. Ohio State	Ohio Stadium (1922)	424-111-20	.782

PENN STATE VS. BIG TEN

- Penn State owns a 191-98-3 mark against Big Ten Conference teams since the Nittany Lions first opposed Ohio State in 1912.
- The Nittany Lions began play as a member of the Big Ten Conference in 1993 and have a 113-71 mark.
- Prior to joining the conference, Penn State played 107 games vs. the current Big Ten alignment and was 79-25-3 in those games.
- Maryland and Rutgers joined the Big Ten on July 1, 2014.

Opponent	Record	1st	Last
		Meeting	Meeting
Illinois	18-5	1954	2015
Indiana	18-1	1993	2015
Iowa	13-12	1930	2012
Maryland	36-2-1	1917	2015
Michigan	7-12	1993	2014
Michigan State	14-15-1	1914	2014
Minnesota	8-5	1993	2013
Nebraska	7-9	1920	2013
Northwestern	13-6	1993	2015
Ohio State	13-18	1912	2015
Purdue	13-3-1	1951	2013
Rutgers	24-2	1918	2015
Wisconsin	8-9	1953	2013

OVERTIME OVER TIME

College football introduced overtime during the bowl season in 1995 and adopted the system for regular season games in 1996.

- Since then, Penn State has played 11 overtime games, including six over the 2012-14 seasons.
- Penn State did not have overtime game in 2015, marking the first season without extra time since an overtime drought from 2007-11.
- Seven of the 11 overtime tilts have come at home, two in true road games, one in the 2006 Orange Bowl and one in the 2014 PinStripe Bowl.
- Their first two overtime contests came vs. Iowa in 2000 and 2002 at home.
- The Nittany Lions dropped their first three contests that went to the extra period, but won five straight overtime contests before falling to Nebraska on Nov. 23, 2013.
- Penn State's all-time overtime games:

Date	Opponent	Score
11/4/00	IOWA (2OT)	L, 23-26
9/28/02	IOWA	L, 35-42
10/12/02	at Michigan	L, 24-27
1/3/06	vs. Florida State (3OT) ¹	W, 26-23
10/7/06	at Minnesota	W, 28-27
11/24/12	WISCONSIN	W, 24-21
10/12/13	MICHIGAN (4OT)	W, 43-40
11/2/13	ILLINOIS	W, 24-17
11/23/13	NEBRASKA	L, 20-23
10/25/14	OHIO STATE (2OT)	L, 24-31
12/27/14	vs. Boston College ²	W, 31-30

1 - Orange Bowl, 2 - PinStripe Bowl

LIONS UNDER THE LIGHTS

After playing two games at night in 2015, Penn State will play at least three this season.

- Penn State and Ohio State are scheduled for their eighth primetime clash since 2005 and will be in primetime for a fifth consecutive year.
- This year marks the ninth time since 2000 that Penn State will play multiple night games in the same season (Ohio State, Iowa, at Rutgers).
- This season marks the 16th consecutive season Penn State has played at least one regular season night game.
- Penn State has a 42-29 record in night games, going 10-10 at home, 20-12 on the road, 1-1 at regular season neutral sites and 11-6 in bowl games.
- The Lions' night games over the past 15 seasons include: Ohio State and Rutgers (2015), Boston College (PinStripe Bowl), Ohio State, Michigan and Rutgers (2014); Ohio State, Michigan and UCF (2013); Iowa and Ohio State (2012); Northwestern (2011); Alabama, Iowa and Michigan (2010); Iowa (2009); Illinois, Wisconsin and Ohio State (2008); Notre Dame, Ohio State and Texas A&M (2007), Michigan (2006), Illinois, Ohio State and Florida State (2005), Minnesota and Boston College (2004), Nebraska (2002 and '03), Miami (Fla.) (2001) and Indiana (2000).
- On Oct. 12, 2013, the Nittany Lions claimed the longest game in Big Ten history when they edged Michigan under the lights, 43-40, in front of a sellout Beaver Stadium crowd of 107,844 on Homecoming.

NATIONAL NITS

Below is a list of Penn State players that rank among the top-100 individuals and top-50 teams in the most recent season statistical rankings. *Rankings listed NCAA/Big Ten Statistics current as of Sept. 6, 2016*

- S Marcus Allen
 - Forced Fumbles - 1 (4/3)
 - Fumbles Recovered - 1 (3/1)
- RB Saquon Barkley
 - All-Purpose - 122.0 (93/11)
 - Rush Yards Per Carry - 4.77 (99/14)
 - Rushing Yards - 105 (49/9)
 - Rushing Yards Per Game - 105.0 (48/9)
- LB Brandon Bell
 - Interceptions Per Game - 1.0 (8/2)
- DE Ryan Bucholz
 - Sacks - 1.0 (43/8)
- LB Jason Cabinda
 - Total Tackles - 11.0 (33/3)
- PK Tyler Davis
 - Field Goal Percentage - 1.000 (1/1)
 - Field Goals Per Game - 2.0 (16/2)
- WR Chris Godwin
 - Receptions Per Game - 7.0 (40/4)
- S Malik Golden
 - Passes Defended - 2.0 (19/2)
- P Blake Gillikin
 - Punting - 47.0 (9/1)
- QB Trace McSorley
 - Completions Per Game - 16.0 (70/6)
 - Passing Efficiency - 129.5 (66/7)
 - Passing Yards - 209 (61/5)
 - Passing Yards Per Game - 209.0 (60/5)
 - Passing Yards Per Completion - 13.06 (50/7)
 - Points Responsible For - 12 (76/9)
 - Pts. Responsible For Per Game - 12.0 (82/10)
 - Total Offense - 256.0 (53/3)
 - Yards Per Pass Attempt - 6.74 (73/7)
- DE Shareef Miller
 - Sacks - 2.0 (6/2)
 - Tackles For Loss - 2.0 (42/7)
- CB Amani Oruwariye
 - Interceptions Per Game - 1.0 (8/2)
- CB John Reid
 - Punt Returns - 5.5 (43/4)
- RB Miles Sanders
 - Kickoff Returns - 18.0 (70/9)
- S Nick Scott
 - Combined Kick Returns - 52 (71/7)
 - Kickoff Returns - 26.0 (27/4)
- DE Garrett Sickles
 - Sacks - 1.0 (43/8)
- LB Nyeem Wartman-White
 - Passes Defended - 2.0 (19/2)
- DT Antoine White
 - Sacks - 1.5 (36/7)
- TEAM
 - Fewest Penalties - 5 (35/7)
 - Passes Had Intercepted - 0 (1/1)
 - Sacks Allowed - 1.0 (29/6)
 - Winning Percentage - 1.000 (1/1)

NFL STADIUMS

PENN STATE REGULAR SEASON GAMES IN VENUES WITH NFL TENANTS

Sept. 10, 2016	Noon	vs. Pitt	Heinz Field
Oct. 24, 2015	W, 31-30	vs. Maryland	M&T Bank Stadium
Sept. 5, 2015	L, 10-27	at Temple	Lincoln Financial Field
Aug. 31, 2013	W, 23-17	vs. Syracuse	MetLife Stadium
Sept. 27, 2011	W, 14-10	at Temple	Lincoln Financial Field
Nov. 20, 2010	W, 41-24	vs. Indiana	FedEx Field
Nov. 10, 2007	W, 31-0	at Temple	Lincoln Financial Field
Oct. 28, 2000	W, 27-24	vs. Indiana	RCA Dome
Aug. 27, 2000	L, 5-29	vs. USC	Giants Stadium
Sept. 21, 1996	W, 41-0	vs. Temple	Giants Stadium
Aug. 25, 1996	W, 24-7	vs. USC	Giants Stadium
Sept. 23, 1995	W, 59-34	vs. Rutgers	Giants Stadium
Oct. 3, 1992	W, 38-24	vs. Rutgers	Giants Stadium
Nov. 9, 1991	W, 47-7	vs. Maryland	Memorial Stadium
Oct. 5, 1991	W, 24-7	vs. Temple	Veterans Stadium
Aug. 28, 1991	W, 34-24	vs. Georgia Tech	Giants Stadium
Nov. 11, 1989	T, 13-13	vs. Maryland	Memorial Stadium
Oct. 7, 1989	W, 17-0	vs. Rutgers	Giants Stadium
Oct. 1, 1988	W, 45-9	vs. Temple	Veterans Stadium
Nov. 7, 1987	W, 21-16	vs. Maryland	Memorial Stadium
Sept. 26, 1987	W, 27-17	vs. Boston College	Sullivan Stadium (Foxboro)
Sept. 20, 1986	W, 26-14	vs. Boston College	Sullivan Stadium (Foxboro)
Nov. 9, 1985	W, 31-10	vs. Cincinnati	Riverfront Stadium
Sept. 28, 1985	W, 17-10	vs. Rutgers	Giants Stadium
Sept. 29, 1984	L, 3-28	vs. Texas	Giants Stadium
Oct. 29, 1983	L, 17-27	vs. Boston College	Sullivan Stadium (Foxboro)
Oct. 1, 1983	W, 36-25	vs. Rutgers	Giants Stadium
Sept. 24, 1983	W, 23-18	vs. Temple	Veterans Stadium
Aug. 29, 1983	L, 6-44	vs. Nebraska	Giants Stadium
Nov. 15, 1980	W, 50-7	vs. Temple	Veterans Stadium
Oct. 20, 1979	W, 35-7	vs. Syracuse	Giants Stadium
Sept. 1, 1978	W, 10-7	at Temple	Veterans Stadium
Sept. 2, 1977	W, 45-7	vs. Rutgers	Giants Stadium
Nov. 26, 1976	L, 7-24	vs. Pitt	Three Rivers Stadium
Oct. 30, 1976	W, 31-30	vs. Temple	Veterans Stadium
Nov. 22, 1975	W, 7-6	vs. Pitt	Three Rivers Stadium
Nov. 28, 1974	W, 31-10	vs. Pitt	Three Rivers Stadium
Oct. 24, 1959	W, 20-9	vs. Illinois	Cleveland Municipal Stadium
Dec. 2, 1950	W, 21-20	at Pitt	Forbes Field
Nov. 15, 1947	W, 20-7	vs. Navy	Memorial Stadium
Oct. 31, 1941	W, 42-0	at NYU	Polo Grounds

SEASON NOTES

TEAM CAPTAINS

Seniors **Brandon Bell**, **Brian Gaia** and **Von Walker** were voted team captains for the season by their teammates. Walker is a team captain for the second consecutive year, becoming the eighth two-time captain in program history.

- Bell started 11 games last season and finished third on the team with 12.5 tackles for loss and 5.5 sacks. He also ranked sixth in the Big Ten and 32nd nationally in forced fumbles (3; 0.25 fipg). Bell opened the season on a strong note with seven tackles and a team-high 2.5 TFL against Temple. He had nine tackles in the win over Rutgers and turned in a stellar performance with his second career interception and first career fumble recovery to go along with five tackles and a sack against Michigan. Bell ended the year with a game-high 11 tackles in the TaxSlayer Bowl against Georgia.
- Gaia was the only offensive lineman to start every game last season. For his final season in the Blue & White, he is moving into the center position. Gaia has blocked for Penn State's record-setting quarterback Christian Hackenberg, as well as Penn State freshman rushing record holder Saquon Barkley. Hackenberg became the first player in program history to throw for 8,000 yards, while Barkley became just the second Penn State freshman rusher to break the 1,000-yard mark. Gaia has started 25 games in the last two seasons since moving from the defensive side of the ball after his redshirt freshman season. Gaia is a three-time Academic All-Big Ten selection.
- Walker earned a scholarship in April 2015 after two seasons as a walk-on, including a move from running back to linebacker during 2014 spring practice. Walker appeared in 13 games last season and made two starts. He tied for fifth on the team with seven special teams tackles, including a team-best six on punt coverage. Overall, Walker made 10 stops (six solo) with a forced fumble and a blocked kick. He has also excelled in the classroom, earning Academic All-Big Ten honors last year.

Penn State Two-Time Captains

George Linsz (1887, 1888)
Bob Higgins (1917, 1919)
Bas Gray (1924, 1925)
Mike Reid (1968, 1969)
Steve Smear (1968, 1969)
Paul Posluszny (2005, 2006)
Christian Hackenberg (2014, 2015)
Von Walker (2015, 2016)

EIGHT BOWL TEAMS HIGHLIGHT SCHEDULE

- The Nittany Lions will face eight teams that participated in a bowl game during the 2015 campaign.
- Michigan bested Florida, 41-7, in the Buffalo Wild Wings Citrus Bowl; Minnesota defeated Central Michigan, 21-14, in the Quick Lane Bowl; and Ohio State topped Notre Dame, 44-28, in the Fiesta Bowl.
- Michigan State earned the No. 3 seed in the College Football Playoff and lost to Alabama, 38-0, in the Cotton Bowl.
- Pitt fell to Navy, 44-28, in the Military Bowl; Temple dropped a 32-17 decision to Toledo in the Marmot Boca Raton Bowl; Iowa lost to Stanford, 45-16, in the Rose Bowl; and Indiana suffered an overtime loss to Duke, 44-41, in the New Era Pinstripe Bowl.
- The Lions' slate features five teams that won at least 10 games in 2015, including three teams with 12 wins.

NINE GAME BIG TEN SLATE RETURNS

- The 2016 season marks the return of a nine-game Big Ten Conference schedule.
- Penn State and the other members of the East Division will host five conference home games in 2016 and even-numbered years, while teams from the West Division will host five conference home games during odd-numbered years.
- As a result of the nine-game conference schedule and the Big Ten's schedule rotation, every student-athlete will have the opportunity to play against every other team in the conference at least once during a four-year period.
- The Big Ten is returning to a nine-game conference schedule for all teams for the first time since the 1983 and 1984 seasons.

PENN STATE IN 24TH BIG TEN SEASON

- After 106 years as an independent in football, Penn State began play in the Big Ten Conference in 1993 and is playing its 24th season in the conference. The Nittany Lions were Big Ten Champions in 1994, beating Oregon to win the 1995 Rose Bowl, and played USC in the 2009 Rose Bowl.
- The Nittany Lions begin their nine-game Big Ten slate on the road at Michigan, Sept. 24.
- Penn State's next three games will be in Beaver Stadium, hosting non-divisional foe Minnesota (Oct. 1) and then hosting East Division foes Maryland (Oct. 8) and following a bye week in yet another primetime clash, Ohio State (Oct. 22).
- Penn State will also host West Division member Iowa (Nov. 5) and Michigan State (Nov. 26).
- In addition to Michigan, the road slate includes a non-division matchup at Purdue (Oct. 29) and trips to Indiana (Nov. 12) and Rutgers (Nov. 19).

ALL-BIG TEN RETURNERS

- Offensively, running back **Saquon Barkley** was selected to the All-Big Ten second team by the coaches and media in 2015, while wide receiver **Chris Godwin** was a second team pick by the media and third team selection by the coaches. Wide out **DaeSean Hamilton** also garnered All-Big Ten honorable mention accolades from the media.
- Defensively, safety **Marcus Allen**, linebacker **Jason Cabinda** and cornerback **Grant Haley** return after garnering honorable mention accolades.

FORTY LETTERWINNERS RETURN

- Penn State returns 40 lettermen from last year's TaxSlayer Bowl squad – 19 on defense, 16 on offense, and five on special teams.
- Of the 40, 31 have starting experience – 12 on defense, 14 on offense and five on special teams.
- The Nittany Lions lost the services of 19 lettermen – nine on defense and 10 on offense.

SIXTEEN STARTERS RETURNING

- The Nittany Lions return 16 starters – eight on offense, five on defense and three on special teams.
- Fifteen additional Penn Staters have starting experience – six on offense, seven on defense and two on special teams.
- Among the returning starters are Freshman All-American running back **Saquon Barkley**, All-Big Ten second team selection **Chris Godwin** and All-Big Ten honorable mention choices **Marcus Allen**, **Jason Cabinda**, **Grant Haley** and **DaeSean Hamilton**.

PENN STATE NUMBER CHANGES

Several Nittany Lions are wearing new numbers in 2016, including **Irvin Charles** (11), **Desi Davis** (38), **Jan Johnson** (36), **Jarvis Miller** (9), **Ryan Monk** (91), **Nick Scott** (4), **Zach Simpson** (64) and **Tommy Stevens** (2).

NITTANY LION POSITION CHANGES

The Penn State players who are playing new positions in 2016 are: **Curtis Cothran** (DE to DT), **Kevin Givens** (DE to DT), **Nick Scott** (RB to S) and **Johnathan Thomas** (RB to LB).

HOME SUCCESS

With six victories in seven home games last season, the Nittany Lions enjoyed their best home season since 2008 when they went 7-0. The Lions started 6-0 at home for the fourth time since 2000 (2005, 2007, 2008, 2015).

ANOTHER SELLOUT FOR PENN STATE'S UNRIVALED STUDENT SECTION

- The Penn State Student Section presented by The Apartment Store sold out more than 21,200 tickets, highlighted by the junior and sophomore classes that sold out in less than an hour.
- Student tickets have consistently sold out for four decades, showing the passion and dedication of Penn State students year-in and year-out.
- More than 21,200 student football season tickets were to become part of what ESPN The Magazine called "The Nation's No. 1 Student Section."



SEATS FOR SERVICEMEMBERS

- Active duty, Guard and Reserve military, veterans, and fallen and Gold Star families are now able to apply online for free donated tickets to the Penn State -- Iowa game on Saturday, Nov. 5 as part of the Seats for Servicemembers program.
- In its fifth year, the program honors the commitment and sacrifices of veterans, families and loved ones by providing tickets at no cost to active and retired Servicemembers, as well as a complimentary pregame tailgate at Bryce Jordan Center. Penn State supporters, alumni, and business donations have graciously made this possible.
- Made possible by Penn State supporters, 7,500 tickets will be available for military members and veterans, their families and loved ones to request here to sign up for free tickets on a first-come, first-served basis to the Nov. 5 game.
- All active duty, Guard and Reserve military, veterans, and fallen and Gold Star families are eligible to redeem one complimentary ticket for themselves and three additional complimentary seats for immediate family members. Additionally, all qualifying individuals are eligible to purchase up to five additional tickets for a discounted rate of just \$35 per person. There will be 7,500 tickets available to be distributed at this point -- all sign-ups are simply requests until confirmed via email by Penn State Athletics.
- Supporters can still purchase Seats for Servicemembers tickets that will be distributed to military by clicking here or calling 1-800-NITTANY, Monday -- Friday between 8 a.m. and 5 p.m. Tickets for the Seats for Servicemembers program are \$35 per Servicemember.
- Penn State hosted 8,000 military members for the game against Army West Point last season.

PENN STATE SEASON OPENERS

Penn State opened its 130th season on a winning note, as the Nittany Lions improved to 107-21-2 in opening games.

- The 2016 opener was the first at home since 2012. It was the first of four consecutive season openers at home: 2016, Kent State; 2017, Akron; 2018, Appalachian State; and 2019, Idaho.
- The Lions have won 13 of their last 15 season openers.
- Penn State's longest streaks of winning their season openers are: 12 (1919-30), 11 (1893-1903), 10 (1973-82; 2002-11), 9 (1909-17), 7 (1942-48).
- Penn State has only lost consecutive season openers twice in school history; 1964-65, 1989-90, 2000-01.
- The Nittany Lions went unbeaten from 1909-30, winning 20-of-21 season openers. They tied Wissahickon Barracks, 6-6, in 1918 and the streak was stopped by Waynesburg, a 7-0 setback, in 1931.
- The Nittany Lions opened the season at home for the first time since 2012, having played at Met Life Stadium vs. Syracuse (2013), in the Croke Park Classic vs. UCF (2014) and at Temple (2015).

HOME OPENER HISTORY

- Penn State's all-time record in home openers is 116-13-1 and 48-9 in Beaver Stadium.
- Penn State has won 14 out of its last 15 home openers and its last four consecutively, defeating Kent State this season, 33-13, Buffalo last season, 27-14, Akron in 2014, 21-3, and Eastern Michigan in 2013, 45-7.
- This season's home opener was the fifth consecutive home opener against a MAC opponent.

NITTANY LIONS GREATS ON HALL BALLOT

- First-team All-Americans Kerry Collins, D.J. Dozier and Steve Wisniewski have been selected for the national ballot for the National Football Foundation's College Hall of Fame Class of 2017. They have an opportunity to join 18 former Nittany Lion players and five Penn State coaches who have been inducted into the Hall.
- Also on the Hall of Fame ballot is former Nittany Lion student-athlete Glenn Killinger, who is among the candidates for the divisional coach Class of 2017. Killinger was inducted into the Hall of Fame as a player in 1966.
- Linebacker Shane Conlan was inducted into the Hall in 2014 and running back Curt Warner was enshrined in the Hall of Fame in 2010. Late head coach Joe Paterno was inducted in 2007. They are Penn State's most recent Hall of Fame inductees. Former Nittany Lion Bill Bowes will be enshrined on Dec. 6, 2016 as a coach for his career at New Hampshire.
- The 2017 College Football Hall of Fame Class will be announced on January 6, 2017 in Temple, Florida in conjunction with the College Football Playoff. Irving, Texas.
- A total of 75 players and six coaches from the Football Bowl Subdivision are on the 2017 ballot.
- Collins helped Penn State earn a 40-9 record from 1991-94 and was instrumental in the Nittany Lions earning a 22-2 overall mark (14-2 conference) during their first two years in the Big Ten Conference. The recipient of the 1994 Maxwell Award as the National Player of the Year, he helped Penn State win three New Year's Day bowl games: the 1992 Fiesta, 1994 Citrus and 1995 Rose Bowls.
- A tailback, Dozier matriculated to Happy Valley from Virginia Beach, Virginia and earned first-team All-America honors from the Walter Camp Football Foundation in 1986. Dozier is the only Nittany Lion to lead the team in rushing four consecutive seasons, doing so from 1983-86. He ranks fifth on the school career rushing yardage list with 3,227 yards, scoring 25 touchdowns and averaging 5.2 yards per attempt. Dozier gained 1,002 yards as a freshman and tallied 811 yards and scored 10 touchdowns as a senior and one of the instrumental players on the Nittany Lions' 12-0 squad.
- Wisniewski was a three-year starter at guard for the Nittany Lions who would go on to become an All-Pro lineman in the NFL. He was one of two sophomores to start on the 1986 National Championship team and he opened holes for two first-team All-America running backs, Blair Thomas (1987) and Dozier (1986). One of just four Penn State offensive linemen to earn a pair of first-team All-America honors, he was recognized in 1988 by the American Football Coaches (AFCA) and repeated All-America accolades from Sporting News. A 1988 team captain, Wisniewski is one of just two offensive linemen to earn Penn State's team MVP honor since its creation in 1978.

COACHING STAFF NOTES

NEW FACES & PLACES ON THE SIDELINE

- Head Coach **James Franklin** added offensive coordinator and quarterbacks coach **Joe Moorhead**, offensive line coach **Matt Limegrover** and co-defensive coordinator and safeties coach **Tim Banks** to the coaching staff in the off-season.
- Franklin also made adjustments within the coaching staff. **Brent Pry** moves to associate head coach, defensive coordinator and linebackers coach; cornerbacks coach **Terry Smith** serves as the assistant head coach; **Sean Spencer** remains the defensive line coach and adds the title of run game coordinator; and **Ricky Rahne** takes over as the tight ends coach.
- Moorhead brings 18 years of collegiate coaching experience to Penn State, including the last four as Fordham's head coach.
- Limegrover comes to Happy Valley with 25 years of collegiate coaching experience, including the last five seasons at Minnesota as the offensive coordinator and offensive line coach.
- Banks joins the Nittany Lions after spending the last four seasons at Illinois as the co-defensive coordinator and secondary coach.

FRANKLIN TABBED FOR ALMA MATER'S HALL OF FAME

- Penn State head coach **James Franklin** has been selected to the East Stroudsburg Athletic Hall of Fame as a member of the 2016 class. Franklin was a standout quarterback for the Warriors.
- Franklin and the other members of the class will be honored on October 15, 2016 as part of ESU's Homecoming Weekend activities.
- In addition to other ceremonies, Franklin and the rest of the Hall of Fame class will be recognized during halftime of the Warriors' home football game vs. Kutztown, which kicks off at 7:05 p.m. and will be televised as the NCAA Division II game of the week by the American Sports Network.
- Franklin was a four-year letterman at quarterback and a two-time All-PSAC selection at East Stroudsburg. He set seven school records as a senior to earn team MVP honors and was a Harlon Hill Trophy nominee as the NCAA Division II Player of the Year.
- Among the season records Franklin set were for total offense (3,128 yards), passing yards (2,586) and touchdown passes (19). He graduated having broken or tied 23 school records.

MOORHEAD TABBED FOR ALMA MATER'S HALL OF FAME

- Penn State offensive coordinator and quarterbacks coach **Joe Moorhead** has been selected to the Fordham Athletic Hall of Fame as a member of the 2017 class. Moorhead was a standout quarterback for the Rams and then returned to serve as head coach for four seasons. Moorhead and the other members of the class will be honored on April 22, 2017 at 583 Park, during the Inaugural Fordham Athletics Gala.
- Moorhead was a three-year starting quarterback and team captain as a senior for the Rams. He was a second-team All-Patriot League selection in 1995 after finishing 13th in the FCS in total offense. Moorhead graduated with school season and career records for completions and passing yards.
- Moorhead returned to Fordham as a head coach where he led the Rams to a 38-13 record in four seasons.

PENNSYLVANIA TIES

- The Penn State coaching staff is deeply rooted in Pennsylvania, with half of the 10-man coaching staff originally hailing from the Keystone state.

Central PA

- Defensive Coordinator **Brent Pry** - Altoona

Eastern PA

- Head Coach **James Franklin** - Langhorne

Western PA

- Offensive Line **Matt Limegrover** - Pittsburgh
- Offensive Coordinator **Joe Moorhead** - Pittsburgh
- Cornerbacks **Terry M. Smith** - Aliquippa



@PennStateFBall



PSUFBall

2016

PSUnvaled.com

GoPSUsports.com

OFFENSIVE STARTERS

OPPONENT	LT	LG	C	RG	RT	TE	QB	RB	WR (X)	WR (H)	WR (Z)
KENT STATE	Mahon	Bates	Gaia	Dowrey	Nelson	Gesicki	McSorley	Barkley	Godwin	Hamilton	Blacknall
at Pittsburgh											
TEMPLE											
at Michigan											
MINNESOTA											
MARYLAND											
OHIO STATE											
at Purdue											
IOWA											
at Indiana											
at Rutgers											
MICHIGAN STATE											

DEFENSIVE STARTERS

OPPONENT	DE	DT	DT	DE	SLB	MLB	WLB	CB	FS	SS	CB
KENT STATE	Schwan	Givens	Cothren	Sickels	Bell	Cabinda	Wartman-White	Reid	Allen	Golden	Haley
at Pittsburgh											
TEMPLE											
at Michigan											
MINNESOTA											
MARYLAND											
OHIO STATE											
at Purdue											
IOWA											
at Indiana											
at Rutgers											
MICHIGAN STATE											

CAREER STARTS

Player	'13	'14	'15	'16	Total
Hamilton (WR)	-	13	12	1	26
Gaia (G)	-	12	13	1	26
Bell (LB)	1	10	11	1	23
Wartman-White (LB)	8	12	1	1	22
Nelson (T/G)	-	13	8	1	22
Mahon (G/T)	-	9	11	1	21
Marcus Allen (S)	-	7	12	1	20
Godwin (WR)	-	3	11	1	15
Cabinda (LB)	-	1	13	1	15
Sickels (DE)	-	-	12	1	13
Haley (CB)	-	-	11	1	12
Palmer (T)	-	-	11	0	11
Gesicki (TE/H)	-	1	8	1	10
Laurent (C)	-	3	5	0	8
Dowrey (G)	-	1	5	1	7
Barkley (RB)	-	-	6	1	7

Player	'13	'14	'15	'16	Total
Blacknall (WR)	-	1	3	1	5
Golden (S)	-	-	4	1	5
Walker (LB)	-	1	2	0	3
Polk (WR)	-	-	3	0	3
Reid (CB)	-	-	2	1	3
Campbell (CB)	-	1	-	0	1
Mark Allen (RB)	-	-	1	0	1
Apke (S)	-	-	1	0	1
Cooper (LB)	-	-	1	0	1
Scott (S)	-	-	1	0	1
Schwan (DE)	-	-	-	1	1
Givens (DT)	-	-	-	1	1
Bates (G)	-	-	-	1	1
McSorley (QB)	-	-	-	1	1
Cothren (DT)	-	-	-	1	1



DEPTH CHART

OFFENSE

Wide Receiver (X)

12 Chris Godwin (6-1, 205, Jr./Jr.)
 84 Juwan Johnson (6-4, 213, So./Fr.)
 31 Gordon Bentley (6-0, 198, Sr./Fr.)

Tight End/H-Back

88 Mike Gesicki (6-6, 252, Jr./Jr.)
 89 Tom Pancoast (6-3, 235, Sr./Jr.)
 18 Jonathan Holland (6-4, 245, So./Fr.)

Left Tackle

70 Brendan Mahon (6-4, 320, Sr./Jr.)
 73 Paris Palmer (6-7, 300, Sr./Sr.)
 71 Will Fries (6-6, 295, Fr./Fr.)

Left Guard

52 Ryan Bates (6-4, 305, So./Fr.)
 55 Wendy Laurent (6-2, 297, Gr./Sr.)
 62 Michal Menet (6-4, 296, Fr./Fr.)

Center

72 Brian Gaia (6-3, 295, Gr./Sr.)
 55 Wendy Laurent (6-2, 297, Gr./Sr.)
 64 Zach Simpson (6-3, 292, So./Fr.)

Right Guard

53 Derek Dowrey (6-3, 323, Gr./Sr.)
 66 Connor McGovern (6-5, 310, Fr./Fr.)
 57 Steven Gonzalez (6-4, 334, So./Fr.)

Right Tackle

59 Andrew Nelson (6-6, 306, Sr./Jr.)
 77 Chasz Wright (6-7, 343, Jr./So.)
 60 Noah Beh (6-6, 300, Jr./So.)

Wide Receiver (H)

5 DaeSean Hamilton (6-1, 205, Sr./Jr.)
 3 DeAndre Thompkins (5-11, 185, Jr./So.) **OR**
 10 Brandon Polk (5-9, 175, So./So.)
 19 Gregg Garrity (5-10, 170, Sr./Fr.)

Wide Receiver (Z)

13 Saeed Blacknall (6-3, 212, Jr./Jr.)
 3 DeAndre Thompkins (5-11, 190, Jr./So.) **OR**
 11 Irvin Charles (6-4, 219, So./Fr.)

Quarterback

9 Trace McSorley (6-0, 205, Jr./So.)
 2 Tommy Stevens (6-4, 218, So./Fr.)
 7 Jake Zembiec (6-3, 205, Fr./Fr.)

Running Back

26 Saquon Barkley (5-11, 223, So./So.)
 6 Andre Robinson (5-9, 216, So./Fr.)
 8 Mark Allen (5-6, 181, Jr./So.)
 24 Miles Sanders (5-11, 205, Fr./Fr.)

DEFENSE

Defensive End

94 Evan Schwan (6-6, 263, Gr./Sr.)
 19 Torrence Brown (6-3, 257, Jr./So.)
 48 Shareef Miller (6-5, 255, So./Fr.)

Defensive Tackle

30 Kevin Givens (6-1, 275, So./Fr.)
 93 Antoine White (6-2, 290, Jr./So.)
 56 Tyrell Chavis (6-3, 298, Jr./Jr.)

Defensive Tackle

41 Parker Cothren (6-4, 295, Sr./Jr.)
 54 Robert Windsor (6-4, 305, So./Fr.)
 91 Ryan Monk (6-1, 290, So./Fr.)

Defensive End

90 Garrett Sickels (6-4, 260, Sr./Jr.)
 97 Ryan Buchholz (6-6, 270, So./Fr.)
 46 Colin Castagna (6-4, 253, So./So.)

Will Linebacker

5 Nyeem Wartman-White (6-1, 240, Gr./Sr.)
 11 Brandon Bell (6-1, 233, Sr./Sr.)
 33 Jake Cooper (6-1, 230, So./So.)
 20 Johnathan Thomas (5-11, 220, Jr./So.)

Middle Linebacker

40 Jason Cabinda (6-1, 232, Jr./Jr.)
 5 Nyeem Wartman-White (6-1, 240, Gr./Sr.)
 47 Brandon Smith (6-0, 228, Sr./Jr.)

Sam Linebacker

11 Brandon Bell (6-1, 233, Sr./Sr.)
 43 Manny Bowen (6-1, 220, So./So.)
 25 Von Walker (5-11, 213, Sr./Sr.)

Boundary Cornerback

29 John Reid (5-10, 191, So./So.)
 1 Christian Campbell (6-1, 194, Jr./Jr.)
 17 Garrett Taylor (6-0, 193, So./Fr.)

Free Safety

2 Marcus Allen (6-2, 202, Jr./Jr.)
 28 Troy Apke (6-1, 206, Jr./Jr.)

Strong Safety

6 Malik Golden (6-0, 205, Gr./Sr.)
 7 Koa Farmer (6-1, 222, Jr./So.)
 4 Nick Scott (5-11, 200, Jr./So.)

Field Cornerback

15 Grant Haley (5-9, 185, Jr./Jr.)
 21 Amani Oruwariye (6-1, 201, Jr./So.)
 12 Jordan Smith (5-10, 185, Sr./Sr.)

SPECIAL TEAMS

Punter

93 Blake Gillikin (6-2, 182, Fr./Fr.)
 92 Daniel Pasquariello (6-1, 197, Jr./Jr.)
 37 Chris Gulla (6-1, 196, Sr./Jr.)

Kicker

95 Tyler Davis (5-11, 180, Sr./Jr.)
 99 Joey Julius (5-10, 258, Jr./So.)
 90 Alex Barbir (5-9, 195, Fr./Fr.)

Kick Offs

99 Joey Julius (5-10, 258, Jr./So.)
 95 Tyler Davis (5-11, 180, Sr./Jr.)
 90 Alex Barbir (5-9, 195, Fr./Fr.)

Holder

37 Chris Gulla (6-1, 196, Sr./Jr.)
 16 Billy Fessler (5-11, 188, Jr./So.)
 93 Blake Gillikin (6-2, 182, Fr./Fr.)

Long Snapper

44 Tyler Yazujian (5-11, 235, 5th/Sr.)
 41 Zach Ladonis (6-2, 236, Sr./Jr.)
 96 Kyle Vasey (6-2, 242, Jr./So.)

Kickoff Returners

4 Nick Scott (5-11, 200, Jr./So.)
 24 Miles Sanders (5-11, 205, Fr./Fr.)
 26 Saquon Barkley (5-11, 223, So./So.)
 10 Brandon Polk (5-9, 175, So./So.)

Punt Returners

29 John Reid (5-10, 191, So./So.)
 8 Mark Allen (5-6, 181, Jr./So.)
 19 Gregg Garrity (5-10, 170, Sr./Sr.)
 3 DeAndre Thompkins (5-11, 190, Jr./So.)

PRONUNCIATIONS

Troy Apke Troy App-KEY
 Alex Barbir bar-BEER
 Saquon Barkley SAY-kwon Barkley
 Noah Beh Noah BAY
 Saeed Blacknall SIGH-eed Black-NALL
 Ryan Buchholz Ryan BUCK-holez
 Colin Castagna Colin kuh-stan-yah
 Curtis Cothren Curtis CAW-thren
 Parker Cothren Parker CAW-thren
 Dae'Lun Darien DAY-lawn Darien
 Tom Devenney Tom De-VENN-ee
 Koa Farmer CO-uh Farmer
 Brian Gaia Brian GUY-ah
 Mike Gesicki Mike Guh-sick-E
 Malik Golden Mah-LEEK Golden
 Chris Gulla Chris GOO-la
 DaeSean Hamilton DAY-shawn Hamilton
 Zach Ladonis Zach Lah-DONN-iss
 Wendy Laurent Wendy Lah-RENT
 Brendan Mahon Brendan MANN
 Michal Menet Michael men-NET
 Ayron Monroe AIR-en Monroe
 Amani Oruwariye UH-monn-E O-rue-waar-ee-A
 Daniel Pasquariello Daniel pass-KAH-rello
 Chance Sorrell Chance Sore-ull
 Tyler Yazujian Tyler YAZZ-ee-in
 Jake Zembiec Jake ZEM-beck

ASSISTANT COACHES



Brent Pry
 Assoc. Head Coach/
 Def. Coord./LBs
 Field



Joe Moorhead
 Off. Coord./
 Quarterbacks
 Field



Charles Huff
 Special Teams Coord./
 Running Backs
 Field



Tim Banks
 Co-Def. Coord./
 Safeties
 Booth



Josh Gattis
 Asst. Special Teams
 Coord./Wide Receivers
 Field



Matt Limegrover
 Offensive Line
 Field



Ricky Rahne
 Pass Game Coord./
 Tight Ends
 Booth



Terry M. Smith
 Asst. Head Coach/
 Cornerbacks
 Field



Sean Spencer
 Run Game Coord./
 Defensive Line
 Field



@PennStateFBall



PSUFBall

2016

PSUnvalued.com

GoPSUsports.com

NUMERICAL ROSTER

NO.	NAME	POS.	CL./EL.	HT.	WT.	HIGH SCHOOL/COACH	HOMETOWN
1	Campbell, Christian **	CB	Jr./Jr.	6-1	194	Central/Woodrow Lowe	Phenix City, Ala.
2	Allen, Marcus **	S	Jr./Jr.	6-2	202	Dr. Henry A. Wise, Jr./Dalawn Parrish	Upper Marlboro, Md.
2	Stevens, Tommy	QB	So./Fr.	6-4	218	Decatur Central/Justin Dixon	Indianapolis, Ind.
3	Thompkins, DeAndre *	WR	Jr./So.	5-11	190	Swansboro/Tim Laspada	Hubert, N.C.
4	Scott, Nick *	S	Jr./So.	5-11	200	Fairfax/Kevin Simonds	Fairfax, Va.
5	Hamilton, DaeSean **	WR	Sr./Jr.	6-1	205	Mountain View/Lou Sorrentino	Fredericksburg, Va.
5	Wartman-White, Nyeem **	LB	Gr./Sr.	6-1	240	Valley View/George Howanitz	Philadelphia, Pa.
6	Golden, Malik ***	S	Gr./Sr.	6-0	205	Cheshire Academy/Dan O'dea	Hartford, Conn.
6	Robinson, Andre	RB	So./Fr.	5-9	216	Bishop McDevitt/Jeff Weachter	Mechanicsburg, Pa.
7	Farmer, Koa *	S	Jr./So.	6-1	222	Notre Dame/Kevin Rooney	Lake View Terrace, Calif.
7	Zembiec, Jake	QB	Fr./Fr.	6-3	205	Aquinas Institute/Chris Battaglia	Rochester, N.Y.
8	Allen, Mark *	RB	Jr./So.	5-6	181	DeMatha/Elijah Brooks	Hyattsville, Md.
9	McSorley, Trace	QB	Jr./So.	6-0	205	Briar Woods/Charlie Pierce	Ashburn, Va.
9	Miller, Jarvis	S	So./Fr.	6-2	205	Windsor Locks/Suffield/East Granby/Jason Qua	Suffield, Conn.
10	Polk, Brandon *	WR	So./So.	5-9	175	Briar Woods/Charlie Pierce	Ashburn, Va.
11	Bell, Brandon ***	LB	Sr./Sr.	6-1	233	Oakcrest/Chuck Smith	Mays Landing, N.J.
11	Charles, Irvin	WR	So./Fr.	6-4	219	Paul VI/John Doherty	Sicklerville, N.J.
12	Godwin, Chris **	WR	Jr./Jr.	6-1	205	Middletown/Mark DelPercio	Middletown, Del.
12	Smith, Jordan *	CB	Sr./Sr.	5-10	185	H.D. Woodson/Greg Fuller	Washington, D.C.
13	Blacknall, Saeed **	WR	Jr./Jr.	6-3	212	Manalapan/Ed Gurrieri	Manalapan, N.J.
14	McPhearson, Zech	CB	Fr./Fr.	5-11	180	Riverdale Baptist School/Caesar Nettles	Columbia, Md.
15	Haley, Grant **	CB	Jr./Jr.	5-9	185	The Lovett School/Mike Muschamp	Atlanta, Ga.
15	Shuster, Michael	QB	Fr./Fr.	6-2	200	Camp Hill/Frank Gay	Camp Hill, Pa.
16	Fessler, Billy	QB	Jr./So.	5-11	188	Erie Cathedral Prep/Mike Mischler	Erie, Pa.
16	Petrishen, John	S	So./Fr.	6-0	209	Pittsburgh Central Catholic/Terry Totten	Lower Burrell, Pa.
17	Taylor, Garrett	CB	So./Fr.	6-0	193	Saint Christopher's/Lance Cllland	Richmond, Va.
18	Holland, Jonathan	TE/H	So./Fr.	6-4	245	The Bullis School/Patrick Cilento	Brandywine, Md.
19	Brown, Torrence *	DE	Jr./So.	6-3	257	Tuscaloosa Academy/Robert Johnson	Tuscaloosa, Ala.
19	Garrity, Gregg	WR	Sr./Sr.	5-10	170	North Allegheny/Art Walker	Pittsburgh, Pa.
20	Thomas, Johnathan	LB	Jr./So.	5-11	220	St. John's Prep/Jim O'Leary	Peabody, Mass.
21	Oruware, Amani *	CB	Jr./So.	6-1	201	Gaither/Jason Stokes	Tampa, Fla.
23	Monroe, Ayron	S	So./Fr.	5-11	204	Saint Johns College H.S./Joe Patterson	Largo, Md.
24	Sanders, Miles	RB	Fr./Fr.	5-11	205	Woodland Hills/George Novak	Pittsburgh, Pa.
25	Walker, Von ***	LB	Sr./Sr.	5-11	213	Central Mountain/Vinny Kishbaugh	Mill Hall, Pa.
26	Barkley, Saquon *	RB	So./So.	5-11	223	Whitehall/Brian Gilbert	Coplay, Pa.
27	Johnson, T.J.	CB	Fr./Fr.	6-2	180	Euclid/Jeff Rotsky	Cleveland, Ohio
28	Apke, Troy **	S	Jr./Jr.	6-1	206	Mount Lebanon/Mike Melnyk	Mt. Lebanon, Pa.
29	Reid, John *	CB	So./So.	5-10	191	St. Joseph's Prep/Gabe Infante	Mount Laurel, N.J.
30	Givens, Kevin	DT	So./Fr.	6-1	275	Altoona Area/John Franco	Altoona, Pa.
31	Bentley, Gordon	WR	Sr./Jr.	6-0	198	Wissahickon/Jeff Cappa	Blue Bell, Pa.
31	Brown, Cameron	LB	Fr./Fr.	6-5	215	Bullis School/Patrick Cilento	Burtonsville, Md.
32	Paye, Irvine	RB	Sr./Jr.	5-6	168	West Orange/John Jacob	Orange, N.J.
33	Cooper, Jake *	LB	So./So.	6-1	230	Archbishop Wood/Steve Devlin	Doylestown, Pa.
34	Simmons, Shane	DE	Fr./Fr.	6-3	240	DeMatha/Elijah Brooks	Laurel, Md.
36	Johnson, Jan	LB	So./Fr.	6-2	216	Governor Mifflin/Dominic Vecchio	Mohnton, Pa.
36	Shorts, Troy	CB	So./Fr.	5-10	192	Woodbury/Al Mailahn	Sicklerville, N.J.
37	Alston, Kyle	CB	Sr./Jr.	5-9	180	Robbinsville/Jason Gray	Robbinsville, N.J.
37	Gulla, Chris **	K/P	Sr./Jr.	6-1	196	Toms River North/Chip LaBarca	Toms River, N.J.
38	Davis, Desi	CB	Jr./So.	5-11	178	Harrington/Matthew Bahr	Ardmore, Pa.
39	Di Leo, Frank	LB	So./Fr.	5-9	210	Saint Ignatius College Prep/John O'Connor	Elmhurst, Ill.
39	McPhearson, Josh	WR	Sr./Jr.	5-10	197	Annapolis Area Christian/Ken Lucas	Columbia, Md.
40	Cabinda, Jason **	LB	Jr./Jr.	6-1	232	Hunterdon Central/Matthew Perotti	Flemington, N.J.
40	Eury, Nick	RB	Fr./Fr.	5-9	213	Lake-Lehman/Jerry Gilsky	Shavertown, Pa.
41	Cothren, Parker **	DT	Sr./Jr.	6-4	295	Hazel Green/Matthew Putnam	Huntsville, Ala.
41	Ladonis, Zach *	SN	Sr./Jr.	6-2	236	Berwick Area/George Curry	Nescopeck, Pa.
42	Jordan, Ellison	DT	Fr./Fr.	6-0	285	Gilman School/Biff Poggi	Upper Marlboro, Md.
43	Bowen, Manny *	LB	So./So.	6-1	220	Barneget/Rob Davis	Barneget, N.J.
44	Toney, Shaka	DE	Fr./Fr.	6-3	195	Imhotep Charter/Albie Crosby	Philadelphia, Pa.
44	Yazujian, Tyler **	SN	Sr./Sr.	5-11	235	Spring-Ford/Chad Brubaker	Royersford, Pa.
45	Dumond, Joe	LB	Fr./Fr.	5-10	240	St. Joseph's Prep/Gabe Infante	Philadelphia, Pa.
46	Castagna, Colin	DE	So./So.	6-4	253	Barrington/Joe Sanchez	Barrington, Ill.
47	Blair, Will	S	Fr./Fr.	5-11	209	Hempfield/Ron Zeiber	Lancaster, Pa.
47	Smith, Brandon	LB	Sr./Jr.	6-0	228	Lewisburg/Jeremy Winn	Winfield, Pa.
48	Miller, Shareef	DE	So./Fr.	6-5	255	George Washington/Ronald Cohen	Philadelphia, Pa.
49	Joseph, Daniel	DE	Fr./Fr.	6-3	255	Lake Forest Academy/Robin Bowkett	Brampton, Ontario, Canada
51	Gellerstedt, Alex	T	Fr./Fr.	6-6	297	Dublin Coffman/Mark Crabtree	Dublin, Ohio
51	Vranic, Jason	LB	Jr./Jr.	6-0	217	Erie C.C./Scott Pilkey	Wheatfield, N.Y.
52	Bates, Ryan	G/C	So./Fr.	6-4	305	Archbishop Wood/Steve Devlin	Warrington, Pa.
52	Cothran, Curtis *	DT	Sr./Jr.	6-5	280	Council Rock North/Adam Collachi	Newtown, Pa.
53	Dowrey, Derek ***	G/C	Gr./Sr.	6-3	323	John Handley/Tony Rayburn	Winchester, Va.



NUMERICAL ROSTER [CONT.]

NO.	NAME	POS.	CL./EL.	HT.	WT.	HIGH SCHOOL/COACH	HOMETOWN
54	Windsor, Robert	DT	So./Fr.	6-4	305	Fond Du Lac/Mike Gnewuch	Fond Du Lac, Wis.
55	Laurent, Wendy **	C/G	Gr./Sr.	6-2	297	The Hun School/David Dudeck	Hamilton, N.J.
55	Shelton, Antonio	DT	Fr./Fr.	6-2	290	Westerville-North/Rodger Elander	Westerville, Ohio
56	Chavis, Tyrell	DT	Jr./Jr.	6-3	298	Nassau C.C./Joe Osovet	Richmond, Va.
57	Gonzalez, Steven	G/C	So./Fr.	6-4	334	Union City/Wil Valdez	Union City, N.J.
58	Sorrell, Chance	T	Jr./So.	6-5	293	Middletown/Troy Everhart	Middletown, Ohio
59	Nelson, Andrew **	T	Sr./Jr.	6-6	306	Hershey/Mark Painter	Hershey, Pa.
60	Beh, Noah *	T	Jr./So.	6-6	300	Scranton Prep/Nick Donato	Moscow, Pa.
62	Menet, Michal	G	Fr./Fr.	6-4	296	Exeter Township Senior/Matt Bauer	Birdsboro, Pa.
64	Simpson, Zach	G	So./Fr.	6-3	292	Holidaysburg Area/Homer DeLattre	Holidaysburg, Pa.
66	McGovern, Connor	C	Fr./Fr.	6-5	310	Lake-Lehman/Jerry Gilsky	Larksville, Pa.
68	Kelly, Hunter	G	Fr./Fr.	6-2	280	Neshaminy/Steve Wilmot	Langhorne, Pa.
69	De Boef, Adam	G/C	Jr./So.	6-5	267	State College Area/Al Wolski	State College, Pa.
70	Mahon, Brendan **	G/C	Sr./Jr.	6-4	320	Randolph/Joe Lusardi	Randolph, N.J.
71	Fries, Will	T	Fr./Fr.	6-6	295	Cranford/Erik Rosenmeier	Cranford, N.J.
72	Gaia, Brian ***	G/C	Gr./Sr.	6-3	295	Gilman School/Biff Poggi	Pasadena, Md.
73	Palmer, Paris *	T	Sr./Sr.	6-7	300	Lackawanna College (Pa.)/Mark Duda	Plymouth, N.C.
75	Brosnan, Brendan	T	Jr./So.	6-6	295	Maine South/Dave Inserra	Park Ridge, Ill.
76	Jenkins, Sterling	T	So./Fr.	6-8	328	Baldwin/Pete Wagner	Pittsburgh, Pa.
77	Wright, Chasz	T/G	Jr./So.	6-7	343	Milford Academy/Bill Chaplick	Woodbridge, Va.
78	Devenney, Tom	C/G	Sr./Jr.	6-1	309	Warwick/Bob Locker	Lititz, Pa.
79	Shuman, Charlie	T	Jr./So.	6-8	290	Pittsford Sutherland/Keith Molinich	Pittsford, N.Y.
80	Dalton, Danny	TE/H	Fr./Fr.	6-4	247	Marshfield/Lou Silva	Marshfield, Mass.
81	Grampp, Steven	TE/H	Fr./Fr.	6-3	240	East Stroudsburg North/Chuck Daily	East Stroudsburg, Pa.
82	Shoop, Tyler	WR	So./Fr.	5-11	170	Father Ryan/Bruce Lussier	Nashville, Tenn.
83	Bowers, Nick	TE/H	So./Fr.	6-4	264	Kittanning Senior/Frank Fabian	Kittanning, Pa.
84	Johnson, Juwan	WR	So./Fr.	6-4	218	Glassboro/Mark Maccarone	Glassboro, N.J.
85	Lutz, Isaac	WR	Fr./Fr.	5-11	190	Berks Catholic/Rick Keeley	Reading, Pa.
86	Hodgens, Cody	WR	Gr./Jr.	5-7	173	Robinson/Mike DePue	Wesley Chapel, Fla.
87	Darien, Dae'Lun	WR	Fr./Fr.	6-4	195	Dunbar/Lawrence Smith	Baltimore, Md.
88	Gesicki, Mike **	TE/H	Jr./Jr.	6-6	252	Southern Regional/Chuck Donahue	Manahawkin, N.J.
89	Pancoast, Tom	TE/H	Sr./Jr.	6-3	235	Unionville/Pat Clark	West Chester, Pa.
90	Barbir, Alex	K	Fr./Fr.	5-9	195	South Forsyth/Jeff Arnette	Cumming, Ga.
90	Sickels, Garrett **	DE	Sr./Jr.	6-4	260	Red Bank Regional/Nick Giglio	Red Bank, N.J.
91	Monk, Ryan	DT	So./Fr.	6-1	290	Dallas/Bob Zaruta	Dallas, Pa.
92	Pasquariello, Daniel **	P	Jr./Jr.	6-1	197	Xavier College HS/	Melbourne, Victoria, Australia
93	Gillikin, Blake	P/K	Fr./Fr.	6-2	182	The Westminster Schools/Gerry Romberg	Smyrna, Ga.
93	White, Antoine *	DT	Jr./So.	6-2	290	Millville/Jason Durham	Millville, N.J.
94	Schwan, Evan **	DE	Gr./Sr.	6-6	263	Central Dauphin/Glen McNamee	Harrisburg, Pa.
95	Davis, Tyler *	K/P	Sr./Jr.	5-11	180	North/--	St. Charles, Ill.
96	Iyke, Immanuel	DT	So./Fr.	6-2	280	Parsippany Hills/Dave Albano	Hackettstown, N.J.
96	Vasey, Kyle	SN	Jr./So.	6-2	242	Wallenpaupack/Mark Watson	Hawley, Pa.
97	Buchholz, Ryan	DE	So./Fr.	6-6	270	Great Valley/Dan Ellis	Malvern, Pa.
97	Cox, Nick	SN	So./Fr.	6-0	234	Jesuit/Matt Thompson	Tampa, Fla.
98	Wombacker, Jordan	K/P	So./Fr.	5-10	172	Hickory/Bill Brest	Hermitage, Pa.
99	Julius, Joey *	K	Jr./So.	5-10	258	Lower Dauphin/Rob Klock	Hummelstown, Pa.
99	Thrift, Brenon	DT	Jr./So.	6-3	290	Lackawanna C.C./Mark Duda	Monroeville, Pa.

* - Letters won

^ - 5th-year senior

ALPHABETICAL ROSTER

NO.	NAME	POS.	CL./EL.	HT.	WT.	HIGH SCHOOL/COACH	HOMETOWN
2	Allen, Marcus **	S	Jr./Jr.	6-2	202	Dr. Henry A. Wise, Jr./Dalawn Parrish	Upper Marlboro, Md.
8	Allen, Mark *	RB	Jr./So.	5-6	181	DeMatha/Elijah Brooks	Hyattsville, Md.
37	Alston, Kyle	CB	Sr./Jr.	5-9	180	Robbinsville/Jason Gray	Robbinsville, N.J.
28	Apke, Troy **	S	Jr./Jr.	6-1	206	Mount Lebanon/Mike Melnyk	Mt. Lebanon, Pa.
90	Barbir, Alex	K	Fr./Fr.	5-9	195	South Forsyth/Jeff Arnette	Cumming, Ga.
26	Barkley, Saquon *	RB	So./So.	5-11	223	Whitehall/Brian Gilbert	Coplay, Pa.
52	Bates, Ryan	G/C	So./Fr.	6-4	305	Archbishop Wood/Steve Devlin	Warrington, Pa.
60	Beh, Noah *	T	Jr./So.	6-6	300	Scranton Prep/Nick Donato	Moscow, Pa.
11	Bell, Brandon ***	LB	Sr./Sr.	6-1	233	Oakcrest/Chuck Smith	Mays Landing, N.J.
31	Bentley, Gordon	WR	Sr./Jr.	6-0	198	Wissahickon/Jeff Cappa	Blue Bell, Pa.
13	Blacknall, Saeed **	WR	Jr./Jr.	6-3	212	Manalapan/Ed Gurrieri	Manalapan, N.J.
47	Blair, Will	S	Fr./Fr.	5-11	209	Hempfield/Ron Zeiber	Lancaster, Pa.
43	Bowen, Manny *	LB	So./So.	6-1	220	Barneget/Rob Davis	Barneget, N.J.
83	Bowers, Nick	TE/H	So./Fr.	6-4	264	Kittanning Senior/Frank Fabian	Kittanning, Pa.
75	Brosnan, Brendan	T	Jr./So.	6-6	295	Maine South/Dave Inserra	Park Ridge, Ill.
31	Brown, Cameron	LB	Fr./Fr.	6-5	215	Bullis School/Patrick Cilento	Burtonsville, Md.
19	Brown, Torrence *	DE	Jr./So.	6-3	257	Tuscaloosa Academy/Robert Johnson	Tuscaloosa, Ala.
97	Buchholz, Ryan	DE	So./Fr.	6-6	270	Great Valley/Dan Ellis	Malvern, Pa.
40	Cabinda, Jason **	LB	Jr./Jr.	6-1	232	Hunterdon Central/Matthew Perotti	Flemington, N.J.
1	Campbell, Christian **	CB	Jr./Jr.	6-1	194	Central/Woodrow Lowe	Phenix City, Ala.
46	Castagna, Colin	DE	So./So.	6-4	253	Barrington/Joe Sanchez	Barrington, Ill.
11	Charles, Irvin	WR	So./Fr.	6-4	219	Paul VI/John Doherty	Sicklerville, N.J.
56	Chavis, Tyrell	DT	Jr./Jr.	6-3	298	Nassau C.C./Joe Osovet	Richmond, Va.
33	Cooper, Jake *	LB	So./So.	6-1	230	Archbishop Wood/Steve Devlin	Doylestown, Pa.
52	Cothran, Curtis *	DT	Sr./Jr.	6-5	280	Council Rock North/Adam Collachi	Newtown, Pa.
41	Cothren, Parker **	DT	Sr./Jr.	6-4	295	Hazel Green/Matthew Putnam	Huntsville, Ala.
97	Cox, Nick	SN	So./Fr.	6-0	234	Jesuit/Matt Thompson	Tampa, Fla.
80	Dalton, Danny	TE/H	Fr./Fr.	6-4	247	Marshfield/Lou Silva	Marshfield, Mass.
87	Darien, Dae'Lun	WR	Fr./Fr.	6-4	195	Dunbar/Lawrence Smith	Baltimore, Md.
38	Davis, Desi	CB	Jr./So.	5-11	178	Harrington/Matthew Bahr	Ardmore, Pa.
95	Davis, Tyler *	K/P	Sr./Jr.	5-11	180	North/--	St. Charles, Ill.
69	De Boef, Adam	G/C	Jr./So.	6-5	267	State College Area/AI Wolski	State College, Pa.
78	Devenney, Tom	C/G	Sr./Jr.	6-1	309	Warwick/Bob Locker	Lititz, Pa.
39	Di Leo, Frank	LB	So./Fr.	5-9	210	Saint Ignatius College Prep/John O'Connor	Elmhurst, Ill.
53	Dowrey, Derek ***	G/C	Gr./Sr.	6-3	323	John Handley/Tony Rayburn	Winchester, Va.
45	Dumond, Joe	LB	Fr./Fr.	5-10	240	St. Joseph's Prep/Gabe Infante	Philadelphia, Pa.
40	Eury, Nick	RB	Fr./Fr.	5-9	213	Lake-Lehman/Jerry Gilsky	Shavertown, Pa.
7	Farmer, Koa *	S	Jr./So.	6-1	222	Notre Dame/Kevin Rooney	Lake View Terrace, Calif.
16	Fessler, Billy	QB	Jr./So.	5-11	188	Erie Cathedral Prep/Mike Mischler	Erie, Pa.
71	Fries, Will	T	Fr./Fr.	6-6	295	Cranford/Erik Rosenmeier	Cranford, N.J.
72	Gaia, Brian ***	G/C	Gr./Sr.	6-3	295	Gilman School/Biff Poggi	Pasadena, Md.
19	Garrity, Gregg	WR	Sr./Sr.	5-10	170	North Allegheny/Art Walker	Pittsburgh, Pa.
51	Gellerstedt, Alex	T	Fr./Fr.	6-6	297	Dublin Coffman/Mark Crabtree	Dublin, Ohio
88	Gesicki, Mike **	TE/H	Jr./Jr.	6-6	252	Southern Regional/Chuck Donahue	Manahawkin, N.J.
93	Gillikin, Blake	P/K	Fr./Fr.	6-2	182	The Westminster Schools/Gerry Romberg	Smyrna, Ga.
30	Givens, Kevin	DT	So./Fr.	6-1	275	Altoona Area/John Franco	Altoona, Pa.
12	Godwin, Chris **	WR	Jr./Jr.	6-1	205	Middletown/Mark DelPercio	Middletown, Del.
6	Golden, Malik ***	S	Gr./Sr.	6-0	205	Cheshire Academy/Dan O'dea	Hartford, Conn.
57	Gonzalez, Steven	G/C	So./Fr.	6-4	334	Union City/Wil Valdez	Union City, N.J.
81	Grampp, Steven	TE/H	Fr./Fr.	6-3	240	East Stroudsburg North/Chuck Daily	East Stroudsburg, Pa.
37	Gulla, Chris **	K/P	Sr./Jr.	6-1	196	Toms River North/Chip LaBarca	Toms River, N.J.
15	Haley, Grant **	CB	Jr./Jr.	5-9	185	The Lovett School/Mike Muschamp	Atlanta, Ga.
5	Hamilton, DaeSean **	WR	Sr./Jr.	6-1	205	Mountain View/Lou Sorrentino	Fredericksburg, Va.
86	Hodgens, Cody	WR	Gr./Jr.	5-7	173	Robinson/Mike DePue	Wesley Chapel, Fla.
18	Holland, Jonathan	TE/H	So./Fr.	6-4	245	The Bullis School/Patrick Cilento	Brandywine, Md.
96	Iyke, Immanuel	DT	So./Fr.	6-2	280	Parsippany Hills/Dave Albano	Hackettstown, N.J.
76	Jenkins, Sterling	T	So./Fr.	6-8	328	Baldwin/Pete Wagner	Pittsburgh, Pa.
36	Johnson, Jan	LB	So./Fr.	6-2	216	Governor Mifflin/Dominic Vecchio	Mohnton, Pa.
84	Johnson, Juwan	WR	So./Fr.	6-4	218	Glassboro/Mark Maccarone	Glassboro, N.J.
27	Johnson, T.J.	CB	Fr./Fr.	6-2	180	Euclid/Jeff Rotsky	Cleveland, Ohio
42	Jordan, Ellison	DT	Fr./Fr.	6-0	285	Gilman School/Biff Poggi	Upper Marlboro, Md.
49	Joseph, Daniel	DE	Fr./Fr.	6-3	255	Lake Forest Academy/Robin Bowkett	Brampton, Ontario, Canada
99	Julius, Joey *	K	Jr./So.	5-10	258	Lower Dauphin/Rob Klock	Hummelstown, Pa.
68	Kelly, Hunter	G	Fr./Fr.	6-2	280	Neshaminy/Steve Wilmot	Langhorne, Pa.
41	Ladonis, Zach *	SN	Sr./Jr.	6-2	236	Berwick Area/George Curry	Nescopeck, Pa.
55	Laurent, Wendy **	C/G	Gr./Sr.	6-2	297	The Hun School/David Dudeck	Hamilton, N.J.
85	Lutz, Isaac	WR	Fr./Fr.	5-11	190	Berks Catholic/Rick Keeley	Reading, Pa.
70	Mahon, Brendan **	G/C	Sr./Jr.	6-4	320	Randolph/Joe Lusardi	Randolph, N.J.
66	McGovern, Connor	C	Fr./Fr.	6-5	310	Lake-Lehman/Jerry Gilsky	Larksville, Pa.
39	McPhearson, Josh	WR	Sr./Jr.	5-10	197	Annapolis Area Christian/Ken Lucas	Columbia, Md.



ALPHABETICAL ROSTER [CONT.]

NO.	NAME	POS.	CL./EL.	HT.	WT.	HIGH SCHOOL/COACH	HOMETOWN
14	McPhearson, Zech	CB	Fr./Fr.	5-11	180	Riverdale Baptist School/Caesar Nettles	Columbia, Md.
9	McSorley, Trace	QB	Jr./So.	6-0	205	Briar Woods/Charlie Pierce	Ashburn, Va.
62	Menet, Michal	G	Fr./Fr.	6-4	296	Exeter Township Senior/Matt Bauer	Birdsboro, Pa.
9	Miller, Jarvis	S	So./Fr.	6-2	205	Windsor Locks/Suffield/East Granby/Jason Qua	Suffield, Conn.
48	Miller, Shareef	DE	So./Fr.	6-5	255	George Washington/Ronald Cohen	Philadelphia, Pa.
91	Monk, Ryan	DT	So./Fr.	6-1	290	Dallas/Bob Zaruta	Dallas, Pa.
23	Monroe, Ayron	S	So./Fr.	5-11	204	Saint Johns College H.S./Joe Patterson	Largo, Md.
59	Nelson, Andrew **	T	Sr./Jr.	6-6	306	Hershey/Mark Painter	Hershey, Pa.
21	Oruwariye, Amani *	CB	Jr./So.	6-1	201	Gaither/Jason Stokes	Tampa, Fla.
73	Palmer, Paris *	T	Sr./Sr.	6-7	300	Lackawanna College (Pa.)/Mark Duda	Plymouth, N.C.
89	Pancoast, Tom	TE/H	Sr./Jr.	6-3	235	Unionville/Pat Clark	West Chester, Pa.
92	Pasquariello, Daniel **	P	Jr./Jr.	6-1	197	Xavier College HS/	Melbourne, Victoria, Australia
32	Paye, Irvine	RB	Sr./Jr.	5-6	168	West Orange/John Jacob	Orange, N.J.
16	Petrishen, John	S	So./Fr.	6-0	209	Pittsburgh Central Catholic/Terry Totten	Lower Burrell, Pa.
10	Polk, Brandon *	WR	So./So.	5-9	175	Briar Woods/Charlie Pierce	Ashburn, Va.
29	Reid, John *	CB	So./So.	5-10	191	St. Joseph's Prep/Gabe Infante	Mount Laurel, N.J.
6	Robinson, Andre	RB	So./Fr.	5-9	216	Bishop McDevitt/Jeff Weachter	Mechanicsburg, Pa.
24	Sanders, Miles	RB	Fr./Fr.	5-11	205	Woodland Hills/George Novak	Pittsburgh, Pa.
94	Schwan, Evan **	DE	Gr./Sr.	6-6	263	Central Dauphin/Glen McNamee	Harrisburg, Pa.
4	Scott, Nick *	S	Jr./So.	5-11	200	Fairfax/Kevin Simonds	Fairfax, Va.
55	Shelton, Antonio	DT	Fr./Fr.	6-2	290	Westerville-North/Rodger Elander	Westerville, Ohio
82	Shoop, Tyler	WR	So./Fr.	5-11	170	Father Ryan/Bruce Lussier	Nashville, Tenn.
36	Shorts, Troy	CB	So./Fr.	5-10	192	Woodbury/AI Mailahn	Sicklerville, N.J.
79	Shuman, Charlie	T	Jr./So.	6-8	290	Pittsford Sutherland/Keith Molinich	Pittsford, N.Y.
15	Shuster, Michael	QB	Fr./Fr.	6-2	200	Camp Hill/Frank Gay	Camp Hill, Pa.
90	Sickels, Garrett **	DE	Sr./Jr.	6-4	260	Red Bank Regional/Nick Giglio	Red Bank, N.J.
34	Simmons, Shane	DE	Fr./Fr.	6-3	240	DeMatha/Elijah Brooks	Laurel, Md.
64	Simpson, Zach	G	So./Fr.	6-3	292	Holidaysburg Area/Homer DeLattre	Holidaysburg, Pa.
47	Smith, Brandon	LB	Sr./Jr.	6-0	228	Lewisburg/Jeremy Winn	Winfield, Pa.
12	Smith, Jordan *	CB	Sr./Sr.	5-10	185	H.D. Woodson/Greg Fuller	Washington, D.C.
58	Sorrell, Chance	T	Jr./So.	6-5	293	Middletown/Troy Everhart	Middletown, Ohio
2	Stevens, Tommy	QB	So./Fr.	6-4	218	Decatur Central/Justin Dixson	Indianapolis, Ind.
17	Taylor, Garrett	CB	So./Fr.	6-0	193	Saint Christopher's/Lance Clelland	Richmond, Va.
20	Thomas, Johnathan	LB	Jr./So.	5-11	220	St. John's Prep/Jim O'Leary	Peabody, Mass.
3	Thompkins, DeAndre *	WR	Jr./So.	5-11	190	Swansboro/Tim Laspada	Hubert, N.C.
99	Thrift, Brenon	DT	Jr./So.	6-3	290	Lackawanna C.C./Mark Duda	Monroeville, Pa.
44	Toney, Shaka	DE	Fr./Fr.	6-3	195	Imhotep Charter/Albie Crosby	Philadelphia, Pa.
96	Vasey, Kyle	SN	Jr./So.	6-2	242	Wallenpaupack/Mark Watson	Hawley, Pa.
51	Vranic, Jason	LB	Jr./Jr.	6-0	217	Erie C.C./Scott Pilkey	Wheatfield, N.Y.
25	Walker, Von ***	LB	Sr./Sr.	5-11	213	Central Mountain/Vinny Kishbaugh	Mill Hall, Pa.
5	Wartman-White, Nyeem **	LB	Gr./Sr.	6-1	240	Valley View/George Howanitz	Philadelphia, Pa.
93	White, Antoine *	DT	Jr./So.	6-2	290	Milville/Jason Durham	Milville, N.J.
54	Windsor, Robert	DT	So./Fr.	6-4	305	Fond Du Lac/Mike Gnewuch	Fond Du Lac, Wis.
98	Wombacker, Jordan	K/P	So./Fr.	5-10	172	Hickory/Bill Brest	Hermitage, Pa.
77	Wright, Chasz	T/G	Jr./So.	6-7	343	Milford Academy/Bill Chaplick	Woodbridge, Va.
44	Yazujian, Tyler **	SN	Sr./Sr.	5-11	235	Spring-Ford/Chad Brubaker	Royersford, Pa.
7	Zembiec, Jake	QB	Fr./Fr.	6-3	205	Aquinas Institute/Chris Battaglia	Rochester, N.Y.

* - Letters won

^ - 5th-year senior

PENN STATE

100-149 Yards Rushing:	105, Saquon Barkley vs. Kent State, 2016
150-199 Yards Rushing:	194, Saquon Barkley at Ohio State, 2015
200-299 Yards Rushing:	201, Bill Belton vs. Illinois, 2013
300+ Yards Rushing:	327, Larry Johnson at Indiana, 2002
30-34 Rushing Attempts:	35, Zach Zwinak vs. Nebraska, 2013
35+ Rushing Attempts:	35, Zach Zwinak vs. Nebraska, 2013
Three Touchdowns Rushing:	Zach Zwinak vs. Purdue, 2013
Four Touchdowns Rushing:	Larry Johnson vs. Michigan State, 2002
Five Touchdowns Rushing:	Ki-Jana Carter vs. Michigan State, 1994
60-Yard Run:	75, Akeel Lynch vs. Rutgers, 2015
70-Yard Run:	75, Akeel Lynch vs. Rutgers, 2015
80-Yard Run:	84, Larry Johnson vs. Illinois, 2002
90-Yard Run:	92, Bill Belton at Indiana, 2014
Two Players Rush For 100 Yards:	Saquon Barkley (195) & Akeel Lynch (120) vs. Rutgers, 2015
Four Rushing TD in One Quarter:	vs. UMass, 2014 (2nd; Belton (2), Zwinak (2))
300 Yards Passing:	315, Christian Hackenberg vs. Maryland, 2015
350 Yards Passing:	371, Christian Hackenberg vs. Boston College, 2014 %
400 Yards Passing:	454, Christian Hackenberg vs. UCF, 2014 #
20-24 Pass Completions:	22, Christian Hackenberg at Michigan State, 2015
25-29 Pass Completions:	25, Christian Hackenberg at Rutgers, 2014
30-34 Pass Completions:	34, Christian Hackenberg vs. Boston College, 2014 %
35+ Pass Completions:	35, Matt McGloin vs. Northwestern, 2012
30-39 Pass Attempts:	39, Christian Hackenberg at Michigan State, 2015
40-49 Pass Attempts:	40, Christian Hackenberg at Northwestern, 2015
50+ Pass Attempts:	50, Christian Hackenberg vs. Boston College, 2014 %
Four Touchdown Passes:	Christian Hackenberg vs. Boston College, 2014 %
Five Touchdown Passes:	Rashard Casey vs. Louisiana Tech, 2000
Four Interceptions Thrown:	Zack Mills at Boston College, 2004
300-349 Yards Total Offense:	327, Christian Hackenberg (308 P, 18 R) at Rutgers, 2014
350-399 Yards Total Offense:	371, Matt McGloin (371 P, 0 R) vs. Boston College, 2014 %
400+ Yards Total Offense:	456, Christian Hackenberg (454 P, 2 R) vs. UCF, 2014 #
100-149 Yards Receiving:	133, Chris Godwin sv. Georgia, 2016&
150-199 Yards Receiving:	173, Geno Lewis & 165, DaeSean Hamilton vs. UCF, 2014 #
200+ Yards Receiving:	216, Deon Butler vs. Northwestern, 2006
Two Players w/ 100 Yards Receiving:	Geno Lewis (109) & DaeSean Hamilton (103) at Rutgers, 2014
Two Players w/ 150 Yards Receiving:	Geno Lewis (173) & DaeSean Hamilton (165)
Back-to-Back 100 Yards Receiving Games:	Chris Godwin, 2015 (103 at Ohio State; 135 vs. Maryland)
Three Straight 100-yard Receiving Games:	Allen Robinson, 2013 (133 vs. Syracuse; 129 vs. Eastern Michigan; 143 vs. UCF)
10+ Receptions:	14, DaeSean Hamilton vs. Ohio State, 2014
50-Yard Reception:	51, C. Godwin from C. Hackenberg vs. Georgia, 2016&
60-Yard Reception:	68, A. Breneman from C. Hackenberg at Wisconsin, 2013
70-Yard Reception:	72, C. Godwin from C. Hackenberg vs. Boston College, 2014 %
80-Yard Reception:	80, D. Moye from R. Bolden vs. Illinois, Oct. 9, 2010
Three Touchdowns Receiving:	Allen Robinson vs. Indiana, 2012
Four Touchdowns Receiving:	Bobby Engram vs. Minnesota, 1993
150-199 All-Purpose Yards:	170, Saquon Barkley at Northwestern, 2015
200-249 All-Purpose Yards:	209, Bill Belton vs. Illinois, 2013
250+ All-Purpose Yards:	289, Larry Johnson vs. Michigan State, 2002
Kickoff Return For Touchdown:	95, Chaz Powell vs. Indiana State, 2011
Rushing, Receiving & Kickoff Return TDs:	Derrick Williams vs. Illinois, 2008
100-Yard Kickoff Return:	100, Chaz Powell vs. Youngstown State, 2010
Punt Return For Touchdown:	63, Derrick Williams at Wisconsin, 2008
80-Yard Punt Return:	81, Bryant Johnson vs. Michigan State, 2002
Zero Punts in a Game:	Purdue, 2013
Multiple Interceptions:	2, Trevor Williams, at Rutgers, 2014
90-Yard Interception Return:	99, Michael Mauti, at Illinois, 2012
Interception Return For Touchdown:	30, Amani Oruwariye vs. Kent State, 2016
Five Interceptions in a Game (Team):	at Rutgers, 2014
Fumble Return For Touchdown:	71, Austin Johnson vs. San Diego State, 2015
Blocked Field Goal:	Kyle Baublitz at Michigan, 2013
Blocked Extra Point:	Parker Cothren at Northwestern, 2015
Blocked Punt:	Von Walker vs. Michigan, 2015
Blocked Punt For Touchdown:	Michael Yancich vs. Ohio State, 2012 (Mike Hull block)
Safety:	Devon Still (sack in end zone) at Minnesota, 2010
50-Yard Field Goal:	50, Sam Ficken vs. Temple, 2014
Four Field Goals:	Sam Ficken vs. Maryland, 2014
Five Field Goals:	Collin Wagner vs. Temple, 2010

OPPONENT

100-149 Yards Rushing:	186, Justin Jackson, at Northwestern, 2015
150-199 Yards Rushing:	186, Justin Jackson, at Northwestern, 2015
200+ Yards Rushing:	203, BenJarvus Green-Ellis, Indiana, 2003
30-34 Rushing Attempts:	30, Jeremy Langford, Michigan State, 2014
35+ Rushing Attempts:	44, Mike Hart, Michigan, 2007 (OR)
Three Touchdowns Rushing:	Trevor Siemian, Northwestern, 2014
Four Touchdowns Rushing:	Montee Ball, Wisconsin, 2011
50-Yard Run:	56, A.J. Schurr, Army, 2015
70-Yard Run:	79, Rashard Mendenhall, Illinois, 2006
Two Players Rush For 100 Yards:	Ezekiel Elliot (153) & J.T. Barrett (153) at Ohio State, 2015
300-399 Yards Passing:	339, Joel Stave, Wisconsin, 2013
400-499 Yards Passing:	454, Cameron Coffman, Indiana, 2012
500+ Yards Passing:	532, Case Keenum, Houston, 2012 (OR) *
25-29 Pass Completions:	25, Jake Rudock, Michigan, 2015
30-44 Pass Completions:	33, Blake Frohnapfel, UMass, 2014
45+ Pass Completions:	45, Case Keenum, Houston, 2012 (OR) *
30-39 Pass Attempts:	38, Jake Rudock, Michigan, 2015
40-49 Pass Attempts:	42, Chris Laviano, Rutgers, 2015
50-49 Pass Attempts:	53, Joel Stave, Wisconsin, 2013
60+ Pass Attempts:	61, Brian Hoyer, Michigan State, 2006
Four Touchdown Passes:	Mark Sanchez, USC, 2009 ^
Four Interceptions Thrown:	P.J. Walker, Temple, 2014
Five Interceptions Thrown:	Gary Nova, Rutgers, 2014
300-399 Yards Total Offense:	349, Perry Hills (225 P, 124 R), vs. Maryland, 2015
400-499 Yards Total Offense:	437, Cameron Coffman (454 P, -17 R), Indiana, 2012
500+ Yards Total Offense:	542, C. Keenum (532 P, 10 R), Houston, 2012 (OR) *
100-149 Yards Receiving:	114, Malcolm Mitchell, Georgia, 2016 &
150-199 Yards Receiving:	162, Damian Williams, USC, 2009 ^
200+ Yards Receiving:	228, Patrick Edwards, Houston, 2012 *
10+ Receptions:	11, Mike Dudek, Illinois, 2013
70-Yard Reception:	75, Jalen Fitzpatrick from P.J. Walker, Temple, 2010
80-Yard Reception:	80, D. Barnes from K. Hess, Youngstown State, 2010
90-Yard Reception:	99, Thomas Lewis from John Paci, Indiana, 1993
Three Touchdown Receptions:	Da'Jon McKnight, Minnesota, 2010
Kickoff Return For Touchdown:	96, Solomon Vault, at Northwestern, 2015
90-Yard Kickoff Return:	96, Solomon Vault, at Northwestern, 2015
100-Yard Kickoff Return:	100, Rashaad Penny, San Diego State, 2015
Punt Return For Touchdown:	75, Venric Mark, Northwestern, 2012
70-Yard Punt Return:	75, Venric Mark, Northwestern, 2012
80-Yard Punt Return:	87, Willie Reid, Florida State, 2006 Orange
Interception Return For Touchdown:	13, Malik McDowell, at Michigan State, 2015
Fumble Return For Touchdown:	20, Elcee Refuge, Kent State, 2016
Blocked Punt:	Leonte Carroo, Rutgers, 2014
Blocked Punt For Touchdown:	27, Lerentee McCray, Florida, 2011 \$
Blocked Field Goal:	Kyle Kelley, San Diego State, 2015
Blocked Extra Point:	Rob Bain (2X), Illinois, 2015
Safety:	Team (snap out of the end zone on punt), at Michigan, 2014
Defensive Extra Point:	99, D.J. Johnson, Iowa, 2002
50-Yard Field Goal:	50, Derek Dimke, Illinois, 2010
Four Field Goals:	Brendan Gibbons, Michigan, 2013

^ - Rose Bowl \$ - Outback Bowl * - TicketCity Bowl # - Croke Park Classic (Dublin, Ireland)

% - PinStripe Bowl & - TaxSlayer Bowl (OR) - Opponent Record



@PennStateFBall



PSUFBall

2016

PSUnvalued.com

GoPSUsports.com

RECORD WATCH

RUSHING YARDAGE, CAREER

1.	3,932	Evan Royster, 2007-10
...		
24.	1,637	Michael Robinson, 2002-05
25.	1,496	Fran Rogel, 1947-49
26.	1,485	Rocher Kochman, 1959-62
27.	1,480	Bob Campbell, 1966-68
28.	1,422	Tom Donchez, 1971-74
29.	1,362	Steve Geise, 1975-77
30.	1,351	Stephfon Green, 2008-11
31.	1,321	Gary Brown, 1987-90
32.	1,318	Akeel Lynch, 2013-15
33.	1,246	Steve Smith, 1983-86
34.	1,215	Leroy Thompson, 1987-90
35.	1,181	Saquon Barkley, 2015-pres.
36.	1,166	Aaron Harris, 1996-99

RUSHING YARDAGE, SEASON

1.	2,087	Larry Johnson, 2002
...		
15.	1,082	Lenny Moore, 1954
16.	1,076	Saquon Barkley, 2016
17.	1,047	Tony Hunt, 2005
18.	1,044	Curt Warner, 1981
19.	1,041	Curt Warner, 1982
20.	1,026	Ki-Jana Carter, 1993
21.	1,014	Evan Royster, 2010
22.	1,002	D.J. Dozier, 1983
23.	1,000	Zach Zwinak, 2012

100-YARD RUSHING GAMES, CAREER

1.	18	Curt Warner, 1979-82
2.	17	Ki-Jana Carter, 1993-94
	17	Curtis Enis, 1995-97
	17	Blair Thomas, 1986-89
5.	15	Tony Hunt, 2004-06
	15	Lydell Mitchell, 1969-71
	15	Evan Royster, 2007-10
8.	13	John Cappelletti, 1972-73
9.	12	Lenny Moore, 1953-55
10.	11	D.J. Dozier, 1983-86
11.	11	Zach Zwinak, 2012-13
12.	10	Charlie Pittman, 1967-69
13.	9	Eric McCoo, 1998-2000
14.	8	Larry Johnson, 2002
	8	Matt Suhey, 1976-79
16.	7	Silas Redd, 2010-11
17.	6	Bob Campbell, 1966-68
	6	Rodney Kinlaw, 2007
6		Saquon Barkley, 2015-pres.

RECEIVING YARDAGE, CAREER

1.	3,026	Bobby Engram, 1991, 93-95
2.	2,771	Deon Butler, 2005-08
3.	2,474	Allen Robinson, 2011-13
4.	2,395	Derek Moye, 2008-11
5.	2,015	Jordan Norwood, 2005-08
6.	2,008	Bryant Johnson, 1999-2002
7.	2,006	Kenny Jackson, 1980-83
8.	1,988	O.J. McDuffie, 1988-92
9.	1,894	Joe Jurevicius, 1994-97
10.	1,837	Jack Curry, 1965-67
11.	1,825	Terry Smith, 1988-91
12.	1,743	Derrick Williams, 2005-08
13.	1,702	Tony Johnson, 2000-03
14.	1,520	Freddie Scott, 1993-95
15.	1,489	Chris Godwin, 2014-pres.
16.	1,488	DaeSean Hamilton, 2014-pres.
17.	1,437	Chafie Fields, 1996-99

RECEIVING YARDAGE, SEASON

1.	1,432	Allen Robinson, 2013
2.	1,101	Chris Godwin, 2015
3.	1,084	Bobby Engram, 1995
4.	1,029	Bobby Engram, 1994
5.	1,013	Allen Robinson, 2012
6.	977	O.J. McDuffie, 1992
7.	973	Freddie Scott, 1994
8.	917	Bryant Johnson, 2002
9.	899	DaeSean Hamilton, 2014
10.	885	Derek Moye, 2010
11.	873	Bobby Engram, 1993
12.	869	Joe Jurevicius, 1996
13.	866	Bryant Johnson, 2001
14.	846	Terry Smith, 1991
15.	817	Joe Jurevicius, 1997

RECEPTIONS, CAREER

1.	179	Deon Butler, 2005-08
2.	177	Allen Robinson, 2011-13
3.	167	Bobby Engram, 1991, 93-95
4.	161	Derrick Williams, 2005-08
5.	158	Jordan Norwood, 2005-08
6.	144	Derek Moye, 2008-11
7.	129	DaeSean Hamilton, 2014-pres.
8.	125	O.J. McDuffie, 1988-92
9.	117	Jack Curry, 1965-67
10.	110	Bryant Johnson, 1999-2002
11.	109	Kenny Jackson, 1980-83
12.	108	Terry Smith, 1988-91
13.	107	Tony Johnson, 2000-03
14.	101	Chris Godwin, 2014-pres.

RECEPTIONS, SEASON

1.	97	Allen Robinson, 2013
2.	82	DaeSean Hamilton, 2014
3.	77	Allen Robinson, 2012
4.	69	Chris Godwin, 2015
5.	63	O.J. McDuffie, 1992
	63	Bobby Engram, 1995
7.	55	Terry Smith, 1991
	55	Derrick Williams, 2007
	55	Geno Lewis, 2014
10.	53	Derek Moye, 2010
	52	Bobby Engram, 1994

LONGEST PUNTS BY FRESHMEN

1.	74	Anthony Fera vs. Iowa, 2010
2.	63	Daniel Pasquariello vs. Michigan State, 2014
3.	59	Jeremy Kapinos vs. Boston College, 2003
4.	58	Blake Gillikin vs. Kent State, 2016
	58	Jeremy Kapinos at Purdue, 2003



GAME 1

KENT STATE 13



vs.



33 PENN STATE

BEAVER STADIUM
BTN

SEPT. 3, 2016
ATTN: 94,378



GAME RECAPS

UNIVERSITY PARK, Pa. - The Penn State defense shut down Kent State in the second half, led by six sacks and an Amani Oruwariye interception return for a touchdown, as the Nittany Lions defeated the Golden Flashes in its 2016 season opener, 33-13, on a sunny Saturday afternoon in Beaver Stadium.

Penn State held a 16-13 lead at the half, but Oruwariye's 30-yard pick-six set the tone for the final two quarters, as the Nittany Lion defense held Kent State to just 118 yards the rest of the way. Linebacker Brandon Bell added an interception in Penn State territory, and seven different Lions combined for seven sacks for the game - the most by Penn State in a single game since the Northwestern game in 2011.

Sophomore quarterback Trace McSorley enjoyed a successful first career start at the helm of Penn State's new-look offense. He threw touchdown passes to DaeSean Hamilton and Mike Gesicki, connecting on 16-of-31 pass attempts for 209 yards, while also adding 47 yards on the ground. Classmate Saquon Barkley led the rushing attack, totaling 105 yards on 22 carries with one touchdown.

Penn State improves to 107-21-2 in season openers and has won 13 of its last 15. Six Nittany Lions made their first career starts (OG Ryan Bates, QB Trace McSorley, DE Evan Schwan, DT Kevin Givens, DT Parker Cothren, P Blake Gillikin), while 19 played in their first collegiate game for Penn State.

Turning Point

After a back-and-forth first half, Oruwariye's interception return for a touchdown - Penn State's first since 2014 - gave the Nittany Lions their first two-score lead of the game.

Difference Makers

Penn State

- Defense - Limited Kent State's three quarterbacks to 129 yards passing and 14 completions on 28 attempts with two interceptions. Seven different Kent State rushers were limited to 150 yards on 41 attempts. The Nittany Lions did not allow a touchdown on defense against Kent State for at least the fourth consecutive game.
- QB Trace McSorley - McSorley completed 16-of-31 pass attempts for 209 yards (both career highs) and two touchdowns in his first start. He connected on a career-long pass of 43 yards to DeAndre Thompkins and was sacked just once. McSorley also added 47 yards rushing on 14 carries - the most by a Penn State quarterback in a game since Kevin Newsome had 49 yards rushing against Eastern Illinois in 2009.
- RB Saquon Barkley - Rushed for 105 yards and a

touchdown on 22 carries and also caught one pass for 17 yards. It was his sixth career 100-yard rushing game.

- WR Chris Godwin - Godwin continued his consistent play catching seven passes for 67 yards. He has caught at least four passes in 13 of his last 16 games, and at least six in five of his last six games.
- TE Mike Gesicki - Gesicki enjoyed a career day, matching his career high of three receptions while totaling a career-best 42 yards receiving and making his second career touchdown reception.
- CB Amani Oruwariye - Returned an interception 30-yards for a touchdown and made two tackles. The interception and touchdown were career firsts.
- LB Brandon Bell - Second on the team with eight tackles and made an interception at the Penn State 13 at the end of the third quarter.
- DE Shareef Miller - Had 2.0 sacks and five tackles in first career game.
- S Marcus Allen - Forced the third fumble of his career and recovered the second of his career in the second quarter, leading to a Barkley touchdown.

Kent State

- S Nate Holley - Made a game-high 17 tackles.
- DE Terrance Waugh - Stripped McSorley of the ball in the second quarter, leading to a fumble recovery for a touchdown. Also made seven tackles.

Key Drives

PENN STATE 1st Qtr, 5:19-1:56 - TOUCHDOWN

The Nittany Lions answered a Kent State field goal with a touchdown drive after taking over at their own 21. Barkley and McSorley picked up a first down on the ground, and then McSorley found Godwin along the sidelines for a 26-yard pick-up to the Kent State 41. Back-to-back rushes by Barkley netted 13 more yards and another first down. McSorley then found Godwin for seven and rushed for nine more himself to reach the Kent State 12. Barkley rushed to the four and then McSorley connected with Hamilton in the end zone on a slant over the middle for a touchdown.

PENN STATE 2nd Qtr, 8:43-8:02 - TOUCHDOWN

After Marcus Allen forced and recovered a fumble in Kent territory. Barkley rushed for six yards and then scampered down the right sideline, diving inside the pylon to complete a 7-yard touchdown run for a 13-6 lead.

The Rest

Kent State tied the game midway through the second quarter with a fumble recovery for a touchdown, but a pair of Tyler Davis field goals, Oruwariye's pick six and Gesicki's touchdown iced the win.

SCORING SUMMARY

	1	2	3	4	OT	F
KSU	3	10	0	0	-	13
PSU	6	10	10	7	-	33

1st	5:25	KSU	11-64/4:31/3-0
		Shane Hynes 26 yd field goal	
	1:56	PSU	9-79/3:23/3-6
		DaeSean Hamilton 4 yd pass from McSorley (PAT rush fail)	
2nd	11:33	KSU	10-49/5:23/6-6
		Shane Hynes 43 yd field goal	
	8:02	PSU	2-13/0:41/6-13
		Saquon Barkley 7 yd rush (Davis kick)	
	6:12	KSU	13-13
		Eloee Refuge 20 yd fumble recovery (Hynes kick)	
	1:47	PSU	12-49/4:18/13-16
		Tyler Davis 29 yd field goal	
3rd	14:05	PSU	13-23
		Amani Oruwariye 30 yd INT return (Davis kick)	
	4:22	PSU	8-49/2:39/13-26
		Tyler Davis 28 yd field goal	
4th	1:53	PSU	8-67/2:38/13-33
		Mike Gesicki 30 yd pass from McSorley (Davis kick)	

TEAM STATS

	KSU	PSU
First Downs	16	19
Rushing Yards	150	145
Passing Yards	129	209
Passing (C-A-Int)	14-28-2	16-31-0
Total Offense	279	354
Plays	69	69
Fumbles (#-Lost)	2-1	2-1
Penalties (#-Yards)	6-47	5-55
Possession Time	32:56	27:04
3rd-Down Conv.	5-17	5-14
Red-Zone	2-3	4-5
Touchdowns	0	2
Field goals	2	2

OTHER

Time of Game	3:27
Kent State	0-1, 0-0 MAC
Penn State	1-0, 0-0 B1G

INDIVIDUAL STATISTICS

RUSHING

Kent State-Rankin, Justin 13-82; PRICE, Kavious 2-31; Mitchell, Mylik 10-27; Agner, Justin 12-7; Matthews, Will 2-6; Holley, Nick 1-4; Bollas, George 1-minus 7.
Penn State-Barkley, Saquon 22-105; McSorley, Trace 14-47; Robinson, Andre 1-minus 2; TEAM 1-minus 5.

PASSING

Kent State-Agner, Justin 8-15-2-64; Mitchell, Mylik 6-12-0-65; Bollas, George 0-1-0-0.
Penn State-McSorley, Trace 16-31-0-209.

RECEIVING

Kent State-Holley, Nick 4-45; James, Raekwon 2-44; Rankin, Justin 2-15; White, Kris 1-12; Washington, Myles 1-9; Fackler, Brice 1-7; Calhoun, Ernest 1-4; Harrell, Trey 1-minus 3; Price, Kavious 1-minus 4.
Penn State-Godwin, Chris 7-67; Gesicki, Mike 3-49; Blacknall, Saeed 2-24; Hamilton, DaeSean 2-9; Thompkins, DeAndre 1-43; Barkley, Saquon 1-17.

TOP TACKLERS (T-UA-A)

Kent State-Holley, Nate 17-5-12; McRae, Juantez 8-4-4; Waugh, Terence 7-4-3; Monday, Demetrious 6-6-0; Cuthbert, Nick 6-2-4
Penn State-Cabinda, Jason 11-5-6; Bell, Brandon 8-3-5; Sickels, Garrett 6-1-5; Miller, Shareef 5-4-1; Allen, Marcus 5-2-3; Wartman-White, Nyeem 5-1-4; White, Antoine 5-1-4.



@PennStateFBall



PSUFBall

2016

PSUnrivaled.com

GoPSUsports.com



2
MARCUS ALLEN

6-2 > 202 > Jr./Jr. Eligible
Safety > Upper Marlboro, Md.

» 2016

Season: Started one game. **Kent State (9/3):** Logged five stops...Forced and recovered a fumble at the Kent State 20 in the second quarter that led to a Saquon Barkley touchdown to give Penn State the lead for good.

» 2016 GAME-BY-GAME

Tackles (Solo-Assisted-Total)
KENT STATE 3-2-5.

» ALLEN'S CAREER STATISTICS & GAME HIGHS

	UA-A	TK	FR	FC	I	PBU	SACK	TFL
2014	35-23	58	-	-	-	3	1.0-11	2.0-13
2015	43-38	81	1	2	-	2	1.0-9	5.0-19
2016	2-3	5	1	1	-	-	-	-
CAREER	80-64	144	2	3	-	5	2.0-20	7.0-32

Tackles 12; Michigan, 11/21/15
Sacks 1.0; Twice: Last at Maryland, 10/24/15
Tackles for Loss 1.5; Twice: Last vs. Georgia, 1/2/16
Fumble Recoveries 1; Twice: Last Kent State, 9/3/16
Forced Fumbles 1; Three Times: Last Kent State, 9/3/16
Pass Breakups 2; Ohio State, 10/25/14



8
MARK ALLEN

5-6 > 181 > Jr./So. Eligible
Running Back > Hyattsville, Md.

» 2016

Season: Appeared in one game.

» 2016 GAME-BY-GAME

Rushing (Carries-Yards-TD)
KENT STATE 0-0-0.

» ALLEN'S CAREER OFFENSIVE STATISTICS & GAME HIGHS


	Att.-Yds.	Avg.	TD	LG	Rec.-Yds.	Avg.	TD	LG
2015	27-98	3.6	1	28	4-44	11.0	1	16
2016	-	-	-	-	-	-	-	-
Career	27-98	3.6	1	28	4-44	11.0	1	16

Rushing attempts 8; Indiana, 10/10/15
Rushing Yards 45; Indiana, 10/10/15
Rushing Touchdowns 1; Illinois, 10/31/15
Longest Rush 28 yards; Indiana, 10/10/15
Receptions 2; Indiana, 10/10/15
Receiving Yards 29; San Diego State, 9/26/15
Receiving Touchdowns 1; San Diego State, 9/26/15
Longest Reception 16 yards; San Diego State, 9/26/15

» ALLEN'S CAREER PUNT RETURN STATISTICS & GAME HIGHS

	No.	Yds.	Avg.	TD	LG
2015	5	33	6.6	0	14
2016	-	-	-	-	-
Career	5	33	6.6	0	14

Punt Returns 4; at Temple, 9/5/15
Punt Return Yards 33; Temple, 9/5/15
Longest Punt Return 14 yards; Temple, 9/5/15



28
TROY APKE

6-1 > 206 > Jr./Jr. Eligible
Safety > Mt. Lebanon, Pa.

» 2016

Season: Appeared in one game. **Kent State (9/3):** Recorded one tackle.

» 2016 GAME-BY-GAME

Tackles (Solo-Assisted-Total)
KENT STATE 0-1-1.

» APKE'S CAREER STATISTICS & GAME HIGHS

	UA-A	TK	FR	FC	I	PBU	SACK	TFL
2014	0-2	2	-	-	-	-	-	-
2015	16-10	26	-	1	-	1	-	-
2016	0-1	1	-	-	-	-	-	-
CAREER	16-13	29	-	1	-	1	-	-

Tackles 5; Twice: Last at Michigan State, 11/28/15
Forced Fumbles 1; Rutgers, 9/19/15
Pass Breakups 1; Michigan, 11/21/15



26
SAQUON BARKLEY

5-11 > 223 > So./So. Eligible
Running Back > Coplay, Pa.

» CAREER NOTES & RECORDS

Ranks 35th on Penn State's career rushing list with 1,181 yards...Has six career 100-yard games; five in 2015 and one in 2016...Has 36 rushes of 10 or more yards in his career; 34 in 2015 and two in 2016...Broke Penn State's freshman (true or redshirt) season record with 1,076 rushing yards, surpassing D.J. Dozier's mark of 1,002 set in 1983...Ended the 2015 season ranked 16th on the Penn State single season rushing charts...Finished tied for first place on the Penn State true freshman season rushing touchdown (Dozier, 7) and 100-yard rushing games list (Dozier, 5)...Broke Penn State freshman season record for all-purpose yards with 1,237, surpassing the mark set by Dozier in 1983 (1,191).

» 2016

Awards: Selected to the Big Ten Preseason Honor Roll...Named to the Maxwell Award, Doak Walker Award and Rotary Lombardi Award Preseason Watch Lists.

Season: Started one game. **Kent State (9/3):** Posted his first 100-yard game of the season and sixth for his career with 105 yards on 22 carries...Also made one catch for 17 yards...Scored his first touchdown of the season on a 7-yard burst to the pylon off the right side in the second quarter.

» 2016 GAME-BY-GAME

Rushing (Carries-Yards-TD)
KENT STATE 22-105-1.

Receiving (Receptions-Yards-TD)

KENT STATE 1-17-0.

» BARKLEY'S CAREER OFFENSIVE STATISTICS & GAME HIGHS

	Att.-Yds.	Avg.	TD	LG	Rec.-Yds.	Avg.	TD	LG
2015	182-1,076	5.9	7	56	20-161	8.0	1	32
2016	22-105	4.8	1	28	1-17	17.0	-	17
Career	204-1,181	5.7	8	56	21-178	8.4	1	32

Rushing attempts 26; at Ohio State, 10/17/15
Rushing Yards 195; Rutgers, 9/19/15
Rushing Touchdowns 2; Twice: Last at Northwestern, 11/7/15
Longest Rush 56 yards; Twice: Last Michigan, 11/21/15

Receptions 6; at Northwestern, 11/7/15
Receiving Yards 58; Illinois, 10/31/15
Receiving Touchdowns 1; San Diego State, 9/26/15
Longest Reception 32 yards; at Northwestern, 11/7/15

All-Purpose Yards 195; Rutgers, 9/19/15



52
RYAN BATES

6-4 > 305 > So./Fr. Eligible
Guard/Center > Warrington, Pa.

» 2016

Season: Started one game...One of six first-time starters in 2016...One of 18 freshmen (15 redshirt, 3 true) to appear in 2016. **Kent State (9/3):** Made his first career start in his first career game...Helped pave the way for Saquon Barkley's 105-yard rushing effort and protected Trace McSorley, who posted his first career 200-yard passing game.



11
BRANDON BELL

6-1 > 233 > Sr./Sr. Eligible
Linebacker > Mays Landing, N.J.

» 2016

Season: Started one game...Selected as team captain. **Kent State (9/3):** Ranked second on the team with eight stops...Grabbed his third career interception to end a Kent State scoring threat at the end of the third quarter.

» 2016 GAME-BY-GAME

Tackles (Solo-Assisted-Total)
KENT STATE 3-5-8.

» BELL'S CAREER STATISTICS & GAME HIGHS

	UA-A	TK	FR	FC	I	PBU	SACK	TFL
2013	14-10	24	-	1	-	-	-	-
2014	23-24	47	-	-	1	3	2.0-17	7.0-43
2015	36-29	65	1	3	1	-	5.5-33	12.5-52
2016	3-5	8	-	-	1	-	-	-
CAREER	76-68	144	1	4	3	3	7.5-50	19.5-95

Tackles 13; Ohio State, 10/25/14
Sacks 2.5; at Northwestern, 11/7/15
Tackles for Loss 3.5; Twice: Last at Northwestern, 11/7/15
Fumble Recoveries 1; Michigan, 11/21/15
Forced Fumbles 1; Four Times: Last Michigan, 11/21/15
Interceptions 1; Three Times: Last Kent State, 9/3/16
Pass Breakups 2; Maryland, 11/1/14





13 SAEED BLACKNALL

6-3 ▶ 212 ▶ Jr./Jr. Eligible

Wide Receiver ▶ Manalapan, N.J.

» 2016

Season: Started one game. **Kent State (9/3):** Made two catches for 24 yards...Made a 21-yard grab on the left sideline on the first play of Penn State's third scoring drive of the game.

» 2016 GAME-BY-GAME

Receiving (Receptions-Yards-TD)

KENT STATE 2-24-0.

» BLACKNALL'S CAREER OFFENSIVE STATISTICS & GAME HIGHS

	Att.-Yds.	Avg.	TD	LG	Rec.-Yds.	Avg.	TD	LG
2014	1(-1)	(-1.0)	-	(-1)	11-112	10.2	1	24
2015	-	-	-	-	8-248	31.0	1	59
2016	-	-	-	-	2-24	12.0	-	21
Career	1(-1)	(-1.0)	-	(-1)	21-384	18.2	2	59

Receptions..... 4; Twice: Last San Diego State, 9/26/15
 Receiving Yards..... 101; San Diego State, 9/26/15
 Receiving Touchdowns..... 1; Twice: Last Michigan, 11/21/15
 Longest Reception..... 59 yards; at Michigan State, 11/28/15



43 MANNY BOWEN

6-1 ▶ 220 ▶ So./So. Eligible

Linebacker ▶ Barnegat, N.J.

» 2016

Season: Appeared in one game. **Kent State (9/3):** Totaled one tackle... Added his first career pass breakup.

» 2016 GAME-BY-GAME

Tackles (Solo-Assisted-Total)

KENT STATE 0-1-1.

» BOWEN'S CAREER STATISTICS & GAME HIGHS

	UA-A	TK	FR	FC	I	PBU	SACK	TFL
2015	12-6	18	1	1	-	-	-	0.5-2
2016	0-1	1	-	-	-	1	-	-
CAREER	12-7	19	1	1	-	1	-	0.5-2

Tackles..... 6; Army, 10/3/15
 Tackles for Loss..... 0.5; Rutgers, 9/19/15
 Fumble Recoveries..... 1; Army, 10/3/15
 Forced Fumbles..... 1; at Michigan State, 11/28/15
 Pass Breakups..... 1; Kent State, 9/3/16



19 TORRENCE BROWN

6-3 ▶ 257 ▶ Jr./So. Eligible

Defensive End ▶ Tuscaloosa, Ala.

» 2016

Season: Appeared in one game. **Kent State (9/3):** Combined on three tackles.

» 2016 GAME-BY-GAME


Tackles (Solo-Assisted-Total)

KENT STATE 3-0-3.

» BROWN'S CAREER STATISTICS & GAME HIGHS

	UA-A	TK	FR	FC	I	PBU	SACK	TFL
2015	5-6	11	1	-	-	-	1.5-4	5.5-14
2016	0-3	3	-	-	-	-	-	-
CAREER	5-9	14	1	-	-	-	1.5-4	5.5-14

Tackles..... 4; Army, 10/3/15
 Sacks..... 1.0; Michigan, 11/21/15
 Tackles for Loss..... 2.0; Illinois, 10/31/15
 Fumble Recoveries..... 1; at Temple, 9/5/15



97 RYAN BUCHHOLZ

6-6 ▶ 270 ▶ So./Fr. Eligible

Defensive End ▶ Malvern, Pa.

» 2016

Season: Appeared in one game...One of 18 freshmen (15 redshirt, 3 true) to appear in 2016. **Kent State (9/3):** Made two tackles, including his first career sack...Combined with Brandon Bell for his first career stop in the first quarter...Sacked Kent State quarterback Mylik Mitchell to end KSU's final drive of the game for a loss of seven yards...Penn State's seven sacks were the most since logging seven at Northwestern in 2011.

» 2016 GAME-BY-GAME

Tackles (Solo-Assisted-Total)

KENT STATE 1-1-2.

» BUCHHOLZ'S CAREER STATISTICS & GAME HIGHS

	UA-A	TK	FR	FC	I	PBU	SACK	TFL
2016	1-1	2	0	0	0	0	1.0-7	1.0-7
CAREER	1-1	2	0	0	0	0	1.0-7	1.0-7

Tackles..... 2; Kent State, 9/3/16
 Tackles for Loss..... 1.0; Kent State, 9/3/16
 Sacks..... 1.0; Kent State, 9/3/16



40 JASON CABINDA

6-1 ▶ 232 ▶ Jr./Jr. Eligible

Linebacker ▶ Flemington, N.J.

» 2016

Awards: Selected to the Bednarik Award, Butkus Award and Lott IMPACT Trophy Preseason Watch Lists.

Season: Started one game. **Kent State (9/3):** Made a team-high 11 tackles for his fourth career double-digit tackle game.

» 2016 GAME-BY-GAME

Tackles (Solo-Assisted-Total)

KENT STATE 5-6-11.

» CABINDA'S CAREER STATISTICS & GAME HIGHS

	UA-A	TK	FR	FC	I	PBU	SACK	TFL
2014	7-10	17	0	0	0	0	0-0	0.5-1
2015	39-61	100	0	1	1	5	2.5-33	5.5-37
2016	5-6	11	0	0	0	0	0-0	0-0
CAREER	51-77	128	0	1	1	5	2.5-33	6.0-38

Tackles..... 14; Army, 10/3/15
 Sacks..... 2.0; Army, 10/3/15
 Tackles for Loss..... 2.0; Army, 10/3/15
 Forced Fumbles..... 1; Army, 10/3/15
 Interceptions..... 1; at Northwestern, 11/7/15
 Pass Breakups..... 1; Five Times: Last Indiana, 10/10/15



1 CHRISTIAN CAMPBELL

6-1 ▶ 194 ▶ Jr./Jr. Eligible

Cornerback ▶ Phenix City, Ala.

» 2016

Season: Appeared in one game. **Kent State (9/3):** Recorded three stops... Notched a tackle-for-loss in the third quarter on a wide receiver screen.

» 2016 GAME-BY-GAME

Tackles (Solo-Assisted-Total)

KENT STATE 1-2-3.

» CAMPBELL'S CAREER STATISTICS & GAME HIGHS

	UA-A	TK	FR	FC	I	PBU	SACK	TFL
2014	9-1	10	-	-	1	3	-	1.0-1
2015	6-10	16	-	-	-	2	-	1.0-2
2016	1-2	3	-	-	-	-	-	1.0-4
CAREER	16-13	29	-	-	1	5	-	3.0-7

Tackles..... 5; Indiana, 10/10/15
 Tackles for Loss..... 1.0; Three Times: Last Kent State, 9/3/16
 Interceptions..... 1; Temple, 11/15/14
 Pass Breakups..... 1; Four Times: Indiana, 10/10/15



11 IRVIN CHARLES

6-4 ▶ 219 ▶ So./Fr. Eligible

Wide Receiver ▶ Sicklerville, N.J.

» 2016

Season: Appeared in one game...One of 18 freshmen (15 redshirt, 3 true) to appear in 2016. **Kent State (9/3):** Made his collegiate debut.

» 2016 GAME-BY-GAME

Receiving (Receptions-Yards-TD)

KENT STATE 0-0-0.



@PennStateFBall



PSUFball

2016

PSUnivaled.com

GoPSUsports.com



56 TYRELL CHAVIS

6-3 ▶ 295 ▶ Jr./Jr. Eligible

Defensive Tackle ▶ Richmond, Va.

» 2016

Season: Appeared in one game. **Kent State (9/3):** Made his collegiate debut...Totaled two tackles.

» 2016 GAME-BY-GAME

Tackles (Solo-Assisted-Total)
KENT STATE 0-2-2.

» CHAVIS' CAREER STATISTICS & GAME HIGHS

	UA-A	TK	FR	FC	I	PBU	SACK	TFL
2016	0-2	2	-	-	-	-	-	-
CAREER	0-2	2	-	-	-	-	-	-

Tackles2; Kent State, 9/3/16



33 JAKE COOPER

6-1 ▶ 230 ▶ So./So. Eligible

Linebacker ▶ Doylestown, Pa.

» 2016

Season: Appeared in one game.

» 2016 GAME-BY-GAME

Tackles (Solo-Assisted-Total)
KENT STATE 0-0-0.

» COOPER'S CAREER STATISTICS & GAME HIGHS

	UA-A	TK	FR	FC	I	PBU	SACK	TFL
2015	9-5	14	-	-	-	1	1.0-11	2.5-15
2016	-	-	-	-	-	-	-	-
CAREER	9-5	14	-	-	-	1	1.0-11	2.5-15

Tackles6; vs. Georgia, 1/2/16

Sacks1.0; Buffalo, 9/12/15

Tackles for Loss1.0; Twice: Last vs. Maryland, 10/24/15

Pass Breakups1; Rutgers, 9/19/15



41 PARKER COTHREN

6-4 ▶ 295 ▶ Sr./Jr. Eligible

Defensive Tackle ▶ Huntsville, Ala.

» 2016

Season: Started one game...One of six first-time starters in 2016. **Kent State (9/3):** Made his first career start...Made two tackles...Combined with Antoine White for a fourth quarter sack...Penn State's seven sacks were the most since logging seven at Northwestern in 2011.

» 2016 GAME-BY-GAME

Tackles (Solo-Assisted-Total)
KENT STATE 0-2-2.

» COTHREN'S CAREER STATISTICS & GAME HIGHS

	UA-A	TK	FR	FC	I	PBU	SACK	TFL
2014	8-3	11	-	-	-	-	0.5-1	2.5-6
2015	4-9	13	-	-	-	1	0.5-2	0.5-2
2016	0-2	2	-	-	-	-	0.5-2	0.5-2
CAREER	12-12	24	-	-	-	1	1.5-5	3.5-10

Tackles3; Massachusetts, 9/20/14

Sacks0.5; Three Times: Last Kent State, 9/3/16

Tackles for Loss1.0; Twice: Last at Michigan, 10/11/14

Pass Breakups1; Michigan, 11/21/15



38 DESI DAVIS

5-11 ▶ 178 ▶ Jr./So. Eligible

Cornerback ▶ Ardmore, Pa.

» 2016

Season: Appeared in one game. **Kent State (9/3):** Made his collegiate debut...Logged his first career tackle on fourth-and-14 in the fourth quarter, a combined stop with Brandon Bell.

» 2016 GAME-BY-GAME

Tackles (Solo-Assisted-Total)
KENT STATE 0-1-1.

» GIVENS' CAREER STATISTICS & GAME HIGHS

	UA-A	TK	FR	FC	I	PBU	SACK	TFL
2015	-	-	-	-	-	-	-	-
2016	0-1	1	-	-	-	-	-	-
CAREER	0-1	1	-	-	-	-	-	-



95 TYLER DAVIS

5-11 ▶ 180 ▶ Sr./Jr. Eligible

Kicker/Punter ▶ St. Charles, Ill.

» 2016

Season: Started one game at place kicker. **Kent State (9/3):** Converted on all five kicks for nine points...Was 3-for-3 on extra points...Connected on field goals of 29 and 28 yards.

» DAVIS' CAREER SCORING STATISTICS & GAME HIGHS

	FGM-A	%	0-19	20-29	30-39	40-49	50+	LG	XP	PTS
2015	8-8	100.0	2-2	3-3	2-2	1-1	-	42	11-11	35
2016	2-2	100.0	-	2-2	-	-	-	29	3-3	9
Career	10-10	100.0	2-2	5-5	2-2	1-1	-	42	14-14	44

Points Scored10; Michigan, 11/21/15

PATs Made3; Three Times: Last Kent State, 9/3/16

Field Goals Made3; Michigan, 11/21/15

Field Goals Attempted3; Michigan, 11/21/15

Longest Field Goal42 yards; Illinois, 10/31/15

» DAVIS' CAREER KICKOFF STATISTICS

	No.	Yds	AVG	TB	OB
2015	10	595	59.5	3	1
2016	-	-	-	-	-
Career	10	595	59.5	3	1



53 DEREK DOWREY

6-3 ▶ 323 ▶ Gr./Sr. Eligible

Guard/Center ▶ Winchester, Va.

» 2016

Season: Started one game. **Kent State (9/3):** Helped pave the way for Saquon Barkley's 105-yard rushing effort and protected Trace McSorley, who posted his first career 200-yard passing game.



7 KOA FARMER

6-1 ▶ 222 ▶ Jr./So. Eligible

Safety ▶ Lake View Terrace, Calif.

» 2016

Season: Appeared in one game. **Kent State (9/3):** Made his first career tackle in the fourth quarter, a combined stop with Jason Cabinda.

» 2016 GAME-BY-GAME

Tackles (Solo-Assisted-Total)
KENT STATE 0-1-1.

» FARMER'S CAREER STATISTICS & GAME HIGHS

	UA-A	TK	FR	FC	I	PBU	SACK	TFL
2015	-	-	-	-	-	-	-	-
2016	0-1	1	-	-	-	-	-	-
CAREER	0-1	1	-	-	-	-	-	-

Tackles1; Kent State, 9/3/16





72
BRIAN
GAIA

6-3 ▶ 295 ▶ Gr./Sr. Eligible
Guard/Center ▶ Pasadena, Md.

» 2016

Season: Started one game...Named team captain...Moved from guard to center during spring practice...Has played defensive tackle (2013), offensive guard (2014 & 2015) and center (2016) in his career. **Kent State (9/3):** Started at center for the first time in his career...Helped pave the way for Saquon Barkley's 105-yard rushing effort and protected Trace McSorley, who posted his first career 200-yard passing game.



88
MIKE
GESICKI

6-6 ▶ 252 ▶ Jr./Sr. Eligible
Tight End/H-Back ▶ Manahawkin, N.J.

» 2016

Awards: Selected to the Mackey Award Preseason Watch List.

Season: Started one game. **Kent State (9/3):** Tied his career high with three receptions and one touchdown grab...Set a career high with 49 yards receiving.

» 2016 GAME-BY-GAME

Receiving (Receptions-Yards-TD)
KENT STATE 3-49-1.

» GESICKI'S CAREER OFFENSIVE STATISTICS & GAME HIGHS

	Att.-Yds.	Avg.	TD	LG	Rec.-Yds.	Avg.	TD	LG
2014	-	-	-	-	11-114	10.4	-	30
2015	-	-	-	-	13-125	9.6	1	33
2016	-	-	-	-	3-49	13.0	1	30
Career	-	-	-	-	27-288	10.6	2	33

Receptions 3; Twice: Last Kent State, 9/3/16
Receiving Yards 49; Kent State, 9/3/16
Receiving Touchdowns 1; Twice: Last Kent State, 9/3/16
Longest Reception 33 yards; Army, 10/3/15



93
BLAKE
GILLIKIN

6-2 ▶ 182 ▶ Fr./Fr. Eligible
Punter/Kicker ▶ Smyrna, Ga.

» 2016

Season: Started one game at punter...Is just the third true freshman to start at punter since 1946 (1979, Ralph Giacommaro; 2014 Daniel Pasquariello)...One of six first-time starters in 2016...One of 18 freshmen (15 redshirt, 3 true) to appear in 2016. **Kent State (9/3):** Hit six punts for 282 yards...Averaged 47.0 yards per punt, which is the fourth-best performance by a freshman in Penn State history...Booted a long punt of 58 yards...Pinned two punts inside the 20.

» GULLA'S CAREER PUNTING STATISTICS & GAME HIGHS

	Punts	Yards	Avg.	I-20	FC	50+	LG	BLK
2016	6	282	47.0	2	1	1	58	-
CAREER	6	282	47.0	2	1	1	58	-

Punt Attempts 6; Kent State, 9/3/16
Punt Yards 282; Kent State, 9/3/16
Punt Average 47.0; Kent State, 9/3/16
Longest Punt 58; Kent State, 9/3/16



30
KEVIN
GIVENS

6-1 ▶ 275 ▶ So./Fr. Eligible
Defensive Tackle ▶ Altoona, Pa.

» 2016

Season: Started one game...One of six first-time starters in 2016...One of 18 freshmen (15 redshirt, 3 true) to appear in 2016. **Kent State (9/3):** Started his first career game...Made two stops...Recorded his first career tackle in the first quarter, a combined stop with Christian Campbell.

» 2016 GAME-BY-GAME

Tackles (Solo-Assisted-Total)
KENT STATE 0-2-2.

» GIVENS' CAREER STATISTICS & GAME HIGHS

	UA-A	TK	FR	FC	I	PBU	SACK	TFL
2016	0-2	2	-	-	-	-	-	-
CAREER	0-2	2	-	-	-	-	-	-

Tackles 2; Kent State, 9/3/16



12
CHRIS
GODWIN

6-1 ▶ 205 ▶ Jr./Sr. Eligible
Wide Receiver ▶ Middletown, Del.

» CAREER NOTES & RECORDS

Is one of 14 players to eclipse the 100 career catch mark, joining teammate DaeSean Hamilton and current assistant coach Terry Smith (108; 1989-91)... Godwin and Hamilton are just the second set of teammates with 100-plus career receptions, joining Derrick Williams, Jordan Norwood and Deon Butler (2005-08)...Ranks 15th on the career receiving yards list with 1,489 yards... Sits 14th on the career receptions charts (101)...Became just the third Penn State wide receiver (Bobby Engram, Allen Robinson) to eclipse the 1,000-yard mark in a single season, finishing second on the season receiving yards list with 1,101 yards...Finished fourth on the Penn State season receptions list with 69 in 2015...Owns six career 100-yard receiving games, with five coming in 2015 and the other coming against Boston College in the 2014 New Era Pinstripe Bowl...Has at least one catch in 26 of 27 career games, including four or more grabs in 13 of his last 15 games dating back to 2014... Owns the Penn State record for career bowl receiving yardage (273 yards in two bowls)...Ranks second (140; 2014 Pinstripe Bowl) and third (133; 2016 TaxSlayer Bowl) in individual bowl game receiving yardage.

» 2016

Awards: Selected to the Maxwell Award and Biletnikoff Award Preseason Watch Lists.

Season: Started one game. **Kent State (9/3):** Made seven catches for 67 yards to lead the team in both categories...Became the 14th member of the 100-catch club with his sixth grab of the game...Hauled in a 26-yard pass during Penn State's first scoring drive of the game...Made a 7-yard grab on third-and-7 to extend Penn State's final scoring drive.

» 2016 GAME-BY-GAME

Receiving (Receptions-Yards-TD)
KENT STATE 7-67-0.

» GODWIN'S CAREER OFFENSIVE STATISTICS & GAME HIGHS

	Att.-Yds.	Avg.	TD	LG	Rec.-Yds.	Avg.	TD	LG
2014	2-1	0.5	-	1	25-321	12.8	2	72
2015	-	-	-	-	69-1,101	16.0	5	56
2016	-	-	-	-	7-67	9.5	-	26
Career	2-1	0.5	-	1	101-1,489	15.1	7	72

Receptions 11; at Michigan State, 11/28/15
Receiving Yards 140; vs. Boston College, 12/27/14
Receiving Touchdowns 2; at Michigan State, 11/28/15
Longest Reception 72 yards; vs. Boston College, 12/27/14



6
MALIK
GOLDEN

6-0 ▶ 205 ▶ Gr./Sr. Eligible
Safety ▶ Hartford, Conn.

» 2016

Season: Started one game. **Kent State (9/3):** Collected three tackles... Broke up a career-best two passes.

» 2016 GAME-BY-GAME

Tackles (Solo-Assisted-Total)
KENT STATE 3-0-3.

» GOLDEN'S CAREER STATISTICS & GAME HIGHS

	UA-A	TK	FR	FC	I	PBU	SACK	TFL
2013	3-5	8	-	-	-	1	-	-
2014	4-3	7	-	-	-	1	-	0.5-1
2015	17-23	40	-	-	1	1	-	-
2016	3-0	3	-	-	-	2	-	-
CAREER	27-31	58	-	-	1	5	-	0.5-1

Tackles 9; at Michigan State, 11/28/15
Tackles for Loss 0.5; Massachusetts, 9/20/14
Interceptions 1; vs. Maryland, 10/24/15
Pass Breakups 2; Kent State, 9/3/16



57
STEVEN
GONZALEZ

6-4 ▶ 334 ▶ So./Fr. Eligible
Guard/Center ▶ Union City, N.J.

» 2016

Season: Appeared in one game...One of 18 freshmen (15 redshirt, 3 true) to appear in 2016. **Kent State (9/3):** Made his first career appearance.



37
CHRIS
GULLA

6-1 ▶ 196 ▶ Sr./Sr. Eligible
Kicker/Punter ▶ Toms River, N.J.

» 2016

Season: Appeared in one game...Served as the holder on all placements.

» GULLA'S CAREER PUNTING STATISTICS & GAME HIGHS

	Punts	Yards	Avg.	I-20	FC	50+	LG	BLK
2014	28	1045	37.3	9	11	4	53	1
2015	23	868	37.7	8	6	3	52	-
2016	-	-	-	-	-	-	-	-
CAREER	47	1,913	37.5	17	17	7	53	1

Punt Attempts 7; San Diego State, 9/26/15
Punt Yards 294; San Diego State, 9/26/15
Longest Punt 53 yards; Akron, 9/6/14

Note: Has three career kickoffs for an average of 47.0 yards.



@PennStateFBall



PSUFBall

2016

PSUnivaled.com

GoPSUsports.com



15 GRANT HALEY

5-9 ▶ 185 ▶ Jr./Sr. Eligible
Cornerback ▶ Atlanta, Ga.

» CAREER NOTES & RECORDS

Broke the Penn State season record with 32 kickoff returns in 2014 (Chaz Powell, 27; 2011)...His 659 kickoff return yards in 2014 rank second on the school season list (Powell, 733 yards; 2011)...His first career interception was returned for a touchdown against Temple and was the first defensive touchdown scored by a Penn State true freshman since Paul Posluszny returned an interception against Indiana on the same date (Nov. 15) in 2003.

» 2016

Season: Started one game.

» 2016 GAME-BY-GAME

Tackles (Solo-Assisted-Total)
KENT STATE 0-0-0.

» HALEY'S CAREER STATISTICS & GAME HIGHS

	UA-A	TK	FR	FC	I	PBU	SACK	TFL
2014	12-6	18	-	-	1	2	-	-
2015	27-15	42	-	1	2	7	-	2.0-10
2016	-	-	-	-	-	-	-	-
CAREER	39-21	60	-	1	3	9	-	2.0-10

Tackles 7; vs. Georgia, 1/2/16
Tackles for Loss 1.0; vs. Georgia, 1/2/16
Forced Fumbles 1; at Northwestern, 11/7/15
Interceptions 1; Three Times: Last vs. Maryland, 10/24/15
Long Interception Return 30 yards; Temple, 11/15/14
Pass Breakups 2; Michigan, 11/21/15



5 DAESEAN HAMILTON

6-1 ▶ 205 ▶ Sr./Jr. Eligible
Wide Receiver ▶ Fredericksburg, Va.

» CAREER NOTES & RECORDS

Ranks seventh on Penn State's all-time receptions list with 129 catches... Has 14 career games with five-plus receptions...Is one of just 14 Nittany Lions with 100-plus career receptions, joining teammate Chris Godwin and current assistant coach Terry Smith (108, 1989-91)...Ranks 16th on Penn State's all-time receiving yardage list (1,488)...Hamilton and Godwin are just the second set of teammates with 100-plus career receptions, joining Derrick Williams, Jordan Norwood and Deon Butler (2005-08)...His 82 catches in 2014 rank second on Penn State's single season charts...Broke the Penn State freshman records for receptions (14) and receiving yards (165) in a game and season in 2014...His 82 receptions rank second in a season in school history, trailing only Allen Robinson (97 in 2013)...Broke the Penn State game reception record with 14 catches against No. 13 Ohio State...In just the sixth game of the season, broke the Penn State freshman record for receptions in a season with his second of seven catches at Michigan, passing Deon Butler's mark of 37 from the 2005 season...Set the program freshman record for receiving yards in a season against Maryland, passing Butler's mark of 691 yards in 2005...One of just six Penn State freshmen to record a 100-yard receiving game and his four 100-yard efforts are the most by a Penn State freshman, surpassing Butler's two from 2005.

» 2016

Season: Started one game. Kent State (9/3): Had two catches for nine yards and one touchdown.

» 2016 GAME-BY-GAME

Receiving (Receptions-Yards-TD)
KENT STATE 2-9-1.

» HAMILTON'S CAREER OFFENSIVE STATISTICS & GAME HIGHS

	Att.-Yds.	Avg.	TD	LG	Rec.-Yds.	Avg.	TD	LG
2014	8-32	4.0	-	11	82-899	11.0	2	51
2015	-	-	-	-	45-580	12.9	6	48
2016	-	-	-	-	2-9	4.5	1	5
Career	8-32	4.0	-	11	129-1,488	11.5	9	51

Receptions 14; Ohio State, 10/25/14
Receiving Yards 165; vs. UCF, 8/30/14
Receiving Touchdowns 1; Nine Times: Last Kent State, 9/3/16
Longest Reception 51 yards; vs. Northwestern, 9/27/14
All-Purpose Yards 165; vs. UCF, 8/30/14



18 JONATHAN HOLLAND

6-4 ▶ 245 ▶ So./Fr. Eligible
Tight End/H-Back ▶ Brandywine, Md.

» 2016

Season: Appeared in one game...One of 18 freshmen (15 redshirt, 3 true) to appear in 2016. Kent State (9/3): Made his collegiate debut.

» 2016 GAME-BY-GAME

Receiving (Receptions-Yards-TD)
KENT STATE 0-0-0.



76 STERLING JENKINS

6-8 ▶ 328 ▶ So./Fr. Eligible
Tackle ▶ Pittsburgh, Pa.

» 2016

Season: Appeared in one game...One of 18 freshmen (15 redshirt, 3 true) to appear in 2016. Kent State (9/3): Made his collegiate debut.



84 JUWAN JOHNSON

6-4 ▶ 218 ▶ So./Fr. Eligible
Wide Receiver ▶ Glassboro, N.J.

» 2016

Season: Appeared in one game...One of 18 freshmen (15 redshirt, 3 true) to appear in 2016. Kent State (9/3): Made his collegiate debut.

» 2016 GAME-BY-GAME

Receiving (Receptions-Yards-TD)
KENT STATE 0-0-0.



99 JOE JULIUS

5-10 ▶ 258 ▶ Jr./So. Eligible
Kicker ▶ Hummelstown, Pa.

» 2016

Season: Appeared in one game. Kent State (9/3): Handled all of the kickoff duties...Averaged 64.7 yards on seven kickoffs...Six of seven kickoffs were touchbacks...Also made one tackle.

» JULIUS' CAREER SCORING STATISTICS & GAME HIGHS

	FGM-A	%	0-19	20-29	30-39	40-49	50+	LG	XP	PTS
2015	10-12	83.3	-	5-5	3-3	2-4	-	40	20-24	50
2016	-	-	-	-	-	-	-	-	-	-
Career	10-12	83.3	-	5-5	3-3	2-4	-	40	20-24	50

Points Scored 13; vs. San Diego State, 9/26/15
PATs Made 4; Three times: Last vs. Maryland, 10/24/15
Field Goals Made 3; vs. San Diego State, 9/26/15
Field Goals Attempted 3; Twice: Last vs. San Diego State, 9/26/15
Longest Field Goal 40 yards; Twice: Last vs. Maryland, 10/24/15
Tackles 1; Three Times: Last Kent State, 9/3/16

» JULIUS' CAREER KICKOFF STATISTICS

	No.	Yds	AVG	TB	OB
2015	53	3,284	61.9	19	4
2016	7	453	64.7	6	-
Career	60	3,737	62.2	25	4



55 WENDY LAURENT

6-2 ▶ 297 ▶ Gr./Sr. Eligible
Center/Guard ▶ Hamilton, N.J.

» 2016

Season: Appeared in one game.





70
BRENDAN MAHON

6-4 ▶ 320 ▶ Sr./Jr. Eligible
Guard/Center ▶ Randolph, N.J.

» 2016

Season: Started one game. **Kent State (9/3):** Helped pave the way for Saquon Barkley's 105-yard rushing effort and protected Trace McSorley, who posted his first career 200-yard passing game.



66
CONNOR MCGOVERN

6-5 ▶ 310 ▶ Fr./Fr. Eligible
Center ▶ Larksville, Pa.

» 2016

Season: Appeared in one game...One of 18 freshmen (15 redshirt, 3 true) to appear in 2016. **Kent State (9/3):** Made his collegiate debut.



9
TRACE MCSORLEY

6-0 ▶ 205 ▶ Jr./So. Eligible
Quarterback ▶ Ashburn, Va.

» 2016

Season: Started one game...One of six first-time starters in 2016. **Kent State (9/3):** Made his first collegiate start...Recorded his first career 200-yard passing game...Completed 16-of-31 passes for 209 yards and two touchdowns...Ran the ball 14 times for 47 yards, setting career highs in both categories...Connected with DaeSean Hamilton and Mike Gesicki on touchdown passes...Set career highs for pass completions (16) and yards (209), and tied his career highs for pass attempts (31) and touchdown passes (2).

» **MCSORLEY'S CAREER PASSING STATISTICS & GAME HIGHS**

	C-A	Yds.	%	TD-INT	YPG	LG
2015	20-40	185	50.0	2-0	26.4	21
2016	16-31	209	51.6	2-0	209.0	43
Career	36-71	394	50.7	4-0	49.2	43

Pass Completions 16; Kent State, 9/3/16
Pass Attempts 31; Twice: Last Kent State, 9/3/16
Passing Yards 209; Kent State, 9/3/16
Passing Touchdowns 2; Twice: Last Kent State, 9/3/16
Long Pass 43 yards; Kent State, 9/3/16

» **MCSORLEY'S CAREER OFFENSIVE STATISTICS & GAME HIGHS**

	Att.-Yds.	Avg.	TD	LG	Rec.-Yds.	Avg.	TD	LG
2015	13-43	3.3	-	14	-	-	-	-
2016	14-47	3.4	-	9	-	-	-	-
Career	27-90	3.3	-	14	-	-	-	-

Rush Attempts 14; Kent State, 9/3/16
Rush Yards 47; Kent State, 9/3/16
Long Rush 14 yards; vs. Georgia, 1/2/16
Total Offense Yards 256; Kent State, 9/3/16
All-Purpose Yards 47; Kent State, 9/3/16



9
JARVIS MILLER

6-2 ▶ 205 ▶ So./Fr. Eligible
Safety ▶ Suffield, Conn.

» 2016

Season: Appeared in one game...One of 18 freshmen (15 redshirt, 3 true) to appear in 2016. **Kent State (9/3):** Made his collegiate debut.

» **2016 GAME-BY-GAME**

Tackles (Solo-Assisted-Total)
KENT STATE 0-0-0.



48
SHAREEF MILLER

6-5 ▶ 255 ▶ So./Fr. Eligible
Defensive End ▶ Philadelphia, Pa.

» 2016

Season: Appeared in one game...One of 18 freshmen (15 redshirt, 3 true) to appear in 2016. **Kent State (9/3):** Made his collegiate debut...Totaled five tackles...Made his first collegiate tackle in the second quarter...Picked up his first career sack in the third quarter with a 10-yard takedown of Justin Agner to force a punt...Sacked Agner later in the third quarter for his second of the game...Penn State's seven sacks were the most since logging seven at Northwestern in 2011.

» **2016 GAME-BY-GAME**

Tackles (Solo-Assisted-Total)
KENT STATE 3-2-5.

» **MILLER'S CAREER STATISTICS & GAME HIGHS**

	UA-A	TK	FR	FC	I	PBU	SACK	TFL
2016	4-1	5	-	-	-	-	2.0-14	2.0-14
CAREER	4-1	5	-	-	-	-	2.0-14	2.0-14

Tackles 5; Kent State, 9/3/16
Tackles for Loss 2.0; Kent State, 9/3/16
Sacks 2.0; Kent State, 9/3/16



91
RYAN MONK

6-1 ▶ 290 ▶ So./Fr. Eligible
Defensive Tackle ▶ Dallas, Pa.

» 2016

Season: Appeared in one game...One of 18 freshmen (15 redshirt, 3 true) to appear in 2016. **Kent State (9/3):** Made his collegiate debut.

» **2016 GAME-BY-GAME**

Tackles (Solo-Assisted-Total)
KENT STATE 0-0-0.



59
ANDREW NELSON

6-6 ▶ 306 ▶ Sr./Jr. Eligible
Tackle ▶ Hershey, Pa.

» 2016

Season: Started one game. **Kent State (9/3):** Helped pave the way for Saquon Barkley's 105-yard rushing effort and protected Trace McSorley, who posted his first career 200-yard passing game



21
AMANI ORUWARIYE

6-1 ▶ 201 ▶ Jr./So. Eligible
Cornerback ▶ Tampa, Fla.

» 2016

Season: Appeared in one game. **Kent State (9/3):** Tied his career high with two tackles...Recorded his first career interception in the third quarter and returned it 30 yards for a touchdown...It was the first interception return for a touchdown since 2014 vs. Temple (Haley).

» **2016 GAME-BY-GAME**

Tackles (Solo-Assisted-Total)
KENT STATE 0-2-2.

» **ORUWARIYE'S CAREER STATISTICS & GAME HIGHS**

	UA-A	TK	FR	FC	I	PBU	SACK	TFL
2015	1-4	5	-	-	-	1	-	-
2016	0-2	2	-	-	1	-	-	-
CAREER	1-6	7	-	-	-	1	-	-

Tackles 2; Twice: Last Kent State, 9/3/16
Interceptions 1; Kent State, 9/3/16
Long Interception Return 30 yards; Kent State, 9/3/16
Pass Breakups 1; Illinois, 10/31/15



73
PARIS PALMER

6-7 ▶ 300 ▶ Sr./Sr. Eligible
Tackle ▶ Plymouth, N.C.

» 2016

Season: Appeared in one game.



89
TOM PANCOAST

6-3 ▶ 235 ▶ Sr./Jr. Eligible
Tight End/H-Back ▶ West Chester, Pa.

» 2016

Season: Appeared in one game.

» **2016 GAME-BY-GAME**

Receiving (Receptions-Yards-TD)
KENT STATE 0-0-0.





10 BRANDON POLK

5-9 ▶ 175 ▶ So./So. Eligible
Wide Receiver ▶ Ashburn, Va.

» **2016**
Season: Appeared in one game.

» **2016 GAME-BY-GAME**
Receiving (Receptions-Yards-TD)
KENT STATE 0-0-0.

» **POLK'S CAREER OFFENSIVE STATISTICS & GAME HIGHS**

SEASON	Att.-Yds.	Avg.	TD	LG	Rec.-Yds.	Avg.	TD	LG
2015	18-159	8.8	1	33	6-57	9.5	1	39
2016	-	-	-	-	-	-	-	-
Career	18-159	8.8	1	33	6-57	9.5	1	39

Rushing attempts.....3; Three times: Last vs. Georgia, 1/2/16
Rushing Yards.....50; at Temple, 9/5/15
Rushing Touchdowns.....1; Buffalo, 9/12/15
Longest Rush.....33 yards; at Temple, 9/5/15

Receptions.....2; Indiana, 10/10/15
Receiving Yards.....46; Indiana, 10/10/15
Receiving Touchdowns.....1; Indiana, 10/10/15
Longest Reception.....39 yards; Indiana, 10/10/15


All-Purpose Yards.....89; at Ohio State, 10/17/15

» **2016 GAME-BY-GAME**
Kickoff Returns (Returns-Yards-TD-YPR)
KENT STATE 0-0-0-0-0.

» **POLK'S CAREER KICKOFF RETURN STATISTICS & GAME HIGHS**

	No.	Yds.	Avg.	TD	LG
2015	10	209	20.9	-	33
2016	-	-	-	-	-
Career	10	209	20.9	-	33

Kick Returns.....4; at Ohio State, 10/17/15
Kick Return Yards.....79; at Ohio State, 10/17/15
Long Kick Return.....33 yards; at Ohio State, 10/17/15



29 JOHN REID

5-10 ▶ 191 ▶ So./So. Eligible
Cornerback ▶ Mount Laurel, N.J.

» **2016**
Season: Started one game. **Kent State (9/3)**: Totaled four tackles... Combined with Antoine White for his first career sack, a takedown of Mylik Mitchell in the fourth quarter...Also returned four punts for 22 yards... Posted a long return of 21 yards in the third quarter...Penn State's seven sacks were the most since logging seven at Northwestern in 2011.

» **2016 GAME-BY-GAME**
Tackles (Solo-Assisted-Total)
KENT STATE 2-2-4.

» **REID'S CAREER STATISTICS & GAME HIGHS**

	UA-A	TK	FR	FC	I	PBU	SACK	TFL
2015	18-11	29	1	1	2	5	0-0	1.0-2
2016	2-2	4	-	-	-	-	0.5-3	0.5-3
CAREER	20-13	33	1	1	2	5	0.5-3	1.5-5

Tackles.....5; Twice: Last at Michigan State, 11/28/15
Tackles for Loss.....1.0; at Northwestern, 11/7/15
Sacks.....0.5; Kent State, 9/3/16
Forced Fumbles.....1; vs. Maryland, 10/24/15
Fumble Recoveries.....1; Rutgers, 9/19/15
Interceptions.....1; Twice, Last Indiana, 10/10/15
Long Interception Return.....44 yards; Rutgers, 9/19/15
Pass Breakups.....2; vs. Georgia, 1/2/16

» **2016 GAME-BY-GAME**
Punt Returns (Returns-Yards-TD-YPR)
KENT STATE 4-22-0-5.5.

» **REID'S CAREER PUNT RETURN STATISTICS & GAME HIGHS**

	No.	Yds.	Avg.	TD	LG
2016	4	22	5.5	-	21
Career	4	22	5.5	-	21

Punt Returns.....4; Kent State, 9/3/16
Punt Return Yards.....22; Kent State, 9/3/16
Longest Punt Return.....21 yards; Kent State, 9/3/16



6 ANDRE ROBINSON

5-9 ▶ 216 ▶ So./Fr. Eligible
Running Back ▶ Mechanicsburg, Pa.

» **2016**
Season: Appeared in one game...One of 18 freshmen (15 redshirt, 3 true) to appear in 2016. **Kent State (9/3)**: Made his collegiate debut...Rushed one time for a loss of two yards.

» **2016 GAME-BY-GAME**
Rushing (Carries-Yards-TD)
KENT STATE 1-(-2)-0.

» **ROBINSON'S CAREER OFFENSIVE STATISTICS & GAME HIGHS**

	Att.-Yds.	Avg.	TD	LG	Rec.-Yds.	Avg.	TD	LG
2016	2-(-2)	(-2.0)	-	-	-	-	-	-
Career	2-(-2)	(-2.0)	-	-	-	-	-	-



24 MILES SANDERS

5-11 ▶ 205 ▶ Fr./Fr. Eligible
Running Back ▶ Pittsburgh, Pa.

» **2016**
Season: Appeared in one game...One of 18 freshmen (15 redshirt, 3 true) to appear in 2016. **Kent State (9/3)**: Made his collegiate debut... Returned two kickoffs for 36 yards...Posted a long kickoff return of 19 yards in the second quarter.

» **2016 GAME-BY-GAME**
Rushing (Carries-Yards-TD)
KENT STATE 0-0-0.

» **SANDERS' CAREER OFFENSIVE STATISTICS & GAME HIGHS**

	Att.-Yds.	Avg.	TD	LG	Rec.-Yds.	Avg.	TD	LG
2016	-	-	-	-	-	-	-	-
Career	-	-	-	-	-	-	-	-

» **2016 GAME-BY-GAME**
Kickoff Returns (Returns-Yards-TD-YPR)
KENT STATE 2-36-0-18.0.

» **SANDERS' CAREER KICKOFF RETURN STATISTICS & GAME HIGHS**

	No.	Yds.	Avg.	TD	LG
2016	2	36	18.0	-	19
Career	2	36	18.0	-	19

Kickoff Returns.....2; Kent State, 9/3/16
Kickoff Return Yards.....36; Kent State, 9/3/16
Longest Kickoff Return.....19 yards; Kent State, 9/3/16



94 EVAN SCHWAN

6-6 ▶ 263 ▶ Gr./Sr. Eligible
Defensive End ▶ Harrisburg, Pa.

» **2016**
Season: Started one game...Made his first collegiate start vs. Kent State (9/3)...One of six first-time starters in 2016. **Kent State (9/3)**: Tied his career high with four stops...Notched his first solo tackle-for-loss with a tackle behind the line in the second quarter.

» **2016 GAME-BY-GAME**
Tackles (Solo-Assisted-Total)
KENT STATE 2-2-4.

» **SCHWAN'S CAREER STATISTICS & GAME HIGHS**

	UA-A	TK	FR	FC	I	PBU	SACK	TFL
2013	1-3	4	-	-	-	-	-	0.5-0
2014	4-2	6	-	-	-	-	-	-
2015	8-13	21	-	-	-	1	-	0.5-0
2016	2-2	4	-	-	-	-	-	1.0-3
CAREER	15-20	35	-	-	-	1	-	2.0-3

Tackles.....4; Three Times: Last Kent State, 9/3/16
Tackles for Loss.....1.0; Kent State, 9/3/16
Pass Breakups.....1; Indiana, 10/10/15



4 NICK SCOTT

5-11 ▶ 200 ▶ Jr./So. Eligible
Safety ▶ Fairfax, Va.

» **2016**
Season: Appeared in one game. **Kent State (9/3)**: Made one tackle... Returned two kickoffs for 52 yards, including a long of 30 in the second quarter.

» **2016 GAME-BY-GAME**
Tackles (Solo-Assisted-Total)
KENT STATE 1-0-1.

» **SCOTT'S CAREER STATISTICS & GAME HIGHS**

	UA-A	TK	FR	FC	I	PBU	SACK	TFL
2015	5-3	8	-	-	-	-	-	-
2016	0-1	1	-	-	-	-	-	-
CAREER	5-4	9	-	-	-	-	-	-

Tackles.....2; Twice: Last at Michigan State, 11/28/15

» **2016 GAME-BY-GAME**
Kickoff Returns (Returns-Yards-TD-YPR)
KENT STATE 2-52-0-26.0.

» **SCOTT'S CAREER KICKOFF RETURN STATISTICS & GAME HIGHS**

	No.	Yds.	Avg.	TD	LG
2015	13	310	23.8	-	58
2016	2	52	26.0	-	30
Career	15	362	24.1	-	58

Kick Returns.....4; vs. Maryland, 10/24/15
Kick Return Yards.....85; vs. Maryland, 10/24/15
Long Kick Return.....58 yards; Buffalo, 9/12/15



90 GARRETT SICKELS

6-4 ▶ 260 ▶ Sr./Jr. Eligible
Defensive End ▶ Red Bank, N.J.

» 2016

Season: Started one game. **Kent State (9/3):** Collected six tackles... Tied his career high with 1.0 sack... Combined with Nyeem Wartman-White on a second quarter sack and Antoine White on a fourth quarter sack... Also combined with Jordan Smith for a tackle-for-loss in the third quarter... Penn State's seven sacks were the most since logging seven at Northwestern in 2011.

» 2016 GAME-BY-GAME

Tackles (Solo-Assisted-Total)
KENT STATE 1-5-6.

» SICKELS' CAREER STATISTICS & GAME HIGHS

	UA-A	TK	FR	FC	I	PBU	SACK	TFL
2014	7-4	11	-	-	-	-	2.0-10	3.0-12
2015	13-22	35	2	1	-	1	3.0-19	5.0-26
2016	1-5	6	-	-	-	-	1.0-10	1.5-14
CAREER	21-31	52	2	1	-	1	6.0-39	9.5-52

Tackles8; at Ohio State, 10/17/15
Sacks1.0; Five Times: Last Kent State, 9/3/16
Tackles for Loss2.0; vs. Maryland, 11/1/14
Forced Fumbles1; San Diego State, 9/26/15
Fumble Recoveries1; Twice: Last vs. Maryland 10/24/15
Pass Breakups1; San Diego State, 9/26/15



47 BRANDON SMITH

6-0 ▶ 228 ▶ Sr./Jr. Eligible
Linebacker ▶ Winfield, Pa.

» 2016

Season: Appeared in one game on special teams.

» 2016 GAME-BY-GAME

Tackles (Solo-Assisted-Total)
KENT STATE 0-0-0.

» SMITH'S CAREER STATISTICS & GAME HIGHS

	UA-A	TK	FR	FC	I	PBU	SACK	TFL
2014	-	-	-	-	DNP	-	-	-
2015	0-1	1	-	-	-	-	-	-
2016	-	-	-	-	-	-	-	-
CAREER	0-1	1	-	-	-	-	-	-

Tackles1; Illinois, 10/31/15



12 JORDAN SMITH

5-10 ▶ 185 ▶ Sr./Sr. Eligible
Cornerback ▶ Washington, D.C.

» 2016

Season: Appeared in one game. **Kent State (9/3):** Posted one tackle... Tied a career high with 0.5 tackle-for-loss... Lone stop was a combined tackle-for-loss with Garrett Sickels in the third quarter.

» 2016 GAME-BY-GAME

Tackles (Solo-Assisted-Total)
KENT STATE 1-0-1.

» SMITH'S CAREER STATISTICS & GAME HIGHS

	UA-A	TK	FR	FC	I	PBU	SACK	TFL
2013	3-2	5	-	-	-	-	-	-
2014	-	-	-	-	-	-	-	-
2015	1-3	4	-	-	-	-	-	0.5-1
2016	0-1	1	-	-	-	-	-	0.5-4
CAREER	4-6	10	-	-	-	-	-	1.0-5

Tackles2; Twice: Last at Temple, 9/5/15
Tackles for Loss0.5; Twice: Last Kent State, 9/3/16



2 TOMMY STEVENS

6-4 ▶ 218 ▶ So./Fr. Eligible
Quarterback ▶ Indianapolis, Ind.

» 2016

Season: Appeared in one game... One of 18 freshmen (15 redshirt, 3 true) to appear in 2016. **Kent State (9/3):** Made his collegiate debut.

» 2016 GAME-BY-GAME

Passing (Comp-Att-Yds-TD-INT)
KENT STATE 0-0-0-0-0.



17 GARRETT TAYLOR

6-0 ▶ 193 ▶ So./Fr. Eligible
Cornerback ▶ Richmond, Va.

» 2016

Season: Appeared in one game... One of 18 freshmen (15 redshirt, 3 true) to appear in 2016. **Kent State (9/3):** Made his collegiate debut.

» 2016 GAME-BY-GAME

Tackles (Solo-Assisted-Total)
KENT STATE 0-0-0.



20 JOHNATHAN THOMAS

5-11 ▶ 220 ▶ Jr./So. Eligible
Linebacker ▶ Peabody, Mass.

» 2016

Season: Appeared in one game.

» 2016 GAME-BY-GAME

Tackles (Solo-Assisted-Total)
KENT STATE 0-0-0.



3 DeANDRE THOMPKINS

5-11 ▶ 190 ▶ Jr./So. Eligible
Wide Receiver ▶ Hubert, N.C.

» 2016

Season: Appeared in one game. **Kent State (9/3):** Made one catch for a career-high 43 yards... The 43-yard reception was a career-long for himself and quarterback Trace McSorley.

» 2016 GAME-BY-GAME

Receiving (Receptions-Yards-TD)
KENT STATE 1-43-0.

» THOMPKINS' CAREER OFFENSIVE STATISTICS & GAME HIGHS

	Att.-Yds.	Avg.	TD	LG	Rec.-Yds.	Avg.	TD	LG
2015	5-12	2.4	1	6	3-33	11.0	-	31
2016	-	-	-	-	1-43	43.0	-	43
Career	5-12	2.4	1	6	4-76	19.0	-	43

Rush Attempts2; Twice: Last vs. Indiana, 10/10/15
Rush Yards11; Indiana, 10/10/15
Rushing TDs1; Rutgers, 9/19/15
Long Rush6 yards; Indiana, 10/10/15
Receptions2; Illinois, 10/31/15
Receiving Yards43; Kent State, 9/3/16
Long Reception43 yards; Kent State, 9/3/16
Total Offense Yards43; Kent State, 9/3/16
All-Purpose Yards71; Buffalo, 9/12/15



25 VON WALKER

5-11 ▶ 213 ▶ Sr./Sr. Eligible
Linebacker ▶ Mill Hall, Pa.

» 2016

Season: Appeared in one game... Selected team captain for the second time in his career... One of only eight Penn State players named two-time team captain.

» 2016 GAME-BY-GAME

Tackles (Solo-Assisted-Total)
KENT STATE 0-0-0.

» WALKER'S CAREER STATISTICS & GAME HIGHS

	UA-A	TK	FR	FC	I	PBU	SACK	TFL
2013	3-1	4	-	-	-	-	-	-
2014	5-7	12	-	-	-	-	-	1.0-2
2015	6-4	10	1	-	-	-	-	-
2016	-	-	-	-	-	-	-	-
CAREER	14-12	26	1	0	0	0	0-0	1.0-2

Tackles3; Three Times: Last Army, 10/3/15
Tackles for Loss1.0; Massachusetts, 9/20/14
Fumble Recoveries1; Army, 10/3/15
Blocked Kicks1; Michigan, 11/21/15





5 NYEEM WARTMAN-WHITE

6-1 > 240 > Gr./Sr. Eligible
Linebacker > Philadelphia, Pa.

» 2016

Awards: Selected to the Butkus Award Preseason Watch List.

Season: Started one game. **Kent State (9/3):** Returned to the field after suffering an injury (knee) in the 2015 season opener...Made five stops... Combined with Garrett Sickels for a sack of Justin Agner in the second quarter...Penn State's seven sacks were the most since logging seven at Northwestern in 2011...Also broke up two passes.

» 2016 GAME-BY-GAME

Tackles (Solo-Assisted-Total)
KENT STATE 1-4-5.

» WARTMAN-WHITE'S CAREER STATISTICS & GAME HIGHS

	UA-A	TK	FR	FC	I	PBU	SACK	TFL
2012	1-0	1	-	-	-	-	-	-
2013	17-15	32	-	1	-	4	1.0-4	2.5-8
2014	32-43	75	-	-	1	-	-	3.5-5
2015	2-0	2	-	-	-	-	-	-
2016	1-4	5	-	-	-	2	0.5-4	0.5-4
CAREER	53-62	115	-	1	1	4	1.0-4	6.0-13

Tackles11; vs. Boston College, 12/27/14
Sacks.....1.0; Purdue, 11/16/13
Tackles for Loss 1.0; Five Times: Last Michigan State, 11/29/14
Interceptions.....1; at Indiana, 11/8/14
Long Interception Return 13 yards; at Indiana, 11/8/14
Forced Fumbles 1; Purdue, 11/16/13
Pass Breakups 3; Eastern Michigan, 9/7/13



93 ANTOINE WHITE

6-2 > 290 > Jr./So. Eligible
Defensive Tackle > Millville, N.J.

» 2016

Season: Appeared in one game. **Kent State (9/3):** Logged five tackles... Had 1.5 sacks in the game, combining with Parker Cothren and Garrett Sickels on separate quarterback take downs during Kent State's first drive of the fourth quarter...Later combined with John Reid on a fourth quarter sack...Penn State's seven sacks were the most since logging seven at Northwestern in 2011.


» 2016 GAME-BY-GAME

Tackles (Solo-Assisted-Total)
KENT STATE 1-4-5.

» WHITE'S CAREER STATISTICS & GAME HIGHS

	UA-A	TK	FR	FC	I	PBU	SACK	TFL
2015	4-8	12	-	-	-	-	1.0-5	1.5-6
2016	1-4	5	-	-	-	-	1.5-10	1.5-10
CAREER	5-12	17	-	-	-	-	2.5-15	3.0-16

Tackles5; Kent State, 9/3/16
Sacks.....1.5; Kent State, 9/3/16
Tackles for Loss 1.5; Kent State, 9/3/16



54 ROBERT WINDSOR

6-4 > 305 > So./Fr. Eligible
Defensive Tackle > Fond Du Lac, Wis.

» 2016

Season: Appeared in one game...One of 18 freshmen (15 redshirt, 3 true) to appear in 2016. **Kent State (9/3):** Made his collegiate debut.

» 2016 GAME-BY-GAME

Tackles (Solo-Assisted-Total)
KENT STATE 0-1-1.

» WINDSOR'S CAREER STATISTICS & GAME HIGHS

	UA-A	TK	FR	FC	I	PBU	SACK	TFL
2016	0-1	1	-	-	-	-	-	-
CAREER	0-1	1	-	-	-	-	-	-

Tackles1; Kent State, 9/3/16



77 CHASZ WRIGHT

6-7 > 343 > Jr./So. Eligible
Tackle/Guard > Woodbridge, Va.

» 2016

Season: Appeared in one game.



44 TYLER YAZUJIAN

5-11 > 235 > Sr./Sr. Eligible
Long Snapper > Royersford, Pa.

» 2016

Season: Appeared in one game...Has handled all of the long snapping duties since the start of the 2014 season.

» YAZUJIAN'S CAREER GAME HIGHS

Tackles 1; Twice: Last Indiana, 10/10/15



PENN STATE GAME-BY-GAME

	KSU	at PITT	TEM	at MICH	MINN	UMD	OSU	at PUR	IOWA	at IND	at RU	MSU
First Downs	19											
Rushing	9											
Passing	9											
Penalty	1											
Net Yards Rushing	145											
Rushing Attempts	38											
Average Per Rush	3.8											
Rushing Touchdowns	1											
Yards Gained	176											
Yards Lost	31											
Net Yards Passing	209											
Completions	16											
Attempts	31											
Interceptions	0											
Yards Per Attempt	6.7											
Yards Per Completion	13.1											
Passing Touchdowns	2											
Total Offensive Yards	354											
Plays	69											
Yards Per Play	5.1											
Fumbles-Lost	2-1											
Penalties-Yards	5-55											
Punts-Yards	6-282											
Yards Per Punt	47.0											
Net Yards Per Punt	43.3											
Inside 20	2											
50+ Yard Kicks	1											
Touchbacks	1											
Fair Catch	1											
Kickoffs-Yards	7-453											
Yards Per Kickoff	64.7											
Net Yards Per Kickoff	40.1											
Touchbacks	6											
Punt Returns	4											
Yards	22											
Touchdowns	0											
Yards Per PR	5.5											
Kickoff Returns	4											
Yards	88											
Touchdowns	0											
Yards Per KR	22.0											
Interceptions	2											
Yards	30											
Touchdowns	1											
Fumble Returns	1											
Yards	6											
Touchdowns	0											
Miscellaneous Yards	0											
Possession Times	27:04											
1st Quarter	6:34											
2nd Quarter	8:05											
3rd Quarter	5:47											
4th Quarter	6:38											
3rd-Down Conversions	5-of-14											
4th-Down Conversions	0-of-1											
Red Zone Scoring	4-5											
Touchdowns	2-5											
Field Goals	2-5											
Sacks By/Yards	7-54											
PAT Kicks	3-3											
Field Goals	2-2											
Total Points	33											
Touchdowns Rushing	1											
Touchdowns Passing	2											
Touchdown Returns	0											
Other Touchdowns	1											
Safeties	0											
Kick PAT/Attempts	3-3											
2pt PAT/Attempts	0-1											
Field Goals/Attempts	2-2											
Points Off Turnovers	14											

OPONENT GAME-BY-GAME

	KSU	at PITT	TEM	at MICH	MINN	UMD	OSU	at PUR	IOWA	at IND	at RU	MSU
First Downs	16											
Rushing	8											
Passing	6											
Penalty	2											
Net Yards Rushing	150											
Rushing Attempts	41											
Average Per Rush	3.7											
Rushing Touchdowns	0											
Yards Gained	219											
Yards Lost	69											
Net Yards Passing	129											
Completions	14											
Attempts	28											
Interceptions	2											
Yards Per Attempt	4.6											
Yards Per Completion	9.2											
Passing Touchdowns	0											
Total Offensive Yards	279											
Plays	69											
Yards Per Play	4.0											
Fumbles-Lost	2-1											
Penalties-Yards	6-47											
Punts-Yards	6-246											
Yards Per Punt	41.0											
Net Yards Per Punt	37.3											
Inside 20	0											
50+ Yard Kicks	0											
Touchbacks	0											
Fair Catch	1											
Kickoffs-Yards	4-242											
Yards Per Kickoff	60.5											
Net Yards Per Kickoff	38.5											
Touchbacks	0											
Punt Returns	2											
Yards	2											
Touchdowns	0											
Yards Per PR	1.0											
Kickoff Returns	1											
Yards	22											
Touchdowns	1											
Yards Per KR	22.0											
Interceptions	0											
Yards	0											
Touchdowns	0											
Fumble Returns	1											
Yards	20											
Touchdowns	1											
Miscellaneous Yards	0											
Possession Times	32:56											
1st Quarter	8:26											
2nd Quarter	6:55											
3rd Quarter	9:13											
4th Quarter	8:22											
3rd-Down Conversions	5-of-17											
4th-Down Conversions	0-of-1											
Red Zone Scoring	2-3											
Touchdowns	0-3											
Field Goals	2-3											
Sacks By/Yards	1-11											
PAT Kicks	1-1											
Field Goals	2-3											
Total Points	13											
Touchdowns Rushing	0											
Touchdowns Passing	0											
Touchdown Returns	1											
Other Touchdowns	0											
Safeties	0											
Kick PAT/Attempts	1-1											
2pt PAT/Attempts	0-0											
Field Goals/Attempts	2-3											
Points Off Turnovers	7											

INDIVIDUAL GAME-BY-GAME

RUSHING

(ATT-YDS-TD)	KSU	at PITT	TEM	at MICH	MINN	UMD	OSU	at PUR	IOWA	at IND	at RU	MSU
Barkley, Saquon	22-105-1											
McSorley, Trace	14-47-0											
Robinson, Andre	1-(-)2-0											
TEAM	1-(-)5-0											

RECEIVING

(REC-YDS-TD)	KSU	at PITT	TEM	at MICH	MINN	UMD	OSU	at PUR	IOWA	at IND	at RU	MSU
Barkley, Saquon	1-17-0											
Blacknall, Saeed	2-24-0											
Gesicki, Mike	3-49-1											
Godwin, Chris	7-67-0											
Hamilton, DaeSean	2-9-1											
Thompkins, DeAndre	1-43-0											

PASSING

Trace McSorley

	Comp.	Att.	Yds.	TD	INT
Kent State	16	31	209	2	0
at Pitt					
TEMPLE					
at Michigan					
MINNESOTA					
MARYLAND					
OHIO STATE					
at Purdue					
IOWA					
at Indiana					
at Rutgers					
MICHIGAN STATE					

KICKING & PUNTING

KICKOFFS

Season	KO	Total Yards	TB	OB	Kick Avg.	Rtrns	Rtn Yds	Yds/Rtn
Julius, Joey	7	453	6	0	64.7	4	88	22.0

Season	KO	Total Yards	TB	OB	Kick Avg.	Rtrns	Rtn Yds	Yds/Rtn
KENT STATE	7	453	6	0	64.7	4	88	22.0
at Pitt								
TEMPLE								
at Michigan								
MINNESOTA								
MARYLAND								
OHIO STATE								
at Purdue								
IOWA								
at Indiana								
at Rutgers								
MICHIGAN STATE								

PUNTING

Game	No	Total Yds	Avg	Long	FC	I20	50+	Bik
Gillikin, Blake	6	282	47.0	58	1	2	1	0

Game	No	Total Yds	Avg	Long	FC	I20	50+	Bik
KENT STATE	6	282	47.0	58	1	2	1	0
at Pitt								
TEMPLE								
at Michigan								
MINNESOTA								
MARYLAND								
OHIO STATE								
at Purdue								
IOWA								
at Indiana								
at Rutgers								
MICHIGAN STATE								



INDIVIDUAL GAME-BY-GAME

TACKLES

(UT-AT-TT)	KSU	at PITT	TEM	at MICH	MINN	UMD	OSU	at PUR	IOWA	at IND	at RU	MSU
Allen, Marcus	2-3-5											
Apke, Troy	1-0-1											
Bell, Brandon	3-5-8											
Bowen, Manny	0-1-1											
Brown, Torrence	0-3-3											
Buchholz, Ryan	1-1-2											
Cabinda, Jason	5-6-11											
Campbell, Christian	1-2-3											
Chavis, Tyrell	0-2-2											
Cothren, Parker	0-2-2											
Davis, Desi	0-1-1											
Farmer, Koa	0-1-1											
Givens, Kevin	0-3-3											
Golden, Malik	3-0-3											
Julius, Joey	1-0-1											
Miller, Shareef	3-2-5											
Oruwariye, Amani	0-2-2											
Reid, John	2-2-4											
Schwan, Evan	2-2-4											
Scott, Nick	0-1-1											
Sickels, Garrett	1-5-6											
Smith, Jordan	0-1-1											
Wartman-White, Nyeem	1-4-5											
White, Antoine	1-4-5											
Windsor, Robert	0-1-1											

TFL & SACKS

TFL (Sacks)	KSU	at PITT	TEM	at MICH	MINN	UMD	OSU	at PUR	IOWA	at IND	at RU	MSU
Buchholz, Ryan	1.0 (1.0)											
Campbell, Christian	1.0 (-)											
Cothren, Parker	0.5 (0.5)											
Miller, Shareef	2.0 (2.0)											
Reid, John	0.5 (0.5)											
Schwan, Evan	1.0 (-)											
Sickels, Garrett	1.5 (1.0)											
Smith, Jordan	0.5 (-)											
Wartman-White, Nyeem	0.5 (0.5)											
White, Antoine	1.5 (1.5)											
TEAM TOTAL	10.0 (7.0)											

INDIVIDUAL GAME-BY-GAME

ALL-PURPOSE YARDS

	KSU	at PITT	TEM	at MICH	MINN	UMD	OSU	at PUR	IOWA	at IND	at RU	MSU
Barkley, Saquon	122											
Gesicki, Mike	49											
Godwin, Chris	67											
Scott, Nick	52											

RED ZONE RECAP

PENN STATE

Opponent	Series	Result	Pct.
KENT STATE	5	2 TD, 2 FG, 1 TO on downs	80%
at Pitt			
TEMPLE			
at Michigan			
MINNESOTA			
MARYLAND			
OHIO STATE			
at Purdue			
IOWA			
at Indiana			
at Rutgers			
MICHIGAN STATE			
TOTAL			

OPPONENT

Opponent	Series	Result	Pct.
KENT STATE	3	2 FG, 1 INT	66.7%
at Pitt			
TEMPLE			
at Michigan			
MINNESOTA			
MARYLAND			
OHIO STATE			
at Purdue			
IOWA			
at Indiana			
at Rutgers			
MICHIGAN STATE			
TOTAL			

GAME LEADERS

Opponent	Rushing Attempts	Rushing Yards	Receptions	Receiving Yards	All Purpose Yards	Tackles
KENT STATE	22 - Barkley	105 - Barkley	7 - Godwin	67 - Godwin	122 - Barkley	11 - Cabinda
at Pitt						
TEMPLE						
at Michigan						
MINNESOTA						
MARYLAND						
OHIO STATE						
at Purdue						
IOWA						
at Indiana						
at Rutgers						
MICHIGAN STATE						



TURNOVER BY GAME

PENN STATE: 3 GAINED

TYPE	QTR	PLAYER	PLAYS/ 1st		RESULT
			YDS	DWNS	
KENT STATE (3)					
Fumble	2	Washington by Allen, Marcus	2/13	1	TD
Interception	3	Oruwariye of Agner	-	-	TD
Interception	3	Bell of Agner	6/20	1	Punt

OPPONENT: 1 GAINED

TYPE	QTR	PLAYER	PLAYS/ 1st		RESULT
			YDS	DWNS	
KENT STATE (1)					
Fumble	2	McSorley by Refuge	-	-	TD

TURNOVERS BY PLAYER

FUMBLES

(#-Lost)	KSU	at PITT	TEM	at MICH	MINN	UMD	OSU	at PUR	IOWA	at IND	at RU	MSU
McSorley, Trace	2-1											

FORCED FUMBLES

	KSU	at PITT	TEM	at MICH	MINN	UMD	OSU	at PUR	IOWA	at IND	at RU	MSU
Allen, Marcus	1											

FUMBLES RECOVERED

(#-Yards)	KSU	at PITT	TEM	at MICH	MINN	UMD	OSU	at PUR	IOWA	at IND	at RU	MSU
Allen, Marcus	1-6											

INTERCEPTIONS

(#-Yards)	KSU	at PITT	TEM	at MICH	MINN	UMD	OSU	at PUR	IOWA	at IND	at RU	MSU
Bell, Brandon	1-0											
Oruwariye, Amani	1-30											



SCORING SUMMARY

Game	Plays	Yards	Time	Result	Qtr.
Scoring Play					
KENT STATE (6)	9	79	3:23	TD	1
<i>Hamilton 4-yard pass from McSorley (2-pt attempt failed)</i>					
	2	13	0:41	TD	2
<i>Barkley 7-yard run (Davis kick)</i>					
	12	49	4:18	FG	2
<i>Davis field goal (29 yards)</i>					
	0	0	0:00	TD	3
<i>Oruwariye 30-yard interception return (Davis kick)</i>					
	8	49	2:39	FG	3
<i>Davis field goal (28 yards)</i>					
	8	67	2:38	TD	4
<i>Gesicki 30-yard pass from McSorley (Davis kick)</i>					

SCORING BREAKDOWN

PENN STATE DRIVES

Totals: 6 scoring drives (4 TD, 2 FG)
Special Teams/Defensive Touchdown: 1
 Oruwariye - 30 yd. Interception Return, KSU.

LONGEST DRIVES BY:

Plays: 12 KENT STATE (9/3)
 9 KENT STATE (9/3)

Yards: 79 KENT STATE (9/3)
 67 KENT STATE (9/3)

Time: 4:18 KENT STATE (9/3)
 3:23 KENT STATE (9/3)

OPPONENT DRIVES

Totals: 2 scoring drives (2 FG)
Special Teams/Defensive Touchdown: 1

LONGEST DRIVES BY:

Plays: 11 Kent State (9/3)
 10 Kent State (9/3)

Yards: 64 Kent State (9/3)
 49 Kent State (9/3)

Time: 5:23 Kent State (9/3)
 4:31 Kent State (9/3)



LONG PLAY BREAKDOWN

BY YARDAGE

Yards	Type	Player(s)	Opponent
43	Pass	Thompkins, DeAndre from McSorley, Trace	Kent State
30*	Pass	Gesicki, Mike from McSorley, Trace	Kent State
30*	INT-R	Oruwariye, Amani	Kent State
30	KR	Scott, Nick	Kent State
28	Rush	Barkley, Saquon	Kent State
26	Pass	Godwin, Chris from McSorley, Trace	Kent State
21	Pass	Blacknall, Saeed from McSorley, Trace	Kent State
21	PR	Reid, John	Kent State

PENN STATE [8 PLAYS]

Play	#	Long	Play	Opponent
Passing:	4	43	Thompkins, DeAndre form McSorley, Trace	Kent State
KR:	1	30	Scott, Nick	Kent State
Rushing:	1	28	Barkley, Saquon	Kent State
INT:	1	30*	Oruwariye, Amani	Kent State
PR:	1	21	Reid, John	Kent State
FR:	-	-	-	-

Opp.	#	Long	Play	Type
KENT STATE	8	43	Thompkins, DeAndre from McSorley	Pass
at Pitt				
TEMPLE				
at Michigan				
MINNESOTA				
MARYLAND				
OHIO STATE				
at Purdue				
IOWA				
at Indiana				
at Rutgers				
MICHIGAN STATE				

OPPONENTS [5 PLAYS]

Play	#	Long	Play	Opponent
Passing:	1	37	James, Raekwon	Kent State
Rushing:	2	28	Price, Kavious	Kent State
KR:	1	22	Price, Kavious	Kent State
FR:	1	20*	Refuge, Elcee	Kent State
INT:	-	-	-	-
PR:	-	-	-	-

Opp.	#	Long	Play	Type
Kent State	5	37	Mitchell, Mylik to James, Raekwon	Pass
at Pitt				
TEMPLE				
at Michigan				
MINNESOTA				
MARYLAND				
OHIO STATE				
at Purdue				
IOWA				
at Indiana				
at Rutgers				
MICHIGAN STATE				
vs Georgia				

* - touchdown scored on play



LONG PLAY BREAKDOWN

Mark Allen

2016: -- (--)
Career: 1 (1 Rushing)

2016 Long:
 Rushing: --

Career Long:
 Rushing: 28 yds vs Indiana (2015)

Saquon Barkley

2016: 1 (1 rushing)
Career: 16 (13 rushing, 3 receiving, 1 TD)

2016 Long:
 Rushing: 28 yds vs. Kent State
 Reception: --

Career Long:
 Rushing: 56 yds at Ohio State & vs. Michigan (2015)
 Reception: 32 yds from Hackenberg, at Northwestern (2015)

Brandon Bell

2016: -- (--)
Career: 1 (1 INT)

2016 Long:
 None

Career Long:
 Interception: 25 yds vs Michigan (2015)

Saeed Blacknall

2016: 1 (1 receiving)
Career: 7 (7 receiving, 2 TD)

2016 Long:
 Reception: 21 yds from McSorley vs. Kent State

Career Long:
 Reception: 59 yds from Hackenberg, at Michigan State (2015)

Mike Gesicki

2016: 1 (1 receiving)
Career: 4 (4 receiving, 2 TD)

2016 Long:
 Reception: 30 yds from McSorley vs. Kent State

Career Long:
 Reception: 33 yds from Hackenberg vs. Army, TD (2015)

Chris Godwin

2016: 1 (1 receiving)
Career: 18 (18 receiving, 2 TD)

2016 Long:
 Reception: 26 yds from McSorley vs. Kent State

Career Long:
 Reception: 72 yds from Hackenberg vs Boston College, TD (2014)

Amani Oruwariye

2016: 1 (1 INT)
Career: 1 (1 INT, 1 TD)

2016 Long:
 INT: 30 yds vs. Kent State, TD

Career Long:
 INT: 30 yds vs. Kent State, TD

Grant Haley

2016: -- (--)
Career: 20 (1 INT, 19 KR, 1 TD)

2016 Long:
 None

Career Long:
 INT: 30 yds vs Temple, TD (2014)
 KR: 44 yds vs UCF (2014)

DaeSean Hamilton

2016: -- (--)
Career: 15 (15 Receiving, 3 TD)

2016 Long:
 Reception: --

Career Long:
 Reception: 51 yds from Hackenberg vs N'western (2014)

Trace McSorley

2016: 4 (4 passing)
Career: 5 (5 passing)

2016 Long:
 Pass: 43 yds vs. Kent State
 Rushing: --

Career Long:
 Pass: 43 yds vs. Kent State (2016)
 Rushing: --

Brandon Polk

2016: -- (--)
Career: 10 (1 Receiving, 4 Rushing, 5 KR, 1 TD)

2016 Long:
 Reception: --
 Rushing: --
 KR: --

Career Long:
 Reception: 39 yd pass from Hackenberg, vs Indiana, TD (2015)
 Rushing: 33 yds at Temple (2015)
 KR: 30 yds at Ohio State (2015)

John Reid

2016: 1 (1 PR)
Career: 2 (1 INT, 1 PR)

2016 Long:
 PR: 21 yds vs. Kent State

Career Long:
 INT: 44 yds vs Rutgers (2015)
 PR: 21 yds vs. Kent State

Garrett Sickels

2016: -- (--)
Career: 1 (1 IFR)

2016 Long:
 None

Career Long:
 FR: 36 yds vs. Maryland

Nick Scott

2016: 1 (1 KR)
Career: 12 (1 passing, 1 receiving, 1 rushing, 9 KR)

2016 Long:
 KR: 30 yds vs. Kent State

Career Long:
 Passing: 32 yds to Godwin vs. San Diego State (2015)
 Reception: 22 yds from Hackenberg vs. Army (2015)
 Rushing: 35 yds vs. Indiana (2015)
 KR: 58 yds vs. Buffalo (2015)

DeAndre Thompkins

2016: 1 (1 receiving)
Career: 4 (2 receiving, 2 PR)

2016 Long:
 Reception: 43 yds vs. Kent State

Career Long:
 Reception: 43 yds from McSorley vs. Kent State
 PR: 58 yds vs. Buffalo (2015)

Von Walker

2016: None
Career: 5 (4 KR, 1 PR)

2016 Long:
 None

Career Long:
 KR: 35 yds vs Akron (2014)
 PR: 22 yds vs Eastern Michigan (2013)



SEASON SUPERLATIVES

PENN STATE INDIVIDUAL	
Rushes	22, Barkley, Saquon; vs. Kent State (9/3)
Yards Rushing	105, Barkley, Saquon; vs. Kent State (9/3)
TD Rushes	1, Barkley, Saquon; vs. Kent State (9/3)
Long Rush	28, Barkley, Saquon; vs. Kent State (9/3)
Pass Attempts	31, McSorley, Trace; vs. Kent State (9/3)
Pass Completions	16, McSorley, Trace; vs. Kent State (9/3)
Yards Passing	209, McSorley, Trace; vs. Kent State (9/3)
TD Passes	2, McSorley, Trace; vs. Kent State (9/3)
Long Pass	43, McSorley, Trace; vs. Kent State (9/3)
Receptions	7, Godwin, Chris; vs. Kent State (9/3)
Yards Receiving	67, Godwin, Chris; vs. Kent State (9/3)
TD Receptions	1, Two Times Last: Gesicki, Mike and Hamilton, DaeSean; vs. Kent State (9/3)
Long Reception	43, Thompkins, DeAndre; vs. Kent State (9/3)
Field Goals	2, Davis, Tyler; vs. Kent State (9/3)
Long Field Goal	29, Davis, Tyler; vs. Kent State (9/3)
Punts	6, Gillikin, Blake; vs. Kent State (9/3)
Punting Avg	47.0, Gillikin, Blake; vs. Kent State (9/3)
Long Punt	58, Gillikin, Blake vs. Kent State (9/3)
Punts Inside 20	2, Gillikin, Blake vs. Kent State (9/3)
Long Punt Return	21, Reid, John; vs. Kent State (9/3)
Long Kickoff Return	30, Scott, Nick; vs. Kent State (9/3)
Tackles	11, Cabinda, Jason; vs. Kent State (9/3)
Sacks	2.0, Miller, Shareef; vs. Kent State (9/3)
Tackles For Loss	2.0, Miller, Shareef; vs. Kent State (9/3)
Interceptions	1, Two Times Last: Bell, Brandon and Oruwariye, Amani; vs. Kent State (9/3)

OPPONENT INDIVIDUAL	
Rushes	13, Rankin, Justin; Kent State (9/3)
Yards Rushing	90, Rankin, Justin; Kent State (9/3)
TD Rushes	N/A
Long Rush	28, Price, Kavious; Kent State (9/3)
Pass Attempts	15, Agner, Justin; Kent State (9/3)
Pass Completions	8, Agner, Justin; Kent State (9/3)
Yards Passing	65, Mitchell, Mylik; Kent State (9/3)
TD Passes	N/A
Long Pass	37, Mitchell, Mylik to James, Raekwon; Kent State (9/3)
Receptions	4, Holley, Nick; Kent State (9/3)
Yards Receiving	45, Holley, Nick; Kent State (9/3)
TD Receptions	N/A
Long Reception	37, James, Raekwon; Kent State (9/3)
Field Goals	3, Hynes, Shane; Kent State (9/3)
Long Field Goal	43, Hynes, Shane; Kent State (9/3)
Punts	6, Adams, Derek; Kent State (9/3)
Punting Avg	41.0, Adams, Derek; Kent State (9/3)
Long Punt	46, Adams, Derek; Kent State (9/3)
Punts Inside 20	N/A
Long Punt Return	3, Holley, Nick; Kent State (9/3)
Long Kickoff Return	22, Price, Kavious; Kent State (9/3)
Tackles	17, Holley, Nate; Kent State (9/3)
Sacks	1.0, Waugh, Terence; Kent State (9/3)
Tackles For Loss	2.0, Two Times Last: Waugh, Terence and Murray, Najee; Kent State (9/3)
Interceptions	N/A

PENN STATE TEAM

PENN STATE TEAM		
	Highs	Lows
Rushes	38, vs. Kent State; 9/3	--
Yards Rushing	145, vs. Kent State; 9/3	--
Yards Per Rush	3.8, vs. Kent State; 9/3	--
TD Rushes	1, vs. Kent State; 9/3	--
Pass attempts	31, vs. Kent State; 9/3	--
Pass completions	16, vs. Kent State; 9/3	--
Yards Passing	209, vs. Kent State; 9/3	--
Yards Per Pass	13.1, vs. Kent State; 9/3	--
TD Passes	2, vs. Kent State; 9/3	--
Total Plays	69, vs. Kent State; 9/3	--
Total Offense	354, vs. Kent State; 9/3	--
Yards Per Play	5.1, vs. Kent State; 9/3	--
Points	33, vs. Kent State; 9/3	--
Sacks By	7, vs. Kent State; 9/3	--
First Downs	19, vs. Kent State; 9/3	--
Penalties	5, vs. Kent State; 9/3	--
Penalty Yards	55, vs. Kent State; 9/3	--
Turnovers	1, vs. Kent State; 9/3	--
Interceptions By	2, vs. Kent State; 9/3	--
Punts	6, vs. Kent State; 9/3	--
Punting Avg	47.0, vs. Kent State; 9/3	--
Long Punt	58, vs. Kent State; 9/3	--
Punts inside 20	2, vs. Kent State; 9/3	--
Long Punt Return	21, vs. Kent State; 9/3	--

OPPONENT TEAM

OPPONENT TEAM		
	Highs	Lows
Rushes	41, Kent State; 9/3	--
Yards Rushing	150, Kent State; 9/3	--
Yards Per Rush	3.7, Kent State; 9/3	--
TD Rushes	--	0, Kent State, 9/3
Pass attempts	28, Kent State; 9/3	--
Pass completions	14, Kent State; 9/3	--
Yards Passing	129, Kent State; 9/3	--
Yards Per Pass	9.2, Kent State; 9/3	--
TD Passes	--	0, Kent State, 9/3
Total Plays	69, Kent State; 9/3	--
Total Offense	279, Kent State; 9/3	--
Yards Per Play	4.0, Kent State; 9/3	--
Points	13, Kent State; 9/3	--
Sacks By	1, Kent State; 9/3	--
First Downs	16, Kent State; 9/3	--
Penalties	6, Kent State; 9/3	--
Penalty Yards	47, Kent State; 9/3	--
Turnovers	3, Kent State; 9/3	--
Interceptions By	--	0, Kent State, 9/3
Punts	6, Kent State; 9/3	--
Punting Avg	41.0, Kent State; 9/3	--
Long Punt	46, Kent State; 9/3	--
Punts inside 20	--	0, Kent State, 9/3
Long Punt Return	3, Kent State; 9/3	--



PARTICIPATION CHART

	KSU	at PITT	TEM	at MICH	MINN	UMD	OSU	at PUR	IOWA	at IND	at RU	MSU
Allen, Mark	P											
Apke, Troy	P											
Bates, Ryan	ST											
Bell, Brandon	ST											
Blacknall, Saquon	ST											
Bowen, Manny	P											
Brown, Torrence	P											
Buchholz, Ryan	P											
Cabinda, Jason	ST											
Campbell, Christian	P											
Charles, Irvin	P											
Chavis, Tyrell	P											
Cooper, Jake	P											
Cothren, Parker	ST											
Davis, Desi	P											
Davis, Tyler	P											
Dowrey, Derek	ST											
Farmer, Koa	P											
Gaia, Brian	ST											
Gesicki, Mike	ST											
Gillikin, Blake	P											
Givens, Kevin	ST											
Godwin, Chris	ST											
Golden, Malik	ST											
Gonzalez, Steven	P											
Gulla, Chris	P											
Haley, Grant	ST											
Hamilton, DaeSean	ST											
Holland, Jonathan	P											
Jenkins, Sterling	P											
Johnson, Juwan	P											
Julius, Joey	P											
Laurent, Wendy	P											
Mahon, Brendan	ST											
McGovern, Connor	P											
Miller, Jarvis	P											
Miller, Shareef	P											
Monk, Ryan	P											
Nelson, Andrew	ST											
Oruwariye, Amani	P											
Palmer, Paris	P											
Pancoast, Tom	P											
Polk, Brandon	P											
Reid, John	ST											
Robinson, Andre	P											
Sanders, Miles	P											
Schwan, Evan	ST											
Scott, Nick	P											
Sickels, Garrett	ST											
Smith, Brandon	P											
Smith, Jordan	P											
Stevens, Tommy	P											
Taylor, Garrett	P											
Thomas, Johnathan	P											
Thompkins, DeAndre	P											
Walker, Von	P											
Wartman-White, Nyeem	ST											
White, Antoine	P											
Windsor, Robert	P											
Wright, Chasz	P											
Yazujian, Tyler	P											

KEY: ST - Start | P - Participated | (-) - Non-Participant | INJ - Injured



@PennStateFBall



PSUFBall

2016

PSUnrivaled.com

GoPSUsports.com

2016 Penn State Football
Penn State Overall Team Statistics (as of Sep 04, 2016)
All games

Team Statistics	PSU	OPP
SCORING	33	13
Points Per Game	33.0	13.0
Points Off Turnovers	14	7
FIRST DOWNS	19	16
Rushing	9	8
Passing	9	6
Penalty	1	2
RUSHING YARDAGE	145	150
Yards gained rushing	176	219
Yards lost rushing	31	69
Rushing Attempts	38	41
Average Per Rush	3.8	3.7
Average Per Game	145.0	150.0
TDs Rushing	1	0
PASSING YARDAGE	209	129
Comp-Att-Int	16-31-0	14-28-2
Average Per Pass	6.7	4.6
Average Per Catch	13.1	9.2
Average Per Game	209.0	129.0
TDs Passing	2	0
TOTAL OFFENSE	354	279
Total Plays	69	69
Average Per Play	5.1	4.0
Average Per Game	354.0	279.0
KICK RETURNS: #-Yards	4-88	1-22
PUNT RETURNS: #-Yards	4-22	2-2
INT RETURNS: #-Yards	2-30	0-0
KICK RETURN AVERAGE	22.0	22.0
PUNT RETURN AVERAGE	5.5	1.0
INT RETURN AVERAGE	15.0	0.0
FUMBLES-LOST	2-1	2-1
PENALTIES-Yards	5-55	6-47
Average Per Game	55.0	47.0
PUNTS-Yards	6-282	6-246
Average Per Punt	47.0	41.0
Net punt average	43.3	37.3
KICKOFFS-Yards	7-453	4-242
Average Per Kick	64.7	60.5
Net kick average	40.1	38.5
TIME OF POSSESSION/Game	27:04	32:56
3RD-DOWN Conversions	5/14	5/17
3rd-Down Pct	36%	29%
4TH-DOWN Conversions	0/1	0/1
4th-Down Pct	0%	0%
SACKS BY-Yards	7-54	1-11
MISC YARDS	0	0
TOUCHDOWNS SCORED	4	1
FIELD GOALS-ATTEMPTS	2-2	2-3
ON-SIDE KICKS	0-0	0-0
RED-ZONE SCORES	(4-5) 80%	(2-3) 67%
RED-ZONE TOUCHDOWNS	(2-5) 40%	(0-3) 0%
PAT-ATTEMPTS	(3-3) 100%	(1-1) 100%
ATTENDANCE	94378	0
Games/Avg Per Game	1/94378	0/0
Neutral Site Games		0/0

Score by Quarters	1st	2nd	3rd	4th	OT	Total
Penn State	6	10	10	7	0	33
Opponents	3	10	0	0	0	13



2016 Penn State Football
Penn State Overall Individual Statistics (as of Sep 04, 2016)
All games

Rushing	gp-gs	att	gain	loss	net	avg	td	lg	avg/g
Barkley, Saquon	1-1	22	116	11	105	4.8	1	28	105.0
McSorley, Trace	1-1	14	60	13	47	3.4	0	9	47.0
Robinson, Andre	1-0	1	0	2	-2	-2.0	0	0	-2.0
TEAM	1-0	1	0	5	-5	-5.0	0	0	-5.0
Total	1	38	176	31	145	3.8	1	28	145.0
Opponents	1	41	219	69	150	3.7	0	28	150.0

Passing	gp-gs	effic	comp-att-int	pct	yds	td	lg	avg/g
McSorley, Trace	1-1	129.54	16-31-0	51.6	209	2	43	209.0
Total	1	129.54	16-31-0	51.6	209	2	43	209.0
Opponents	1	74.41	14-28-2	50.0	129	0	37	129.0

Receiving	gp-gs	no.	yds	avg	td	lg	avg/g
Godwin, Chris	1-1	7	67	9.6	0	26	67.0
Gesicki, Mike	1-1	3	49	16.3	1	30	49.0
Blacknall, Saeed	1-1	2	24	12.0	0	21	24.0
Hamilton, DaeSean	1-1	2	9	4.5	1	5	9.0
Thompkins, DeAndre	1-0	1	43	43.0	0	43	43.0
Barkley, Saquon	1-1	1	17	17.0	0	17	17.0
Total	1	16	209	13.1	2	43	209.0
Opponents	1	14	129	9.2	0	37	129.0

Punt Returns	no.	yds	avg	td	lg
Reid, John	4	22	5.5	0	21
Total	4	22	5.5	0	21
Opponents	2	2	1.0	0	3

Interceptions	no.	yds	avg	td	lg
Bell, Brandon	1	0	0.0	0	0
Oruwariye, Amani	1	30	30.0	1	30
Total	2	30	15.0	1	30
Opponents	0	0	0.0	0	0

Kick Returns	no.	yds	avg	td	lg
Sanders, Miles	2	36	18.0	0	19
Scott, Nick	2	52	26.0	0	30
Total	4	88	22.0	0	30
Opponents	1	22	22.0	0	22

Fumble Returns	no.	yds	avg	td	lg
Allen, Marcus	1	6	6.0	0	6
Total	1	6	6.0	0	6
Opponents	1	20	20.0	1	20

**2016 Penn State Football
Penn State Overall Individual Statistics (as of Sep 04, 2016)
All games**

Scoring	td	fg	PAT				dxp	saf	pts
			kick	rush	rcv	pass			
Davis, Tyler	-	2-2	3-3	-	-	-	-	-	9
Oruwaraye, Amani	1	-	-	-	-	-	-	-	6
Hamilton, DaeSean	1	-	-	-	-	-	-	-	6
Gesicki, Mike	1	-	-	-	-	-	-	-	6
Barkley, Saquon	1	-	-	-	-	-	-	-	6
McSorley, Trace	-	-	-	0-1	-	-	-	-	0
Total	4	2-2	3-3	0-1	-	-	-	-	33
Opponents	1	2-3	1-1	-	-	-	-	-	13

Total Offense	g	plays	rush	pass	total	avg/g
McSorley, Trace	1	45	47	209	256	256.0
Barkley, Saquon	1	22	105	0	105	105.0
Robinson, Andre	1	1	-2	0	-2	-2.0
TEAM	1	1	-5	0	-5	-5.0
Total	1	69	145	209	354	354.0
Opponents	1	69	150	129	279	279.0

Field Goals	fg	pct.	01-19	20-29	30-39	40-49	50-99	lg	blk
Davis, Tyler	2-2	100.0	0-0	2-2	0-0	0-0	0-0	29	0

Punting	no.	yds	avg	lg	tb	fc	i20	50+	blk
Gillikin, Blake	6	282	47.0	58	1	1	2	1	0
Total	6	282	47.0	58	1	1	2	1	0
Opponents	6	246	41.0	46	0	1	0	0	0

FG Sequence	Penn State	Opponents
Kent State	(29),(28)	(26),(43),54

Kickoffs	no.	yds	avg	tb	ob	retn	net	ydln
Julius, Joey	7	453	64.7	6	0			
Total	7	453	64.7	6	0	22.0	40.1	24
Opponents	4	242	60.5	0	0	22.0	38.5	26

Numbers in (parentheses) indicate field goal was made.

2016 Penn State Football
Penn State Overall Individual Statistics (as of Sep 04, 2016)
All games

All Purpose	g	rush	rcv	pr	kr	ir	total	avg/g
Barkley, Saquon	1	105	17	0	0	0	122	122.0
Godwin, Chris	1	0	67	0	0	0	67	67.0
Scott, Nick	1	0	0	0	52	0	52	52.0
Gesicki, Mike	1	0	49	0	0	0	49	49.0
McSorley, Trace	1	47	0	0	0	0	47	47.0
Thompkins, DeA	1	0	43	0	0	0	43	43.0
Sanders, Miles	1	0	0	0	36	0	36	36.0
Oruwariye, Ama	1	0	0	0	0	30	30	30.0
Blacknall, Saeed	1	0	24	0	0	0	24	24.0
Reid, John	1	0	0	22	0	0	22	22.0
Hamilton, DaeS	1	0	9	0	0	0	9	9.0
Robinson, Andre	1	-2	0	0	0	0	-2	-2.0
TEAM	1	-5	0	0	0	0	-5	-5.0
Total	1	145	209	22	88	30	494	494.0
Opponents	1	150	129	2	22	0	303	303.0

2016 Penn State Football
Penn State Overall Defensive Statistics (as of Sep 04, 2016)
All games

#	Defensive Leaders	gp-gs	Tackles				tfl/yds	Sacks no-yds	Pass defense			Fumbles		blkd	
			ua	a	tot				int-yds	brup	qbh	rcv-yds	ff	kick	saf
40	Cabinda, Jason	1-1	5	6	11
11	Bell, Brandon	1-1	3	5	8	.	.	1-0
90	Sickels, Garrett	1-1	1	5	6	1.5-14	1.0-10
5W	Wartman-White, Nyeem	1-1	1	4	5	0.5-4	0.5-4	.	2
2	Allen, Marcus	1-1	2	3	5	1-6	1	.	.	.
93	White, Antoine	1-0	1	4	5	1.5-10	1.5-10
48	Miller, Shareef	1-0	4	1	5	2.0-18	2.0-18
29	Reid, John	1-1	2	2	4	0.5-3	0.5-3
94	Schwan, Evan	1-1	2	2	4	1.0-3
6	Golden, Malik	1-1	3	.	3	.	.	.	2
19	Brown, Torrence	1-0	.	3	3
1	Campbell, Christian	1-0	1	2	3	1.0-4
21	Oruwariye, Amani	1-0	.	2	2	.	.	1-30
56	Chavis, Tyrell	1-0	.	2	2
41	Cothren, Parker	1-1	.	2	2	0.5-2	0.5-2
30	Givens, Kevin	1-1	.	2	2
97	Buchholz, Ryan	1-0	1	1	2	1.0-7	1.0-7
38	Davis, Desi	1-0	.	1	1
1S	Smith, Jordan	1-0	.	1	1	0.5-4
9J	Julius, Joey	1-0	1	.	1
43	Bowen, Manny	1-0	.	1	1	.	.	.	1
7	Farmer, Koa	1-0	.	1	1
4	Scott, Nick	1-0	.	1	1
54	Windsor, Robert	1-0	.	1	1
28	Apke, Troy	1-0	1	.	1
Total		1	28	52	80	10-69	7-54	2-30	5	.	1-6	1	.	.	.
Opponents		1	31	48	79	6-26	1-11	.	6	.	1-20	1	.	.	.