



2017 MINNESOTA SOFTBALL

No. 4/4 Minnesota at Penn State • May 5-7 2017 (State College, Pa.)



Penn State (22-29, 8-12)

Five Things To Know

1. A big reason the Gophers went 16-0 at home this season is because of a record breaking atmosphere. The Gophers broke a single game home attendance record with 1,389 fans at home against Iowa two weekends ago. They broke a Jane Sage Cowles season attendance record with 14,346 fans. They are no stranger to playing on the road though. Minnesota traveled the first eight weeks of the season and have won 32 games away from home.

2. For the second straight week the Gophers swept the Big Ten weekly softball awards. Kendyl Lindaman won her seventh B1G Freshman of the Week and first B1G Player of the Week plaudit. Sara Groenewegen was named the B1G Pitcher of the Week for the third straight week and fifth time this season. The Gophers have now won 18 weekly awards this season.

Lindaman hit .615 with an on base percentage of .722 and a slugging percentage of 1.462 this week. She drove in 10 runs with two doubles and three home runs. She scored a run in all five of the Gophers game and drew five walks. On defense she accounted for 42 putouts.

Groenewegen picked up three more victories in the circle this week with one against NDSU and two against Purdue. In all three starts she had 10 or more strikeouts with 34 on the week. On Friday Groenewegen pitched her seventh career no-hitter and had another one going through 4.1 innings of work on Saturday.

3. Sam Macken has had many big moments for the Gophers throughout her career and put on a spectacular performance on senior weekend. Last week she hit .533 with a 1.200 slugging percentage. She stole two bases, had one double and hit three home runs including a walk-off to complete a run-rule victory and a grand slam.

4. The Gophers are ranked top-10 in eight different NCAA statistical categories as a team and in 12 individual statistical areas. The most impressive is the balance between hitting and pitching. The Gophers are ranked third in the NCAA in batting average with a .347 as a team and are second in ERA with a 1.18 as a staff. They lead the entire country in win/loss percentage and no team has more than their 48 wins on the season.

5. Lindaman already holds the Gophers single season home run record and has a shot at a couple more records. She is two walks away from the record with 45 this year. She is also third in RBIs with 64 this season. Sydney Dwyer is chasing the single season RBI record as well with 69 on the season. The record is 74 RBIs in a season.

Maddie Houlian and Danielle Parlich could crack the top-5 in runs. They have 53 and 51 respectively. The third fifth most runs scored in a season is 55 and three people are tired for second with 57 runs scored in a season.

Groenewegen is two wins away from cracking the top-5 in a Gophers season for the third year in a row. She is 25-2 this season. She is also just 40 strikeouts away from the Gophers career record. Sara Moulton currently holds that with 1,184 in a career.

2017 Schedule

Date	Opponent	Time (CST)
Texas Tournament (Austin, Texas)		
2/10	Maryland	W 3-2
2/10	at Texas	W 5-2
2/11	Colorado State	W 5-1
2/11	at Texas	W 11-6
2/12	Maryland	W 10-2 (5)
B1G/ACC Challenge (Raleigh, N.C.)		
2/17	Notre Dame	W 4-1
2/18	Notre Dame	W 3-2 (8)
2/18	at North Carolina State	W 11-0 (5)
2/19	at North Carolina State	W 7-1
Fresno State Tournament (Fresno, Calif.)		
2/24	UC Davis	W 10-1 (5)
2/24	at Fresno State	W 9-2
2/25	UC Davis	W 5-4
2/25	Cal Poly	W 3-1 (8)
2/26	Idaho State	W 12-2 (5)
LSU Tournament (Baton Rouge, La.)		
3/3	Troy	W 2-0
3/4	FAU	W 4-1
3/4	at No. 13/12 LSU	W 3-0
3/5	Illinois State	W 7-3
Washington Tournament (Seattle, Wash.)		
3/10	Seattle University	W 7-0
3/10	at No. 8/8 Washington	L 3-2
3/11	Seattle University	W 16-6 (6)
3/11	South Dakota	W 8-0 (5)
3/12	at No. 8/8 Washington	L 9-0 (5)
3/13	at Oregon State	W 6-0
3/15	at No. 23/20 California	W 10-0
3/17	at Pacific (DH)	W 10-0 (5), 12-1 (5)
3/24	at Nebraska	W 16-0 (5)
3/25	at Nebraska	W 5-4
3/26	at Nebraska	W 8-1
3/31	at Illinois	W 12-0 (5)
4/1	at Illinois	L 4-3
4/2	at Illinois	W 4-0
4/4	South Dakota (DH)	W 8-0 (5), 12-0 (5)
4/7	Indiana	W 11-6
4/8	Indiana	W 10-2 (5)
4/9	Indiana	W 8-0 (5)
4/14	Northwestern	W 6-2
4/15	Northwestern	W 3-2
4/16	Northwestern	W 8-0 (5)
4/19	at Wisconsin (DH)	W 6-0 (12), W 12-1 (5)
4/21	Iowa	W 5-0
4/22	Iowa	W 9-1 (5)
4/23	Iowa	W 3-0
4/26	North Dakota State (DH)	W 3-1, W 6-0
4/28	Purdue	W 8-0 (5)
4/29	Purdue	W 9-1 (6)
4/30	Purdue	W 12-2 (5)
5/5	at Penn State	5 p.m.
5/6	at Penn State	1 p.m.
5/7	at Penn State	12 p.m.

Big Ten Tournament (Ann Arbor, Mich.): 5/11 to 5/13

Quick Facts

University Information
 Location Minneapolis, Minn.
 Founded 1851
 Enrollment 51,147
 Affiliation NCAA Division I
 Conference Big Ten
 Nickname Golden Gophers
 Colors Maroon and Gold
 Facility (Capacity) Jane Sage Cowles Stadium (1,000)
 President Eric W. Kaler (Cal Tech 1978)
 Athletics Director Mark Coyle (Drake 1992)

Staff Information
 Head Coach Jessica Allister (Stanford 2004)
 Email allister@umn.edu
 Softball Office Phone 612-626-5594
 Career Record 234-102/6 seasons
 Record at Minnesota 234-102/6 seasons
 Career B1G Record 93-45/6 seasons
 Associate Head Coach Jessica Merchant (Michigan 2005)
 Email merchant@umn.edu
 Pitching Coach Piper Ritter (Minnesota 2004)
 Email mart1003@umn.edu
 Director of Operations Michael Kylo-Kittleson
 Email kylo071@umn.edu
 Phone 612-625-5574
 Communications Director Ryan Tibbitts
 Email rtibbitt@umn.edu
 Phone 612-619-1634

Program Information
 2016 Record 43-14 (.754)
 2016 B1G Record 19-3 (.864)
 2015 B1G Finish 2nd
 Letterwinners Returning/Lost 9/9
 Newcomers 9
 Inaugural Season 1974 (44th Season)
 All-time Record 1,274-913-4 (.581)
 All-time Games Played 2,191
 All-time B1G Regular Season Record 380-360 (.514)
 All-time B1G Tournament Record 15-14 (.517)
 All-time NCAA Tournament Record 15-19 (.441)
 B1G Championships 3
 1986, 1988 and 1991
 B1G Tournament Championships 3
 1999, 2014 and 2016
 NCAA Tournament Appearances 11
 1988, 1991, 1996, 1998, 1999, 2002, 2003, 2013, 2014, 2015 and 2016
 NCAA Super Regional Appearances 1
 2014

Online
 Website GopherSports.com
 Facebook GoldenGopherSoftball
 Twitter @GopherSoftball
 Instagram GopherSoftball

2017 Big Ten Standings

Team	B1G Record	Pct.	Overall Record	Pct.
Minnesota	19-1-0	.950	48-3-0	.941
Michigan	17-3-0	.850	38-10-1	.786
Illinois	13-4-0	.765	35-13-0	.729
Ohio State	13-7-0	.650	30-14-0	.682
Nebraska	13-7-0	.650	24-25-0	.490
Michigan State	9-11-0	.450	27-20-0	.574
Wisconsin	8-11-0	.421	29-14-0	.674
Indiana	8-12-0	.400	22-28-0	.440
Penn State	8-12-0	.400	22-29-0	.431
Iowa	8-12-0	.400	18-29-0	.383
Northwestern	6-12-0	.333	20-27-0	.426
Purdue	6-14-0	.300	17-35-0	.327
Rutgers	4-14-0	.222	13-33-0	.283
Maryland	3-15	.167	10-35-1	.228

National Rankings

ESPN.com/USA Softball Rankings

Rank	Team	Record
1	Florida (13)	46-4
2	Florida State (4)	47-3-1
3	Arizona	47-5
4	Minnesota (3)	48-3
5	Oregon	41-6
6	Texas A&M	41-7
7	Oklahoma	44-8
8	Washington	37-10
9	Tennessee	42-8
10	Auburn	43-8
11	Utah	30-9
12	UCLA	37-12
13	Baylor	39-10
14	James Madison	44-6
15	Alabama	39-12
16	Louisiana	39-6
17	Michigan	37-10-1
18	Kentucky	34-14
19	LSU	37-15
20	BYU	36-10
21	Ole Miss	33-17
22	Illinois	35-12
23	Arizona State	28-16
24	Tulsa	36-13
25	Marshall	38-7

USA Today/NFCA Rankings

Rank	Team	Record
1	Florida (18)	46-4
2	Florida State (11)	47-3-1
3	Arizona (1)	47-5
4	Minnesota (2)	48-3
5	Oregon	41-6
6	Oklahoma	44-8
7	Washington	37-10
8	Texas A&M	41-7
9	Auburn	43-8
10	Utah	30-9
11	Tennessee	42-8
12	UCLA	37-12
13	James Madison	44-6
14	Alabama	39-12
15	Louisiana	36-6
16	Kentucky	34-14
17	Baylor	39-10
18	LSU	37-15
19	Michigan	37-10-1
20	BYU	36-10
21	Ole Miss	33-17
22	Arizona State	28-16
23	Marshall	38-7
24	Arkansas	30-18
25	Tulsa	36-13

Gophers in the Polls

Week	Rank	Week	Rank
1	16/14	9	7/7
2	13/13	10	6/6
3	12/11	11	5/5
4	10/11	12	4/5
5	7/7	13	4/4
6	8/9	14	TBD
7	8/8	15	TBD
8	6/6	16	TBD

NFCA Coaches/USA Softball

2017 Roster

No.	Name	Position	B/T	Class	Hometown (High School)
16	Allie Arneson	INF	R/R	SO	Aledo, Texas (Aledo HS)
4	Carlie Brandt	UT	R/R	FR	Le Sueur, Minn. (Le Sueur-Henderson High School)
22	Taylor Chell	UT	R/R	FR	Nowthen, Minn. (Anoka HS)
33	Ellie Cowger	UT	L/R	JR	Fenton, Mich. (Fenton HS)
32	Sydney Dwyer	INF	R/R	JR	Bettendorf, Iowa (Pleasant Valley HS)
5	Tori Finucane	RHP	R/R	SR	Germantown, Md. (Bishop O'Connell High School)
13	Amber Fiser	RHP	R/R	FR	Van Horne, Iowa (Benton Community High School)
17	Sara Groenewegen	RHP/UT	R/R	SR	White Rock, B.C. (Elgin Park Secondary)
20	Maddie Houlihan	UT	L/L	SO	Plymouth, Minn. (Benilde St. Margaret's)
1	Kendal Judge	RHP	R/R	FR	Plainfield, Ill. (Providence Catholic High School)
10	Katelyn Kemmetmueller	UT	R/R	FR	Rogers, Minn. (Rogers High School)
21	Kaylen Krueger	INF/UT	R/L	FR	Green Bay, Wis. (Green Bay Preble High School)
23	Kendyl Lindaman	C/UT	R/R	FR	Ankeny, Iowa (Ankeny Centennial High School)
7	Sam Macken	INF	L/R	SR	Rochester, Minn. (Rochester Lourdes HS)
28	Danielle Parlich	INF	L/R	JR	Queen Creek, Ariz. (Basha HS)
3	MaKenna Partain	INF	L/R	FR	Banks, Ore. (Banks High School)
15	Erika Rozell	C/UT	R/R	JR	Lakeville, Minn. (Lakeville North HS)
2	Dani Wagner	INF	R/R	JR	Hayfield, Minn. (Hayfield HS)

Coaches/Staff

Head Coach

Jessica Allister

Associate Head Coach

Jessica Merchant

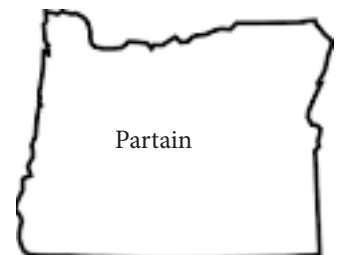
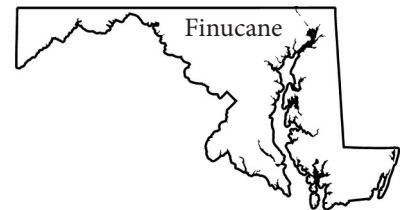
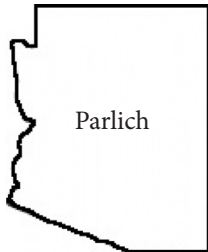
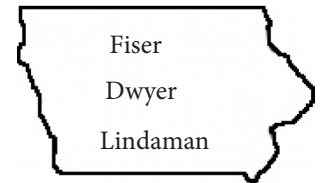
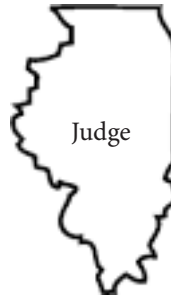
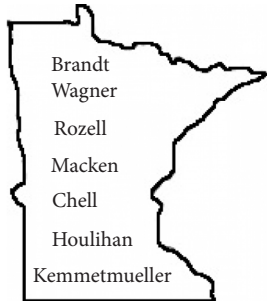
Pitching Coach

Piper Ritter

Director of Softball Operations

Michael Kylo-Kittleson

Players By State



The Coaches



Jessica Allister
Head Coach

Minnesota head softball coach Jessica Allister enters her seventh season leading the Minnesota softball program coming off another great year in 2016 that saw the Gophers go 43-14. The Gophers have now made a program record four straight trips to the NCAA Tournament under Allister. She is 274-105 overall in her career.

In Allister's sixth season the Maroon and Gold went over the 30 win mark for the sixth straight time, made their fourth straight NCAA Tournament and won their second B1G Tournament championship in three years. They went on a roll from April 15-May 20 winning 15 straight games to tie a program record for longest winning streak. In that stretch they outscored opponents 129-27. Minnesota beat the eventual national champions, Oklahoma, twice and topped No. 2 Michigan in a 10-inning thriller for the B1G Tournament championship title.

The Jessica Allister era of Minnesota softball began on Aug. 10, 2010, when then-director of athletics Joel Maturi named the former Oregon assistant and All-America catcher from Stanford the sixth head coach in Minnesota history. Academically, Allister's teams have featured 53 student-athletes who earned Academic All-Big Ten distinction, including 11 in 2014, 14 in 2015 and 12 in 2016.



Jessica Merchant
Associate Head Coach

Jessica Merchant is in her seventh season as an assistant coach with the Golden Gophers softball program. She has helped guide the Maroon and Gold to a 234-102 record in that span. She served four years at UMass in the same capacity.

Merchant works primarily with the teams infielders. She helped former Gopher Malisa Barnes earn her third All-Big Ten honor and former Gophers Kaitlyn Richardson and Tyler Walker to three NFCA Great Lakes All-Region teams each. They both also earned three and four all-conference accolades, respectively. Both were named to the All-Big Ten First Team as sophomores in 2013 and as juniors in 2014 and were all-region honorees in both years. Richardson became the school's third two-time All-American with a third-team nod in 2013 and a second-team nod in 2014. She was also a top-25 finalist to the NFCA National Player of the Year Award. Again in 2015 Richardson earned All-American honors being named a senior class First-Team All-American. A two-time NFCA All-America shortstop, Merchant captained the Wolverines to the 2005 NCAA Championship, the first national title in program history.



Piper Ritter
Pitching Coach

Former Minnesota pitcher Piper Ritter is in her tenth season with the Gophers as pitching coach, having already developed two of the top hurlers in Minnesota softball history, Brianna Hassett and Sara Moulton and another in current Gopher Sara Groenewegen.

Ritter guided Groenewegen to Big Ten Freshman of the Year and Big Ten Pitcher of the Year honors in 2014, making the White Rock, B.C. native the third player in conference history to win both awards in the same season. Groenewegen is a two-time All-American.

During her four-year playing career with the Gophers (2001-04), Ritter became one of the most accomplished pitchers in program history. She left the university with career records for strikeouts (1,122), innings pitched (921.1), games (173), wins (88), shutouts (33), and complete games (85).

The Team




Kendal Judge

#1 // Pitcher
FR // R/R
Plainfield, Ill.



Dani Wagner

#2 // Outfielder
JR // R/R
Hayfield, Minn.



MaKenna Partain

#3 // Infielder
FR // L/R
Banks, Ore.




Carlie Brandt

#4 // Utility
FR // R/R
Le Sueur, Minn.



Tori Finucane

5 // Pitcher
SR // R/R
Germantown, Md.



Sam Macken

7 // Utility
SR // L/R
Rochester, Minn.



Katelyn Kemmetmueller

10 // Utility
FR // R/R
Rogers, Minn.



Amber Fiser

13 // Pitcher
FR // R/R
Van Horne, Iowa



Erika Rozell

15 // Catcher/Utility
JR // R/R
Lakeville, Minn.

The Team



Allie Arneson
16 // Infielder
SO // R/R
Aledo, Texas



Sara Groenewegen
17 // Pitcher/Utility
SR // R/R
White Rock, B.C.



Maddie Houlihan
20 // Utility
SO // L/L
Plymouth, Minn.



Kaylen Krueger
21 // Infielder
FR // L/L
Green Bay, Wis.



Taylor Chell
22 // Outfielder
SO // R/R
Nowthen, Minn.



Kendyl Lindaman
23 // Catcher/Utility
FR // R/R
Ankeny, Iowa



Danielle Parlich
28 // Infielder
JR // L/R
Queen Creek, Ariz.



Sydney Dwyer
32 // Infielder
JR // R/R
Bettendorf, Iowa



Ellie Cowger
33 // Utility
JR // L/L
Fenton, Mich.

2017 STATISTICS

Record: 48-3 Home: 16-0 Away: 16-3 Neutral: 16-0 Big Ten: 19-1

Player	avg	gp-gs	ab	r	h	2b	3b	hr	rbi	tb	slg%	bb	hp	so	gdp	ob%	sf	sh	sb-att	po	a	e	fld%
23 Kendyl Lindaman	.430	51-51	128	49	55	6	1	18	64	117	.914	45	4	8	3	.581	2	0	0-0	324	53	5	.987
20 Maddie Houlihan	.407	51-51	150	53	61	14	0	3	40	84	.560	32	3	9	2	.513	2	1	9-11	25	1	2	.929
32 Sydney Dwyer	.395	51-51	152	21	60	11	0	9	69	98	.645	14	2	11	1	.444	3	1	1-3	312	10	10	.970
3 MaKenna Partain	.392	51-51	153	39	60	10	2	2	31	80	.523	20	1	15	2	.460	2	2	5-6	92	84	12	.936
7 Sam Macken	.337	51-51	172	47	58	14	1	7	34	95	.552	26	2	16	0	.430	0	1	4-4	37	3	0	1.000
28 Danielle Parlich	.330	51-51	185	51	61	13	1	3	31	85	.459	8	1	5	0	.357	2	2	3-4	40	94	7	.950
2 Dani Wagner	.328	51-51	131	33	43	5	2	5	24	67	.511	18	8	14	1	.434	2	2	8-8	31	2	1	.971
16 Allie Arneson	.299	51-51	97	29	29	6	1	5	19	52	.536	29	1	27	1	.465	0	4	1-2	48	68	7	.943
17 Sara Groenewegen	.252	51-51	135	15	34	4	0	2	25	44	.326	17	9	17	1	.364	4	1	1-1	10	28	0	1.000

21 Kaylen Krueger	.350	27-2	20	10	7	2	1	1	3	14	.700	2	1	6	0	.435	0	0	1-1	1	0	0	1.000
22 Taylor Chell	.294	21-0	17	4	5	0	0	1	4	8	.471	1	0	6	0	.333	0	0	0-0	0	0	0	.000
10 Katie Kemmetmueller	.200	15-0	5	7	1	0	0	0	0	1	.200	0	0	1	0	.200	0	0	1-1	1	2	0	1.000
15 Erika Rozell	.154	22-0	13	3	2	0	0	0	1	2	.154	2	0	1	0	.267	0	0	0-1	22	1	0	1.000
4 Carlie Brandt	.143	22-11	7	3	1	1	0	0	0	2	.286	0	0	3	0	.143	0	0	0-0	16	11	2	.931
33 Ellie Cowger	.000	33-11	4	6	0	0	0	0	0	0	.000	1	0	1	0	.200	0	0	0-1	3	0	0	1.000
Totals	.348	51	1369	370	477	86	9	56	345	749	.547	215	32	140	11	.443	17	14	34-43	964	373	46	.967
Opponents	.183	51	1165	77	213	25	4	8	66	270	.232	88	27	376	5	.256	2	24	18-28	906	369	70	.948

LOB - Team (372), Opp (266). DPs turned - Team (10), Opp (18). IBB - Team (1), Lindaman 1, Opp (1).

(All games Sorted by Earned run avg)

Player	era	w-l	app	gs	cg	sho	sv	ip	h	r	er	bb	so	2b	3b	hr	b/avg	wp	hp	bk	sfa	sha
17 Sara Groenewegen	0.55	25-2	28	23	17	8/4	1	165.0	93	23	13	24	237	9	1	5	.158	12	11	0	0	14
13 Amber Fiser	1.52	12-0	19	15	5	2/4	0	73.2	58	22	16	28	73	6	2	0	.216	7	11	0	0	5

4 Carlie Brandt	0.69	6-0	12	1	1	1/1	0	30.1	27	3	3	5	15	3	0	0	.225	2	1	1	0	0
1 Kendal Judge	2.47	0-0	4	1	0	0/2	0	5.2	3	2	2	3	2	0	1	0	.158	0	2	0	0	0
5 Tori Finucane	3.00	5-1	14	10	3	2/2	0	46.2	32	27	20	28	49	7	0	3	.192	6	2	0	2	5
Totals	1.18	48-3	51	51	26	20/7	1	321.1	213	77	54	88	376	25	4	8	.183	27	27	1	2	24
Opponents	6.79	3-48	51	51	17	1/0	0	302.0	477	370	293	215	140	86	9	56	.348	46	32	0	17	14

PB - Team (6), Lindaman 4, Rozell 2, Opp (6). Pickoffs - Team (1), Lindaman 1. SBA/ATT - Lindaman (17-27), Groenewegen (8-12), Fiser (4-7), Finucane (5-7), Brandt (1-2), Rozell (1-1).

Single-Game/Miscellaneous Team Records

HITTING

At Bats			
10	Judy Knight	vs. Texas-Arlington	3/26/1980
	Katie Ray	vs. Texas-Arlington	3/26/1980
	Linda Arford	vs. Texas-Arlington	3/26/1980

Hits			
5	Rachel Nelson	vs. Wisconsin	4/9/1996
	Rachel Nelson	vs. New Mexico	2/29/1996
	Maddie Houlihan	vs. Iowa	

Runs Scored			
4	(13x) last by Tyler Walker	vs. UC Davis	2/7/2015

Runs Batted In			
7	Shelly Medernach	vs. Carleton	5/8/1976
	Jennifer McGuinness	vs. Penn State	4/23/1994
	Shannon Beeler	vs. Ohio State	3/28/1998
	Jordanne Nygren	vs. Iowa State	4/13/1999

Doubles			
3	Megan Higginbotham	vs. North Dakota State	5/3/2006
	Malisa Barnes	vs. Connecticut	2/26/2010

Triples			
2	(9x) last by Veronica Roberts	vs. Northern Iowa	4/13/2000

Home Runs			
2	(43x) last by Sara Groenewegen	vs. Wisconsin	4/29/2015

Total Bases			
12	Anne Thul	vs. Concordia-St. Paul	4/24/2002
11	Amber Hegland	vs. Southern Colorado	2/29/1995
11	Angel Braden	vs. Northern Iowa	2/8/2001
11	Alex Davis	vs. Weber State	3/21/2010

Walks			
5	Kendyl Lindaman	vs. Wisconsin	4/19/2017
4	Jordanne Nygren	vs. Wisconsin	5/4/2003
4	Kari Dorle	vs. UNC-Greensboro	2/26/2011
4	Malisa Barnes	vs. Illinois	5/13/2001

Steals			
3	(25x) last by Stephanie Sward	vs. Kentucky	2/20/2005

PITCHING

Innings Pitched			
25	Dani Ortler	vs. Texas-Arlington	3/26/1980

Strikeouts			
19	Sara Groenewegen	vs. Purdue	
17	Piper Marten	vs. Iowa State	3/16/2003
17*	Piper Marten	vs. Concordia-St. Paul	4/9/2003
17*	Briana Hassett	vs. Dartmouth	2/29/2008
17	Alissa Koch	vs. South Dakota	4/9/2011
16	Piper Marten	vs. Indiana	4/4/2003
16	Briana Hassett	vs. Indiana	4/4/2008

* Nine innings

DEFENSE/FIELDING

Double Plays			
3		vs. Cal State Fullerton	3/18/1984
3		vs. Texas A&M	5/17/1991

Triple Plays			
1		vs. North Dakota State	5/5/1983
1		vs. Northwestern	4/16/1997

NO-HITTERS

Gretchen Larson	vs. Pima	3/10/1983
Judy Oliverius	vs. New Mexico State	3/8/1985
Judy Oliverius	vs. Wichita State	3/25/1985
Judy Oliverius	vs. Ohio State	5/3/1986
Sarah Maschka*	vs. Northeast Louisiana	3/1/1991
Brenda Bixby	vs. South Florida	2/22/1992
Brenda Bixby	vs. Louisiana Tech	3/7/1992
Angie Recknor*	vs. Akron	3/25/2000
Piper Marten	vs. Boston University	2/15/2002
Piper Marten*	vs. Pittsburgh	3/9/2002
Piper Marten*	vs. Drake	4/17/2002
Piper Marten	vs. Green Bay	5/2/2002
Piper Marten	vs. Iowa	4/30/2004
Katie Dalen	vs. Rhode Island	3/18/2005
Briana Hassett	vs. South Dakota State	4/24/2007
Sara Moulton	vs. Kent State	2/11/2012
Sara Moulton	vs. Florida Atlantic	3/10/2012
Sara Moulton	vs. Albany	2/24/2013
Sara Moulton	vs. Middle Tennessee	3/1/2013
Sara Moulton	vs. Hampton	2/22/2014
Sara Groenewegen	vs. Penn State	4/26/2014
Sara Groenewegen	vs. Northwestern	4/12/2015
Sara Groenewegen	vs. North Dakota State	4/22/2015
Sara Groenewegen	vs. Virginia Tech	2/19/2016
Sara Groenewegen*	vs. FAU	3/12/2016
Sara Groenewegen	vs. Maryland	4/29/2016

* Perfect Game

STREAKS

Longest win streak	15 (twice, last: 4/15-5/20 2016)
Longest win streak to start a season	8 (three times last: 2015)
Longest losing streak	15 (3/27-9, 2010)

SHUTOUTS

All-time shutouts	522
Most shutouts	22 (2014)
Fewest shutouts	2 (1977)
Most shutouts against	19 (1994)
Fewest shutouts against	1 (four times, last: 2014)

WINS

Most wins	49 (twice, last 2015)
Highest win percentage	.817 (2015)
Highest win percentage (NCAA era)	.817(2015)
Most home wins	22 (1983)
Most road wins	20 (2015)
Most neutral site wins	19 (twice, last: 2014)

HOME GAME RECORDS

Record at Jane Sage Cowles Stadium	105-87 (.547)
Record at home	430-209 (.672)
Attendance	1,189 (5/18/14 vs. Auburn)

SINGLE-SEASON TEAM HITTING

Highest batting average	.339 (2015)
Highest on-base percentage	.437 (2015)
Highest slugging percentage	.571 (2015)
Most runs scored	417 (2015)
Most hits	584 (1996)
Most doubles	110 (2015)
Most triples	24 (twice, last: 1996)
Most home runs	80 (2015)
Most walks	218 (2013)
Most stolen bases	104 (1998)

SINGLE-SEASON TEAM PITCHING

Fewest runs allowed	78 (1983)
Fewest earned runs allowed	49 (1983)
Fewest hits allowed	246 (1985)
Lowest earned run average	0.92 (1983)
Most strikeouts (pitching)	501 (2015)
Most strikeouts per seven innings	9.27 (2014)
Most complete games	48 (1994)

SINGLE-SEASON TEAM FIELDING

Highest fielding percentage	.975 (2008)
Fewest errors	32 (2008)
Most double plays turned	43 (1984)

Single-Season Records (start of 2017 season)

HITTING

Batting Average (minimum 350 at bats)

1.	.540	Shelly Medernach	1976
2.	.438	Amber Hegland	1996
3.	.433	Malisa Barnes	2011
4.	.430	Kaitlyn Richardson	2013
5.	.418	Kaitlyn Richardson	2014

Games Played

1.	75	Kari Blank	1991
	75	Diane Field	1991
	75	Stacey Funderburg	1991
4.	73	Tabbatha Woody	1991
5.	71	Sandy Scott	1991

At Bats

1.	245	Kari Blank	1991
2.	238	Steph Midthun	1999
3.	236	Laura Peters	1998
4.	229	Lezlie Weiss	1991
5.	224	Rachel Nelson	1996

Runs Scored

1.	65	Rachel Nelson	1996
2.	57	Sam Macken	
	57	Shannon Beeler	1998
	57	Laura Peters	1998
5.	55	Tyler Walker	2014

Hits

1.	93	Rachel Nelson	1996
2.	87	Laura Peters	1998
3.	85	Shannon Beeler	1998
4.	84	Amber Hegland	1996
5.	83	Amber Hegland	1998

Runs Batted In

1.	74	Shannon Beeler	1998
2.	62	Shannon Beeler	1996
3.	61	Amber Hegland	1996
4.	59	Jordanne Nygren	1999
5.	58	Shannon Beeler	1999

Doubles

1.	24	Amber Hegland	1996
2.	22	Sam Macken	2016
3.	21	Kaitlyn Richardson	2014
4.	20	Shannon Beeler	1998
5.	18	Amber Hegland	1998

Triples

1.	9	Danne Leininger	1985
2.	8	Tyler Walker	2014
3.	7	Rachel Nelson	1996
	7	Kari Blank	1991
5.	6	Shelly Medernach	1977
	6	Shelly Medernach	1979
	6	Barb Solberg	1981
	6	Gretchen Larson	1981

Home Runs

1.	15	Jordanne Nygren	2003
2.	14	Shannon Beeler	1998
	14	Jordanne Nygren	1999
4.	14	Jordanne Nygren	2000
5.	13	Shannon Beeler	1999
	13	Kendyl Lindaman	2017

Walks

1.	49	Malisa Barnes	2011
2.	40	Kaitlyn Richardson	2014
3.	38	Sara Groenewegen	2016
4.	36	Amber Hegland	1998
	36	Kari Dorle	2012

Stolen Bases

1.	31	Steph Midthun	1998
	31	Laura Peters	1998
3.	28	Stephanie Sward	2005
4.	26	Mischel Doerr	1990
5.	25	Rachel Nelson	1997
	25	Tammi Hays	2002

PITCHING

Games Pitched

1.	53	Angie Recknor	2000
2.	51	Briana Hassett	2009
3.	49	Piper Marten	2001
4.	48	Steph Klaviter	1998
	48	Sara Moulton	2013

Innings Pitched

1.	333.0	Angie Recknor	2000
2.	307.0	Briana Hassett	2009
3.	278.2	Sara Moulton	2011
4.	275.2	Sara Moulton	2013
5.	253.1	Sara Moulton	2012

Wins

1.	32	Sara Moulton	2013
2.	31	Sara Groenewegen	2015
3.	31	Sara Groenewegen	2016
4.	28	Sara Moulton	2011
5.	27	Sara Moulton	2014
	27	Vicki Swanson	1978

Saves

1.	8	Jennifer Johnson	1997
2.	6	Sarah Maschka	1991
3.	5	Michelle Harrison	1999
	5	Jennifer Johnson	1995
5.	5	Brenda Bixby	1991

Earned Run Average (minimum 75 innings pitched)

1.	0.60	Lynn Schlichting	1983
2.	0.69	Mary Lee Hanson	1978
3.	0.71	Vicki Swanson	1978
4.	0.80	Piper Marten	2001
	0.80	Robin Bumpus	1991
	0.80	Dani Ortler	1981

Complete Games

1.	39	Briana Hassett	2009
2.	35	Angie Recknor	2000
3.	32	Sara Moulton	2011
4.	30	Sara Moulton	2012
5.	29	Sara Moulton	2013

Strikeouts

1.	414	Briana Hassett	2009
2.	379	Sara Groenewegen	2015
3.	336	Sara Groenewegen	2016
4.	330	Sara Moulton	2011
5.	311	Piper Marten	2003

Shutouts

1.	14	Vicki Swanson	1978
	14	Briana Hassett	2009
	14	Sara Moulton	2011
	14	Sara Moulton	2013
5.	12	Sara Moulton	2014

FIELDING

Putouts

1.	667	Diane Field	1991
2.	586	Dana Ballard	1998
3.	518	Mariann Dukart	1992
4.	510	Diane Field	1990
5.	504	Patricia Johnson	1988

Assists

1.	253	Lezlie Weiss	1992
2.	220	Stacey Funderburg	1991
	220	Lezlie Weiss	1993
4.	207	Shannon Beeler	1998
5.	184	Kari Blank	1991

Career Records

HITTING

Batting Average (minimum 350 at bats)

1.	.399	Amber Hegland	1995-98
2.	.393	Shelly Medernach	1976-79
3.	.388	Kaitlyn Richardson	2012-15
4.	.386	Rachel Nelson	1994-97
5.	.380	Tyler Walker	2012-2015

Games Played

1.	251	Lezlie Weiss	1990-93
2.	250	Shannon Beeler	1996-99
3.	249	Mischel Doerr	1990-93
4.	243	Tammi Hays	1999-2002
5.	241	Jordanne Nygren	1999-2003

At Bats

1.	810	Rachel Nelson	1994-97
2.	803	Mischel Doerr	1990-93
3.	784	Shannon Beeler	1996-99
4.	764	Lezlie Weiss	1990-93
5.	733	Tammi Hays	1999-2002

Runs Scored

1.	197	Tyler Walker	2012-15
2..	175	Rachel Nelson	1994-97
3.	165	Shannon Beeler	1996-99
4.	152	Steph Midthun	1996-99
5.	151	Erica Meyer	2012-15
	151	Tammi Hays	1999-2002

Hits

1.	313	Rachel Nelson	1994-97
2.	291	Amber Hegland	1995-98
3.	281	Shannon Beeler	1996-99
4.	259	Lezlie Weiss	1990-93
5.	254	Tammi Hays	1999-2002

Runs Batted In

1.	239	Shannon Beeler	1996-99
2.	179	Kaitlyn Richardson	2012-2015
	179	Jordanne Nygren	1999-2003
4.	175	Amber Hegland	1995-98
5	161	Tyler Walker	2012-15

Doubles

1.	64	Kaitlyn Richardson	2012-15
2..	60	Amber Hegland	1995-98
3..	55	Shannon Beeler	1996-99
3.	45	Jordanne Nygren	1999-2003
5.	39	Barb Drake	1984-87

Triples

1.	20	Shelly Medernach	1976-79
2.	16	Veronnica Roberts	2000-03
3.	15	Kari Blank	1988-92
4.	13	Rachel Nelson	1994-97
5.	12	Tyler Walker	2012-
	12	Barb Drake	1984-87
	12	Danne Leininger	1982-85

Home Runs

1.	51	Jordanne Nygren	1999-2003
2.	43	Tyler Walker	2012-15
	43	Shannon Beeler	1996-99
4.	40	Kaitlyn Richardson	2012-15
5.	34	Sara Groenewegen	2014-present

Walks

1.	138	Kaitlyn Richardson	2012-15
2.	113	Amber Hegland	1995-98
3.	109	Malisa Barnes	2008-11
4.	108	Kari Dorle	2010-13
5.	98	Jordanne Nygren	1999-2003

Stolen Bases

1.	86	Tammi Hays	1999-2002
2.	81	Stephanie Sward	2002-05
	81	Mischel Doerr	1990-93
4.	75	Steph Midthun	1996-99
5.	69	Megan Higginbotham	2004-07

PITCHING

Games Pitched

1.	176	Sara Moulton	2011-2014
2.	173	Piper Marten	2001-04
3.	161	Steph Klaviter	1996-99
4.	150	Brenda Bixby	1988-92
5.	147	Angie Recknor	2000-03

Innings Pitched

1.	1,008.0	Sara Moulton	2011-2014
2.	921.1	Piper Marten	2001-04
3.	812.0	Brenda Bixby	1988-92
4.	777.0	Briana Hassett	2006-09
5.	774.1	Steph Klaviter	1996-99

Complete Games

1.	107	Sara Moulton	2011-2014
2.	88	Briana Hassett	2006-09
3.	85	Piper Marten	2001-04
4.	84	Brenda Bixby	1988-92
5.	60	Steph Klaviter	1996-99
5.	60	Sara Groenewegen	2014-

Wins

1.	112	Sara Moulton	2011-2014
2.	89	Sara Groenewegen	2014-
3.	88	Piper Marten	2001-04
4.	84	Steph Klaviter	1996-99
5.	67	Brenda Bixby	1988-92

Saves

1.	18	Jennifer Johnson	1993-97
2.	12	Piper Marten	2001-04
3.	10	Brenda Bixby	1988-92
	10	Sarah Maschka	1990-93
	10	Steph Klaviter	1996-99

Strikeouts

1.	1,183	Sara Moulton	2011-2014
2.	1,122	Piper Marten	2001-04
3.	1,006	Sara Groenewegen	2014-
4..	962	Briana Hassett	2006-09
5.	540	Angie Recknor	2000-03

Earned Run Average (minimum 100 innings pitched)

1.	0.81	Gretchen Larson	1980-83
2.	0.91	Vicki Swanson	1977-78
3.	1.06	Mary Lee Hanson	1981-84
4.	1.08	Piper Marten	2001-04
5.	1.13	Dani Ortler	1978-81

Shutouts

1.	47	Sara Moulton	2011-2014
2.	33	Piper Marten	2001-04
3.	31	Briana Hassett	2006-09
4.	27	Brenda Bixby	1988-92
5.	23	Steph Klaviter	1996-99

FIELDING

Putouts

1.	1536	Mariann Dukart	1991-94
2.	1448	Kari Dorle	2010-13
3.	1436	Hailee Nanchy	2001-04
4.	1374	Diane Field	1988-91
5.	1222	Shannon Stemper	2006-09

Assists

1.	755	Lezlie Weiss	1990-93
2.	651	Kiki Romero	1992-95
3.	616	Shannon Beeler	1996-99
4.	534	Kathy Casull	1986-89
5.	459	Laura Peters	1995-98

*Active players listed in Bold.

Numbers current entering May 9, 2014