

UNRIVALED

PENN STATE FOOTBALL



854 WINS
(8th in Nation)

45 BOWL GAMES
(7-9th in Nation)

28 BOWL WINS
(7-3rd in Nation)

98 1ST TEAM ALL-AMERICANS

GAME 8

OCTOBER 24, 2015 - 3:30 P.M.

Baltimore, Md.

M&T Bank Stadium [71,008]

Series: Penn State, 35-2-1

Last Meeting: Maryland 20, Penn State 19

Nov. 1, 2014 - Beaver Stadium

Complete Series Info on Page 9

Penn State is appearing on television for the 271st time in its last 273 regular season games.



David LaMont (play-by-play); Ray Bentley (analyst); Dawn Davenport (sideline)



Steve Jones (play-by-play); Jack Ham (analyst); Joe Putnam (sideline)
Local: 93.7 FM/1450 AM. Sirius: Ch. 134; XM: Ch. 201

PENN STATE NITTANY LIONS

5-2, 2-1 Big Ten



Head Coach: James Franklin
Record at Penn State (Yrs.): 12-8 (Two)
Career Record (Yrs.): 36-23 (Five)
vs. Maryland: 0-1

MARYLAND TERRAPINS

2-4, 0-2 Big Ten



Interim Head Coach: Mike Locksley
Record at Maryland (Yrs.): 0-0 (One)
Career Record (Yrs.): 2-26 (Three)
vs. Penn State: 0-0

INSIDE THE GAME

NITTANY LIONS TO FACE MARYLAND IN BALTIMORE

For the second time this season, Penn State will visit an NFL venue, as the Nittany Lions meet Maryland Saturday in the Baltimore Ravens' M&T Bank Stadium for a 3:30 p.m. game on ESPN. It is the 39th meeting between the teams, but just the second as Big Ten members.

It could be a historic day for Nittany Lion quarterback Christian Hackenberg, who could become the school's career leader in passing yardage, completions and attempts. He will need to surpass 74 yards passing, 11 completions and 29 attempts to top all three lists.

Hackenberg is not the only one drawing attention behind the line of scrimmage, as true freshman running back Saquon Barkley is already being compared to Lion legends after impressing a primetime audience with 194 yards on 26 carries against No. 1 Ohio State. The young runner has eclipsed 100 yards in the three games in which he has been featured and not slowed by injury, and he has threatened to surpass 200 yards in his two contests with 20 or more carries. Aside from his one carry for one yard at Temple, he has at least one run of at least 33 yards in the four games he has played since.

Carl Nassib also cemented his place on the national scene, extending his sack streak to seven games with 1.5 against Ohio State and 3.5 tackles for loss. The former walk-on now leads the nation in both categories, as well as forced fumbles.

Despite the standout performances, it was not enough to overcome J.T. Barrett and Ohio State on the road. The Lions held the lead after the first quarter, but missed opportunities and Barrett's four touchdowns (two rushing, two passing) led the Buckeyes to victory.

Maryland also enters the game following a loss to Ohio State, but was off last week. The game against Penn State will be Maryland's first under new leadership. Mike Locksley was named the interim head coach of the team following the Ohio State game.

Penn State returns to Beaver Stadium to host Illinois on Halloween.

BREAKDOWN

RUSHING

Penn State: Saquon Barkley 68 for 585 yds (113.4), 3 TD
Maryland: Brandon Ross 80 for 431 yds (71.8), 2 TD

PASSING

Penn State: Christian Hackenberg 94-of-177, 1,206 yds (172.3), 8 TD/2 INT
Maryland: Perry Hills 37-of-784, 439 yds (146.3), 5 TD/4 INT

RECEIVING

Penn State: Chris Godwin 30 for 493 yds (70.4), 1 TD
Maryland: Levern Jacobs 22 for 222 yds (37.0), 2 TD

DEFENSE

Penn State: Carl Nassib 35 tkls, 15.5 TFL, 11.5 sacks, INT, 5 FF
Maryland: Jermaine Carter 63 tkls, 7.0 TFL, BU

PSU

23.0
162.3
96-179-2
177.4
339.7
+7
17.7
145.3
106-181-4
152.3
297.6

TEAM

SCORING/GAME 24.3
RUSHING/GAME 177.7
PASSING (C-A-INT) 83-188-17
PASSING/GAME 163.7
TOTAL OFF/GAME 341.3
TURNOVER MARGIN -13
PTS ALLOWED/GAME 34.7
OPP. RUSH YDS/GAME 196.8
OPP. PASSING 126-207-5
OPP. PASS YDS/GAME 260.8
OPP. TOTAL OFFENSE/GAME 457.7

UMD

2015 SCHEDULES

PENN STATE

Overall (B1G): 5-2 (2-1 East)		Home: 5-0	Road: 0-2	Ntrl: 0-0	
PSU Rank	Opponent (Rank)	Time/Score	TV	Attend.	
September					
5	at Temple	L, 10-27	ESPN	69,176	
12	BUFFALO	W, 27-14	ESPN2	93,065	
19	RUTGERS *	W, 28-3	BTN	103,323	
26	SAN DIEGO STATE	W, 37-21	BTN	95,107	
October					
3	ARMY WEST POINT	W, 20-14	ESPNU	107,387	
10	INDIANA *	W, 29-7	ESPN	97,837	
17	at Ohio State * (1/1)	L, 10-38	ABC	108,423	
24	at Maryland * ^	3:30 p.m.	ESPN		
31	ILLINOIS *	Noon	ESPN2/ESPNU		
November					
7	at Northwestern *	--	--	--	
21	MICHIGAN *	--	--	--	
28	at Michigan State *	--	--	--	

* - Big Ten game All times Eastern Rankings: AP/Coaches
^ - M&T Bank Stadium

MARYLAND

Overall: 2-4 (0-2 East)		Home: 2-2	Road: 0-2	Ntrl: 0-0	
UMD Rank	Opponent (Rank)	Time/Score	TV	Attend.	
September					
5	RICHMOND	W, 50-21	ESPNU	38,117	
12	BOWLING GREEN	L, 27-48	BTN	36,332	
19	USF	W, 35-17	ESPNU	36,827	
26	at West Virginia	L, 6-45	Fox Sports 1	61,174	
October					
3	MICHIGAN * (22/NR)	L, 0-28	BTN	51,802	
10	at Ohio State * (1/1)	L, 28-49	BTN	107,869	
24	PENN STATE * ^	3:30 p.m.	ESPN		
31	at Iowa *	3:30 p.m.	ABC/ESPN2		
November					
7	WISCONSIN *	3:30 p.m.	--	--	
14	at Michigan State *	--	--	--	
21	INDIANA *	--	--	--	
28	at Rutgers *	--	--	--	

* - Big Ten game All times Eastern Rankings: AP/Coaches
^ - M&T Bank Stadium

TABLE OF CONTENTS

Page 2 Quick Facts/NFL Notes
Page 3 Big Ten Standings / Media Information
Page 4-5 Head Coach James Franklin
Page 6 Opponent Tracker
Page 7 Last Game (Indiana)
Page 8 National Polls/Future Schedules
Page 9 The Series vs. Ohio State
Page 10-18 Ohio State Notes
10 Record Breakdown
11 Hackenberg's Resume

12 Honors & Awards
13 Winningest Programs
14 Coaching Staff Notes
15 Community Service
16 National Statistical Rankings
17 Ben Kline Scholar-Athlete
18 End of an Era
19 NFL Stadiums
20 Penn State Football Show
Page 21 Starts Chart/Career Starts

Page 22 Depth Chart/Pronunciations/Asst. Coaches
Page 23-24 Numerical Roster
Page 25-26 Alphabetical Roster
Page 27 Career Highs Chart
Page 28 The Last Time...
Page 29 Record Watch
Page 30-35 Game-by-Game Recaps (Games 1-6)
Page 36-45 Player Bios
Page 46-62 Statistics

PROGRAM NOTES

129TH SEASON OF GRIDIRON EXCELLENCE

Penn State is in its 129th season of intercollegiate football and owns an 854-378-42 record, to rank No. 8 nationally in all-time victories.

Penn State is one of just eight programs to pass the 850-win milestone, four of whom are Big Ten members: Penn State, Michigan, Nebraska and Ohio State.

ACADEMIC EXCELLENCE

A total of 348 of Penn State football student-athletes, including 20 in 2014, have earned Academic All-Big Ten honors since 1993 for owning at least a 3.0 grade point average and being a letterwinner.

ONE OF NATION'S TOUGHEST HOME VENUES

Penn State owns a superlative 270-71 (.792) record inside Beaver Stadium, the nation's second-largest facility, which opened in 1960 and has a capacity of 106,572.

ON YOUR TELEVISION

Penn State is appearing on television for the 271st time in its last 273 regular season games.

QUICK FACTS

UNIVERSITY

NAME The Pennsylvania State University
LOCATION University Park, Pa.
FOUNDED 1855
ENROLLMENT 46,068
NICKNAME Nittany Lions
COLORS Blue & White
CONFERENCE Big Ten
DIVISION NCAA Division I
STADIUM Beaver Stadium (106,572)
STADIUM SURFACE Natural Grass
PRESIDENT Dr. Eric Barron
ATHLETICS DIRECTOR Sandy Barbour
HEAD COACH James Franklin (2nd Season)
FOOTBALL OFFICE 814-865-0412
TICKET OFFICE 1-800-NITTANY

FOOTBALL HISTORY

FIRST YEAR 1887
ALL-TIME RECORD 854-378-42 (129th Season)
8th in victories
ALL-TIME BOWL RECORD 28-15-2 (.633)
T-3rd in bowl victories
YEARS IN POST SEASON PLAY 45
T-9th in bowl appearances
BEAVER STADIUM RECORD 270-71 (.792)

ASSISTANT COACHES

JOHN DONOVAN Johns Hopkins; 1997
 Offensive Coordinator/Tight Ends (2nd Season)
JOSH GATTIS Wake Forest; 2006
 Offensive Recruiting Coordinator/Asst. Special Teams/
 Wide Receivers (2nd Season)
HERB HAND Hamilton College; 1990
 Run Game Coordinator/Offensive Line (2nd Season)
CHARLES HUFF Hampton; 2005
 Special Teams Coordinator/Running Backs (2nd Season)
BRENT PRY Buffalo; 1993
 Assistant Head Coach/Co-Defensive Coordinator/
 Linebackers (2nd Season)
RICKY RAHNE Cornell; 2002
 Passing Game Coordinator/Quarterbacks (2nd Season)
BOB SHOOP Yale; 1988
 Defensive Coordinator/Safeties (2nd Season)
TERRY M. SMITH Penn State; 1991
 Defensive Recruiting Coordinator/ Cornerbacks (2nd Season)
SEAN SPENCER Clarion; 1995
 Defensive Line (2nd Season)
DWIGHT GALT Maryland; 1981
 Director of Performance Enhancement (2nd Season)

BIG BEST

OFFENSIVE POTW: Akrum Wadley • Iowa • So. • RB • Newark, N.J.

- Recorded a career-best 204 rushing yards on 26 carries with four touchdowns in Iowa's win over Northwestern
- His four rushing touchdowns matched a single-game school record
- It was only the seventh time in program history a Hawkeye rushed for four touchdowns in a single game
- Earns the first Offensive Player of the Week award of his career
- Last Iowa Offensive Player of the Week: Jordan Canzeri (Oct. 12, 2015)



DEFENSIVE POTW: Shilique Calhoun • Michigan State • Sr. • DE • Middletown, N.J.

- Recorded five tackles, including a career-best 3.5 tackles for loss, in Michigan State's victory over Michigan
- His tackles for loss totaled 11 yards, including a pair of sacks for a loss of six yards
- Part of a Michigan State defense that forced the Wolverines to go three-and-out on six possessions
- Earns his third career Defensive Player of the Week honor and second this season
- Last Michigan State Defensive Player of the Week: Shilique Calhoun (Sept. 28, 2015)



SPECIAL TEAMS POTW: Jalen Watts-Jackson • Michigan State • R-Fr. • DB • Dearborn, Mich.

- Scored his first career touchdown on a 38-yard fumble return as time expired to give Michigan State a 27-23 win at Michigan
- Returned a mishandled snap on a punt attempt with 10 seconds left for the deciding points
- Produced the Spartans' first special teams touchdown of the season
- Claims his first career Special Teams Player of the Week honor
- Last Michigan State Special Teams Player of the Week: R.J. Shelton (Dec. 1, 2014)



FRESHMAN POTW: T.J. Edwards • Wisconsin • LB • Lake Villa, Ill.

- Registered a career-high 16 tackles and forced a fumble in Wisconsin's defeat of Purdue
- Recorded seven solo tackles and 1.5 tackles for loss
- Part of a Wisconsin defense that held the Boilermakers to a season-low 191 total yards
- Wins his first career weekly award
- Last Wisconsin Freshman of the Week: Taiwan Deal (Sept. 28, 2015)



LIONS IN THE NFL

25 NITTANY LIONS ON ACTIVE NFL ROSTERS

A total of 25 Penn State football alumni are populating the active rosters of 18 National Football League teams. The Nittany Lions annually are among the top 20 programs nationally in producing players in the NFL.

The Jacksonville Jaguars boast a league-high four former Nittany Lions, including nine-year veteran and 2013 Pro Bowl linebacker Paul Posluszny and 2014 second-round pick Allen Robinson. Veterans Jared Odrick (Miami) and Stefan Wisniewski (Oakland) signed with Jacksonville during the offseason as free agents.

The Chicago Bears (Adrian Amos and Robbie Gould, Dallas Cowboys (Jack Crawford and Sean Lee), Seattle Seahawks (Garry Gilliam and Jordan Hill) and San Francisco 49ers (NaVorro Bowman and Gerald Hodges) - each have two PSU alums.

Three players from Penn State's 2014 squad landed on active rosters - Amos (Chicago), Jesse James (Pittsburgh) and Donovan Smith (Tampa Bay). Another three from 2014 were named to practice squads: Brad Bars (New York Giants), Mike Hull (Miami) and Deion Barnes (New York Jets).

Penn State has had 39 NFL Draft picks since 2006, including 17 in the first three rounds, and at least three NFL Draft picks 17 times since starting Big Ten Conference competition in 1993. A total of 338 Nittany Lions have been selected all-time in the NFL Draft. Eleven-year veteran and Chicago Bears All-Pro placekicker Gould is Penn State's elder statesman in the NFL. Kansas City Chiefs All-Pro linebacker Tamba Hali, who is entering his 10th professional season, is second in longevity, followed by Posluszny (nine years) and seven-year professionals Jordan Norwood (Denver) and Cameron Wake (Miami).

For the 44th time in the Super Bowl's 49-game history, at least one Penn State alumnus was a member of one of the participating teams (18 times in last 20 years). Thirty-six former Nittany Lions have earned a total of 53 Super Bowl rings, most recently Hill and since-retired running back Michael Robinson with Seattle in 2014. A total of 105 Nittany Lions have been on Super Bowl rosters.

- Arizona Cardinals** – A.Q. Shipley
- Atlanta Falcons** – Nate Stupar
- Baltimore Ravens** – John Urschel
- Chicago Bears** – Adrian Amos, Robbie Gould
- Dallas Cowboys** – Jack Crawford, Sean Lee
- Denver Broncos** – Jordan Norwood
- Green Bay Packers** – Andrew Quarless
- Jacksonville Jaguars** – Jared Odrick, Paul Posluszny, Allen Robinson, Stefan Wisniewski
- Kansas City Chiefs** – Tamba Hali, Ross Travis (*PSU men's basketball*)
- Miami Dolphins** – Cameron Wake, Mike Hull
- New Orleans Saints** – Mike Mauti
- New York Giants** – Brad Bars
- New York Jets** – Deion Barnes
- Oakland Raiders** – Matt McGloin
- Pittsburgh Steelers** – Jesse James
- San Diego Chargers** – Johnnie Troutman
- San Francisco 49ers** – NaVorro Bowman, Gerald Hodges
- Seattle Seahawks** – Garry Gilliam, Jordan Hill
- Tampa Bay Buccaneers** – Donovan Smith
- Tennessee Titans** – DaQuan Jones
Practice squad in italics

TEN FORMER LIONS ON NFL COACHING STAFFS

Ten former Nittany Lions are patrolling the sidelines as part of NFL coaching staffs in 2015.

- Gary Brown (Dallas, running backs)
- Bobby Engram (Baltimore, wide receivers)
- Sam Gash (Green Bay, running backs)
- Ron Heller (New York Jets, assistant offensive line)
- John McNulty (Tennessee, quarterbacks)
- Mike Munchak (Pittsburgh, offensive line)
- Jeff Nixon (Miami, running backs)
- Paul Pasqualoni (Houston, offensive line)
- Darren Perry (Green Bay, safeties)
- Mike Wolf (Cleveland, assistant strength and conditioning)

Also, former Penn State quarterbacks coach Jim Caldwell is in his second season as the head coach of the Detroit Lions.

TEAM CAPTAINS



Penn State football head coach James Franklin announced on Aug. 10 that **Christian Hackenberg, Jordan Lucas, Angelo Mangiro, Von Walker and Anthony Zettel** will serve as team captains for the 2015 season. Hackenberg is a team captain for the second consecutive year.

"This group of guys was selected by their teammates and coaches because they are outstanding ambassadors for our program," Franklin said. "They are leaders in the classroom, in the community, in the locker room and are important influencers for our team."

Entering 2015, Hackenberg had started all 25 career games under center and ranked No. 3 in career passing yards (5,932), attempts (876) and completions (501), and was No. 4 in career total offense (5,770).

An honorable-mention All-Big Ten selection last season, Lucas is the unquestioned leader of the secondary. His 58 stops in 2014 ranked third on the team and his nine pass breakups ranked among the best in the Big Ten.

Mangiro was the leader of a young offensive line corps in 2014, starting every game and making starts at three different positions. He made 10 starts at center, two at right tackle and one at left guard. His efforts up front helped Penn State amass over 300 yards of total offense on seven

occasions in 2014, including 453 yards vs. Boston College in the New Era Pinstripe Bowl.

Walker earned a scholarship in April after two seasons as a walk-on, including a move from running back to linebacker during 2014 spring practice. Walker appeared in 12 games last season and made his first career start versus Northwestern. He was also a major contributor on special teams, ranking third on the team with five special teams tackles, including four on kickoff coverage. He has also excelled in the classroom, earning Academic All-Big Ten honors last year.

After moving from defensive end to defensive tackle in 2014, Zettel enjoyed his most productive season on the field in the blue and white. A fourth-team All-America selection by Athlon Sports and an All-Big Ten first-team pick by both the coaches and media, Zettel logged career-best totals with 17 tackles-for-loss and 8.0 sacks. Zettel was the only FBS player to rank among the national leaders in sacks and interceptions per game in 2014. Zettel is on a number of different awards watch lists.

PENN STATE MEDIA SERVICES

FOOTBALL CONTACTS

Kris Petersen
E-mail: kap18@psu.edu
Cell: 814-883-4581
Twitter: @GoPSUKris

Greg Campbell
E-mail: gxc35@psu.edu
Cell: 814-876-0824
Twitter: @SID_Greg

Tony Mancuso
E-mail: tdm5000@psu.edu
Cell: 724-456-2326
Twitter: @GoPSUTony

Mark Brumbaugh
E-mail: mgb28@psu.edu
Cell: 814-441-9145
Twitter: @markbrumbaugh

Asst. AD for Strategic Communications: Jeff Nelson

Associate Directors: Alissa Clendenen, Kris Petersen

Assistant Directors: Mark Brumbaugh, Greg Campbell, Pat Donghia, Jeremy Fallis, Tony Mancuso, Will Rottler, Megan Samassa, Arielle Sargent, Jeff Smith

Admin. Assistants: Vonda Harpster

Strategic Communications Office: 814-865-1757

Website: GoPSUsports.com

Address: 101D Bryce Jordan Center, University Park, Pa., 16802

SUNDAY:
9 a.m. - Cumulative stats available at GoPSUsports.com.

MONDAY:
10 p.m. - Weekly Release available at GoPSUsports.com.

TUESDAY:
12:40 p.m. - Penn State Weekly Press Conference
James Franklin and at least two players available for questions in person and via telephone at Beaver Stadium.

To participate please contact the Strategic Communications Office at 814-865-1757 prior to 11 a.m. ET. Please contact Strategic Communications for FTP information for video/audio from the press conference.

1:28 p.m.: Head coach James Franklin available on the Big Ten weekly teleconference.

TUESDAY-WEDNESDAY:
9 a.m. - 2 p.m. - Player Interviews
Selected players available via teleconference interviews. For information, please contact Vonda Harpster at PSU Strategic Communications (vkh1@psu.edu; 814-865-1757).

THURSDAY:
TBA: Thursday Assistant Coach Teleconference
Selected players available via teleconference interviews. For information, please contact Vonda Harpster at PSU Strategic Communications (vkh1@psu.edu; 814-865-1757).

6:05 p.m.: The Penn State Coaches Show at LettermanS in State College (James Franklin).

SATURDAY:
Post-Game: James Franklin and selected players will be available immediately following the game. Please contact Strategic Communications for FTP audio/video information (home games only).

BIG STANDINGS

EAST	BIG TEN		OVERALL		
	W-L	%	W-L	%	vs. T25
Michigan State	3-0	1.000	7-0	1.000	1-0
Ohio State	3-0	1.000	7-0	1.000	0-0
Penn State	2-1	.667	5-2	.714	0-1
Michigan	2-1	.667	5-2	.714	1-2
Rutgers	1-2	.333	3-3	.500	0-1
Indiana	0-3	.000	4-3	.571	0-1
Maryland	0-2	.000	2-4	.333	0-2

WEST	BIG TEN		OVERALL		
	W-L	%	W-L	%	vs. T25
Iowa	3-0	1.000	7-0	1.000	1-0
Wisconsin	2-1	.667	5-2	.714	0-2
Illinois	1-1	.500	4-2	.667	0-1
Northwestern	1-2	.333	5-2	.714	2-2
Minnesota	1-2	.333	4-3	.571	0-2
Nebraska	1-2	.333	3-4	.429	0-1
Purdue	0-3	.000	1-6	.143	0-1

BIG TEN SCHEDULE (All Times Eastern)

Saturday, Oct. 24

PENN STATE VS. MARYLAND, 3:30 P.M. (ESPN)

Northwestern at Nebraska, Noon (ESPN2)

Indiana at Michigan State, 3:30 p.m. (ABC)

Wisconsin at Illinois, 3:30 p.m. (BTN)

Ohio State at Rutgers, 8 p.m. (ABC)

BIG TEN MEDIA SERVICES:

BIG TEN CONFERENCE RELEASE/STATISTICS: The Big Ten Conference football release, with standings and statistics, is available at www.bigten.org.

BIG TEN PLAYERS OF THE WEEK: The Big Ten Conference will be announcing Players of the Week every Monday during the season.

BIG TEN COACHES TELECONFERENCE: The Big Ten will conduct a football coaches teleconference every Tuesday during the season, from Sept. 1 to November 24. All 14 head coaches will be available to answer questions for eight minutes. Please contact the Big Ten Communications staff (847-696-1010) for the phone numbers for the teleconference and 24-hour replay.

MONDAY	TUESDAY	WEDNESDAY	THURSDAY	FRIDAY	SATURDAY	SUNDAY
Weekly Release Available by 10 p.m. on GoPSUsports.com	James Franklin Press Conference 12:40 p.m. (ET) B1G Teleconference 1:28 p.m. (ET) PSU Player Teleconferences	PSU Player Teleconferences Practice Availability & James Franklin Post Practice Approx. 6:10 p.m.	Assistant Coach Teleconference Penn State Coaches Show 6:05 p.m. LettermanS	No Coach/Player Availability	vs. Maryland 3:30 p.m. ESPN/Penn State Sports Network M&T Bank Stadium	Updated Statistics Available 9 a.m. GoPSUsports.com



FRANKLIN FILE

Born: February 2, 1972
Hometown: Langhorne, Pa.
Wife: Fumi
Daughters: Shola & Addison

Education:
 East Stroudsburg, 1995; B.S. in Psychology
 Washington State, 1999; M.A. in Educational Leadership

Playing Career:
 East Stroudsburg; Quarterback, 1991-94

Coaching Experience

2014-pres.	Head Coach	Penn State
2011-13	Head Coach	Vanderbilt
2008-10	Asst HC/Off. Coord./QBs	Maryland
2006-07	Off. Coord./QBs	Kansas State
2005	Wide Receivers	Green Bay Packers
2000-04	Recruiting Coord./WRs	Maryland
1999	Wide Receivers	Idaho State
1998	Grad. Asst./Tight Ends	Washington State
1997	Wide Receivers	James Madison
1996	Grad. Asst./Secondary	East Stroudsburg
1995	Wide Receivers	Kutztown

BOWL RESULTS

Year	School	Bowl	Result (Opp.)
2011	Vanderbilt	Liberty	L, 24-31 (Cincinnati)
2012	Vanderbilt	Music City	W, 38-24 (N.C. State)
2013	Vanderbilt	BBVA Compass	W, 32-21 (Houston)
2014	Penn State	Pinstripe	W, 31-30 (Boston College)

HEAD COACH JAMES FRANKLIN

Franklin was named the 16th head football coach in the history of the Nittany Lion program on January 11, 2014.

From Langhorne, Pa., Franklin vowed to “Dominate The State” and raise the bar in the team’s academic achievement and community service during his introductory news conference. During his short tenure in Happy Valley, he has electrified Nittany Nation with his passion, vision for the program and ability to recruit premier student-athletes from across the nation. Franklin has assembled a coaching staff featuring a record of success, tremendous chemistry and familiarity with each other, Penn State and the region.

“I can’t tell you how excited I am to come home,” Franklin stated at his introductory press conference. “I grew up watching Penn State football and now to be at the helm of such a storied program is a tremendous honor. It’s important to me to be a part of a University that strives for excellence in everything they do.

“When football student-athletes come to Penn State, they have a unique opportunity to receive a premium education while playing at the highest level of competition.”

Since Day 1, Franklin has reinforced his four core values in an effort to return the Penn State program to national prominence.

The passionate, positive and driven Franklin is in his fifth year as a collegiate head coach, leading his first four squads to a bowl game, earning post-season victories the past three years. He owns a 36-23 career record, with three consecutive winning seasons.

His first season as the Nittany Lions’ head coach began with a final-play 26-24 victory over UCF in Dublin, Ireland in Penn State’s first-ever international game. The 2014 campaign ended with an equally dramatic comeback, a 31-30 overtime win over Boston College in the New Era Pinstripe Bowl in Yankee Stadium. The Nittany Lions overcame a 14-point deficit late in the third quarter, tying the largest comeback in Penn State’s bowl history.

With the Pinstripe Bowl win, Franklin became just the third Penn State coach to lead the team to at least seven wins in his first season, joining Dick Harlow (1915) and Bill O’Brien (2012). In leading the Nittany Lions to a 4-0 start, Franklin also joined Harlow as the only first-year Penn State coaches to win their initial four games.

In February 2015, the Nittany Lions’ highly-regarded class of 25 signees was ranked in the Top 15 nationally by the four major recruiting services.

During Franklin’s first fall semester on campus, the Nittany Lions delivered a record-setting academic performance. The football student-athletes set program records with 25 student-athletes earning Dean’s List recognition (3.5 GPA), 57 players owning a cumulative 3.0 grade-point average (GPA) or higher after the 2014 fall semester and 21 true freshmen posting a 3.0 GPA or better. Additionally, 51 squad members compiled at

least a 3.0 GPA in the fall of 2014, the second-highest semester total in program history. The spring of 2015 saw continued academic success with 51 student-athletes compiling at least a 3.0 GPA, marking the first time in program history with 50 or more 3.0s in a spring semester. Additionally, 18 squad members were at a Dean’s List-level GPA for the spring semester.

Penn State’s 87 percent football graduation figure was second-highest in the Big Ten Conference and No. 5 among all public FBS institutions, according to NCAA data in October 2014. The Nittany Lions’ 87 percent graduation rate was 16 points higher than the 71 percent FBS average.

“We take a great deal of pride in our academic performance and we are committed to a high level of success and achievement in the classroom and on the field,” says Franklin, who is in his 21st year in coaching. “I have been so impressed by the dedication, work ethic and pride our players have demonstrated with all their academic and team responsibilities. We want our players to have the complete student-athlete experience at Penn State!”

From June to December 2014, the Nittany Lions completed a program-record of more than 1,900 total hours of community service. Members of the football program participated in more than 30 community service events, including 23 events from the time training camp started in August. The volunteer events began with the Pennsylvania Special Olympics Summer Games on June 6 and ended on Dec. 26 with a visit to Sloan-Kettering Memorial Hospital in New York. Many squad members also traveled to the Penn State Hershey Children’s Hospital in July, visiting with patients and their families.

The engaging and enthusiastic Franklin is a popular speaker and media interview subject. For the second consecutive year, he was a guest analyst on ESPN’s coverage from the site of college football’s National Championship game, spending a day appearing on various ESPN platforms from Fort Worth, Texas.

This past February, Franklin was the lone college head coach among the speakers and panelists at the prestigious MIT Sloan Sports Analytics Conference in Boston. He was a panelist for the session, “The Formula to Win: College Football Analytics,” which was moderated by CNN anchor/reporter Rachel Nichols.

“Coach Franklin is a great relationship builder and has a tremendous connection with his student-athletes, the Penn State student body and our community,” stated Sandy Barbour, Director of Athletics. “James aptly applies his football expertise and uses his high energy, passionate approach, and ability to listen and learn, to motivate the student-athletes in the program. You can see it in their effort, preparation and ‘never give up’ mentality. Penn State football has outstanding tradition, a really proud past and a very bright future under Coach Franklin’s leadership and I’m excited to see our progress.”

CAREER RECORD

Year	School	Overall	Conf.	Of Note
2011	Vanderbilt	6-7	2-6	lost to Cincinnati, 31-24; Liberty Bowl
2012	Vanderbilt	9-4	4-4	No. 23; def. North Carolina State, 38-24; Music City Bowl
2013	Vanderbilt	9-4	5-3	No. 20; def. Houston, 23-21; BBVA Compass Bowl
2014	Penn State	7-6	2-6	def. Boston College, 31-30 (OT); New Era Pinstripe Bowl
2015	Penn State	5-2	2-1	
Total (4 Years)		36-23	15-20	Four Bowl Appearances
Vanderbilt Record (3 Years)		24-15	11-13	Consecutive Top-25 Finishes for 1st Time in VU History
Penn State Record (2 Years)		12-8	4-7	Second Penn State coach to start career 4-0 (Harlow, 1915)

"Our primary focus was to identify someone who shared our commitment to integrity, academics and winning championships," then-Director of Athletics Dave Joyner said at Franklin's introductory news conference. "Coach Franklin is a highly regarded coach and tremendous leader, but more importantly, he shares the same vision for Penn State football that we, and our fans, have for the program. His record shows that he takes great pride in the academic and athletic success of his student-athletes."

"I'm incredibly excited to get to know the students, alumni, and fans who have demonstrated such loyalty to the University as a whole and to the football program in particular," Franklin added. "I've worked my way through every division of football and no other school boasts a fan base like we do. We Are...Penn State!"

Franklin directed Vanderbilt to consecutive Top 25 finishes for the first time in the 124-year history of the program. The Commodores finished the 2013 season No. 24 in the Associated Press poll and No. 23 in the USA Today Coaches survey. The 2012 Vanderbilt squad finished No. 23 and 20, respectively, marking its first AP final ranking since 1948. Franklin's 24 wins tied Dan McGugin for the most by a Vanderbilt coach in his first three seasons.

Franklin led Vanderbilt to a bowl game in each of his three seasons in Nashville, with the last two years resulting in wins over North Carolina State (Music City Bowl) and Houston (BBVA Compass Bowl). The Commodores had played in four bowl games all-time in the 121 seasons prior to his arrival, none in consecutive years.

Vanderbilt has posted four nine-win seasons in program history, with Franklin's last two teams comprising half of the total. Over the last 20 games during the 2012-13 seasons, the Commodores' 16-4 record was second-best in the SEC to Alabama's 17-3 mark.

Franklin inherited a Vanderbilt team that finished 2-10 in both 2009 and 2010, including a 1-15 SEC mark. From 1983-2010, the Commodores had just one winning season (2008) prior to his arrival. His drive, coaching acumen and enthusiasm drove a quick turnaround in Vanderbilt's fortunes, as the team posted a 6-6 regular-season record and earned a berth in the Liberty Bowl during his first season. The 2011 bowl berth was Vanderbilt's second since 1983 and running back Zac Stacy broke the Commodores' season record with 1,193 rushing yards.

The Commodores had a breakthrough campaign in 2012 under Franklin, finishing on a seven-game winning streak (longest since 1948) to post a 9-4 mark, Vanderbilt's most wins in 97 years. A victory at Missouri sparked an 8-1 finish, which included three consecutive SEC road wins for the first time in program history. The Commodores were 5-3 in SEC play, winning five SEC games for the first time since 1935, and posted two shutouts for the first time since 1968. Vanderbilt defeated N.C. State, 38-24, in the Music City Bowl and Franklin was among five finalists for the Bear Bryant National Coach of the Year. Stacy became the first player in Vanderbilt history to rush for 1,000 yards in consecutive seasons, gaining 1,141 yards to finish with a school-record 3,143 yards and 30 rushing touchdowns. Stacy started 12 games and ran for 973 yards and seven touchdowns as a rookie with the St. Louis Rams in 2013. Wide receiver Jordan Matthews broke the Vanderbilt season receiving record with 1,363 yards on 94 catches.

Vanderbilt continued its historic rise under Franklin during the 2013 season, capping a school-record second consecutive 9-4 campaign with a 41-24 win over Houston in the BBVA Compass Bowl. The Commodores defeated Florida, Georgia and Tennessee in the same season for the first time in history, winning in Gainesville and Knoxville. Franklin helped Matthews develop into a two-time All-American and the SEC's career leader in receptions and receiving yardage, having compiled 262 career receptions for 3,759 yards and 24 touchdowns. Matthews broke the

SEC season record with 112 receptions for 1,477 yards and seven touchdowns in 2013, becoming the first SEC receiver to make 100 catches in a season. Tackle Wesley Johnson also earned first-team All-SEC honors from the coaches and the Associated Press.

Franklin began his coaching career as the wide receivers coach at Kutztown (Pa.) University (1995) and was a graduate assistant coach at his alma mater, East Stroudsburg (Pa.) in 1996, working with the secondary. He then was the wide receivers coach at James Madison (1997), a graduate assistant (tight ends) at Washington State in 1998 and the wide receivers coach at Idaho State (1999).

In 2000, Franklin was named the wide receivers coach at Maryland under head coach Ron Vanderlinden, who would go on to coach the Penn State linebackers from 2001-13. Franklin continued in that role under new head coach Ralph Friedgen in 2002 and '03 and helped the Terps to three consecutive 10-win seasons, including an appearance in the 2002 FedEx Orange Bowl. In 2003, Franklin added duties as recruiting coordinator and directed back-to-back recruiting classes ranked in the Top 25 nationally. Franklin and former Nittany Lion head coach Bill O'Brien (running backs) were Maryland assistant coaches in 2003 and '04 under Friedgen.

After five successful years at Maryland, Franklin was named wide receivers coach on Mike Sherman's Green Bay Packers staff in 2005. During that season, Green Bay ranked third in the NFL in receptions (383) and seventh in receiving yards (3,766). Donald Driver was among the top receivers in the NFL, ranking second in receptions and eighth in receiving yards, with a then-career-high 86 catches for 1,221 yards.

Franklin served as the offensive coordinator and quarterbacks coach at Kansas State during the 2006-07 seasons under head coach Ron Prince. In 2006, he helped the Wildcats to their first winning season in four years. Franklin coached quarterback Josh Freeman and oversaw an offense that produced a 3,000-yard passer (Freeman), 1,500-yard receiver (All-American wide receiver Jordy Nelson) and 1,000-yard rusher (James Johnson) during the 2007 season, a first in school history. Freeman would go on to become the Wildcats' highest NFL offensive draft pick since 1954 when the Tampa Bay Buccaneers selected him 17th overall in the 2009 NFL Draft.

Franklin returned to Maryland in 2008 as the assistant head coach and offensive coordinator. He helped the Terrapins to victories in the 2008 Humanitarian Bowl and the 2010 Military Bowl. The 2010 squad was among the national leaders in scoring offense at 32.2 points per game and was led by ACC Rookie of the Year quarterback Danny O'Brien. He threw for 2,438 yards, 22 touchdowns and only eight interceptions in 2010, with All-ACC receiver Torrey Smith making 67 catches for 1,055 yards and 12 scores.

In 1998, Franklin began his participation in the NFL's Minority Coaching Fellowship Program, starting with a stint with the Miami Dolphins and working with Hall of Fame quarterback Dan Marino. Franklin also worked with Donovan McNabb of the Philadelphia Eagles (1999) and Minnesota Vikings (2008) in the NFL program.

Franklin was a four-year letterman at quarterback and a two-time All-PSAC selection at East Stroudsburg. He set seven school records as a senior to earn team MVP honors and was a Harlon Hill Trophy nominee as the NCAA Division II Player of the Year. Among the season records he set were for total offense (3,128 yards), passing yards (2,586) and TD passes (19). Franklin graduated having broken or tied 23 school records.

Franklin graduated from East Stroudsburg in 1995 with a degree in psychology and earned a master's degree in educational leadership from Washington State University. Franklin graduated from Neshaminy High School in Langhorne.

Franklin and his wife, Fumi, have two daughters, Shola and Addison.



OPPONENT TRACKER



TEMPLE *owlsports.com*
OVERALL: 6-0 **AAC:** 3-0
THIS WEEK: at East Carolina (Thursday)
LAST WEEK: W, 30-10, UCF

Temple rallied from a first-half deficit to defeat Penn State, 27-10 on Sept. 5...It was Temple's first win over the Nittany Lions in 74 years...Penn State took a 10-0 lead in the first quarter highlighted by an Akeel Lynch 42-yard touchdown run...There were 69,176 fans in attendance at Lincoln Financial Field...Temple's Jahad Thomas rushed for 135 yards and two touchdowns...PSU hosts Temple Sept. 17, 2016.

Series Record: Penn State leads, 39-4-1 **Last Meeting:** Sept. 5, 2015; L, 27-10 - Lincoln Financial Field



BUFFALO *ubbulls.com*
OVERALL: 2-4 **MAC:** 0-2
THIS WEEK: host Ohio
LAST WEEK: L, 14-51, at Central Michigan

Just the third meeting all-time between the two programs...Penn State scored on three consecutive drives starting late in the third quarter to win...In the second half, Penn State gained 202 yards on 31 plays (6.5 avg.), finishing the game with 328 yards...The Nittany Lions have a 24-3 record against the teams in the 2015 alignment of the Mid-American Conference.

Series Record: Penn State leads, 2-1 **Last Meeting:** Sept. 12, 2015; W, 27-14 - Beaver Stadium



RUTGERS *scarletknights.com*
OVERALL: 3-3 **B1G:** 1-2 (East)
THIS WEEK: host Ohio State
LAST WEEK: W, 55-52, at Indiana

PSU has won nine straight vs. RU dating back to 1989 and is 14-2 all-time at home...PSU has won both Big Ten meetings between the schools after opening the 2014 Big Ten season with victory against RU, as well...PSU travels to Rutgers next season for a Nov. 19, 2016 match-up.

Series Record: Penn State leads, 24-2 **Last Meeting:** Sept. 19, 2015; W, 28-3 - University Park, Pa.



SAN DIEGO STATE *goaztecs.com*
OVERALL: 4-3 **MWC:** 3-0
THIS WEEK: host Utah State (Friday)
LAST WEEK: W, 30-7, at San Jose State

Just the third Mountain West opponent to play Penn State (Air Force, Utah State)...Penn State is 5-0 in meetings with MWC schools ... San Diego State was Penn State's 155th different opponent all-time ... PSU now 114-33-8 in first meetings with opponents ... The Nittany Lions have a 10-3 record in Beaver Stadium against teams from the Pacific Time Zone, winning their last seven.

Series Record: Penn State leads, 1-0 **Last Meeting:** Sept 26, 2015; W, 37-21 - University Park, Pa.



ARMY *goarmywestpoint.com*
OVERALL: 2-5
THIS WEEK: at Rice
LAST WEEK: W, 21-14, Bucknell

Among FBS programs, Army West Point is the fourth-oldest Penn State opponent, with the first meeting coming in 1899...Penn State has won the last 10 meetings, which is the longest active streak for Penn State against an FBS opponent ... First meeting in 36 years between the two programs...Penn State is 7-3 all-time at home vs. the Black Knights...PSU is 36-27-4 all-time vs. the Service Academies.

Series Record: Penn State leads, 14-10-2 **Last Meeting:** Oct. 3, 2015; W, 20-14 - Beaver Stadium



INDIANA *iuhoosiers.com*
OVERALL: 4-3 **B1G:** 0-3 (East)
THIS WEEK: at Michigan State
LAST WEEK: L, 52-55, Rutgers

A series that began in 1993 when Penn State joined the Big Ten...Nittany Lions improved their home mark vs. Hoosiers to 9-0...Hold an 18-1 mark overall...Indiana was held to seven points for the first time since falling to Penn State, 13-7, on Nov. 8, 2014, a string of nine games...The fewest points the Hoosiers had scored in the stretch was 23...Penn State travels to Indiana next season, Nov. 12, 2016.

Series Record: Penn State leads, 18-1 **Last Meeting:** Oct. 10, 2015; W, 29-7 - University Park, Pa.



OHIO STATE *ohiostatebuckeyes.com*
OVERALL: 7-0 **B1G:** 3-0 (East)
THIS WEEK: at Rutgers
LAST WEEK: W, 38-10, Penn State

Two programs first met in 1912 and have played every year since Penn State joined the Big Ten...Ohio State has won the last four meetings...Saquon Barkley rushed for 194 yards in the last outing...Last Penn State win in Columbus came on Nov. 19, 2011, a 20-14 victory...PSU rallied from 17-0 deficit to force overtime last season, eventually falling in 2OT...PSU hosts Ohio State next season Oct. 22, 2016.

Series Record: Ohio State leads, 18-13 **Last Meeting:** Oct. 17, 2015; W, 38-10 - Ohio Stadium



MARYLAND *umterps.com*
OVERALL: 2-4 **B1G:** 0-2 (East)
THIS WEEK: vs. Penn State
LAST WEEK: Off

Regional foes meet for second time as B1G opponents at the home of the Baltimore Ravens...Will be fourth neutral site meeting between PSU and UMD, with the first three coming at Memorial Stadium in Baltimore...Penn State is 2-0-1 in neutral site games vs. Maryland...Nittany Lions are 14-1-1 away from home vs. the Terrapins...Marcus Allen made 11 stops vs. Terps last season to help limit them to just 194 yards of total offense.

Series Record: Penn State leads, 35-2-1 **Last Meeting:** Nov. 1, 2014; L, 20-19 - Beaver Stadium



ILLINOIS *fightingillini.com*
OVERALL: 4-2 **B1G:** 1-1 (West)
THIS WEEK: host Wisconsin
LAST WEEK: Off

Penn State is 8-1 all-time at home vs. Illinois...Only home loss came in 2010 (33-13)...Three of last four meetings decided by seven points or less...Last home meeting: W, 24-14 (OT)...Kyle Carter caught GW TD pass from Hackenberg & Keiser capped victory game-ending INT on ILL first play of OT...Akeel Lynch rushed for 137 yards and one TD in 2014 meeting, but PSU fell on late ILL field goal.

Series Record: Penn State leads, 17-5 **Last Meeting:** Nov. 22, 2014; L, 16-14 - Champaign, Ill.



NORTHWESTERN *nusports.com*
OVERALL: 5-2 **B1G:** 1-2 (West)
THIS WEEK: at Nebraska
LAST WEEK: L, 10-40, Iowa

Nittany Lions travel to Evanston for the first time since a 34-24 victory on Oct. 22, 2011...Penn State is 6-2 all-time on the road vs. the Wildcats...PSU has scored 30-plus points in six of its last seven vs. NW...Penn State has won three straight road games vs. Northwestern...In 2011, Matt McGloin threw for 192 yards and two TD, including a 45-yard TD pass to Devon Smith in a 34-24 win at NW...Team rushed for 189 yards in victory.

Series Record: Penn State leads, 13-4 **Last Meeting:** Sept. 27, 2014; L, 29-6 - Beaver Stadium



MICHIGAN *mgoblue.com*
OVERALL: 5-2 **B1G:** 2-1 (East)
THIS WEEK: Off
LAST WEEK: L, 23-27, Michigan State

The last two meetings between PSU and UM have been decided by eight total points...Last meeting at Beaver Stadium was a 43-40 victory for the Nittany Lions...The meeting took four overtimes to decide a winner, marking the longest game in Big Ten history...DaeSean Hamilton caught his first career touchdown pass in last season's contest...Anthony Zettel has nabbed an interception in each of the last two games vs. the Wolverines.

Series Record: Michigan leads, 11-7 **Last Meeting:** Oct. 11, 2014; L, 18-13 - Ann Arbor, Mich.



MICHIGAN STATE *msuspartans.com*
OVERALL: 7-0 **B1G:** 3-0 (East)
THIS WEEK: host Indiana
LAST WEEK: W, 27-23, at Michigan

Penn State and Michigan State have played in 19 of Penn State's 22 B1G seasons and 29 times overall...The two schools didn't play from 2011-13...13 of Penn State's 14 wins in the series have come as B1G competitors...This will be PSU's first trip to East Lansing since a 42-14 win on Nov. 21, 2009...Penn State was the only school to hold Michigan State to under 300 yards of total offense in 2014.

Series Record: Series tied, 14-14-1 **Last Meeting:** Nov. 29, 2014; L, 34-10 - Beaver Stadium

Home Game

Away Game

Neutral Site Game

GAME 7


PENN STATE 10



vs.



38 OHIO STATE



\$10
 OCT 17
 2015
 OHIO STADIUM

OHIO STADIUM
ABC
OCT. 17, 2015
ATTN: 108,423

GAME RECAPS

COLUMBUS, Ohio – Penn State freshman running back Saquon Barkley rushed for 194 yards in his return from injury, but the Nittany Lions were unable to hold on to an early lead against No. 1 Ohio State, as the Buckeyes won, 38-10, in a Big Ten football contest Saturday night in Ohio Stadium.

Penn State assembled a six-play, 61-yard field goal drive on its first possession and forced punts on Ohio State's first three drives to hold a 3-0 lead after the first quarter. The Buckeyes found their rhythm in the second quarter though, as they scored rushing touchdowns on their next three possessions to take the lead for good, including two from quarterback J.T. Barrett.

Barkley led all rushers with 194 yards on 26 carries, including a career-long 56-yard rush to Ohio State's 21-yard line early in the fourth quarter on Penn State's first offensive play after Ohio State extended its advantage to 24-10 with a field goal. The Lions reached the 13, but were unable to convert on third-and-2 and fourth-and-2, and turned the ball over on downs. Barkley also had a 44-yard touchdown run in the first quarter nullified by a penalty, and Penn State would eventually be forced to punt.

Barkley's 194-yard performance ranks as the fourth most by a true freshman at Penn State, trailing his third-ranked 195-yard performance against Rutgers earlier in the season. His three 100-yard rushing games are tied for second on the all-time true freshman season list, while D.J. Dozier's five 100-yard rushing games in 1983 top it.

Elliott and Barrett both broke 100 yards on the ground to lead Ohio State's offense. Elliot totaled 153 yards on 27 carries with a touchdown, while Barrett amassed 102 yards and two touchdowns on 11 carries, while completing all four passing attempts for 30 yards and two more touchdowns. Six different rushers ultimately totaled 315 yards.

Trailing 21-3 after halftime, the Nittany Lions would fight back into the game at the start of the second half, as they covered 78 yards on just three plays for a touchdown. Quarterback Christian Hackenberg threw a 56-yard pass to Chris Godwin to flip the field from the Penn State 22 to the Ohio State 22 on the first play, and then Barkley rushed for 14 yards to the 8, setting up a quick strike to DaeSean Hamilton along the right sideline, on which he broke tackles and leapt into the end zone to reduce Ohio State's lead

to 21-10.

It was Hackenberg's 40th career touchdown pass, giving him sole possession of No. 6 all-time at Penn State.

Godwin finished with three catches for 103 yards, while Hamilton caught his 100th and 101st receptions to become the 13th player all-time at Penn State to reach 100 career completions.

The score would prove to be the only one of the quarter and Penn State's last. Ohio State would score on each of three drives in the fourth quarter to put the game out of reach, kicking a 39-yard field goal with 12:54 remaining before Barrett completed touchdown passes to Braxton Miller (6:25 remaining) and Michael Thomas (4:14).

Field position was a factor in the game, as Penn State was pinned inside its own 10 four times and inside its own 20 a total of six times out of 12 offensive drives. Its best drive start came at its own 35. Ohio State had four drive starts in Penn State territory and started inside its own 20 just twice.

The nation's sack leader, Carl Nassib, led the Penn State defense with 1.5 sacks and 3.5 tackles for loss, also tying for second on the team with eight tackles. The Lions totaled 10.0 tackles-for-loss to mark its fourth game with at least 9.0 TFLs. It was also the most surrendered by Ohio State this season. Joey Bosa led Ohio State with seven tackles, a sack and 3.0 TFLs.

SCORING SUMMARY

	1	2	3	4	OT	F
PSU	3	0	7	0	-	10
OSU	0	21	0	17	-	38

1st	11:32	PSU	6-61/2:26/3-0
		Joey Julius	33 yd field goal
2nd	13:43	OSU	10-70/3:56/3-7
		J.T. Barrett	5 yd run (Willoughby kick)
	9:26	OSU	5-45/1:59/3-14
		Ezekiel Elliott	10 yd run (Willoughby kick)
	3:17	OSU	6-66/2:37/3-21
		J.T. Barrett	13 yd run (Willoughby kick)
3rd	13:59	PSU	3-78/1:01/10-21
		DaeSean Hamilton	8 yd pass from Hackenberg (Julius kick)
4th	12:54	OSU	11-53/5:24/10-24
		Jack Willoughby	39 yd field goal
	6:25	OSU	8-85/3:35/10-31
		Braxton Miller	5 yd pass from Barrett (Willoughby kick)
	4:14	OSU	3-22/1:01/10-38
		Michael Thomas	6 yd pass from Barrett (Willoughby kick)6

TEAM STATS

	PSU	OSU
First Downs	14	25
Rushing Yards	195	315
Passing Yards	120	114
Passing (C-A-Int)	7-13-0	13-19-0
Total Offense	315	429
Plays	53	69
Fumbles (#-Lost)	2-1	1-0
Penalties (#-Yards)	3-22	5-70
Possession Time	27:40	32:20
3rd-Down Conv.	1-11	5-11
Red-Zone	2-3	6-6
Touchdowns	1	5
Field goals	1	1

OTHER

Time of Game		3:16
Penn State	5-2, 2-1 Big Ten	
Ohio State	7-0, 3-0 Big Ten	

INDIVIDUAL STATISTICS

RUSHING

Penn State-Barkley, Saquon 26-194; Lynch, Akeel 4-12; Polk, Brandon 1-6; Scott, Nick 1-3; TEAM 1-minus 4; Hackenberg, Christian 7-minus 16.
Ohio State-Elliott, E 27-153; Barrett, J.T. 11-102; Dunn, Bri'onte 3-31; Miller, Braxton 4-30; Marshall, Jalin 1-15; Jones, Cardale 4-minus 16.

PASSING

Penn State-Hackenberg, Christian 7-13-0-120.
Ohio State-Jones, Cardale 9-15-0-84; Barrett, J.T. 4-4-0-30.

RECEIVING

Penn State-Godwin, Chris 3-103; Hamilton, DaeSean 2-13; Polk, Brandon 1-4; Lynch, Akeel 1-0.
Ohio State-Miller, Braxton 4-33; Elliott, E 4-21; Thomas, Michael 3-34; Samuel, Curtis 1-21; Marshall, Jalin 1-5.

TOP TACKLERS (T-UA-A)

Penn State - Penn State-Lucas, Jordan 9-4-5; Nassib, Carl 8-4-4; Allen, Marcus 8-4-4; Sickels, Garrett 8-3-5; Bell, Brandon 6-2-4.
Ohio State-Conley, Gareon 7-5-2; Bosa, Joey 7-5-2; Booker, Dante 5-4-1; Powell, Tyvis 5-2-3; McMillan, R 5-1-4.



@PennStateFBall



PSUFBall

2015

PSUUnrivalled.com

GoPSUsports.com

NATIONAL POLLS

AP TOP 25 (Week 8)

1. Ohio State(28)	7-0	1428
2. Baylor(12)	6-0	1416
3. Utah(16)	6-0	1362
4. TCU(3)	7-0	1338
5. LSU(1)	6-0	1306
6. Clemson(1)	6-0	1252
7. Michigan State	7-0	1202
8. Alabama	6-1	1133
9. Florida State	6-0	1041
10. Stanford	5-1	917
11. Notre Dame	6-1	898
12. Iowa	7-0	820
13. Florida	6-1	785
14. Oklahoma State	6-0	735
15. Michigan	5-2	614
Texas A&M	5-1	614
17. Oklahoma	5-1	565
18. Memphis	6-0	553
19. Toledo	6-0	345
20. California	5-1	336
21. Houston	6-0	317
22. Temple	6-0	216
23. Duke	5-1	210
24. Ole Miss	5-2	157
25. Pittsburgh	5-1	73

Others receiving votes: Mississippi State 62, BYU 21, UCLA 18, North Carolina 17, Texas Tech 14, Georgia 12, Western Kentucky 11, Arizona State 10, Wisconsin 8, Boise State 8, Utah State 7, Northwestern 4.

USA TODAY COACHES TOP 25 (Week 8)

1. Ohio State(45)	7-0	1547
2. Baylor(12)	6-0	1488
3. TCU(4)	7-0	1417
4. Michigan State	7-0	1334
5. LSU(1)	6-0	1324
6. Clemson	6-0	1271
7. Utah(1)	6-0	1258
8. Alabama	6-1	1123
9. Florida State	6-0	1111
10. Notre Dame	6-1	924
11. Stanford	5-1	898
12. Oklahoma State	6-0	839
13. Iowa	7-0	833
14. Florida	6-1	751
15. Oklahoma	5-1	665
16. Texas A&M	5-1	623
17. Memphis	6-0	544
Michigan	5-2	544
19. California	5-1	370
20. Toledo	6-0	322
21. Duke	5-1	305
22. Houston	6-0	289
23. Ole Miss	5-2	201
24. Temple	6-0	163
25. Georgia	5-2	95

Others receiving votes: Mississippi State 38, Wisconsin 37, Pittsburgh 32, North Carolina 30, UCLA 30, Texas Tech 14, BYU 9, Navy 9, Oregon 5, Illinois 5, Western Kentucky 5, Utah State 5, Washington State 5, Northwestern 4, Marshall 3, Arizona 2, Boise State 2, Bowling Green 1

COLLEGE FOOTBALL PLAYOFF

Rankings Calendar for 2015
 - November 3
 - November 10
 - November 17
 - November 24
 - December 1
 - December 6 (Selection Day and Playoff Semifinal teams announced)

2015 Opponents in Bold

PENN STATE IN THE POLLS

Date	AP	COACHES
Preseason	RV	RV
Week 2 (9/8)	--	--
Week 3 (9/13)	--	--
Week 4 (9/20)	--	--
Week 5 (9/27)	--	--
Week 6 (10/4)	--	--
Week 7 (10/11)	RV	RV
Week 8 (10/18)	--	--
Week 9 (10/25)	--	--
Week 10 (11/1)	--	--
Week 11 (11/8)	--	--
Week 12 (11/15)	--	--
Week 13 (11/22)	--	--
Week 14 (11/29)	--	--
Week 15 (12/6)	--	--
Week 16 (Pre Bowls)	--	--

FUTURE SCHEDULES

2016 Schedule

Sept. 3	KENT STATE
Sept. 10	at Pittsburgh
Sept. 17	TEMPLE
Oct. 1	MINNESOTA*
Oct. 8	MARYLAND*
Oct. 15	at Michigan*
Oct. 22	OHIO STATE*
Oct. 29	at Purdue*
Nov. 5	IOWA*
Nov. 12	at Indiana*
Nov. 19	at Rutgers*
Nov. 26	MICHIGAN STATE*

2017 Schedule

Sept. 2	AKRON
Sept. 9	PITTSBURGH
Sept. 16	GEORGIA STATE
Sept. 30	INDIANA*
Oct. 7	at Northwestern*
Oct. 14	at Iowa*
Oct. 21	MICHIGAN*
Oct. 28	at Ohio State*
Nov. 4	at Michigan State*
Nov. 11	RUTGERS*
Nov. 18	NEBRASKA*
Nov. 25	at Maryland*

2018 Schedule

Sept. 1	APPALACHIAN STATE
Sept. 8	at Pittsburgh
Sept. 15	KENT STATE
Sept. 22	at Illinois*
Sept. 29	OHIO STATE*
Oct. 13	MICHIGAN STATE*
Oct. 20	at Indiana*
Oct. 27	IOWA*
Nov. 3	at Michigan*
Nov. 10	WISCONSIN*
Nov. 17	at Rutgers*
Nov. 24	MARYLAND*

2019 Schedule*

Aug. 31	IDAHO
Sept. 7	TBA
Sept. 14	PITTSBURGH
Sept. 21	TBA
Sept. 28	at Maryland*
Oct. 5	PURDUE*
Oct. 12	at Iowa*
Oct. 19	MICHIGAN*
Oct. 26	at Michigan State*
Nov. 9	at Minnesota*
Nov. 16	INDIANA*
Nov. 23	at Ohio State*
Nov. 30	RUTGERS*

*One non-conference game to be scheduled



SERIES NOTES

MARYLAND INTERIM HEAD COACH MIKE LOCKSLEY

- Mike Locksley was named the interim head coach on Oct. 11, 2015. This will be his first game serving in the role.
- Locksley is in his 10th season at Maryland. He was an assistant coach from 1997-2002, primarily working with the running backs, and has served as the offensive coordinator and quarterbacks coach since 2012.
- He has three seasons of experience as a head coach, serving in the role at New Mexico (2009-11).
- Locksley was a defensive back at Towson from 1989-91.

SCOUTING THE TERRAPINS

- Maryland is in its second season in the Big Ten. The Terrapins are 2-4 this season with wins over Richmond and USF.
- In addition to losses against Bowling Green and West Virginia, Maryland is off to an 0-2 start in the Big Ten, falling to a pair of ranked teams in Michigan and Ohio State.
- Maryland fell to Ohio State in its last outing, Oct. 3, and was off last week.
- The Terrapins rank 13th in the conference in total defense but excel in sacks and tackles for loss. The Terps are averaging 3.33 sacks per game to rank ninth in the nation and fourth in the conference, while earning 7.0 stops behind the line per game to rank 36th nationally and sixth in the Big Ten.
- Yannick Ngakoue leads the team in sacks with 1.17 per game to rank sixth nationally.
- Turnovers have been an issue on both sides of the ball. The Terps have thrown a nation-high 17 interceptions and have just eight takeaways.
- Defensive back Sean Davis is second in the nation to Penn State's Carl Nassib with 0.67 forced fumbles per game.
- Fellow DB William Likely is one of nation's most dangerous returnmen. He is one of two with a nation-leading two punt return touchdowns and he ranks second in punt return yardage averaging 22.0 yards per return.

TOP PERFORMANCES - PENN STATE

Rushing

John Cappelletti	37 for 202 yds ('73)
DJ Dozier	25 for 111 yds, 2 TD ('86)
Blair Thomas	25 for 138 yds, 1 TD ('87)
Leroy Thompson	26 for 132 yds, 1 TD ('90)
Richie Anderson	20 for 138 yds, 3 TD ('92)
Ki-Jana Carter	13 for 159 yds, 3 TD ('93)
Mike Archie	11 for 120 yds, 1 TD ('93)

Passing

John Hufnagel	14 for 30, 290 yds ('72)
Chuck Fusina	19 for 29, 286 yds ('77)
Todd Blackledge	19 for 30, 262 yds, 4 TD ('82)
Tony Sacca	13 for 18, 198 yds, 1 TD ('91)

Receiving

Jimmy Cefalo	6 for 107 yds ('77)
Tom Donovan	4 for 113 yds ('78)
Bobby Ingram	6 for 78 yds, 2 TD ('93)

TOP PERFORMANCES - MARYLAND

Rushing

Charlie Wysocki	29 for 135 yds, 1 TD ('80)
-----------------	----------------------------

Passing

Bob Avellini	18 for 33, 302 yds ('74)
Boomer Esiason	18 for 36, 276 yds ('82)
Stan Gelbaugh	22 for 48, 308 yds ('84)
Dan Henning	23 for 40, 302 yds, 2 TD ('86)
Neil O'Donnell	18 for 24, 219 yds, 1 TD ('89)

Receiving

Russell Davis	7 for 188 yds ('82)
Milling	5 for 107 yds, 1 TD ('87)
Marcus Badgett	10 for 132 yds ('92)

SERIES RECORD

Penn State holds a 35-2-1 record in the series between regional foes that dates back to 1917, but the Terrapins were able to earn a one-point victory in Beaver Stadium last season. It was the first meeting between the teams as Big Ten opponents. This will be fourth neutral site meeting between Penn State and Maryland, with the first three coming at Memorial Stadium in Baltimore. Penn State is 2-0-1 in neutral site games vs. Maryland and 14-1-1 away from home.

Year	Site	Result
1917	Home	Penn State, 57-0
1937	Home	Penn State, 21-14
1938	Home	Penn State, 33-0
1939	Home	Penn State, 12-0
1943	Away	Penn State, 45-0
1944	Home	Penn State, 34-19
1960	Home	Penn State, 28-9
1961	Away	Maryland, 21-17
1962	Home	Penn State, 23-7
1963	Away	Penn State, 17-15
1964	Home	Penn State, 17-9
1965	Away	Penn State, 19-7
1966	Home	Penn State, 15-7
1967	Away	Penn State, 38-3
1968	Away	Penn State, 57-13
1969	Home	Penn State, 48-0
1970	Away	Penn State, 34-0
1971	Home	Penn State, 63-27
1972	Home	Penn State, 46-16
1973	Away	Penn State, 42-22
1974	Home	Penn State, 24-17
1975	Away	Penn State, 15-13
1977	Home	Penn State, 27-9
1978	Home	Penn State, 27-3
1979	Away	Penn State, 27-7
1980	Away	Penn State, 24-10
1982	Home	Penn State, 39-31
1984	Home	Penn State, 25-24
1985	Away	Penn State, 20-18
1986	Home	Penn State, 17-15
1987	Neutral	Penn State, 21-16
1988	Home	Penn State, 17-10
1989	Neutral	Tie, 13-13
1990	Home	Penn State, 24-10
1991	Neutral	Penn State, 47-7
1992	Home	Penn State, 49-13
1993	Away	Penn State, 70-7
2014	Home	Maryland, 20-19

LAST MEETING

NITTANY LIONS FALL TO MARYLAND ON LAST MINUTE FIELD GOAL, 20-19

Senior kicker Sam Ficken connected on four field goals, including three from beyond 46 yards, and the Penn State defense held Maryland to 196 yards of total offense, but Brad Craddock's 43-yard field goal in the final minute lifted the Terps to a 20-19 win over the Nittany Lions.

Penn State held Maryland to just 33 net rushing yards, recording six sacks and three turnovers. Marcus Allen posted his second straight double-digit tackle performance with 11 stops, including his first career sack. Senior Mike Hull continued his solid play with nine tackles, including five solo, and a fumble recovery, while Austin Johnson added six tackles with a sack. Deion Barnes also stood out with two sacks and a forced fumble.

Redshirt freshman DaeSean Hamilton had five catches for 42 yards. With his performance, Hamilton broke the Penn State freshman season receiving yardage record set by Deon Butler (691) in 2005. Hamilton ended the game with 728 receiving yards on the season. Jesse James scored the lone touchdown for the Nittany Lions on an 8-yard grab. He snagged five catches for 48 yards, including a long of 20 yards.

The Lion offense opened with a 36-yard drive that resulted in a 47-yard field goal by Ficken. Maryland later took advantage of good starting field position to put together an eight-play 43-yard drive that ended with a 2-yard touchdown pass from C.J. Brown to P.J. Gallo for a 7-3 lead with 13:52 left in the first half.

Penn State went to the run game to move the ball to the Maryland 8-yard line and produce a 25-yard Ficken field goal to cut the deficit to one point (7-6) with five minutes left in the first half. After forcing a three-and-out, the Nittany Lions took over on the Maryland 45 and Ficken converted on a 46-yard field goal, to give Penn State the 9-7 lead with 1:30 left in the second quarter.

Early in the second half Anthony Zettel forced a fumble, which was recovered by C.J. Olaniyan to give the Nittany Lions the ball at their own 49-yard line. Hackenberg marched the offense down the field and found James for an 8-yard touchdown catch to extend Penn State's lead to 16-7 with 3:18 left in the third quarter. The Terrapins responded with a 25-yard field goal to make it a 16-10 Penn State lead with 13:11 remaining. On the ensuing kickoff, Haley fumbled and Maryland recovered the ball at the Penn State 24. Wes Brown punched the ball in from the half-yard line to give Maryland the 17-16 lead with 11:30 remaining.

Ficken hit his fourth field goal of the day from 48 yards with 6:52 remaining to give the Nittany Lions a 19-17 lead, but a 43-yard field goal by Craddock with less than a minute to go earned the Terps a 20-19 victory.



TEAM STATISTICS

	PSU	UMD
First Downs	16	15
Rushing Yards	42	33
Passing Yards	177	1861
Passing (C-A-Int)	18-42-1	18-38-0
Total Offense	219	194
Plays	83	68
Fumbles (#-Lost)	4-3	4-2
Penalties (#-Yards)	8-64	6-89
Possession Time	32:13	27:47
3rd Down Conv.	6-20	1-14
Red-Zone	2-2	3-3
Touchdowns	1	2
Field Goals	4	2

GAME LEADERS

* Top performers from each school based on yardage.

PENN STATE

Rushing

Akeel Lynch	21 for 51 yds
Bill Belton	8 for 14 yds

Passing

Christian Hackenberg	18-of-42 for 177 yds 1 TD/1 INT
----------------------	------------------------------------

Receiving

Geno Lewis	5 for 54 yds
Jesse James	5 for 48 yds, 1 TD

Tackles (U-A-Total)

Marcus Allen	6-5-11
Mike Hull	5-4-9

MARYLAND

Rushing

Wes Brown	10 for 24 yds, 1 TD
C.J. Brown	13 for 4 yds

Passing

C.J. Brown	18-of-38 for 161 yds 1 TD/0 INT
------------	------------------------------------

Receiving

Stefon Diggs	6 for 53 yds
Amba Etta-Tawo	3 for 31 yds

Tackles (U-A-Total)

Sean Davis	10-1-11
Jalen Brooks	5-2-7

OTHER

Date	Nov. 1, 2014
Location	University Park, Pa.
Stadium	Beaver Stadium
Attendance	103,969
Time of Game	3:33
Penn State	4-4, 1-4 Big Ten
Maryland	6-3, 3-2 Big Ten

RECORD BREAKDOWN

Overall Record	5-2
Day Games	4-1
Night Games (6 p.m. or later)	1-1
TV Games	5-2
ABC	0-1
ESPN	1-1
ESPN2	1-0
ESPNU	1-0
BTN	2-0
Scoring First	5-2
Opponent Scoring First	0-0
Leading at the Half	5-1
Trailing at the Half	0-1
Tied at the Half	0-0
Leading after Third Qtr.	5-0
Trailing after Third Qtr.	0-2
Tied after Third Qtr.	0-0
Overtime Games	0-0
Scoring less than 20 pts.	0-2
Scoring 20-29 points	4-0
Scoring 30-39 Points	1-0
Scoring 40+ Points	0-0
Allowing 10 points or less	2-0
Allowing 11-20 points	2-0
Allowing 21-30 points	1-1
Allowing 31+ points	0-1
Rushing for less than 100 yds	1-1
Rushing for 100-199 yds	2-1
Rushing for 200-299 yds	1-0
Rushing for 300+ yds	1-0
Passing for less than 200 yds	3-2
Passing for 200-299 yds	1-0
Passing for 300-399 yds	1-0
Passing for 400+ yds	0-0
Totalling less than 300 yds total offense	1-1
300-399 yds of total offense	1-1
400-499 yds of total offense	3-0
500+ yds of total offense	0-0
Allowing less than 100 yds rushing	3-0
Allowing more than 100 yds rushing	2-2
Allowing less than 300 yds total offense	5-0
Allowing 300+ yds total offense	0-2
Having a 100-yd rusher	2-1
Having two 100-yd rushers	1-0
Not having a 100-yd rusher	3-1
Opp. having a 100-yd rusher	0-2
No turnovers	2-0
Less than 3 turnovers	5-2
3+ turnovers	0-0
No takeaways	0-1
1 or 2 takeaways	2-1
3 or more takeaways	3-0
More than 30:00 of possession	2-0
Less than 30:00 of possession	3-2

PENN STATE'S WINS VS. LOSSES (AVG.)

	Wins	Losses
Points Scored	28.2	10.0
First Downs	17.0	11.5
Total Offense	376.6	247.5
Rushing Yards	172.8	136.0
Passing Yards	203.8	111.5
Time of Possession	31:09	25:43
3rd Down Conv. Pct.	24-of-71 (.338)	3-of-24 (.125)
Points Allowed	11.8	32.5
Total Offense Allowed	267.4	373.0
Rushing Yds Allowed	110.6	232.0
Passing Yds Allowed	156.8	141.0

MARYLAND NOTES

PENN STATE IN NEUTRAL TERRITORY

- The Nittany Lions are 51-20-4 all-time in regular-season neutral site games, including wins in the last four.
- Penn State and Maryland have met at a neutral site three previous times, all at Baltimore's Memorial Stadium. The last neutral site meeting between the teams was a 47-7 Penn State win in 1991 when assistant coach Terry Smith was a team captain for the Nittany Lions.
- The Maryland game in M&T Back Stadium will mark Penn State's third consecutive season with a neutral site regular season game.
- Penn State opened the 2013 and 2014 seasons with neutral site victories over Syracuse (23-17, MetLife Stadium) and UCF (26-24, Croke Park Classic), respectively.
- This is Penn State's third neutral site Big Ten game.
- The last time Penn State played a Big Ten opponent at neutral site was in 2010 against Indiana. PSU defeated the Hoosiers, 41-24, in FedEx Field in Landover, Md.
- The Nittany Lions also met Indiana at the RCA Dome in Indianapolis in 2000.

See NFL Stadiums on Page 19

NITTANY LIONS IN NFL VENUES

- Penn State is visiting M&T Bank Stadium, home of the Super Bowl XLVII Champion Baltimore Ravens, to mark the eighth current NFL stadium the Blue and White have played in. Penn State opened the season in Lincoln Financial Field, home of the Philadelphia Eagles, against Temple.
- The Nittany Lions have also played in current homes of the Miami Dolphins (Sun Life Stadium), New Orleans Saints (Mercedes-Benz Superdome), New York Giants/New York Jets (MetLife Stadium), San Diego Chargers (Qualcomm Stadium), Tampa Bay Buccaneers (Raymond James Stadium) and Washington Redskins (FedEx Field).
- The first documented Penn State game in a professional stadium was in 1921 when the Nittany Lions defeated Georgia Tech, 28-7, in front of 30,000 fans at the Polo Grounds in Upper Manhattan in New York City.
- Excluding bowl games, the Lions have played 38 regular season games in 13 different stadiums with permanent NFL tenants.
- Four regular season games were played in NFL venues in 1983, as the Lions played in Giants Stadium twice (Nebraska and Rutgers), Veterans Stadium (Temple) and Sullivan (Foxboro) Stadium (Boston College).

See NFL Stadiums on Page 19

PENN STATE VS. BIG TEN

Penn State owns a 190-95-3 mark against Big Ten Conference teams since the Nittany Lions first opposed Ohio State in 1912.

The Nittany Lions began play as a member of the Big Ten Conference in 1993 and have a 111-68 mark.

Prior to joining the conference, Penn State played 107 games vs. the current Big Ten alignment and was 79-25-3 in those games.

Maryland and Rutgers joined the Big Ten on July 1, 2014.

Opponent	Record	1st Meeting	Last Meeting
Illinois	17-5	1954	2014
Indiana	18-1	1993	2015
Iowa	13-12	1930	2012
Maryland	35-2-1	1917	2014
Michigan	7-11	1993	2014
Michigan State	14-14-1	1914	2014
Minnesota	8-5	1993	2013
Nebraska	7-9	1920	2013
Northwestern	13-4	1993	2014
Ohio State	13-18	1912	2015
Purdue	13-3-1	1951	2013
Rutgers	24-2	1918	2015
Wisconsin	8-9	1953	2013

NITTANY LIONS FROM MARYLAND

Penn State has nine players from Maryland on its roster, of which six were recruited in the last two classes.

- S **Marcus Allen** - Upper Marlboro / Dr. Henry A. Wise
- RB **Mark Allen** - Hyattsville / DeMatha Catholic
- DE **Kam Carter** - Silver Spring / Gaithersburg
- G **Brian Gaia** - Pasadena / Gilman School
- TE/H **Jonathan Holland** - Brandywine/The Bullis School
- WR **Josh McPhearson** - Columbia/Annapolis Area Christian
- S **Ayron Monroe** - Largo / Saint Johns College H.S.
- TE **Brent Wilkerson** - Clinton / DeMatha Catholic
- CB **Trevor Williams** - Baltimore / Calvert Hall College

PENN STATE-MARYLAND CONNECTIONS

- Penn State redshirt freshman CB **Daquan Worley** and Maryland redshirt freshman LB Tyler Burke both attended Coatesville (Pa.) High School.
- Penn State senior OG **Brian Gaia** blocked for Maryland sophomore QB Shane Cockerille and junior RB Kenneth Goins Jr. while at Gilman School (Md.) Maryland sophomore DE Melvin Keihn attended the same school.
- Penn State redshirt freshman LB **Troy Reeder** and Maryland senior OL Evan Mulrooney both attended Salesianum (Del.) School.
- PSU junior WR **Josh McPhearson** and UMD sophomore DB Elvis Dannah played together at Annapolis (Md.) Area Christian School.
- PSU freshman S **John Petrishen** and UMD junior QB Perry Hills played together at Pittsburgh Central Catholic.
- PSU freshman RB **Andre Robinson** and UMD junior LB Dean Brock played together at Bishop McDevitt (Pa.) High School.
- PSU freshman G **Zach Simpson** and UMD sophomore DB J.T. Ventura played together at Hollidaysburg (Pa.) Area High School.

COACHING STAFF CONNECTIONS

- Penn State head coach **James Franklin** spent eight seasons on staff at Maryland. He was the Terrapins' assistant head coach/offensive coordinator (2008-10) and recruiting coordinator/wide receivers coach (2000-04).
- Penn State offensive coordinator **John Donovan** spent 10 seasons as an assistant coach at Maryland. He was the assistant recruiting coordinator (2001-04), running backs coach (2005, 2008-10) and quarterbacks coach (2006-07).
- Franklin and Donovan both worked with Maryland interim head coach Mike Locksley during his first stint in College Park.
- Penn State special teams coordinator/running backs coach **Charles Huff** was an assistant offensive line coach at Maryland in 2009.
- Penn State director of performance enhancement **Dwight Galt** is a graduate of Maryland and spent 22 years with the Maryland strength and conditioning staff.
- Assistant director of performance enhancement **Dwight Galt IV** and offensive graduate assistant **Tommy Galt** played for the Terrapins from 2005-09.
- Penn State defensive coordinator **Bob Shoop** and Maryland inside linebackers coach Keith Dudzinski both coached on the defensive side of the ball at UMass in 2006.
- Penn State Chief of Staff **Jemal Griffin** was the Director of Football Operations at Maryland from 2008-10.
- Penn State Director of Football Administration **Kevin Threlkel** served as a football operations intern for two seasons at Maryland.

BACK-TO-BACK ROAD TRIPS

Penn State is making back-to-back road trips during the regular season for the first time since 2012. In November that year, the Nittany Lions defeated Purdue, 34-9, but fell to No. 18 Nebraska, 32-23.



@PennStateFBall



PSUFBall

2015

PSUnrivaled.com

GoPSUsports.com

BARKLEY BREAKS OUT

- A national primetime TV audience was introduced to **Saquon Barkley** at Ohio State, as the true freshman did not disappoint in his return from injury.
- Despite missing the last 2.5 games to injury, Barkley leads the Lions with 567 rushing yards in five games played.
- Barkley's yards per game average of 113.4 is skewed down since he only received one carry for one yard in the season opener against Temple and only played a little over a quarter against SDSU before leaving the game.
- If Barkley had not appeared in the Temple game, he would be averaging 141.5 yards per game. That figure would rank him fifth nationally.
- His yards per carry average of 8.3 would rank fourth in the nation, but with two games missed out of seven, he does not meet the 75-percent games played minimum to be included in the rankings.
- Barkley posted his third 100-yard rushing game of the season with 194 yards on 26 carries at Ohio State. His 194 rushing yards were the fourth-most by a Penn State true freshman. He also has the third-highest total with 195 vs. Rutgers.
- His three 100-yard rushing games are tied with Eric McCoo (1998) and Curtis Enis (1995) for second on the all-time true freshman season list at Penn State. D.J. Dozier's five 100-yard rushing games in 1983 top it.
- Barkley notched a career-long 56-yard rush in the fourth quarter against Ohio State. In the first quarter, he had a 44-yard touchdown run called back due to a penalty.
- Seventeen of Barkley's 68 rushes have gone for double-digit gains, including five against Ohio State that went for at least 14 yards.
- Barkley caught his first career pass against SDSU and took it 22 yards for a touchdown.
- His 310 rushing yards in consecutive games against Buffalo and Rutgers were the highest two-game total by a Penn State back since Zach Zwinak had 314 in a two-game span vs. Indiana (135) and Wisconsin (179).
- It is also the highest total by a true freshman RB in a two-game span since D.J. Dozier had 359 in 1983 (vs. Rutgers and Alabama). Barkley, Enis and Dozier are the only the true freshman to have back-to-back 100-yard games (Dozier had four in a row in 1983).
- Additionally, Barkley's 195 rushing yards against Rutgers were the most by a Penn State true freshman since Eric McCoo had 206 against Michigan State in 1998. Barkley is the fourth true freshman at Penn State to have two or more 100-yard rushing performances (5, D.J. Dozier - 1983; 3, Curtis Enis - 1995; 3, Eric McCoo - 1998).
- Against Buffalo, Barkley became just the eighth PSU true freshman to rush for over 100 yards in a game, joining, Matt Suhey (1976), Curt Warner (1979), D.J. Dozier (1983), Curtis Ennis (1995), Eric McCoo (1998), Austin Scott (2003) and Silas Redd (2010).
- He is also the first PSU player to rush for 100 yards in a quarter since Tony Hunt vs. Akron in 2004. Larry Johnson rushed for more than 100 in a quarter four times in 2002.
- Barkley is only the third player since 2000 to rush for 100 yards or more in a quarter, and it has now only happened seven times since 2000.
- Barkley (Buffalo and Rutgers) joined Johnson as the only PSU rushers to total 100-plus yard quarters in back-to-back games.

CARTER ON MIDSEASON MACKIEY WATCH LIST

- **Kyle Carter** has been named to the Mackey Award Midseason Watch List. The Mackey Award is given annually to the most outstanding collegiate tight end.
- Carter is on the Mackey Award Midseason Watch List for the second time in his career (2012).
- He leads the tight end corps with nine receptions for 99 yards. His 11.0 yards per reception average is tops among tight ends on the team.
- Among the most experienced returning players on the roster, Carter has played in 40 of the last 43 games, including 17 career starts.

WINS LEADERS

In its 129th season of varsity football, Penn State has amassed 854 wins. The Nittany Lions are one of just eight programs nationally to win 850 games and one of 10 programs with 800 wins. The Nittany Lions currently hold an all-time mark of 854-378-42.

See **Winningest Programs on Page 13**

HACKENBERG'S RESUME

Quarterback **Christian Hackenberg** is in elite territory among PSU passers.

Records Watch on Page 29.

- Hackenberg moved past Kerry Collins for sixth all-time at Penn State with 40 touchdown passes. Hackenberg had two touchdown passes against Indiana to tie Collins and one against Ohio State to move past him. He trails Todd Blackledge, Tony Sacca and Zack Mills who are tied for third place with 41 touchdown passes.
- After throwing for 262 against Indiana, Hackenberg moved into second in Penn State history in career passing yardage. He now has 7,138 passing yards and now trails only Zack Mills' 7,212 yards from 2001-04 for the all-time record.
- Hackenberg has completed 595-of-1,053 career passes and thrown 40 touchdown passes in 32 career starts. The completions total also ranks second to Mills (606).
- He is just the second player in Penn State history to surpass the 7,000-yard mark, the fourth to surpass the 6,000-yard passing mark, the eighth to surpass the 5,000-yard passing mark and one of 10 to eclipse the 4,000-yard passing mark.
- With his 14 completions against Buffalo, he moved past Matt McGloin for second place in the Penn State record books in the category all-time.
- He passed McGloin (894) for second on the career passing attempts list at Temple.
- Following the Indiana game, Hackenberg has 17 200-yard passing games, which ranks second. He trails only McGloin (18).
- Hackenberg has thrown for at least 250 yards in 12 of his 31 career games, including seven 300-yard efforts and one 400-yard contest.
- Hackenberg now has 6,926 yards of total offense, and moved past Tony Sacca (6,000 yards) and Daryll Clark (6,361 yards), respectively, into second place all-time at PSU in consecutive weeks against Rutgers and SDSU. He's now chasing Zack Mills (7,796) for the all-time record.
- On the awards front, Hackenberg is a preseason candidate for the Maxwell, O'Brien, Walter Camp and Manning Awards.
- The third-year signal caller owns the freshman passing yardage record with 2,955 yards through the air in 2013, and the sophomore passing record with 2,977 yards last season. Zach Mills previously held both the rookie record (1,669) and the sophomore mark (2,417).
- He owns the overall, freshman and sophomore single game passing records.
 - Set the freshman single game record twice in 2013. He threw for 340 yards at Indiana on Oct. 5 after a 311-yard effort against Eastern Michigan on Sept. 7. Zack Mills twice threw for 280 yards (USU & Southern Miss) in 2001.
 - His 454 yards passing vs. UCF in the 2014 opener broke Mills' school & sophomore record of 399 yards vs. Iowa in 2002.
- Hackenberg threw for 773 yards in his first two games of 2014 to break the Penn State consecutive game passing record. He eclipsed Zack Mills' record of 686 yards from 2002.
 - Hackenberg compiled 454 yards vs. UCF and 319 against Akron.
 - Mills threw for 399 yards vs. Iowa and 287 at Wisconsin.
- His nine games with at least 200 yards in 2013 broke Mills' freshman record of five from the 2001 season.
- His eight 300-yard passing games (25 games played) put him atop the list of only four quarterbacks in PSU history to post multiple 300-plus yard passing games.
- Hackenberg's 55 passing attempts at Indiana in 2013 and 50 attempts against Boston College in the 2014 Pinstripe Bowl marked just the fourth and fifth times in PSU history a signal caller amassed 50 passing attempts in a game. Hackenberg surpassed Collins' school record of 54 in 1992 at BYU.
- Eleven of his 36 scoring strikes are 40 yards or longer, including a career-long 79-yard touchdown pass to **Geno Lewis** in the 2014 season opener vs. UCF.
- He had 14 completions of 40-plus yards or longer in 2013, which tied for eighth nationally and tied for tops among freshman QBs in the NCAA (Winston, FSU).

Records Watch on Page 29.

HACKENBERG AMONG NCAA BEST IN CRUNCH TIME

Junior signal caller **Christian Hackenberg** is currently ranked third in the NCAA among active players for game-winning drives in the fourth quarter or overtime. He most recently led a game-winning drive in overtime of the 2014 Pinstripe Bowl, and led a game-winning drive in last year's opener vs. UCF in the final 1:13.

- The complete list of NCAA game winning drive leaders is below. (Compiled by Navy Sports Information)

No.	Name (School)
1.	6 Braxton Miller (Ohio State)
	6 Keenan Reynolds (Navy)
3.	5 Christian Hackenberg (Penn State)

HACK CAN RUN TOO

- Known as a pocket passer, Hackenberg defied the perception against Indiana with a career day running the ball, which included a career-best two touchdown runs.
- Hackenberg had a career-long rush of 22 yards in the second quarter. His previous long was 19 yards the previous week vs. Army.
- He finished with a career-high 21 yards rushing. His previous was an 18-yard game last season at Rutgers.
- Hackenberg's 1-yard touchdown rush in the second quarter was his first since a 7-yard rushing touchdown vs. Nebraska in 2013.
- The Indiana game marked the first time that a Penn State quarterback had two rushing touchdowns since Matt McGloin had two rushing touchdowns in a win over Illinois in 2012.

HACKENBERG LEADS LIONS IN CAREER STARTS

Hackenberg leads the team with 32 career starts. Senior **Jordan Lucas** is second with 30 career starts. Lucas did not play against SDSU, the first game he has missed after having played in all 40 career games and starting 27 of the last 28 games.

Senior cornerback **Trevor Williams** follows with 26 starts. Defensive tackles **Anthony Zettel** and **Austin Johnson** are tied with 22 starts apiece.

Career Starts Chart on Page 21



@PennStateFBall



PSUFBall

2015

PSUUnrivaled.com

GoPSUsports.com

HONORS & AWARDS

SAQUON BARKLEY, RUNNING BACK

Big Ten Co-Freshman of the Week (9/14, 9/21)
ECAC Rookie of the Week (9/22)

KYLE CARTER, TIGHT END

John Mackey Award Preseason Watch List (Top TE)
Phil Steele's College Football Preseason All-B1G Third Team
John Mackey Award Midseason Watch List (Top TE)

CHRISTIAN HACKENBERG, QUARTERBACK

Maxwell Award Preseason Watch List (Coll. Football MVP)
Walter Camp Award Preseason Watch List (Nat'l Player of the Year)
Davey O'Brien Award Preseason Watch List (Top QB)
Manning Award Preseason Watch List (Top QB)
Phil Steele's College Football Preseason All-B1G Third Team

DAESEAN HAMILTON, WIDE RECEIVER

Maxwell Award Preseason Watch List (Coll. Football MVP)
Biletnikoff Award Preseason Watch List (Top WR)
Phil Steele's College Football Preseason All-B1G First Team

AUSTIN JOHNSON, DEFENSIVE TACKLE

Phil Steele's College Football Preseason All-B1G Second Team
Bednarik Award Watch List (Def. Player of the Year)

BEN KLINE, LINEBACKER

Allstate AFCA Good Works Team®
NFF William V. Campbell Trophy Semifinalist

JORDAN LUCAS, SAFETY

Nagurski Trophy Preseason Watch List (Def. Player of the Year)
Phil Steele's College Football Preseason All-B1G First Team

AKEEL LYNCH, RUNNING BACK

Doak Walker Awards Preseason Watch List (Top RB)
Phil Steele's College Football Preseason All-B1G Third Team

ANGELO MANGIRO, CENTER

Rimington Trophy Preseason Watch List (Top Center)
Phil Steele's College Football Preseason All-B1G Fourth Team

CARL NASSIB, DEFENSIVE END

Bednarik Award Watch List (Def. Player of the Year)

NYEEM WARTMAN-WHITE, LINEBACKER

Phil Steele's College Football Preseason All-B1G Second Team

ANTHONY ZETTEL, DEFENSIVE TACKLE

Orange Bowl-FWAA Courage Award Nominee (9/30)
Big Ten Co-Defensive Player of the Week (9/28)

Senior CLASS Award Nominee

Bednarik Award Preseason Watch List (Def. Player of the Year)

Nagurski Trophy Preseason Watch List (Def. Player of the Year)

Outland Trophy Preseason Watch List (Top Interior DL)

Lombardi Award Preseason Watch List (Top DL or LB)

Phil Steele's College Football Preseason All-America First Team

Phil Steele's College Football Preseason All-B1G First Team

B1G East Players to Watch List (1 of 5)

Lott IMPACT Trophy Preseason Watch List (Def. Player of the Year on and off the field)

OFFENSIVE LINE

Joe Moore Week 3 Honor Roll

TWO ADDED TO BEDNARIK WATCH LIST

- Penn State defensive linemen **Carl Nassib** and **Austin Johnson** have been added to the Bednarik Award watch list, joining fellow lineman **Anthony Zettel** on the list.
- The Bednarik Award has been presented to the College Defensive Player of the Year since 1995.
- The Nittany Lions' four Bednarik Award recipients are the most of any school in the nation – LaVar Arrington ('99), Paul Posluszny ('05 & '06) and Dan Connor ('07).
- Nassib leads the FBS in sacks (11.5; 1.7 pg), forced fumbles (5) and tackles for loss (15.5; 2.2 pg).
See Nassib Breaking Through on Page 13
- Johnson has been a force up front for the Nittany Lions with 40 tackles, which is third on the team. He also has 3.5 sacks and 7.5 tackles for loss this season. Additionally, Johnson registered his first career touchdown with a 71-yard fumble return.
- Zettel has 27 stops on the season, including 13 solo tackles. He also has 8.0 tackles for loss, including 1.0 sack. Zettel has also influenced the passing game with four pass breakups. He also has a forced fumble and a fumble recovery on the season.

RIVALRY RENEWED

Penn State has many long and storied rivalries on the gridiron. The Nittany Lions have played 18 teams 20 or more times in the 129-year history of the program.

- Penn State owns a winning record against 14 of the 18 team's that they have met 20 or more times.
- Seven of those 18 teams are on the 2015 schedule; including Temple (43 meetings), Maryland (37), Ohio State (30), Michigan State (28), Army West Point (26), Rutgers (25) and Illinois (22).
- Six of those 18 teams are current members of the Big Ten: Illinois, Iowa, Maryland, Michigan State, Ohio State and Rutgers. Eight teams are among the opponents on the 2015 and 2016 schedules.
- Penn State has played since 2012 or has a future meeting scheduled meeting with 11 of the 18 teams (all of the FBS teams except Navy). Those opponents include: Army West Point (2015), Illinois (2014-15, '18), Iowa (2016-18), Pitt (2016-19), Syracuse (2012), Temple (2014-16) and West Virginia (2023-24), while the Nittany Lions will meet yearly with Big Ten East Division opponents Maryland, Michigan State, Ohio State and Rutgers.
- Thirteen of the 18 programs are currently members of NCAA Division I FBS. Bucknell, Lehigh and Penn are among NCAA Division I FCS, while Gettysburg and Lebanon Valley are Division III programs.

Team	Meetings	Record
Pitt	96	50-42-4
Syracuse	71	43-23-5
West Virginia	59	48-9-2
Penn ^	47	18-25-4
Temple	43	38-4-1
Bucknell ^	38	28-10
Maryland *	38	35-2-1
Navy	38	19-17-2
Ohio State *	30	13-18
Gettysburg ^	28	27-0-1
Michigan State *	29	14-14-1
Rutgers *	26	24-2
Army West Point	26	14-10-2
Iowa *	25	13-12
Boston College	24	20-4
Lehigh ^	23	16-6-1
Illinois *	22	17-5
Lebanon Valley ^	20	20-0

* - Current Big Ten team | ^ - Current Non-FBS university

STRIKING FIRST

- Penn State has scored first in all seven games this season, and eight straight games dating back to last season's Pinstripe Bowl against Boston College.
- The Nittany Lions have scored in the first quarter of all but two games, failing to do so against Buffalo and Rutgers. However, Penn State was able to earn double-digit victories despite the slower starts, and the Rutgers game remains the largest margin of victory (25 points) this season.

YOUTH REIGNS SUPREME

- Penn State has had 22 freshmen play this season (17 redshirt, 5 true).
- Penn State ranks tied for 18th in the country with 13 first-time starters this season.
- Penn State has the 14th-fewest seniors on its roster (13) in FBS and third-fewest in the Big Ten.
- Penn State has the fifth-most freshmen on its roster (61) in FBS and the most in the Big Ten.
- Penn State's average starting class (2.71; scale of 1-4) is the 14th youngest in the country and youngest in the Big Ten. Michigan is the oldest team in the country and in the Big Ten (3.55).
- Penn State is the 34th youngest team in the country by average player class and second youngest team in the Big Ten (2.13).
- 77.8 percent (14-18) of Penn State's offensive touchdowns have been scored by freshmen or sophomores.
- 55.6 percent (10-18) of Penn State's offensive touchdowns have been scored by freshmen.
- Penn State has had six different players score their first career touchdowns this season.
- Quarterback **Christian Hackenberg** and running back **Akeel Lynch**, both juniors, are the only upperclassmen to score touchdowns this season. They both have a pair of rushing touchdowns.

NEW BEGINNINGS

- With 13 first-time starters this season, Penn State ranks 18th in the country.
- Redshirt freshmen **Johnathan Thomas**, **Robby Leibel** and **Daquan Worley** became the 19th, 20th and 21st freshmen to play this season against Army. **Chance Sorrell** made his debut against Indiana.
- Redshirt freshman running back **Nick Scott** and junior center **Wendy Laurent** made their first career starts against Indiana, becoming the 12th and 13th Nittany Lions to make first career starts this season.
- Redshirt freshman running back **Mark Allen** and sophomore safety **Troy Apke** made their first career starts against Army, becoming the 10th and 11th Nittany Lions to make their first career starts this season.
- Allen and Scott both started at running back, becoming the fourth and fifth freshmen to start a game for Penn State this season, joining redshirt freshman **Troy Reeder** and true freshmen **John Reid** and **Brandon Polk**.
Participation Chart on Page 57

STOPS BEHIND THE LINE

- In addition to leading the nation in total sacks (27) and ranking second to Oklahoma State (4.17 pg) with 3.86 sacks per game, Penn State also ranks sixth in the nation and tops in the Big Ten with 9.0 tackles for loss per game.
- Penn State has had at least 9.0 TFLs in four games this season.
- The Penn State defense accumulated 10.0 tackles for loss against Ohio State, the most the Buckeyes had surrendered all season.
- Penn State leads the nation in both tackle for loss yardage (314) and sack yardage (223). Penn State is the only team in the country with more than 300 tackles for loss yards, and is also the only team with more than 200 sack yards.
- Penn State's 15 tackles for loss against Temple were the second-most in the country during the opening week, trailing only Colorado State, which racked up 16 against FCS-level Savannah State. Eleven different Nittany Lions were credited with at least an assist, led by **Carl Nassib**, **Brandon Bell** and **Anthony Zettel** with 2.5 TFL each, while **Trevor Williams** had 2.0.
- Nassib leads the country with 2.2 TFL per game.

GREEN LIGHT IN THE RED ZONE

Penn State was 2-for-3 in red zone trips vs. Ohio State and for the season is 22-of-25 (12 TD, 10 FG).



@PennStateFBall



PSUFBall

2015

PSUnrivaled.com

GoPSUsports.com

NASSIB BREAKING THROUGH

Senior defensive end **Carl Nassib** has rewarded the Nittany Lions for putting him in the starting lineup, as the former walk-on is enjoying a breakout season by breaking through opposing offensive lines.

- Nassib leads the nation in sacks with 11.5 (1.71 pg), five forced fumbles (0.83 pg) and his 15.5 tackles for loss (2.2 pg).
- He has recorded a sack in each game this season, and four multi-sack games.
- Nassib's 11.5 sacks this season are the most by a Nittany Lion since Aaron Maybin had 12 sacks in the 2008 season.
- Nassib is the first Penn State player to force two fumbles in two games in a season since Maurice Evans did it in 2007. Evans had two forced fumbles against Indiana and two forced fumbles against Texas A&M in the Alamo Bowl.
- Nassib's five forced fumbles this season are the most by a Penn State player since Evans had five in the 2007 season.
- While making his first career start (high school or college), Nassib made a career-high 10 tackles in the season opener at Temple. His previous high was four stops on October 5, 2013 at Indiana. Nassib also recorded what was then his second career solo sack, good for a 12-yard loss in the second quarter, and his 2.5 tackles for loss were a career-best.
- Nassib made even bigger plays the following week against Buffalo, recording three sacks, including back-to-back sack-fumbles to stifle a UB comeback. He also hauled in an interception deep in UB territory after senior defensive tackle Anthony Zettel tipped a pass from the quarterback.
- He recorded his fifth sack of the season against Rutgers.
- Nassib tallied two sacks against San Diego State, forcing a fumble on one that led to defensive tackle Austin Johnson's 71-yard touchdown run after scooping up the ball.
- He continued his sack streak with one against Army.
- Nassib had a triple-double of sorts against Indiana with 2.0 sacks, 2.0 TFL and two forced fumbles.
- At No. 1 Ohio State, he led the Penn State defense with 1.5 sacks and 3.5 tackles for loss, also tying for second on the team with eight tackles. The Lions totaled 10.0 tackles-for-loss in the game to mark its fourth game with at least 9.0 TFLs. It was also the most surrendered by Ohio State this season.

FUMBLE!

- Penn State is fourth nationally in fumble recoveries with eight.
See National Nits on Page 16
- Penn State's six fumble recoveries in consecutive games (3 vs. San Diego State and 3 vs. Army) are its most in a two-game span since having six at Virginia (3) and vs. Navy (3) in 2012.
- Defensive end **Garrett Sickels** and linebackers **Von Walker** and **Manny Bowen** made their first career fumble recoveries against the Black Knights.

QUARTERBACKS BEWARE

- With 3.86 sacks per game and 27 total the Nittany Lions rank second and first, respectively, in FBS in those categories.
See National Nits on Page 16
- Senior defensive end **Carl Nassib** has recorded a sack in each game this season. He leads the nation with 11.5 sacks for an FBS-leading average of 1.71 per game.
- Nassib's 11.5 sacks this season are the most by a Nittany Lion since Aaron Maybin had 12.0 sacks in the 2008 season.
- The Nittany Lions made the most of their few chances for sacks against Army's run-heavy triple-option offense, totaling more sacks (3) than passing attempts (1) and completions (1).
- Sophomore linebacker **Jason Cabinda** registered two sacks in the Army win, including on fourth down to end the Black Knights' comeback hopes.
- The PSU defense had four sacks against Indiana, which had only allowed three sacks entering the game.

STINGY DEFENSE

- Nationally, the unit ranks 16th in total defense (297.6 ypg) and 20th nationally in scoring defense (17.7 ppg).
See National Nits on Page 16
- Penn State has held opponents to less than 325 yards of total offense in 13 out of its last 15 games
- Penn State had held regular season opponents below 325 yards in 13 consecutive games for the nation's longest streak, but No. 1 Ohio State ended the streak with 429 yards of total offense.
- The Nittany Lions had held their previous five opponents under 300 yards of total offense before the Ohio State game.
- The Penn State defense has been particularly stingy at home, having held its last nine opponents and 11 of its last 12 to less than 300 yards of total offense, dating back to last season. Northwestern is the lone team to gain more than 300 yards against the Lions at home.
- Ohio State snapped another streak as well, as the Penn State defense had not allowed more than seven points in the first half of 12 consecutive games, including eight consecutive against Big Ten opponents.
- In 2014, Penn State ranked in the Top 10 in the FBS in fewest first downs allowed (2nd, 190), pass efficiency (2nd, 101.14), total (2nd, 278.7 ypg), rushing (3rd, 100.5 ypg), third down (6th, 30.2) and scoring defense (7th, 18.6 ppg).

GODWIN LEADS RECEIVING CORPS

- Sophomore wide receiver **Chris Godwin** caught at least four passes in the first six games this season. He had just three catches against Ohio State, but totaled a season-high 103 yards.
- It was his second career 100-yard receiving game (141 vs. Boston College, 2014 Pinstripe Bowl).
- He has at least one catch in 19 of 20 career games and four career games with five or more grabs, joining his seven-catch night vs. Boston College in the New Era Pinstripe Bowl.
- He has a team-best total of 30 receptions for 493 yards and is averaging 4.3 catches and 70.4 yards per game, to rank in the Top 10 in both in the Big Ten.
See National Nits on Page 16

WINNINGEST PROGRAMS

In its 129th season of varsity football, Penn State has posted 854 victories to rank No. 8 in the nation with Oklahoma.

The Nittany Lions are one of just eight programs with 850 wins and own an official all-time mark of 854-378-42.

TOTAL VICTORIES

1.	Michigan	920
2.	Notre Dame	888
3.	Texas	883
4.	Nebraska	877
5.	Ohio State	870
6.	Alabama	856
7.	Oklahoma	855
8.	PENN STATE	854
9.	Tennessee	814
10.	Southern California	808
11.	Georgia	782
12.	LSU	767
13.	Auburn	738
14.	West Virginia	722
15.	Texas A&M	714
	Virginia Tech	714
17.	Georgia Tech	713
18.	Syracuse	712

The Nittany Lions are also one of just 12 programs to boast a winning percentage above two-thirds.

WINNING PERCENTAGE (YEARS - MIN 25 IN D1)

1.	Notre Dame (127)	.733
2.	Michigan (136)	.729
3.	Boise State (48)	.724
4.	Ohio State (126)	.722
5.	Oklahoma (121)	.719
6.	Alabama (121)	.716
7.	Texas (123)	.712
8.	Southern California (122)	.702
9.	Nebraska (126)	.701
10.	Penn State (129)	.687
11.	Florida State (69)	.6811
12.	Tennessee (119)	.6795
13.	Louisiana State (122)	.651
14.	Georgia Southern (52, 2015)	.650
15.	Georgia (122)	.648
16.	Appalachian State (86, 2015)	.637
17.	Miami (Fla.) (90)	.634
18.	Florida (109)	.6304
19.	Auburn (123)	.6301
20.	Arizona State (103)	.612
21.	Washington (126)	.611
22.	Virginia Tech (122)	.607
23.	Texas A&M (121)	.602
24.	Michigan State (119)	.602
25.	Miami (Ohio) (126)	.601

As of October 18, 2015

AT THE START

Opponent	Coin Toss	Choice	PSU 1st Drive	Opponent 1st Drive	Game Captains
at Temple	PSU won	Defer-Temple receives	FG	3 and out	Jordan Lucas, Von Walker, Anthony Zettel, Angelo Mangiro
BUFFALO	PSU won	Received	Turnover on Downs	3 and out	Anthony Zettel, Angelo Mangiro, Christian Hackenberg
RUTGERS	RU won	Defer- PSU receives	Punt	3 and out	Von Walker, Christian Hackenberg, Jordan Lucas, Angelo Mangiro
SAN DIEGO STATE	SDSU won	Received	Punt	Punt	Von Walker, Anthony Zettel, Christian Hackenberg, Angelo Mangiro
ARMY WEST POINT	PSU won	Received	3 and out	Fumble	Von Walker, Christian Hackenberg, Anthony Zettel, Jordan Lucas
INDIANA	Indiana won	Defer-PSU receives	Punt	Punt	Von Walker, Christian Hackenberg, Anthony Zettel, Jordan Lucas
at Ohio State	PSU won	Defer-OSU receives	Field Goal	Three-and-out	Von Walker, Christian Hackenberg, Anthony Zettel, Angelo Mangiro
vs. Maryland					
ILLINOIS					
at Northwestern					
MICHIGAN					
at Michigan State					



@PennStateFBall



PSUFBall

2015

PSUunrivald.com

GoPSUsports.com

COACHING STAFF NOTES

James Franklin assembled a coaching staff with extensive collegiate experience, familiarity and strong recruiting ties to the Mid-Atlantic, South and Northeast regions of the United States. The entire staff has returned for a second season.

Franklin's staff includes seven members of his former staff at Vanderbilt that were instrumental in the Commodores achieving unprecedented success in recent years, a coach who previously worked with Franklin and one of Penn State's greatest all-time receivers, who was a highly-successful high school coach in western Pennsylvania.

- Seven of the assistant coaches were members of Franklin's staff at Vanderbilt, helping the Commodores to historic heights, including nine wins each in 2012 and 2013, two bowl victories and consecutive Top 25 finishes for the first time in program history.
- Charles Huff was an offensive quality control coach in 2011 during Franklin's first season at Vanderbilt and served with Franklin at Maryland in 2009.
- Terry Smith made 108 receptions and 15 touchdown catches at Penn State (1988-91) and was a highly successful head coach at Gateway High School near Pittsburgh from 2002-12.
- All but one member of the coaching staff graduated from a college or university in the Mid-Atlantic or Northeast.
 - ~ James Franklin - East Stroudsburg (Pa.)
 - ~ John Donovan - Johns Hopkins
 - ~ Herb Hand - Hamilton (N.Y.) College
 - ~ Charles Huff - Hampton (Va.) University
 - ~ Brent Pry - University of Buffalo
 - ~ Rickey Rahne - Cornell University
 - ~ Bob Shoop - Yale University
 - ~ Terry M. Smith - Penn State University
 - ~ Sean Spencer - Clarion (Pa.) University
- Nine members of the coaching staff are from the Mid-Atlantic or Northeast, including Philadelphia-area product Franklin and Dwight Galt, the Director of Performance Enhancement.
- Four members of the coaching staff hail from the Keystone State: Franklin (Langhorne), Pry (Altoona), Shoop (Oakmont) and Smith (Aliquippa).

The coaching staff will be getting extra assistance though this season, as veteran NFL coach **Jim Haslett** will serve as a consultant for the team. In his role, Haslett will work with the Penn State football coaches, staff and program.

The Pittsburgh native was the head coach of the New Orleans Saints from 2000-05 and was also the interim head coach for the St. Louis Rams for part of the 2008 season. Haslett led the Saints to the 2000 NFC West Championship en route to being a unanimous choice for AP Coach of the Year. He also claimed Coach of the Year honors from The Sporting News and Pro Football Weekly after guiding the Saints to their first-ever playoff win.

Haslett was most recently the Washington Redskins defensive coordinator from 2010-14. During his time in Washington, he produced three Pro Bowl linebackers and a second-team All-Pro linebacker in London Fletcher. In Haslett's first four years (2010-13,) the Redskins accumulated 105 takeaways, the team's highest four-year total since recording 110 (2002-05).

Haslett played his collegiate ball at Indiana (Pa.), where he was a four-time Little All-America selection at linebacker and defensive end. He was also an accomplished punter at IUP, where he still ranks second in single-season and career punting average. His son, Chase, is now the quarterback for the Crimson Hawks.

HAMILTON MOVING UP RECORD BOOKS

DaeSean Hamilton's is already moving up the career charts as a Nittany Lion.

Records Watch on Page 29

- Hamilton has 101 receptions for his career, ranking him 13th on Penn State's career list. He trails Tony Johnson (107 catches) for 12th place.
- He became the 13th Nittany Lion to reach the 100-reception milestone with two catches against Ohio State.
- As a freshman, Hamilton led the Big Ten with 82 catches (6.3 rpg) and was fifth in the conference at 69.2 ypg, scoring two touchdowns.
- Against Ohio State in 2014, Hamilton hauled in a school record 14 passes, breaking Freddie Scott's mark of 13 catches vs. Wisconsin in 1995.
- His 126 receiving yards vs. Ohio State in 2014 marked his fourth 100-yard effort of the season to extend his school freshman record.
- His 82 catches shattered the PSU freshman standard for receptions in a season and ranked second in school history, trailing only Allen Robinson (97 in 2013). With the second of his seven catches at Michigan, Hamilton moved past Deon Butler's freshman mark of 37 catches in 2005.
- Hamilton set the freshman single game record in Dublin, Ireland vs. UCF. He caught 11 passes for 165 yards, moving past Deon Butler's 125-yard effort vs. Wisconsin in 2005 and Maurice Humphrey's eight catch game against Northwestern in 2003.
- Hamilton eclipsed Butler's freshman season record of 691 yards in 2005 when he caught a 9-yard pass in the second quarter vs. Maryland.
- Hamilton became the first Nittany Lion freshman wideout to eclipse the 100-yard mark in a game - doing so in the first half - since Butler and Jordan Norwood both accomplished the feat in 2005.
- He was just the fifth freshman to post a 100-yard receiving game: joining Butler (2005, R-Fr.), Jimmy Cefalo (1974, Fr.), Humphrey (2003, Fr.) and Norwood (2005, Fr.)

INJURY BUG

- The Nittany Lions have been hit with the injury bug this season with more than 40 games lost to injury.
- Among the notable games lost are:
 - Nyeem Wartman-White - 6.5 games
 - Adam Breneman - 5 games
 - Ben Kline - 4 games
 - Andrew Nelson - 3.5 games
 - Saquon Barkley - 2.5 games
 - Akeel Lynch - 2.5 games
 - Marcus Allen - 2 games (played only two snaps vs. SDSU)
 - Brandon Bell - 2 games
 - Grant Haley - 2 games
 - Wendy Laurent - 2 games
 - Gary Wooten Jr. - 2 games
 - Jordan Lucas - 1 game
 - Evan Schwan - 1 game
 - Koa Farmer - 1 game
 - Angelo Mangiro - 1 game
 - Chris Gulla - 1 game
 - Kyle Carter - 1 game
- Additionally, Penn State has started 33 different players on offense and defense this season. Last season, the Nittany Lions started 36 players on offense and defense.
- Penn State has used five different starting lineups on defense this season, while the offense has used four different starting lineups due to injury.

DEFENSIVE LINE LEADER

- Zettel's 2.0 tackles for loss against Ohio State gave him 35.0 for his career and move him into 12th all-time. He jumped Anthony Adams (33.0, 1999-2002), Dan Connor (34.0, 2004-07) and Paul Posluszny (34.0 2003-06).
- Zettel also recorded a half-sack against Ohio State to give him 17.0 for his career, moving him into a tie for 13th place at Penn State with Justin Kurpeikis and Maurice Evans.

See **Records Watch on Page 29**

SICKELS EMERGING

- As defenses adjust to contain national sack leader **Carl Nassib**, Penn State's "other" defensive end, sophomore **Garrett Sickels** has put together back-to-back career weeks.
- Sickels set career highs for tackles against Indiana (5) and Ohio State (8) in consecutive weeks for a two-game total of 13. He totaled just 10 in the first five games.
- He recorded his first solo sack of the season against Indiana and now has 2.0 for the season.
- Sickels is in his first season as a starter and has started all seven games with 23 tackles. He totaled 11 tackles in 13 games in a reserve role last season.

YOUTH MOVEMENT ON DEFENSE

- True sophomore linebacker **Jason Cabinda** leads the team in tackles with 51. He made a career-high and team season-high 14 tackles against Army, and also recorded his first two sacks (minus-33) and a forced fumble.
- True freshman linebacker **Manny Bowen** made his first career fumble recovery in the second quarter against Army and recorded a career-high six tackles (five solo) in the win.
- Sophomore safety **Troy Apke** made a career-high five tackles in his first start against Army.
- Redshirt freshman defensive end **Torrence Brown**, sophomore corner back **Grant Haley** and sophomore defensive end **Curtis Cothran** all made a career-best four tackles against Army. Haley had four stops against Ohio State, as well.
- True freshman **John Reid** leads the team with two interceptions and **Haley** also has a pick.
- Against UB, true freshman linebacker **Jake Cooper**, who was supposed to redshirt this season until injuries in the season opener pressed him into action, made a season-high three stops, including a sack.

THREE AND OUT

Penn State's defense continues to shine under Defensive Coordinator Bob Shoop. The Nittany Lions have forced 33 three-and-outs this season on 93 drives, equating to 35.5 percent of the time that Penn State has not allowed their opponents to gain a first down on a drive. Penn State matched a season-high of six three-and-outs against Indiana.

- at Temple - 6 three-and-outs in 14 drives.
- vs. Buffalo - 5 three-and-outs in 12 drives.
- vs. Rutgers - 5 three-and-outs in 13 drives.
- vs. SDSU - 6 three-and-outs in 15 drives.
- vs. Army - 2 three-and-outs in 11 drives.
- vs. Indiana - 6 three-and-outs in 15 drives.
- at Ohio State - 3 three-and-outs in 13 drives.
- PSU forced three-and-outs or less on the opponent's first offensive possession in four of the first five games this season, with the exception being SDSU. The Lions also forced a three-and-out on Ohio State's first possession.
- Penn State's average of 4.71 three-and-outs per game ranks tied for 22nd in the country.

FRESHMAN RUNNING BACKS

- When asked if the offense was becoming too dependent on freshman running backs recently, coach James Franklin quipped that freshman running backs were all he had.
- Six of 10 rushers this season have been freshmen.
- With true freshman **Saquon Barkley** and junior **Akeel Lynch** 2.5 games due to injury, redshirt freshmen **Nick Scott** and **Mark Allen** carried the load on the ground against Army and Indiana.
- Scott had a career-best 57 yards rushing against Indiana after rushing for 54 against Army the previous week.
- Scott had a career-long 35-yard rush early in the first quarter against Indiana.
- Allen had a career-best 45 yards rushing against Indiana after gaining 17 yards the previous week vs. Army.
- Allen had a career-long 28-yard rush in the second quarter against Indiana.
- Redshirt freshman **Johnathan Thomas** made his Penn State debut against Army.



TURNING TURNOVERS INTO POINTS

- Penn State scored 38 points off of seven forced turnovers over three games (SDSU, Army, Indiana.)
- Across the SDSU and Army games, Penn State turned four consecutive fumbles into four consecutive touchdowns.
- Penn State converted three San Diego State fumbles into 21 points, and then **Garrett Sickels** recovered a fumble on Army's very first offensive play, which led to a PSU touchdown.
- For the season, the Nittany Lions have turned 12 turnovers gained into 41 points.
- The Lions entered the SDSU game having converted five turnovers into three points in the first three games.
- Junior defensive tackle **Austin Johnson's** fumble return for a touchdown in the fourth quarter was the Nittany Lions' first fumble return for a touchdown since Mike Hull vs. Navy in 2012.
- It was the first touchdown of Johnson's career.
- It was also the first defensive score for Penn State since **Grant Haley** returned an interception for a touchdown in 2014 vs. Temple.

LYNCH AIDS GROUND GAME

Junior running back **Akeel Lynch** started the first four games of the season and the Ohio State game. He did not play against Army or Indiana.

- Lynch led Penn State on the ground in the 2015 season opener at Temple with 78 yards on 10 carries, including a 42-yard touchdown run.
- The Toronto, Ontario, Canada native now has five career 100-yard rushing efforts after crossing the century mark against Rutgers. His performance included a career-long 75-yard touchdown run.
- It was his first 100-yard effort since back-to-back games over the century mark versus Temple (11/15) and at Illinois (11/22) in 2014. He is among the 21 Nittany Lions with five or more career games of 100-plus rushing yards.
- His 1,310 career yards rank 32nd at Penn State. He trails Gary Brown (1,321 yards) for 31st place.
- Lynch ultimately led the team in 2014 with 678 rushing yards on 147 carries (4.6 ypc). He finished the 2014 season in impressive fashion with 393 yards and three touchdowns during the final four contests.
- He surpassed the 1,000-yard mark for his career against Boston College in the PinStripe Bowl, rushing for 77 yards.

NEW TURF

- When the Nittany Lions return home to face Illinois on Oct. 31, they will take the field on a new playing surface inside Beaver Stadium.
- Crews began working on Tues., Oct. 13 to remove the old sod, which had been in the stadium since October 2005.
- A new Kentucky bluegrass surface was installed on Oct. 15.
- Originally planted on a sod farm in 2004, the previous surface was installed during the days leading up to the epic primetime clash between Penn State and Ohio State on Oct. 8, 2005.
- With three full weeks between home games, Athletic Fields Supervisor Herb Combs and the Beaver Stadium grounds crew took the opportunity to re-sod the field in order to create the best playing surface moving into the future.
- Approximately 70,000 square feet of sod was used to complete the stadium playing surface and the nursery on campus.
- The new sod came from Tuckahoe Turf Farms in Hamonton, N.J., which supplies several NFL organizations with sod, including the Cleveland Browns, Philadelphia Eagles and Pittsburgh Steelers.

TAKING CARE OF THE FOOTBALL

- Penn State ranks tied for 11th in the nation with a plus-seven turnover margin (12 takeaways, 5 turnovers).
See National Nits on Page 16
- A pair of interceptions (Temple, Rutgers) and a lost fumble each in consecutive games against Indiana and Ohio State represent the lone offensive miscues. The first lost fumble was a muffed punt against SDSU.

WIDE RECEIVERS RUSHING AND RUNNING BACKS RECEIVING AND THROWING

- Penn State's wide receivers and running backs are helping each other out this season, crossing over to the other's specialty to put points on the scoreboard.
- Wide receiver **Brandon Polk** ranks fourth on the team with 122 rushing yards on just nine carries for an average of 13.6 per carry.
- Polk is the first wide receiver to have rushing and receiving touchdowns in the same season since Derrick Williams had three rushing touchdowns and four receiving touchdowns in the 2008 season.
- Running backs **Saquon Barkley** and **Mark Allen** both notched their first receiving touchdowns in the SDSU game. The last time that Penn State had two touchdown receptions by running backs in the same game was in 2006 at Minnesota, a game that Penn State won 28-27 in overtime. Anthony Morelli had touchdown passes of 15 yards to Tony Hunt and seven yards to Matt Hahn.
- The last Penn State player to have a touchdown on his first career reception was Jesse James on Sept. 12, 2012 against Navy.
- Barkley's touchdown reception was the first touchdown reception by a running back since Bill Belton had a 22-yard grab last year vs. Akron.
- Also against SDSU, RB **Nick Scott** completed a 32-yard pass to WR **Chris Godwin**. It was the first completion thrown by someone other than a quarterback by Penn State since Curtis Drake threw a 16-yard completion against Nebraska in 2011.
- It was the longest by a non-quarterback since RB Eric McCoo threw a 63-yard touchdown pass against Illinois in 2001.
- Scott looked to pass again against Ohio State, but did not have a man open down field.
- WR **DeAndre Thompkins** rushed for a touchdown against Rutgers and Polk did the same against Buffalo. Penn State now has two wide receivers with rushing touchdowns in the same season for the first time since 2008 when Derrick Williams and Chaz Powell both had rushing touchdowns.

NITTANY LION TRIO ADDED TO PA SPORTS HALL OF FAME

- A trio of legendary Nittany Lions, **Joe Paterno**, **Chuck Fusina** and **Matt Bahr**, will be inducted into the Pennsylvania Sports Hall of Fame as part of the group's 53rd annual ceremony Saturday evening at the Valley Forge Casino Resort in King of Prussia.
- Paterno guided the PSU football program for 46 years, proceeded by 16 years as an assistant coach, and accumulated an NCAA Division I-record 409 victories, including five undefeated, untied seasons.
- He led Penn State to National Championships in 1982 and 1986 and Big Ten titles in 1994, 2005 and 2008.
- A five-time AFCA Coach of the Year, Paterno had more than 350 former players sign NFL contracts, including 32 that were first round NFL Draft picks.
- Paterno also helped produce 16 National Football Foundation Scholar-Athletes, 37 first-team CoSIDA Academic All-Americans@ (47 overall) and 18 NCAA Postgraduate Scholarship winners.
- Fusina was a quarterback for Penn State from 1975-78. He was selected an All-American as a senior by the Associated Press, Football Writers, Football Coaches, NEA, United Press International and Walter Camp.
- In 1978, Fusina led the Nittany Lions to an 11-0 regular-season and a spot in the Sugar Bowl vs. Alabama for the national title. He threw for 1,859 yards and 11 touchdowns (137-for-242), while winning the Maxwell Award as the nation's outstanding player.
- He played in the National Football League with Tampa Bay and Green Bay.
- Bahr was a placekicker for the Nittany Lions from 1975-78. He was an All-American choice by The Football News, NEA, The Sporting News, United Press International and Walter Camp in 1978.
- Bahr broke his brother's (Chris) NCAA field goal percentage record, hitting 22-of-27 attempts (81.5 percent), holding the record for several years.
- He spent 17 years in the National Football League, which ties for the most years in the NFL by a Penn State player (Kerry Collins).

COMMUNITY SERVICE

Head coach **James Franklin** frequently talks about being successful in all facets of a football program.

Simply put, he wants each member of the program to have the entire package - athletically, academically, spiritually and in the community.

On the heels of ending Franklin's first season with a thrilling 31-30 victory over Boston College in the PinStripe Bowl and a stellar fall semester academically, the Nittany Lion football program set the benchmark for success off the field during the summer and fall of 2014, completing a program-record of more than 2,200 total hours of community service.

Beginning with volunteer hours at the Pennsylvania Special Olympics Summer Games on June 6 and ending on Dec. 26 with a visit to Sloan-Kettering Memorial Hospital in New York, members of the football program participated in more than 30 different community service events during the summer and fall semesters in 2014.

A pre-season highlight was a trip to Hershey Medical Center on July 23. The entire team boarded buses for a drive to Penn State Hershey Children's Hospital just before the start of training camp. The team visited with patients and their families in different sections of the hospital.

The list of events includes 23 community service engagements during the football regular season. Highlighting the list was the United Way's Day of Caring, which takes place each October in State College. Approximately 50 members of the team used an off day during a bye week to give back to the community by helping with the upkeep of Centre Furnace Mansion.

Additionally, nearly 25 members of the team and LifeLink special education students carved and painted pumpkins on the patio of the Lasch Building on Oct. 16. Approximately a dozen members of the team played games and participated in the Buddy Walk at Medlar Field to help raise awareness for children with special needs and support the Centre County Down Syndrome Society on Oct. 18.

In November, the football program adopted Noah Benner through Friends of Jaelyn foundation as an "official" member of the team. Members of the staff gave Noah and his family a tour of the football facility before meeting and speaking with the team at practice.

The Nittany Lions also gave Deven Jackson, a Perry County, Pennsylvania native, an opportunity to tour the football facility and visit with the team at practice. Jackson, who suffered from kidney failure and lost both of his legs to meningitis, inspired the team by competing in youth football with two prosthetic legs.

The week leading up to Thanksgiving was a big time period for community service. The Nittany Lions spent time participating in "Roar for Reading" at local elementary schools, visited The Village, a State College retirement community, spent time with children at the Bellefonte Youth Service Bureau and helped the State College Food bank move more than 2,000 pounds of food.

The team's annual Lift for Life event continued this summer (**Uplifting Athletes on Page 17**).

The team also brightened the days of many youths at the Penn State Hershey Children's Hospital on July 15, boarding three buses to make the trek. Upon arrival, the team broke into smaller groups and walked through different sections of the hospital to spread enthusiasm and uplifting energy. In room after room, the Nittany Lion players and staff members were greeted with smiles from patients and families. The hospital staff members in each wing posed for photos and thanked the team for taking time to visit the immaculate facility.

The long list of community service opportunities is met with tremendous enthusiasm from the student-athletes on the roster. The members of the team jump at the opportunity to lend a hand in the community.



@PennStateFBall



PSUFBall

2015

PSUnrivalled.com

GoPSUsports.com

NATIONAL NITS

Penn State has several players ranked nationally and within the Big Ten.

Rankings listed NCAA/Big Ten

- RB Saquon Barkley
 - Rushing TDs - 3 (145/16)
 - Rushing Yards - 567 (46/6)
 - LB Jason Cabinda
 - Total Tackles - 7.3 (132/16)
 - S Koa Farmer
 - Combined Kick Returns - 168 (116/13)
 - WR Chris Godwin
 - Receiving Yards - 493 (46/5)
 - Receiving Yards Per Game - 70.4 (60/5)
 - Receptions Per Game - 4.3 (106/8)
 - Yards Per Reception - 16.43 (53/5)
 - QB Christian Hackenberg
 - Passing TDs - 8 (677)
 - Passing Yards per Completion - 12.8 (39/5)
 - WR DaeSean Hamilton
 - Receiving TDs - 3 (83/8)
 - Passing Yards per Completion - 12.8 (39/5)
 - PK Joey Julius
 - Field Goal Percentage - .900 (12/2)
 - Field Goals Per Game - 1.3 (46/9)
 - S Jordan Lucas
 - Total Tackles - 7.0 (149/18)
 - DE Carl Nassib
 - Forced Fumbles - 0.71 (1/1)
 - Sacks - 1.7 (1/1)
 - Tackles for Loss - 2.2 (1/1)
 - WR Brandon Polk
 - Combined Kick Returns - 100 (186/21)
 - CB John Reid
 - Interceptions - 0.3 (107/10)
 - RB Nick Scott
 - Combined Kick Returns - 225 (81/8)
 - Kickoff Returns - 25.0 (32/2)
 - WR DeAndre Thompkins
 - Combined Kick Returns - 165 (119/15)
 - Punt Returns - 9.7 (35/7)
 - TEAM
 - Fewest Penalties Per Game - 5.0 (24/3)
 - Fewest Penalty Yards Per Game - 42.3 (22/3)
 - Fumbles Lost - 3 (t-30/t-5)
 - Kickoff Returns - 23.3 (38/6)
 - Passes Had Intercepted - 2 (9/1)
 - Passing Yards Per Completion - 12.9 (45/4)
 - Red Zone Offense - .880 (35/4)
-
- 3rd Down Conversion Pct Def. - .284 (44/7)
 - 4th Down Conversion Pct Def. - .222 (12/2)
 - First Downs Defense - 119 (45/6)
 - Fumbles Recovered - 8 (4/1)
 - Passing Yards Allowed - 152.3 (10/4)
 - Punt Return Defense - 5.3 (32/4)
 - Rushing Defense - 145.3 (45/7)
 - Scoring Defense - 17.7 (20/6)
 - Team Sacks - 3.86 (2/1)
 - Team Tackles for Loss - 9.0 (6/1)
 - Total Defense - 297.6 (16/4)
 - Turnover Margin - 1.0 (11/2)
 - Turnovers Gained - 12 (38/3)
 - Turnovers Lost - 5 (7/2)

LIONS UNDER THE LIGHTS

After playing three Big Ten games at night in 2014, Penn State has played two this season.

- For the second year in a row, Penn State opened its Big Ten slate with a nighttime victory over Rutgers.
- Penn State and Ohio State played their seventh primetime clash since 2005 and were in primetime for a fourth consecutive year.
- On Oct. 12, 2012, the Nittany Lions claimed the longest game in Big Ten history when they edged Michigan under the lights, 43-40, in front of a sellout Beaver Stadium crowd of 107,844 on Homecoming.
- This year marks the eighth time since 2000 that Penn State will play multiple night games in the same season (Rutgers, at Ohio State).
- Penn State has played at least one regular season night game in 15 consecutive seasons.
- Penn State has a 42-29 record in night games, going 10-10 at home, 20-12 on the road, 1-1 at regular season neutral sites and 11-6 in bowl games, including last season's PinStripe Bowl.
- The Lions' night games over the past 15 seasons include: Ohio State and Rutgers (2015), Boston College (PinStripe Bowl), Ohio State, Michigan and Rutgers (2014); Ohio State, Michigan and UCF (2013); Iowa and Ohio State (2012); Northwestern (2011); Alabama, Iowa and Michigan (2010); Iowa (2009); Illinois, Wisconsin and Ohio State (2008); Notre Dame, Ohio State and Texas A&M (2007), Michigan (2006), Illinois, Ohio State and Florida State (2005), Minnesota and Boston College (2004), Nebraska (2002 and '03), Miami (Fla.) (2001) and Indiana (2000).

B1G START ON DEFENSE

- Penn State's defense was solid in the first two Big Ten games this season (Rutgers and Indiana), allowing a total of 10 points (Indiana, 7; Rutgers, 3) for the best two-game start defensively by Penn State since joining the conference in 1993.
- The Nittany Lions allowed just 61 rushing yards in the two games.
- Indiana was held to seven points for the first time since falling to Penn State, 13-7, on Nov. 8, 2014, a string of nine games. The fewest points the Hoosiers had scored in the stretch was 23.
- Penn State held Indiana to 234 yards of total offense, the fewest allowed by Penn State since giving up 221 to Indiana last year. Indiana entered the game leading the Big Ten averaging 498.2 yards of total offense.
- The Hoosiers' 155 passing yards were the fewest allowed by Penn State in a Big Ten game since allowing 68 to Indiana last season.
- Penn State's defense held Indiana to just 79 rushing yards, the lowest total allowed in a Big Ten game since giving up 43 earlier this season to Rutgers.
- The 11 punts by Indiana were the most by a Penn State opponent since Indiana had 11 last season in Bloomington.
- Penn State's 35:35 time of possession was the most by the Nittany Lions since having 35:42 last season vs. Temple. It was the most by Penn State in a Big Ten game since having 36:29 against Purdue in 2013.
- In the Big Ten opener, Penn State held Rutgers to just three points, the fewest allowed by the Nittany Lions in a Big Ten game since defeating Iowa, 13-3, in 2011. That game was also the last time PSU did not allow a touchdown to a Big Ten foe.
- The three points by Rutgers were tied for the fewest allowed by Penn State in a Big Ten opener. The Nittany Lions beat Minnesota, 56-3, in the 1994 Big Ten opener.
- Penn State held Rutgers to 43 yards of rushing, the fewest since giving up just 33 yards to Maryland last season.

GREAT HOME START

With five consecutive victories in five consecutive home games, the Nittany Lions are off to their best home start since 2008. It is also their fourth 5-0 home start since 2000 (2005, 2007, 2008, 2015).

FIVE IN A ROW AT HOME

- The Nittany Lions are playing consecutive games away from home this season for the first time.
- Penn State previously hosted the first five-game homestand at Beaver Stadium, the first overall since 1922 and the third in program history.
- Penn State has swept all three five-game homestands for a 15-0 record.
- This season's included wins over Buffalo (27-14, Sept. 12), Rutgers (28-3, Sept. 19), San Diego State (37-21, Sept. 26), Army (20-14, Oct. 3) and Indiana (29-7, Oct. 10).
- An average of 99,344 fans attended each game to rank Penn State sixth in the nation in attendance. The Army game was a sellout.
- Penn State had last played five consecutive home games in 1922, going 5-0 with wins over St. Bonaventure (54-0), William & Mary (27-7), Gettysburg (20-0), Lebanon Valley (32-6) and Middlebury (33-0).
- The Nittany Lions also hosted five-straight home contests in 1920. Penn State also was perfect in those games with wins over Muhlenberg (27-7), Gettysburg (13-0), Dartmouth (14-7), NC State (41-0) and Lebanon Valley (109-7). The 109 points scored against Lebanon Valley still stand as the program's game scoring record.
- While Beaver Stadium had never seen five consecutive home games previously, it has hosted four in a row five times, doing so in 1977, 1982, 1986, 2002 and 2009.

SPECIAL TEAMS ARE SPECIAL

- Placekicker **Joey Julius** ranks 12th in the nation and second in the Big Ten with a .900 field goal percentage. **See National Nits on Page 16**
- Against SDSU, Julius booted a career-long 40-yard field goal in the first quarter. His previous long was 34 yards against Temple. Julius set a career-high with three field goals in the game.
- Against Rutgers, **Chris Gulla** took over the starting punting job for the Nittany Lions against Rutgers and helped Penn State to control field position as he averaged 41.0 yards per punt. He also dropped all five of his punts inside the 20-yard line.
- The punting average was the highest for the Nittany Lions since averaging 48.8 yards per punt against Akron last season.
- His five punts downed inside the 20-yard line equal the total number by the Nittany Lions last season and are the most in a single game since having six punts inside the 20 against Nebraska in 2013.
- Penn State saw success in all three phases of the game in its win over Buffalo, including a pair of big returns on special teams. The game had an electrifying start as redshirt freshman **Nick Scott** returned the opening kickoff 58 yards to the Buffalo 42. It was the longest kickoff return for Penn State since Chaz Powell had a 92-yard return against Purdue in 2011.
- Classmate **DeAndre Thompkins** returned a punt 58 yards, on which he was barely tripped up by UB punter Tyler Grassman on a diving play, preventing him from reaching the end zone. It was the longest punt return by a Nittany Lion since Derrick Williams' 63-yard punt return for a TD at Wisconsin in 2008.
- Thompkins' return was also the longest non-scoring punt return since Mike Archie had a 62-yard return at Michigan State in 1993.
- The last time that Penn State had both a punt return and kick return of at least 58 yards in the same game was against Notre Dame in 2007. In that game, Derrick Williams had a 78-yard punt return for a touchdown and A.J. Wallace had a 68-yard kickoff return.

BLACKNALL GOES DEEP

- Sophomore wide receiver **Saeed Blacknall** had a career-best 101 yards receiving against San Diego State, doing so on just four receptions. His previous best was 34 yards against Ohio State last year.
- Blacknall had career-long 46- and 45-yard receptions to obliterate his previous single-game standard. His previous long was a 24-yard reception last year against Ohio State.

See Career Highs on Page 27



FAMILIAR FOES FOR FRANKLIN

- Head coach **James Franklin** is 5-2 against opponents he has faced as a head coach at both Vanderbilt and Penn State.
- Against Army, Franklin guided Vanderbilt to a 44-21 victory over the Black Knights in 2011 - his first season as head coach, and did the same with Penn State in 2015, 20-14.
- Franklin guided Vanderbilt to victories over UMass in 2012 and 2013, and led Penn State past UMass in 2014.
- Franklin's Commodores lost to Northwestern in 2012 and the Nittany Lions were defeated by the Wildcats in 2014. Penn State will travel to Northwestern Nov. 7.

HOME SWEET HOME

- With a 270-71 all-time record in Beaver Stadium, PSU boasts the eighth-best winning percentage (.792) in its current home venue amongst current FBS schools, and leads the Big Ten. Ohio State ranks eighth overall with a 422-110-20 (.783) mark in Ohio Stadium, which was built in 1922. Only Alabama (.817) and Auburn (.795) boast higher winning percentages than Penn State in facilities older than Beaver Stadium. Baylor leads the country with a perfect 9-0 mark in the brand new McLane Stadium (2014).

School	Stadium Name (Opened)	Rec	Win %
1. Baylor	McLane Stadium (2014)	9-0	1.000
2. Marshall	Edwards Stadium (1991)	146-26	.849
3. Ga. Southern	Paulson Stadium (1984)	184-33	.848
4. Boise State	Albertsons Stadium (1970)	247-51	.829
5. Alabama	Bryant-Denny Stadium (1929)	242-53-3	.817
6. Oklahoma	Oklahoma Memorial (1923)	377-84-15	.808
7. Auburn	Jordan-Hare Stadium (1939)	305-76-7	.795
8. Penn State	Beaver Stadium (1960)	270-71	.792
9. Ohio State	Ohio Stadium (1922)	422-110-20	.783
10. Tennessee	Neyland Stadium (1921)	451-123-17	.777

GROUNDLED

- Army's one pass attempt was the fewest against Penn State since at least 1966.
- The Nittany Lions recorded more sacks (3) than Army had passing attempts (1) or completions (1).
- Army's one pass completion is the fewest against the Nittany Lions since Ohio State had one completion in 1976. Since 1966, today's game marked just the fourth time a Penn State opponent had zero or one completions.
- Army was 1-of-1 passing for 32 yards. The one completion is tied for the fewest by a team in FBS this year (by Georgia Southern vs. Western Michigan). The Black Knights' one pass attempt are the fewest by an FBS team this season.
- Army's 32 passing yards are the fewest against the Nittany Lions in the Big Ten era (since 1993).
- Army was the first Penn State opponent with fewer than 10 pass completions and 10 attempts since Ohio State in 2004 (6-of-8, 59 yards).
- Nebraska in 2003 was the last Penn State opponent with fewer than five completions (4-of-6, 60 yds).

SOLD OUT!

The Penn State-Army West Point Military Appreciation Day game was a sellout of 107,387, marking the first non-conference game to sellout since Alabama visited Happy Valley in 2011. The sellout included tickets requested through the Seats for Servicemembers program. Servicemembers from as far away as California, Texas and Washington signed up to receive donated tickets purchased by Penn State alumni, fans and businesses.

ZETTEL NAMED BIG TEN CO-DEFENSIVE PLAYER OF THE WEEK

- DT **Anthony Zettel** made a career-high seven tackles against SDSU, surpassing his previous career-high of six tackles on three occasions (last vs. BC in 2014 Pinstripe Bowl).
- Zettel also made the second fumble recovery of his career.
- It is the first time he received the honor.
- He is the first PSU defender to win the honor since **Trevor Williams** did Sept. 15, 2014.
- Penn State and Michigan State were the only teams with honorees in three of the first four weeks. **Saquon Barkley** was named the co-freshman of the week each of the past two weeks.

AVOIDING TURNOVERS AND SACKS

- Minimizing turnovers and sacks are extremely important to the success of an offense, and the Nittany Lions were able to avoid both against Buffalo. Penn State had zero turnovers for the first time since having none against Massachusetts last season, and did not allow a sack for the first time since the win at Wisconsin in 2013.
- The 2013 Wisconsin game was also the last time Penn State posted zeroes in both categories.
- Penn State surrendered an interception against Rutgers, but avoided giving up a sack for a second consecutive game - a feat not accomplished since 2011 against Ohio State and Wisconsin.
- The offensive line was recognized for the Joe Moore Honor Roll for Week 3 for its performance against Rutgers.

NO NAMES. ALL GAME.

The Penn State football program announced in July that it would remove the names from the backs of its jerseys beginning this season. In 2012, the Penn State coaching staff felt that something needed to be done to honor those student-athletes who kept their promise to play for Penn State after the NCAA handed down sanctions on the program, and decided to place the name of each player on the back of their uniform. It was something that had never been done in the 126-year history of the program, but was symbolic. The decision to remove the names from the jerseys was made to pay homage to the history of Penn State football and return to the tradition that represented Penn State for 125 years.

BARKLEY NAMED BIG TEN CO-FRESHMAN OF THE WEEK TWICE

Freshman running back **Saquon Barkley** was named the Big Ten Co-Freshman of the Week for two consecutive weeks (9/14, 9/21), as he managed to surpass his breakout game against Buffalo with a 195-yard, two-touchdown performance against Rutgers (9/19) in his Big Ten debut.

- It was the most yards for a PSU true freshman rusher since Eric McCoo (206 yds. vs Michigan State) in 1998 and the most for any PSU rusher since Bill Belton (201 yds. at Illinois) in 2013. Barkley was particularly strong in the second half, totaling 140 yards and a touchdown on 11 rushes.
- Barkley ran for 119 yards on seven carries in the fourth quarter, marking second-straight game that he had a quarter with 100 or more yards.
- His first touchdown run in the game came in Penn State's 21-point second quarter from 15 yards out. The Scarlet Knights tried to claw back into the game in the fourth quarter with a field goal to make the game 21-3, but Barkley answered with a 54-yard run on the first play of the ensuing drive and a 16-yard touchdown run on the very next play. Barkley also had a 40-yard run in the game.
- Barkley turned in a 115-yard performance against Buffalo. He became the first PSU true freshman to rush for more than 100 yards in a game since Silas Redd had 131 yards on 11 carries and scored one touchdown against Northwestern in 2010.
- Barkley helped swing the momentum in Penn State's favor on their first possession of the fourth quarter, as he broke off back-to-back runs totaling 50 yards.
- Barkley provided a spark off of the bench in the second half for the Nittany Lions, averaging 9.6 yards per carry in the win over the Bulls. He reeled off 101 of his 115 yards on eight fourth-quarter carries. He later found the end zone for the Lions final score and his first collegiate touchdown.

GRADUATION SUCCESS RATE

- Penn State's 87 percent graduation success rate was second-highest in the Big Ten and tied for No. 13 overall among the nation's 128 FBS institutions, according to 2014 NCAA data. The figure was tied for the football program's second-highest graduation rate (with 2011);
- The Nittany Lions' GSR was also tied for No. 5 among all public FBS institutions. It was 16 points higher than the 71 percent FBS average and was second to Northwestern among Big Ten institutions, according to the NCAA.

BEN KLINE SCHOLAR-ATHLETE

KLINE SEES GAME ACTION

Penn State senior linebacker **Ben Kline** saw his first game action since the 2013 contest at Minnesota (11/9/13). Kline was injured in that game and also missed the entire 2014 season.

KLINE NAMED TO ALLSTATE AFCA GOOD WORKS TEAM

Ben Kline has been selected to the Allstate, American Football Coaches Association (AFCA) Good Works Team. He is among the 11 FBS and 22 overall honorees for their contributions to the community. In its 24th year, the Allstate AFCA Good Works Team® is comprised of athletes who have used their limited free time to perform inspirational acts of service.

Fans can vote for Kline to become the 2015 Allstate AFCA Good Works Team® Captain at ESPN.com/Allstate through November 25, 2015. The Team Captain and his fellow award recipients will be invited to New Orleans to participate in a community project before the 2016 Allstate® Sugar Bowl®.

Kline has served as the President of Penn State's Uplifting Athletes chapter for the last two years.

The Seven Valley native has also been involved in THON and Special Olympics during his time at Penn State. He is also the co-founding a student organization this summer that benefits an orphanage in Kenya. The orphanage has an academic partnership with Penn State, and Kline's organization supports that relationship. Additionally, Kline is a nominee for an American Rhodes Scholarship.

Kline is also a two-time CoSIDA Academic All-District choice and two-time Academic All-Big Ten honoree. He posted a perfect 4.0 GPA during the 2011 summer session and 2013 spring semester. Kline has posted a 3.50 GPA or higher in 11 of his 12 semesters on campus, including summer semesters and is a six-time Dean's List selection. He graduated with his degree in finance in December 2014 with a 3.76 cumulative GPA, in just three and a half years. Has begun work on his master's degree in international affairs. Additionally, Kline is a member of the Lion's Paw Senior Honor Society, a prestigious Student-Leadership Senior Honor Society with 14 members from the 2015 graduating class.

KLINE RHODES SCHOLAR NOMINEE

Kline was nominated for the prestigious Rhodes Scholarship. Kline is presently taking graduate level courses in the Smeal College of Business after graduating in December 2014 with a degree in finance. The Rhodes Scholarships are the oldest and most celebrated international fellowship awards in the world. Each year 32 Americans are selected as Rhodes Scholars, through a decentralized process representing the 50 states and the District of Columbia. Penn State University has produced two Rhodes Scholars in its history.

UPLIFTING ATHLETES REACHES \$1 MILLION RAISED FOR KIDNEY CANCER RESEARCH

One Cause. One Program. Together Uplifting Athletes and Penn State have stood the test of time.

- Under the guidance of current Chapter President **Ben Kline** and his leadership team, the Penn State Chapter raised a record \$120,000 this past year for kidney cancer research.
- Thanks to the ongoing support of the Penn State and State College communities for the past 13 years, the Penn State Chapter has now raised more than \$1.12 million. Penn State was the first Uplifting Athletes Chapter to reach the \$1 million milestone.
- Each of the last five Lift for Life events have raised in excess of \$100,000.
- As the single largest donor to the Kidney Cancer Association, the funds raised from the Penn State Chapter has helped bring eight new treatments to market in the last 13 years.

And what started at Penn State has sparked a movement that is growing nationwide, as 24 other college football programs have formed Uplifting Athletes Chapters - including half the Big Ten, ACC and at least one chapter in each major FBS conference.



@PennStateFBall



PSUFBall

2015

PSUnrivaled.com

GoPSUsports.com

END OF AN ERA

END OF AN ERA

Just six players - **Kyle Carter, Ben Kline, Angelo Mangiro, Carl Nassib, Matt Zanellato, and Anthony Zettel** - remain on the Penn State roster that played under all three permanent head coaches from 2011 to today. All six redshirted as true freshmen in 2011.

SHORT ON SENIORS

As Penn State rebuilds its depth, the team will have just 13 seniors on the roster. The total ties for the ninth-fewest in FBS. Just five seniors are at offensive skill positions.

Fewest Seniors for 2015

Wake Forest - 6
UCF - 9
Vanderbilt - 9
Old Dominion - 10
Pitt - 10
Eastern Michigan - 11
NC State - 11
Colorado - 12
Penn State - 13
Tulane - 13
NIU - 13
Louisville - 13
Arkansas - 13
Nevada - 13
Oregon State - 13
Purdue - 13

Fewest Seniors at Off. Skill Positions (QB, RB, WR, TE)

UCF - 0
Kentucky - 1
Nevada - 1
Old Dominion - 1
Pitt - 1
Syracuse - 1
Wake Forest - 1
Colorado - 2
Eastern Michigan - 2
Minnesota - 3
Ohio St. - 3
Purdue - 3
Washington State - 3
Arkansas - 4
Baylor - 4
Boston College - 4
San Diego St. - 4
San Jose St. - 4
Penn State - 5
Fresno St. - 5
NC State - 5

ZETTEL NAMED CANDIDATE FOR SENIOR CLASS AWARD

Senior defensive tackle **Anthony Zettel** has been selected as one of 30 candidates for the Senior CLASS Award for college football. To be eligible for the Senior CLASS Award, a student-athlete must have notable achievements in four areas of excellence - community, classroom, character and competition.

An active member of the team off the field, Zettel is the sergeant at arms of Penn State's Uplifting Athletes, helping the chapter raise more than \$1 million for kidney cancer treatment and research since the first Penn State Lift for Life was held in 2003. A kinesiology major, Zettel is scheduled to complete his degree in December.

An acronym for Celebrating Loyalty and Achievement for Staying in School®, the Senior CLASS Award focuses on the total student-athlete and encourages students to use their platform in athletics to make a positive impact.

The 30 candidates will be narrowed to 10 finalists midway through the regular season, and those 10 names will be placed on the official ballot. Ballots will be distributed through a nationwide voting system to media, coaches and fans, who will select one candidate who best exemplifies excellence in the four Cs of community, classroom, character and competition. The Senior CLASS Award winner will be announced in early January.

ZETTEL TRENDING

Start typing "Anthony Zettel" into Google, and the search engine is likely to guess you want to search for "Anthony Zettel tree." While the first-team All-B1G made his presence known to opposing offenses last season, he made his presence known on social media this summer.

- The fun started when classmate **Jordan Dudas** uploaded an Instagram video (https://instagram.com/p/2wckHvKnnH/?taken-by=dudas_5) of Zettel tackling a tree in May. It went viral amongst many national media outlets.
- At Big Ten media days, Zettel demonstrated various animal sounds, including a dying pig and a velociraptor (<http://espn.go.com/video/clip?id=espn:13423037>).
- Zettel went viral again at the start of preseason camp, as freshman **Nick Bowers** tweeted a video (<https://twitter.com/Nbowers28/status/630543701358592004>) of Zettel roundhouse kicking a full water bottle held by a teammate near the ceiling of the locker room in the Lasch Building. Luckily, nearby freshman **Saquon Barkley** was attentive and ducked to avoid the fast-moving object.
- The attention earned Zettel an appearance on SportsCenter with Chris McKendry and Cari Champion in August. He closed the appearance doing a bigfoot impression.

SEVEN LIONS HAVE PENN STATE HERITAGE

Seven members of the 2015 Penn State football squad have ties to current or former Nittany Lion players, coaches or staff.

- Redshirt sophomore guard **Evan Galimberti** is the son of Mark Galimberti, who was a manager for the Nittany Lion football program and graduated in 1988.
- Junior wide receiver **Gregg Garrity's** father, Gregg (1980-82), and grandfather, Jim (1952-54), lettered at Penn State. Gregg Sr. made one of the iconic plays in Penn State football history with his diving TD catch to help beat Georgia in the 1983 Sugar Bowl for the Nittany Lions' first National Championship. The youngest Garrity changed his number to 19 during spring practices to honor his father.
- Redshirt senior offensive lineman **Kevin Reihner** joins the Nittany Lions this season after graduating from Stanford in March. He is the son of George Reihner, who was an offensive and defensive tackle at Penn State (1974-77) and played for the Houston Oilers. Additionally, Reihner's uncle, John, was a kicker for the Nittany Lions (1972-75). Kevin Reihner will don the number 68 in honor of his father.
- Freshman safety **John Petrishen's** great grandfather, Pop Ellwood (lettered in 1923), and great uncle, Bill Ellwood (lettered 1937-38), played football at Penn State.
- Freshman wide receiver **Tyler Shoop** is the son of defensive coordinator Bob Shoop.
- Redshirt sophomore safety **Brian Tomasetti** is the son of Rich Tomasetti, who played for Penn State.
- Chappie Hill, a letterman on the 1956 Penn State football team, is the great uncle of freshman tackle **Sterling Jenkins**.

FATHER-SONS

Defensive coordinator **Bob Shoop** is not the only Penn State coach who's son is helping the team. Shoop's son Tyler is a wide receiver on the team, and **Trey Hand**, the son of offensive line coach **Herb Hand**, is serving as a team manager.

SIXTEEN FIRST-TEAM ACADEMIC ALL-AMERICANS IN PAST NINE YEARS

Penn State has earned a nation's-best 18 Capital One/CoSIDA Academic All-Americans® over the past nine years, with 16 first-team honorees. In 2013, guard John Urschel became the 11th Nittany Lion to attain first-team Academic All-America honors twice.

Penn State has had 63 CoSIDA Academic All-Americans® all-time, to rank No. 3 nationally among FBS programs. The Penn State football team has had at least one first-team Academic All-American® in 10 of the past 13 seasons (19 overall first-team selections since 2002).

In 2014, defensive end Brad Bars, safety Ryan Keiser and kick snapper **Tyler Yazujian** Academic All-District® selection. The three selections for the Nittany Lions were second-highest among the FBS and FCS institutions in the six states the comprise District II. Penn State led all District II FBS and FCS institutions with nine CoSIDA Academic All-America® nominations.

51 NITTANY LIONS COMPILE 3.0 OR HIGHER GPA DURING SPRING SEMESTER

The Penn State football team produced a record-setting academic performance during the 2015 spring semester with 51 squad members earning at least a 3.0 grade-point average. This marks the first time in program history that the Nittany Lions have had more than 50 student-athletes with a 3.0 or better in the spring semester. The 51 Nittany Lions with a 3.0 or higher tie for the second-highest total in program history.

A total of 18 Nittany Lions earned Dean's List recognition in the spring semester with a 3.5 or higher GPA with at least 12 credit hours. Overall, 44 football student-athletes own a 3.0 cumulative GPA or higher after the spring semester with 19 posting a 3.5 cumulative GPA or higher.

The 51 football student-athletes with 3.0 semester GPA or higher trails only the record 55 honorees from the 2008 fall semester and ties the mark set in the 2015 fall semester. The mark is also an improvement from the 46 student-athletes with a 3.0 or higher GPA in the 2014 spring semester.

Ryan Keiser, who was a 2014 CoSIDA Academic All-District® selection, posted a perfect 4.0 GPA in the spring while working on his graduate degree. Fellow CoSIDA Academic All-District® selection, **Tyler Yazujian** notched a 3.90 GPA in the spring to bring his cumulative GPA to an impressive 3.86.

Among the Nittany Lions to make the Dean's List in the spring semester were: Keiser, Yazujian cornerback **Kyle Alston**, Gordon Bentley, wide receiver **Saeed Blacknall**, long snapper Sean Corcoran, guard **Evan Galimberti**, wide receiver **Gregg Garrity**, tight end/h-back **Mike Gesicki**, kicker/punter **Chris Gulla**, linebacker **Ben Kline**, center **Angelo Mangiro**, linebacker **Troy Reeder**, fullback **Dom Salomone**, fullback **Brandon Smith** and running back **Johnathan Thomas**.

LASCH RENOVATION PLAN UNVEILED

Plans to renovate the Louis and Mildred Lasch Football Building have been unveiled by Penn State Athletics. The Lasch Renovation, a multi-phased project, will allow Penn State football to provide the resources it needs to recruit and support the nation's most talented student-athletes. The first two phases of this renovation include the addition of a nutrition bar, as well as upgrades to the team auditorium, lobby, locker room, hydrotherapy room and an expanded equipment room.

The Lasch Lobby will have a 21st century design that will be powerful and progressive in a clean, classic Penn State way. The lobby will feature an awards area that will recognize the history and accomplishments of the Penn State football program, while the team auditorium, will showcase the Penn State football core values and team imagery displayed throughout the room.

The locker room concept will continue the classic Penn State theme and feature a new ceiling design with an integrated logo, new carpet, new multi-functional lockers, multi-tiered lighting controls and a video wall.



OVERTIME OVER TIME

College football introduced overtime during the bowl season in 1995 and adopted the system for regular season games in 1996.

- Since then, Penn State has played 11 overtime games, including five over the past two seasons.
- Seven of the 11 overtime tilts have come at home, two in true road games, one in the 2006 Orange Bowl and one in the 2014 PinStripe Bowl.
- Their first two overtime contests came vs. Iowa in 2000 and 2002 at home.
- The Nittany Lions dropped their first three contests that went to the extra period, but won five straight overtime contests before falling to Nebraska on Nov. 23, 2013.

Penn State's all-time overtime games:

Date	Opponent	Score
11/4/00	IOWA (2OT)	L, 23-26
9/28/02	IOWA	L, 35-42
10/12/02	at Michigan	L, 24-27
1/3/06	vs. Florida State (3OT) ¹	W, 26-23
10/7/06	at Minnesota	W, 28-27
11/24/12	WISCONSIN	W, 24-21
10/12/13	MICHIGAN (4OT)	W, 43-40
11/2/13	ILLINOIS	W, 24-17
11/23/13	NEBRASKA	L, 20-23
10/25/14	OHIO STATE (2OT)	L, 24-31
12/27/14	vs. Boston College ²	W, 31-30

1 - Orange Bowl, 2 - PinStripe Bowl

FUTBOL?

Many of the Nittany Lion kicking specialists have strong soccer backgrounds, with two earning opportunities to play Division I soccer.

- Redshirt freshman **Joey Julius** turned down a Division I soccer scholarship to walk-on as a kicker at Penn State. Julius kicked for the Lower Dauphin H.S. football team, earning all-state honors twice, but also played for a travel soccer team for four years. He started the 2015 opener, converting his lone field goal attempt.
- Redshirt freshman **Robby Liebel** earned multiple soccer scholarship offers from top Division I programs, received invitations to the U.S. Soccer Development Academy from 2011-14 and was rated as the top goalkeeper in the state of Florida, but elected to walk-on at Penn State. Liebel did not receive any formal instruction in football kicking until after his senior season of high school, but served as both a kicker and punter at IMG Academy during his final two prep campaigns.
- Unlike Julius, redshirt sophomore **Tyler Davis** did not play a snap of football in high school, as the former soccer standout at St. Charles (Ill.) North High School and two-year member of the U.S. Soccer Development Academy was a highly-touted recruit and even named the *Chicago Sun-Times* Player of the Year after his junior year. He went on to play at Bradley University, appearing in 12 contests as a freshman in 2013, scoring the game-winning, golden goal in his first career game.
- Redshirt freshman **Nick Boumerhi** was a three-year letterwinner in soccer at Philippsburg-Osceola High School, but kicked for the football team as a junior and senior. He was only the full-time kicker during his senior season and garnered first-team all-conference honors.

PENN STATE IN 23RD BIG TEN SEASON

After 106 years as an independent in football, Penn State began play in the Big Ten Conference in 1993 and is playing its 23rd season in the conference. The Nittany Lions were Big Ten Champions in 1994, beating Oregon to win the 1995 Rose Bowl, and played USC in the 2009 Rose Bowl.

The Nittany Lions began Big Ten play against division foe Rutgers for the second straight season, and finish the regular season once again against Michigan State, this time traveling East Lansing for the Nov. 28 game. Penn State will also play divisional opponents Indiana (Oct. 10) and Michigan (Nov. 21) and non-divisional opponent Illinois (Oct. 31) at home.

The road schedule features divisional opponents Ohio State (Oct. 17) and Maryland (Oct. 24), while Penn State also travels to face non-division opponent Northwestern (Nov. 7).

This is the final season of the Big Ten playing an eight-game schedule. The conference will move to a nine-game slate starting in 2016.

B1G OPENERS OVER THE YEARS

- Penn State owns an 11-12 in Big Ten opening contests. Fourteen of the Nittany Lions' 22 B1G openers have come on the road (7-7).
- Penn State has defeated Rutgers in its Big Ten opener in each of the past two seasons. Both contests came in Week 3 of the season, making the games the earliest Big Ten openers for Penn State since it opened the 1993 and 1994 seasons with Big Ten games. They hosted Minnesota on Sept. 4, 1993 (W, 38-20) and won at Minnesota on Sept. 3, 1994 (W, 56-3).
- Penn State has played Wisconsin more than any other team to open Big Ten play. The Nittany Lions and Badgers have met four times to open B1G play.
- The Nittany Lions have also played Illinois (3), Indiana (3), Iowa (3), Michigan (1), Minnesota (3), Northwestern (1), Ohio State (3) and Rutgers (2) in Big Ten openers.

HOME OPENER HISTORY

- Penn State's all-time record in home openers is 115-13-1 and 47-9 in Beaver Stadium.
- Penn State has won 13 out of its last 14 and its last three consecutively, defeating Buffalo, 27-14 (2015); Akron, 21-3 (2014) and Eastern Michigan, 45-7 (2013).

PENN STATE SEASON OPENERS

The Nittany Lions now own a record of 106-21-2 in opening games.

- The 2015 opener was the third consecutive away from home for the Lions. It was also the first time the Lions have opened the season with a true road game since opening at Minnesota in 1994.
- It was the first time Penn State had opened three consecutive seasons away from Beaver Stadium since the 1971-73 seasons.
- The next four season openers (2016, Kent State; 2017, Akron; 2018, Appalachian State; and 2019, Idaho) will all take place in Beaver Stadium.
- Despite a 27-10 loss at Temple this season, the Lions have still won 12 out of their last 14 openers.
- Penn State's longest streaks of winning their season openers are: 12 (1919-30), 11 (1893-1903), 10 (1973-82; 2002-11), 9 (1909-17), 7 (1942-48).
- Penn State has only lost consecutive season openers twice in school history; 1964-65, 1989-90, 2000-01. They have never lost three consecutive season openers.
- The Nittany Lions went unbeaten from 1909-30, winning 20-of-21 season openers. They tied Wissahickon Barracks, 6-6, in 1918 and the streak was stopped by Waynesburg, a 7-0 setback, in 1931.

FORTY LETTERMEN RETURN

Penn State returns 40 lettermen from last year's New Era PinStripe Bowl championship squad — 20 on defense, 17 on offense and three specialists. Additionally, three lettermen return from the 2013 squad after missing 2014. Of the 40 lettermen returning, 29 have starting experience — 15 on offense, 13 on defense and the starting punter.

The Nittany Lions lost the services of 18 letterwinners — 10 on defense, seven on offense and the starting placekicker.

FIFTEEN STARTERS ARE BACK IN THE FOLD

The Nittany Lions return 15 starters — eight on offense and seven on defense. Fourteen additional players have starting experience — seven on offense, six on defense and a punter.

Among the returning starters are All-American defensive tackle **Anthony Zettel**, Freshman All-Americans **DaeSean Hamilton** and **Andrew Nelson**, along with four others that received honorable-mention All-Big Ten honors: defensive tackle **Austin Johnson**, cornerback **Jordan Lucas**, center **Angelo Mangiro** and cornerback **Trevor Williams**. That group also includes Big Ten All-Freshman Team honorees safety **Marcus Allen**, wide receiver **Chris Godwin** and punter **Daniel Pasquariello**.

NINE GAME BIG TEN SLATE IN 2016

Big Ten teams will play eight conference games this season, but a nine-game conference schedule starts in 2016. The Nittany Lions will play their six East Division rivals and three West Division teams that rotate starting in 2016. PSU and all East teams will have five Big Ten home games in 2016 and in even-numbered years thereafter.

NFL STADIUMS**PENN STATE REGULAR SEASON GAMES IN VENUES WITH NFL TENANTS**

Sept. 5, 2015	L, 10-27	at Temple
Aug. 31, 2013	W, 23-17	Lincoln Financial Field vs. Syracuse MetLife Stadium
Sept. 27, 2011	W, 14-10	at Temple Lincoln Financial Field
Nov. 20, 2010	W, 41-24	vs. Indiana FedEx Field
Nov. 10, 2007	W, 31-0	at Temple Lincoln Financial Field
Oct. 28, 2000	W, 27-24	vs. Indiana RCA Dome
Aug. 27, 2000	L, 5-29	vs. USC Giants Stadium
Sept. 21, 1996	W, 41-0	vs. Temple Giants Stadium
Aug. 25, 1996	W, 24-7	vs. USC Giants Stadium
Sept. 23, 1995	W, 59-34	vs. Rutgers Giants Stadium
Oct. 3, 1992	W, 38-24	vs. Rutgers Giants Stadium
Nov. 9, 1991	W, 47-7	vs. Maryland Memorial Stadium
Oct. 5, 1991	W, 24-7	vs. Temple Veterans Stadium
Aug. 28, 1991	W, 34-24	vs. Georgia Tech Giants Stadium
Nov. 11, 1989	T, 13-13	vs. Maryland Memorial Stadium
Oct. 7, 1989	W, 17-0	vs. Rutgers Giants Stadium
Oct. 1, 1988	W, 45-9	vs. Temple Veterans Stadium
Nov. 7, 1987	W, 21-16	vs. Maryland Memorial Stadium
Sept. 26, 1987	W, 27-17	vs. Boston College Sullivan Stadium (Foxboro)
Sept. 20, 1986	W, 26-14	vs. Boston College Sullivan Stadium (Foxboro)
Nov. 9, 1985	W, 31-10	vs. Cincinnati Riverfront Stadium
Sept. 28, 1985	W, 17-10	vs. Rutgers Giants Stadium
Sept. 29, 1984	L, 3-28	vs. Texas Giants Stadium
Oct. 29, 1983	L, 17-27	vs. Boston College Sullivan Stadium (Foxboro)
Oct. 1, 1983	W, 36-25	vs. Rutgers Giants Stadium
Sept. 24, 1983	W, 23-18	vs. Temple Veterans Stadium
Aug. 29, 1983	L, 6-44	vs. Nebraska Giants Stadium
Nov. 15, 1980	W, 50-7	vs. Temple Veterans Stadium
Oct. 20, 1979	W, 35-7	vs. Syracuse Giants Stadium
Sept. 1, 1978	W, 10-7	at Temple Veterans Stadium
Sept. 2, 1977	W, 45-7	vs. Rutgers Giants Stadium
Nov. 26, 1976	L, 7-24	vs. Pitt Three Rivers Stadium
Oct. 30, 1976	W, 31-30	vs. Temple Veterans Stadium
Nov. 22, 1975	W, 7-6	vs. Pitt Three Rivers Stadium
Nov. 28, 1974	W, 31-10	vs. Pitt Three Rivers Stadium
Oct. 24, 1959	W, 20-9	vs. Illinois Cleveland Municipal Stadium
Dec. 2, 1950	W, 21-20	at Pitt Forbes Field
Nov. 15, 1947	W, 20-7	vs. Navy Memorial Stadium
Oct. 31, 1941	W, 42-0	at NYU Polo Grounds



@PennStateFBall



PSUFBall

2015

PSUrvaled.com

GoPSUsports.com

PENN STATE FOOTBALL SHOW

UNRIVALED: THE PENN STATE FOOTBALL STORY PRESENTED BY PEPSI PREMIERES

Penn State Athletics and WPSU Penn State are continuing their partnership this fall to produce the second season of "Unrivaled: The Penn State Football Story," Presented by Pepsi, a weekly preview show that will chronicle the Nittany Lions journey throughout the 2015 season.

WPSU Penn State is producing "Unrivaled: The Penn State Football Story" Presented by Pepsi, which debuted September 3 in some markets and aired on WPSU-TV, across the Commonwealth and in numerous markets in the Mid-Atlantic and Northeast (see affiliates and schedule below).

Fans are encouraged to check local listings for possible schedule changes, particularly for the first episode and final episode, which will air during Thanksgiving week.

The program provides a fast-paced, intimate look inside the Nittany Lion football program. It will include a look at game week preparation, an all-access look at the coaching staff and visits with selected players on and off the field throughout the season.

The coverage also may include a review of the previous week's game with highlights, sideline and locker room coverage. An enhanced game highlight package from each week's game can be found on the Penn State All-Access Channel on www.GoPSUsports.com for free every Sunday following a game.

WPSU Penn State is in its fourth year working with Penn State Intercollegiate Athletics to produce the Nittany Lion football team's weekly in-season TV show. "Penn State Football 2013 - The Next Chapter," was nominated for a Mid-Atlantic Emmy Award in 2013.

WPSU Penn State also works in partnership with Penn State Athletics to produce weekly in-season TV shows for men's basketball, "Penn State Basketball: In The Paint" and women's basketball, "Courtside with Coquese." "In The Paint" was nominated for a 2013 Mid-Atlantic Emmy Award. "Courtside with Coquese" received a Mid-Atlantic Emmy award in 2008 and was nominated for an Emmy in 2013.

Among the outlets carrying "Unrivaled: Penn State Football Story" Presented by Pepsi are:

- WPSU-TV, Ch. 3 (State College/Central Pa.) - Friday, 9 p.m.; Saturday, 11 a.m.
- WPSU PBS World (State College/Central Pa.) -- Friday, 6:15 p.m.
- WTAJ-TV, Ch. 10/32 (State College/Altoona/Johnstown) -- Friday (9/4) at 7 p.m.; remainder of the season Thursday, 7:00 p.m.
- WFMZ-TV (Allentown/Northeast Philadelphia) -- Saturday, 12:00 a.m. (ch. 69); Saturday, 11:30 a.m. (ch. 69.4)
- MASN (Baltimore-Washington, D.C.) - Thursday, 10:30 p.m.
- WFXP-TV, Ch. 66 (Erie) - Saturday, 6:30 a.m.
- WLYH-TV (Harrisburg/Lancaster/Lebanon/York) -- TBA (ch. 15); Saturday, 11:00 a.m. (EHP MyNet 21.2)
- CSN-Philadelphia (Philadelphia/New Jersey) - Thursday, 11 p.m.
- Root Sports (Western Pa./Eastern Ohio/West Virginia) - Friday, 4 p.m.
- WNEP2 (Scranton/Wilkes-Barre) - Thursday, 9:30 p.m.

WPSU Penn State serves central Pennsylvania and national audiences with programming, educational services and community outreach. This public media service produces, acquires and distributes programs that address local interests and reflect the diverse cultural, political, geographic and demographic characteristics of an audience within central Pennsylvania.

ZETTEL NAMED PRESEASON ALL-AMERICA

Senior defensive tackle **Anthony Zettel** earned preseason All-America honors from two publications, highlighted by a first-team nod on Phil Steele's Preseason All-America Team. Zettel also took home second-team preseason All-America honors from Athlon Sports.

After moving from defensive end to tackle in 2014, Zettel enjoyed his most productive season en route to fourth-team All-America honors by Athlon Sports and an All-Big Ten first-team pick by both the coaches and media. Zettel logged career-best totals with 17 tackles for loss and 8.0 sacks. His 16.0 career sacks rank tied for No. 15 in Penn State history and his 27.0 career TFLs are just five shy of entering the top 15 in the Penn State record books.

Zettel was the only FBS player to rank among the national leaders in sacks and interceptions per game in 2014. The athletic defensive lineman nabbed three interceptions, the most by a Penn State defensive lineman since at least 1959, to tie for the team lead in the category and added one forced fumble, one fumble recovery and eight pass deflections.

Honors & Awards on Page 12

THREE NAMED PRESEASON ALL-BIG TEN

Three Penn State players were selected first-team preseason All-Big Ten by national preview publications. Senior defensive tackle **Anthony Zettel** earned first-team all-conference recognition from Phil Steele, Lindy's and Athlon, while redshirt sophomore wide receiver **DaeSean Hamilton** was named first-team All-Big Ten by Phil Steele, Athlon and Sporting News. Senior safety **Jordan Lucas** rounded out the list of first-team preseason all-conference selections with a berth on Phil Steele's team.

Additionally, Hamilton was a second-team selection by Lindy's and Lucas claimed a second-team berth from Athlon. Junior linebacker **Nyeem Wartman-White**, junior defensive tackle **Austin Johnson** and junior running back **Akeel Lynch** also garnered preseason second-team all-conference accolades.

Honors & Awards on Page 12.

SIX BOWL TEAMS HIGHLIGHT SCHEDULE

The Nittany Lions are facing six teams that participated in a bowl game during the 2014 campaign, with the contingent compiling a 4-3 record in those games.

In Beaver Stadium, Penn State will face:

- **Rutgers** beat North Carolina, 40-21, in the Quick Lane Bowl.
- **San Diego State** suffered a one-point loss, 17-16, against Navy in the San Diego County Credit Union Poinsettia Bowl.
- **Illinois** fell to Louisiana Tech, 35-18, in the Zaxby's Heart of Dallas Bowl.
Penn State will travel to:
- **Ohio State** earned the No. 4 seed in the College Football Playoff and defeated Alabama, 42-35, in the Allstate Sugar Bowl and toppled Oregon, 42-20, in the College Football Playoff National Championship.
- **Maryland** dropped a 45-21 decision to Stanford in the Foster Farms Bowl.
- **Michigan State** bested Baylor, 42-41, in the Goodyear Cotton Bowl Classic.

PENN STATE NUMBER CHANGES

Several Lions are wearing new numbers, including **Mark Allen** (8), **Brandon Bell** (11), **Torrence Brown** (19), **Gregg Garrity** (19), **Brandon Johnson** (27), **Troy Reeder** (42), **Javon Turner** (28), **Kyle Vasey** (96) and **Daquan Worley** (4).

NITTANY LION POSITION CHANGES

Among the PSU players who played new positions during the spring: **Koa Farmer** (LB to S), **Jack Haffner** (RB to LB), **Charles Idemudia** (LB to TE/H), **Jordan Lucas** (CB to S), **Brendan Mahon** (T to C/G), **Dom Salomone** (FB to TE/H) and **Chasz Wright** (T to C/G).

2015 BIG TEN DIVISIONS (FOOTBALL ONLY):

East Division: Indiana, Maryland, Michigan, Michigan State, Ohio State, Penn State, Rutgers.

West Division: Illinois, Iowa, Minnesota, Nebraska, Northwestern, Purdue, Wisconsin.

ANOTHER SELLOUT FOR PENN STATE'S UNRIVALED STUDENT SECTION

The Penn State Student Section presented by The Apartment Store sold out more than 21,200 tickets, highlighted by an eight-minute sellout of the sophomore allotment. The sophomore and freshmen combined to sell out their allotments in 25 minutes, respectively. The Penn State Student Section presented by The Apartment Store has consistently sold out for four decades, showing the passion and dedication of Penn State students.

Penn State's proud and enthusiastic student section in Beaver Stadium is the nation's second-largest full season student ticket section of any school, for any sport.

ESPN's College Gameday and ESPN The Magazine ("The Nation's No. 1 Student section") are among the national media accolades for the Nittany Lions' loud and impactful student section.

HAM HONORED

The accomplishments of legendary Penn State football linebacker **Jack Ham** continue to stand out in the annals of college football history, as the Football Writers' Association of American (FWAA) named the Hall of Famer and current Penn State Sports Network broadcaster to its 75th Anniversary All-America Third Team in August.

The team celebrates the FWAA's All-America teams from near the end of World War II through the 2014 season. The FWAA, which was founded in 1941, has picked an annual All-America team since the 1944 season, making it the second-longest continuously selected team in major college football.

As a senior co-captain, Ham earned All-America honors in 1970 after making 91 tackles and intercepting four passes. He still shares a pair of defensive records for blocked punts: four in his career, three in his final season. Ham had 251 career tackles (143 solo).

Ham is the only Penn State product in both the college and professional football halls of fame.

PENN STATE SPORTS NETWORK AIRS ALL NITTANY LION GAMES; COACHES SHOW

Nearly 60 radio stations across Pennsylvania, Maryland, New Jersey, New York and Ohio are carrying Penn State football to fans throughout the Northeast this season on the Penn State Sports Network.

Steve Jones and Jack Ham are teaming up for their 16th season as the play-by-play voice and color analyst, respectively, on the Penn State Sports Network.

The football broadcasts begin 90 minutes before kickoff with the one-hour "Dietz & Watson Tailgate Show" with host Roger Corey, along with Jones and Ham. "The Penn State Bookstore Kickoff Show," a 20-minute conversation with Head Coach James Franklin follows, before Jones and Ham bring listeners the starting lineups, health reports, field conditions and late-breaking news in the final minutes leading up to kickoff.

The broadcasts conclude with the "Pennsylvania Propane Gas Association Postgame Show" featuring locker room interviews, game statistics, stars and plays of the game, as well as scores from around the nation.

All Penn State Sports Network broadcasts also can be heard via the Penn State Intercollegiate Athletics website: www.GoPSUsports.com.

The Penn State Sports Network is syndicated by Penn State Sports Properties, a property of Learfield Sports, one of the country's largest syndicators of college sports.

The network will also carries "The Penn State Coaches Show Presented by Pepsi" every Thursday throughout the season. The program also is carried live on GoPSUsports.com via Penn State All-Access.

The one-hour program takes place at LettermanS on East College Ave. in State College every Thursday at 6:05 p.m. from late August through mid-march.

For a complete listing of Penn State Sports Network affiliates, go to:

<http://www.gopsusports.com/ot/radio-tv.html>.



@PennStateFBall



PSUFBall

2015

PSUnrivaled.com

GoPSUsports.com

OFFENSIVE STARTERS

OPPONENT	LT	LG	C	RG	RT	TE	QB	RB	FB	WR	WR
at Temple	Palmer	Mahon	Mangiro	Gaia	Nelson	Gesicki	Hackenberg	Lynch	Wilkerson^	Polk	Hamilton
BUFFALO	Nelson	Dowrey	Mangiro	Gaia	Mahon	Gesicki	Hackenberg	Lynch	Wilkerson^	Godwin	Hamilton
RUTGERS	Palmer	Dowrey	Mangiro	Gaia	Mahon	Carter	Hackenberg	Lynch	Wilkerson^	Godwin	Hamilton
SAN DIEGO STATE	Palmer	Dowrey	Mangiro	Gaia	Mahon	Gesicki	Hackenberg	Lynch	Wilkerson^	Polk	Hamilton
ARMY WEST POINT	Palmer	Dowrey	Mangiro	Gaia	Mahon	Gesicki	Hackenberg	Allen	Wilkerson^	Godwin	Blacknall
INDIANA	Palmer	Mahon	Laurent	Gaia	Nelson	Gesicki	Hackenberg	Scott	Blacknall%	Godwin	Hamilton
at Ohio State	Palmer	Mahon	Mangiro	Gaia	Nelson	Gesicki	Hackenberg	Lynch	Wilkerson^	Godwin	Hamilton
vs. Maryland											
ILLINOIS											
at Northwestern											
MICHIGAN											
at Michigan State											

^ - Opened in a two TE set | % - Opened in a three WR set | \$ - Opened in a three TE set

DEFENSIVE STARTERS

OPPONENT	DE	DT	DT	DE	SLB	MLB	WLB	CB	S	S	CB
at Temple	Nassib	Zettel	Johnson	Sickels	Bell	Wartman-White	Cabinda	Reid	Allen	Lucas	Williams
BUFFALO	Nassib	Zettel	Johnson	Sickels	Walker	Cabinda	Reeder	Reid	Allen	Lucas	Williams
RUTGERS	Nassib	Zettel	Johnson	Sickels	Bell	Cabinda	Reeder	Haley	Allen	Lucas	Williams
SAN DIEGO STATE	Nassib	Zettel	Johnson	Sickels	Bell	Cabinda	Reeder	Haley	Allen	Golden	Williams
ARMY WEST POINT	Nassib	Zettel	Johnson	Sickels	Walker	Cabinda	Reeder	Haley	Apke	Lucas	Williams
INDIANA	Nassib	Zettel	Johnson	Sickels	Bell	Cabinda	Reeder	Haley	Allen	Lucas	Williams
at Ohio State	Nassib	Zettel	Johnson	Sickels	Bell	Cabinda	Reeder	Haley	Allen	Lucas	Williams
vs. Maryland											
ILLINOIS											
at Northwestern											
MICHIGAN											
at Michigan State											

^ - Opened in nickel defense

CAREER STARTS

Player	'12	'13	'14	'15	Total
Hackenberg (QB)	-	12	13	7	32
Lucas (CB/S)	-	12	12	6	30
Williams (CB)	1	7	12	7	27
Johnson (DT)	-	2	13	7	22
Zettel (DE)	-	2	13	7	22
Wartman-White (LB)	-	8	12	1	21
Mangiro (C)	-	-	13	6	19
Hamilton (WR)	-	-	13	6	19
Gaia (G)	-	-	12	7	19
Nelson (T/G)	-	-	13	4	17
Carter (TE/H)	2	4	9	1	16
Bell (LB)	-	1	10	5	16
Mahon (G/T)	-	-	9	7	16
Lewis (WR)	-	4	11	-	15
Marcus Allen (S)	-	-	7	6	13
Godwin (WR)	-	-	3	6	9
Cabinda (LB)	-	-	1	7	8
Nassib (DE)	-	-	-	7	7
Lynch (RB)	-	-	2	5	7
Gesicki (TE/H)	-	-	1	6	7

Player	'12	'13	'14	'15	Total
Sickels (DE)	-	-	-	7	7
Palmer (T)	-	-	-	6	6
Reeder (LB)	-	-	-	6	6
Dowrey (G)	-	-	1	4	5
Breneman (TE/H)	-	5	-	-	5
Wilkerson (TE/H)	-	-	-	5	5
Haley (CB)	-	-	-	5	5
Walker (LB)	-	-	1	2	3
Blacknall (WR)	-	-	1	2	3
Reid (CB)	-	-	-	2	2
Kline (LB)	-	2	-	-	2
Polk (WR)	-	-	-	2	2
Campbell (CB)	-	-	1	-	1
Golden (S)	-	-	-	1	1
Wooten Jr. (LB)	-	-	1	-	1
Mark Allen (RB)	-	-	-	1	1
Apke (S)	-	-	-	1	1
Scott (RB)	-	-	-	1	1
Laurent (C)	-	-	-	1	1

DEPTH CHART

OFFENSE

Wide Receiver (X)

12 Chris Godwin (6-1, 208, So./So.)
 13 Saeed Blacknall (6-2, 211, So./So.)
 84 Juwan Johnson (6-4, 213, Fr./Fr.)

Wide Receiver (Z)

7 Geno Lewis (6-1, 205, Sr./Jr.)
 80 Matt Zanellato (6-3, 210, Gr./Sr.)

Tight End/H-Back

88 Mike Gesicki (6-6, 255, So./So.)
 11 Brent Wilkerson (6-3, 250, Sr./Jr.)
 81 Adam Breneman (6-4, 245, Jr./So.)

Left Tackle

73 Paris Palmer (6-7, 302, Jr./Jr.)
 58 Chance Sorrell (6-5, 295, So./Fr.)

Left Guard

70 Brendan Mahon (6-4, 318, Jr./So.)
 53 Derek Dowrey (6-3, 321, Sr./Jr.)
 71 Albert Hall (6-4, 298, Sr./Jr.)

Center

66 Angelo Mangiro (6-3, 321, Gr./Sr.)
 55 Wendy Laurent (6-2, 294, Sr./Fr.)

Right Guard

72 Brian Gaia (6-3, 304, Sr./Jr.)
 68 Kevin Reihner (6-3, 313, Gr./Sr.)

Right Tackle

59 Andrew Nelson (6-6, 302, Jr./So.)
 60 Noah Beh (6-6, 294, So./Fr.)

Wide Receiver (F)

5 DaeSean Hamilton (6-1, 206, Jr./So.)
 3 DeAndre Thompkins (5-11, 185, So./Fr.)
 10 Brandon Polk (5-9, 170, Fr./Fr.)

Quarterback

14 Christian Hackenberg (6-4, 228, Jr./Jr.)
 9 Trace McSorley (6-0, 196, So./Fr.)
 4 Tommy Stevens (6-4, 211, Fr./Fr.)

Running Back

22 Akeel Lynch (5-11, 220, Sr./Jr.)
 26 Saquon Barkley (5-11, 222, Fr./Fr.)
 24 Nick Scott (5-11, 198, So./Fr.)
 8 Mark Allen (5-6, 181, So./Fr.)

Fullback

34 Dom Salomone (5-10, 242, Sr./Jr.)

DEFENSE

Defensive End

95 Carl Nassib (6-7, 272, Sr./Sr.)
 19 Torrence Brown (6-3, 250, So./Fr.)
 52 Curtis Cothran (6-5, 261, Jr./So.)

Defensive Tackle

98 Anthony Zettel (6-4, 284, Sr./Sr.)
 91 Tarow Barney (6-2, 306, Sr./Sr.)
 93 Antoine White (6-2, 292, So./Fr.)

Defensive Tackle

99 Austin Johnson (6-4, 323, Sr./Jr.)
 41 Parker Cothren (6-4, 302, Jr./So.)

Defensive End

90 Garrett Sickels (6-4, 258, Jr./So.)
 94 Evan Schwan (6-6, 256, Sr./Fr.)

Sam Linebacker

11 Brandon Bell (6-1, 231, Jr./Jr.)
 43 Manny Bowen (6-1, 200, Fr./Fr.)
 25 Von Walker (6-11, 219, Jr./Jr.)

Middle Linebacker

40 Jason Cabinda (6-1, 245, So./So.)
 8 Gary Wooten Jr. (6-2, 237, Sr./Jr.)
 38 Ben Kline (6-2, 230, Gr./Sr.)

Will Linebacker

42 Troy Reeder (6-1, 241, So./Fr.)
 33 Jake Cooper (6-1, 226, Fr./Fr.)

Cornerback

15 Grant Haley (5-9, 189, So./So.)
 29 John Reid (5-10, 186, Fr./Fr.)
 21 Amani Oruwariye (6-1, 205, So./Fr.)

Free Safety

2 Marcus Allen (6-2, 209, So./So.)
 28 Troy Apke (6-1, 198, So./So.)

Strong Safety

9 Jordan Lucas (6-0, 193, Sr./Sr.)
 6 Malik Golden (6-0, 205, Sr./Jr.)
 7 Koa Farmer (6-1, 222, So./Fr.)

Cornerback

10 Trevor Williams (6-0, 200, Sr./Sr.)
 1 Christian Campbell (6-1, 186, So./So.)
 12 Jordan Smith (5-10, 190, Jr./Jr.)

SPECIAL TEAMS

Punter

37 Chris Gulla (6-1, 199, Jr./So.) -OR-
 92 Daniel Pasquariello (6-1, 200, So./So.)

Kicker

99 Joey Julius (5-10, 259, So./Fr.)
 95 Tyler Davis (5-11, 186, Jr./So.)

Holder

37 Chris Gulla (6-1, 199, Jr./So.)
 93 Robby Liebel (6-2, 201, So./Fr.)
 16 Billy Fessler (5-11, 184, So./Fr.)

Long Snapper

44 Tyler Yazujian (5-11, 264, Sr./Jr.)
 41 Zach Ladonis (6-2, 228, Jr./So.)
 97 Nick Cox (6-0, 230, Fr./Fr.)

Kickoff Returners

10 Brandon Polk (5-9, 170, Fr./Fr.) -OR-
 24 Nick Scott (5-11, 197, So./Fr.)
 7 Koa Farmer (6-1, 222, So./Fr.)

Punt Returners

3 DeAndre Thompkins (5-11, 185, So./Fr.)
 8 Mark Allen (5-6, 184, So./Fr.)
 10 Brandon Polk (5-9, 170, Fr./Fr.)

PRONUNCIATIONS

Troy Apke Troy App-KEY
 Saquon Barkley SAY-kwon Barkley
 Tarow Barney Tuh-ROW Barney
 Noah Beh Noah BAY
 Saeed Blacknall Sah-eed Black-NALL
 Curtis Cothran Curtis CAW-thren
 Parker Cothren Parker CAW-thren
 Tom Devenney Tom De-VENN-ee
 Koa Farmer CO-uh Farmer
 Brian Gaia Brian GUY-ah
 Mike Gesicki Mike Geh-sick-E
 Malik Golden Mah-LEEek Golden
 Chris Gulla Chris GOO-la
 DaeSean Hamilton DAY-shawn Hamilton
 Colin Harrop Colin HAIR-up
 Zach Ladonis Zach Lah-DONN-iss
 Wendy Laurent Wendy Lah-RENT
 Brendan Mahon Brendan MANN
 Angelo Mangiro Angelo Man-JEER-oh
 Ayrone Monroe Air-en Monroe
 Carl Nassib Carl NAASS-ib
 Amani Oruwariye UH-monn-E O-rue-waar-ee-A
 Daniel Pasquariello Daniel pass-KAH-rello
 Kevin Reihner Kevin REE-nur
 Chance Sorrell Chance (Sore-ull)
 Tyler Yazujian Tyler YAZZ-oo-jee-an (soft j)
 Matt Zanellato Matt ZAN-uh-LOTT-oh
 Anthony Zettel Anthony ZET-tull

ASSISTANT COACHES



Bob Shoop
 Def. Coord./
 Safeties
 Booth



John Donovan
 Off. Coord./
 Tight Ends
 Booth



Charles Huff
 Special Teams Coord./
 Running Backs
 Field



Brent Pry
 Asst. Head Coach/
 Co-Def. Coord./LBs
 Field



Josh Gattis
 Asst. Special Teams
 Coord./Wide Receivers
 Field



Herb Hand
 Run Game Coord./
 Offensive Line
 Field



Ricky Rahne
 Pass Game Coord./
 Quarterbacks
 Field



Terry M. Smith
 Cornerbacks
 Field



Sean Spencer
 Defensive Line
 Field



@PennStateFBall



PSUFBall

2015

PSUnrivald.com

GoPSUsports.com

NUMERICAL ROSTER

NO.	NAME	POS.	CL./EL.	HT.	WT.	HIGH SCHOOL/COACH	HOMETOWN
1	Campbell, Christian *	CB	So./So.	6-1	186	Central/Woodrow Lowe	Phenix City, Ala.
2	Allen, Marcus *	S	So./So.	6-2	209	Dr. Henry A. Wise, Jr./Dalawn Parrish	Upper Marlboro, Md.
2	Kiley, Jake	WR	Sr./Jr.	6-0	183	New Hampton/Ed Kiley	Plymouth, N.H.
3	Thompkins, DeAndre	WR	So./Fr.	5-11	185	Swansboro/Tim Laspada	Hubert, N.C.
4	Stevens, Tommy	QB	Fr./Fr.	6-4	211	Decatur Central/Justin Dixon	Indianapolis, Ind.
4	Worley, Daquan	CB	So./Fr.	5-9	180	Coatesville/Matt Ortega	Coatesville, Pa.
5	Hamilton, DaeSean *	WR	Jr./So.	6-1	206	Mountain View/Lou Sorrentino	Fredericksburg, Va.
5	Wartman-White, Nyeem **	LB	Sr./Jr.	6-1	243	Valley View/George Howaritz	Philadelphia, Pa.
6	Golden, Malik **	S	Sr./Jr.	6-0	205	Cheshire Academy/Dan O'dea	Hartford, Conn.
6	Robinson, Andre	RB	Fr./Fr.	5-9	209	Bishop McDevitt/Jeff Weachter	Mechanicsburg, Pa.
7	Farmer, Koa	S	So./Fr.	6-1	222	Notre Dame/Kevin Rooney	Lake View Terrace, Calif.
7	Lewis, Geno **	WR	Sr./Jr.	6-1	205	Wyoming Valley West/Pat Keating	Wilkes-Barre, Pa.
8	Allen, Mark	RB	So./Fr.	5-6	181	DeMatha Catholic/Elijah Brooks	Hyattsville, Md.
8	Wooten Jr., Gary **	LB	Sr./Jr.	6-2	237	Hialeah Senior/Marc Berman	Miami, Fla.
9	Lucas, Jordan ***	S	Sr./Sr.	6-0	193	New Rochelle/Lou DiRienzo	New Rochelle, N.Y.
9	McSorley, Trace	QB	So./Fr.	6-0	196	Briar Woods/Charlie Pierce	Ashburn, Va.
10	Polk, Brandon	WR	Fr./Fr.	5-9	170	Briar Woods/Charlie Pierce	Ashburn, Va.
10	Williams, Trevor ***	CB	Sr./Sr.	6-0	200	Calvert Hall College HS/Donald Davis	Baltimore, Md.
11	Bell, Brandon **	LB	Jr./Jr.	6-1	231	Oakcrest/Chuck Smith	Mays Landing, N.J.
11	Wilkerson, Brent *	TE/H	Sr./Jr.	6-3	250	DeMatha Catholic/Bill McGregor	Clinton, Md.
12	Godwin, Chris *	WR	So./So.	6-1	208	Middletown/Mark DelPercio	Middletown, Del.
12	Smith, Jordan *	CB	Jr./Jr.	5-10	190	H.D. Woodson/Greg Fuller	Washington, D.C.
13	Blacknall, Saeed *	WR	So./So.	6-2	211	Manalapan/Ed Gurrieri	Manalapan, N.J.
14	Hackenberg, Christian **	QB	Jr./Jr.	6-4	228	Fork Union Military Academy/Brian Hurlocker	Palmyra, Va.
14	Miller, Jarvis	S	Fr./Fr.	6-2	198	Windsor Locks/Suffield/East Granby/Jason Qua	Suffield, Conn.
15	Haley, Grant*	CB	So./So.	5-9	189	The Lovett School/Mike Muschamp	Atlanta, Ga.
16	Fessler, Billy	QB	So./Fr.	5-11	184	Erie Cathedral Prep/Mike Mischler	Erie, Pa.
16	Petrishen, John	S	Fr./Fr.	6-0	201	Pittsburgh Central Catholic/Terry Totten	Lower Burrell, Pa.
17	Erdmann, Jackson	QB	Fr./Fr.	6-3	205	Rosemount/Jeff Erdmann	Rosemount, Minn.
17	Taylor, Garrett	CB	Fr./Fr.	6-0	187	Saint Christopher's/Lance Clelland	Richmond, Va.
18	Holland, Jonathan	TE/H	Fr./Fr.	6-4	240	The Bullis School/Patrick Cilento	Brandywine, Md.
19	Brown, Torrence	DE	So./Fr.	6-3	250	Tuscaloosa Academy/Robert Johnson	Tuscaloosa, Ala.
19	Garrity, Gregg	WR	Jr./Jr.	5-10	157	North Allegheny/Art Walker	Pittsburgh, Pa.
20	Dudas, Jordan *	LB	Sr./Sr.	6-0	209	Girard/Jim Funk	Lake City, Pa.
20	Thomas, Johnathan	RB	So./Fr.	5-11	221	St. John's Prep/Jim O'Leary	Peabody, Mass.
21	Oruwariye, Amani	CB	So./Fr.	6-1	205	Gaither/Jason Stokes	Tampa, Fla.
22	Lynch, Akeel **	RB	Sr./Jr.	5-11	220	St. Francis (N.Y.)/Jerry Smith	Toronto, Ontario, Canada
23	Monroe, Ayrone	S	Fr./Fr.	5-11	200	Saint Johns College H.S./Joe Patterson	Largo, Md.
24	Scott, Nick	RB	So./Fr.	5-11	198	Fairfax/Kevin Simonds	Fairfax, Va.
24	Smith, Anthony	S	Jr./So.	6-0	206	Pope John XIII/Brian Carlson	Dover, N.J.
25	Walker, Von **	LB	Jr./Jr.	5-11	219	Central Mountain/Vinny Kishbaugh	Mill Hall, Pa.
26	Barkley, Saquon	RB	Fr./Fr.	5-11	222	Whitehall/Brian Gilbert	Coplay, Pa.
27	Harrop, Colin	S	Sr./Jr.	6-0	194	Wilson/Doug Dahms	Sinking Spring, Pa.
27	Johnson, Brandon *	RB	Sr./Sr.	6-2	228	Middletown/Leroy O'Neill	Harrisburg, Pa.
28	Apke, Troy *	S	So./So.	6-1	198	Mount Lebanon/Mike Melnyk	Mt. Lebanon, Pa.
29	Reid, John	CB	Fr./Fr.	5-10	186	St. Joseph's Prep/Gabe Infante	Mount Laurel, N.J.
30	Givens, Kevin	DE	Fr./Fr.	6-1	238	Altoona Area/John Franco	Altoona, Pa.
30	Idemudia, Charles	TE/H	Sr./Jr.	5-11	259	Grosse Pointe North/Frank Sumbera	Detroit, Mich.
32	Berg, Joe	S	So./Fr.	6-0	197	Carmel Catholic/Andy Bitto	Mundelein, Ill.
32	Haffner, Jack *	LB	Sr./Jr.	5-10	218	State College Area/AI Wolski	State College, Pa.
33	Cooper, Jake	LB	Fr./Fr.	6-1	226	Archbishop Wood/Steve Devlin	Doylestown, Pa.
34	Johnson, Jan	LB	Fr./Fr.	6-2	216	Governor Mifflin/Dominic Vecchio	Mohnton, Pa.
34	Salomone, Dom	TE/H	Sr./Jr.	5-10	242	Northern/Rick Mauck	Dillsburg, Pa.
35	Baney, Matthew	LB	Sr./Sr.	6-0	225	State College Area/AI Wolski	State College, Pa.
36	Shorts, Troy	RB	Fr./Fr.	5-10	198	Woodbury/AI Mailahn	Haddonfield, N.J.
40	Alston, Kyle	CB	Jr./So.	5-9	180	Robbinsville/Jason Gray	Robbinsville, N.J.
37	Gulla, Chris *	K/P	Jr./So.	6-1	199	Toms River North/Chip LaBarca	Toms River, N.J.
38	Davis, Desi	CB	So./Fr.	5-11	172	Harrington/Matthew Bahr	Ardmore, Pa.
38	Kline, Ben **	LB	Gr./Sr.	6-2	230	Dallastown/Kevin Myers	Seven Valleys, Pa.
39	McPhearson, Josh	WR	Jr./Jr.	5-10	195	Annapolis Area Christian/Ken Lucas	Columbia, Md.
40	Cabinda, Jason *	LB	So./So.	6-1	245	Hunterdon Central/Matthew Perotti	Flemington, N.J.
41	Cothren, Parker *	DT	Jr./So.	6-4	302	Hazel Green/Matthew Putnam	Huntsville, Ala.
41	Ladonis, Zach *	SN	Jr./So.	6-2	224	Berwick Area/George Curry	Nescopeck, Pa.
42	Reeder, Troy	LB	So./Fr.	6-1	241	Salesianum School/Bill DiNardo	Wilmington, Del.
43	Bowen, Manny	LB	Fr./Fr.	6-1	200	Barneget/Rob Davis	Barneget, N.J.
44	Yazujian, Tyler *	SN	Sr./Jr.	5-11	264	Spring-Ford/Chad Brubaker	Royersford, Pa.
45	Harper, Bryant	S	Jr./Jr.	5-9	211	McKeesport/Corey Gadson	McKeesport, Pa.
46	Castagna, Colin	DE	Fr./Fr.	6-4	244	Barrington/Joe Sanchez	Barrington, Ill.
47	Smith, Brandon	LB	Jr./So.	6-0	223	Lewisburg/Jeremy Winn	Winfield, Pa.
48	Miller, Shareef	DE	Fr./Fr.	6-5	245	George Washington/Ronald Cohen	Philadelphia, Pa.



NUMERICAL ROSTER [CONT.]

NO.	NAME	POS.	CL./EL.	HT.	WT.	HIGH SCHOOL/COACH	HOMETOWN
49	Eikenberry, Will	DE	So./Fr.	6-2	230	Andover/E.J. Perry	Andover, Mass.
49	Tomasetti, Brian	S	Jr./So.	6-1	191	Old Forge/Michael Schuback	Old Forge, Pa.
52	Bates, Ryan	G/C	Fr./Fr.	6-4	284	Archbishop Wood/Steve Devlin	Warrington, Pa.
52	Cothran, Curtis	DE	Jr./So.	6-5	261	Council Rock North/Adam Collachi	Newtown, Pa.
53	Dowrey, Derek **	G/C	Sr./Jr.	6-3	321	John Handley/Tony Rayburn	Winchester, Va.
54	Windsor, Robert	DT	Fr./Fr.	6-4	286	Fond Du Lac/Mike Gnewuch	Fond Du Lac, Wis.
55	Carter, Kam	DT	Fr./Fr.	6-4	271	Gaithersburg/Kreg Kephart	Silver Spring, Md.
55	Laurent, Wendy *	C/G	Sr./Jr.	6-2	294	The Hun School/David Dudeck	Hamilton, N.J.
57	Gonzalez, Steven	G/C	Fr./Fr.	6-4	324	Union City/Wil Valdez	Union City, N.J.
58	Sorell, Chance	T	So./Fr.	6-5	295	Middletown/Troy Everhart	Middletown, Ohio
59	Nelson, Andrew *	T	Jr./So.	6-6	302	Hershey/Mark Painter	Hershey, Pa.
60	Beh, Noah	T	So./Fr.	6-6	294	Scranton Prep/Nick Donato	Scranton, Pa.
61	Lasher, Jack	G	Fr./Fr.	6-5	304	Benedictine/Greg Lilly	Richmond, Va.
62	Simpson, Zach	G	Fr./Fr.	6-3	272	Holidaysburg Area/Homer DeLattre	Holidaysburg, Pa.
63	Monk, Ryan	DT	Fr./Fr.	6-1	258	Dallas/Bob Zaruta	Dallas, Pa.
66	Mangiro, Angelo ***	C/G	Gr./Sr.	6-3	321	Roxbury/Cosmo Lorusso	Roxbury, N.J.
68	Reihner, Kevin	C/G	Gr./Sr.	6-3	313	Scranton Prep/Nick Donato	Scranton, Pa.
69	De Boef, Adam	G/C	So./Fr.	6-5	273	State College Area/AI Wolski	State College, Pa.
70	Mahon, Brendan *	G/C	Jr./So.	6-4	318	Randolph/Joe Lusardi	Randolph, N.J.
71/86	Hall, Albert *	T	Sr./Jr.	6-4	298	Warwick Valley/James Sciarra	Warwick, N.Y.
72	Gaia, Brian **	G/C	Sr./Jr.	6-3	304	Gilman School/Biff Poggi	Pasadena, Md.
73	Palmer, Paris	T	Jr./Jr.	6-7	302	Lackawanna College (Pa.)/Mark Duda	Plymouth, N.C.
74	Galimberti, Evan	G/C	Jr./So.	6-4	279	State College Area/AI Wolski	State College, Pa.
75	Brosnan, Brendan	T	So./Fr.	6-6	297	Maine South/Dave Inserra	Park Ridge, Ill.
76	Jenkins, Sterling	T	Fr./Fr.	6-8	329	Baldwin/Pete Wagner	Pittsburgh, Pa.
77	Wright, Chasz	G	So./Fr.	6-7	339	Milford Academy/Bill Chaplick	Woodbridge, Va.
78	Devenney, Tom	C/G	Jr./So.	6-1	302	Warwick/Bob Locker	Lititz, Pa.
79	Shuman, Charlie	T	So./Fr.	6-8	290	Mendon-Sutherland/Keith Molinich	Pittsford, N.Y.
80	Zanellato, Matt **	WR	Gr./Sr.	6-3	210	Lake Braddock Secondary/Jim Poythress	Burke, Va.
81	Breneman, Adam *	TE/H	Jr./So.	6-4	245	Cedar Cliff/Jim Cantafio	Mechanicsburg, Pa.
82	Shoop, Tyler	WR	Fr./Fr.	5-11	171	Father Ryan/Bruce Lussier	Nashville, Tenn.
83	Bowers, Nick	TE/H	Fr./Fr.	6-4	255	Kittanning Senior/Frank Fabian	Kittanning, Pa.
84	Johnson, Juwan	WR	Fr./Fr.	6-4	213	Glassboro/Mark Maccarone	Glassboro, N.J.
85	Charles, Irvin	WR	Fr./Fr.	6-4	213	Paul VI/John Doherty	Sicklerville, N.J.
87	Carter, Kyle ***	TE/H	Gr./Sr.	6-3	252	William Penn/Bill Cole	Bear, Del.
87	Chisena, Dan	WR	Fr./Fr.	6-2	182	Downingtown-East/Michael Matta	Exton, Pa.
88	Gesicki, Mike *	TE/H	So./So.	6-6	255	Southern Regional/Chuck Donahue	Manahawkin, N.J.
89	Bentley, Gordon	WR	Jr./So.	6-0	201	Wissahickon/Jeff Cappa	Blue Bell, Pa.
89	Pancoast, Tom	TE/H	Jr./So.	6-3	231	Unionville/Pat Clark	West Chester, Pa.
90	Sickels, Garrett *	DE	Jr./So.	6-4	258	Red Bank Regional/Nick Giglio	Red Bank, N.J.
91	Barney, Tarow *	DT	Sr./Sr.	6-2	306	Bainbridge/Ed Pilcher	Bainbridge, Ga.
91	Boumerhi, Nick	K	So./Fr.	5-8	173	Phillipsburg-Osceola/Jeff Vroman	Phillipsburg, Pa.
92	Holmes, Joe	DT	So./Fr.	5-10	273	Scranton Prep/Nick Donato	Clarks Summit, Pa.
92	Pasquariello, Daniel *	P	So./So.	6-1	200	Xavier College HS/	Melbourne, Victoria, Australia
93	Liebel, Robby	P	So./Fr.	6-2	194	IMG Academy/Chris Weinke	St. Petersburg, Fla.
93	White, Antoine	DT	So./Fr.	6-2	292	Millville/Jason Durham	Millville, N.J.
94	Schwan, Evan *	DE	Sr./Jr.	6-6	256	Central Dauphin/Glen McNamee	Harrisburg, Pa.
95	Davis, Tyler	K/P	So./So.	5-11	186	North/--	St. Charles, Ill.
95	Nassib, Carl **	DE	Sr./Sr.	6-7	272	Malvern Prep/Kevin Pellegrini	West Chester, Pa.
96	Iyke, Immanuel	DT	Fr./Fr.	6-2	276	Parsippany Hills/Dave Albano	Hackettstown, N.J.
96	Vasey, Kyle	SN	So./Fr.	6-2	241	Wallenpaupack/Mark Watson	Hawley, Pa.
97	Buchholz, Ryan	DE	Fr./Fr.	6-6	254	Great Valley/Dan Ellis	Malvern, Pa.
97	Cox, Nick	SN	Fr./Fr.	6-0	230	Jesuit/Matt Thompson	Tampa, Fla.
98	Wombacker, Jordan	K/P	Fr./Fr.	5-10	175	Hickory/Bill Brest	Hermitage, Pa.
98	Zettel, Anthony ***	DT	Sr./Sr.	6-4	284	Ogemaw Heights/Andrew Pratley	West Branch, Mich.
99	Johnson, Austin **	DT	Sr./Jr.	6-4	323	St. Augustine Prep/Dennis Scuderi	Galloway, N.J.
99	Julius, Joey	K	So./Fr.	5-10	259	Lower Dauphin/Rob Klock	Hummelstown, Pa.

* Letters won



@PennStateFBall



PSUFBall

2015

PSUUnrivaled.com

GoPSUsports.com

ALPHABETICAL ROSTER

NO.	NAME	POS.	CL./EL.	HT.	WT.	HIGH SCHOOL/COACH	HOMETOWN
2	Allen, Marcus *	S	So./So.	6-2	209	Dr. Henry A. Wise, Jr./Dalawn Parrish	Upper Marlboro, Md.
8	Allen, Mark	RB	So./Fr.	5-6	181	DeMatha Catholic/Elijah Brooks	Hyattsville, Md.
37	Alston, Kyle	CB	Jr./So.	5-9	180	Robbinsville/Jason Gray	Robbinsville, N.J.
28	Apke, Troy *	S	So./So.	6-1	198	Mount Lebanon/Mike Melnyk	Mt. Lebanon, Pa.
35	Baney, Matthew	LB	Sr./Sr.	6-0	225	State College Area/AI Wolski	State College, Pa.
26	Barkley, Saquon	RB	Fr./Fr.	5-11	222	Whitehall/Brian Gilbert	Coplay, Pa.
91	Barney, Tarow *	DT	Sr./Sr.	6-2	306	Bainbridge/Ed Pilcher	Bainbridge, Ga.
52	Bates, Ryan	G/C	Fr./Fr.	6-4	284	Archbishop Wood/Steve Devlin	Warrington, Pa.
60	Beh, Noah	T	So./Fr.	6-6	294	Scranton Prep/Nick Donato	Scranton, Pa.
11	Bell, Brandon **	LB	Jr./Jr.	6-1	231	Oakcrest/Chuck Smith	Mays Landing, N.J.
89	Bentley, Gordon	WR	Jr./So.	6-0	201	Wissahickon/Jeff Cappa	Blue Bell, Pa.
32	Berg, Joe	S	So./Fr.	6-0	197	Carmel Catholic/Andy Bitto	Mundelein, Ill.
13	Blacknall, Saeed *	WR	So./So.	6-2	211	Manalapan/Ed Gurrieri	Manalapan, N.J.
91	Boumerhi, Nick	K	So./Fr.	5-8	173	Phillipsburg-Osceola/Jeff Vroman	Phillipsburg, Pa.
43	Bowen, Manny	LB	Fr./Fr.	6-1	200	Barneget/Rob Davis	Barneget, N.J.
83	Bowers, Nick	TE/H	Fr./Fr.	6-4	255	Kittanning Senior/Frank Fabian	Kittanning, Pa.
81	Breneman, Adam *	TE/H	Jr./So.	6-4	245	Cedar Cliff/Jim Cantafio	Mechanicsburg, Pa.
75	Brosnan, Brendan	T	So./Fr.	6-6	297	Maine South/Dave Inerra	Park Ridge, Ill.
19	Brown, Torrence	DE	So./Fr.	6-3	250	Tuscaloosa Academy/Robert Johnson	Tuscaloosa, Ala.
97	Buchholz, Ryan	DE	Fr./Fr.	6-6	254	Great Valley/Dan Ellis	Malvern, Pa.
40	Cabinda, Jason *	LB	So./So.	6-1	245	Hunterdon Central/Matthew Perotti	Flemington, N.J.
1	Campbell, Christian *	CB	So./So.	6-1	186	Central/Woodrow Lowe	Phenix City, Ala.
55	Carter, Kam	DT	Fr./Fr.	6-4	271	Gaithersburg/Kreg Kephart	Silver Spring, Md.
87	Carter, Kyle ***	TE/H	Gr./Sr.	6-3	252	William Penn/Bill Cole	Bear, Del.
46	Castagna, Colin	DE	Fr./Fr.	6-4	244	Barrington/Joe Sanchez	Barrington, Ill.
85	Charles, Irvin	WR	Fr./Fr.	6-4	213	Paul VI/John Doherty	Sicklerville, N.J.
87	Chisena, Dan	WR	Fr./Fr.	6-2	182	Downingtown-East/Michael Matta	Exton, Pa.
33	Cooper, Jake	LB	Fr./Fr.	6-1	226	Archbishop Wood/Steve Devlin	Doylestown, Pa.
52	Cothran, Curtis	DE	Jr./So.	6-5	261	Council Rock North/Adam Collachi	Newtown, Pa.
41	Cothren, Parker *	DT	Jr./So.	6-4	302	Hazel Green/Matthew Putnam	Huntsville, Ala.
97	Cox, Nick	SN	Fr./Fr.	6-0	230	Jesuit/Matt Thompson	Tampa, Fla.
38	Davis, Desi	CB	So./Fr.	5-11	172	Harriton/Matthew Bahr	Ardmore, Pa.
95	Davis, Tyler	K/P	So./So.	5-11	186	North/--	St. Charles, Ill.
69	De Boef, Adam	G/C	So./Fr.	6-5	273	State College Area/AI Wolski	State College, Pa.
78	Devenney, Tom	C/G	Jr./So.	6-1	302	Warwick/Bob Locker	Lititz, Pa.
53	Dowrey, Derek **	G/C	Sr./Jr.	6-3	321	John Handley/Tony Rayburn	Winchester, Va.
20	Dudas, Jordan *	LB	Sr./Sr.	6-0	209	Girard/Jim Funk	Lake City, Pa.
49	Eikenberry, Will	DE	So./Fr.	6-2	230	Andover/E.J. Perry	Andover, Mass.
17	Erdmann, Jackson	QB	Fr./Fr.	6-3	205	Rosemount/Jeff Erdmann	Rosemount, Minn.
7	Farmer, Koa	S	So./Fr.	6-1	222	Notre Dame/Kevin Rooney	Lake View Terrace, Calif.
16	Fessler, Billy	QB	So./Fr.	5-11	184	Erie Cathedral Prep/Mike Mischler	Erie, Pa.
72	Gaia, Brian **	G/C	Sr./Jr.	6-3	304	Gilman School/Biff Poggi	Pasadena, Md.
74	Galimberti, Evan	G/C	Jr./So.	6-4	279	State College Area/AI Wolski	State College, Pa.
19	Garrity, Gregg	WR	Jr./Jr.	5-10	157	North Allegheny/Art Walker	Pittsburgh, Pa.
88	Gesicki, Mike *	TE/H	So./So.	6-6	255	Southern Regional/Chuck Donahue	Manahawkin, N.J.
30	Givens, Kevin	DE	Fr./Fr.	6-1	238	Altoona Area/John Franco	Altoona, Pa.
12	Godwin, Chris *	WR	So./So.	6-1	208	Middletown/Mark DelPercio	Middletown, Del.
6	Golden, Malik **	S	Sr./Jr.	6-0	205	Cheshire Academy/Dan O'dea	Hartford, Conn.
57	Gonzalez, Steven	G/C	Fr./Fr.	6-4	324	Union City/Wil Valdez	Union City, N.J.
37	Gulla, Chris *	K/P	Jr./So.	6-1	199	Toms River North/Chip LaBarca	Toms River, N.J.
14	Hackenberg, Christian **	QB	Jr./Jr.	6-4	228	Fork Union Military Academy/Brian Hurlocker	Palmyra, Va.
32	Haffner, Jack *	LB	Sr./Jr.	5-10	218	State College Area/AI Wolski	State College, Pa.
15	Haley, Grant*	CB	So./So.	5-9	189	The Lovett School/Mike Muschamp	Atlanta, Ga.
71/86	Hall, Albert *	T	Sr./Jr.	6-4	298	Warwick Valley/James Sciarra	Warwick, N.Y.
5	Hamilton, DaeSean *	WR	Jr./So.	6-1	206	Mountain View/Lou Sorrentino	Fredericksburg, Va.
45	Harper, Bryant	S	Jr./Jr.	5-9	211	McKeesport/Corey Gadson	McKeesport, Pa.
27	Harrop, Colin	S	Sr./Jr.	6-0	194	Wilson/Doug Dahms	Sinking Spring, Pa.
18	Holland, Jonathan	TE/H	Fr./Fr.	6-4	240	The Bullis School/Patrick Cilento	Brandywine, Md.
92	Holmes, Joe	DT	So./Fr.	5-10	273	Scranton Prep/Nick Donato	Clarks Summit, Pa.
30	Idemudia, Charles	TE/H	Sr./Jr.	5-11	259	Grosse Pointe North/Frank Sumbera	Detroit, Mich.
96	Iyke, Immanuel	DT	Fr./Fr.	6-2	276	Parsippany Hills/Dave Albano	Hackettstown, N.J.
76	Jenkins, Sterling	T	Fr./Fr.	6-8	329	Baldwin/Pete Wagner	Pittsburgh, Pa.
99	Johnson, Austin **	DT	Sr./Jr.	6-4	323	St. Augustine Prep/Dennis Scuderi	Galloway, N.J.
27	Johnson, Brandon *	RB	Sr./Sr.	6-2	228	Middletown/Leroy O'Neill	Harrisburg, Pa.
34	Johnson, Jan	LB	Fr./Fr.	6-2	216	Governor Mifflin/Dominic Vecchio	Mohnton, Pa.
84	Johnson, Juwan	WR	Fr./Fr.	6-4	213	Glassboro/Mark Maccarone	Glassboro, N.J.
99	Julius, Joey	K	So./Fr.	5-10	259	Lower Dauphin/Rob Klock	Hummelstown, Pa.
2	Kiley, Jake	WR	Sr./Jr.	6-0	183	New Hampton/Ed Kiley	Plymouth, N.H.
38	Kline, Ben **	LB	Gr./Sr.	6-2	230	Dallastown/Kevin Myers	Seven Valleys, Pa.
41	Ladonis, Zach *	SN	Jr./So.	6-2	224	Berwick Area/George Curry	Nescopeck, Pa.

ALPHABETICAL ROSTER [CONT.]

NO.	NAME	POS.	CL./EL.	HT.	WT.	HIGH SCHOOL/COACH	HOMETOWN
61	Lasher, Jack	G	Fr./Fr.	6-5	304	Benedictine/Greg Lilly	Richmond, Va.
55	Laurent, Wendy *	C/G	Sr./Jr.	6-2	292	The Hun School/David Dudeck	Hamilton, N.J.
7	Lewis, Geno **	WR	Sr./Jr.	6-1	205	Wyoming Valley West/Pat Keating	Wilkes-Barre, Pa.
93	Liebel, Robby	P	So./Fr.	6-2	194	IMG Academy/Chris Weinke	St. Petersburg, Fla.
9	Lucas, Jordan ***	S	Sr./Sr.	6-0	193	New Rochelle/Lou DiRienzo	New Rochelle, N.Y.
22	Lynch, Akeel **	RB	Sr./Jr.	5-11	220	St. Francis (N.Y.)/Jerry Smith	Toronto, Ontario, Canada
70	Mahon, Brendan *	G/C	Jr./So.	6-4	318	Randolph/Joe Lusardi	Randolph, N.J.
66	Mangiro, Angelo ***	C/G	Gr./Sr.	6-3	321	Roxbury/Cosmo Lorusso	Roxbury, N.J.
39	McPhearson, Josh	WR	Jr./Jr.	5-10	195	Annapolis Area Christian/Ken Lucas	Columbia, Md.
9	McSorley, Trace	QB	So./Fr.	6-0	196	Briar Woods/Charlie Pierce	Ashburn, Va.
14	Miller, Jarvis	S	Fr./Fr.	6-2	198	Windsor Locks/Suffield/East Granby/Jason Qua	Suffield, Conn.
48	Miller, Shareef	DE	Fr./Fr.	6-5	245	George Washington/Ronald Cohen	Philadelphia, Pa.
63	Monk, Ryan	DT	Fr./Fr.	6-1	258	Dallas/Bob Zaruta	Dallas, Pa.
23	Monroe, Ayrton	S	Fr./Fr.	5-11	200	Saint Johns College H.S./Joe Patterson	Largo, Md.
95	Nassib, Carl **	DE	Sr./Sr.	6-7	272	Malvern Prep/Kevin Pellegrini	West Chester, Pa.
59	Nelson, Andrew *	T	Jr./So.	6-6	302	Hershey/Mark Painter	Hershey, Pa.
21	Oruariye, Amani	CB	So./Fr.	6-1	205	Gaither/Jason Stokes	Tampa, Fla.
73	Palmer, Paris	T	Jr./Jr.	6-7	302	Lackawanna College (Pa.)/Mark Duda	Plymouth, N.C.
89	Pancoast, Tom	TE/H	Jr./So.	6-3	231	Unionville/Pat Clark	West Chester, Pa.
92	Pasquariello, Daniel *	P	So./So.	6-1	200	Xavier College HS/	Melbourne, Victoria, Australia
16	Petrishen, John	S	Fr./Fr.	6-0	201	Pittsburgh Central Catholic/Terry Totten	Lower Burrell, Pa.
10	Polk, Brandon	WR	Fr./Fr.	5-9	170	Briar Woods/Charlie Pierce	Ashburn, Va.
42	Reeder, Troy	LB	So./Fr.	6-1	241	Salesianum School/Bill DiNardo	Wilmington, Del.
29	Reid, John	CB	Fr./Fr.	5-10	186	St. Joseph's Prep/Gabe Infante	Mount Laurel, N.J.
68	Reihner, Kevin	C/G	Gr./Sr.	6-3	313	Scranton Prep/Nick Donato	Scranton, Pa.
6	Robinson, Andre	RB	Fr./Fr.	5-9	209	Bishop McDevitt/Jeff Weachter	Mechanicsburg, Pa.
34	Salomone, Dom	TE/H	Sr./Jr.	5-10	242	Northern/Rick Mauck	Dillsburg, Pa.
94	Schwan, Evan *	DE	Sr./Jr.	6-6	256	Central Dauphin/Glen McNamee	Harrisburg, Pa.
24	Scott, Nick	RB	So./Fr.	5-11	198	Fairfax/Kevin Simonds	Fairfax, Va.
82	Shoop, Tyler	WR	Fr./Fr.	5-11	171	Father Ryan/Bruce Lussier	Nashville, Tenn.
36	Shorts, Troy	RB	Fr./Fr.	5-10	198	Woodbury/AI Mailahn	Haddonfield, N.J.
79	Shuman, Charlie	T	So./Fr.	6-8	290	Mendon-Sutherland/Keith Molinich	Pittsford, N.Y.
90	Sickels, Garrett *	DE	Jr./So.	6-4	258	Red Bank Regional/Nick Giglio	Red Bank, N.J.
62	Simpson, Zach	G	Fr./Fr.	6-3	272	Holidaysburg Area/Homer DeLattre	Holidaysburg, Pa.
24	Smith, Anthony	S	Jr./So.	6-0	206	Pope John XIII/Brian Carlson	Dover, N.J.
47	Smith, Brandon	LB	Jr./So.	6-0	223	Lewisburg/Jeremy Winn	Winfield, Pa.
12	Smith, Jordan *	CB	Jr./Jr.	5-10	190	H.D. Woodson/Greg Fuller	Washington, D.C.
58	Sorell, Chance	T	So./Fr.	6-5	295	Middletown/Troy Everhart	Middletown, Ohio
4	Stevens, Tommy	QB	Fr./Fr.	6-4	211	Decatur Central/Justin Dixson	Indianapolis, Ind.
17	Taylor, Garrett	CB	Fr./Fr.	6-0	187	Saint Christopher's/Lance Clelland	Richmond, Va.
20	Thomas, Johnathan	RB	So./Fr.	5-11	221	St. John's Prep/Jim O'Leary	Peabody, Mass.
3	Thompkins, DeAndre	WR	So./Fr.	5-11	185	Swansboro/Tim Laspada	Hubert, N.C.
49	Tomasetti, Brian	S	Jr./So.	6-1	191	Old Forge/Michael Schuback	Old Forge, Pa.
96	Vasey, Kyle	SN	So./Fr.	6-2	241	Wallenpaupack/Mark Watson	Hawley, Pa.
25	Walker, Von **	LB	Jr./Jr.	5-11	219	Central Mountain/Vinny Kishbaugh	Mill Hall, Pa.
5	Wartman-White, Nyeem **	LB	Sr./Jr.	6-1	243	Valley View/George Howanitz	Philadelphia, Pa.
93	White, Antoine	DT	So./Fr.	6-2	292	Millville/Jason Durham	Millville, N.J.
11	Wilkerson, Brent *	TE/H	Sr./Jr.	6-3	250	DeMatha Catholic/Bill McGregor	Clinton, Md.
10	Williams, Trevor ***	CB	Sr./Sr.	6-0	200	Calvert Hall College HS/Donald Davis	Baltimore, Md.
54	Windsor, Robert	DT	Fr./Fr.	6-4	286	Fond Du Lac/Mike Gnewuch	Fond Du Lac, Wis.
98	Wombacker, Jordan	K/P	Fr./Fr.	5-10	175	Hickory/Bill Brest	Hermitage, Pa.
8	Wooten Jr., Gary **	LB	Sr./Jr.	6-2	237	Hialeah Senior/Marc Berman	Miami, Fla.
4	Worley, Daquan	CB	So./Fr.	5-9	180	Coatesville/Matt Ortega	Coatesville, Pa.
77	Wright, Chasz	G	So./Fr.	6-7	339	Milford Academy/Bill Chaplick	Woodbridge, Va.
44	Yazujian, Tyler *	SN	Sr./Jr.	5-11	264	Spring-Ford/Chad Brubaker	Royersford, Pa.
80	Zanellato, Matt **	WR	Gr./Sr.	6-3	210	Lake Braddock Secondary/Jim Poythress	Burke, Va.
98	Zettel, Anthony ***	DT	Sr./Sr.	6-4	284	Ogemaw Heights/Andrew Pratley	West Branch, Mich.

* Letters won

CAREER HIGHS

PASSING

CHRISTIAN HACKENBERG

Comp:	34	vs. BC, Dec. 27, 2014
Att:	55	at Indiana, Oct. 5, 2013
Yards:	454	vs. UCF, Aug. 30, 2014
TD:	4	2x Last vs. BC, Dec. 27, 2014
Long:	79	to Geno Lewis vs. UCF, Aug. 30, 2014
Int:	2	8x Last Temple, Nov. 15, 2014

TRACE McSORLEY

Comp:	1	Indiana, Oct. 10, 2015
Att:	1	Indiana, Oct. 10, 2015
Yards:	4	Indiana, Oct. 10, 2015
TD:	--	
Long:	4	to Gregg Garrity Indiana, Oct. 10, 2015
Int:	--	

NICK SCOTT

Comp:	1	SDSU, Sept. 26, 2015
Att:	1	SDSU, Sept. 26, 2015
Yards:	32	SDSU, Sept. 26, 2015
TD:	--	
Long:	32	to Chris Godwin SDSU, Sept. 26, 2015
Int:	--	

RECEIVING

MARK ALLEN

No.	2	2X Last Indiana, Oct. 10, 2015
Yards	29	SDSU, Sept. 26, 2015
TD	1	SDSU, Sept. 26, 2015
Long	16	SDSU, Sept. 26, 2015

SAQUON BARKLEY

No.	1	SDSU, Sept. 26, 2015
Yards	22	SDSU, Sept. 26, 2015
TD	1	SDSU, Sept. 26, 2015
Long	22	SDSU, Sept. 26, 2015

SAEED BLACKNALL

No.	4	2x Last SDSU, Sept. 26, 2015
Yards	101	SDSU, Sept. 26, 2015
TD	1	Ohio State, Oct. 25, 2014
Long	46	SDSU, Sept. 26, 2015

ADAM BRENEMAN

No.	4	UCF, Sept. 14, 2013
Yards	78	at Wisconsin, No. 30, 2013
TD	1	3x Last at Wisconsin, No. 30, 2013
Long	68	at Wisconsin, No. 30, 2013

KYLE CARTER

No.	6	4x Last at Indiana, Oct. 5, 2013
Yards	85	at Iowa, Oct. 20, 2012
TD	1	3x Last Illinois, Nov. 2, 2013
Long	35	SDSU, Sept. 26, 2015

GREGG GARRITY

No.	1	Indiana, Oct. 10, 2015
Yards	4	Indiana, Oct. 10, 2015
TD	--	
Long	4	Indiana, Oct. 10, 2015

MIKE GESICKI

No.	3	Buffalo, Sept. 12, 2015
Yards	33	2x Last Army, Oct. 3, 2015
TD	1	Army, Oct. 3, 2015
Long	33	Army, Oct. 3, 2015

CHRIS GODWIN

No.	7	vs. BC, Dec. 27, 2014
Yards	141	vs. BC, Dec. 27, 2014
TD	1	3x Last SDSU, Sept. 26, 2015
Long	72	vs. BC, Dec. 27, 2014

DAESEAN HAMILTON

No.	14	Ohio State, Oct. 25, 2014
Yards	165	vs. UCF, Aug. 30, 2014
TD	1	3x Last Buffalo, Sept. 12, 2015
Long	51	N'western, Sept. 27, 2014

GENO LEWIS

No.	8	vs. UCF, Aug. 30, 2014
Yards	173	vs. UCF, Aug. 30, 2014
TD	2	at Wisconsin, No. 30, 2013
Long	79	vs. UCF, Aug. 30, 2014

AKEEL LYNCH

No.	3	vs. BC, Dec. 27, 2014
Yards	35	at Illinois, Nov. 22, 2014
TD	--	
Long	16	at Illinois, Nov. 22, 2014

BRANDON POLK

No.	2	Indiana, Oct. 10, 2015
Yards	46	Indiana, Oct. 10, 2015
TD	1	Indiana, Oct. 10, 2015
Long	39	Indiana, Oct. 10, 2015

NICK SCOTT

No.	3	Indiana, Oct. 10, 2015
Yards	22	Army, Oct. 3, 2015
TD	--	
Long	22	Army, Oct. 3, 2015

BRENT WILKERSON

No.	2	2x Last Army, Oct. 3, 2015
Yards	18	UMass, Sept. 20, 2014
TD	1	UMass, Sept. 20, 2014
Long	11	UMass, Sept. 20, 2014

TREVOR WILLIAMS

No.	2	2x Last at Purdue, Nov. 3, 2012
Yards	22	at Purdue, Nov. 3, 2012
TD	--	
Long	17	at Purdue, Nov. 3, 2012

MATT ZANELLATO

No.	2	vs. Syracuse, Aug. 31 2013
Yards	21	vs. Syracuse, Aug. 31 2013
TD	-	
Long	18	vs. Syracuse, Aug. 31 2013

RUSHING

MARK ALLEN

Carries	8	Indiana, Oct. 10, 2015
Yards	45	Indiana, Oct. 10, 2015
TD	--	
Long	28	Indiana, Oct. 10, 2015

SAQUON BARKLEY

Carries	26	at Ohio State, Oct. 17, 2015
Yards	195	Rutgers, Sept. 19, 2015
TD	2	Rutgers, Sept. 19, 2015
Long	56	at Ohio State, Oct. 17, 2015

CHRIS GODWIN

Carries	2	Michigan State, Nov. 29, 2014
Yards	1	Michigan State, Nov. 29, 2014
TD	--	
Long	1	Michigan State, Nov. 29, 2014

CHRISTIAN HACKENBERG

Carries	12	at Rutgers, Sept. 13, 2014
Yards	21	Indiana, Oct. 10, 2015
TD	2	Indiana, Oct. 10, 2015
Long	21	Indiana, Oct. 10, 2015

DAESEAN HAMILTON

Carries	3	at Illinois, Nov. 22, 2014
Yards	14	at Illinois, Nov. 22, 2014
TD	--	
Long	11	at Illinois, Nov. 22, 2014

BRANDON JOHNSON

Carries	2	Indiana, Oct. 10, 2015
Yards	6	Indiana, Oct. 10, 2015
TD	--	
Long	3	Indiana, Oct. 10, 2015

TACKLES

MARCUS ALLEN

Tkls	11	3x Last Rutgers, Sept. 19, 2015
------	----	---------------------------------

TROY APKE

Tkls	5	Army, Oct. 3, 2015
------	---	--------------------

TAROW BARNEY

Tkls	2	2x Last SDSU, Sept. 26, 2015
------	---	------------------------------

BRANDON BELL

Tkls	13	Ohio State, Oct. 25, 2014
------	----	---------------------------

MANNY BOWEN

Tkls	6	Army, Oct. 3, 2015
------	---	--------------------

TORRENCE BROWN

Tkls	4	Army, Oct. 3, 2015
------	---	--------------------

JASON CABINDA

Tkls	14	Army, Oct. 3, 2015
------	----	--------------------

CHRISTIAN CAMPBELL

Tkls	5	Indiana, Oct. 10, 2015
------	---	------------------------

JAKE COOPER

Tkls	3	Buffalo, Sept. 12, 2015
------	---	-------------------------

CURTIS COTHRAN

Tkls	4	Army, Oct. 3, 2015
------	---	--------------------

PARKER COTHRAN

Tkls	3	UMass, Sept. 20, 2014
------	---	-----------------------

JORDAN DUDAS

Tkls	2	Indiana, Oct. 10, 2015
------	---	------------------------

BRIAN GAIA

Tkls	4	Eastern Michigan, Sept. 7, 2013
------	---	---------------------------------

CHRIS GODWIN

Tkls	2	SDSU, Sept. 26, 2015
------	---	----------------------

MALIK GOLDEN

Tkls	4	Akron, Sept. 6, 2014
------	---	----------------------

GRANT HALEY

Tkls	4	2x Last at Ohio State, Oct. 17, 2015
------	---	--------------------------------------

AUSTIN JOHNSON

Tkls	9	2X Last Indiana, Oct. 10, 2015
------	---	--------------------------------

BEN KLINE

Tkls	8	Illinois, Nov. 2, 2013
------	---	------------------------

JORDAN LUCAS

Tkls	11	at Ohio State, Oct. 26, 2013
------	----	------------------------------

AKEEL LYNCH

Carries	28	at Illinois, Nov. 22, 2014
Yards	137	at Illinois, Nov. 22, 2014
TD	1	5x Last Michigan State, Nov. 29, 2014
Long	75	vs. Rutgers, Sept. 19, 2015

NICK SCOTT

Carries	12	Army, Oct. 3, 2015
Yards	57	Indiana, Oct. 10, 2015
TD	1	Army, Oct. 3, 2015
Long	35	Indiana, Oct. 10, 2015

BRANDON POLK

Carries	3	Buffalo, Sept. 12, 2015
Yards	50	at Temple, Sept. 5, 2015
TD	1	Buffalo, Sept. 12, 2015
Long	33	at Temple, Sept. 5, 2015

JOHNATHAN THOMAS

Carries	7	Army, Oct. 3, 2015
Yards	28	Army, Oct. 3, 2015
TD	--	
Long	11	Army, Oct. 3, 2015

DEANDRE THOMPKINS

Carries	2	2x Last Indiana, Oct. 10, 2015
Yards	11	Indiana, Oct. 10, 2015
TD	1	Rutgers, Sept. 19, 2015
Long	6	Indiana, Oct. 10, 2015

Players w/ 1 one career rush:

Saeed Blacknall (-1 yd, BC 2014), Geno Lewis (1 yd, Illinois 2014), Trace McSorley (5 yds, Indiana, 2015)

CARL NASSIB

Tkls	10	at Temple, Sept. 5, 2015
------	----	--------------------------

AMANI ORUWARIYE

Tkls	2	Army, Oct. 3, 2015
------	---	--------------------

TROY REEDER

Tkls	8	Rutgers, Sept. 19, 2015
------	---	-------------------------

JOHN REID

Tkls	5	at Temple, Sept. 5, 2015
------	---	--------------------------

EVAN SCHWAN

Tkls	4	Buffalo, Sept. 12, 2015
------	---	-------------------------

NICK SCOTT

Tkls	2	at Temple, Sept. 5, 2015
------	---	--------------------------

GARRETT SICKELS

Tkls	8	at Ohio State, Oct. 17, 2015
------	---	------------------------------

JORDAN SMITH

Tkls	2	at Temple, Sept. 5, 2015
------	---	--------------------------

VON WALKER

Tkls	3	3x Last Army, Oct. 3, 2015
------	---	----------------------------

NYEEM WARTMAN-WHITE

Tkls	11	2x Last at Illinois, Nov. 22, 2014
------	----	------------------------------------

ANTOINE WHITE

Tkls	3	2x Last SDSU, Sept. 26, 2015
------	---	------------------------------

TREVOR WILLIAMS

Tkls	6	2x Last at Temple, Sept. 5, 2015
------	---	----------------------------------

GARY WOOTEN JR.

Tkls	3	4x Last at Temple, Sept. 5, 2015
------	---	----------------------------------

ANTHONY ZETTEL

Tkls	7	SDSU, Sept. 26, 2015
------	---	----------------------

Defenders w/ 1-tackle career-highs:

Chris Gulla (2x at Ohio State), Colin Harrop (EMU), Joey Julius (at Ohio State), Anthony Smith (EMU), Tyler Yazujian (2x Indiana).



@PennStateFBall



PSUFBall

2015

PSUUnrivaled.com

GoPSUsports.com

PENN STATE

100 Yards Rushing:	194, Saquon Barkley at Ohio State, 2015
150 Yards Rushing:	194, Saquon Barkley at Ohio State, 2015
200 Yards Rushing:	201, Bill Belton vs. Illinois, 2013
300 Yards Rushing:	327, Larry Johnson at Indiana, 2002
30 Rushing Attempts:	35, Zach Zwinak vs. Nebraska, 2013
35 Rushing Attempts:	35, Zach Zwinak vs. Nebraska, 2013
Three Touchdowns Rushing:	Zach Zwinak vs. Purdue, 2013
Four Touchdowns Rushing:	Larry Johnson vs. Michigan State, 2002
Five Touchdowns Rushing:	Ki-Jana Carter vs. Michigan State, 1994
60-Yard Run:	75, Akeel Lynch vs. Rutgers, 2015
70-Yard Run:	75, Akeel Lynch vs. Rutgers, 2015
80-Yard Run:	84, Larry Johnson vs. Illinois, 2002
90-Yard Run:	92, Bill Belton at Indiana, 2014
Two Players Rush For 100 Yards:	Saquon Barkley (195) & Akeel Lynch (120) vs. Rutgers, 2015
Four Rushing TD in One Quarter:	vs. UMass, 2014 (2nd; Belton (2), Zwinak (2))
300 Yards Passing:	309, Christian Hackenberg at Rutgers, 2014
350 Yards Passing:	371, Christian Hackenberg vs. Boston College, 2014 %
400 Yards Passing:	454, Christian Hackenberg vs. UCF, 2014 #
20 Pass Completions:	21, Christian Hackenberg vs. Indiana, 2015
25 Pass Completions:	25, Christian Hackenberg at Rutgers, 2014
30 Pass Completions:	34, Christian Hackenberg vs. Boston College, 2014 %
35 Pass Completions:	35, Matt McGloin vs. Northwestern, 2012
30 Pass Attempts:	39, Christian Hackenberg vs. Indiana, 2015
40 Pass Attempts:	45, Christian Hackenberg vs. Michigan State, 2014
50 Pass Attempts:	50, Christian Hackenberg vs. Boston College, 2014 %
Four Touchdown Passes:	Christian Hackenberg vs. Boston College, 2014 %
Five Touchdown Passes:	Rashard Casey vs. Louisiana Tech, 2000
Four Interceptions Thrown:	Zack Mills at Boston College, 2004
300 Yards Total Offense:	327, Christian Hackenberg (308 P, 18 R) at Rutgers, 2014
350 Yards Total Offense:	371, Matt McGloin (371 P, 0 R) vs. Boston College, 2014 %
400 Yards Total Offense:	456, Christian Hackenberg (454 P, 2 R) vs. UCF, 2014 #
100 Yards Receiving:	103, Chris Godwin at Ohio State, 2015
150 Yards Receiving:	173, Geno Lewis & 165, DaeSean Hamilton vs. UCF, 2014 #
200 Yards Receiving:	216, Deon Butler vs. Northwestern, 2006
Two Players w/ 100 Yards Receiving:	Geno Lewis (109) & DaeSean Hamilton (103) at Rutgers, 2014
Two Players w/ 150 Yards Receiving:	Geno Lewis (173) & DaeSean Hamilton (165)
Back-to-Back 100 Yards Receiving Games:	Allen Robinson, 2013 (106 vs. Nebraska; 122 at Wisconsin)
Three Straight 100-yard Receiving Games:	Allen Robinson, 2013 (133 vs. Syracuse; 129 vs. Eastern Michigan; 143 vs. UCF)
10+ Receptions:	14, DaeSean Hamilton vs. Ohio State, 2014
50-Yard Reception:	56, C. Godwin from C. Hackenberg at Ohio State, 2015
60-Yard Reception:	68, A. Breneman from C. Hackenberg at Wisconsin, 2013
70-Yard Reception:	72, C. Godwin from C. Hackenberg vs. Boston College, 2014 %
80-Yard Reception:	80, D. Moye from R. Bolden vs. Illinois, Oct. 9, 2010
Three Touchdowns Receiving:	Allen Robinson vs. Indiana, 2012
Four Touchdowns Receiving:	Bobby Engram vs. Minnesota, 1993
150 All-Purpose Yards:	194, Saquon Barkley at Ohio State, 2015
200 All-Purpose Yards:	209, Bill Belton vs. Illinois, 2013
250 All-Purpose Yards:	289, Larry Johnson vs. Michigan State, 2002
Kickoff Return For Touchdown:	95, Chaz Powell vs. Indiana State, 2011
Rushing, Receiving & Kickoff Return TDs:	Derrick Williams vs. Illinois, 2008
100-Yard Kickoff Return:	100, Chaz Powell vs. Youngstown State, 2010
Punt Return For Touchdown:	63, Derrick Williams at Wisconsin, 2008
80-Yard Punt Return:	81, Bryant Johnson vs. Michigan State, 2002
Zero Punts in a Game:	Purdue, 2013
Multiple Interceptions:	2, Trevor Williams at Rutgers, 2014
90-Yard Interception Return:	99, Michael Mauti at Illinois, 2012
Interception Return For Touchdown:	30, Grant Haley vs. Temple, 2014
Five Interceptions in a Game (Team):	at Rutgers, 2014
Fumble Return For Touchdown:	71, Austin Johnson vs. San Diego State, 2015
Blocked Field Goal:	Kyle Baublitz vs. Michigan, 2013
Blocked Punt:	Mike Hull vs. Ohio State, 2012
Blocked Punt For Touchdown:	Michael Yancich vs. Ohio State, 2012 (Mike Hull block)
Safety:	Devon Still (sack in end zone) at Minnesota, 2010
50-Yard Field Goal:	50, Sam Ficken vs. Temple, 2014
Four Field Goals:	Sam Ficken vs. Maryland, 2014
Five Field Goals:	Collin Wagner vs. Temple, 2010

OPPONENT

100 Yards Rushing:	153, Ezekiel Elliot; 102, J.T. Barrett, at Ohio State, 2015
150 Yards Rushing:	153, Ezekiel Elliot, at Ohio State, 2015
200 Yards Rushing:	203, BenJarvus Green-Ellis, Indiana, 2003
30 Rushing Attempts:	30, Jeremy Langford, Michigan State, 2014
35 Rushing Attempts:	44, Mike Hart, Michigan, 2007 (OR)
Three Touchdowns Rushing:	Trevor Siemian, Northwestern, 2014
Four Touchdowns Rushing:	Montee Ball, Wisconsin, 2011
50-Yard Run:	56, A.J. Schurr, Army, 2015
70-Yard Run:	79, Rashard Mendenhall, Illinois, 2006
Two Players Rush For 100 Yards:	Ezekiel Elliot (153) & J.T. Barrett (153) at Ohio State, 2015
300 Yards Passing:	339, Joel Stave, Wisconsin, 2013
400 Yards Passing:	454, Cameron Coffman, Indiana, 2012
500 Yards Passing:	532, Case Keenum, Houston, 2012 (OR) *
25 Pass Completions:	27, Chris Laviano, Rutgers, 2015
30 Pass Completions:	33, Blake Frohnappfel, UMass, 2014
45 Pass Completions:	45, Case Keenum, Houston, 2012 (OR) *
30 Pass Attempts:	35, Joe Licata, Buffalo, 2015
40 Pass Attempts:	42, Chris Laviano, Rutgers, 2015
50 Pass Attempts:	53, Joel Stave, Wisconsin, 2013
60 Pass Attempts:	61, Brian Hoyer, Michigan State, 2006
Four Touchdown Passes:	Mark Sanchez, USC, 2009 ^
Four Interceptions Thrown:	P.J. Walker, Temple, 2014
Five Interceptions Thrown:	Gary Nova, Rutgers, 2014
300 Yards Total Offense:	321, Joel Stave (339 P, -18 R), Wisconsin, 2013
400 Yards Total Offense:	437, Cameron Coffman (454 P, -17 R), Indiana, 2012
500 Yards Total Offense:	542, C. Keenum (532 P, 10 R), Houston, 2012 (OR) *
100 Yards Receiving:	115, Mike Dudek, Illinois, 2014
150 Yards Receiving:	162, Damian Williams, USC, 2009 ^
200 Yards Receiving:	228, Patrick Edwards, Houston, 2012 *
10+ Receptions:	11, Mike Dudek, Illinois, 2013
70-Yard Reception:	75, Jalen Fitzpatrick from P.J. Walker, Temple, 2014
80-Yard Reception:	80, D. Barnes from K. Hess, Youngstown State, 2010
90-Yard Reception:	99, Thomas Lewis from John Paci, Indiana, 1993
Three Touchdown Receptions:	Da'Jon McKnight, Minnesota, 2010
Kickoff Return For Touchdown:	100, Rashaad Penny, San Diego State, 2015
90-Yard Kickoff Return:	90, R.J. Shelton, Michigan State, 2014
100-Yard Kickoff Return:	100, Rashaad Penny, San Diego State, 2015
Punt Return For Touchdown:	75, Venric Mark, Northwestern, 2012
70-Yard Punt Return:	75, Venric Mark, Northwestern, 2012
80-Yard Punt Return:	87, Willie Reid, Florida State, 2006 Orange
Interception Return For Touchdown:	47, Mark Murphy, Indiana, 2014
Fumble Return For Touchdown:	24, Frank Clark, Michigan, 2013
Blocked Punt:	Leonte Carroo, Rutgers, 2014
Blocked Punt For Touchdown:	27, Lerentee McCray, Florida, 2011 \$
Blocked Field Goal:	Kyle Kelley, San Diego State, 2015
Blocked Extra Point:	Henry Coley, Virginia, 2012
Safety:	Team (snap out of the end zone on punt), at Michigan, 2014
Defensive Extra Point:	99, D.J. Johnson, Iowa, 2002
50-Yard Field Goal:	50, Derek Dimke, Illinois, 2010
Four Field Goals:	Brendan Gibbons, Michigan, 2013

^ - Rose Bowl \$ - Outback Bowl * - TicketCity Bowl # - Croke Park Classic (Dublin, Ireland)

% - Pinstripe Bowl

(OR) - Opponent Record

RECORD WATCH

PASSING YARDAGE, CAREER

1. Zack Mills, 2001-04	7,212
2. Christian Hackenberg, 2013-pres.	7,138
3. Matt McGloin, 2009-12	6,390
4. Tony Sacca, 1988-91	5,869
5. Daryll Clark, 2006-09	5,742

PASSING YARDAGE, SEASON

1. Matt McGloin, 2012	3,266
2. Daryll Clark, 2009	3,003
3. Christian Hackenberg, 2014	2,977
4. Christian Hackenberg, 2013	2,955
5. Kerry Collins, 1994	2,679

PASSING YARDAGE, GAME

1. Christian Hackenberg vs. UCF, 2014	454
2. Zack Mills vs. Iowa, 2002	399
3. Matt McGloin vs. Indiana, 2012	395
4. Michael Robinson vs. Wisconsin, 2003	379
5. Christian Hackenberg vs. BC, 2014	371
6. Mike McQueary vs. Pittsburgh, 1997	366
7. Todd Blackledge at Miami (Fla.), 1981	358
8. Daryll Clark vs. Akron, 2009	353
9. Kerry Collins at Michigan State, 1993	352
10. Daryll Clark vs. Michigan State, 2008	341
11. Christian Hackenberg at Indiana, 2013	340
12. Christian Hackenberg at Wisconsin, 2013	339

PASSING ATTEMPTS, CAREER

1. Zack Mills, 2001-04	1,082
2. Christian Hackenberg, 2013-pres.	1,053
3. Matt McGloin, 2009-12	894
4. Tony Sacca, 1988-91	824
5. Anthony Morelli, 2004-07	821

PASSING ATTEMPTS, SEASON

1. Christian Hackenberg, 2014	484
2. Matt McGloin, 2012	446
3. Anthony Morelli, 2007	402
4. Christian Hackenberg, 2013	392
5. Anthony Morelli, 2006	386

PASSING ATTEMPTS, GAME

1. Christian Hackenberg at Indiana, 2013	55
2. Kerry Collins at BYU, 1992	54
3. Matt McGloin vs. Northwestern, 2012	51
Rashard Casey vs. Iowa, 2000	51
5. Christian Hackenberg vs. BC, 2014	50

PASSING COMPLETIONS, CAREER

1. Zack Mills, 2001-04	606
2. Christian Hackenberg, 2013-pres.	595
3. Matt McGloin, 2009-12	513
4. Anthony Morelli, 2004-07	460
5. Daryll Clark, 2006-09	444

PASSING COMPLETIONS, SEASON

1. Matt McGloin, 2012	270
Christian Hackenberg, 2014	270
3. Anthony Morelli, 2007	234
4. Daryll Clark, 2009	232
5. Christian Hackenberg, 2013	231

PASSING COMPLETIONS, GAME

1. Matt McGloin vs. Northwestern, 2012	35
2. Christian Hackenberg vs. BC, 2014	34
3. Wally Richardson vs. Wisconsin, 1995	33
4. Christian Hackenberg vs. UCF, 2014	32
5. Christian Hackenberg vs. Ohio State, 2014	31
6. Christian Hackenberg at Indiana, 2013	30

300-YARD PASSING GAMES, CAREER

1. Christian Hackenberg, 2013-pres.	8
2. Matt McGloin, 2009-12	6
3. Kerry Collins, 1991-94	4
4. Daryll Clark, 2006-09	3

300-YARD PASSING GAMES, SEASON

1. Matt McGloin, 2012	4
Christian Hackenberg, 2013; 2014	4
3. Kerry Collins, 1994	2
Daryll Clark, 2009	2

200-YARD PASSING GAMES, CAREER

1. Matt McGloin, 2009-12	18
2. Christian Hackenberg, 2013-pres.	17
3. Kerry Collins, 1991-94	16
Zack Mills, 2001-04	16
5. Daryll Clark, 2006-09	14
6. Chuck Fusina, 1975-78	11
Tony Sacca, 1988-91	11
Anthony Morelli, 2004-07	11

200-YARD PASSING GAMES, SEASON

1. Matt McGloin, 2012	11
2. Kerry Collins, 1994	10
3. Christian Hackenberg, 2013	9
4. Daryll Clark, 2009	8

PASSING TOUCHDOWNS, CAREER

1. Matt McGloin, 2009-12	46
2. Daryll Clark, 2006-09	43
3. Todd Blackledge, 1980-82	41
Tony Sacca, 1988-91	41
Zack Mills, 2001-04	41
6. Christian Hackenberg, 2013-pres.	40
7. Kerry Collins, 1991-94	39
8. Chuck Fusina, 1975-78	37
9. Anthony Morelli, 2004-07	31
10. Tom Shuman, 1972-74	28

PASSING TOUCHDOWNS, SEASON

1. Daryll Clark, 2009	24
Matt McGloin, 2012	24
3. Todd Blackledge, 1982	22
4. Tony Sacca, 1991	21
Kerry Collins, 1994	21
6. Christian Hackenberg, 2013	20
7. Doug Strang, 1983	19
Anthony Morelli, 2007	19
Daryll Clark, 2008	19
10. Wally Richardson, 1995	18

PASSING TOUCHDOWNS, GAME

1. Tony Sacca vs. Georgia Tech, 1991	5
Rashard Casey vs. Louisiana Tech, 2000	5
3. Christian Hackenberg at Wisconsin, 2013;	4
Christian Hackenberg vs. BC, 2014	
15 Others; Last: Matt McGloin vs. Ind., 2012	

TOTAL OFFENSE, CAREER

1. Zack Mills, 2001-04	7,796
2. Christian Hackenberg, 2013-pres.	6,926
3. Daryll Clark, 2006-09	6,361
4. Tony Sacca, 1988-91	6,000
5. Matt McGloin, 2009-12	5,745

TOTAL OFFENSE, SEASON

1. Matt McGloin, 2012	3,215
2. Daryll Clark, 2009	3,214
3. Michael Robinson, 2005	3,156
4. Christian Hackenberg, 2014	2,977
5. Christian Hackenberg, 2013	2,887

RUSHING YARDAGE, CAREER

1. Evan Royster, 2007-10	3,932
2. Curt Warner, 1979-82	3,398
3. Tony Hunt, 2003-06	3,320
4. Blair Thomas, 1985-87, 89	3,301
5. Curtis Enis, 1995-97	3,256
6. D.J. Dozier, 1983-86	3,227
7. Larry Johnson, 1999-2002	2,953
8. Lydell Mitchell, 1969-71	2,934
9. Ki-Jana Carter, 1992-94	2,829
10. Matt Suhey, 1976-79	2,818

...	
25. Fran Rogel, 1947-49	1,496
26. Roger Kochman, 1959-62	1,485
27. Bob Campbell, 1966-68	1,480
28. Tom Donchez, 1971-74	1,422
29. Steve Geise, 1975-77	1,362
30. Stephfon Green, 2008-11	1,351
31. Gary Brown, 1987-90	1,321
32. Akeel Lynch, 2013-pres.	1,310

RECEPTIONS, CAREER

1. Deon Butler, 2005-08	179
2. Allen Robinson, 2011-13	177
3. Bobby Engram, 1991, 93-95	167
4. Derrick Williams, 2005-08	161
5. Jordan Norwood, 2005-08	158
6. Derek Moye, 2008-11	144
7. O.J. McDuffie, 1988-92	125
8. Jack Curry, 1965-67	117
9. Bryant Johnson, 1999-2002	110
10. Kenny Jackson, 1980-83	109
11. Terry Smith, 1988-91	108
12. Tony Johnson, 2000-03	107
13. DaeSean Hamilton, 2014-pres.	101
14. Joe Jurevicius, 1994-97	94
15. Freddie Scott, 1993-95	93
16. Chafie Fields, 1996-99	88
Tony Hunt, 2003-06	88
18. Andrew Quarless, 2006-09	87
19. Ted Kwalick, 1966-68	86

RECEPTIONS, SEASON

1. Allen Robinson, 2013	97
2. DaeSean Hamilton, 2014	82
3. Allen Robinson, 2012	77
4. O.J. McDuffie, 1992	63
Bobby Engram, 1995	63

SACKS, CAREER

1. Courtney Brown, 1996-99	33.0
2. Larry Kubin, 1977-80	30.0
3. Michael Haynes, 1999-2002	25.5
4. Tyoka Jackson, 1990-93	24.5
5. Matt Millen, 1976-79	22.0
6. Todd Atkins, 1992-95	21.0
7. Rich McKenzie, 1989-92	20.0
8. Bruce Clark, 1976-79	19.0
LaVar Arrington, 1997-99	19.0
Jay Alford, 2003-06	19.0
11. Don Graham, 1983-86	18.0
Bob White, 1983-86	18.0
13. Justin Kurpeikis, 1997-2000	17.0
Maurice Evans, 2006-08	17.0
Anthony Zettel, 2012-present	17.0
16. Shane Conlan, 1983-86	16.0

TACKLE FOR LOSS, CAREER

1. Courtney Brown, 1996-99	70
2. Brandon Short, 1996-99	51
3. Larry Kubin, 1977-80	45
4. Bruce Clark, 1976-79	43
Justin Kurpeikis, 1997-2000	43
6. Michael Haynes, 1999-2002	42
7. Shane Conlan, 1983-86	41
8. LaVar Arrington, 1997-99	39
Jimmy Kennedy, 1999-2002	39
10. Matt Millen, 1976-79	36
Tamba Hali, 2002-05	36
12. Anthony Zettel, 2012-pres.	35
13. Paul Posluszny, 2003-06	34
Dan Connor, 2004-07	34
15. Anthony Adams, 1999-2002	33
16. Todd Atkins, 1992-95	32

SACKS, SEASON

1. Larry Kubin, 1979	15
Michael Haynes, 2002	15
3. Courtney Brown, 1999	13.5
4. Maurice Evans, 2007	12.5
5. Larry Kubin, 1978	12
Aaron Maybin, 2008	12
7. Courtney Brown, 1998	11.5
Carl Nassib, 2015	11.5



GAME 1

PENN STATE 10




vs.



27 TEMPLE

LINCOLN FINANCIAL FIELD
ESPN

SEPT. 5, 2015
ATTN: 69,176



GAME RECAPS

PHILADELPHIA (AP) - P.J. Walker scored the go-ahead touchdown late in the third quarter to rally Temple to a 27-10 win over Penn State on Saturday. It was Temple's first win over the Nittany Lions in 74 years.

Temple hadn't won in the series since Oct. 18, 1941. Penn State was 38-0-1 since '41 with a 7-7 tie in 1950 the only time the Owls played without a loss.

There were 69,176 fans in attendance at Lincoln Financial Field.

Christian Hackenberg completed 11-of-25 passes good for 103 yards. Chris Godwin hauled in five of those passes for 81 yards to lead the Penn State receiving corps.

Walker made it 17-10 with a 1-yard run late in the third and the Owls cruised from there.

Penn State seemed poised for another rout when it took a 10-0 lead in the first quarter. Joey Julius, Penn State's 5-foot-10, 259-pound kicker, connected from 34 yards and Akeel Lynch scored on a 42-yard run. Penn State had 126 total yards in the first; 43 total over the second and third.

Penn State struggled on offense to sustain drives. The Nittany Lions punted on six straight possessions once it took a 10-0 lead.

Thomas scored his first TD on a 1-yard run in the second and Jones tied it 10-10 on a 40-yarder in the third.

On the seventh possession since its last score, Hackenberg's pass was intercepted by Sharif Finch and seemingly returned to the end zone for the go-ahead score. After a quick replay review, Finch was ruled down on the 2 and Walker followed with the TD for the 17-10 lead.

GAME NOTES

- Penn State is now 39-4-1 all-time vs. Temple, with a 12-4 mark in games played at Temple.
- Penn State's record in season openers is now 106-21-2.
- Penn State opened the season away from Beaver Stadium for the third consecutive season, marking the first time since 1971-73. The Nittany Lions open the 2016 season at home.
- The Nittany Lions had seven first time starters at Temple; three on offense, three on defense and one on special teams.
- First time offensive starters: OT Paris Palmer, WR Brandon Polk, TE Brent Wilkerson.
- First time defensive starters: DE Carl Nassib, CB John Reid, DE Garrett Sickels.
- First time special teams starters: PK Joey Julius.
- Ten redshirt freshmen made their debuts at Temple: RB Mark Allen, DE Torrence Brown, LB Koa Farmer, PK Joey Julius, CB Amani Oruwariye, LB Troy Reeder,

RB Nick Scott, WR DeAndre Thompkins, DT Antoine White, OT Chasz Wright.

- Five true freshmen made their debuts: RB Saquon Barkley, LB Manny Bowen, LB Jake Cooper, WR Brandon Polk, CB John Reid.
- Penn State offensive starters: Sr. - 1, Jr. - 5, So. - 4, Fr. - 1
- True freshman WR Brandon Polk started and on Penn State's first play from scrimmage ran 33 yards.
- Sophomore wide receiver Chris Godwin caught five passes for 81 yards and now has at least one catch in 13 of 14 career games.
- Godwin's five catches give him two career games with five-or-more grabs, joining his seven-catch night vs. Boston College in the New Era Pinstripe Bowl.
- Penn State defensive starters: Sr. - 4, Jr. - 3, So. - 3, Fr. - 1
- Senior defensive end Carl Nassib made a career-high 10 tackles at Temple. His previous high was 4 stops on October 5, 2013 at Indiana.
- Nassib recorded his second career solo sack, good for a 12 yard loss, in the second quarter.
- Nassib's 2.5 tackles for loss are also a career-best.
- Senior cornerback Trevor Williams tied his career-high with six tackles, matching his six stops vs. UCF on September 14, 2013.
- Williams' 2.0 TFL surpassed his career total entering the game (1.5 TFL).
- Junior linebacker Brandon Bell forced his second career fumble in the second quarter. His first forced fumble came vs. Nebraska on November 11, 2013
- Bell's 2.5 tackles for loss are a career-high, surpassing his 2.0 TFLs at Indiana on Nov. 8, 2014.
- Redshirt freshman defensive end Torrence Brown recovered his first career fumble in the second quarter.
- Junior defensive end Garrett Sickels made a career-best four tackles, surpassing his three-stop effort vs. Maryland on Nov. 1, 2014.
- Redshirt freshman PK Joey Julius connected on his first career field goal attempt, good from 34 yards to give Penn State a 3-0 lead on its first possession of the game.
- Redshirt freshman Koa Farmer returned his first career kickoff 35 yards in the second quarter.
- Redshirt freshman Mark Allen's four punt returns are the most by a single Penn State player since Justin Brown returned five punts on Oct. 29, 2011 vs. Illinois.
- The nine returns vs. Temple (5 KO, 4 P) were the most in a single game since returning nine vs. Houston on January 2, 2012 in the TicketCity Bowl.

SCORING SUMMARY

	1	2	3	4	OT	F
PSU	10	0	0	0	-	10
TU	0	7	10	10	-	27

1st	10:47	PSU	8-53/1:53/3-0
	06:34	PSU	6-75/2:41/10-0
	06:34	PSU	Akeel Lynch 42 yd run (Julius kick)
2nd	2:25	TEM	12-93/6:40/10-7
	2:25	TEM	Jahad Thomas 1 yd run (Jones kick)
3rd	6:23	TEM	7-57/3:35/10-10
	6:23	TEM	Austin Jones 40 yd field goal
	1:00	TEM	1-2/0:10/10-17
	1:00	TEM	P.J. Walker 1 yd run (Jones kick)
4th	11:14	TEM	5-49/2:47/10-24
	11:14	TEM	Jahad Thomas 24 yd run (Jones kick)
	05:41	TEM	6-25/3:36/10-27
	05:41	TEM	Austin Jones 30 yd field goal

TEAM STATS

	PSU	TU
First Downs	9	15
Rushing Yards	77	149
Passing Yards	103	168
Passing (C-A-Int)	11-25-1	16-21-0
Total Offense	180	317
Plays	52	64
Fumbles (#-Lost)	1-0	1-1
Penalties (#-Yards)	6-39	5-35
Possession Time	23:45	36:15
3rd-Down Conv.	2-13	7-17
Red-Zone	1-1	3-4
Touchdowns	0-1	2-4
Field goals	1-1	1-4

OTHER

Time of Game	3:20
Penn State	0-1, 0-0 Big Ten
Temple	1-0, 0-0 AAC

INDIVIDUAL STATISTICS

RUSHING

Penn State - Penn State-Lynch, Akeel 10-78; Polk, Brandon 2-50; Allen, Mark 2-7; Barkley, Saquon 1-1; Thompkins, DeAndre 1-0; Hackenberg, Christian 11-minus 59.

Temple - THOMAS, Jahad 29-135; WALKER, P.J. 7-11; ARMSTEAD, R. 4-8; GARDNER, Jager 2-minus 2; BENJAMIN, Samuel 1-minus 3.

PASSING

Penn State - Hackenberg, Christian 11-25-1-103
Temple - WALKER, P.J. 15-20-0-143; CHRISTOPHER, J. 1-1-0-25

RECEIVING

Penn State - Godwin, Chris 5-81; Lewis, Geno 2-15; Lynch, Akeel 2-2; Hamilton, DaeSean 1-5; Polk, Brandon 1-0.

Temple - ANDERSON, Robby 5-20; BRYANT, Ventell 2-41; PATTON, Kip 2-29; JENNINGS, Adonis 2-16; WALKER, P.J. 1-25; DELOATCH, Romond 1-19; CHRISTOPHER, J. 1-13; ARMSTEAD, R. 1-3; THOMPSON, Colin 1-2.

TOP TACKLERS (T-UA-A)

Penn State - Nassib, Carl 10-4-6; Bell, Brandon 7-4-3; Cabinda, Jason 7-3-4; Williams, Trevor 6-4-2; Johnson, Austin 6-1-5; Zettel, Anthony 5-3-2; Reid, John 5-2-3
Temple - MATAKEVICH, T. 7-4-3; YOUNG, Tavon 6-5-1; SMITH, Nate D. 5-4-1; ALWAN, Jarred 5-1-4



@PennStateFBall



PSUFBall

2015

PSUnrivald.com

GoPSUsports.com

GAME 2

BUFFALO 14




vs.



27 PENN STATE

BEAVER STADIUM
ESP2 SEPT. 12, 2015
ATTN: 93,065



GAME RECAPS

UNIVERSITY PARK, Pa. - Penn State scored on three consecutive drives starting late in the third quarter en route to a 27-14 victory over Buffalo in the home opener on a rainy Saturday afternoon in Beaver Stadium.

Buffalo pulled within three points, 10-7 with a touchdown late in the third quarter, but a Penn State field goal before the end of the third quarter and a pair of touchdowns on the next two drives to start the fourth put the game out of reach.

Carl Nassib once again led the defense for Penn State, hauling in an interception that led to a field goal, posting three sacks and forcing two fumbles. The Nittany Lion defense held Buffalo to 274 yards (69 rushing, 205 passing) of total offense. It was the fewest rushing yards allowed since yielding 68 again Illinois last season.

On the other side of the ball, Penn State totaled 200 yards rushing, led by true freshman running back Saquon Barkley, who totaled 115 yards on 12 attempts with a touchdown. He is the first PSU true freshman to rush for more than 100 yards in a game since Silas Redd had 131 yards on 11 carries and scored one touchdown against Northwestern in 2010. Barkley broke off back-to-back runs totaling 50 yards to start Penn State's first possession of the fourth quarter, which led to a touchdown and 20-7 Penn State lead. He also found the end zone with 9:02 remaining in the contest from nine yards out for a 27-7 lead.

Another true freshman, Brandon Polk, totaled 45 yards on three carries, scampering 22 yards for a touchdown for the Lions' first score of the game, and adding another to setup a short field goal attempt late in the third quarter. It marked the first time since 2005 that Penn State had two true freshmen score a touchdown in the same game.

Christian Hackenberg finished with one touchdown and 127 yards passing, completing 14-of-27 attempts in wet conditions. He connected on a 38-yard pass play to Chris Godwin who led the receiving corps with five receptions for 75 yards, to setup Barkley's fourth quarter score. DaeSean Hamilton hauled in a 5-yard touchdown reception on the drive keyed by Barkley's big runs and totaled three catches for 15 yards.

The offense was strongest in the second half, totaling 202 yards, and did not yield a sack in the game for the first time since 2013 in a win over Wisconsin. The Lions did not turn the ball over either for the first time since last season's tilt against UMass.

Contributing on defense in addition to Nassib were Austin Johnson and Troy Reeder. Johnson posted a career-high nine tackles, including 2.5 for loss and 1.5 sacks. Reeder also surpassed a career high with seven tackles in his first career start.

The Nittany Lion special teams contributed, as well, returning both a punt return and kick return for at least 58 yards in the same game for the first time since 2007, when they accomplished the feat against Notre Dame.

Buffalo quarterback Joe Licata completed 24-of-35 pass attempts for 205 yards and two touchdowns, but was sacked six times for 47 yards and picked off once. Ron Willoughby was his top target with eight catches for a touchdown, and Marcus McGill caught four passes for 45 yards and a touchdown. Anthonie Taylor added 93 yards on the ground with 18 carries.

The game had an electrifying start as Penn State's Nick Scott returned the opening kickoff 58 yards to the Buffalo 42. It was the longest for Penn State since Chaz Powell had a 92-yard return against Purdue in 2011.

A 22-yard touchdown run on a sweep to Polk was the game's first score and gave Penn State a 7-0 lead with 6:57 remaining in the first half. A 58-yard punt return by DeAndre Thompkins, on which he was barely tripped up by UB punter Tyler Grassman on a diving play, setup the two-play scoring drive at Buffalo's 24. It was the longest punt return by a Nittany Lion since Derrick Williams' 63-yard punt return for a touchdown at Wisconsin in 2008.

With Buffalo on its own 33 on the ensuing possession, Anthony Zettel burst through the UB line and tipped a Licata pass, and Nassib was able to haul it in with one hand for the interception, which he returned 10 yards to the UB 12. Joey Julius converted a 22-yard field goal to cap the drive with 3:58 left in the half.

After the halftime break, Willoughby capped a 11-play, 78-yard drive with a 14-yard touchdown reception to cut Penn State's lead to three.

Penn State converted a field goal on its next possession, and then after a UB three-and-out, Barkley broke free on the first PSU play for 33 yards to the Buffalo 29, and then ran down the middle and leapt over a safety before being brought down after a 17-yard gain. Hackenberg threw for seven yards to Godwin and connected with Hamilton on a 5-yard touchdown reception for a 20-7 lead with 12:04 remaining in the game.

Another three-and-out led to Penn State's final scoring drive, as the Lions drove 74 yards on just six plays, a 15-yard pass interference penalty and a 38-yard connection between Hackenberg and Godwin led to Barkley's 9-yard touchdown run.

Buffalo drove 82 yards on 13 plays to reach the end zone on a 10-yard reception by McGill with 4:38 remaining, but two sack-fumbles by Nassib helped prevent UB from mustering another scoring drive.

SCORING SUMMARY

	1	2	3	4	OT	F
UB	0	0	7	7	-	14
PSU	0	10	3	14	-	27

2nd	6:57	PSU	2-24/0:37/0-7
		Brandon Polk 22 yd run (Julius kick)	
	3:38	PSU	4-7/1:54/0-10
		Joey Julius 22 yd field goal	
3rd	5:33	UB	11-78/4:48/7-10
		Ron Willoughby 14 yd pass from Licata (Mitcheson Kick)	
	0:20	PSU	12-51/5:07/7-13
		P.J. Walker 1 yd run (Jones kick)	
4th	12:04	PSU	4-62/1:25/7-20
		DaeSean Hamilton 5 yd pass from Hackenberg (Julius Kick)	
	09:02	PSU	6-74/1:54/7-27
		Saquon Barkley 9 yd run	
	4:38	UB	13-82/4:18/14-27
		Marcus McGill 10 yd pass from Licata	

TEAM STATS

	UB	PSU
First Downs	15	15
Rushing Yards	69	200
Passing Yards	205	128
Passing (C-A-Int)	24-35-1	14-27-0
Total Offense	274	328
Plays	68	66
Fumbles (#-Lost)	2-0	0-0
Penalties (#-Yards)	14-107	7-65
Possession Time	30:26	29:34
3rd-Down Conv.	5-16	6-15
Red-Zone	2-2	4-5
Touchdowns	2	2
Field goals	0	2

OTHER

Time of Game	3:35
Buffalo	1-1, 0-0 MAC
Penn State	1-1, 0-0 Big Ten

INDIVIDUAL STATISTICS

RUSHING

Buffalo-Taylor, Anthonie 18-93; Johnson, Jordan 9-23; Licata, Joe 6-minus 47.
Penn State-Barkley, Saquon 12-115; Lynch, Akeel 19-46; Polk, Brandon 3-45; Hackenberg, Christian 2-4; Allen, Mark 1-2; TEAM 2-minus 12.

PASSING

Buffalo-Licata, Joe 24-35-1-205.
Penn State-Hackenberg, Christian 14-27-0-128

RECEIVING

Buffalo-Willoughby, Ron 8-80; McGill, Marcus 4-45; Lisa, Collin 3-21; Schreck, Mason 2-18; Robinson, Malco 2-12; Taylor, Anthonie 2-7; Martinez, Jacob 1-17; Johnson, Jordan 1-3; Weiser, Matt 1-2.
Penn State-Godwin, Chris 5-75; Hamilton, DaeSean 3-15; Gesicki, Mike 3-14; Carter, Kyle 2-13; Lewis, Geno 1-11.

TOP TACKLERS (T-UA-A)

Buffalo-Baker, Marqus 7-5-2; Alozie, Okezie 7-3-4; Williamson, Rya 7-3-4; Berry, Brandon 6-4-2; Gilbo, Nick 6-4-2; Ross, Boise 5-2-3;
Penn State-Johnson, Austin 9-4-5; Reeder, Troy 7-5-2; Allen, Marcus 6-3-3; Cabinda, Jason 6-2-4; Williams, Trevor 5-5-0; Nassib, Carl 5-4-1; Lucas, Jordan 5-3-2; Zettel, Anthony 5-2-3.

GAME 3

RUTGERS **3**

R vs.

28 **PENN STATE**

BEAVER STADIUM
BTN SEPT. 19, 2015
ATTN: 103,323



GAME RECAPS

UNIVERSITY PARK, Pa. - Saquon Barkley rushed for 195 yards and two touchdowns to lead Penn State past Rutgers, 28-3, in the Big Ten opener on a rainy Saturday night in Beaver Stadium. The Nittany Lions took command of the game in the second quarter with three touchdowns in front a "Stripe Out" crowd of 103,323.

Penn State led Rutgers 21-0 at halftime and did not allow the Scarlet Knights to reach the red zone until doing so once in the fourth quarter, yielding a field goal. The three points allowed was the fewest for the Nittany Lions since 2011 against Iowa.

The Nittany Lion ground game keyed the offense totaling 330 of 471 total offensive yards, with 174 coming in the first half. It was the most yards gained on the ground for the Lions since 2009 when they totaled 338 and the first time they broke the 200-yard mark in consecutive games since the same year.

Barkley posted his second consecutive game of more than 100 yards, finding the end zone twice and totaling his season-high 195 yards on 21 carries, the most yards for a PSU true freshman rusher since 1998 and the most for any PSU rusher since Bill Belton totaled 201 in 2013. Barkley was particularly strong in the second half, totaling 140 yards and a touchdown on 11 rushes.

Fellow running back Akeel Lynch also broke 100 yards, totaling 120 on 10 carries, with nine carries and 115 yards coming in the first half, including a career-best 75-yard touchdown run. It was the first time Penn State had two 100-yard rushers in a game since Lynch and Belton accomplished the feat in 2013.

The Nittany Lion defense forced Rutgers to punt on its first five possessions before Grant Haley hauled in an interception on the sixth and final RU drive of the first half.

John Reid hauled in his first interception and recovered a late fumble, as the Lions pulled in a season-high three turnovers. The Blue and White continued to penetrate the backfield as well, totaling 9.0 tackles for loss and 5.0 sacks. Defensive tackle Austin Johnson led the team with 2.0 backfield stops, including a sack. Carl Nassib continued his strong start, tallying his team-best fifth sack as part of 1.5 backfield tackles. Safety Marcus Allen led the team with 11 tackles, including seven solo stops.

Christian Hackenberg completed 10-of-19 passes with one interception for 141 yards, and was not sacked for a second consecutive game. His top target was DaeSean Hamilton who totaled 81 yards on four catches in the first half, and finished with five for 86 yards. Chris Godwin also caught four passes, totaling 49 yards.

Rutgers quarterback Chris Laviano completed 27 of 42 passing attempts for 251 yards with two interceptions.

Josh Hicks led the ground game with 49 yards, but the Scarlet Knights only totaled 43 for the game, the fewest Penn State had allowed since holding Maryland to 33 last season. Carlton Agudosi led 10 Rutgers pass catchers with six receptions for 80 yards.

After playing the field position game on its first two drives of the game, pinning Rutgers on its own 2- and 10-yard lines, respectively, with punts from Chris Gulla, the Penn State offense found the end zone on its third possession, driving 80 yards on 12 plays in a season-long six minutes, two seconds. Hackenberg found Godwin along the right sideline for a 30-yard gain on the first play, and then the Nittany Lions pounded the ball into the red zone with eight consecutive running plays. On 3rd-and-3 from the 17, Hackenberg found Hamilton for a 13-yard gain to the 4-yard line, setting up an end-around to redshirt freshman wide receiver DeAndre Thompkins from two yards out for his first career touchdown with 12:10 remaining in the second quarter.

The Lions went three-and-out on their next possession, but scored on their next two.

Starting at the Penn State 10, the Lions drove 90 yards on eight plays for their longest drive of the season. Hackenberg found Hamilton with a short pass in the middle of the field that Hamilton was able to turn into a 48-yard gain to the Rutgers' 42. The Nittany Lions then handed off to Barkley on six of the next seven plays, and he capped the drive with a 15-yard touchdown run with 2:06 remaining in the half.

After another Rutgers' punt, Penn State took over on its own 25 with 1:14 on the clock. Lynch broke through a hole in the middle and ran 75 yards to the end zone.

Rutgers assembled the longest drive of the scoreless third quarter, advancing 54 yards on seven plays before Reid ended it with his first career interception.

Rutgers reached the red zone for the first time with just under 12 minutes remaining in the fourth quarter, capping a 16-play, 71-yard drive with a 34-yard field goal. The drive took 7:13.

A 40-yard rush by Barkley keyed Penn State's ensuing drive, but a Hackenberg pass from the Rutgers' 28 was intercepted by Anthony Cioffi at the 1-yard line with 7:57 remaining.

Rutgers reached midfield on their first two plays, but three consecutive sacks by Nassib, Jordan Lucas and Johnson, respectively, moved Rutgers back to its own 21.

Barkley responded on the ensuing possession, breaking off a 54-yard run to the Rutgers' 16 on the first play, and rushing into the end zone on the next for the final margin.

SCORING SUMMARY

	1	2	3	4	OT	F
RU	0	0	3	0	-	3
PSU	0	21	0	7	-	28

2nd	12:10	PSU		12-80/6:02/0-7
		DeAndre Thompkins 2 yd run (Julius kick)		
	2:06	PSU		8-90/3:27/0-14
		Saquon Barkley 15 yd run (Julius kick)		
	1:04	PSU		1-75/0:10/0-21
		Akeel Lynch 75 yd run (Julius kick)		
4th	10:35	RU		16-71/7:13/3-21
		Kyle Federico 34 yd field goal		
	4:21	PSU		2-70/0:40/3-28
		Saquon Barkley 16 yd run (Julius kick)		

TEAM STATS

	RU	PSU
First Downs	20	17
Rushing Yards	43	330
Passing Yards	251	141
Passing (C-A-Int)	27-42-2	10-19-1
Total Offense	294	471
Plays	74	60
Fumbles (#-Lost)	3-1	0-0
Penalties (#-Yards)	8-29	8-80
Possession Time	32:39	27:21
3rd-Down Conv.	5-15	4-12
Red-Zone	1-1	3-4
Touchdowns	0	4
Field goals	1	0

OTHER

Time of Game	3:18	
Rutgers	1-2, 0-1 Big Ten	
Penn State	2-1, 1-0 Big Ten	

INDIVIDUAL STATISTICS

RUSHING

Rutgers-Hicks, Josh 7-49; Martin, Robert 5-20; James, Paul 10-7; Goodwin, Justin 1-4; Laviano, Chris 9-minus 37.

Penn State-Barkley, Saquon 21-195; Lynch, Akeel 10-120; Polk, Brandon 1-6; Scott, Nick 1-5; Hackenberg, Christian 2-3; TEAM 1-1; Thompkins, DeAndre 2-1; Allen, Mark 3-minus 1

PASSING

Rutgers-Laviano, Chris 27-42-2-251

Penn State-Hackenberg, Christian 10-19-1-141

RECEIVING

Rutgers-Agudosi, C. 6-80; Grant, Janarion 4-22; Flanagan, Matt 3-26; Scarff, Charles 3-16; Patton, Andre 2-42; Hicks, Josh 2-21; Goodwin, Justin 2-16; Tsimis, John 2-10; Arcidiacono, N. 2-7; James, Paul 1-11.

Penn State-Hamilton, DaeSean 5-86; Godwin, Chris 4-49; Gesicki, Mike 1-6.

TOP TACKLERS (T-UA-A)

Rutgers-Gause, Quentin 8-5-3; Lewis, Kaiwan 8-4-4; Longa, Steve 8-4-4; Jacobs, Davon 7-6-1; Cioffi, Anthony 6-5-1; Pinnix-Odrick 5-4-1; Wharton, Isaiah 4-2-2; Lambert, Q. 3-2-1.

Penn State-Johnson, Austin 9-4-5; Reeder, Troy 7-5-2; Allen, Marcus 6-3-3; Cabinda, Jason 6-2-4; Williams, Trevor 5-5-0; Nassib, Carl 5-4-1; Lucas, Jordan 5-3-2; Zettel, Anthony 5-2-3.



@PennStateFBall



PSUFBall

2015

PSUnrivald.com

GoPSUsports.com

GAME 4

SAN DIEGO STATE 21

37 **PENN STATE**

BEAVER STADIUM
BTN SEPT. 26, 2015
ATTN: 95,107



GAME RECAPS

UNIVERSITY PARK, Pa. - Penn State scored three touchdowns off three San Diego State fumbles en route to a 37-24 victory in non-conference football action Saturday afternoon in Beaver Stadium. Quarterback Christian Hackenberg completed 21-of-35 pass attempts for 296 yards and three touchdowns, while defensive tackle Austin Johnson returned a fumble 71 yards for a touchdown to put the game out of reach in the fourth quarter.

The game turned in Penn State's favor late in the first half when San Diego State muffed a punt and fumbled in Nittany Lion territory in the final 2:33. The Aztecs led 14-13 but the turnovers allowed Penn State to take a 27-14 lead into the locker room after Hackenberg capped both resulting drives with touchdown passes.

Chris Godwin and DaeSean Hamilton led the Lions with five receptions each, with Godwin totaling 78 yards and a touchdown. Godwin also recovered the muffed punt late in the second quarter. Saeed Blacknall led in yardage, totaling a career-high 101 yards on four receptions, including career-long receptions of 45 and 46 yards. Running backs Saquon Barkley and Mark Allen both factored in the passing game, each notching their first receiving touchdowns.

Barkley led the team on the ground with 62 yards on eight carries, all in the first quarter and early second quarter.

Penn State was strong defensively, yielding only two drives longer than 36 yards, and 242 total yards. The Nittany Lions' 141 passing yards allowed were their fewest against an FBS non-conference opponent since holding Kent State to 134 in 2013. SDSU's first touchdown came on a 100-yard kickoff return by Rashaad Penny, and its last came after getting the ball on the Penn State 21-yard line after a Nittany Lion muffed punt early in the third quarter. Not including special teams scores, the Nittany Lion defense has not allowed more than seven points in the first half of 10 consecutive games.

Defensive tackle Anthony Zettel led the unit with a career-high seven tackles, including a team-best 2.5 for loss and a half sack. He also recovered a fumble that led to a touchdown and broke up one pass. Defensive end Carl Nassib had 2.0 of the team's five sacks, including the sack-forced fumble that led to Johnson's touchdown run. Defensive end Garrett Sickels forced the fumble that Zettel recovered and recorded a half sack and pass breakup in addition to three tackles.

Penny led SDSU with 192 all-purpose yards, including the 100-yard kickoff return and a 55-yard rush that keyed a touchdown drive. Donnel Pumphrey rushed for 56 yards and a touchdown on 18 carries and caught four passes for 51 yards. Quarterback Maxwell Smith completed 10-of-29 passes for 141 yards and a touchdown, targeting Mikah

Holder for 78 yards and a touchdown.

SDSU's fumbles before halftime allowed Penn State to score two touchdowns in the final 1:03 before the break.

Lloyd Mills muffed a 44-yard punt from Penn State's Chris Gulla at the SDSU 27. The Nittany Lions found the end zone in four plays, as Allen capped the short drive with a 13-yard touchdown reception with 1:03 remaining in the half. Allen pulled in the short pass near the line of scrimmage and leapt into the end zone as he was tripped up. He was originally marked down at the two, but the spot was overturned upon video review.

After the ensuing kickoff, SDSU took over on its own 25-yard line, but Sickels stripped Pumphrey of the ball on the first play from scrimmage, and Zettel pounced on it, giving the Lions the ball back on the 23 with 55 seconds remaining in the half.

After a sack, Hackenberg led the Lions to the 11, completing an 8-yard pass to Kyle Carter and a 7-yard pass to Hamilton on 3rd-and-5. Hackenberg then converted another third down after a pair of incompletions, finding Godwin in the middle of the field for an 11-yard touchdown with 17 seconds left before the break.

Hackenberg completed 16-of-24 pass attempts in the half for 234 yards and three touchdowns. Blacknall caught three of the passes for 98 yards. The Nittany Lions outgained SDSU in total offense 297-81 yards.

San Diego State threatened in the second half, taking advantage of a muffed punt for a six-play, 21-yard touchdown drive. Pumphrey capped the drive with a 1-yard touchdown run. Late in the third quarter when SDSU began to drive on offense again. Starting at their own 18, a 31-yard pass from Smith to Holder moved the Aztecs to the PSU 24. The drive came to an abrupt end though when Nassib forced Smith to fumble on the next play, planting his helmet on the quarterback's arm just before it could come forward. The 6-4, 323-pound Johnson scooped up the resulting fumble and rumbled 71-yards to the end zone for a 34-21 lead with 13:44 remaining.

Joey Julius would convert his third field goal of the game with 9:52 remaining for the final margin. A 32-yard pass from running back Nick Scott to Godwin moved the Lions into range at the SDSU 13.

SCORING SUMMARY

	1	2	3	4	OT	F
SDSU	7	7	7	0	-	21
PSU	10	17	0	10	-	37

1st	4:20	PSU	7-66/3:42/0-7
		Saquon Barkley 22 yd pass from Hackenberg (Julius kick)	
	4:08	SDSU	7-7
		Rashaad Penny 100 yd kickoff return (Hageman kick)	
	0:43	PSU	7-53/3:18/7-10
		Joey Julius 40 yd field goal	
2nd	11:59	PSU	7-72/2:49/7-13
		Joey Julius 24 yd field goal	
	10:23	SDSU	3-75/1:36/14-13
		Mikah Holder 19 yd pass from Smith (Hageman kick)	
	1:03	PSU	4-27/1:30/14-20
		Mark Allen 13 yd pass from Hackenberg (Julius kick)	
	0:17	PSU	6-23/0:38/14-27
		Chris Godwin 11 yd pass from Hackenberg (Julius kick)	
3rd	8:11	SDSU	6-21/3:12/21-27
		Donnel Pumphrey 1 yd run (Hageman kick)	
4th	13:44	PSU	21-34
		Austin Johnson 71 yd fumble recovery (Julius kick)	
	9:52	PSU	8-52/2:51/21-37
		Joey Julius 26 yd field goal	

TEAM STATS

	SDSU	PSU
First Downs	13	19
Rushing Yards	101	72
Passing Yards	141	328
Passing (C-A-Int)	10-29-0	22-36-0
Total Offense	242	400
Plays	63	70
Fumbles (#-Lost)	4-3	2-1
Penalties (#-Yards)	4-32	5-37
Possession Time	25:26	34:34
3rd-Down Conv.	5-17	4-15
Red-Zone	2-2	5-5
Touchdowns	2	2
Field goals	0	3

OTHER

Time of Game	3:27
SDSU	1-3, 0-0 MWC
Penn State	3-1, 1-0 Big Ten

INDIVIDUAL STATISTICS

RUSHING

San Diego State-Pumphrey, Donnel 18-56; Penny, Rashaad 1-55; Price, Chase 4-24; TEAM 3-minus 5; SMITH, Maxwell 8-minus 29
Penn State-Barkley, Saquon 8-62; Lynch, Akeel 10-18; Scott, Nick 6-9; Allen, Mark 5-5; Polk, Brandon 1-1; Hackenberg, Christian 3-minus 6; TEAM 1-minus 17.

PASSING

San Diego State-Smith, Maxwell 10-29-0-141
Penn State-Hackenberg, Christian 21-35-0-296; Scott, Nick 1-1-0-32.

RECEIVING

San Diego State-Holder, Mikah 4-78; Pumphrey, Donnel 4-51; Price, Chase 1-10; Mills, Lloyd 1-2.
Penn State-Godwin, Chris 5-78; Hamilton, DaeSean 5-40; Blacknall, Saeed 4-101; Carter, Kyle 3-47; Allen, Mark 2-29; Gesicki, Mike 2-11; Barkley, Saquon 1-22.

TOP TACKLERS (T-UA-A)

San Diego State-Fely, Jake 10-5-5; Kazee, Damontae 8-6-2; Kelly, Kameron 8-6-2; Smith, Malik 7-3-4; Whittaker, J.J. 6-4-2; Munson, Calvin 5-2-3
Penn State-Zettel, Anthony 7-3-4; Reeder, Troy 6-2-4; Bell, Brandon 4-3-1; Cabinda, Jason 4-0-4; Apke, Troy 3-3-0; Haley, Grant 3-3-0; Golden, Malik 3-1-2; Sickels, Garrett 3-1-2; White, Antoine 3-1-2

GAME 5

ARMY WEST POINT **14**




vs.



20 PENN STATE

BEAVER STADIUM
ESPNU

OCT. 3, 2015
ATTN: 107,387



GAME RECAPS

UNIVERSITY PARK, Pa. - Linebacker Jason Cabinda made a career-high 14 tackles and forced a fumble, as Penn State's defense led the Nittany Lions to a 20-14 victory over Army West Point on a rainy Saturday afternoon in Beaver Stadium. The unit recovered three fumbles for a second consecutive game and Cabinda also secured the victory with a sack on fourth-and-5 in Penn State territory in the game's final two minutes.

It was Penn State's fourth consecutive victory in its fourth consecutive home game, giving the Nittany Lions their best home start since 2008. The Lions led the game for their second offensive possession until the end.

Penn State running back Nick Scott totaled 54 yards on the ground on 12 attempts and gave the Lions the early lead with an 11-yard touchdown run for his first career score. He also caught one pass for 22 yards.

Quarterback Christian Hackenberg completed 10-of-19 passing attempts, for 156 yards. Ninety-one yards came on what proved to be the game-deciding scoring drive late in the third quarter, as he marched the Lions down the field on just three plays, connecting with wide receiver Chris Godwin on a 49-yard pass and finding tight end Mike Gesicki for a 33-yard touchdown reception. It was Hackenberg's 37th career touchdown pass to tie Chuck Fusina for seventh all-time at Penn State.

Godwin finished with 66 yards and four catches, while Gesicki's touchdown was the first of his career which fittingly came on his birthday.

Quarterback A.J. Schurr led the Army's triple-option offense, running 24 times for 74 yards and both of the team's touchdowns, including a 56-yard touchdown run. He completed his lone pass attempt for 32 yard, leading to his first touchdown in the third quarter. Dropping back to pass only a handful of times, Schurr was sacked three times, twice by Cabinda and once by Carl Nassib, who entered the game leading the country in the category and has recorded a sack in each game this season.

Army's single completion matches the lowest total of the year, and its one attempt is also the lowest thus far this year. Nine different Black Knights carried the ball, totaling 261 yards.

The wet conditions made handling the ball difficult for both teams. It made the passing game difficult for the Lions, while Army fumbled seven times with only two being forced, by Cabinda and Anthony Zettel, respectively. Manny Bowen, Von Walker and Garret Sickels each recovered fumbles. Penn State's six fumble recoveries in consecutive games (3 vs. San Diego State and 3 vs. Army) are its most since having six at Virginia (3) and vs. Navy (3) in 2012.

Penn State received the opening kickoff and went three-

and-out, but received the ball back immediately when Army fumbled the snap on their very first play and Sickels recovered it at the Army 42. The Nittany Lions were then able to drive to the end zone on eight plays. Hackenberg converted a fourth-and-4 with a 12-yard pass to DaeSean Hamilton to the Army 11 to keep the drive alive. Scott then rushed across the goal line on the next play for the touchdown.

Army was unable to cross midfield until early in the second quarter, when an 11-yard gain by Drue Harris placed the Black Knights at the Penn State 43. Jordan Asberry fumbled on the next play though and Walker recovered it.

Another fumble on Army's next drive set up a Penn State field goal drive starting at the Army 41. A career-long 19-yard rush by Hackenberg keyed the drive, and placekicker Joey Julius converted from 37 yards with just 25 seconds remaining in the half for a 10-0 advantage.

The Nittany Lions added a field goal on their first drive of the third quarter, as Julius connected from 27 yards for a 13-0 lead.

Penn State held Army to just 77 yards of offense in the first half, but was able to make progress in the second half. Army responded on its ensuing possession with an eight-play, 76-yard touchdown drive, as Schurr completed a 32-yard pass to Edgar Poe to move the Black Knights to the Penn State 12. Schurr then rushed himself the next three plays, finding the end zone from three yards out.

Both teams then traded punts, resulting in Penn State taking over at its own 9-yard line with 1:13 remaining in the third quarter, but Hackenberg was able to engineer a three-play, 91-yard touchdown drive. Hackenberg found Kyle Carter for a quick 9-yard gain, but then connected with Godwin on a 49-yard pass down the middle, and the capped the drive with a 33-yard touchdown pass to Gesicki at the conclusion of the quarter for a 20-7 lead.

However, Schurr broke free for a 56-yard touchdown run on Army's next possession to cut the deficit to six points again with 11:04 remaining in the fourth quarter.

Penn State was only able to get one first down after the kickoff and was forced to punt, giving the Black Knights the ball at their own 15 after a holding penalty during the return. The Nittany Lion defense only yielded 42 yards on nine plays in more than six minutes before Cabinda dropped Schurr for a 10-yard loss on fourth-and-5 with 1:21 remaining.

SCORING SUMMARY

	1	2	3	4	OT	F
ARMY	0	0	7	7	-	14
PSU	7	3	10	0	-	20

1st	9:57	PSU	8-42/3:29/0-7
		Nick Scott 11 yd run (Julius kick)	
2nd	0:25	PSU	7-21/3:17/0-10
		Joey Julius 37 yd field goal	
3rd	9:53	PSU	5-19/2:40/0-13
		Joey Julius 27 yd field goal	
	5:36	ARMY	8-76/4:11/7-13
		A.J. Schurr 3 yd run (Grochowski kick)	
	0:00	PSU	3-91/1:13/7-20
		Mike Gesicki 33 yd pass from Hackenberg (Julius kick)	
4th	11:04	ARMY	7-84/3:56/14-20
		A.J. Schurr 56 yd run (Grochowski kick)	

TEAM STATS

	ARMY	PSU
First Downs	17	12
Rushing Yards	261	108
Passing Yards	32	156
Passing (C-A-Int)	1-1-0	10-19-0
Total Offense	293	264
Plays	56	53
Fumbles (#-Lost)	7-3	0-0
Penalties (#-Yards)	4-45	3-20
Possession Time	31:19	28:41
3rd-Down Conv.	5-9	5-15
Red-Zone	1-1	3-3
Touchdowns	1	1
Field goals	0	2

OTHER

Time of Game	2:50
Army	1-4
Penn State	4-1, 1-0 Big Ten

INDIVIDUAL STATISTICS

RUSHING

Army-Schurr, A.J. 24-74; Trainor, John 8-69; Giachinta, Matt 7-54; Harris, Drue 7-35; Kemper, Aaron 4-25; Walker, Joe 1-7; Asberry, Jordan 2-5; Black, Nicholas 1-2; Drake, C. 1-minus 10.
Penn State-Scott, Nick 12-54; Thomas, Johnathan 7-28; Allen, Mark 6-17; Polk, Brandon 1-14; Hackenberg, Christian 5-3; TEAM 3-minus 8.

PASSING

Army-Schurr, A.J. 1-1-0-32.
Penn State-Hackenberg, Christian 10-19-0-156.

RECEIVING

Army-Poe, Edgar 1-32.
Penn State-Godwin, Chris 4-66; Wilkerson, Brent 2-14; Gesicki, Mike 1-33; Schurr, Nick 1-22; Hamilton, DaeSean 1-12; Carter, Kyle 1-9.

TOP TACKLERS (T-UA-A)

Army-Timpf, Jeremy 8-3-5; King, Andrew 8-3-5; Jackson, B. 7-5-2; Aukerman, Alex 5-2-3; Wolf, Bayle 4-2-2.
Penn State-Cabinda, Jason 6-8; Lucas, Jordan 5-3; Bowen, Manny 5-1; Apke, Troy 1-4; Haley, Grant 3-1; Zettel, Anthony 2-2; Reeder, Troy 2-2; Brown, Torrence 1-3; Johnson, Austin 1-3; Cothran, Curtis 0-4.



@PennStateFBall



PSUFBall

2015

PSUnrivald.com

GoPSUsports.com

GAME 6

INDIANA 7

vs.

29 PENN STATE

BEAVER STADIUM
ESPN
OCT. 10, 2015
ATTN: 97,873



GAME RECAPS

UNIVERSITY PARK, Pa. - Penn State quarterback Christian Hackenberg accounted for all four touchdowns and became the second player in school history to surpass 7,000 career passing yards, as he led the Nittany Lions past Indiana, 29-7, in Big Ten football action on a sunny Saturday afternoon in Beaver Stadium.

The Penn State defense held Indiana's league-leading offense, which was averaging 498.2 yards per game entering the contest, to just 234 yards and a first-quarter touchdown. Defensive end Carl Nassib registered two sacks and two forced fumbles, as the Lions totaled four sacks - one more than Indiana had allowed prior all season. Defensive tackle Austin Johnson also recorded a sack and was one of three Lions with nine tackles.

Hackenberg used both his arm and his legs to move the ball downfield. He completed 21-of-39 passing attempts for 262 yards and two touchdowns, while setting career-highs rushing with two more touchdowns, 21 yards and a career-best 22-yard run. Wide receiver Chris Godwin was his top target with four catches for 14 yards, while fellow receivers DaeSean Hamilton and Brandon Polk both caught 39-yard touchdown passes. Hackenberg targeted eight different receivers in the contest.

The Lions used seven different ball carriers to total 154 yards rushing on 32 attempts. Nick Scott and Mark Allen had eight carries each, with Scott totaling a career-best 57 yards and Mark Allen totaling a career-best 45.

Indiana quarterback Zander Diamont led the Hoosiers in the air with nine completions on 17 attempts for 90 yards, and also led on the ground with 11 rushes for 38 yards and the team's lone touchdown. However, he left the game in the third quarter and freshman Danny Cameron completed 6-of-16 passes for 65 yards with one interception in relief. Ricky Jones was the game's leading receiver with five catches for 59 yards.

Marcus Oliver paced the Indiana defense with a game-high 13 tackles, while Nick Mangieri and Zack Shaw recorded two sacks each.

Hackenberg did most of his damage in the first half, throwing for two touchdowns and rushing for one. He completed 12-of-23 passing attempts for 186 yards, while rushing five times for 28 yards.

Both teams scored touchdowns in the first quarter. Penn State struck first on its third offensive drive, taking advantage of an Indiana personal foul that negated a lost fumble on third-and-10 from Penn State's own 36.

The penalty moved the Nittany Lions to the Indiana 49, and they scored two plays later. Hackenberg threw a short pass to Scott out of the backfield for 10 yards, and then Polk used his speed to get behind the Hoosiers' secondary

for a 39-yard touchdown reception - the first of his career - with 7:35 remaining in the first quarter

Indiana would answer on its ensuing possession, driving 65 yards on eight plays for a game-tying touchdown. Diamont moved Indiana into Penn State territory with a 10-yard rush, and then after a rushing attempt for no gain, connected on passes of 14 and 17 yards on consecutive plays to reach the PSU 12. He called his own number on the next play and rushed to the right for a touchdown with 4:11 remaining in the quarter.

Indiana caught Penn State off guard with an onside kick and kept the ball on offense, but the Nittany Lion defense forced a three-and-out - one of six on the day. Penn State took over at its own 7 and drove 50 yards on seven plays into Hoosier territory, but Mark Allen failed to hold on to a hand off and fumbled the ball away with four seconds remaining in the opening quarter for the Lions' first lost fumble on offense this season.

Penn State's defense continued to hold, and the Lion offense found the end zone again on its second drive of the second quarter after starting at its own 20. Mark Allen rushed for a career long 28 yards, and Hackenberg connected with Godwin for 14 yards to the IU 38-yard line. Allen lost a yard on his next carry, but Hackenberg found Hamilton down the right side for a 39-yard touchdown completion with 5:40 remaining in the half. The extra point attempt was no good, giving Penn State a 13-7 lead.

After an Indiana three-and-out, highlighted by Johnson's sack for a loss of 10 yards, Hackenberg used his legs to key Penn State's next touchdown drive. Hackenberg used a 9-yard rush to advance to Indiana's 35 and, one play later, a 22-yard rush to Indiana's 6. One play later from the 1, he ran around the right end untouched into the end zone with 36 seconds remaining in the half. The extra point try attempt failed again, and Penn State took a 19-7 lead into the halftime break.

The defenses ruled the third quarter, as Penn State was held to just 29 yards and Indiana was unable to get into scoring range despite 118 yards of offense. Indiana regained possession late in the third after a Penn State three-and-out, but cornerback John Reid intercepted a dropped pass at the Penn State 48. The play led to a seven-play, 52-yard touchdown drive that Hackenberg capped with a 5-yard run and dive into the end zone. A 21-yard completion to Kyle Carter on third-and-3 from the Indiana 45 kept the drive going.

A 30-yard field goal for Penn State from Tyler Davis in the fourth quarter resulted in the final margin.

SCORING SUMMARY

	1	2	3	4	OT	F
IND	7	0	0	0	-	7
PSU	7	12	0	10	-	29

1st	7:35	PSU	4-64/1:06/0-7
		Brandon Polk 39 yd pass from Hackenberg (Julius kick)	
	4:11	IND	8-65/3:24/7-7
		Zander Diamont 12 yd run (Oakes kick)	
2nd	5:40	PSU	4-80/2:02/7-13
		DaeSean Hamilton 39 yd pass from Hackenberg (kick failed)	
	0:36	PSU	7-62/3:08/7-19
		Christian Hackenberg 1 yd run (kick failed)	
4th	10:37	PSU	7-52/3:51/7-26
		Christian Hackenberg 5 yd run (Davis kick)	
	5:33	PSU	7-15/3:33/7-29
		Tyler Davis 30 yd field goal	

TEAM STATS

	IND	PSU
First Downs	14	22
Rushing Yards	79	154
Passing Yards	155	266
Passing (C-A-Int)	15-33-1	22-40-0
Total Offense	234	420
Plays	66	72
Fumbles (#-Lost)	2-0	1-1
Penalties (#-Yards)	8-65	3-30
Possession Time	24:25	35:35
3rd-Down Conv.	3-16	5-14
Red-Zone	1-1	3-3
Touchdowns	1	2
Field goals	0	1

OTHER

Time of Game		3:17
Indiana	4-2, 0-2 Big Ten	
Penn State	5-1, 2-0 Big Ten	

INDIVIDUAL STATISTICS

RUSHING

Indiana-Diamont, Zander 11-38; Redding, Devine 13-32; Wilson, Andrew 5-12; Rodriguez, Alex 2-6; Majette, Mike 1-4; Cameron, Danny 1-minus 13.
Penn State-Penn State-Scott, Nick 8-57; Allen, Mark 8-45; Hackenberg, Christian 9-21; Thompkins, DeAndre 2-11; Thomas, Johnathan 2-9; Johnson, Brandon 2-6; McSorley, Trace 1-5.

PASSING

Indiana-Diamont, Zander 9-17-0-90; Cameron, Danny 6-16-1-65.
Penn State-Hackenberg, Christian 21-39-0-262; McSorley, Trace 1-1-0-4.

RECEIVING

Indiana-Jones, Ricky 5-59; Paige, Mitchell 3-15; Griffith, Isaac 2-31; Fuchs, Jordan 1-20; Corsaro, A. 1-13; Redding, Devine 1-7; Cobbs, Simmie 1-5; Westbrook, Nick 1-5.
Penn State-Godwin, Chris 4-41; Lewis, Geno 3-39; Carter, Kyle 3-30; Scott, Nick 3-21; Hamilton, DaeSean 2-49; Polk, Brandon 2-46; Gesicki, Mike 2-21; Allen, Mark 2-15; Garrity, Gregg 1-4.

TOP TACKLERS (T-UA-A)

Indiana-Oliver, Marcus 13-6-7; Shaw, Zack 6-3-3; Crawford, J. 5-4-1; Brown, Andre 5-3-2; Dutra.
Penn State-Johnson, Austin 9-4-5; Allen, Marcus 9-4-5; Cabinda, Jason 9-4-5; Lucas, Jordan 7-5-2; Sickels, Garrett 5-1-4; Campbell, Christian 5-1-4; Nassib, Carl 4-4-0.



@PennStateFBall



PSUFBall

2015

PSUnrivalled.com

GoPSUsports.com

2 | MARCUS ALLEN | SO. | S

Season: Started six games this season. **at Temple (9/5):** Made three tackles. **Buffalo (9/12):** Had six stops. **Rutgers (9/19):** Tied his career high with a game-best 11 tackles...Part of a defense that held Rutgers to just three points, the fewest in a Big Ten opener since limiting Minnesota to three points in 1994... Helped limit Rutgers to 43 rushing yards, the fewest since giving up just 33 yards to Maryland last season. **San Diego State (9/26):** Made one tackle. **Indiana (10/10):** Recorded nine tackles, including 1.5 tackles for loss...Helped snap Indiana's string of nine games in which they scored 20-plus points... Part of a defense that held Indiana to 234 yards of total offense, the fewest allowed by PSU since giving up 221 at Indiana in 2014...Led a secondary that limited the Hoosiers' 155 passing yards, the fewest allowed by Penn State in a Big Ten game since allowing 68 to Indiana last season. **at Ohio State (10/17):** Made eight tackles...Logged one tackle for loss.

» ALLEN'S CAREER STATISTICS

	TK	UA-A	FR	FC	I	PBU	SACK	TFL
2014	58	35-23	0	0	0	3	1.0-11	2.0-13
2015	38	20-18	0	0	0	0	0-0	1.5-1
Career	87	51-36	0	0	0	3	1.0-11	3.5-14

» ALLEN'S 2015 GAME-BY-GAME

Tackles (Total-Solo-Assists)

at Temple 3-2-1; Buffalo 6-3-3; Rutgers 11-7-4; San Diego State 1-0-1; Army DNP; Indiana 9-5-4; at Ohio State 8-4-4.

8 | MARK ALLEN | R-FR. | RB

Season: Appeared in six games with one start...Made his first career start vs. Army (10/3)...Is one of five freshmen (3 redshirt, 2 true) to start this season...Has seen time on offense and as a punt returner...Is one of 17 redshirt freshmen to see action. **at Temple (9/5):** Ran for seven yards on two rushing attempts... Returned four punts for 33 yards...First career punt return went for 14 yards...His four punt returns are the most by a single Nittany Lion since Justin Brown returned five punts on Oct. 29, 2011 vs. Illinois. **Buffalo (9/12):** Made one rush for two yards... Also returned one punt. **Rutgers (9/19):** Rushed the ball three times. **San Diego State (9/26):** Caught his first career pass, a 13-yard touchdown reception on a swing pass in the second quarter...Pulled in two passes in the game for 29 yards...Gained five yards on a career-high five rushes...Had a career-long run of six yards in the fourth quarter...Allen and Saquon Barkley combined to become the first Penn State running back duo to have touchdown receptions in the same game since 2006 at Minnesota (Tony Hunt & Matt Hahn). **Army (10/3):** Carried six times for 17 yards in his first career start. **Indiana (10/10):** Rushed the ball eight times for career-high 45 yards...Had a career-long 28-yard rush in the second quarter...Caught two passes for 15 yards.

» ALLEN'S RUSHING STATISTICS

	Att-Yds	Avg.	TD	LG
2015	25-75	3.0	0	28
Career	25-75	3.0	0	28

» ALLEN'S 2015 GAME-BY-GAME

Rushing (Carries-Yards-TD)

at Temple 2-7-0; Buffalo 1-2-0; Rutgers 3-(-1)-0; San Diego State 5-5-0; Army 6-19-0; Indiana 8-45-0; at Ohio State DNP.

» ALLEN'S RECEIVING STATISTICS

	Rec-Yds	Avg.	TD	LG
2015	4-44	11.0	1	16
Career	4-44	11.0	1	16

» ALLEN'S 2015 GAME-BY-GAME

Receiving (Receptions-Yards-TD)

at Temple 0-0-0; Buffalo 0-0-0; Rutgers 0-0-0; San Diego State 2-29-1; Army 0-0-0; Indiana 2-15-0; at Ohio State DNP.

» ALLEN'S PUNT RETURN STATISTICS

	No.	Yds	AVG	TD	LG
2015	5	33	6.6	0	14
Career	5	33	6.6	0	14

» ALLEN'S 2015 GAME-BY-GAME

Punt Returns (Returns-Yards-TD-YPR)

at Temple 4-33-0-8.2; Buffalo 1-0-0-0.0; Rutgers 0-0-0-0.0; San Diego State 0-0-0-0.0; Army 0-0-0-0.0; Indiana 0-0-0-0.0; at Ohio State DNP.

28 | TROY APKE | SO. | S

Season: Appeared in seven games with one start...Started his first career game vs. Army (10/3). **at Temple (9/5):** Had one tackle on punt coverage. **Buffalo (9/12):** Recorded three tackles. **Rutgers (9/19):** Forced his first career fumble in the fourth quarter...Made one tackle. **San Diego State (9/26):** Saw his most extensive action on defense--Logged three tackles. **Army (10/3):** Made a career-high five tackles in his first career start...Was a part of a defensive that limited Army to one pass attempt, the fewest by a Penn State opponent since at least 1966, and one completion, the fewest since 1976 (Ohio State)... The one completion is tied for the fewest by a team in FBS this year (by Georgia Southern vs. Western Michigan)...The one pass attempt is the fewest by an FBS team this season...Helped hold Army to just 32 passing yards, the fewest against the Nittany Lions in the Big Ten era (since 1993). **Indiana (10/10):** Made three tackles...Helped snap Indiana's string of nine games in which they scored 20-plus points...Part of a defense that held Indiana to 234 yards of total offense, the fewest allowed by PSU since giving up 221 at Indiana in 2014...Led a secondary that limited the Hoosiers' 155 passing yards, the fewest allowed by Penn State in a Big Ten game since allowing 68 to Indiana last season. **at Ohio State (10/17):** Made one tackle on punt coverage.

» APKE'S CAREER STATISTICS

	TK	UA-A	FR	FC	I	PBU	SACK	TFL
2014	2	0-2	0	0	0	0	0-0	0-0
2015	17	9-8	0	1	0	0	0-0	0-0
Career	19	9-10	0	1	0	0	0-0	0-0

» APKE'S 2015 GAME-BY-GAME

Tackles (Total-Solo-Assists)

at Temple 1-0-1; Buffalo 3-2-1; Rutgers 1-1-0; San Diego State 3-3-0; Army 5-1-4; Indiana 3-2-1; at Ohio State 1-0-1.

35 | MATTHEW BANAY | SR. | LB

Season: Appeared in five games.

» BANAY'S CAREER STATISTICS

	TK	UA-A	FR	FC	I	PBU	SACK	TFL
2013	DNP - NCAA Transfer Rule							
2014	0	0-0	0	0	0	0	0-0	0-0
2015	0	0-0	0	0	0	0	0-0	0-0
Career	0	0-0	0	0	0	0	0-0	0-0

» BANAY'S 2015 GAME-BY-GAME

Tackles (Total-Solo-Assists)

at Temple 0-0-0; Buffalo 0-0-0; Rutgers 0-0-0; San Diego State 0-0-0; Army 0-0-0; Indiana 0-0-0; at Ohio State DNP.

26 | SAQUON BARKLEY | FR. | RB

Season: Appeared in five games...Has 17 rushes of 10 or more yards this season with a career-long run of 56 yards at Ohio State... Also logged runs of 54 and 40 yards against Rutgers--Had 310 yards in back-to-back games against Buffalo and Rutgers, which was the highest total by a true freshman RB in a two-game span since D.J. Dozier had 359 in 1983 (vs. Rutgers and Alabama)... Is only the second true freshman to have back-to-back 100-yard games, joining Dozier, who had four consecutive 100-yard games in 1983...Is the first PSU RB to have back-to-back games with a 100-yard rushing quarter since Larry Johnson in 2002 against Indiana and Michigan State...Is one of five true freshmen to see action. **Awards:** Selected as Big Ten Co-Freshman of the Week (Sept. 14) after his performance against Buffalo...Claimed second-straight Big Ten Co-Freshman of the Week (Sept. 21) honor after his effort versus Rutgers. **at Temple (9/5):** Rushed one time for one yard. **Buffalo (9/12):** Rushed 12 times for a team-best 115 yards and his first career touchdown...Carried the ball eight times for 101 yards in the fourth quarter...Is the first true freshman to rush for more than 100 yards in a game since Silas Redd had 131 yards in 11 carries and one touchdown against Northwestern in 2010...Scored his first career touchdown on a 9-yard scamper in the fourth quarter...Had a 33-yard burst on Penn State's first play of the fourth quarter...Teamed with Brandon Polk to become the first true freshmen duo to score touchdowns in the same game since Justin King and Derrick Williams both had touchdown receptions in the 2005 at Northwestern...Named Big Ten Co-Freshman of the Week. **Rutgers (9/19):** Ran for a team- and career-best 195 yards and two touchdowns...His 195 rushing yards were the most by a Penn State true freshman since Eric McCoo had 206 against Michigan State in 1998...Had 119 yards rushing on seven carries in the fourth quarter...Teamed with Akeel Lynch (120 yards) to mark the first Big Ten Conference game that Penn State had two 100-yard rushers since Evan Royster (134) and Silas Redd (131) topped the mark vs. Northwestern in 2010...Was a part of

backfield that rushed for 330 yards, the most by Penn State since the Nittany Lions ran for 338 at Illinois in 2009...Selected as Big Ten Co-Freshman of the Week. **San Diego State (9/26):** Caught his first career pass, a 22-yard touchdown reception on a screen pass to open the scoring in the first quarter...Is the first Penn State player to have a touchdown on his first career reception since Jesse James (Navy, 2012)...His receiving touchdown was the first by a PSU running back since Bill Belton (Akron, 2014)--Gained 62 yards on eight rushes...Played the first quarter and just one series in the second quarter before leaving the game...Barkley and Mark Allen combined to become the first Penn State running back duo to have touchdown receptions in the same game since 2006 at Minnesota (Tony Hunt & Matt Hahn). **at Ohio State (10/17):** Rushed for 194 yards on 26 carries...Posted a season-long 56-yard rush in the fourth quarter...Posted his third 100-yard rushing game of the season to tie him for No. 2 on the Penn State true freshman list with Eric McCoo and Curtis Enis...His 194 rushing yards rank No. 3 on the true freshman rushing list, behind his 195 yards vs. Rutgers and McCoo's 206 yards vs. Michigan State in 1998.

» BARKLEY'S RUSHING STATISTICS

	Att-Yds	Avg.	TD	LG
2015	68-567	8.3	3	56
Career	68-567	8.3	3	56

» BARKLEY'S 2015 GAME-BY-GAME

Rushing (Carries-Yards-TD)

at Temple 1-1-0; Buffalo 12-115-1; Rutgers 21-195-2; San Diego State 8-62-0; Army DNP; Indiana DNP; at Ohio State 26-194-0.

» BARKLEY'S RECEIVING STATISTICS

	Rec-Yds	Avg.	TD	LG
2015	1-22	22.0	1	22
Career	1-22	22.0	1	22

» BARKLEY'S 2015 GAME-BY-GAME

Receiving (Receptions-Yards-TD)

at Temple 0-0-0; Buffalo 0-0-0; Rutgers 0-0-0; San Diego State 1-22-1; Army DNP; Indiana DNP; at Ohio State 0-0-0.

91 | TAROW BARNEY | SR. | DT

Season: Appeared in seven games. **at Temple (9/5):** Made one tackle...Combined with Curtis Cothran for a TFL in the fourth quarter...Helped Penn State pile up 15.0 TFL, its most since posting 15.0 vs. Michigan on Sept. 22, 2007. **Buffalo (9/12):** Made one stop. **San Diego State (9/26):** Tied a career best with two tackles...Recorded 0.5 tackle for loss, which helped Penn State amass 9.0 TFLs in the game...His 0.5 TFL was a combined sack in the Antoine White in the fourth quarter. **at Ohio State (10/17):** Made one tackle.

» BARNEY'S CAREER STATISTICS

	TK	UA-A	FR	FC	I	PBU	SACK	TFL
2014	7	2-5	0	1	0	0	2.0-14	2.5-15
2015	5	0-5	0	0	0	0	0.5-3	1.0-5
Career	12	2-10	0	1	0	0	2.5-17	3.5-20

» BARNEY'S 2015 GAME-BY-GAME

Tackles (Total-Solo-Assists)

at Temple 1-0-1; Buffalo 1-0-1; Rutgers 0-0-0 San Diego State 2-0-2; Army 0-0-0; Indiana 0-0-0; at Ohio State 1-0-1.

60 | NOAH BEH | R-FR. | LB

Season: Appeared in six games...Made his collegiate debut in the season opener at Temple--Is one of 17 redshirt freshmen to see action.

11 | BRANDON BELL | JR. | LB

Season: Started five games this season. **at Temple (9/5):** Ranked second on the team with seven tackles -- four solo...Tied for the team lead with 2.5 TFL, including a 2-yard stop behind the line of scrimmage on the game's opening play...Collected his first sack of the season and forced his second career fumble on the same play in the second quarter...Helped Penn State pile up 15.0 TFL, its most since posting 15.0 vs. Michigan on Sept. 22, 2007. **Buffalo (9/12):** Did not play. **Rutgers (9/19):** Recorded nine tackles...Part of a defense that held Rutgers to just three points, the fewest in a Big Ten opener since limiting Minnesota to three points in 1994...Helped limit Rutgers to 43 rushing yards, the fewest since giving up just 33 yards to Maryland last season. **San Diego State (9/26):** Made four tackles (three solo) and broke up one pass--Helped the defense hold SDSU to just 141 yards passing, the fewest against an FBS non-conference opponent in the regular season since giving up 134 to Kent State,



Sept. 21, 2013. **Indiana (10/10):** Made three tackles...Helped snap Indiana's string of nine games in which they scored 20-plus points...Part of a defense that held Indiana to 234 yards of total offense, the fewest allowed by PSU since giving up 221 at Indiana in 2014...Aided the defense in limiting the Hoosiers' 155 passing yards, the fewest allowed by Penn State in a Big Ten game since allowing 68 to Indiana last season. **at Ohio State (10/17):** Registered six tackles.

» BELL'S CAREER STATISTICS

	TK	UA-A	FR	FC	I	PBU	SACK	TFL
2013	24	14-10	0	1	0	0	0-0	0-0
2014	47	23-24	0	0	1	3	2.0-17	7.0-43
2015	28	13-15	0	1	0	0	1.0-5	2.5-8
Career	99	50-49	0	2	1	3	3.0-22	9.5-51

» BELL'S 2015 GAME-BY-GAME

Tackles (Total-Solo-Assists)

at Temple 7-4-3; Buffalo DNP; Rutgers 9-4-5 San Diego State 4-3-1; Army DNP; Indiana 3-1-2; at Ohio State 6-2-4.

13 | SAEED BLACKNALL | SO. | WR

Season: Appeared in seven games with two starts...Made his first start of the season against Army and the second of his career (at Michigan, 10/11/14). **San Diego State (9/26):** Collected his first career 100-yard receiving game with a career-high 101 yards on four grabs...Had a career-long 46-yard reception in the second quarter to help set up the Joey Julius 24-yard field goal. **Army (10/3):** Made his second career start (at Michigan, 10/11/14).

» BLACKNALL'S CAREER STATISTICS

	Rec-Yds	Avg.	TD	LG
2014	11-112	10.2	1	24
2015	4-101	25.2	0	46
Career	15-213	14.2	1	46

» BLACKNALL'S 2015 GAME-BY-GAME

Receiving (Receptions-Yards-TD)

at Temple 0-0-0; Buffalo 0-0-0; Rutgers 0-0-0; San Diego State 4-101-0; Army 0-0-0; Indiana 0-0-0.

43 | MANNY BOWEN | FR. | LB

Season: Appeared in seven games...Is one of five true freshmen to see action. **Rutgers (9/19):** Recorded two tackles for his first career stats...Notched half-tackle for loss. **Army (10/3):** Made his first career fumble recovery in the second quarter, which led to a Penn State field goal...Recorded a career-high six tackles, five being solo...Was a part of a defensive that limited Army to one pass attempt, the fewest by a Penn State opponent since at least 1966, and one completion, the fewest since 1976 (Ohio State)...The one completion is tied for the fewest by a team in FBS this year (by Georgia Southern vs. Western Michigan)...The one pass attempt is the fewest by an FBS team this season...Helped hold Army to just 32 passing yards, the fewest against the Nittany Lions in the Big Ten era (since 1993)...Was the coaching staff's Special Teams Player of the Week. **Indiana (10/10):** Made one tackle. **at Ohio State (10/17):** Made one tackle on punt coverage.

» BOWEN'S CAREER STATISTICS

	TK	UA-A	FR	FC	I	PBU	SACK	TFL
2015	10	7-3	1	0	0	0	0-0	0.5-2
Career	10	7-3	1	0	0	0	0-0	0.5-2

» BOWEN'S 2015 GAME-BY-GAME

Tackles (Total-Solo-Assists)

at Temple 0-0-0; Buffalo 0-0-0; Rutgers 2-1-1; San Diego State 0-0-0; Army 6-5-1; Indiana 1-0-1; at Ohio State 1-1-0.

81 | ADAM BRENEMAN | SO. | TE

Season: Appeared in one game--Made his first appearance since Nov. 30, 2013 (at Wisconsin) against Ohio State on Oct. 17.

» BRENEMAN'S CAREER STATISTICS

	Rec-Yds	Avg.	TD	LG
2013	15-186	12.4	3	68
2014		Injured		
2015	0-0	0.0	0	0
Career	15-186	12.4	3	68

» BRENEMAN'S 2015 GAME-BY-GAME

Receiving (Receptions-Yards-TD)

at Temple DNP; Buffalo DNP; Rutgers DNP; San Diego State DNP; Army DNP; Indiana DNP; at Ohio State 0-0-0.

75 | BRENDAN BROSANAN | R-FR. | T

Season: Appeared in four games...Made his season debut vs. Rutgers...Is one of 17 redshirt freshmen to see action.

19 | TORRENCE BROWN | R-FR. | DE

Season: Appeared in six games...Is one of 17 redshirt freshmen to see action. **at Temple (9/5):** Recovered his first career fumble in the second quarter. **Rutgers (9/19):** Made two tackles...Logged his first career TFL and sack...Made 1.0 TFL, which included combining with Antoine White for a sack in the fourth quarter. **Army (10/3):** Made a career-best four tackles...Recorded 1.0 tackle for loss.

» BROWN'S CAREER STATISTICS

	TK	UA-A	FR	FC	I	PBU	SACK	TFL
2015	6	1-5	1	0	0	0	0.5-1	2.0-5
Career	6	1-5	1	0	0	0	0.5-1	2.0-5

» BROWN'S 2015 GAME-BY-GAME

Tackles (Total-Solo-Assists)

at Temple 0-0-0; Buffalo 0-0-0; Rutgers 2-0-2; San Diego State 0-0-0; Army 4-1-3; Indiana 0-0-0; at Ohio State DNP.

40 | JASON CABINDA | SO. | LB

Season: Started seven games...Has started at the Mike and Will linebacker spots...Leads the team and ranks tied for 16th in the Big Ten with 7.3 tackles per game. **at Temple (9/5):** Ranked second on the team with seven tackles...Also recorded one pass breakup. **Buffalo (9/12):** Started in the Mike linebacker spot...Recorded six tackles...Had one pass breakup. **Rutgers (9/19):** Recorded six tackles, including 0.5 tackle for loss...Also broke up one pass...Part of a defense that held Rutgers to just three points, the fewest in a Big Ten opener since limiting Minnesota to three points in 1994...Helped limit Rutgers to 43 rushing yards, the fewest since giving up just 33 yards to Maryland last season. **San Diego State (9/26):** Recorded four tackles, including a half-tackle for loss as part of a 9.0 TFL afternoon for the Penn State defense...Helped the defense hold SDSU to just 141 yards passing, the fewest against an FBS non-conference opponent in the regular season since giving up 134 to Kent State, Sept. 21, 2013. **Army (10/3):** Made a career- and season-high 14 tackles...Recorded his first career sack and forced fumble on the same play in the first quarter...Recorded 2.0 sacks total in the game for a loss of 33 yards...Sacked Army quarterback A.J. Schurr on fourth-and-5 on the Black Knights final drive of the game to seal the victory...Was a part of a defensive that limited Army to one pass attempt, the fewest by a Penn State opponent since at least 1966, and one completion, the fewest since 1976 (Ohio State)...The one completion is tied for the fewest by a team in FBS this year (by Georgia Southern vs. Western Michigan)...The one pass attempt is the fewest by an FBS team this season...Helped hold Army to just 32 passing yards, the fewest against the Nittany Lions in the Big Ten era (since 1993)...Was the coaching staff's Defensive Player of the Week. **Indiana (10/10):** Tied for the team lead with nine tackles...Added one pass breakup...Helped snap Indiana's string of nine games in which they scored 20-plus points...Part of a defense that held Indiana to 234 yards of total offense, the fewest allowed by PSU since giving up 221 at Indiana in 2014...Played a major role in limiting IU to just 79 rushing yards, the second-straight B1G opponent with less than 80 yards rushing vs. Penn State. **at Ohio State (10/17):** Recorded five tackles.

» CABINDA'S CAREER STATISTICS

	TK	UA-A	FR	FC	I	PBU	SACK	TFL
2014	17	7-10	0	0	0	0	0-0	0.5-1
2015	46	18-28	0	1	0	5	2.0-33	3.0-33
Career	68	27-41	0	1	0	5	2.0-33	3.5-34

» CABINDA'S 2015 GAME-BY-GAME

Tackles (Total-Solo-Assists)

at Temple 7-3-4; Buffalo 6-2-4; Rutgers 6-3-3; San Diego State 4-0-4; Army 14-6-8; Indiana 9-4-5; at Ohio State 5-2-3.

1 | CHRISTIAN CAMPBELL | SO. | CB

Season: Appeared in seven games. **at Temple (9/5):** Tied a then-career high with three tackles. **Buffalo (9/12):** Equaled his then-career high for the second-straight game with three stops...Recorded one pass breakup. **San Diego State (9/26):** Made two tackles. **Indiana (10/10):** Made a career-high five tackles...Added one pass breakup. **at Ohio State (10/17):** Made two tackles...Registered his second career tackle for loss in the fourth quarter...Helped the Penn State defense accumulate 10.0 tackles for loss to mark its fourth game with at least 9.0 TFLs...The 10.0 tackles for loss were the most surrendered by Ohio State in 2015.

» CAMPBELL'S CAREER STATISTICS

	TK	UA-A	FR	FC	I	PBU	SACK	TFL
2014	10	9-1	0	0	1	3	0-0	1.0-1
2015	15	6-9	0	0	0	2	0-0	1.0-2
Career	25	15-10	0	0	1	5	0-0	2.0-3

» CAMPBELL'S 2015 GAME-BY-GAME

Tackles (Total-Solo-Assists)

at Temple 3-2-1; Buffalo 3-1-2; Rutgers 0-0-0, San Diego State; 2-0-2; Army 0-0-0; Indiana 5-1-4; at Ohio State 2-2-0.

87 | KYLE CARTER | SR. | TE

Season: Appeared in six games with one start. **Buffalo (9/12):** Caught two passes for 13 yards. **San Diego State (9/26):** Made three receptions for 47 yards--Had a career-long 35-yard catch and run -- one yard longer than his previous best of 34 yards at Iowa in 2012 -- in the third quarter. **Army (10/3):** Made one catch for nine yards...His reception was the first of three straight completions for Hackenberg on a three-play touchdown drive in the third quarter. **Indiana (10/10):** Caught three passes for 30 yards, including a 21-yard catch to help set up a Christian Hackenberg rushing touchdown in the fourth quarter.

» CARTER'S CAREER STATISTICS

	Rec-Yds	Avg.	TD	LG
2012	36-453	12.6	2	34
2013	18-222	12.3	1	29
2014	16-153	9.6	1	23
2015	9-99	11.0	0	35
Career	79-927	11.7	4	35

» CARTER'S 2015 GAME-BY-GAME

Receiving (Receptions-Yards-TD)

at Temple 0-0-0; Buffalo 2-13-0; Rutgers 0-0-0; San Diego State 3-47-0; Army 1-9-0; Indiana 3-30-0; at Ohio State DNP.

33 | JAKE COOPER | FR. | LB

Season: Appeared in seven games...Is one of five true freshmen to see action. **Buffalo (9/12):** Made a season-high three stops, including his first career sack in the fourth quarter. **Rutgers (9/19):** Broke up one pass. **Army (10/3):** Made two tackles. **Indiana (10/10):** Made one tackle.

» COOPER'S CAREER STATISTICS

	TK	UA-A	FR	FC	I	PBU	SACK	TFL
2014	6	4-2	0	0	0	1	1.0-11	1.0-11
Career	6	4-2	0	0	0	1	1.0-11	1.0-11

» COOPER'S 2015 GAME-BY-GAME

Tackles (Total-Solo-Assists)

at Temple 0-0-0; Buffalo 3-0-3; Rutgers 0-0-0; San Diego State 0-0-0; Army 2-1-1; Indiana 1-0-1 at Ohio State 0-0-0.



@PennStateFBall



PSUFBall

2015

PSUnrivalled.com

GoPSUsports.com

52 | CURTIS COTHREN | SO. | LB

Season: Appeared in seven games. **at Temple (9/5):** Made one tackle...Combined with Tarow Barney for a TFL in the fourth quarter...Helped Penn State pile up 15.0 TFL, its most since posting 15.0 vs. Michigan on Sept. 22, 2007. **Buffalo (9/12):** Made one stop. **Rutgers (9/19):** Recorded two tackles... Notched a fourth quarter sack of Chris Laviano. **San Diego State (9/26):** Had two tackles...Collected his second sack in as many games with a seven-yard takedown in the fourth quarter as part of a five-sack performance for the Nittany Lion defense... Helped the defense hold SDSU to just 141 yards passing, the fewest against an FBS non-conference opponent in the regular season since giving up 134 to Kent State, Sept. 21, 2013. **Army (10/3):** Made a career-best four stops. **Indiana (10/10):** Made one tackle. **at Ohio State (10/17):** Made one tackle, which was a first quarter tackle for loss...Helped the Penn State defense accumulate 10.0 tackles for loss to mark its fourth game with at least 9.0 TFLs...The 10.0 tackles for loss were the most surrendered by Ohio State in 2015.

» COTHREN'S CAREER STATISTICS

	TK	UA-A	FR	FC	I	PBU	SACK	TFL
2014	1	1-0	0	0	0	0	0-0	1.0-2
2015	12	4-8	0	0	0	0	2.0-26	3.5-29
Career	13	5-8	0	0	0	0	2.0-26	4.5-31

» COTHREN'S 2015 GAME-BY-GAME

Tackles (Total-Solo-Assists)
at Temple 1-0-1; Buffalo 1-0-1; Rutgers 2-2-0; San Diego State 2-1-1; Army 4-0-4; Indiana 1-0-1; at Ohio State 1-1-0.

41 | PARKER COTHREN | SO. | DT

Season: Appeared in seven games. **Buffalo (9/12):** Recorded two tackles. **Rutgers (9/19):** Made one tackle. **San Diego State (9/26):** Made two tackles. **Army (10/3):** Made one tackle. **Indiana (10/10):** Made one tackle. **at Ohio State (10/17):** Made one tackle.

» COTHREN'S CAREER STATISTICS

	TK	UA-A	FR	FC	I	PBU	SACK	TFL
2014	11	8-3	0	0	0	0	0.5-1	2.5-6
2015	8	2-6	0	0	0	0	0-0	0-0
Career	19	10-9	0	0	0	0	0.5-1	2.5-6

» COTHREN'S 2015 GAME-BY-GAME

Tackles (Total-Solo-Assists)
at Temple 0-0-0; Buffalo 2-0-2; Rutgers 1-1-0; San Diego State 2-0-2; Army 1-1-0; Indiana 1-0-1; at Ohio State 1-0-1.

95 | TYLER DAVIS | SO. | K

Season: Appeared in two games...Made his Penn State debut against Army (10/3) after transferring from Bradley in 2014. **Army (10/3):** Averaged 62.0 yards on one kickoff. **Indiana (10/10):** Connected on his first career field goal – a 30-yard attempt in the fourth quarter...Also converted his first extra point attempt.

» DAVIS' SCORING STATISTICS

	FGM-A	%	0-19	20-29	30-39	40-49	50+	LG	XP	PTS
2015	1-1	100.0	0-0	0-0	1-1	0-0	0-0	30	1-1	4
Career	1-1	100.0	0-0	0-0	1-1	0-0	0-0	30	1-1	4

» DAVIS' 2015 GAME-BY-GAME

Field Goals (Made) Missed (X - Blocked)
at Temple DNP; Buffalo DNP; Rutgers DNP; San Diego State DNP; Army --; Indiana (30); at Ohio State DNP.

» DAVIS' KICKOFF STATISTICS

	No.	Yds	AVG	TB	OB
2015	1	62	62.0	0	0
Career	1	62	62.0	0	0

53 | DEREK DOWREY | JR. | G/C

Season: Appeared in six games with four starts...Made his second career start vs. Buffalo. **Buffalo (9/12):** Helped Penn State pile up 200 yards rushing...Was a part of an offensive line that did not allow a sack for the first time since the 2013 season finale victory at Wisconsin. **Rutgers (9/19):** Paved the way for a pair of 100-yard rushers: Saquon Barkley (195 yards) and Akeel Lynch (120)...Helped Barkley and Lynch become first Penn State tandem to rush for 100-yard since Lynch (108) and Bill Belton (108) passed the century mark against Eastern Michigan... Helped the backfield collect a pair of 100-yard rushers in a Big Ten game for the first time since 2010 (Northwestern) when Evan Royster (134) and Silas Redd (131) topped the mark...The 330 yards rushing by Penn State were the most since the Nittany Lions ran for 338 at Illinois in 2009...The Nittany Lions rushed for 200 or more yards in consecutive games for the first time since 2009 at Illinois (338) and vs. Eastern Illinois (285)...The 471 yards of total offense were the most since Penn State had 511 in 2014 against UCF in the Croke Park Classic. **San Diego State (9/26):** Helped protect Christian Hackenberg, who threw for 296 yards and three touchdowns. **Indiana (10/10):** Protected Christian Hackenberg during his 17th career 200-yard passing game (262 yards), which allowed him to become the second quarterback in Penn State history to amass 7,000 yards passing in a career... Helped Penn State control the ball for 35:35, its most in a Big Ten game since having 36:29 against Purdue in 2013. **at Ohio State (10/17):** Helped pave the way for Saquon Barkley's 194 yards rushing, the third-highest total by a true freshman--It was Barkley's third 100-yard rushing game of the season, moving him into a tie for No. 2 on the true freshman list with Eric McCoo and Curtis Enis...Protected Christian Hackenberg who threw for 120 yards and one touchdown.

20 | JORDAN DUDAS | SR. | LB

Season: Appeared in seven games, primarily on special teams coverage. **Army (10/3):** Made one tackle. **Indiana (10/10):** Had a career-best two tackles...Was the coaching staff's Special Teams Player of the Week.

» DUDAS' CAREER STATISTICS

	TK	UA-A	FR	FC	I	PBU	SACK	TFL
2014	4	3-1	0	0	0	0	0-0	0-0
2015	3	1-2	0	0	0	0	0-0	0-0
Career	7	4-3	0	0	0	0	0-0	0-0

» DUDAS' 2015 GAME-BY-GAME

Tackles (Total-Solo-Assists)
at Temple 0-0-0; Buffalo 0-0-0; Rutgers 0-0-0; San Diego State 0-0-0; Army 1-1-0; Indiana 2-0-2; at Ohio State 0-0-0.

7 | KOA FARMER | R-FR. | S

Season: Appeared in six games...Is one of 17 redshirt freshmen to see action. **at Temple (9/5):** Returned five kickoffs for 128 yards...Led the team with 128 all-purpose yards...Posted four kickoff returns of 20-plus yards, including a long return of 35 yards on his first career return. **San Diego State (9/26):** Returned one kickoff for 26 yards. **Army (10/3):** Returned one kickoff for 14 yards.

» FARMER'S KICK RETURN STATISTICS

	No.	Yds	AVG	TD	LG
2015	7	168	24.0	0	35
Career	7	168	24.0	0	35

» FARMER'S 2015 GAME-BY-GAME

Kick Off Returns (Returns-Yards-TD-YPR)
at Temple 5-128-0-25.6; Buffalo DNP; Rutgers 0-0-0-0.0; San Diego State 1-26-0-26.0; Army 1-14-0-14.0; Indiana 0-0-0-0.0; at Ohio State 0-0-0-0.0.

72 | BRIAN GAIA | JR. | G/C

Season: Started seven games. **at Temple (9/5):** Helped Akeel Lynch run for 78 yards and one touchdown. **Buffalo (9/12):** Helped Penn State pile up 200 yards rushing...Was a part of an offensive line that did not allow a sack for the first time since the 2013 season finale victory at Wisconsin. **Rutgers (9/19):** Paved the way for a pair of 100-yard rushers: Saquon Barkley (195 yards) and Akeel Lynch (120)...Helped Barkley and Lynch become first Penn State tandem to rush for 100-yard since Lynch (108) and Bill Belton (108) passed the century mark against Eastern Michigan...Helped the backfield collect a pair of 100-yard rushers in a Big Ten game for the first time since 2010 (Northwestern) when Evan Royster (134) and Silas Redd (131) topped the mark...The 330 yards rushing by Penn State were the most since the Nittany Lions ran for 338 at Illinois in 2009...The Nittany Lions rushed for 200 or more yards in consecutive games for the first time since 2009 at Illinois (338) and vs. Eastern Illinois (285)...The 471 yards of total offense were the most since Penn State had 511 in 2014 against UCF in the Croke Park Classic. **San Diego State (9/26):** Helped protect Christian Hackenberg, who threw for 296 yards and three touchdowns. **Indiana (10/10):** Protected Christian Hackenberg during his 17th career 200-yard passing game (262 yards), which allowed him to become the second quarterback in Penn State history to amass 7,000 yards passing in a career... Helped Penn State control the ball for 35:35, its most in a Big Ten game since having 36:29 against Purdue in 2013. **at Ohio State (10/17):** Helped pave the way for Saquon Barkley's 194 yards rushing, the third-highest total by a true freshman--It was Barkley's third 100-yard rushing game of the season, moving him into a tie for No. 2 on the true freshman list with Eric McCoo and Curtis Enis...Protected Christian Hackenberg who threw for 120 yards and one touchdown.

19 | GREGG GARRITY | JR. | WR

Season: Appeared in one game. **Indiana (10/10):** Caught his first career pass to account for the first career completion for Trace McSorley...Gained four yards.

» GARRITY'S RECEIVING STATISTICS

	Rec-Yds	Avg.	TD	LG
2013	0-0	0.0	0	0
2014	0-0	0.0	0	0
2015	1-4	4.0	0	0
Career	1-4	4.0	0	0

» GARRITY'S 2015 GAME-BY-GAME

Receiving (Receptions-Yards-TD)
Receiving DNP; Buffalo DNP; Rutgers DNP; San Diego State DNP; Army DNP; Indiana 1-4-0; at Ohio State DNP.

88 | MIKE GESICKI | SO. | TE

Season: Appeared in seven games with six starts. **Buffalo (9/12):** Tied for second on the team with a career-best three catches...Gained 14 yards on his three grabs. **Rutgers (9/19):** Made one catch for six yards. **San Diego State (9/26):** Made two catches for 11 yards. **Army (10/3):** Made one catch, a career-long 33-yard reception for his first career touchdown in the third quarter...Reception capped a three-play touchdown drive to end the third quarter, all three plays were completions by Hackenberg. **Indiana (10/10):** Caught two passes for 21 yards...Notched a 16-yard grab during Penn State's third scoring drive of the game.

» GESICKI'S RECEIVING STATISTICS

	Rec-Yds	Avg.	TD	LG
2014	11-114	10.4	0	30
2015	9-85	9.4	1	33
Career	20-199	9.9	1	33

» GESICKI'S 2015 GAME-BY-GAME

Receiving (Receptions-Yards-TD)
at Temple 0-0-0; Buffalo 3-14-0; Rutgers 1-6-0; San Diego State 2-11-0; Army 1-33-1; Indiana 2-21-0.



12 | CHRIS GODWIN | SO. | WR

Season: Appeared in seven games with six starts...Has at least one catch in 19 of 20 career games, including four or more grabs in seven of his last eight games dating back to 2014. **at Temple (9/5):** Led the team in receptions (5) and receiving yards (81)... Connected with Christian Hackenberg for the longest reception of the game, a 30-yard gain in the third quarter. **Buffalo (9/12):** Led the team in receptions (5) and receiving yards (75) for the second straight game...Caught a game-long 38-yard pass from Hackenberg on 3rd-and-7 in the fourth quarter to extend the drive and set up Saquon Barkley's touchdown run. **Rutgers (9/19):** Caught four passes for 49 yards, including a 30-yard reception in the first quarter. **San Diego State (9/26):** Tied for game high with five grabs (Hamilton)...Totaled 78 yards receiving in the game...Caught a 32-yard pass from RB Nick Scott in the fourth quarter...Made two special teams tackles... Recovered his first career fumble on a muffed punt in the second quarter that led to a Penn State touchdown...Was the coaching staff's Defensive and Special Teams Player of the Week. **Army (10/3):** Made a game-high four catches for 66 yards...Hauled in a season-long 49-yard reception in the third quarter to set up Mike Gesicki's 33-yard touchdown down catch. **Indiana (10/10):** Had team highs in receptions (4) and receiving yards (41). Ohio State (10/17): Grabbed three passes for season-high 103 yards...Caught a season-long 56 yard pass from Christian Hackenberg in the third quarter...Also added a 45-yard catch on Penn State's opening drive...Posted his second career 100-yard receiving game (141 yards; Boston College, 2014).

» GODWIN'S RECEIVING STATISTICS

	Rec-Yds	Avg.	TD	LG
2014	25-321	12.8	2	72
2015	30-493	16.4	1	56
Career	55-814	14.8	3	72

» GODWIN'S 2015 GAME-BY-GAME

Receiving (Receptions-Yards-TD)

at Temple 5-81-0; Buffalo 5-75-0; Rutgers 4-49-0; San Diego State 5-78-1; Army 4-66-0; Indiana 4-41-0; at Ohio State 3-103-0.

Note: Has one career rush for one yard.

6 | MALIK GOLDEN | JR. | S

Season: Appeared in seven games...Made his first career start vs. San Diego State (9/26). **Buffalo (9/12):** Collected two tackles...Also returned one kickoff for 18 yards. **Rutgers (9/19):** Made two tackles. **San Diego State (9/26):** Made three tackles in his first career start...Helped the defense hold SDSU to just 141 yards passing, the fewest against an FBS non-conference opponent in the regular season since giving up 134 to Kent State, Sept. 21, 2013. **Army (10/3):** Made two tackles. **at Ohio State (10/17):** Made one tackle.

» GOLDEN'S CAREER STATISTICS

	TK	UA-A	FR	FC	I	PBU	SACK	TFL
2013	8	3-5	0	0	0	1	0-0	0-0
2014	7	4-3	0	0	0	1	0-0	0.5-1
2015	10	3-7	0	0	0	3	0-0	0-1
Career	25	10-15	0	0	0	3	0-0	0.5-1

» GOLDEN'S 2015 GAME-BY-GAME

Tackles (Total-Solo-Assists)

at Temple 0-0-0; Buffalo 2-0-2; Rutgers 2-1-1; San Diego State 3-1-2; Army 2-1-1; Indiana 0-0-0.

37 | CHRIS GULLA | SO. | K/P

Season: Appeared in six games with four starts at punter... Has handled the holding duties on placements for the majority of the season. **Rutgers (9/19):** Hit five punts for 205 yards for an average of 41.0 yards per punt...Connected on a season-long 52-yard punt in the second quarter...All five punts forced Rutgers to start at or inside its own 15-yard line...His 41.0-yard average was the highest for the Nittany Lions since averaging 48.8 yards per punt against Akron last season...His five punts downed inside the 20-yard line equal the total number by the Nittany Lions last season and are the most in a single game since having six punts inside the 20 against Nebraska in 2013... Was the coaching staff's Special Teams Player of the Week. **San Diego State (9/26):** Punted seven times for 294 yards... Averaged 42.0 yards per punt with a game-long 51-yarder in the fourth quarter...Had one punt downed inside the 20 yard line. **Army (10/3):** Hit five punts for 160 yards...Averaged 32.0 yards per punt with a long of 46 yards...Pinned one punt inside the 20 with one being fair caught...Made one tackle. **at Ohio State (10/17):** Punted four times for an average of 36.2 yards...Added one assisted tackle.

» GULLA'S PUNTING STATISTICS

	P-Yds	Avg.	I-20	FC	50+	LG	BLK
2014	28-1045	37.3	9	11	4	53	1
2015	21-804	38.3	7	5	3	52	-
Career	45-1,704	37.9	16	16	7	53	1

» GULLA'S 2015 GAME-BY-GAME

Punting (Punts-Yards-Average)

at Temple 0-0-0; Buffalo 0-0-0; Rutgers 5-205-41.0; San Diego State 7-294-42.0; Army 5-160-32.0; Indiana DNP; at Ohio State 4-145-36.2.

14 | CHRISTIAN HACKENBERG | JR. | QB

Career: Has started all 32 career games under center...Ranks first in career 300-yard passing games (8), second in passing yards (7,138), attempts (1,053), completions (595), total offense (6,926) and 200-yard passing games (17)...Needs 75 passing yards to break Zack Mills' career passing yards record...Is sixth in career passing touchdowns (40)--One of just eight Penn State quarterbacks to top the 5,000-yard mark, one of three to surpass the 6,000 career passing yards and joins Zack Mills as the only 7,000-yard passers in PSU history--Is sixth in program history with 40 career touchdown passes...Owns the Penn State record for passing yards in a game (454; 2014), passing yards in consecutive games (773; 2014), pass attempts in a game (55; 2013), season completions (270; 2014 - tied with Matt McGloin) and pass attempts in a season (484; 2014)--As a freshman, broke one Penn State overall passing record and 12 school freshman passing records, including the rookie marks for game and season passing completions, attempts, yards and touchdown passes--Set Penn State bowl game records for passing yards (371), completions (34) and attempts (50), and tied the record for passing touchdowns and touchdowns accounted for in a bowl game with four.

Season: Started seven games. **at Temple (9/5):** Completed 11-of-25 passes for 103 yards...Completed a game-long pass of 30 yards to Chris Godwin in the third quarter. **Buffalo (9/12):** Threw for 128 yards and one touchdown on 14-of-27 passing... Added four rushing yards on two attempts...Was not sacked in the game...Hit DaeSean Hamilton for a 5-yard touchdown pass in the fourth quarter. **Rutgers (9/19):** Completed 10-of-19 passes for 141 yards...Hooked up with DaeSean Hamilton on a 48-yard pass play in the second quarter...Connected with Chris Godwin for 30 yards in the first quarter...Also rushed twice for three yards. **San Diego State (9/26):** Completed 21-of-35 passes for 296 yards and two touchdowns--Threw three touchdown passes--Connected with Mark Allen, Saquon Barkley and Chris Godwin on scoring passes...Registered 16th 200-yard passing game of his career with 296 yards... Completed passes to seven different teammates. **Army (10/3):** Threw for 156 yards on 10-of-19 passing in a steady rain... Connected with six different pass catchers...Threw for one touchdown -- a 33-yard completion to Mike Gesicki -- to close out the third quarter...Also rushed for 19 yards and a first down on third-and-long, which led to a Joey Julius 37-yard field goal. **Indiana (10/10):** Accounted for four touchdowns (2 passing, 2 rushing) and 283 yards of total offense...Completed passes to eight different receivers...Threw for 262 yards to post his 17th career 200-yard passing game...Hooked up with DaeSean Hamilton and Brandon Polk on separate 39-yard touchdown passes...Rushed for a career-high 21 yards...Scored his first rushing touchdown, a 1-yard score in the second quarter, since the Nebraska game in 2013...Also added a 5-yard rushing touchdown in the fourth quarter to become the first Penn State quarterback with two rushing touchdowns in a game since Matt McGloin had two rushing scores in a 2012 win over Illinois... Had a career-long 22-yard run in the second quarter...Was the coaching staff's Offensive Player of the Week. **at Ohio State (10/17):** Completed 7-of-13 passes for 120 yards...Connected with Chris Godwin on a season-long 56-yard completion... Tossed his 40th career touchdown pass, an 8-yard pass to DaeSean Hamilton in the third quarter.

» HACKENBERG'S CAREER STATISTICS

	C-A	Yds	%	TD-INT	YPG	LG
2013	231-392	2,955	58.9	20-10	246.2	68
2014	270-484	2,977	55.8	12-15	229.0	79
2015	94-177	1,206	53.1	8-2	172.3	56
Career	595-1,053	7,138	56.5	40-27	223.1	79

» HACKENBERG'S 2015 GAME-BY-GAME

Passing (Completed-Attempts-Yards-Int-TD)

at Temple 11-25-103-1-0; Buffalo 14-27-128-0-1; Rutgers 10-19-141-1-0; San Diego State 21-35-396-0-3; Army 10-19-156-0-1; Indiana 21-39-262-0-2; at Ohio State 7-13-120-0-1.

15 | GRANT HALEY | SO. | CB

Season: Started five games...Appeared in his first game of the season vs. Rutgers (9/19). **Rutgers (9/19):** Grabbed the second interception of his career late in the second quarter...Recorded two tackles...Part of a defense that held Rutgers to just three points, the fewest in a Big Ten opener since limiting Minnesota to three points in 1994...Helped limit Rutgers to 43 rushing yards, the fewest since giving up just 33 yards to Maryland last season. **San Diego State (9/26):** Logged three stops, all solo tackles... Helped the defense hold SDSU to just 141 yards passing, the fewest against an FBS non-conference opponent in the regular season since giving up 134 to Kent State, Sept. 21, 2013. **Army (10/3):** Made a career-best four tackles...Was a part of a defensive that limited Army to one pass attempt, the fewest by a Penn State opponent since at least 1966, and one completion, the fewest since 1976 (Ohio State)...The one completion is tied for the fewest by a team in FBS this year (by Georgia Southern vs. Western Michigan)...The one pass attempt is the fewest by an FBS team this season...Helped hold Army to just 32 passing yards, the fewest against the Nittany Lions in the Big Ten era (since 1993). **Indiana (10/10):** Made three tackles...Helped snap Indiana's string of nine games in which they scored 20-plus points...Part of a defense that held Indiana to 234 yards of total offense, the fewest allowed by PSU since giving up 221 at Indiana in 2014...Led a secondary that limited the Hoosiers' 155 passing yards, the fewest allowed by Penn State in a Big Ten game since allowing 68 to Indiana last season. **at Ohio State (10/17):** Tied his career high with four stops...Added one pass breakup.

» HALEY'S DEFENSIVE STATISTICS

	TK	UA-A	FR	FC	I	PBU	SACK	TFL
2014	18	12-6	0	0	1	2	0-0	0-0
2015	16	8-8	0	0	1	2	0-0	0-0
Career	34	20-14	0	0	2	4	0-0	0-0

» HALEY'S 2015 GAME-BY-GAME

Tackles (Total-Solo-Assists)

at Temple DNP; Buffalo DNP; Rutgers 2-1-1; San Diego State 3-3-0; Army 4-3-1; Indiana 3-0-3; at Ohio State 4-1-3.

71 | ALBERT HALL | JR. | T

Season: Appeared in seven games, primarily on special teams. **Rutgers (9/19):** Saw time on the offensive line and special teams...Wore No. 71 and No. 86 in the same game. **Indiana (10/10):** Saw time on the offensive line, at tight end and special teams...Wore No. 71 and No. 86 in the same game.

5 | DAESEAN HAMILTON | SO. | WR

Career: Ranks 13th on Penn State's all-time receptions list with 101 catches, just six shy of Tony Johnson (107, 2000-03) and seven shy of current PSU assistant coach Terry Smith (108, 1988-91)...Has 11 career games with five-plus receptions...Is one of just 13 players with 100-plus career receptions.

Season: Started seven games. **at Temple (9/5):** Made one catch for five yards. **Buffalo (9/12):** Tied for second on the team with three catches for 15 yards...Caught a 5-yard touchdown pass to begin the fourth quarter. **Rutgers (9/19):** Made a team-high five grabs for 86 yards...Caught a 48-yard pass from Hackenberg in the second quarter, the longest pass play of the season for Penn State. **San Diego State (9/26):** Tied for game high with five receptions (Godwin)...Totaled 40 yards on his five receptions. **Army (10/3):** Grabbed one pass for 12 yards...Made his lone catch on third-and-4 to move the chains prior to Nick Scott's 11-yard touchdown run. **Indiana (10/10):** Caught two passes for 49 yards...Had a 39-yard touchdown reception in the second quarter. **at Ohio State (10/17):** Caught two passes for 13 yards, including an 8-yard touchdown pass in the third quarter.

» HAMILTON'S RECEIVING STATISTICS

	Rec-Yds	Avg.	TD	LG
2014	82-899	11.0	2	51
2015	19-220	11.6	3	48
Career	101-1,119	11.1	5	51

» HAMILTON'S 2015 GAME-BY-GAME

Receiving (Receptions-Yards-TD)

at Temple 1-5-0; Buffalo 3-15-1; Rutgers 5-86-0; San Diego State 5-40-0; Army 1-12-0; Indiana 2-49-1 at Ohio State 2-13-1.

Note: Has eight career rush for 32 yards.



99 | AUSTIN JOHNSON | JR. | DT

Season: Started seven games...Returned a fumble 71 yards for his first career touchdown (high school or college) vs. San Diego State (9/26). **Awards:** Added to the Bednarik Award Watch List for the Nation's Defensive Player to the Year...Selected to ESPN.com's midseason All-Big Ten team. **at Temple (9/5):** Recorded six stops...Made a tackle for loss in the fourth quarter...Helped Penn State pile up 15.0 TFL, its most since posting 15.0 vs. Michigan on Sept. 22, 2007. **Buffalo (9/12):** Registered a career-best nine tackles to help the Nittany Lions hold the Bulls to 69 rushing yards, the fewest for an opponent since Illinois (68 yds.) last year...Had 2.5 tackles for loss, including 1.5 sacks...Posted a solo sack in the second quarter and combined with Garrett Sickels for a third-quarter takedown of Bulls quarterback Joe Licata. **Rutgers (9/19):** Recorded six tackles...Collected a fourth quarter sack...Notched 2.0 tackles for loss for 11 yards...Part of a defense that held Rutgers to just three points, the fewest in a Big Ten opener since limiting Minnesota to three points in 1994...Helped limit Rutgers to 43 rushing yards, the fewest since giving up just 33 yards to Maryland last season. **San Diego State (9/26):** Had a 71-yard fumble return for a touchdown for his first career touchdown...Was his fourth career fumble recovery and Penn State's first fumble recovery for a touchdown since Mike Hull's 74-yard return vs. Navy in 2012...Recorded two tackles...Added 0.5 tackle for loss to assist Penn State amassing 9.0 TFLs in the game...Helped the defense hold SDSU to just 141 yards passing, the fewest against an FBS non-conference opponent in the regular season since giving up 134 to Kent State, Sept. 21, 2013. **Army (10/3):** Recorded four tackles. **Indiana (10/10):** Tied a career high with nine tackles...Totaled 1.5 tackles for loss, including one sack...Helped snap Indiana's string of nine games in which they scored 20-plus points...Part of a defense that held Indiana to 234 yards of total offense, the fewest allowed by PSU since giving up 221 at Indiana in 2014...Played a major role in limiting IU to just 79 rushing yards, the second-straight B1G opponent with less than 80 yards rushing vs. Penn State...Was the coaching staff's Co-Defensive Player of the Week with Carl Nassib. **at Ohio State (10/17):** Made four tackles...Posted one pass breakup.

» JOHNSON'S CAREER STATISTICS

	TK	UA-A	FR	FC	I	PBU	SACK	TFL
2013	27	14-13	1	0	0	0	1.0-5	3.0-10
2014	49	19-30	2	0	0	3	1.0-10	6.0-18
2015	40	11-29	1	0	0	1	3.5-34	7.5-44
Career	116	44-72	4	0	0	4	5.5-49	16.5-72

» JOHNSON'S 2015 GAME-BY-GAME

Tackles (Total-Solo-Assists)
at Temple 6-1-5; Buffalo 9-4-5; Rutgers 6-1-5; San Diego State 2-0-2; Army 4-1-3; Indiana 9-4-5; at Ohio State 4-0-4.

27 | BRANDON JOHNSON | SR. | RB

Season: Appeared in seven games, primarily on special teams. **Indiana (10/10):** Registered his first career rushing attempts, gaining six yards on two carries.

» JOHNSON'S RUSHING STATISTICS

	Att-Yds	Avg.	TD	LG
2014	0-0	0.0	0	0
2015	2-6	3.0	0	3
Career	2-6	3.0	0	3

» HAMILTON'S 2015 GAME-BY-GAME

Rushing (Carries-Yards-TD)
at Temple 0-0-0; Buffalo 0-0-0; Rutgers 0-0-0; San Diego State 0-0-0; Army 0-0-0; Indiana 2-6-0; at Ohio State 0-0-0.

99 | JOEY JULIUS | R-FR. | K

Season: Started seven games at place kicker...Ranks 12th nationally and second in the Big Ten with a .900 field goal percentage...Is 46th in the NCAA and ninth in the Big Ten with 1.29 field goals made per game...Made his first career start in the season opener at Temple...Is one of 17 redshirt freshmen to see action...Converted his first career field goal and extra point at Temple. **at Temple (9/5):** Connected on his first career field goal attempt, a 34-yarder on Penn State's opening drive of the game...Also converted his only extra point attempt...Averaged 65.0 yards on three kickoffs with one touchback. **Buffalo (9/12):** Connected on two-of-three field goals and converted all three extra points...Made field goals of 22- and 21-yards...Averaged 63.8 yards on six kickoffs. **Rutgers (9/19):** Converted all four extra point attempts...Averaged 63.6 yards per kickoff with four touchbacks. **San Diego State (9/26):** Connected on three-of-four field goals and all four extra points...Made a career-long 40 yarder in the first quarter...Knocked through a 24-yarder in the second quarter and a 26-yarder in the fourth quarter...Had a field goal blocked for the first time in his career, a 55-yard attempt...Averaged 64.1 yards on eight kickoffs with five touchbacks. **Army (10/3):** Was successful on both field goal attempts (37- and 27-yards) and both extra point tries...Averaged 64.0 yards on four kickoffs with one touchback. **Indiana (10/10):** Averaged 64.5 yards on six kickoffs. **at Ohio State (10/17):** Connected on his lone field goal attempt - a 33-yarder to open the scoring...Also made his lone extra point attempt...Recorded his first career tackle.

» JULIUS' SCORING STATISTICS

	FGM-A	%	0-19	20-29	30-39	40-49	50+	LG	XP	PTS
2015	9-10	90.0	0-0	5-5	3-3	1-2	0-1	40	16-18	43
Career	9-10	90.0	0-0	5-5	3-3	1-2	0-1	40	16-18	43

» JULIUS' 2015 GAME-BY-GAME

Field Goals (Made) Missed (^ - Blocked)
at Temple (34); Buffalo 49, (22), (21); Rutgers --; San Diego State (40), (24), 55^, (26); Army (37), (27); Indiana --; at Ohio State (33).

» JULIUS' KICKOFF STATISTICS

	No.	Yds	AVG	TB	OB
2015	35	2,242	64.1	17	2
Career	35	2,242	64.1	17	2

38 | BEN KLINE | SR. | LB

Season: Appeared in one game...Saw action for the first time against Army (10/3) since being injured at Minnesota in a 2013 contest and then missing the entire 2014 season. **Awards:** Selected to Allstate AFCA Good Works Team, one of 11 FBS honorees...Is a semifinalist for the William V. Campbell Trophy...Is a nominee for a Rhoads Scholarship.

» KLINE'S CAREER STATISTICS

	TK	UA-A	FR	FC	I	PBU	SACK	TFL
2012	18	9-9	0	0	0	0	0-0	0-0
2013	18	9-9	0	0	0	0	1-8	1.5-10
2014								DNP - Injured
2015	0	0-0	0	0	0	0	0-0	0-0
Career	36	18-18	0	0	0	0	1-8	1.5-10

» KLINE'S 2015 GAME-BY-GAME

Tackles (Total-Solo-Assists)
at Temple DNP; Buffalo DNP; Rutgers DNP; San Diego State DNP; Army 0-0-0; Indiana DNP; at Ohio State DNP.

55 | WENDY LAURENT | JR. | C/G

Season: Appeared in five games with one start...Made his season debut vs. Rutgers...Started his first career game vs. Indiana (10/10). **Indiana (10/10):** Protected Christian Hackenberg during his 17th career 200-yard passing game (262 yards), which allowed him to become the second quarterback in Penn State history to amass 7,000 yards passing in a career...Helped Penn State control the ball for 35:35, its most in a Big Ten game since having 36:29 against Purdue in 2013. **at Ohio State (10/17):** Helped pave the way for Saquon Barkley's 194 yards rushing, the third-highest total by a true freshman--It was Barkley's third 100-yard rushing game of the season, moving him into a tie for No. 2 on the true freshman list with Eric McCoo and Curtis Enis...Protected Christian Hackenberg who threw for 120 yards and one touchdown.

7 | GENO LEWIS | JR. | WR

Season: Appeared in seven games. **at Temple (9/5):** Made two catches for 15 yards...Had a pair of third down receptions to keep the opening drive of the game alive, leading to a Joey Julius field goal. **Buffalo (9/12):** Made his lone catch - an 11-yard grab - late in the second quarter. **Indiana (10/10):** Caught a season-high three passes for 39 yards--Had a 21-yard catch in the first quarter.

» LEWIS' CAREER STATISTICS

	Rec-Yds	Avg.	TD	LG
2013	18-234	13.0	3	59
2014	55-751	13.7	2	79
2015	6-65	10.8	0	21
Career	79-1,050	13.3	5	79

» LEWIS' 2014 GAME-BY-GAME

Receiving (Receptions-Yards-TD)
at Temple 2-15-0; Buffalo 1-11-0; Rutgers 0-0-0; San Diego State 0-0-0; Army 0-0-0; Indiana 3-39-0.

93 | ROBBY LIEBEL | R-FR. | P

Season: Appeared in two games...Made his collegiate debut as the holder against Army...Is one of 17 redshirt freshmen to see action...Served as the holder on placements in both career appearances.

5 | JORDAN LUCAS | SR. | S

Season: Started six games...Missed his first career game against San Diego State (9/26) after appearing in 40 consecutive games...Also snapped his streak of 27 straight regular season starts vs. SDSU...Shifted from cornerback to safety in 2015...Changed uniform number from No. 9 to No. 5 vs. Rutgers, in honor of injured linebacker and roommate Nyeem Wartman-White. **at Temple (9/5):** Recorded four tackles...Combined with Brandon Bell for a tackle for loss in the fourth quarter...Helped Penn State pile up 15.0 TFL, its most since posting 15.0 vs. Michigan on Sept. 22, 2007. **Buffalo (9/12):** Notched five tackles. **Rutgers (9/19):** Recorded nine tackles...Had 1.0 tackle for loss, which was a fourth quarter sack...Also forced one fumble and added one pass breakup...Part of a defense that held Rutgers to just three points, the fewest in a Big Ten opener since limiting Minnesota to three points in 1994...Helped limit Rutgers to 43 rushing yards, the fewest since giving up just 33 yards to Maryland last season. **San Diego State (9/26):** Did not play against the Aztecs, marking the first missed game of his career after 40-straight appearances with starts in 27 of 28 games. **Army (10/3):** Made eight tackles...Was a part of a defensive that limited Army to one pass attempt, the fewest by a Penn State opponent since at least 1966, and one completion, the fewest since 1976 (Ohio State)...The one completion is tied for the fewest by a team in FBS this year (by Georgia Southern vs. Western Michigan)...The one pass attempt is the fewest by an FBS team this season...Helped hold Army to just 32 passing yards, the fewest against the Nittany Lions in the Big Ten era (since 1993). **Indiana (10/10):** Logged seven tackles...Notched one pass breakup...Helped snap Indiana's string of nine games in which they scored 20-plus points...Part of a defense that held Indiana to 234 yards of total offense, the fewest allowed by PSU since giving up 221 at Indiana in 2014...Led a secondary that limited the Hoosiers' 155 passing yards, the fewest allowed by Penn State in a Big Ten game since allowing 68 to Indiana last season. **at Ohio State (10/17):** Posted a game- and season-high with nine tackles.

» LUCAS' CAREER STATISTICS

	TK	UA-A	FR	FC	I	PBU	SACK	TFL
2012	1	1-0	0	0	0	0	0-0	0-0
2013	65	45-20	0	2	3	16	1.0-7	4.5-20
2014	58	37-21	0	0	0	9	2.0-8	4.0-10
2015	42	24-18	0	1	0	2	1.0-7	1.5-9
Career	166	107-59	0	3	3	27	4.0-22	10.0-39

» LUCAS' 2015 GAME-BY-GAME

Tackles (Total-Solo-Assists)
at Temple 4-2-2; Buffalo 5-3-2; Rutgers 9-5-4; San Diego State DNP; Army 8-5-3; Indiana 7-5-2; at Ohio State 9-4-5.



22 | AKEEL LYNCH | JR. | RB

Career: Ranks 32nd on Penn State's all-time rushing list with 1,310 yards...Is tied with Franco Harris (1969-71) for 20th all-time in 100-yard rushing games with five.

Season: Started five games. **at Temple (9/5):** Led the team with 78 rushing yards...Scored the team's first touchdown of the season on a 42-yard dash around the left side. **Buffalo (9/12):** Gained 46 yards on a team-high 19 carries. **Rutgers (9/19):** Ran for a 120 yards and one touchdown...His career-long 75-yard touchdown run in the second quarter is tied for the 29th longest rush in school history...Teamed with Saquon Barkley (195 yards) to mark the first Big Ten Conference game that Penn State had two 100-yard rushers since Evan Royster (134) and Silas Redd (131) topped the mark vs. Northwestern in 2010... Was a part of a backfield that rushed for 330 yards, the most by Penn State since the Nittany Lions ran for 338 at Illinois in 2009.

San Diego State (9/26): Rushed for 18 yards on a team-best 10 carries. **at Ohio State (10/17):** Carried the ball four times for 12 yards...Caught one pass.

» LYNCH'S RUSHING STATISTICS

	Att-Yds	Avg.	TD	LG
2013	60-358	6.0	1	43
2014	147-678	4.6	4	47
2015	53-274	5.2	2	75
Career	260-1,310	5.0	7	75

» LYNCH'S 2015 GAME-BY-GAME

Rushing (Carries-Yards-TD)
at Temple 10-78-1; Buffalo 19-46-0; 10-120-1; San Diego State 10-18-0; Army DNP; Indiana DNP; at Ohio State 4-12-0.

» LYNCH'S RECEIVING STATISTICS

	Rec-Yds	Avg.	TD	LG
2013	0-0	0.0	0	-
2014	10-69	6.9	0	16
2015	3-2	0.7	0	5
Career	12-71	5.5	0	16

» LYNCH'S 2015 GAME-BY-GAME

Receiving (Receptions-Yards-TD)
at Temple 2-2-0; Buffalo 0-0-0; Rutgers 0-0-0; San Diego State 0-0-0; Army DNP; Indiana DNP; at Ohio State 1-0-0.

70 | BRENDAN MAHON | SO. | G/C

Season: Started seven games...Has started games at left guard and right tackle. **at Temple (9/5):** Helped Akeel Lynch run for 78 yards and one touchdown. **Buffalo (9/12):** Aided Penn State in piling up 200 yards rushing...Was a part of an offensive line that did not allow a sack for the first time since the 2013 season finale victory at Wisconsin. **Rutgers (9/19):** Paved the way for a pair of 100-yard rushers: Saquon Barkley (195 yards) and Akeel Lynch (120)...Helped Barkley and Lynch become first Penn State tandem to rush for 100-yard since Lynch (108) and Bill Belton (108) passed the century mark against Eastern Michigan... Helped the backfield collect a pair of 100-yard rushers in a Big Ten game for the first time since 2010 (Northwestern) when Evan Royster (134) and Silas Redd (131) topped the mark...The 330 yards rushing by Penn State were the most since the Nittany Lions ran for 338 at Illinois in 2009...The Nittany Lions rushed for 200 or more yards in consecutive games for the first time since 2009 at Illinois (338) and vs. Eastern Illinois (285)...The 471 yards of total offense were the most since Penn State had 511 in 2014 against UCF in the Croke Park Classic. **San Diego State (9/26):** Helped protect Christian Hackenberg, who threw for 296 yards and three touchdowns... **Indiana (10/10):** Protected Christian Hackenberg during his 17th career 200-yard passing game (262 yards), which allowed him to become the second quarterback in Penn State history to amass 7,000 yards passing in a career... Helped Penn State control the ball for 35:35, its most in a Big Ten game since having 36:29 against Purdue in 2013. **at Ohio State (10/17):** Helped pave the way for Saquon Barkley's 194 yards rushing, the third-highest total by a true freshman--It was Barkley's third 100-yard rushing game of the season, moving him into a tie for No. 2 on the true freshman list with Eric McCoo and Curtis Enis...Protected Christian Hackenberg who threw for 120 yards and one touchdown.

66 | ANGELO MANGIRO | SR. | C/G

Season: Started six games. **at Temple (9/5):** Helped Akeel Lynch run for 78 yards and one touchdown. **Buffalo (9/12):** Helped Penn State pile up 200 yards rushing...Was a part of an offensive line that did not allow a sack for the first time since the 2013 season finale victory at Wisconsin. **Rutgers (9/19):** Paved the way for a pair of 100-yard rushers: Saquon Barkley (195 yards) and Akeel Lynch (120)...Helped Barkley and Lynch become first Penn State tandem to rush for 100-yard since Lynch (108) and Bill Belton (108) passed the century mark against Eastern Michigan...Helped the backfield collect a pair of 100-yard rushers in a Big Ten game for the first time since 2010 (Northwestern) when Evan Royster (134) and Silas Redd (131) topped the mark...The 330 yards rushing by Penn State were the most since the Nittany Lions ran for 338 at Illinois in 2009... The Nittany Lions rushed for 200 or more yards in consecutive games for the first time since 2009 at Illinois (338) and vs. Eastern Illinois (285)...The 471 yards of total offense were the most since Penn State had 511 in 2014 against UCF in the Croke Park Classic. **San Diego State (9/26):** Helped protect Christian Hackenberg, who threw for 296 yards and three touchdowns. **at Ohio State (10/17):** Helped pave the way for Saquon Barkley's 194 yards rushing, the third-highest total by a true freshman--It was Barkley's third 100-yard rushing game of the season, moving him into a tie for No. 2 on the true freshman list with Eric McCoo and Curtis Enis...Protected Christian Hackenberg who threw for 120 yards and one touchdown.

9 | TRACE MCSORLEY | R-FR. | QB

Season: Appeared in two games...Made his collegiate debut vs. Rutgers...Is one of 17 redshirt freshmen to see action. **Indiana (10/10):** Attempted his first career pass - a 4-yard completion to Gregg Garrity...Rushed once for a 5-yard gain.

» MCSORLEY'S CAREER STATISTICS

	C-A	Yds	%	TD-INT	YPG	LG
2015	1-1	4	100.0	0-0	4.0	4
Career	1-1	4	100.0	0-0	4.0	4

» MCSORLEY'S 2015 GAME-BY-GAME

Passing (Completed-Attempts-Yards-Int-TD)
at Temple DNP; Buffalo DNP; Rutgers 0-0-0-0-0; San Diego State DNP; Army DNP; Indiana 1-1-4-0-0; at Ohio State DNP.

Note: Has one rush for five yards.

95 | CARL NASSIB | SR. | DE

Season: Started seven games...Leads the FBS in sacks (1.64 spg), forced fumbles (0.71 fipg) and tackles for loss (2.22 tflpg)... Has had a sack in seven consecutive games...Has four multi-sack games...His 11.5 sacks on the season are the most by a Penn State player in a season since Aaron Maybin had 12.0 in 2008. **Awards:** Added to the Bednarik Award Watch List for the Nation's Defensive Player of the Year...Selected to ESPN.com's midseason All-Big Ten team. **at Temple (9/5):** Led the team with a career-high 10 tackles...Made 2.5 tackle for loss, including his second career solo sack in the second quarter... Helped Penn State pile up 15.0 TFL, its most since posting 15.0 vs. Michigan on Sept. 22, 2007. **Buffalo (9/12):** Grabbed his first career interception in the second quarter after the pass was tipped by Anthony Zettel...Recorded a career-high 3.0 sacks... Accounted for 3.0 tackles for loss...Also forced two fumbles in the fourth quarter...Was instrumental on a defense that held the Bulls to 69 rushing yards, the fewest for an opponent since Illinois (68 yds.) last year...Is the first Nittany Lion with two forced fumbles in a single game since Sean Stanley had two at Temple on Sept. 17, 2011. **Rutgers (9/19):** Made four tackles--Added 1.5 tackles for loss, which included a sack of Chris Laviano for a loss of 13 yards in the fourth quarter...Part of a defense that held Rutgers to just three points, the fewest in a Big Ten opener since limiting Minnesota to three points in 1994...Helped limit Rutgers to 43 rushing yards, the fewest since giving up just 33 yards to Maryland last season. **San Diego State (9/26):** Notched his third forced fumble of the season in the fourth quarter and the fifth of his career...The fumble was returned 71 yards for a touchdown by Austin Johnson...Made two solo tackles, both were sacks...His 2.0 tackles for loss helped Penn State amass 9.0 TFLs in the game...Assisted the defense holding SDSU to just 141 yards passing, the fewest against an FBS non-conference opponent in the regular season since giving up 134 to Kent State, Sept. 21, 2013. **Army (10/3):** Recorded his eighth sack of the season, which is tied with Anthony Zettel (2014) for most sacks in a season by a Nittany Lion since 2009...Made two tackles. **Indiana (10/10):** Made four solo tackles, including two sacks...Also had two forced fumbles, marking the second time this season that he has multiple forced fumbles in a game... Helped snap Indiana's string of nine games in which they scored 20-plus points...Part of a defense that held Indiana to 234 yards of total offense, the fewest allowed by PSU since giving up 221 at Indiana in 2014...Played a major role in limiting IU to just 79 rushing yards, the second-straight B1G opponent with less than 80 yards rushing vs. Penn State...Was the coaching staff's Co-Defensive Player of the Week with Austin Johnson. **at Ohio State (10/17):** Registered eight total tackles...Recorded 3.5 tackles for loss to mark the fifth time this season he posted 2.0 or more TFLs in a game...Collected 1.5 sacks for his fourth multi-sack game...Helped the Penn State defense accumulate 10.0 tackles for loss to mark its fourth game with at least 9.0 TFLs...The 10.0 tackles for loss were the most surrendered by Ohio State in 2015.

» NASSIB'S CAREER STATISTICS

	TK	UA-A	FR	FC	I	PBU	SACK	TFL
2013	12	11-1	0	1	0	1	1.0-8	2.0-25
2014	7	4-3	0	1	0	1	1.0-5	3.5-22
2015	35	21-14	0	5	1	0	11.5-83	15.5-96
Career	46	32-14	0	7	1	2	13.5-96	21.0-143

» NASSIB'S 2015 GAME-BY-GAME

Tackles (Total-Solo-Assists)
at Temple 10-4-6; Buffalo 5-4-1; Rutgers 4-1-3; San Diego State 2-2-0; Army 2-2-0; Indiana 4-4-0; at Ohio State 8-4-4.

59 | ANDREW NELSON | SO. | T

Season: Started four games...Started games at left and right tackle. **at Temple (9/5):** Helped Akeel Lynch run for 78 yards and one touchdown. **Buffalo (9/12):** Started at left tackle. **Indiana (10/10):** Returned to the lineup after missing three games...started at right tackle...Protected Christian Hackenberg during his 17th career 200-yard passing game (262 yards), which allowed him to become the second quarterback in Penn State history to amass 7,000 yards passing in a career... Helped Penn State control the ball for 35:35, its most in a Big Ten game since having 36:29 against Purdue in 2013. **at Ohio State (10/17):** Helped pave the way for Saquon Barkley's 194 yards rushing, the third-highest total by a true freshman--It was Barkley's third 100-yard rushing game of the season, moving him into a tie for No. 2 on the true freshman list with Eric McCoo and Curtis Enis...Protected Christian Hackenberg who threw for 120 yards and one touchdown.



21 | AMANI ORUWARIYE | R-FR. | S

Season: Appeared in seven games...Is one of 17 redshirt freshmen to see action. **Rutgers (9/19):** Recorded his first career tackle on kickoff coverage to start the third quarter. **Army (10/3):** Made two tackles.

» ORUWARIYE'S CAREER STATISTICS

	TK	UA-A	FR	FC	I	PBU	SACK	TFL
2015	3	1-2	0	0	0	0	0-0	0-0
Career	3	1-2	0	0	0	0	0-0	0-0

» ORUWARIYE'S 2015 GAME-BY-GAME

Tackles (Total-Solo-Assists)

at Temple 0-0-0; Buffalo 0-0-0; Rutgers 1-1-0 San Diego State 0-0-0; Army 2-0-2.

73 | PARIS PALMER | JR. | T

Season: Appeared in seven games with six starts...Started his first career game in the season opener at Temple. **at Temple (9/5):** Helped Akeel Lynch run for 78 yards and one touchdown. **Buffalo (9/12):** Started the second half and helped Penn State to 17 points...Aided the Nittany Lions in gaining 202 yards on 31 plays (6.5 avg.) in the second half. **Rutgers (9/19):** Paved the way for a pair of 100-yard rushers: Saquon Barkley (195 yards) and Akeel Lynch (120)...Helped Barkley and Lynch become first Penn State tandem to rush for 100-yard since Lynch (108) and Bill Belton (108) passed the century mark against Eastern Michigan...Helped the backfield collect a pair of 100-yard rushers in a Big Ten game for the first time since 2010 (Northwestern) when Evan Royster (134) and Silas Redd (131) topped the mark...The 330 yards rushing by Penn State were the most since the Nittany Lions ran for 338 at Illinois in 2009...The Nittany Lions rushed for 200 or more yards in consecutive games for the first time since 2009 at Illinois (338) and vs. Eastern Illinois (285)...The 471 yards of total offense were the most since Penn State had 511 in 2014 against UCF in the Croke Park Classic. **San Diego State (9/26):** Helped protect Christian Hackenberg, who threw for 296 yards and three touchdowns. **Indiana (10/10):** Protected Christian Hackenberg during his 17th career 200-yard passing game (262 yards), which allowed him to become the second quarterback in Penn State history to amass 7,000 yards passing in a career... Helped Penn State control the ball for 35:35, its most in a Big Ten game since having 36:29 against Purdue in 2013. **at Ohio State (10/17):** Helped pave the way for Saquon Barkley's 194 yards rushing, the third-highest total by a true freshman--It was Barkley's third 100-yard rushing game of the season, moving him into a tie for No. 2 on the true freshman list with Eric McCoo and Curtis Enis...Protected Christian Hackenberg who threw for 120 yards and one touchdown.

92 | DANIEL PASQUARIELLO | SO. | P

Season: Appeared in five games with three starts at punter. **at Temple (9/5):** Tied his career-high with nine punts (at Indiana, 2014)...Averaged 39.0 yards per punt...Hit a pair of 50-plus yard punts, including a 55-yarder on his first kick of the game... Placed three of his kicks inside the 20. **Buffalo (9/12):** Hit three punts for an average of 38.3 yards per punt...Hit a 55-yard punt on his first punt of the second quarter. **Army (10/3):** Hit a 35-yard punt in the fourth quarter, forcing Army to start their final drive of the game inside their 25-yard line. **Indiana (10/10):** Hit seven punts for an average of 44.3 yards...Had three punts of 50-plus yards (54, 50, 51)...Had one punt inside the IU 10-yardline. **at Ohio State (10/17):** Hit three punts for an average of 35.3...Pinned Ohio State inside their own 5-yard line on his first punt of the game.

» PASQUARIELLO'S PUNTING STATISTICS

	P-Yds	Avg.	I-20	FC	50+	LG	BLK
2014	47-1,754	37.3	13	11	1	63	0
2015	23-917	39.9	5	1	6	55	0
Career	70-2,671	38.2	18	12	7	63	0

» PASQUARIELLO'S 2015 GAME-BY-GAME

Punting (Punts-Yards-Average)

at Temple 9-351-39.0; Buffalo 3-115-38.3; Rutgers DNP; San Diego State DNP; Army 1-35-35.0; Indiana 7-310-44.3; at Ohio State 3-106-35.3.

10 | BRANDON POLK | FR. | WR

Season: Appeared in seven games with two starts...Started his first career game in the season opener at Temple... Is one of five freshmen (3 redshirt, 2 true) to start this season...Is one of five true freshmen to see action...With DeAndre Thompson scoring a rushing TD vs. Rutgers, the duo is the first Penn State wide receiver pair with rushing scores in the same season since 2008 when Derrick Williams and Chaz Powell both had rushing touchdowns...Is the Penn State first wide receiver to have rushing and receiving touchdowns in the same season since Derrick Williams had three rushing touchdowns and four receiving touchdowns in the 2008 season. **at Temple (9/5):** Rushed for 50 yards on two carries...Caught one pass for no gain...Took the handoff on the jet sweep on Penn State's first play from scrimmage and raced 33 yards down the right sideline...Also had a 17-yard rush in the second quarter. **Buffalo (9/12):** Rushed three times for 45 yards and his first career touchdown...Took his first rush of the game 33 yards over the left side of the offensive line for a score...Also rushed for 20 yards on a third quarter carry...Teamed with Saquon Barkley to become the first true freshmen duo to score touchdowns in the same game since Justin King and Derrick Williams both had touchdown receptions in the 2005 at Northwestern. **Rutgers (9/19):** Rushed one time for six yards. **San Diego State (9/26):** Had one rush for a 1-yard gain. **Army (10/3):** Rushed one time for 14 yards. **Indiana (10/10):** Caught his first career touchdown pass, a 39-yard reception along the visiting sideline in the first quarter to open the scoring...Had two receptions for 45 yards... Returned one kickoff for 21 yards. **at Ohio State (10/17):** Caught one pass for four yards and rushed once for six yards... Returned four kickoffs for 79 yards (19.7 ypr), with a long of 30 yards.

» POLK'S RUSHING STATISTICS

	Att-Yds	Avg.	TD	LG
2015	9-122	13.6	1	33
Career	9-122	13.6	1	33

» POLK'S 2015 GAME-BY-GAME

Rushing (Carries-Yards-TD)

at Temple 2-50-0; Buffalo 3-45-1; Rutgers 1-6-0; San Diego State 1-1-0; Army 1-14-0; Indiana 0-0-0; at Ohio State 1-6-0.

» POLK'S RECEIVING STATISTICS

	Rec-Yds	Avg.	TD	LG
2015	4-50	12.5	1	39
Career	4-50	12.5	1	39

» POLK'S 2015 GAME-BY-GAME

Receiving (Receptions-Yards-TD)

at Temple 1-0-0; Buffalo 0-0-0; Rutgers 0-0-0; San Diego State 0-0-0; Army 0-0-0; Indiana 2-46-1; at Ohio State 1-4-0.

» POLK'S KICK RETURN STATISTICS

	No.	Yds	Avg.	TD	LG
2015	5	100	20.0	0	30
Career	5	100	20.0	0	30

» POLK'S 2015 GAME-BY-GAME

Kick Off Returns (Returns-Yards-TD-YPR)

at Temple 0-0-0-0.0; Buffalo 0-0-0-0.0; Rutgers 0-0-0-0.0; San Diego State 0-0-0-0.0; Army 0-0-0-0.0; Indiana 1-21-0-21.0; at Ohio State 4-79-0-19.7.

42 | TROY REEDER | R-FR. | LB

Season: Appeared in seven games with six starts...Is one of 17 redshirt freshmen to see action...Is one of five freshmen (3 redshirt, 2 true) to start this season...Made his first career start vs. Buffalo. **at Temple (9/5):** Made two tackles...Made his first career tackle in the fourth quarter...Posted his first career TFL on the next play...Helped Penn State pile up 15.0 TFL, its most since posting 15.0 vs. Michigan on Sept. 22, 2007. **Buffalo (9/12):** Recorded seven tackles in his first career start. **Rutgers (9/19):** Recorded a career-high eight tackles...Added 1.0 tackle for loss...Part of a defense that held Rutgers to just three points, the fewest in a Big Ten opener since limiting Minnesota to three points in 1994...Helped limit Rutgers to 43 rushing yards, the fewest since giving up just 33 yards to Maryland last season. **San Diego State (9/26):** Recorded six tackles...Made 0.5 tackle for loss to help Penn State amass 9.0 TFLs in the game... Assisted the defense holding SDSU to just 141 yards passing, the fewest against an FBS non-conference opponent in the regular season since giving up 134 to Kent State, Sept. 21, 2013. **Army (10/3):** Recorded four tackles, including 1.0 tackle for loss...Was a part of a defensive that limited Army to one pass attempt, the fewest by a Penn State opponent since at least 1966, and one completion, the fewest since 1976 (Ohio State)...The one completion is tied for the fewest by a team in FBS this year (by Georgia Southern vs. Western Michigan)...The one pass attempt is the fewest by an FBS team this season... Helped hold Army to just 32 passing yards, the fewest against the Nittany Lions in the Big Ten era (since 1993). **Indiana (10/10):** Made three tackles...Recorded one tackle for loss... Helped snap Indiana's string of nine games in which they scored 20-plus points...Part of a defense that held Indiana to 234 yards of total offense, the fewest allowed by PSU since giving up 221 at Indiana in 2014...Played a major role in limiting IU to just 79 rushing yards, the second-straight B1G opponent with less than 80 yards rushing vs. Penn State. **at Ohio State (10/17):** Recorded five tackles...Made 1.0 TFL...Helped the Penn State defense accumulate 10.0 tackles for loss to mark its fourth game with at least 9.0 TFLs...The 10.0 tackles for loss were the most surrendered by Ohio State in 2015.

» REEDER'S CAREER STATISTICS

	TK	UA-A	FR	FC	I	PBU	SACK	TFL
2015	35	19-16	0	0	0	0	0-0	5.5-14
Career	35	19-16	0	0	0	0	0-0	5.5-14

» REEDER'S 2015 GAME-BY-GAME

Tackles (Total-Solo-Assists)

at Temple 2-1-1; Buffalo 7-5-2; Rutgers 8-4-4; San Diego State 6-2-4; Army 4-2-2; Indiana 3-1-2; at Ohio State 5-4-1.

68 | KEVIN REIHNER | SR. | G/C

Season: Appeared in seven games...Seen time primarily on special teams.



29 | JOHN REID | FR. | CB

Season: Appeared in seven games this season with two starts... Started his first career game in the season opener at Temple... Is one of five freshmen (3 redshirt, 2 true) to start this season... Is one of five true freshmen see action. **at Temple (9/5):** Made five tackles, including a pair of solo stops. **Buffalo (9/12):** Recorded one tackle. **Rutgers (9/19):** Grabbed his first career interception in the third quarter, returning it 44 yards... Recorded his first fumble recovery in the fourth quarter and returned it 19 yards... Made two tackles... Part of a defense that held Rutgers to just three points, the fewest in a Big Ten opener since limiting Minnesota to three points in 1994... Helped limit Rutgers to 43 rushing yards, the fewest since giving up just 33 yards to Maryland last season... Was the coaching staff's Defensive Player of the Week. **San Diego State (9/26):** Recorded two solo tackles... Had one pass breakup... Helped the defense hold SDSU to just 141 yards passing, the fewest against an FBS non-conference opponent in the regular season since giving up 134 to Kent State, Sept. 21, 2013. **Army (10/3):** Was a part of a defensive that limited Army to one pass attempt, the fewest by a Penn State opponent since at least 1966, and one completion, the fewest since 1976 (Ohio State)... The one completion is tied for the fewest by a team in FBS this year (by Georgia Southern vs. Western Michigan)... The one pass attempt is the fewest by an FBS team this season... Helped hold Army to just 32 passing yards, the fewest against the Nittany Lions in the Big Ten era (since 1993). **Indiana (10/10):** Grabbed the second interception of his career in the fourth quarter... Recorded one tackle... Helped snap Indiana's string of nine games in which they scored 20-plus points... Part of a defense that held Indiana to 234 yards of total offense, the fewest allowed by PSU since giving up 221 at Indiana in 2014... Led a secondary that limited the Hoosiers' 155 passing yards, the fewest allowed by Penn State in a Big Ten game since allowing 68 to Indiana last season. **at Ohio State (10/17):** Made four tackles.

» REID'S CAREER STATISTICS

	TK	UA-A	FR	FC	I	PBU	SACK	TFL
2015	15	8-7	1	0	2	3	0-0	0-0
Career	15	8-7	1	0	2	3	0-0	0-0

» REID'S 2015 GAME-BY-GAME

Tackles (Total-Solo-Assists)

at Temple 5-2-3; Buffalo 1-1-0; Rutgers 2-1-1 San Diego State 2-2-0; Army 0-0-0; Indiana 1-0-1 at Ohio State 4-2-2.

34 | DOM SALOMONE | JR. | FB

Season: Appeared in one game.

94 | EVAN SCHWAN | JR. | DE

Season: Appeared in six games. **at Temple (9/5):** Made two tackles. **Buffalo (9/12):** Recorded a career-high four tackles... Helped the Nittany Lions hold the Bulls to 69 rushing yards, the fewest for an opponent since Illinois (68 yds.) last season. **Rutgers (9/19):** Made two tackles... Part of a defense that held Rutgers to just three points, the fewest in a Big Ten opener since limiting Minnesota to three points in 1994... Helped limit Rutgers to 43 rushing yards, the fewest since giving up just 33 yards to Maryland last season. **Indiana (10/10):** Made one tackle... Had one pass breakup.

» SCHWAN'S CAREER STATISTICS

	TK	UA-A	FR	FC	I	PBU	SACK	TFL
2013	4	1-3	0	0	0	0	0-0	0.5-0
2014	6	4-2	0	0	0	0	0-0	0-0
2015	9	1-8	0	0	0	1	0-0	0-0
Career	19	6-13	0	0	0	1	0-0	0.5-0

» SCHWAN'S 2015 GAME-BY-GAME

Tackles (Total-Solo-Assists)

at Temple 2-1-1; Buffalo 4-0-4; Rutgers 2-0-2; San Diego State 0-0-0; Army DNP; Indiana 1-0-1; at Ohio State 0-0-0.

24 | NICK SCOTT | R-FR. | RB

Season: Appeared in seven games with one start... Is one of 17 redshirt freshmen to see action... Is one of five freshmen (3 redshirt, 2 true) to start this season... Made his first career start vs. Indiana (10/10). **at Temple (9/5):** Made two tackles on special teams... Combined with Matt Zanellato for the stop on the game's opening kickoff... Made a solo stop on a first quarter punt. **Buffalo (9/12):** Returned his first career kickoff... Took the opening kickoff 58 yards... His 58-yard kick return was the longest for a Penn State player since Chaz Powell had a 92-yard return against Purdue in 2011... Also made one special teams tackle on a kickoff return. **Rutgers (9/19):** Rushed one time for five yards... Returned two kickoffs for 57 yards (28.0 ypr), with a long of 34 yards. **San Diego State (9/26):** Completed his first career passing attempt for 32 yards to Chris Godwin... Was the longest completion by a non-quarterback since RB Eric McCoo threw a 63-yard touchdown pass against Illinois in 2001... The completion was the first for a non-quarterback since 2011 (Curtis Drake, Nebraska)... Rushed six times for nine yards... Returned three kickoffs for 72 yards... All three kickoff returns were for 20-plus yards (20, 24, 28). **Army (10/3):** Rushed 12 times for 54 yards - with no negative yard carries - and one touchdown... Scored his first career touchdown on Penn State's second series of the game with an 11-yard rush... Also caught a screen pass for 22 yards in the fourth quarter for his first career reception... Also made one special teams tackle... Was the coaching staff's Offensive Player of the Week. **Indiana (10/10):** Led the team with eight rushes for a career-high 57 yards... Had a career-long 35-yard rush on the second play of the game... Caught three passes for 21 yards, including a 10-yard grab during Penn State's first touchdown drive. **at Ohio State (10/17):** Returned three kicks for 38 yards, including a long of 19... Carried the ball once for three yards.

» SCOTT'S RUSHING STATISTICS

	Att-Yds	Avg.	TD	LG
2015	28-128	4.6	1	35
Career	28-128	4.6	1	35

» SCOTT'S 2015 GAME-BY-GAME

Rushing (Carries-Yards-TD)

at Temple 0-0-0; Buffalo 0-0-0; Rutgers 1-5-0; San Diego State 6-9-0; Army 12-54-1; Indiana 8-57-0; at Ohio State 1-3-0.

» SCOTT'S RECEIVING STATISTICS

	Rec-Yds	Avg.	TD	LG
2015	4-43	10.8	0	22
Career	4-43	10.8	0	22

» SCOTT'S 2015 GAME-BY-GAME

Receiving (Receptions-Yards-TD)

at Temple 0-0-0; Buffalo 0-0-0; Rutgers 0-0-0; San Diego State 0-0-0; Army 1-22-0; Indiana 3-21-0; at Ohio State 0-0-0.

» SCOTT'S KICK RETURN STATISTICS

	No.	Yds	Avg.	TD	LG
2015	9	225	25.0	0	58
Career	9	225	25.0	0	58

» SCOTT'S 2015 GAME-BY-GAME

Kick Off Returns (Returns-Yards-TD-YPR)

at Temple 0-0-0-0-0; Buffalo 1-58-0-58.0; Rutgers 2-57-0-28.5; San Diego State 3-72-0-24.0; Army 0-0-0-0-0; at Ohio State 3-38-0-12.6.

90 | GARRETT SICKELS | SO. | DE

Season: Started seven games... Forced his first career fumble against San Diego State... Made first career fumble recovery against Army. **at Temple (9/5):** Made a four tackles... Added 1.0 TFL with a stop behind the line of scrimmage in the third quarter... Helped Penn State pile up 15.0 TFL, its most since posting 15.0 vs. Michigan on Sept. 22, 2007. **Buffalo (9/12):** Recorded one tackle, which was a 0.5 sack... Combined with Austin Johnson on a third quarter sack for a loss of three yards... Helped the Nittany Lions hold the Bulls to 69 rushing yards, the fewest for an opponent since Illinois (68 yds.) last year. **Rutgers (9/19):** Made one tackle... Part of a defense that held Rutgers to just three points, the fewest in a Big Ten opener since limiting Minnesota to three points in 1994... Helped limit Rutgers to 43 rushing yards, the fewest since giving up just 33 yards to Maryland last season. **San Diego State (9/26):** Forced his first fumble of his career late in the second quarter, which was recovered by Anthony Zettel, to lead to a Penn State touchdown... Made three tackles and added one pass breakup... Had 0.5 sack as part of Penn State's 9.0 TFL effort in the game... Helped the defense hold SDSU to just 141 yards passing, the fewest against an FBS non-conference opponent in the regular season since giving up 134 to Kent State, Sept. 21, 2013. **Army (10/3):** Made his first career fumble recovery on Army's first play from scrimmage... Made one tackle. **Indiana (10/10):** Made five stops... Registered one sack... Helped snap Indiana's string of nine games in which they scored 20-plus points... Part of a defense that held Indiana to 234 yards of total offense, the fewest allowed by PSU since giving up 221 at Indiana in 2014... Played a major role in limiting IU to just 79 rushing yards, the second-straight Big Ten opponent with less than 80 yards rushing vs. Penn State. **at Ohio State (10/17):** Had a career-high eight tackles, including 0.5 tackle for loss... Helped the Penn State defense accumulate 10.0 tackles for loss to mark its fourth game with at least 9.0 TFLs... The 10.0 tackles for loss were the most surrendered by Ohio State in 2015.

» SICKELS' CAREER STATISTICS

	TK	UA-A	FR	FC	I	PBU	SACK	TFL
2014	11	7-4	0	0	0	0	2.0-10	3.0-12
2015	23	7-16	1	1	0	1	2.0-11	3.5-17
Career	34	14-20	0	1	0	1	4.0-21	6.5-29

» SICKELS' 2015 GAME-BY-GAME

Tackles (Total-Solo-Assists)

at Temple 4-2-2; Buffalo 1-0-1; Rutgers 1-0-1; San Diego State 3-1-2; Army 1-0-1; Indiana 5-1-4; at Ohio State 8-3-5.

12 | JORDAN SMITH | JR. | CB

Season: Appeared in five games. **at Temple (9/5):** Made two stops. **San Diego State (9/26):** Made one tackle.

» SMITH'S CAREER STATISTICS

	TK	UA-A	FR	FC	I	PBU	SACK	TFL
2013	5	3-2	0	0	0	0	0-0	0-0
2014	0	0-0	0	0	0	0	0-0	0-0
2015	3	1-2	0	0	0	0	0-0	0-0
Career	8	4-4	0	0	0	0	0-0	0-0

» SMITH'S 2015 GAME-BY-GAME

Tackles (Total-Solo-Assists)

at Temple 2-0-2; Buffalo 0-0-0; Rutgers 0-0-0; San Diego State 1-1-0; Army 0-0-0; at Ohio State DNP.

58 | CHANCE SORRELL | R-FR. | T

Season: Appeared in one game... Made his collegiate debut against Indiana (10/10)... Is one of 17 redshirt freshmen to see action.

20 | JOHNATHAN THOMAS | R-FR. | RB

Season: Appeared in two games... Made his collegiate debut against Army (10/3)... Is one of 17 redshirt freshmen to see action. **Army (10/3):** Rushed seven times for 28 yards... First career rush came in the first quarter, a 2-yard carry. **Indiana (10/10):** Rushed twice for nine yards.

» THOMAS' RUSHING STATISTICS

	Att-Yds	Avg.	TD	LG
2015	9-37	4.1	0	11
Career	7-28	4.0	0	11

» THOMAS' 2015 GAME-BY-GAME

Rushing (Carries-Yards-TD)

at Temple DNP; Buffalo DNP; Rutgers DNP; San Diego State

DNP; Army 7-28-0; Indiana 2-9-0; at Ohio State DNP.

3 | DEANDRE THOMPkins | R-FR. | WR

Season: Appeared in seven games...Is one of 17 redshirt freshmen to see action...Combined with Brandon Polk (vs. Buffalo) to become the first Penn State wide receiver pair with rushing touchdowns in the same season since 2008 when Derrick Williams and Chaz Powell both had rushing scores. **at Temple (9/5):** Had one rush for no gain. **Buffalo (9/12):** Logged four punt returns for 71 yards (14.2 ypr)...Ran back his first career punt 58 yards to set up Penn State's first score of the game--His 58-yard return was the longest by a Nittany Lion since Derrick Williams' 63-yard punt return for a touchdown at Wisconsin in 2008...The 58-yard return was also the longest non-scoring punt return since Mike Archie had a 62-yard return at Michigan State in 1993. **Rutgers (9/19):** Scored his first career touchdown on a 6-yard rush in the second quarter... Returned three punts for 20 yards (6.7 ypr). **San Diego State (9/26):** Returned four punts for 17 yards...Had a long punt return of 10 yards in the second quarter. **Army (10/3):** Returned one punt for 25 yards. **Indiana (10/10):** Had two rushing attempts for 11 yards...Returned five punts for 32 yards (6.4 ypr) with a long return of 19 yards in the fourth quarter.

» THOMPkins' RUSHING STATISTICS

	Att-Yds	Avg.	TD	LG
2015	5-12	2.4	1	6
Career	5-12	2.4	1	6

» THOMPkins' 2015 GAME-BY-GAME

Rushing (Carries-Yards-TD)

at Temple 1-0-0; Buffalo 0-0-0; Rutgers 2-1-1; San Diego State 0-0-0; Army 0-0-0; Indiana 2-11-0; at Ohio State 0-0-0.

» THOMPkins' PUNT RETURN STATISTICS

	No.	Yds	Avg.	TD	LG
2015	17	165	9.7	0	58
Career	17	165	9.7	0	58

» THOMPkins' 2015 GAME-BY-GAME

Punt Returns (Returns-Yards-TD-YPR)

at Temple 0-0-0-0.0; Buffalo 4-71-0-17.8; 3-20-0-6.7; San Diego State 4-17-0-4.2; Army 1-25-0-25.0; Indiana 5-32-0-6.4; at Ohio State 0-0-0-0.0.

25 | VON WALKER | JR. | LB

Season: Appeared in seven games with two starts...Made his second career start vs. Buffalo (Northwestern, 2014). **at Temple (9/5):** Made one special teams tackle. **Buffalo (9/12):** Made his second career start and contributed one tackle. **Rutgers (9/19):** Recorded one tackle. **Army (10/3):** Recorded his first-career fumble recovery at the Penn State 43-yard line in the second quarter...Made three tackles...Was a part of a defensive that limited Army to one pass attempt, the fewest by a Penn State opponent since at least 1966, and one completion, the fewest since 1976 (Ohio State)...The one completion is tied for the fewest by a team in FBS this year (by Georgia Southern vs. Western Michigan)...The one pass attempt is the fewest by an FBS team this season...Helped hold Army to just 32 passing yards, the fewest against the Nittany Lions in the Big Ten era (since 1993). **Indiana (10/10):** Made one tackle.

» WALKER'S CAREER STATISTICS

	TK	UA-A	FR	FC	I	PBU	SACK	TFL
2013	4	3-1	0	0	0	0	0-0	0-0
2014	12	5-7	0	0	0	0	0-0	1.0-2
2015	7	4-3	1	0	0	0	0-0	0-0
Career	23	12-11	1	0	0	0	0-0	1.0-2

» WALKER'S 2015 GAME-BY-GAME

Tackles (Total-Solo-Assists)

at Temple 1-0-1; Buffalo 1-1-0; Rutgers 1-0-1; San Diego State 0-0-0; Army 3-2-1; Indiana 1-1-0; at Ohio State 0-0-0.

5 | NYEEM WARTMAN-WHITE | JR. | LB

Season: Started the season opener at Temple...Suffered a season-ending injury in the second quarter at Temple. **at Temple (9/5):** Made two solo tackles before leaving the game due to injury...Was playing for the first time in his hometown of Philadelphia.

» WARTMAN-WHITE'S CAREER STATISTICS

	TK	UA-A	FR	FC	I	PBU	SACK	TFL
2012	1	1-0	0	0	0	0	0-0	0-0
2013	32	17-15	0	1	0	4	1.0-4	2.5-8
2014	75	32-43	0	0	1	0	0-0	3.5-5
2015	2	2-0	0	0	0	0	0-0	0-0
Career	110	52-58	0	1	1	4	1.0-4	6.0-13

» WARTMAN-WHITE'S 2015 GAME-BY-GAME

Tackles (Total-Solo-Assists)

at Temple 2-2-0; Buffalo INJ; Rutgers INJ; San Diego State INJ; Army INJ; Indiana INJ; at Ohio State INJ.

93 | ANTOINE WHITE | R-FR. | DE

Season: Appeared in six games...Is one of 17 redshirt freshmen to see action. **Rutgers (9/19):** Ended the night with a career-high three tackles...Made his first career stop late in the third quarter...Added 0.5 tackle for loss, which was a combined sack with Torrence Brown in the fourth quarter...It was his first career TFL and sack. **San Diego State (9/26):** Made three tackles for the second game in a row...Recorded 0.5 sack for a loss of three yards, combining with Tarow Barney in the fourth quarter... Finished with 1.0 TFL with the half-sack and a half-TFL when teaming with Jason Cabinda for a tackle for loss in the fourth quarter...Was a part of a defensive unit that amassed 9.0 TFLs in the game. **Army (10/3):** Recorded one tackle. **Indiana (10/10):** Logged one stop.

» WHITE'S DEFENSIVE STATISTICS

	TK	UA-A	FR	FC	I	PBU	SACK	TFL
2015	8	3-5	0	0	0	0	1.0-5	1.5-6
Career	8	3-5	0	0	0	0	1.0-5	1.5-6

» WHITE'S 2015 GAME-BY-GAME

Tackles (Total-Solo-Assists)

at Temple 0-0-0; Buffalo 0-0-0; Rutgers 3-1-2; San Diego State 3-1-2; Army 1-1-0; Indiana 1-0-1; at Ohio State DNP.

11 | BRENT WILKERSON | JR. | TE

Season: Appeared in seven games with six starts...Started his first career game in the season opener at Temple. **Army (10/3):** Made two receptions for 14 yards...His two catches equaled his career total entering the game.

» WILKERSON'S RECEIVING STATISTICS

	Rec-Yds	Avg.	TD	LG
2014	2-18	9.0	1	11
2015	2-14	7.0	0	7
Career	4-32	8.0	1	11

» WILKERSON'S 2015 GAME-BY-GAME

Receiving (Receptions-Yards-TD)

at Temple 0-0-0; Buffalo 0-0-0; Rutgers 0-0-0; San Diego State 0-0-0; Army 2-14-0; Indiana 0-0-0; at Ohio State 0-0-0.

10 | TREVOR WILLIAMS | SR. | CB

Season: Started seven games...Surpassed his career total in tackles for loss with 2.0 TFL in the season opener at Temple. **at Temple (9/5):** Tied his career high with six tackles...Recorded 2.0 tackles for loss...Had a tackle for loss in the first and second quarters...Helped Penn State pile up 15.0 TFL, its most since posting 15.0 vs. Michigan on Sept. 22, 2007. **Buffalo (9/12):** Collected five tackles, all solo. **Rutgers (9/19):** Made two tackles...Part of a defense that held Rutgers to just three points, the fewest in a Big Ten opener since limiting Minnesota to three points in 1994...Helped limit Rutgers to 43 rushing yards, the fewest since giving up just 33 yards to Maryland last season. **San Diego State (9/26):** Made one tackle...Helped the defense hold SDSU to just 141 yards passing, the fewest against an FBS non-conference opponent in the regular season since giving up 134 to Kent State, Sept. 21, 2013. **Army (10/3):** Was a part of a defensive that limited Army to one pass attempt, the fewest by a Penn State opponent since at least 1966, and one completion, the fewest since 1976 (Ohio State)...The one completion is tied for the fewest by a team in FBS this year (by Georgia Southern vs. Western Michigan)...The one pass attempt is the fewest by an FBS team this season...Helped hold Army to just 32 passing yards, the fewest against the Nittany Lions in the Big Ten era (since 1993). **Indiana (10/10):** Made three tackles...Added on pass breakup...Helped snap Indiana's string of nine games in which they scored 20-plus points...Part of a defense that held Indiana to 234 yards of total offense, the fewest allowed by PSU since giving up 221 at Indiana in 2014...Led a secondary that limited the Hoosiers' 155 passing yards, the fewest allowed by Penn State in a Big Ten game since allowing 68 to Indiana last season. **at Ohio State (10/17):** Made three tackles.

» WILLIAMS' DEFENSIVE STATISTICS

	TK	UA-A	FR	FC	I	PBU	SACK	TFL
2013	24	17-7	0	0	2	8	0-0	0-0
2014	27	22-5	0	1	2	5	0-0	1.5-2
2015	17	11-6	0	0	0	2	0-0	2.0-4
Career	71	51-20	0	1	4	14	0-0	3.5-6

» WILLIAMS' 2015 GAME-BY-GAME

Tackles (Total-Solo-Assists)

at Temple 6-4-2; Buffalo 5-5-0; Rutgers 2-1-1; San Diego State 1-0-1; Army 0-0-0; Indiana 3-1-2; at Ohio State 3-1-2.

8 | GARY WOOTEN JR. | JR. | LB

Season: Appeared in five games. **at Temple (9/5):** Recorded three tackles...Made 1.0 TFL in the fourth quarter...Helped Penn State pile up 15.0 TFL, its most since posting 15.0 vs. Michigan on Sept. 22, 2007. **San Diego State (9/26):** Made one tackle. **Indiana (10/10):** Made one tackle.

» WOOTEN JR.'S CAREER STATISTICS

	TK	UA-A	FR	FC	I	PBU	SACK	TFL
2013	6	3-3	0	0	0	0	0-0	0-0
2014	12	5-7	0	0	0	0	0-0	1.5-3
2015	5	2-3	0	0	0	0	0-0	1.0-2
Career	23	10-13	0	0	0	0	0-0	2.5-5

» WOOTEN JR.'S 2015 GAME-BY-GAME

Tackles (Total-Solo-Assists)

at Temple 3-2-1; Buffalo DNP; Rutgers 0-0-0; San Diego State 1-0-1; Army DNP; Indiana 1-0-1; at Ohio State 0-0-0.

4 | DAQUAN WORLEY | R-FR. | CB

Season: Appeared in one game...Made his collegiate debut vs. Army (10/3)...Is one of 17 redshirt freshmen to see action.

77 | CHASZ WRIGHT | R-FR. | G

Season: Appeared in six games...Is one of 17 redshirt freshmen to see action...Has seen time on special teams.

44 | TYLER YAZUJIAN | JR. | LS

Season: Appeared in seven games...Has handled all of the long snapping duties since the beginning of 2014. **Indiana (10/10):** Combined with Jordan Dudas on his first tackle of the season on the opening punt return.

80 | MATT ZANELLATO | SR. | WR

Season: Appeared in five games. **at Temple (9/5):** Combined with Nick Scott for the tackle on the game's opening kickoff.



98 | ANTHONY ZETTEL | SR. | DT

Career: Tied for 13th place in Penn State history with Justin Kurpeikis and Maurice Evans with 17 career sacks...Needs 1.5 sacks to tie Don Graham (1983-86) and Bob White (1983-86) for 11th...Has 35.0 tackles for loss, moving him to 12th all-time at Penn State...Needs 1 TFL to tie Tamba Hali (2002-05) and Matt Millen (1976-79) for 10th place...Was the only FBS player ranked among the national leaders in sacks and interceptions per game in 2014--Became the first Penn State defensive lineman since at least 1959 with at least three interceptions in a season in 2014.

Season: Started seven games this season. **Awards:** Selected as the Big Ten Co-Defensive Player of the Week (Sept. 28) for the first time in his career after his performance against San Diego State...Was the Orange Bowl-FWAA Courage Award nominee after his effort against the Aztecs...On Watch Lists for the Bednarik Award, Nagurski Trophy, Outland Trophy, Lombardi Awards and Lott IMPACT Trophy. **at Temple (9/5):** Made five tackles...Logged 2.5 tackles for loss...Made back-to-back tackles for loss on Temple's final drive of the second quarter... Combined with Carl Nassib for a TFL in the third quarter... Helped Penn State pile up 15.0 TFL, its most since posting 15.0 vs. Michigan on Sept. 22, 2007. **Buffalo (9/12):** Made five tackles...Deflected a pass that Carl Nassib grabbed for an interception in the second quarter...Helped the Nittany Lions hold the Bulls to 69 rushing yards, the fewest for an opponent since Illinois (68 yds.) last year. **Rutgers (9/19):** Recorded two tackles...Part of a defense that held Rutgers to just three points, the fewest in a Big Ten opener since limiting Minnesota to three points in 1994...Helped limit Rutgers to 43 rushing yards, the fewest since giving up just 33 yards to Maryland last season. **San Diego State (9/26):** Recorded a career-high seven tackles, surpassing his previous career high of six tackles that occurred three times in his career, most recently against Boston College in the Pinstripe Bowl...Made his second career fumble recovery...Registered 2.5 tackles for loss, including 0.5 sack, to help Penn State amass 9.0 TFLs in the game...Assisted the defense holding SDSU to just 141 yards passing, the fewest against an FBS non-conference opponent in the regular season since giving up 134 to Kent State, Sept. 21, 2013...Selected as Big Ten Co-Defensive Player of the Week. **Army (10/3):** Made four tackles, including one tackle for loss...Forced his second career fumble in the third quarter, a fumble Army recovered. **Indiana (10/10):** Had two big pass breakups...Deflected one pass on third down to force an Indiana punt after the Hoosiers recovered an on-side kick in the first quarter...Batted down a pass on 4th-and-3 at the PSU 34 to end an Indiana drive... Helped snap Indiana's string of nine games in which they scored 20-plus points...Part of a defense that held Indiana to 234 yards of total offense, the fewest allowed by PSU since giving up 221 at Indiana in 2014...Played a major role in limiting IU to just 79 rushing yards, the second-straight B1G opponent with less than 80 yards rushing vs. Penn State. **at Ohio State (10/17):** Made four tackles, including 0.5 sack, moving him into a tie for 13th all-time at Penn State...Recorded 1.0 tackle-for-loss to help Penn State accumulate 10.0 tackles-for-loss to mark its fourth game with at least 9.0 TFLs...The 10.0 tackles-for-loss were the most surrendered by Ohio State in 2015.

» ZETTEL'S CAREER STATISTICS

	TK	UA-A	FR	FC	I	PBU	SACK	TFL
2012	15	10-5	0	0	0	2	4.0-19	4.0-19
2013	16	11-5	0	0	1	2	4.0-32	6.0-43
2014	42	28-14	1	1	3	5	8.0-46	17.0-72
2015	27	13-14	1	1	0	4	1.0-4	8.0-23
Career	100	62-38	2	2	4	13	17.0-101	35.0-157

» ZETTEL'S 2015 GAME-BY-GAME

Tackles (Total-Solo-Assists)

at Temple 5-3-2; Buffalo 5-2-3; Rutgers 2-1-1; San Diego State 7-3-4; Army 4-2-2; Indiana 0-0-0; at Ohio State 4-2-2.



PENN STATE GAME-BY-GAME

	at TEM	BUF	RUT	SDSU	ARMY	IND	at OSU	at UMD	ILL	at NW	MICH	at MSU
First Downs	9	15	17	19	12	22	14					
Rushing	4	9	13	2	7	5	8					
Passing	4	5	4	14	5	14	2					
Penalty	1	1	-	3	-	3	4					
Net Yards Rushing	77	200	330	72	108	154	195					
Rushing Attempts	27	39	41	34	34	32	40					
Average Per Rush	2.9	5.1	8.0	2.1	3.2	4.8	4.9					
Rushing Touchdowns	1	2	4	-	1	2	-					
Yards Gained	141	220	342	115	141	173	230					
Yards Lost	64	20	12	43	33	19	35					
Net Yards Passing	103	128	141	328	156	266	120					
Completions	11	14	10	22	10	22	7					
Attempts	25	27	19	36	19	40	13					
Interceptions	1	-	1	-	-	-	-					
Yards Per Attempt	4.1	4.7	7.4	9.1	8.2	6.7	9.2					
Yards Per Completion	9.4	9.1	14.1	14.9	15.6	12.1	17.1					
Passing Touchdowns	-	1	-	3	1	2	1					
Total Offensive Yards	180	328	471	400	264	420	315					
Plays	52	66	60	70	53	72	53					
Yards Per Play	3.5	5.0	7.8	5.7	5.0	5.8	5.9					
Fumbles-Lost	1-0	0-0	0-0	1-1	0-0	1-1	2-1					
Penalties-Yards	6-39	7-65	8-80	5-37	3-20	3-30	3-22					
Punts-Yards	9-351	3-115	5-205	7-294	6-195	7-310	7-251					
Yards Per Punt	39.0	38.3	41.0	42.0	32.5	44.3	35.9					
Net Yards Per Punt	33.2	38.3	41.2	37.0	30.0	41.0	33.4					
Inside 20	3	-	5	1	1	1	1					
50+ Yard Kicks	2	1	1	2	-	3	-					
Touchbacks	-	-	-	2	-	-	-					
Fair Catch	-	-	3	1	1	1	-					
Kickoffs-Yards	3-195	6-383	5-318	8-513	5-318	6-387	3-190					
Yards Per Kickoff	65.0	63.8	63.6	64.1	63.6	64.5	63.3					
Net Yards Per Kickoff	44.7	42.3	42.0	31.4	41.6	44.5	39.7					
Touchbacks	1	3	4	5	1	4	1					
Punt Returns	4	5	3	4	1	5	-					
Yards	33	71	20	17	36	32	-					
Touchdowns	-	-	-	-	-	-	-					
Yards Per PR	8.2	14.2	6.7	4.2	25.0	6.4	-					
Kickoff Returns	5	2	2	4	1	1	7					
Yards	128	76	57	98	14	21	117					
Touchdowns	-	-	-	-	-	-	-					
Yards Per KR	25.6	38.0	28.5	24.5	14.0	21.0	16.7					
Interceptions	-	1	2	-	-	1	-					
Yards	-	10	44	-	-	-	-					
Touchdowns	-	-	-	-	-	-	-					
Fumble Returns	-	-	1	1	-	-	-					
Yards	-	-	19	71	-	-	-					
Touchdowns	-	-	-	1	-	-	-					
Miscellaneous Yards	-	-	-	-	-	-	-					
Possession Times	23:45	29:34	27:21	34:34	28:41	35:35	27:40					
1st Quarter	6:51	9:24	8:08	10:28	8:57	7:56	7:26					
2nd Quarter	4:54	6:06	7:53	11:16	8:41	8:46	7:55					
3rd Quarter	6:36	7:13	5:24	6:26	5:26	7:23	6:12					
4th Quarter	5:24	6:51	5:56	6:24	5:37	11:30	6:07					
3rd-Down Conversions	2-13	6-15	4-12	4-15	5-15	5-14	1-11					
4th-Down Conversions	0-1	1-3	0-2	-	1-1	-	0-2					
Red Zone Scoring	1-1	4-5	3-4	6-6	3-3	3-3	2-3					
Touchdowns	-	2	3	3	1	2	1					
Field Goals	1	2	-	3	2	1	1					
Sacks By/Yards	2/17	6-47	5-51	5-33	3-38	4-28	2-9					
PAT Kicks	1/1	3/3	4/4	4/4	2/2	2/4	1/1					
Field Goals	1/1	2/3	-	3/4	2/2	1/1	1/1					
Total Points	10	27	28	37	20	29	10					
Touchdowns Rushing	1	2	4	-	1	2	-					
Touchdowns Passing	-	1	-	3	1	2	1					
Touchdown Returns	-	-	-	-	-	-	-					
Other Touchdowns	-	-	-	1	-	-	-					
Safeties	-	-	-	-	-	-	-					
Kick PAT/Attempts	1/1	3/3	4/4	4/4	2/2	2/4	1/1					
2pt PAT/Attempts	-	-	-	-	-	-	-					
Field Goals/Attempts	1/1	2/3	-	3/4	2/2	1/1	1/1					
Points Off Turnovers	-	3	-	21	10	7	-					

OPONENT GAME-BY-GAME

	at TEM	BUF	RUT	SDSU	ARMY	IND	at OSU	at UMD	ILL	at NW	MICH	at MSU
First Downs	15	15	20	13	17	14	25					
Rushing	6	4	5	5	16	7	18					
Passing	7	10	14	7	1	7	7					
Penalty	2	1	1	1	-	-	-					
Net Yards Rushing	149	69	43	101	261	79	315					
Rushing Attempts	43	33	32	34	55	33	50					
Average Per Rush	3.5	2.1	1.3	3.0	4.7	2.4	6.3					
Rushing Touchdowns	3	-	-	1	2	1	3					
Yards Gained	194	119	99	142	316	113	344					
Yards Lost	45	50	56	41	55	34	29					
Net Yards Passing	168	205	251	141	32	155	114					
Completions	16	24	27	10	1	15	13					
Attempts	21	35	42	29	1	33	19					
Interceptions	-	1	2	-	-	1	-					
Yards Per Attempt	8.0	5.9	6.0	4.9	32.0	4.7	6.0					
Yards Per Completion	10.5	8.5	9.3	14.1	32.0	10.3	8.8					
Passing Touchdowns	-	2	-	1	-	-	2					
Total Offensive Yards	317	274	294	242	293	234	429					
Plays	64	68	74	63	56	66	69					
Yards Per Play	5.0	4.0	4.0	3.8	5.2	3.5	6.2					
Fumbles-Lost	1-1	2-0	3-1	4-3	7-3	2-0	1-0					
Penalties-Yards	5-35	14-107	8-29	4-32	4-45	8-65	5-70					
Punts-Yards	7-328	7-295	8-335	8-313	4-156	11-451	5-208					
Yards Per Punt	46.9	42.1	41.9	39.1	39.0	41.0	41.6					
Net Yards Per Punt	39.3	32.0	36.9	37.0	32.8	38.1	41.6					
Inside 20	2	1	1	1	2	4	4					
50+ Yard Kicks	3	-	1	-	-	-	1					
Touchbacks	1	-	1	-	-	-	-					
Fair Catch	-	-	3	1	2	5	3					
Kickoffs-Yards	6-360	3-124	2-130	4-248	3-187	1-63	7-417					
Yards Per Kickoff	60.0	41.3	65.0	62.0	62.3	63.0	59.6					
Net Yards Per Kickoff	38.7	16.0	36.5	37.5	41.0	42.0	42.9					
Touchbacks	-	-	-	-	2	-	-					
Punt Returns	5	-	1	2	4	5	2					
Yards	52	-	(-1)	(-5)	15	23	17					
Touchdowns	-	-	-	-	-	-	-					
Yards Per PR	10.4	-	(-1.0)	(-2.5)	3.8	4.6	8.5					
Kickoff Returns	2	3	1	2	4	1	2					
Yards	36	54	8	137	85	20	46					
Touchdowns	-	-	-	1	-	-	-					
Yards Per KR	18.0	18.0	8.0	68.5	21.1	20.0	23.0					
Interceptions	1	-	1	-	-	-	-					
Yards	26	-	-	-	-	-	-					
Touchdowns	-	-	-	-	-	-	-					
Fumble Returns	-	-	-	-	-	-	-					
Yards	-	-	-	-	-	-	-					
Touchdowns	-	-	-	-	-	-	-					
Miscellaneous Yards	-	-	-	-	-	-	-					
Possession Times	36:15	30:26	32:39	25:26	31:19	24:25	32:20					
1st Quarter	8:09	5:36	6:52	4:32	6:03	7:04	7:34					
2nd Quarter	10:06	8:54	7:07	3:44	6:19	6:14	7:05					
3rd Quarter	8:24	7:47	9:36	8:34	9:34	7:37	8:48					
4th Quarter	9:36	8:09	9:04	8:36	9:23	3:30	8:53					
3rd-Down Conversions	7-17	5-16	5-15	5-17	5-9	3-16	5-11					
4th-Down Conversions	0-1	2-3	0-1	0-1	0-1	0-1	0-0					
Red Zone Scoring	3-4	2-2	1-1	2-2	1-1	1-1	6-6					
Touchdowns	2	2	-	2	1	1	5					
Field Goals	1	-	1	-	-	-	1					
Sacks By/Yards	10-64	-	-	2-9	3-19	4-13	5-24					
PAT Kicks	3/3	2/2	-	3/3	2/2	1/1	5/5					
Field Goals	2/2	0/1	1/1	-	-	-	1/1					
Total Points	27	14	3	21	14	7	38					
Touchdowns Rushing	3	-	-	1	2	1	3					
Touchdowns Passing	-	2	-	1	-	-	2					
Touchdown Returns	-	-	-	1	-	-	-					
Other Touchdowns	-	-	-	-	-	-	-					
Safeties	-	-	-	-	-	-	-					
Kick PAT/Attempts	3/3	2/2	-	3/3	2/2	1/1	5/5					
2pt PAT/Attempts	-	-	-	-	-	-	-					
Field Goals/Attempts	2/2	0/1	1/1	-	-	-	1/1					
Points Off Turnovers	7	-	-	7	-	-	7					



INDIVIDUAL GAME-BY-GAME

RUSHING

(ATT-YDS-TD)	at TEM	BUF	RUT	SDSU	ARMY	IND	at OSU	at UMD	ILL	at NW	MICH	at MSU
Allen, Mark	2-7-0	1-2-0	3-(-1)-0	5-5-0	6-17-0	8-45-0	DNP					
Barkley, Saquon	1-1-0	12-115-1	21-195-2	8-62-0	DNP	DNP	26-194-0					
Hackenberg, Christian	11-(-59)-0	2-4-0	2-3-0	3-(-6)-0	5-3-0	9-21-2	7-(-16)-0					
Johnson, Brandon	-	-	-	-	-	2-9-0	-					
Lynch, Akeel	10-78-1	19-46-0	10-120-1	10-18-0	DNP	DNP	4-12-0					
McSorley, Trace	DNP	-	DNP	DNP	DNP	1-5-0	DNP					
Polk, Brandon	2-50-0	3-45-1	1-6-0	1-1-0	1-14-0	-	1-6-0					
Scott, Nick	-	-	1-5-0	6-9-0	12-54-1	8-57-0	1-3-0					
TEAM	-	2-(-12)-0	1-1-0	1-(-17)-0	3-(-8)-0	-	1-(-4)-0					
Thomas, Johnathan	DNP	DNP	DNP	DNP	7-28-0	2-9-0	DNP					
Thompkins, DeAndre	1-0-0	-	2-1-1	-	-	2-11-0	-					

RECEIVING

(REC-YDS-TD)	at TEM	BUF	RUT	SDSU	ARMY	IND	at OSU	at UMD	ILL	at NW	MICH	at MSU
Allen, Mark	-	-	-	2-29-1	-	2-15-0	DNP					
Barkley, Saquon	-	-	-	1-22-1	DNP	DNP	-					
Blacknall, Saeed	-	-	-	4-101-0	-	-	-					
Carter, Kyle	-	2-13-0	-	3-47-0	1-9-0	3-30-0	DNP					
Garity, Gregg	DNP	DNP	DNP	DNP	DNP	1-4-0	DNP					
Gesicki, Mike	-	3-14-0	1-6-0	2-11-0	1-33-0	2-21-0	-					
Godwin, Chris	5-81-0	5-75-0	4-49-0	5-78-1	4-66-0	4-41-0	3-103-0					
Hamilton, DaeSean	1-5-0	3-15-0	5-86-0	5-40-0	1-12-0	2-49-1	2-13-1					
Lewis, Geno	2-15-0	1-11-0	-	-	-	3-39-0	-					
Lynch, Akeel	2-2-0	-	-	-	DNP	DNP	1-0-0					
Polk, Brandon	1-0-0	-	-	-	-	2-46-1	1-4-0					
Scott, Nick	-	-	-	-	1-22-0	3-21-0	-					
Wilkerson, Brent	-	-	-	-	2-14-0	-	-					

PASSING

Christian Hackenberg

	Comp.	Att.	Yds.	TD	INT
at Temple	11	25	103	-	1
BUFFALO	14	27	128	1	-
RUTGERS	10	19	141	-	1
SAN DIEGO ST.	21	35	296	3	-
ARMY	10	19	156	1	-
INDIANA	21	39	262	2	-
at Ohio State	7	13	120	1	-
at Maryland					
ILLINOIS					
at Northwestern					
MICHIGAN					
Michigan State					

Trace McSorley

	Comp.	Att.	Yds.	TD	INT
at Temple			DNP		
BUFFALO	-	-	-	-	-
RUTGERS			DNP		
SAN DIEGO ST.			DNP		
ARMY			DNP		
INDIANA	1	1	4	-	-
at Ohio State			DNP		
at Maryland					
ILLINOIS					
at Northwestern					
MICHIGAN					
Michigan State					

Nick Scott

	Comp.	Att.	Yds.	TD	INT
at Temple	-	-	-	-	-
BUFFALO	-	-	-	-	-
RUTGERS	-	-	-	-	-
SAN DIEGO ST.	1	1	32	-	-
ARMY	-	-	-	-	-
INDIANA	-	-	-	-	-
at Ohio State	-	-	-	-	-
at Maryland					
ILLINOIS					
at Northwestern					
MICHIGAN					
Michigan State					

KICKING & PUNTING

KICKOFFS

Season	KO	Total Yards	TB	OB	Kick Avg.	Rtrns	Rtn Yds	Yds/Rtn
Julius	35	2,242	19	2	64.0	-	-	-
Davis	1	62	-	-	62.0	-	-	-
--						15	386	25.7

Season	KO	Total Yards	TB	OB	Kick Avg.	Rtrns	Rtn Yds	Yds/Rtn
at Temple	3	195	1	-	65.0	2	36	18.0
BUFFALO	6	383	3	-	63.8	3	54	18.0
RUTGERS	5	318	4	-	63.6	1	8	8.0
SAN DIEGO ST.	8	513	5	1	64.1	2	137	68.5
AMRY	5	318	1	-	63.6	4	85	21.2
INDIANA	6	387	4	1	64.5	1	20	20.0
at Ohio State	3	190	1	-	63.3	2	46	23.0
vs. Maryland								
ILLINOIS								
at Northwestern								
MICHIGAN								
at Michigan State								

PUNTING

Game	No	Total Yds	Avg	Long	FC	I20	50+	Blk
Pasquariello	23	917	39.8	55	1	5	6	-
Gulla	21	804	38.2	52	5	7	3	-

Game	No	Total Yds	Avg	Long	FC	I20	50+	Blk
at Temple	9	351	39.0	55	-	3	2	-
BUFFALO	3	115	38.3	55	-	-	1	-
RUTGERS	5	205	41.0	52	3	5	1	-
SAN DIEGO ST.	7	294	42.0	51	1	1	2	-
ARMY	6	195	32.5	46	1	1	-	-
INDIANA	7	310	44.3	54	1	1	3	-
at Ohio State	7	251	35.9	47	-	1	-	-
vs. Maryland								
ILLINOIS								
at Northwestern								
MICHIGAN								
at Michigan State								



INDIVIDUAL GAME-BY-GAME

TACKLES

(TTL-UA-A)	at TEM	BUF	RUT	SDSU	ARMY	IND	at OSU	at UMD	ILL	at NW	MICH	at MSU
Allen, Marcus	3-2-1	6-3-3	11-7-4	1-0-1	DNP	9-4-5	8-4-4					
Apke, Troy	1-0-1	3-2-1	1-1-0	3-3-0	5-1-4	3-2-1	1-0-1					
Barney, Tarow	1-0-1	1-0-1	-	2-0-2	-	-	1-0-1					
Bell, Brandon	7-4-3	DNP	9-4-5	4-3-1	DNP	3-1-2	6-2-4					
Bowen, Manny	-	-	2-1-1	-	6-5-1	1-0-1	1-1-0					
Brown, Torrence	-	-	2-0-2	-	4-1-3	-	DNP					
Cabinda, Jason	7-3-4	6-2-4	6-3-3	4-0-4	14-6-8	9-4-5	5-2-3					
Campbell, Christian	3-2-1	3-1-2	-	2-0-2	-	5-1-4	2-2-0					
Cooper, Jake	-	3-3-0	-	-	2-1-1	1-0-1	-					
Cothran, Curtis	1-0-1	1-0-1	2-2-0	2-1-1	4-0-4	1-0-1	1-1-0					
Cothren, Parker	-	2-0-2	1-1-0	2-0-2	1-1-0	1-0-1	1-0-1					
Dudas, Jordan	-	-	-	-	1-1-0	2-0-2	-					
Godwin, Chris	1-1-0	-	-	2-1-1	-	-	-					
Golden, Malik	-	2-0-2	2-1-1	3-1-2	2-1-1	-	1-0-1					
Gulla, Chris	DNP	DNP	-	-	1-1-0	DNP	1-0-1					
Haley, Grant	DNP	DNP	2-1-1	3-3-0	4-3-1	3-0-3	4-1-3					
Johnson, Austin	6-1-5	9-4-5	6-1-5	2-0-2	4-1-3	9-4-5	4-0-4					
Julius, Joey	-	-	-	-	-	-	1-1-0					
Lucas, Jordan	4-2-2	5-3-2	9-5-4	DNP	8-5-3	7-5-2	9-4-5					
Nassib, Carl	10-4-6	5-4-1	4-1-3	2-2-0	2-2-0	4-4-0	8-4-4					
Oruwariye, Amani	-	-	1-1-0	-	2-0-2	-	-					
Pasquariello, Daniel	1-1-0	-	DNP	DNP	-	-	-					
Reeder, Troy	2-1-1	7-5-2	8-4-4	6-2-4	4-2-2	3-1-2	5-4-1					
Reid, John	5-2-3	1-1-0	2-1-1	2-2-0	-	1-0-1	4-2-2					
Schwan, Evan	2-1-1	4-0-4	2-0-2	-	DNP	1-0-1	-					
Scott, Nick	2-1-1	1-1-0	-	-	1-0-1	-	-					
Sickels, Garrett	4-2-2	1-0-1	1-0-1	3-1-2	1-0-1	5-1-4	8-3-5					
Smith, Jordan	2-0-2	-	-	1-1-0	-	-	DNP					
Walker, Von	1-0-1	1-1-0	1-0-1	-	3-2-1	1-1-0	-					
Wartman-White, Nyeem	2-2-0	INJ	INJ	INJ	INJ	INJ	INJ					
White, Antoine	-	-	3-1-2	3-1-2	1-1-0	1-0-1	-					
Williams, Trevor	6-4-2	5-5-0	2-1-1	1-0-1	-	3-1-2	3-1-2					
Wooten Jr., Gary	3-2-1	DNP	-	1-0-1	-	1-0-1	-					
Yazujian, Tyler	-	-	-	-	-	1-0-1	-					
Zanellato, Matt	1-0-1	-	-	-	DNP	-	DNP					
Zettel, Anthony	5-3-2	5-2-3	2-1-1	7-3-4	4-2-2	-	4-2-2					

TFL & SACKS

TFL (Sacks)	at TEM	BUF	RUT	SDSU	ARMY	IND	at OSU	at UMD	ILL	at NW	MICH	at MSU
Allen, Marcus	-	-	-	-	DNP	1.0 (-)	1.0 (-)					
Barney, Tarow	0.5 (-)	-	-	0.5 (0.5)	-	-	-					
Bell, Brandon	2.5 (1.0)	DNP	-	-	DNP	-	-					
Bowen, Manny	-	-	0.5 (-)	-	-	-	-					
Brown, Torrence	-	-	1.0 (0.5)	-	1.0 (-)	-	DNP					
Cabinda, Jason	-	-	0.5 (-)	-	2.0 (2.0)	-	-					
Campbell, Christian	-	-	-	-	-	-	1.0 (-)					
Cooper, Jake	-	1.0 (1.0)	-	-	-	-	-					
Cothran, Curtis	0.5 (-)	-	1.0 (1.0)	1.0 (1.0)	-	-	1.0 (-)					
Johnson, Austin	1.0 (-)	2.5 (1.5)	2.0 (1.0)	0.5 (-)	-	1.5 (1.0)	-					
Lucas, Jordan	0.5 (-)	-	1.0 (1.0)	DNP	-	-	-					
Nassib, Carl	2.5 (1.0)	3.0 (3.0)	1.5 (1.0)	2.0 (2.0)	1.0 (1.0)	2.0 (2.0)	3.5 (1.5)					
Reeder, Troy	1.0 (-)	-	1.0 (-)	0.5 (-)	1.0 (-)	10. (-)	1.0 (-)					
Sickels, Garrett	1.0 (-)	0.5 (0.5)	-	0.5 (0.5)	-	1.0 (1.0)	0.5 (-)					
White, Antoine	-	-	0.5 (0.5)	1.0 (0.5)	-	-	-					
Williams, Trevor	2.0 (-)	-	-	-	-	-	-					
Wooten Jr., Gary	1.0 (-)	-	-	-	-	-	-					
Zettel, Anthony	2.5 (-)	-	-	2.5 (0.5)	1.0 (-)	-	2.0 (0.5)					
TEAM TOTAL	15.0 (2.0)	7.0 (6.0)	9.0 (5.0)	9.0 (5.0)	6.0 (3.0)	7.0 (4.0)	10.0 (2.0)					



INDIVIDUAL GAME-BY-GAME

ALL-PURPOSE YARDS

	Total	at TEM	BUF	RUT	SDSU	ARMY	IND	at OSU	at UMD	ILL	at NW	MICH	at MSU
Barkley, Saquon	589	1	115	195	84	DNP	DNP	194					
Godwin, Chris	493	81	75	49	78	66	41	103					
Scott, Nick	396	-	58	62	81	76	78	41					
Lynch, Akeel	276	80	46	120	18	DNP	DNP	12					
Polk, Brandon	272	50	45	6	1	14	67	89					
Hamilton, DaeSean	220	5	15	86	40	12	49	13					
Thompkins, DeAndre	177	-	71	21	17	25	43	-					
Farmer, Koa	168	128	DNP	-	26	14	-	-					
Allen, Mark	152	40	2	-1	34	17	60	DNP					
Blacknall, Saeed	101	-	-	-	101	-	-	-					
Carter, Kyle	99	-	13	-	47	9	30	DNP					
Gesicki, Mike	85	-	14	6	11	33	21	-					
Lewis, Geno	65	15	11	-	-	-	39	-					
Reid, John	44	-	-	44	-	-	-	-					
Thomas, Johnathan	37	DNP	DNP	DNP	DNP	28	9	DNP					
Golden, Malik	18	-	18	-	-	-	-	-					
Wilkerson, Brent	14	-	-	-	-	14	-	-					
Nassib, Carl	10	-	10	-	-	-	-	-					
Johnson, Brandon	6	-	-	-	-	-	6	-					
McSorley, Trace	5	DNP	DNP	-	DNP	DNP	5	DNP					
Garity, Gregg	4	DNP	DNP	DNP	DNP	DNP	4	-					
TEAM	-40	-	-12	1	-17	-8	-	-4					
Hackenberg, Christian	-50	-59	4	3	-6	3	21	-16					

RED ZONE RECAP

PENN STATE

Opponent	Series	Result	Pct.
at Temple	1/1	FG	100%
BUFFALO	4/5	2 TD, 2 FG, 1 End of Half	80%
RUTGERS	3/4	3 TD, 1 INT	75%
SAN DIEGO ST.	6/6	3 TD, 3 FG	100%
ARMY	3/3	1 TD, 2 FG	100%
INDIANA	3/3	2 TD, 1 FG	100%
at Ohio State	2/3	1 TD, 1 FG, 1 Downs	67%
vs. Maryland			
ILLINOIS			
at Northwestern			
MICHIGAN			
at Michigan State			
TOTAL	22/25	12 TD, 10 FG	88%
		1 Downs, 1 End of Half, 1 INT	

OPPONENT

Opponent	Series	Result	Pct.
at Temple	3/4	2 TD, 1 FG, 1 Downs	75%
BUFFALO	2/2	2 TD	100%
RUTGERS	1/1	FG	100%
SAN DIEGO ST.	2/2	2 TD	100%
ARMY	1/1	1 TD	100%
INDIANA	1/1	1 TD	100%
at Ohio State	6/6	5 TD, 1 FG	100%
vs. Maryland			
ILLINOIS			
at Northwestern			
MICHIGAN			
at Michigan State			
TOTAL	16/17	13 TD, 3 FG	94%
		1 Downs	

GAME LEADERS

Opponent	Rushing Attempts	Rushing Yards	Receptions	Receiving Yards	All Purpose Yards	Tackles
at Temple	Hackenberg - 11	Lynch - 78	Godwin - 5	Godwin - 81	Farmer - 128	Nassib - 10
BUFFALO	Lynch - 19	Barkley - 115	Godwin - 5	Godwin - 75	Barkley - 115	Johnson - 9
RUTGERS	Barkley - 21	Barkley - 195	Hamilton - 5	Hamilton - 86	Barkley - 195	Allen - 11
SAN DIEGO ST.	Lynch - 10	Barkley - 62	Hamilton/Godwin - 5	Blacknall - 101	Blacknall - 101	Zettel - 7
ARMY	Scott - 12	Scott - 54	Godwin - 4	Godwin - 66	Scott - 76	Cabinda - 14
INDIANA	Hackenberg - 9	Scott - 57	Godwin - 4	Godwin - 41	Scott - 78	Three Tied - 9
at Ohio State	Barkley - 26	Barkley - 194	Godwin - 3	Godwin - 103	Barkley - 194	Lucas - 9
at Maryland						
ILLINOIS						
at Northwestern						
MICHIGAN						
Michigan State						

TURNOVER BY GAME

PENN STATE: 12 GAINED

TYPE	QTR	PLAYER	PLAYS/ YDS	1st DWNS	RESULT
at Temple (1)					
Fumble	2	Brown by Walker	3/0	-	Punt
BUFFALO (1)					
Interception	2	Nassib of Licata	4-7	-	FG
RUTGERS (3)					
Interception	2	Haley of Laviano	2/12	1	End of Half
Interception	3	Reid of Laviano	4/9	-	Downs
Fumble	4	Reid by Agudosi	4/8	-	Downs
SAN DIEGO STATE (3)					
Fumble	2	Godwin by Mills	4/27	1	TD
Fumble	2	Zettel by Pumphrey	6/23	1	TD
Fumble	4	Johnson by Smith	-	-	TD
ARMY (3)					
Fumble	1	Sickels by Schurr	8/42	2	TD
Fumble	2	Walker by Asberry	4/18	1	Punt
Fumble	2	Bowen by Schurr	7/21	1	FG
INDIANA (1)					
Interception	3	Reid of Cameron	7/52	2	TD
at Ohio State (1)					
Fumble	4	Hubbard of Hackenberg	3/22	1	TD

OPPONENT: 4 GAINED

TYPE	QTR	PLAYER	PLAYS/ YDS	1st DWNS	RESULT
at Temple (1)					
Interception	3	Finch of Hackenberg	1/2	-	TD
BUFFALO (-)					
None					
RUTGERS (1)					
Interception	4	Cioffi of Hackenberg	6/20	2	Punt
SAN DIEGO STATE (1)					
Fumble	3	Bussey by Thompkins	6/21	1	TD
ARMY (-)					
None					
INDIANA (1)					
Fumble	2	Dutra by Allen, Mark	5/12	1	Punt
at Ohio State (-)					
None					



TURNOVERS BY PLAYER

FUMBLES

(# - Lost)	at TEM	BUF	RUT	SDSU	ARMY	IND	at OSU	at UMD	ILL	at NW	MICH	at MSU
Allen, Mark	-	-	-	-	-	1-1	DNP					
Hackenberg, Christian	1-0	-	-	-	-	-	1-1					
TEAM	-	-	-	1-0	-	-	1-0					
Thompkins, DeAndre	-	-	-	1-1	-	-	-					

FORCED FUMBLES

	at TEM	BUF	RUT	SDSU	ARMY	IND	at OSU	at UMD	ILL	at NW	MICH	at MSU
Apke, Troy	-	-	1	-	-	-	-					
Bell, Brandon	1	DNP	-	-	DNP	-	-					
Cabinda, Jason	-	-	-	-	1	-	-					
Lucas, Jordan	-	-	1	DNP	-	-	-					
Nassib, Carl	-	2	-	1	-	2	-					
Sickels, Garrett	-	-	-	1	-	-	-					
Zettel, Anthony	-	-	-	-	1	-	-					

FUMBLES RECOVERED

	at TEM	BUF	RUT	SDSU	ARMY	IND	at OSU	at UMD	ILL	at NW	MICH	at MSU
Bowen, Manny	-	-	-	-	1	-	-					
Brown, Torrence	1	-	-	-	-	-	DNP					
Godwin, Chris	-	-	-	1	-	-	-					
Johnson, Austin	-	-	-	1	-	-	-					
Reid, John	-	-	1	-	-	-	-					
Sickels, Garrett	-	-	-	-	1	-	-					
Walker, Von	-	-	-	-	1	-	-					
Zettel, Anthony	-	-	-	1	-	-	-					

INTERCEPTIONS

	at TEM	BUF	RUT	SDSU	ARMY	IND	at OSU	at UMD	ILL	at NW	MICH	at MSU
Haley, Grant	DNP	DNP	1	-	-	-	-					
Nassib, Carl	-	1	-	-	-	-	-					
Reid, John	-	-	1	-	-	1	-					



SCORING SUMMARY

Game	Plays	Yards	Time	Result	Qtr.
Scoring Play					
at Temple (2)	8	53	1:53	FG	1
Julius field goal (34 yards)					
	6	75	2:41	TD	1
Lynch 42 yard run (Julius kick)					
BUFFALO (5)	2	24	0:37	TD	2
Polk 22 yard run (Julius kick)					
	4	7	1:54	FG	2
Julius field goal (22 yards)					
	12	51	5:07	FG	3
Julius field goal (21 yards)					
	4	62	1:25	TD	4
Hamilton 5 yard pass from Hackenberg (Julius kick)					
	6	74	1:54	TD	4
Barkley 9 yard run (Julius kick)					
RUTGERS (4)	12	80	6:02	TD	2
Thompkins 2 yard run (Julius kick)					
	8	90	3:27	TD	2
Barkley 15 yard run (Julius kick)					
	1	75	0:10	TD	2
Lynch 75 yard run (Julius kick)					
	2	70	0:45	TD	4
Barkley 16 yard run (Julius kick)					
SAN DIEGO STATE (7)	7	66	3:42	TD	1
Barkley 22 yard pass from Hackenberg (Julius kick)					
	7	53	3:18	FG	1
Julius field goal (40 yards)					
	7	72	2:49	FG	2
Julius field goal (24 yards)					
	4	27	1:30	TD	2
Allen, Mark 13 yard pass from Hackenberg (Julius kick)					
	6	23	0:38	TD	2
Godwin 11 yard pass from Hackenberg (Julius kick)					
	--	--	--	TD	4
Johnson, A. 71 yard fumble return (Julius kick)					
	8	52	2:51	FG	4
Julius field goal (26 yards)					
ARMY (4)	8	42	3:29	TD	1
Scott 11 yard run (Julius kick)					
	7	21	3:17	FG	2
Julius field goal (37 yards)					
	5	19	2:40	FG	3
Julius field goal (27 yards)					
	3	91	1:13	TD	3
Gesicki 33 yard pass from Hackenberg (Julius kick)					
INDIANA (5)	4	64	1:06	TD	1
Polk 39 yard pass from Hackenberg (Julius kick)					
	4	80	2:02	TD	2
Hamilton 39 yard pass from Hackenberg (kick failed)					
	7	62	3:08	TD	2
Hackenberg 1 yard run (kick failed)					
	7	52	3:51	TD	4
Hackenberg 5 yard run (Davis kick)					
	7	15	3:33	FG	4
Davis field goal (30 yards)					
at Ohio State (2)	6	61	2:26	FG	1
Julius field goal (33 yards)					
	3	78	1:01	TD	3
Hamilton eight yard pass from Hackenberg (Julius kick)					

SCORING BREAKDOWN

PENN STATE DRIVES

Totals: 28 scoring drives (18 TD, 10 FG)
Special Teams/Defensive Touchdown: 1
 Johnson, A. - 71 yd. Fumble Return, SDSU

LONGEST DRIVES BY:

Plays: 12 RUTGERS (9/19)
 12 BUFFALO (9/12)

Yards: 91 ARMY (10/3)
 90 RUTGERS (9/19)

Time: 6:02 RUTGERS (9/19)
 5:07 BUFFALO (9/12)

OPPONENT DRIVES

Totals: 19 scoring drives (15 TD, 4 FG)
Special Teams/Defensive Touchdown: 1
 Penny - 100 yd Kickoff Return, SDSU

LONGEST DRIVES BY:

Plays: 16 Rutgers (9/19)
 13 Buffalo (9/12)

Yards: 93 Temple (9/5)
 85 at Ohio State (10/17)

Time: 7:13 Rutgers (9/19)
 6:40 Temple (9/5)



@PennStateFBall



PSUFBall

2015

PSUnrivaled.com

GoPSUsports.com

LONG PLAY BREAKDOWN

BY YARDAGE

Yards	Type	Player(s)	Opponent
75*	Rush	Lynch, Akeel	Rutgers
71*	FR	Johnson, Austin	San Diego State
58	PR	Thompkins, DeAndre	Buffalo
58	KR	Scott, Nick	Buffalo
56	Rush	Barkley, Saquon	Ohio State
56	Pass	Godwin, Chris from Hackenberg, Christian	Ohio State
54	Rush	Barkley, Saquon	Rutgers
49	Pass	Godwin, Chris from Hackenberg, Christian	Army
48	Pass	Hamilton, DaeSean from Hackenberg, Christian	Rutgers
46	Pass	Blacknall, Saeed from Hackenberg, Christian	San Diego State
45	Pass	Godwin, Chris from Hackenberg, Christian	Ohio State
45	Pass	Blacknall, Saeed from Hackenberg, Christian	San Diego State
44	INT	Reid, John	Rutgers
42*	Rush	Lynch, Akeel	at Temple
40	Rush	Barkley, Saquon	Rutgers
39*	Pass	Hamilton, DaeSean from Hackenberg, Christian	Indiana
39*	Pass	Polk, Brandon from Hackenberg, Christian	Indiana
38	Pass	Godwin, Chris from Hackenberg, Christian	Buffalo
35	Rush	Scott, Nick	Indiana
35	Pass	Carter, Kyle from Hackenberg, Christian	San Diego State
34	Rush	Barkley, Saquon	San Diego State
34	KR	Scott, Nick	Rutgers
35	KR	Farmer, Koa	at Temple
33*	Pass	Gesicki, Mike from Hackenberg, Christian	Army
33	Rush	Barkley, Saquon	Buffalo
33	Rush	Polk, Brandon	at Temple
32	Pass	Godwin, Chris from Scott, Nick	San Diego State
30	KR	Polk, Brandon	Ohio State
30	Pass	Godwin, Chris from Hackenberg, Christian	Rutgers
30	Pass	Godwin, Chris from Hackenberg, Christian	at Temple
30	KR	Farmer, Koa	at Temple
28	Rush	Allen, Mark	Indiana
28	KR	Scott, Nick	San Diego State
26	KR	Farmer, Koa	San Diego State
25	PR	Thompkins, DeAndre	Army
25	KR	Farmer, Koa	at Temple
24	KR	Scott, Nick	San Diego State
24	Rush	Barkley, Saquon	Buffalo
23	Rush	Barkley, Saquon	Ohio State
23	KR	Scott, Nick	Rutgers
22	Rush	Hackenberg, Christian	Indiana
22	Pass	Scott, Nick from Hackenberg, Christian	Army
22*	Pass	Barkley, Saquon from Hackenberg, Christian	San Diego State
22*	Rush	Polk, Brandon	Buffalo
21	Pass	Lewis, Geno from Hackenberg, Christian	Indiana
21	Pass	Carter, Kyle from Hackenberg, Christian	Indiana
21	KR	Polk, Brandon	Indiana
21	Rush	Barkley, Saquon	San Diego State
20	KR	Polk, Brandon	Ohio State
20	KR	Scott, Nick	San Diego State
20	KR	Farmer, Koa	at Temple
20	Rush	Polk, Brandon	Buffalo

PENN STATE [52 PLAYS]

Play	#	Long	Play	Opponent
Passing:	18	56	Godwin, Chris from Hackenberg, C.	at Ohio State
Rushing:	16	75*	Lynch, Akeel	Rutgers
KR:	14	58	Scott, Nick	Buffalo
PR:	2	58	Thompkins, DeAndre	Buffalo
FR:	1	71*	Johnson, Austin	San Diego State
INT:	1	44	Reid, John	Rutgers

Opp.	#	Long	Play	Type
at Temple	7	42*	Lynch, Akeel	Rush
BUFFALO	7	58	Thompkins, DeAndre/Scott, Nick	PR/KR
RUTGERS	8	75*	Lynch, Akeel	Rush
SAN DIEGO ST.	12	71*	Johnson, Austin	FR
ARMY	4	49	Godwin, Chris from Hackenberg, C.	Pass
INDIANA	8	39*	Twice (Hamilton & Polk from Hackenberg)	Pass
at Ohio State	6	56	Twice (Barkley & Godwin)	Rush & Pass
vs. Maryland				
ILLINOIS				
at Northwestern				
MICHIGAN				
at Michigan State				

OPPONENTS [30 PLAYS]

Play	#	Long	Play	Opponent
Passing:	12	32	Poe, Edgar from Schurr, A.J.	Army
Rushing:	10	56	Schurr, A.J.	Army
KR:	7	100*	Penny, Rashaad	San Diego State
INT:	1	26	Finch, Sharif	Temple

Opp.	#	Long	Play	Type
at Temple	8	31	Thomas, Jahad	Rush
BUFFALO	2	29	Taylor, Anthone	Rush
RUTGERS	2	30	Patton, Andre from Laviano, Chris	Pass
SAN DIEGO ST.	5	100*	Penny, Rashaad	KR
ARMY	6	56*	Schurr, A.J.	Rush
INDIANA	2	20	Fuchs, Jordan from Cameron, Danny	Pass
at Ohio State	5	27	Twice (Samuel & Barrett)	KR & Rush
vs. Maryland				
ILLINOIS				
at Northwestern				
MICHIGAN				
at Michigan State				

* - touchdown scored on play



LONG PLAY BREAKDOWN

Mark Alled

2015: 1 (1 Rushing)
Career: 1 (1 Rushing)

2015 Long:
 Rushing: 28 yds vs Indiana

Career Long:
 Rushing: 28 yds vs Indiana (2015)

Saquon Barkley

2015: 9 (8 Rushing, 1 Receiving, 1 TD)
Career: 9 (8 Rushing, 1 Receiving, 1 TD)

2015 Long:
 Rushing: 56 yds at Ohio State
 Reception: 22 yds from Hackenberg, vs San Diego State, TD

Career Long:
 Rushing: 56 yds at Ohio State (2015)
 Reception: 22 yds from Hackenberg, vs San Diego State, TD (2015)

Saeed Blacknall

2015: 2 (2 Receiving)
Career: 3 (3 Receiving, 1 TD)

2015 Long:
 Reception: 46 yds from Hackenberg, San Deigo State

Career Long:
 Reception: 46 yds from Hackenberg, San Deigo State (2015)

Adam Breneman

2015: None
Career: 3 (3 Receiving, 1 TD)

2015 Long:
 None

Career Long:
 Reception: 68 yds at Wisconsin (2013)

Kyle Carter

2015: 2 (2 Receiving)
Career: 6 (6 Receiving)

2015 Long:
 Reception: 35 yds from Hackenberg vs. San Diego State

Career Long:
 Reception: 35 yds from Hackenberg vs. San Diego State (2015)

Koa Farmer

2015: 5 (5 KR)
Career: 5 (5 KR)

2015 Long:
 KR: 35 yds at Temple

Career Long:
 KR: 35 yds at Temple (2015)

Mike Gesicki

2015: 1 (1 Receiving, 1 TD)
Career: 3 (3 Receiving, 1 TD)

2015 Long:
 Reception: 33 yds from Hackenberg vs. Army, TD

Career Long:
 Reception: 33 yds from Hackenberg vs. Army, TD (2015)

Chris Godwin

2015: 7 (7 Receiving)
Career: 10 (10 Receiving, 1 TD)

2015 Long:
 Reception: 56 yds from Hackenberg at Ohio State

Career Long:
 Reception: 72 yds from Hackenberg vs Boston College, TD (2014)

Christian Hackenberg

2015: 18 (17 Passing 1 Rushing, 3 TD)
Career: 85 (84 Passing, 1 Rushing, 19 TD)

2015 Long:
 Pass: 56 yd pass to Godwin at Ohio State
 Rushing: 22 yds vs. Indiana

Career Long:
 Pass: 79 yd pass to Lewis vs UCF, TD (2014)
 Rushing: 22 yds vs. Indiana (2015)

Grant Haley

2015: None
Career: 20 (1 INT, 19 KR, 1 TD)

2015 Long:
 None

Career Long:
 INT: 30 yds vs Temple, TD (2014)
 KR: 44 yds vs UCF (2014)

DaeSean Hamilton

2015: 2 (2 Receiving, 1 TD)
Career: 11 (11 Receiving, 1 TD)

2015 Long:
 Reception: 48 yds vs Rutgers

Career Long:
 Reception: 51 yds vs Northwestern (2014)

Austin Johnson

2015: 1 (1 FR, 1 TD)
Career: 1 (1 FR, 1 TD)

2015 Long:
 FR: 71 yds vs San Diego State, TD

Career Long:
 FR: 71 yds vs San Diego State, TD (2015)

Geno Lewis

2015: 1 (Receiving)
Career: 29 (15 Receiving, 14 KR, 3 TD)

2015 Long:
 Reception: 21 yd pass from Hackenberg, Indiana

Career Long:
 Reception: 79 yd pass from Hackenberg vs UCF, TD (2014)
 KR: 44 yds vs UCF (2013)

Jordan Lucas

2015: None
Career: 1 (1 INT)

2015 Long:
 None

Career Long:
 INT: 22 yds vs Purdue (2013)

Akeel Lynch

2015: 2 (2 Rushing, 2 TD)
Career: 12 (12 Rushing, 3 TD)

2015 Long:
 Rushing: 75 yds vs Rutgers, TD

Career Long:
 Rushing: 75 yds vs Rutgers, TD (2015)

Brandon Polk

2015: 7 (1 Receiving, 3 Rushing, 3 KR, 1 TD)
Career: 7 (1 Receiving, 3 Rushing, 3 KR, 1 TD)

2015 Long:
 Reception: 39 yd pass from Hackenberg, vs Indiana, TD

Rushing: 33 yds at Temple
 KR: 30 yds at Ohio State

Career Long:
 Rushing: 33 yds at Temple (2015)
 KR: 30 yds at Ohio State (2015)

John Reid

2015: 1 (1 INT)
Career: 1 (1 INT)

2015 Long:
 INT: 44 yds vs Rutgers

Career Long:
 INT: 44 yds vs Rutgers (2015)

Nick Scott

2015: 9 (1 Passing, 1 Receiving, 1 Rushing, 6 KR)
Career: 9 (1 Passing, 1 Receiving, 1 Rushing, 6 KR)

2015 Long:
 Pass: 32 yds to Godwin vs San Diego State
 Reception: 22 yds from Hackenberg vs Army
 Rushing: 35 yds vs Indiana
 KR: 58 yds vs Buffalo

Career Long:
 Passing: 32 yds to Godwin vs San Diego State (2015)
 Reception: 22 yds from Hackenberg vs Army (2015)
 Rushing: 35 yds vs Indiana (2015)
 KR: 58 yds vs Buffalo (2015)

DeAndre Thompkins

2015: 2 (2 PR)
Career: 2 (2 PR)

2015 Long:
 PR: 58 yds vs Buffalo

Career Long:
 PR: 58 yds vs Buffalo (2015)

Von Walker

2015: None
Career: 5 (4 KR, 1 PR)

2015 Long:
 None

Career Long:
 KR: 35 yds vs Akron (2014)
 PR: 22 yds vs Eastern Michigan (2013)

Trevor Williams

2015: None
Career: 4 (1 INT, 3 KR)

2015 Long:
 None

Career Long:
 INT: 33 yds at Wisconsin (2013)
 KR: 23 yds 2x vs Indiana (2012)

Anthony Zettel

2015: 1 (1 INT, 1 TD)
Career: 1 (1 INT, 1 TD)

2015 Long:
 None

Career Long:
 INT: 40 yds vs Ohio State, TD (2014)



SEASON SUPERLATIVES

PENN STATE INDIVIDUAL

Rushes	26, Barkley, Saquon; at Ohio State (10/17)
Yards Rushing	195, Barkley, Saquon; Rutgers (9/19)
TD Rushes	2, Hackenberg, Christian; Indiana (10/10) Barkley, Saquon; Rutgers (9/19)
Long Rush	75, Lynch, Akeel; Rutgers (9/19)
Pass Attempts	39, Hackenberg, Christian; Indiana (10/10)
Pass Completions	21, Hackenberg, Christian; Indiana (10/10) Hackenberg, Christian; San Diego State (9/26)
Yards Passing	296, Hackenberg, Christian; San Diego State (9/26)
TD Passes	3, Hackenberg, Christian; San Diego State (9/26)
Long Pass	56, Hackenberg, Christian to Godwin, Chris; at Ohio State (10/17)
Receptions	5, Five Times Last: Hamilton, DaeSean & Godwin, Chris; San Diego State (9/26)
Yards Receiving	103, Godwin, Chris; at Ohio State (10/17)
TD Receptions	1, Eight Times Last: Hamilton, DeaSean; at Ohio State (10/17)
Long Reception	56, Godwin, Chris ; at Ohio State (10/17)
Field Goals	3, Julius, Joey; San Diego State (9/26)
Long Field Goal	40, Julius, Joey; San Diego State (9/26)
Punts	9, Pasquariello, Daniel; at Temple (9/5)
Punting Avg	44.3, Pasquariello, Daniel; Indiana (10/10)
Long Punt	55, Pasquariello, Daniel; at Temple (9/5) Pasquariello, Daniel; Buffalo (9/12)
Punts Inside 20	5, Gulla, Chris; Rutgers (9/19)
Long Punt Return	58, Thompkins, DeAndre; Buffalo (9/12)
Long Kickoff Return	58, Scott, Nick; Buffalo (9/12)
Tackles	14, Cabinda, Jason; Army (10/3)
Sacks	3.0, Nassib, Carl; Buffalo (9/12)
Tackles For Loss	3.5, Nassib, Carl; at Ohio State (10/17)
Interceptions	1, Three Times Last: Reid, John; Indiana (10/10)

PENN STATE TEAM

PENN STATE TEAM

	Highs	Lows
Rushes	41, Rutgers; 9/19	27, Buffalo; 9/12
Yards Rushing	330, Rutgers; 9/19	72, San Diego State; 9/26
Yards Per Rush	8.0, Rutgers; 9/19	2.1, San Diego State; 9/26
TD Rushes	4, Rutgers; 9/19	0, Twice (at Ohio State; 10/17)
Pass attempts	40, Indiana; 10/10	13, at Ohio State; 10/17
Pass completions	22, Twice (Indiana; 10/10)	7, at Ohio State; 10/17
Yards Passing	296, San Diego State; 9/26	103, Buffalo; 9/12
Yards Per Pass	9.2, at Ohio State; 10/17	4.1, Buffalo; 9/12
TD Passes	3, San Diego State; 9/26	0, Rutgers; 9/19 0, Temple; 9/5
Total Plays	72, Indiana; 10/10	52, Buffalo; 9/12
Total Offense	471, Rutgers; 9/19	180, Buffalo; 9/12
Yards Per Play	7.8, Rutgers; 9/19	3.5, Buffalo; 9/12
Points	37, San Diego State; 9/26	10, Twice (at Ohio State; 10/17)
Sacks By	6, Buffalo; 9/12	2, Twice (at Ohio State; 10/17)
First Downs	22, Indiana; 10/10	9, Buffalo; 9/12
Penalties	8, Rutgers; 9/19	3, Three Times (at OSU, 10/17)
Penalty Yards	80, Rutgers; 9/19	20, Army; 10/3
Turnovers	1, Five Times (at OSU; 10/17)	0, Army; 10/3 0, Buffalo; 9/12
Interceptions By	2, Rutgers; 9/19	0, Four Times (at OSU, 10/17)
Punts	9, at Temple; 9/5	3, Buffalo; 9/12
Punting Avg	44.3, Indiana; 10/10	35.9, at Ohio State; 10/17
Long Punt	55, at Temple; 9/5 55, Buffalo; 9/12	--
Punts inside 20	5, Rutgers; 9/19	0, Buffalo; 9/12
Long Punt Return	58, Buffalo; 9/12	--

OPPONENT INDIVIDUAL

Rushes	29, Thomas, Jahad; Temple (9/5)
Yards Rushing	153, Elliott, Ezekiel; Ohio State (10/17)
TD Rushes	2, Three Times Last: Barrett, J.T.; Ohio State (10/17)
Long Rush	56, Schurr, A.J.; Army (10/3)
Pass Attempts	42, Laviano, Chris; Rutgers (9/19)
Pass Completions	27, Laviano, Chris; Rutgers (9/19)
Yards Passing	251, Laviano, Chris; Rutgers (9/19)
TD Passes	2, Barrett, J.T.; Ohio State (10/17) Licata, Joe; Buffalo (9/12)
Long Pass	32, Schurr, A.J. to Poe, Edgar; Army (10/3)
Receptions	8, Willoughby, Ron; Buffalo (9/12)
Yards Receiving	80, Agudosi, Carlton; Rutgers (9/19) Willoughby, Ron; Buffalo (9/12)
TD Receptions	1, Four Times Last: Miller, Braxton & Thomas, Michael; Ohio State (10/17)
Long Reception	32, Poe, Edgar; Army (10/3)
Field Goals	2, Jones, Austin; Temple (9/5)
Long Field Goal	40, Jones, Austin; Temple (9/5)
Punts	11, Toth, Erich; Indiana (10/10)
Punting Avg	46.9, Starzyk, Alex; Temple (9/5)
Long Punt	60, Starzyk, Alex; Temple (9/5)
Punts Inside 20	4, Johnson, Cameron; Ohio State (10/17) Toth, Erich; Indiana (10/10)
Long Punt Return	19, Anderson, Robby; Temple (9/5)
Long Kickoff Return	100, Penny, Rashaad; San Diego State (9/26)
Tackles	13, Oliver, Marcus; Indiana (10/10)
Sacks	3.0, Matakevich, Tyler; Temple (9/5)
Tackles For Loss	3.0, Bosa, Joey; Ohio State (10/17) Matakevich, Tyler; Temple (9/5)
Interceptions	1, Cioffi, Anthony; Rutgers (9/19) Finch, Sharif; Temple (9/5)

OPPONENT TEAM

OPPONENT TEAM

	Highs	Lows
Rushes	55, Army; 10/3	32, Rutgers; 9/19
Yards Rushing	315, Ohio State; 10/17	43, Rutgers; 9/19
Yards Per Rush	4.9, Ohio State; 10/17	1.3, Rutgers; 9/19
TD Rushes	3, Twice (Ohio State; 10/17)	0, Three Times (SDSU; 9/26)
Pass attempts	42, Rutgers; 9/19	1, Army; 10/3
Pass completions	27, Rutgers; 9/19	1, Army; 10/3
Yards Passing	251, Rutgers; 9/19	32, Army; 10/3
Yards Per Pass	32.0, Army, 10/3	4.9, San Diego State; 9/26
TD Passes	2, Twice (Ohio State; 10/17)	0, Four Times (Indiana; 10/10)
Total Plays	74, Rutgers; 9/19	56, Army; 10/3
Total Offense	429, Ohio State; 10/17	234, Indiana; 10/10
Yards Per Play	6.2, Ohio State; 10/17	3.5, Indiana; 10/10
Points	38, Ohio State; 10/17	3, Rutgers; 9/19
Sacks By	10, Temple; 9/5	0, Twice (Rutgers; 9/19)
First Downs	25, Ohio State; 10/17	13, San Diego State; 9/26
Penalties	14, Buffalo; 9/12	4, Twice (Army; 10/3)
Penalty Yards	107, Buffalo; 9/12	29, Rutgers; 9/19
Turnovers	3, Three Times (Army; 10/3)	0, Ohio State; 10/17
Interceptions By	2, Rutgers; 9/19	0, Five Times (OSU; 10/17)
Punts	11, Indiana; 10/10	4, Army; 10/3
Punting Avg	46.9, at Temple; 9/5	39.0, Army; 10/3
Long Punt	60, at Temple; 9/5	--
Punts inside 20	4, Twice (Ohio State; 10/17)	1, Three Times (SDSU; 9/26)
Long Punt Return	19, at Temple; 9/5	--



PARTICIPATION CHART

	at TEM	BUF	RUT	SDSU	ARMY	IND	at OSU	at UMD	ILL	at NW	MICH	at MSU
Allen, Marcus (6/6)	ST	ST	ST	ST	--	ST	ST					
Allen, Mark (6/1)	P	P	P	P	ST	P	--					
Apke, Troy (7/1)	P	P	P	P	ST	P	P					
Baney, Matthew (5/-)	P	P	P	P	--	P	--					
Barkley, Saquon (5/-)	P	P	P	P	--	--	P					
Barney, Tarow (7/-)	P	P	P	P	P	P	P					
Beh, Noah (6/-)	P	P	P	P	P	P	--					
Bell, Brandon (5/5)	ST	--	ST	ST	--	ST	ST					
Blacknall, Saeed (7/2)	P	P	P	P	ST	ST	P					
Bowen, Manny (7/-)	P	P	P	P	P	P	P					
Breneman, Adam (1/-)	--	--	--	--	--	--	--	P				
Brosnan, Brendan (4/-)	--	--	P	--	P	P	P					
Brown, Torrence (6/-)	P	P	P	P	P	P	--					
Cabinda, Jason (7/7)	ST	ST	ST	ST	ST	ST	ST					
Campbell, Christian (7/-)	P	P	P	P	P	P	P					
Carter, Kyle (6/1)	P	P	ST	P	P	P	--					
Cooper, Jake (6/-)	P	P	P	P	P	P	--					
Cothran, Curtis (7/-)	P	P	P	P	P	P	P					
Cothren, Parker (7/-)	P	P	P	P	P	P	P					
Davis, Tyler (2/-)	--	--	--	--	P	P	--					
Dowrey, Derek (7/4)	P	ST	ST	ST	ST	ST	P	P				
Dudas, Jordan (7/-)	P	P	P	P	P	P	P	P				
Farmer, Koa (6/-)	P	--	P	P	P	P	P	P				
Gaia, Brian (7/7)	ST	ST	ST	ST	ST	ST	ST					
Garrity, Gregg (1/-)	--	--	--	--	--	--	P	--				
Gesicki, Mike (7/6)	ST	ST	P	ST	ST	ST	ST					
Godwin, Chris (7/5)	P	ST	ST	P	ST	ST	ST					
Golden, Malik (7/1)	P	P	P	ST	P	P	P					
Gulla, Chris (6/-)	P	P	P	P	P	P	--	P				
Hackenber, Christian (7/7)	ST	ST	ST	ST	ST	ST	ST					
Haley, Grant (5/5)	--	--	ST	ST	ST	ST	ST					
Hall, Albert (7/-)	P	P	P	P	P	P	P					
Hamilton, DaeSean (7/6)	ST	ST	ST	ST	P	ST	ST					
Johnson, Austin (7/7)	ST	ST	ST	ST	ST	ST	ST					
Johnson, Brandon (7/-)	P	P	P	P	P	P	P					
Julius, Joey (7/-)	P	P	P	P	P	P	P					
Kline, Ben (1/-)	--	--	--	--	P	--	--					
Laurent, Wendy (5/1)	--	--	P	P	P	ST	P					
Lewis, Geno (7/-)	P	P	P	P	P	P	P					
Liebel, Robby (2/-)	--	--	--	--	P	P	--					
Lucas, Jordan (6/6)	ST	ST	ST	--	ST	ST	ST					
Lynch, Akeel (5/5)	ST	ST	ST	ST	--	--	ST					
Mahon, Brendan (7/7)	ST	ST	ST	ST	ST	ST	ST					
Mangiro, Angelo (6/6)	ST	ST	ST	ST	ST	--	ST					
McSorley, Trace (2/-)	--	--	P	--	--	P	--					
Nassib, Carl (7/7)	ST	ST	ST	ST	ST	ST	ST					
Nelson, Andrew (4/4)	ST	ST	--	--	--	ST	ST					
Oruwariye, Amani (7/-)	P	P	P	P	P	P	P					
Palmer, Paris (7/6)	ST	P	ST	ST	ST	ST	ST					
Pasquariello, Daniel (5/-)	P	P	--	--	P	P	P					
Polk, Brandon (7/2)	ST	P	P	ST	P	P	P					
Reeder, Troy (7/6)	P	ST	ST	ST	ST	ST	ST					
Reid, John (7/2)	ST	ST	P	P	P	P	P					
Reihner, Kevin (7/-)	P	P	P	P	P	P	P					
Salomone, Dom (1/-)	--	--	--	--	--	P	--					
Schwan, Evan (6/-)	P	P	P	P	--	P	P					
Scott, Nick (7/1)	P	P	P	P	P	ST	P					
Sickels, Garrett (7/7)	ST	ST	ST	ST	ST	ST	ST					
Smith, Jordan (5/-)	P	P	P	P	--	P	--					
Sorrell, Chance (1/-)	--	--	--	--	--	P	--					
Thomas, Johnathan (2/-)	--	--	--	--	--	P	--					
Thompkins, DeAndre (7/-)	P	P	P	P	P	P	P					
Walker, Von (7/2)	P	ST	P	P	ST	P	P					
Wartman-White, Nyeem (1/1)	ST	--	--	--	--	--	--					
White, Antoine (6/-)	P	P	P	P	P	P	--					
Wilkerson, Brent (7/6)	ST	ST	ST	ST	ST	P	ST					
Williams, Trevor (7/7)	ST	ST	ST	ST	ST	ST	ST					
Wooten Jr., Gary (4/-)	P	--	P	P	--	P	--					
Worley, Daquan (1/-)	--	--	--	--	P	--	--					
Wright, Chasz (6/-)	P	P	P	--	P	P	P					
Yazujian, Tyler (7/-)	P	P	P	P	P	P	P					
Zanellato, Matt (5/-)	P	P	P	P	--	P	--					
Zettel, Anthony (7/7)	ST	ST	ST	ST	ST	ST	ST					

KEY: ST - Start | P - Participated | (-) - Non-Participant | INJ - Injured



@PennStateFBall



PSUFBall

2015

PSUnrivaled.com

GoPSUsports.com

2015 Penn State Football
Penn State Overall Team Statistics (as of Oct 18, 2015)
All games

Team Statistics	PSU	OPP
SCORING	161	124
Points Per Game	23.0	17.7
Points Off Turnovers	41	21
FIRST DOWNS	108	119
Rushing	48	61
Passing	48	53
Penalty	12	5
RUSHING YARDAGE	1136	1017
Yards gained rushing	1362	1327
Yards lost rushing	226	310
Rushing Attempts	247	279
Average Per Rush	4.6	3.6
Average Per Game	162.3	145.3
TDs Rushing	10	10
PASSING YARDAGE	1242	1066
Comp-Att-Int	96-179-2	106-181-4
Average Per Pass	6.9	5.9
Average Per Catch	12.9	10.1
Average Per Game	177.4	152.3
TDs Passing	8	5
TOTAL OFFENSE	2378	2083
Total Plays	426	460
Average Per Play	5.6	4.5
Average Per Game	339.7	297.6
KICK RETURNS: #-Yards	22-511	15-386
PUNT RETURNS: #-Yards	22-198	19-101
INT RETURNS: #-Yards	4-54	2-26
KICK RETURN AVERAGE	23.2	25.7
PUNT RETURN AVERAGE	9.0	5.3
INT RETURN AVERAGE	13.5	13.0
FUMBLES-LOST	6-3	20-8
PENALTIES-Yards	35-293	48-383
Average Per Game	41.9	54.7
PUNTS-Yards	44-1721	50-2086
Average Per Punt	39.1	41.7
Net punt average	35.9	37.0
KICKOFFS-Yards	36-2304	26-1529
Average Per Kick	64.0	58.8
Net kick average	40.1	37.2
TIME OF POSSESSION/Game	29:36	30:24
3RD-DOWN Conversions	27/95	35/102
3rd-Down Pct	28%	34%
4TH-DOWN Conversions	2/9	2/8
4th-Down Pct	22%	25%
SACKS BY-Yards	27-223	24-129
MISC YARDS	0	0
TOUCHDOWNS SCORED	19	16
FIELD GOALS-ATTEMPTS	10-12	4-5
ON-SIDE KICKS	0-0	1-1
RED-ZONE SCORES	(22-25) 88%	(16-17) 94%
RED-ZONE TOUCHDOWNS	(12-25) 48%	(13-17) 76%
PAT-ATTEMPTS	(17-19) 89%	(16-16) 100%
ATTENDANCE	496755	177599
Games/Avg Per Game	5/99351	2/88800
Neutral Site Games		0/0

Score by Quarters	1st	2nd	3rd	4th	OT	Total
Penn State	37	63	20	41	0	161
Opponents	14	35	31	44	0	124



2015 Penn State Football
Penn State Overall Individual Statistics (as of Oct 18, 2015)
All games

Rushing	gp-gs	att	gain	loss	net	avg	td	lg	avg/g
Barkley, Saquon	5-0	68	585	18	567	8.3	3	56	113.4
Lynch, Akeel	5-5	53	290	16	274	5.2	2	75	54.8
Scott, Nick	7-1	28	130	2	128	4.6	1	35	18.3
Polk, Brandon	7-2	9	122	0	122	13.6	1	33	17.4
Allen, Mark	6-1	25	87	12	75	3.0	0	28	12.5
Thomas, Johnathan	2-0	9	41	4	37	4.1	0	11	18.5
Thompkins, DeAndre	7-0	5	13	1	12	2.4	1	6	1.7
Johnson, Brandon	7-0	2	6	0	6	3.0	0	3	0.9
McSorley, Trace	2-0	1	5	0	5	5.0	0	5	2.5
TEAM	5-0	8	1	41	-40	-5.0	0	1	-8.0
Hackenberg, Christian	7-7	39	82	132	-50	-1.3	2	22	-7.1
Total	7	247	1362	226	1136	4.6	10	75	162.3
Opponents	7	279	1327	310	1017	3.6	10	56	145.3

Passing	gp-gs	effic	comp-att-int	pct	yds	td	lg	avg/g
Hackenberg, Christian	7-7	123.00	94-177-2	53.1	1206	8	56	172.3
Scott, Nick	7-1	368.80	1-1-0	100.0	32	0	32	4.6
McSorley, Trace	2-0	133.60	1-1-0	100.0	4	0	4	2.0
Total	7	124.43	96-179-2	53.6	1242	8	56	177.4
Opponents	7	112.73	106-181-4	58.6	1066	5	32	152.3

Receiving	gp-gs	no.	yds	avg	td	lg	avg/g
Godwin, Chris	7-5	30	493	16.4	1	56	70.4
Hamilton, DaeSean	7-6	19	220	11.6	3	48	31.4
Carter, Kyle	6-1	9	99	11.0	0	35	16.5
Gesicki, Mike	7-6	9	85	9.4	1	33	12.1
Lewis, Geno	7-0	6	65	10.8	0	21	9.3
Blacknall, Saeed	7-2	4	101	25.2	0	46	14.4
Polk, Brandon	7-2	4	50	12.5	1	39	7.1
Allen, Mark	6-1	4	44	11.0	1	16	7.3
Scott, Nick	7-1	4	43	10.8	0	22	6.1
Lynch, Akeel	5-5	3	2	0.7	0	5	0.4
Wilkerson, Brent	7-6	2	14	7.0	0	7	2.0
Barkley, Saquon	5-0	1	22	22.0	1	22	4.4
Garrity, Gregg	2-0	1	4	4.0	0	4	2.0
Total	7	96	1242	12.9	8	56	177.4
Opponents	7	106	1066	10.1	5	32	152.3

Punt Returns	no.	yds	avg	td	lg
Thompkins, DeAndre	17	165	9.7	0	58
Allen, Mark	5	33	6.6	0	14
Total	22	198	9.0	0	58
Opponents	19	101	5.3	0	19

Interceptions	no.	yds	avg	td	lg
Reid, John	2	44	22.0	0	44
Nassib, Carl	1	10	10.0	0	10
Haley, Grant	1	0	0.0	0	0
Total	4	54	13.5	0	44
Opponents	2	26	13.0	0	26

Kick Returns	no.	yds	avg	td	lg
Scott, Nick	9	225	25.0	0	58
Farmer, Koa	7	168	24.0	0	35
Polk, Brandon	5	100	20.0	0	30
Golden, Malik	1	18	18.0	0	18
Total	22	511	23.2	0	58
Opponents	15	386	25.7	1	100

Fumble Returns	no.	yds	avg	td	lg
Reid, John	1	19	19.0	0	19
Johnson, Austin	1	71	71.0	1	71
Total	2	90	45.0	1	71
Opponents	0	0	0.0	0	0

2015 Penn State Football Penn State Overall Individual Statistics (as of Oct 18, 2015) All games

Scoring	td	fg	PAT			dxp	saf	pts
			kick	rush	rcv pass			
Julius, Joey	-	9-10	16-18	-	-	-	-	43
Barkley, Saquon	4	-	-	-	-	-	-	24
Hamilton, DaeSean	3	-	-	-	-	-	-	18
Hackenberg, Christian	2	-	-	-	-	-	-	12
Polk, Brandon	2	-	-	-	-	-	-	12
Lynch, Akeel	2	-	-	-	-	-	-	12
Allen, Mark	1	-	-	-	-	-	-	6
Godwin, Chris	1	-	-	-	-	-	-	6
Thompkins, DeAndre	1	-	-	-	-	-	-	6
Gesicki, Mike	1	-	-	-	-	-	-	6
Johnson, Austin	1	-	-	-	-	-	-	6
Scott, Nick	1	-	-	-	-	-	-	6
Davis, Tyler	-	1-1	1-1	-	-	-	-	4
TEAM	-	0-1	-	-	-	-	-	0
Total	19	10-12	17-19	-	-	-	-	161
Opponents	16	4-5	16-16	-	-	-	-	124

Total Offense	g	plays	rush	pass	total	avg/g
Hackenberg, Christian	7	216	-50	1206	1156	165.1
Barkley, Saquon	5	68	567	0	567	113.4
Lynch, Akeel	5	53	274	0	274	54.8
Scott, Nick	7	29	128	32	160	22.9
Polk, Brandon	7	9	122	0	122	17.4
Allen, Mark	6	25	75	0	75	12.5
Thomas, Johnathan	2	9	37	0	37	18.5
Thompkins, DeAndre	7	5	12	0	12	1.7
McSorley, Trace	2	2	5	4	9	4.5
Johnson, Brandon	7	2	6	0	6	0.9
TEAM	5	8	-40	0	-40	-8.0
Total	7	426	1136	1242	2378	339.7
Opponents	7	460	1017	1066	2083	297.6

Field Goals	fg	pct.	01-19	20-29	30-39	40-49	50-99	lg	blk
Julius, Joey	9-10	90.0	0-0	5-5	3-3	1-2	0-0	40	0
TEAM	0-1	0.0	0-0	0-0	0-0	0-0	0-1	0	1
Davis, Tyler	1-1	100.0	0-0	0-0	1-1	0-0	0-0	30	0

Punting	no.	yds	avg	lg	tb	fc	i20	50+	blk
Pasquariello, Daniel	23	917	39.9	55	0	1	5	6	0
Gulla, Chris	21	804	38.3	52	2	5	7	3	0
Total	44	1721	39.1	55	2	6	12	9	0
Opponents	50	2086	41.7	60	2	14	15	5	0

FG Sequence	Penn State	Opponents
Temple	(34)	(40),(30)
Buffalo	49,(22),(21)	47
Rutgers	-	(34)
San Diego State	(40),(24),55,(26)	-
Army West Point	(37),(27)	-
Indiana	(30)	-
Ohio State	(33)	(39)

Kickoffs	no.	yds	avg	tb	ob	retn	net	ydIn
Julius, Joey	35	2242	64.1	19	2			
Davis, Tyler	1	62	62.0	0	0			
Total	36	2304	64.0	19	2	25.7	40.1	24
Opponents	26	1529	58.8	2	1	23.2	37.2	27

Numbers in (parentheses) indicate field goal was made.



2015 Penn State Football
Penn State Overall Individual Statistics (as of Oct 18, 2015)
All games

All Purpose	g	rush	rcv	pr	kr	ir	total	avg/g
Barkley, Saquon	5	567	22	0	0	0	589	117.8
Godwin, Chris	7	0	493	0	0	0	493	70.4
Scott, Nick	7	128	43	0	225	0	396	56.6
Lynch, Akeel	5	274	2	0	0	0	276	55.2
Polk, Brandon	7	122	50	0	100	0	272	38.9
Hamilton, DaeS	7	0	220	0	0	0	220	31.4
Thompkins, DeA	7	12	0	165	0	0	177	25.3
Farmer, Koa	6	0	0	0	168	0	168	28.0
Allen, Mark	6	75	44	33	0	0	152	25.3
Blacknall, Saeed	7	0	101	0	0	0	101	14.4
Carter, Kyle	6	0	99	0	0	0	99	16.5
Gesicki, Mike	7	0	85	0	0	0	85	12.1
Lewis, Geno	7	0	65	0	0	0	65	9.3
Reid, John	7	0	0	0	0	44	44	6.3
Thomas, Johnat	2	37	0	0	0	0	37	18.5
Golden, Malik	7	0	0	0	18	0	18	2.6
Wilkerson, Brent	7	0	14	0	0	0	14	2.0
Nassib, Carl	7	0	0	0	0	10	10	1.4
Johnson, Brand	7	6	0	0	0	0	6	0.9
McSorley, Trace	2	5	0	0	0	0	5	2.5
Garrity, Gregg	2	0	4	0	0	0	4	2.0
TEAM	5	-40	0	0	0	0	-40	-8.0
Hackenberg, Chri	7	-50	0	0	0	0	-50	-7.1
Total	7	1136	1242	198	511	54	3141	448.7
Opponents	7	1017	1066	101	386	26	2596	370.9

2015 Penn State Football
Penn State Overall Defensive Statistics (as of Oct 18, 2015)
All games

##	Defensive Leaders	gp-gs	Tackles				tfl/yds	Sacks no-yds	Pass defense			Fumbles		blkd	
			ua	a	tot				int-yds	brup	qbh	rcv-yds	ff	kick	saf
40	Cabinda, Jason	7-7	20	31	51	3.0-33	2.0-33	.	5	.	.	1	.	.	
9	Lucas, Jordan	6-6	24	18	42	1.5-9	1.0-7	.	2	.	.	1	.	.	
99	Johnson, Austin	7-7	11	29	40	7.5-44	3.5-34	.	1	.	1-71	.	.	.	
2	Allen, Marcus	6-6	20	18	38	2.5-3	
42	Reeder, Troy	7-6	19	16	35	5.5-14	
95	Nassib, Carl	7-6	21	14	35	15.5-96	11.5-83	1-10	.	.	.	5	.	.	
11	Bell, Brandon	5-5	13	15	28	2.5-8	1.0-5	.	.	1	.	1	.	.	
98	Zettel, Anthony	7-7	13	14	27	8.0-23	1.0-4	.	4	.	1-0	1	.	.	
90	Sickels, Garrett	7-7	7	16	23	3.5-17	2.0-11	.	1	.	1-0	1	.	.	
10	Williams, Trevor	7-7	12	8	20	2.0-4	.	.	2	
28	Apke, Troy	7-1	9	8	17	1	.	.	
15	Haley, Grant	5-5	8	8	16	.	.	1-0	2	
29	Reid, John	7-2	8	7	15	.	.	2-44	2	.	1-19	.	.	.	
1	Campbell, Christian	7-0	6	9	15	1.0-2	.	.	2	
52	Cothran, Curtis	7-0	4	8	12	3.5-30	2.0-26	
6	Golden, Malik	7-1	3	7	10	.	.	.	1	
43	Bowen, Manny	7-0	7	3	10	0.5-2	1-0	.	.	.	
94	Schwan, Evan	6-0	1	8	9	.	.	.	1	
9W	White, Antoine	6-0	3	5	8	1.5-6	1.0-5	
4C	Cothren, Parker	7-0	2	6	8	
25	Walker, Von	7-2	4	3	7	1-0	.	.	.	
1B	Brown, Torrence	6-0	1	5	6	2.0-5	0.5-1	.	.	.	1-0	.	.	.	
33	Cooper, Jake	6-0	4	2	6	1.0-11	1.0-11	.	1	
8	Wooten Jr., Gary	4-0	2	3	5	1.0-2	
91	Barney, Tarow	7-0	.	5	5	1.0-5	0.5-3	
24	Scott, Nick	7-1	2	2	4	
20	Dudas, Jordan	7-0	1	2	3	
21	Oruwariye, Amani	7-0	1	2	3	
12	Godwin, Chris	7-5	2	1	3	1-0	.	.	.	
1S	Smith, Jordan	5-0	1	2	3	
37	Gulla, Chris	6-0	1	1	2	
5W	Wartman-White, Nyeem	1-1	2	.	2	
92	Pasquariello, Daniel	5-0	1	.	1	
9J	Julius, Joey	7-0	1	.	1	
80	Zanellato, Matt	5-0	.	1	1	
44	Yazujian, Tyler	7-0	.	1	1	
Total		7	234	278	512	63-314	27-223	4-54	24	1	8-90	11	.	.	
Opponents		7	255	180	435	51-191	24-129	2-26	21	1	3-0	2	1	.	