



2022 PENN STATE BASEBALL

PENN STATE VS. VIRGINIA | MARCH 4-6, 2022 | CHARLOTTESVILLE, VA.

2022 SCHEDULE

Date Opponent Time/Result

FEBRUARY

18	vs. Monmouth (Cary, N.C.)	L, 1-10
19	vs. LIU (DH) (Cary, N.C.)	W, 14-3/L, 8-11
20	vs. Northeastern (Cary, N.C.)	L, 1-8
25	vs. Maine (Cary, N.C.)	W, 4-3
26	vs. Maine (DH) (Cary, N.C.)	L, 3-5/W, 9-3

MARCH

4	at #5 Virginia (ACCNX)	3 p.m.
5	at #5 Virginia (ACCNX)	1 p.m.
6	at #5 Virginia (ACCNX)	1 p.m.
8	at VMI	3 p.m.
11	vs. UMass (Cary, N.C.)	2 p.m.
12	vs. UMass (Cary, N.C.)	1 p.m.
13	vs. UMass (Cary, N.C.)	11 a.m.
15	NIAGARA (B1G+)	5 P.M.
16	NIAGARA (B1G+)	5 P.M.
18	MILWAUKEE (B1G+)	5 P.M.
19	MILWAUKEE (B1G+)	1 P.M.
20	MILWAUKEE (B1G+)	11 A.M.
22	YOUNGSTOWN STATE (B1G+)	6 P.M.
25	RUTGERS* (B1G+)	6 P.M.
26	RUTGERS* (BTN)	1 P.M.
27	RUTGERS* (B1G+)	1 P.M.
29	PITTSBURGH (B1G+)	6 P.M.
30	ST. BONAVENTURE (B1G+)	6 P.M.

APRIL

1	at Maryland* (B1G+)	6:30 p.m.
2	at Maryland* (B1G+)	2 p.m.
3	at Maryland* (B1G+)	1 p.m.
6	BUCKNELL (B1G+)	6 P.M.
8	at Northwestern* (B1G+)	4:30 p.m.
9	at Northwestern* (B1G+)	3 p.m.
10	at Northwestern* (B1G+)	2 p.m.
12	WEST VIRGINIA (B1G+)	6 P.M.
14	PURDUE* (B1G+)	6 P.M.
15	PURDUE* (B1G+)	6 P.M.
16	PURDUE* (B1G+)	1 P.M.
20	MOUNT ST. MARY'S (B1G+)	6 P.M.
22	at Minnesota* (B1G+)	7 p.m.
23	at Minnesota* (B1G+)	3 p.m.
24	at Minnesota* (B1G+)	11 a.m.
26	BUCKNELL (B1G+)	6 P.M.
27	at West Virginia	6:30 p.m.
29	OMAHA (B1G+)	6 P.M.
30	OMAHA (B1G+)	6 P.M.

MAY

1	OMAHA (B1G+)	1 P.M.
6	MICHIGAN STATE* (B1G+)	6 P.M.
7	MICHIGAN STATE* (B1G+)	1 P.M.
8	MICHIGAN STATE* (B1G+)	1 P.M.
10	at Georgetown (Bowie Baysox Stadium)	6 p.m.
13	at Ohio State* (B1G+)	6:05 p.m.
14	at Ohio State* (B1G+)	3:05 p.m.
15	at Ohio State* (BTN)	1:05 p.m.
17	at Pittsburgh (PNC Park)	6 p.m.
19	ILLINOIS* (B1G+)	6 P.M.
20	ILLINOIS* (B1G+)	6 P.M.
21	ILLINOIS* (B1G+, Senior Day)	1 P.M.
25-29	Big Ten Tournament (Omaha, Neb.)	TBA
TBA		

STRATEGIC COMMUNICATIONS

Primary Contact.....Paul Marboe
 Office Phone.....814-865-1757
 Cell Phone.....814-777-7604
 Email.....prms118@psu.edu

PENN STATE NITTANY LIONS

(3-4, 0-0 BIG TEN)



vs.

NO. 5 VIRGINIA CAVALIERS

(8-0, 0-0 ACC)



GOPSUSPORTS.COM | @PENNSTATEBASE

ACCNX | DAVENPORT FIELD AT DISHAROON PARK

ONLINE | Links to live video, live audio and live stats available at GoPSUSports.com

LEADING OFF

- Penn State continues non-conference action with a three-game series vs. No. 5 Virginia this weekend.
- The Nittany Lions and Cavaliers will meet for the first time since 2004, when Penn State earned an 8-3 win on February 22.
- Penn State is looking for its first win over a Top 5 opponent since a 3-2 victory over No. 1 North Carolina on March 3, 2007.
- The Nittany Lions took two of three games against Maine last weekend.
- Matt Wood won Big Ten Player of the Week after going 5-of-11 at the plate (.458 average) with four runs and two RBI.
- Wood leads the Big Ten with a .917 slugging percentage through seven games.
- In game one, Travis Luensmann struck out eight in six innings and C.J. Pittaro scored the winning run in the bottom of the ninth.
- In game two, Jay Harry hit his first homer of the season and Kellan Tulion allowed just one run in six innings.
- The series finale featured three RBI by Josh Spiegel and two by Anthony Steele.

PROJECTED ROTATION



Friday:
 Travis Luensmann
 RHP | So. | 6-6 | 234
 Altoona, Pa.
 2 Appearances/2 Starts
 0-1, 4.35 ERA, 15K/5BB



Saturday:
 Kellan Tulio
 LHP | Jr. | 6-2 | 215
 Emmaus, Pa.
 2 Appearances/2 Starts
 1-0, 1.64 ERA, 9K/3BB

Sunday:
TBA

No.	Name	Pos.	B/T	Yr.	Ht.	Wt.	Hometown/High School/Last School
1	Jay Harry	IF	L/R	So.	6-0	195	Metuchen, N.J./Metuchen
2	Kyle Hannon	IF/OF	L/R	So.	5-10	194	Harrisburg, Pa. / Red Land
3	Cole Bartels	OF/IF	R/R	Gr.	6-3	195	Belmont, Mass. / Belmont
4	Tyson Cooper	C/IF	S/R	R-So.	5-9	200	State College, Pa. / State College Area
5	Carson Ertter	OF	L/L	Jr.	5-10	175	Ebensburg, Pa. / Bishop Carroll Catholic
6	Joe Nastasi	RHP	R/R	So.	6-0	217	State College, Pa. / State College
7	C.J. Pittaro	IF	L/R	So.	6-1	195	Hamilton, N.J. / Steinert / Vanderbilt
8	Patrick DeMarco	RHP	R/R	Fr.	6-1	200	Los Angeles, Calif. / Marantha
9	Connor Throneberry	IF/RHP	R/R	Fr.	6-6	230	St. Louis, Mo. / Marquette Senior
10	Tanner Folds	LHP	R/L	Fr.	6-1	195	Calhoun, Ga. / Sonoraville
11	Chad Rogers	RHP	R/R	So.	6-5	220	Mentor, Ohio/Mentor
12	Kellan Tulio	LHP	L/L	Jr.	6-2	215	Emmaus, Pa. / Emmaus / Louisville
13	Tayven Kelley	OF	R/R	Jr.	6-3	200	Boiling Springs, Pa. / Boiling Springs
14	Matt Wood	C	L/R	Jr.	5-10	190	Gibsonia, Pa. / Pine Richland
15	Brenden Franks	IF/RHP	R/R	Jr.	6-3	205	State College, Pa. / State College
17	Seneca Gregory	RHP	R/R	Fr.	6-4	225	Stafford, Va. / Mountain View
18	Mason Mellott	RHP	R/R	Gr.	6-0	205	State College, Pa. / State College Area
19	Derek Cease	RHP/IF	R/R	Fr.	5-8	150	Plymouth, Pa. / Greater Nanticoke Area
20	Blaise Sclafani	RHP	R/R	Sr.	6-6	200	Souderton, Pa. / Souderton / UMass Lowell
21	Steven Miller	RHP	R/R	Sr.	6-1	190	Pittsburgh, Pa. / North Hills
22	Johnny Piacentino	OF	R/R	Jr.	5-11	185	Cherry Hill, N.J. / Bishop Eustace Prep
23	Jake Cooper	IF	R/R	Fr.	5-9	195	State College, Pa. / State College Area
24	Jaden Henline	RHP	L/R	So.	6-2	195	New Cumberland, Pa. / Red Land
25	Chase Renner	RHP	R/R	Fr.	6-4	190	Alburtis, Pa. / Brandywine Heights
27	Tommy Molsky	RHP	R/R	Fr.	6-1	160	Dillsburg, Pa. / Northern York County
28	Hutch Gagnon	LHP	L/L	Sr.	6-3	220	Downingtown, Pa. / Downingtown East
29	Carson Kohls	RHP	R/R	So.	6-0	195	Sacramento, Calif. / El Camino
30	Anthony Steele	1B/LHP/OF/L	Fr.	6-4	225	Shelton, Conn. / Shelton	
31	Ryan Partridge	LHP	R/L	Jr.	6-3	215	Wexford, Pa. / North Allegheny
33	Travis Luensmann	RHP	R/R	So.	6-6	234	Altoona, Pa. / Bellewood-Antis / South Carolina
34	Richie Paltridge	LHP/1B/OF/L	So.	6-3	194	Montgomery, N.Y. / John S. Burke Catholic	
35	Billy Gerlott	OF/IF	R/R	So.	6-1	195	Auburn, Pa. / Blue Mountain
36	Tyler Shingledecker	LHP	R/L	Sr.	6-3	185	Huntersville, N.C. / Hough
37	Jordan Morales	LHP	R/L	Jr.	5-9	175	Souderton, Pa. / Souderton / LaSalle
40	Ben Kailher	IF	R/R	Jr.	5-8	160	Rumford, R.I. / Providence Country Day
41	Josh Spiegel	C/1B	R/R	R-Jr.	6-3	206	Jennette, Pa. / Penn Trafford / Oklahoma State
44	Devin Fletcher	RHP	R/R	Fr.	6-8	215	Bethlehem, Pa. / Liberty
46	Noah Burke	OF	L/R	Fr.	6-0	192	Pittsburgh, Pa. / Canon McMillan
49	Ben DeMell	RHP/IF	L/R	Fr.	6-5	205	Concord, Ohio / Gilmour Academy

ALPHABETICAL ROSTER

- 3 Cole Bartels
- 46 Noah Burke
- 19 Derek Cease
- 23 Jake Cooper
- 4 Tyson Cooper
- 8 Patrick DeMarco
- 49 Ben DeMell
- 5 Carson Ertter
- 44 Devin Fletcher
- 10 Tanner Folds
- 15 Brenden Franks
- 28 Hutch Gagnon
- 35 Billy Gerlott
- 17 Seneca Gregory
- 2 Kyle Hannon
- 1 Jay Harry
- 24 Jaden Henline
- 40 Ben Kailher
- 29 Carson Kohls
- 33 Travis Luensmann
- 18 Mason Mellott
- 21 Steven Miller
- 27 Tommy Molsky
- 37 Jordan Morales
- 6 Joe Nastasi
- 34 Richie Paltridge
- 31 Ryan Partridge
- 22 Johnny Piacentino
- 7 C.J. Pittaro
- 25 Chase Renner
- 11 Chad Rogers
- 20 Blaise Sclafani
- 36 Tyler Shingledecker
- 41 Josh Spiegel
- 30 Anthony Steele
- 9 Connor Throneberry
- 12 Kellan Tulio
- 14 Matt Wood

PRONUNCIATION GUIDE

19	Derek Cease	See-ce
40	Ben Kailher	Kal-er
33	Travis Luensmann	Lunns-min
18	Mason Mellott	MEL-lot
22	Johnny Piacentino	Pea-ess-en-tee-no
7	C.J. Pittaro	Pi-TAR-o
41	Josh Spiegel	Spee-gol
12	Kellan Tulio	TOO-lee-oh

ROSTER BREAKDOWN BY STATE

California - 2	New York - 1
Connecticut - 1	North Carolina - 1
Georgia - 1	Ohio - 2
Massachusetts - 1	Pennsylvania - 25
Missouri - 1	Rhode Island - 1
New Jersey - 3	Virginia - 1

ROSTER BREAKDOWN BY ELIGIBILITY

- Freshmen - 12
- Sophomores - 11
- Juniors - 10
- Seniors/Graduates - 6

ROSTER BREAKDOWN BY POSITION

- Catchers - 3
- Left-Handed Pitchers - 8
- Infielders - 14
- Right-Handed Pitchers - 17
- Outfielders - 9

PENN STATE QUICK FACTS

GENERAL INFORMATION

Location University Park, Pa.
 Founded 1855
 Enrollment 47,559
 Colors Blue and White
 Conference Big Ten
 Nickname Nittany Lions
 President Eric J. Barron
 Director of Athletics Sandy Barbour

TEAM INFORMATION

2021 Record 18-24
 2021 Big Ten Record/Finish 18-24/9th
 Postseason None
 All-Time Record (Years) 2,082-1,526-21 (133)
 All-Time Big Ten Record (Years) 322-415 (30)
 NCAA Tournament Appearances 19
 NCAA Tournament Record 25-24
 NCAA Super Regional Appearances 1
 College World Series Appearances 5
 (1952, 1957, 1959, 1963, 1973)
 Best CWS Finish Second (1957)
 Last NCAA Tournament Appearance 2000

BASEBALL STAFF

Head Coach Rob Cooper
 PSU Record (Years) 150-220 (8)
 Career Record (Years) 436-450 (16)
 Assistant Coaches Josh Newman
(Pitching)
 Sean Moore (Hitting)
 Volunteer Asst. Coach Dallas Burke
(Hitting/Catchers)
 Dir. of Operations/Player Development...
 Jake Stone
 Athletic Trainer Rebecca Barta

STADIUM INFORMATION

Home Stadium ... Medlar Field at Lubrano Park
 First Season 2007
 Capacity 5,406
 Press Box Phone (814) 441-9145

MEDIA RELATIONS INFORMATION

Baseball Contact Paul Marboe
 Cell Phone (814) 206-6338
 Email prm5118@psu.edu
 Website GoPSUsports.com
 Twitter @PennStateBASE
 Instagram @PennStateBASE
 Facebook Page facebook.com/
 pennstatebaseball

Wood Returns To Lead Catchers

- Junior Matt Wood returned to the squad after receiving Second Team All-Big Ten honors last season.
- Wood began the 2022 campaign going 6-for-14 (.429) at the plate with two doubles and three homers on opening weekend. He drove in seven RBI and scored eight runs.
- Wood went 3-for-4 with four RBI and four runs while crushing two homers and a double in game one against LIU. He added a homer against Northeastern.
- The junior was named Big Ten Player of the Week on Wednesday (3/2) after going 5-for-11 (.454) at the plate with two RBI and four runs.
- Through seven games, Wood leads the Big Ten in slugging percentage (.917).
- In D1baseball’s preseason rankings, Wood was tabbed as the top catcher in the Big Ten and the 16th-best catcher in the country.
- In 2021, Wood batted .295 with 15 extra-base hits and 21 RBI while collecting 11 multi-hit games and six multi-RBI games. He also threw out six base stealers.
- Fellow junior Josh Spiegel split time between catcher and designated hitter in 2021 and notched 15 extra-base hits and 22 RBI.
- He collected five hits, including three doubles, in 15 at-bats on opening weekend.
- Spiegel drove in three runs in the series finale vs. Maine last weekend.

Harry Looks To Build On Freshman Success, Guide Infield

- Shortstop Jay Harry batted .412 (7-for-17) with three RBI on opening weekend.
- He followed that with his first homer of the season against Maine in the second game of the series.
- Harry posted 10 doubles, a homer and 18 RBI as a freshman, registering seven multi-hit games.
- Fellow sophomore Kyle Hannon collected four hits, including two doubles, and drove in four runs opening weekend. In game one against LIU, Hannon recorded two hits, including a double, and two RBI.
- Sophomore C.J. Pittaro transferred in from Vanderbilt, where he batted .333 and drove in three runs in five appearances.
- Pittaro scored the game-winning run in game one against Maine.

Pitching Staff Features Balanced Mix Of Veterans And Youth

- Penn State will be challenged with replacing a 2021 rotation that featured three MLB draft selections in Conor Larkin (9th round, Toronto Blue Jays), Kyle Virbitsky (17th round, Oakland A’s) and Bailey Dees (18th round, New York Yankees).
- The Nittany Lions were one of only four Division I schools to have all three members of their starting rotation selected.
- Penn State has eight pitchers who have been drafted since 2016.
- The Nittany Lions’ opening weekend rotation featured three newcomers and graduate student Mason Mellott.
- Mellott, graduating in August 2021 with a bachelor’s degree in Kinesiology, ranks fourth all-time at Penn State with 13 saves and seventh with 68 appearances.
- Sophomore Travis Luensmann is projected to pitch on Friday vs. Virginia. Luensmann joined the Nittany Lions after transferring from South Carolina.
- Luensmann struck out eight in six innings against Maine last Friday.
- The Altoona native ranked as the No. 2 pitcher in Pennsylvania in the 2020 class by Perfect Game.
- Junior Kellan Tulio is expected to start on Saturday vs. Maine. Tulio pitched the last two seasons at Louisville before transferring to Penn State.
- Against Maine, Tulio threw six innings, allowing one run, and striking out five.
- Tulio made eight career appearances for the Cardinals after being ranked as the top pitcher in Pennsylvania in the 2019 class.
- Freshman Tommy Molsky made his Penn State debut on February 20 vs. Northeastern and threw six innings, allowing two unearned runs and striking out three.
- Senior Tyler Shingledecker has been a strong arm out of the bullpen, not allowing an earned run in three appearances (3.2 innings) and striking out five.
- Sophomore Jaden Henline has struck out eight batters in seven relief innings.
- Junior Jordan Morales joined the staff after transferring from LaSalle, where he made 21 appearances and seven starts. He threw 2.1 perfect innings vs. Maine with four strikeouts.

Piacentino Powers Outfield

- Junior Johnny Piacentino put up impressive power numbers in 2021 with a team-high 15 doubles and eight homers. He drove in 32 RBI and scored 30 runs, both team bests.
- Piacentino ranked third in the Big Ten in doubles and was a major factor in Penn State leading the conference in doubles as a team with 93. PSU held 11th in the nation averaging 2.21 doubles per game.
- The New Jersey native tied a Penn State single-game record with three homers against Northwestern (3/7/21).
- He also matched a Penn State record with five hits against Michigan State (5/1/21) to go with five RBI and four runs.
- Piacentino is ranked among D1 baseball's Top 150 outfielders in their preseason rankings.
- Graduate student Cole Bartels looks to build off a strong summer, when he was named Futures League MVP after batting .389 with six homers.
- Bartels earned his bachelor's degree in advertising/public relations in May 2021.
- He made 26 starts between first base and the outfield last season, collecting 24 hits.
- Bartels drove in two runs in PSU's second game vs. Maine and scored three runs in the series finale.
- Junior Tayven Kelley made 27 starts in the outfield in 2021, tallying 11 extra-base hits.
- Kelley had four hits and two RBI on opening weekend.
- Sophomore Billy Gerlott also had a strong summer season, batting .325 with 10 homers in the Prospect League.
- Gerlott collected three RBI on opening weekend and drove in two more last weekend.

THE OPPOSITION

Scouting Virginia

- Virginia is led by head coach Brian O'Connor in his 19th season.
- O'Connor owns a 758-319 record at Virginia.
- He has led Virginia to 15 NCAA Regional appearances, seven NCAA Super Regional appearances, five College World Series and a national championship in 2015.
- The Cavaliers are 8-0 this season and ranked No. 5 in the Baseball America Top 25.
- Virginia ranks fifth in the nation averaging 12.8 runs per game.
- The Cavaliers are batting .350 as a team, good for eighth in the nation.
- On the mound, UVA has a team 1.38 ERA, sitting sixth in the country.
- Jake Gelof leads the country with a .636 batting average, while Casey Saucke ranks 10th with a .545 average.
- Gelof also sits sixth in the nation with five homers and second with 23 RBI.
- Devin Ortiz has not allowed an earned run in three appearances (two starts), covering 11.2 innings, and has 19 strikeouts.

Against The Cavaliers

- Penn State will meet Virginia for the 26th time in the series.
- Virginia leads the all-time series, 12-11-2.
- The Nittany Lions won the last matchup, 8-3, in 2004.

BY THE NUMBERS

	Penn State	Virginia
Batting Average	.272	.350
Slugging Percentage	.379	.601
On-Base Percentage	.368	.476
Runs Scored	40	102
Hits	64	100
Doubles	11	22
Triples	1	4
Home Runs	4	14
Stolen Bases-Attempts	5-8	16-18
ERA	4.43	1.38
Strikeouts	66	116
Opponent Batting Average	.247	.167
Fielding Percentage	.956	.985
Errors	12	4

INSIDE THE SERIES

Overall:	Virginia Leads 12-11-2	
Last Meeting:	W, 8-3; February 22, 2004	
Current Streak:	W, 1	
At Home:	1-1	
At Virginia:	5-9	
Neutral Site:	0-1	
Site N/A:	5-1-2	
Last Five Meetings:		
2/22/04	A	W, 8-3
2/21/04	A	L, 1-7
5/15/02	H	W, 12-11
5/15/02	H	L, 4-12
2/25/01	A	W, 7-6 (10)

STARTING LINEUPS

OPPONENT	C	1B	2B	3B	SS	LF	CF	RF	DH	SP
vs. Monmouth (2/18)	Wood	Spiegel	Hannon	Pittaro	Harry	Bartels	Piacentino	Kelley	Gerlott	Luensmann
vs. LIU (2/19, 1)	Wood	Spiegel	Hannon	Pittaro	Harry	Bartels	Gerlott	Kelley	Piacentino	Tulio
vs. LIU (2/19, 2)	Spiegel	Bartels	Hannon	Pittaro	Harry	Gerlott	Piacentino	Kelley	Wood	Mellott
vs. Northeastern (2/20)	Wood	Spiegel	Hannon	Pittaro	Harry	Bartels	Gerlott	Kelley	Steele	Molsky
vs. Maine (2/25)	Wood	Spiegel	Hannon	Pittaro	Harry	Bartels	Gerlott	Kelley	Steele	Luensmann
vs. Maine (2/26, 1)	Wood	Spiegel	Hannon	J. Cooper	Harry	Bartels	Gerlott	Kelley	Steele	Tulio
vs. Maine (2/26, 2)	Spiegel	Steele	Hannon	J. Cooper	Harry	Bartels	Gerlott	Kelley	Wood	Molsky

BATTING ORDER

OPPONENT	1	2	3	4	5	6	7	8	9
vs. Monmouth (2/18)	Bartels	Wood	Piacentino	Spiegel	Harry	Kelley	Hannon	Gerlott	Pittaro
vs. LIU (2/19, 1)	Bartels	Wood	Piacentino	Spiegel	Harry	Kelley	Hanon	Gerlott	Pittaro
vs. LIU (2/19, 2)	Bartels	Wood	Piacentino	Spiegel	Harry	Kelley	Hannon	Gerlott	Pittaro
vs. Northeastern (2/20)	Bartels	Wood	Spiegel	Harry	Kelley	Hannon	Gerlott	Steele	Pittaro
vs. Maine (2/25)	Harry	Bartels	Wood	Spiegel	Hannon	Kelley	Steele	Gerlott	Pittaro
vs. Maine (2/26, 1)	Harry	Wood	Bartels	Spiegel	Steele	Gerlott	Kelley	Hannon	J. Cooper
vs. Maine (2/26, 2)	Harry	Bartels	Wood	Spiegel	Hannon	Kelley	Steele	Gerlott	J. Cooper

NATIONAL POLLS

Baseball America (2/28)

Rank	Team	Record	Prev.
1.	Texas	8-0	1
2.	Stanford	6-1	5
3.	Notre Dame	5-1	2
4.	Oklahoma State	4-2	3
5.	Virginia	7-0	4
6.	Ole Miss	6-0	10
7.	Vanderbilt	5-2	2
8.	LSU	7-1	11
9.	Oregon State	7-0	12
10.	Arkansas	4-2	9
11.	Mississippi State	4-3	8
12.	Florida State	5-2	13
13.	Arizona	7-1	14
14.	Georgia	7-0	15
15.	NC State	8-0	16
16.	Tennessee	7-0	17
17.	Liberty	6-1	18
18.	Florida	6-2	19
19.	Georgia Tech	7-1	20
20.	Sacramento State	7-0	NR
21.	Maryland	7-0	NR
22.	Long Beach State	2-4	20
23.	UCLA	5-3	21
24.	Old Dominion	5-1	22
25.	Miami	7-1	23

D1Baseball (2/28)

Rank	Team	Record	Prev.
1.	Texas	8-0	1
2.	Ole Miss	6-0	3
3.	Arkansas	4-2	2
4.	Oklahoma State	4-2	4
5.	Vanderbilt	5-2	5
6.	Stanford	6-1	6
7.	LSU	7-1	8
8.	NC State	8-0	9
9.	Mississippi State	4-3	7
10.	Florida State	5-2	10
11.	Arizona	7-1	11
12.	Notre Dame	5-1	13
13.	Oregon State	7-0	14
14.	Florida	6-2	15
15.	Georgia	7-0	16
16.	TCU	6-1	17
17.	Tennessee	7-0	18
18.	Georgia Tech	7-1	19
19.	Texas Tech	5-2	20
20.	Liberty	6-1	21
21.	Maryland	7-0	22
22.	Miami	7-1	24
23.	Sacramento State	7-0	NR
24.	North Carolina	6-1	NR
25.	Long Beach State	2-4	12

MULTI-HIT/RBI GAMES/STREAKS

Multiple Hit Games	2	3	4	5+	Total
14 Wood, Matt	3	1	-	-	4
1 Harry, Jay	4	-	-	-	4
30 Steele, Anthony	1	1	-	-	2
41 Spiegel, Josh	2	-	-	-	2
35 Gerlott, Billy	2	-	-	-	2
2 Hannon, Kyle	1	-	-	-	1
13 Kelley, Tayven	1	-	-	-	1
3 Bartels, Cole	1	-	-	-	1
TEAM	15	2	0	0	17

Hitting Streaks	Longest	Current
1 Harry, Jay	7	7
14 Wood, Matt	6	6
3 Bartels, Cole	6	6
41 Spiegel, Josh	4	1
13 Kelley, Tayven	3	1
35 Gerlott, Billy	3	3
2 Hannon, Kyle	3	2
7 Pittaro, C.J.	2	-
40 Kailher, Ben	1	1
30 Steele, Anthony	1	1
22 Piacentino, Johnny	1	-

Multiple RBI Games	2	3	4	5+	Total
14 Wood, Matt	1	-	1	-	2
2 Hannon, Kyle	2	-	-	-	2
30 Steele, Anthony	-	1	-	-	1
1 Harry, Jay	1	-	-	-	1
13 Kelley, Tayven	1	-	-	-	1
35 Gerlott, Billy	1	-	-	-	1
41 Spiegel, Josh	-	1	-	-	1
3 Bartels, Cole	1	-	-	-	1
TEAM	7	2	1	0	10

Reached Base Streaks	Longest	Current
3 Bartels, Cole	7	7
1 Harry, Jay	7	7
14 Wood, Matt	6	6
41 Spiegel, Josh	5	1
2 Hannon, Kyle	4	2
13 Kelley, Tayven	3	2
35 Gerlott, Billy	3	3
40 Kailher, Ben	2	2
7 Pittaro, C.J.	2	1
22 Piacentino, Johnny	2	-
46 Burke, Noah	1	1
15 Franks, Brendan	1	1
30 Steele, Anthony	1	1
19 Cease, Derek	1	-

BIG TEN STANDINGS (Through 3/2)

	Big Ten		Overall	
	W-L	Pct.	W-L	Pct.
Maryland	0-0	.000	6-0	1.000
Purdue	0-0	.000	9-0	1.000
Rutgers	0-0	.000	6-1	.857
Michigan	0-0	.000	6-3	.667
Iowa	0-0	.000	5-3	.625
Michigan State	0-0	.000	3-3	.500
Ohio State	0-0	.000	3-3	.500
Penn State	0-0	.000	3-4	.429
Illinois	0-0	.000	2-4	.333
Minnesota	0-0	.000	3-7	.300
Indiana	0-0	.000	2-5	.286
Nebraska	0-0	.000	1-6	.143
Northwestern	0-0	.000	1-7	.125



This Week Around the BIG

March 4-6

Illinois:

vs. Notre Dame, West Virginia, Kansas

Indiana:

at Missouri State

Iowa:

vs. Wichita State., Texas A&M, Washington State

Maryland:

vs. Michigan, Indiana State, East Carolina

Michigan:

vs. Maryland, East Carolina, Indiana State

Michigan State:

vs. Kansas, Notre Dame, West Virginia

Minnesota:

vs. West Virginia, Kansas, Notre Dame

Nebraska:

at UT Arlington, vs. Northwestern State,

Northwestern:

at Cincinnati

Ohio State:

vs. Campbell, Pitt, Army

Penn State: at Virginia

Purdue:

vs. Longwood

Rutgers:

at William & Mary, at Richmond, at VCU

NITTANY LIONS IN PROS

2021 Level

TRIPLE-A

Years at PSU	2021 Team	Organization
2014-16	Durham	Tampa Bay Rays

DOUBLE-A

2013-16	Arkansas	Seattle Mariners
2016-18	Tulsa	Los Angeles Dodgers
2015-18	Reading	Philadelphia Phillies
2016-19	Akron	Cleveland Guardians

HIGH-A

2017-18	Quad Cities	Kansas City Royals
2015-18	Winston-Salem	Chicago White Sox
2018-21	Lansing	Oakland A's

LOW-A

2019-21	Fayetteville	Houston Astros
---------	--------------	----------------

Rookie

2018-21	Rookie	New York Yankees
2018-21	Rookie	Toronto Blue Jays

THE LAST TIME...

A Penn State Team

Won 10 or more consecutive games.....April 14-30, 2000

Scored 10 or more runs in a game.....14, vs. LIU; February 19, 2022

Scored 20 or more runs in a game27, Michigan State; May 1, 2021

Had a 10+ run inning.....10 (1st), Michigan State; May 1, 2021

Did not strikeout.....vs. Niagara; March 18, 2016

Turned a triple play.....8th inning, Michigan State; May 16, 2014

Shut out an opponent.....Purdue (11-0); April 10, 2021

Shut out consecutive opponents.....vs. Monmouth (1-0); February 15, 2019/vs. Monmouth (7-0), February 16, 2019

Was shut out at home.....Rutgers (5-0); May 16, 2021

Was shut out on the road.....at Illinois (9-0); May 21, 2021

Was shut out in consecutive games.....at Delaware (5-0); March 18, 2017/Delaware (8-0); March 19, 2017

Swept a three-game series at homeMichigan State; April 30-May 2, 2021

Swept a three-game series on the road.....at Northwestern; April 15-17, 2016

Swept a three-game conference series at home.....Michigan State; April 30-May 2, 2021

Swept a three-game conference series on the road.....at Northwestern; April 15-17, 2016

Beat a ranked opponent#18 Michigan (3-2); March 26, 2021

Beat a Top-5 ranked opponent.....at #1 North Carolina (3-2); March 3, 2007

Won a three-plus game series against a ranked opponent.....#16 Michigan (four games); April 12-13, 2007

Played an extra-inning game.....Michigan (L, 6-8, 10); March 28, 2021

Played a 12+ inning gameIowa (W, 5-4, 12); May 20, 2016

Played a 15+ inning gameIllinois (L, 4-2, 15); April 25, 2015

A Penn State Player

Hit two home runs in a game.....Matt Wood (2), vs. LIU; February 19, 2022

Hit three home runs in a game.....Johnny Piacentino (3), vs. Northwestern; March 7, 2021

Led off game with a home run.....Gavin Homer, at Rutgers; April 4, 2021

Hit a grand slam.....Justin Williams, Rutgers, May 17, 2021

Hit back-to-back homers.....Gavin Homer/Jordan Bowersox (7th), UCF; March 10, 2019

Hit a walk-off home run.....Curtis Robison, Wagner; February 23, 2020

Hit a pinch-hit home run.....Shea Sbranti, at Illinois; April 21, 2019

Hit an inside-the-park home run.....Kris Kremer, Pittsburgh; April 10, 2019

Had five or more RBI in a game.....Curtis Robison (5), at Illinois; May 23, 2021

Had seven or more RBI in a game.....Aaron Novak (8), at Charleston Southern; March 8, 2015

Had four hits in a game.....Johnny Piacentino (5), Michigan State; May 1, 2021

Had five hits in a game.....Johnny Piacentino (5), Michigan State; May 1, 2021

Had two hits in an inning.....Johnny Piacentino, Michigan State (1st); May 1, 2021

Stole three or more bases.....Greg Guers, Bucknell; April 19, 2016

Had a 10-game hit streak.....Johnny Piacentino (10); 2021

Had a 20-game hit streak.....Mike DeRenzo (23); 2002

Had 10 or more strikeouts.....Kyle Virbitsky (12), vs. Minnesota; May 29, 2021

Pitched a complete game.....Dante Biasi (7IP), Xavier; May 11, 2018

Pitched a nine-inning complete game.....Greg Welsh, Michigan State; May 17, 2013

Pitched a combined nine-inning shutout.....Kyle Virbitsky/Steven Miller, vs. Purdue; April 10, 2021

Pitched an individual nine-inning shutout.....Greg Welsh, Michigan State; May 17, 2013

Pitched a no-hitter.....Steven Hill, at Iowa; April 21, 2012

HITTING CAREER HIGHS



#3 COLE BARTELS

Career Bests

Hits	2	6x, last at Purdue	5/27/21
Runs	2	4x, last at Illinois	5/23/21
Doubles	1	7x, last vs. Maine	2/26/22
Triples	1	vs. Rutgers	5/17/21
Home Runs	1	at Illinois	5/23/21
RBI	3	at Illinois	5/23/21
Walks	2	3x, last vs. Minnesota	5/29/21
Stolen Bases	2	vs. Michigan State	5/2/21



#46 NOAH BURKE

Career Bests

Hits	n/a
Runs	n/a
Doubles	n/a
Triples	n/a
Home Runs	n/a
RBI	n/a
Walks	n/a
Stolen Bases	n/a



#19 DEREK CEASE

Career Bests

Hits	n/a		
Runs	n/a		
Doubles	n/a		
Triples	n/a		
Home Runs	n/a		
RBI	n/a		
Walks	1	vs. LIU	2/19/22
Stolen Bases	n/a		



#23 JAKE COOPER

Career Bests


Hits	n/a
Runs	n/a
Doubles	n/a
Triples	n/a
Home Runs	n/a
RBI	n/a
Walks	n/a
Stolen Bases	n/a



#4 TYSON COOPER

Career Bests

Hits	1	2x, last vs. Michigan State	5/2/21
Runs	1	2x, last vs. Michigan State	5/2/21
Doubles	1	vs. Michigan State	5/2/21
Triples	n/a		
Home Runs	n/a		
RBI	1	2x, last vs. Michigan State	5/2/21
Walks	3	vs. Michigan	3/27/21
Stolen Bases	1	at Rutgers	4/4/21



#5 CARSON ERTTER

Career Bests

Hits	n/a		
Runs	n/a		
Doubles	n/a		
Triples	n/a		
Home Runs	n/a		
RBI	1	vs. Michigan State	5/1/21
Walks	1	vs. Michigan State	5/1/21
Stolen Bases	n/a		

HITTING CAREER HIGHS



#15 BRENDEN FRANKS

Career Bests

Hits	1	2x, last vs. Princeton	2/29/20
Runs	1	2x, last vs. Michigan State	5/1/21
Doubles	n/a		
Triples	n/a		
Home Runs	n/a		
RBI	n/a		
Walks	1	vs. LIU	2/19/22
Stolen Bases	n/a		



#35 BILLY GERLOTT

Career Bests

Hits	2	2x, last vs. Maine	2/26/22
Runs	1	2x, last vs. Maine	2/26/22
Doubles	1	2x, last vs. Maine	2/26/22
Triples	n/a		
Home Runs	n/a		
RBI	2	vs. LIU	2/19/22
Walks	1	3x, last vs. Maine	2/26/22
Stolen Bases	1	vs. LIU	2/19/22



#2 KYLE HANNON

Career Bests

Hits	2	2x, last vs. LIU	2/19/22
Runs	2	vs. Northwestern	3/7/21
Doubles	1	3x, last vs. LIU	2/19/22
Triples	1	vs. Purdue	4/10/21
Home Runs	n/a		
RBI	2	2x, last vs. LIU	2/19/22
Walks	2	vs. Northeastern	2/20/22
Stolen Bases	1	vs. LIU	2/19/22



#1 JAY HARRY

Career Bests

Hits	3	vs. Michigan State	5/1/21
Runs	3	vs. Michigan state	5/1/21
Doubles	2	vs. Northwestern	3/7/21
Triples	n/a		
Home Runs	1	2x, last vs. Maine	2/26/22
RBI	6	vs. Michigan State	5/1/21
Walks	1	15x, last vs. Maine	2/26/22
Stolen Bases	1	2x, last vs. LIU	2/19/22



#40 BEN KAILHER

Career Bests

Hits	2	vs. Princeton	2/28/20
Runs	1	7x, last at Illinois	5/23/21
Doubles	1	vs. Princeton	2/28/20
Triples	1	vs. Fairleigh Dickinson	3/8/20
Home Runs	n/a		
RBI	2	vs. Princeton	2/28/20
Walks	1	4x, last vs. Maine	2/26/22
Stolen Bases	1	3x, last vs. Michigan State	4/30/21



#13 TAYVEN KELLEY

Career Bests

Hits	2	6x, last vs. LIU	2/19/22
Runs	1	4x, last vs. Maine	2/26/22
Doubles	1	10x, last at Iowa	5/8/21
Triples	1	2x, last at Ohio State	4/23/21
Home Runs	1	at Ohio State	4/25/21
RBI	2	4x, last vs. LIU	2/19/22
Walks	2	vs. Michigan State	4/30/21
Stolen Bases	n/a		

HITTING CAREER HIGHS



#34 RICHIE PALTRIDGE

Career Bests

Hits	n/a
Runs	n/a
Doubles	n/a
Triples	n/a
Home Runs	n/a
RBI	n/a
Walks	n/a
Stolen Bases	n/a



#22 JOHNNY PIACENTINO

Career Bests

Hits	5	vs. Michigan State	5/1/21
Runs	4	2x, last vs. Michigan State	5/1/21
Doubles	3	vs. Michigan State	5/1/21
Triples	n/a		
Home Runs	3	vs. Northwestern	3/7/21
RBI	5	2x, last vs. Michigan State	5/1/21
Walks	2	5x, last vs. Minnesota	5/29/21
Stolen Bases	2	vs. Princeton	2/29/20



#7 C.J. PITTARO

Career Bests

Hits	1	3x, last vs. LIU	2/19/22
Runs	2	vs. Maine	2/25/22
Doubles	n/a		
Triples	n/a		
Home Runs	n/a		
RBI	2*	vs. Western Kentucky	2/24/21
Walks	2	vs. Maine	2/25/22
Stolen Bases	n/a		

*At Vanderbilt (2021)



#41 JOSH SPIEGEL

Career Bests

Hits	3	vs. Maryland	3/21/21
Runs	2	4x, last vs. LIU	2/19/22
Doubles	2	vs. LIU	2/19/22
Triples	1	vs. Rutgers	5/15/21
Home Runs	2	vs. Northwestern	3/5/21
RBI	3	2x, last vs. Maine	2/26/22
Walks	3	vs. Minnesota	5/29/21
Stolen Bases	1	at Illinois	5/23/21



#30 ANTHONY STEELE

Career Bests

Hits	3	vs. Maine	2/25/22
Runs	1	2x, last vs. Maine	2/25/22
Doubles	n/a		
Triples	1	vs. Maine	2/26/22
Home Runs	n/a		
RBI	2	vs. Maine	2/26/22
Walks	n/a		
Stolen Bases	1	vs. Maine	2/25/22




#9 CONNOR THRONEBERRY

Career Bests

Hits	n/a
Runs	n/a
Doubles	n/a
Triples	n/a
Home Runs	n/a
RBI	n/a
Walks	n/a
Stolen Bases	n/a

HITTING CAREER HIGHS/PITCHING CAREER BESTS



#14 MATT WOOD

Career Bests

Hits	3	6x, last vs. LIU	2/19/22
Runs	4	vs. LIU	2/19/22
Doubles	2	vs. Nebraska	4/16/21
Triples	1	vs. Purdue	4/11/21
Home Runs	3	vs. LIU	2/19/22
RBI	4	vs. LIU	2/19/22
Walks	3	vs. LIU	2/19/22
Stolen Bases	1	2x, last vs. Rutgers	5/17/21



#19 DEREK CEASE

Career Bests

IP	1.0	vs. Monmouth	2/18/22
Longest Start	n/a		
Longest Relief	1.0	vs. Monmouth	2/18/22
Hits	1	vs. Monmouth	2/18/22
Runs	1	vs. Monmouth	2/18/22
Earned Runs	0	vs. Monmouth	2/18/22
Walks	3	vs. Monmouth	2/18/22
Strikeouts	1	vs. Monmouth	2/18/22



#8 PATRICK DEMARCO

Career Bests

IP	n/a
Longest Start	n/a
Longest Relief	n/a
Hits	n/a
Runs	n/a
Earned Runs	n/a
Walks	n/a
Strikeouts	n/a



#49 BEN DEMELL

Career Bests

IP	1.2	vs. LIU	2/19/22
Longest Start	n/a		
Longest Relief	1.2	vs. LIU	2/19/22
Hits	1	vs. LIU	2/19/22
Runs	0	vs. LIU	2/19/22
Earned Runs	0	vs. LIU	2/19/22
Walks	3	vs. LIU	2/19/22
Strikeouts	2	vs. LIU	2/19/22



#44 DEVIN FLETCHER

Career Bests

IP	n/a
Longest Start	n/a
Longest Relief	n/a
Hits	n/a
Runs	n/a
Earned Runs	n/a
Walks	n/a
Strikeouts	n/a



#10 TANNER FOLDS

Career Bests

IP	1.0	vs. LIU	2/19/22
Longest Start	n/a		
Longest Relief	1.0	vs. LIU	2/19/22
Hits	0	vs. LIU	2/19/22
Runs	0	vs. LIU	2/19/22
Earned Runs	0	vs. LIU	2/19/22
Walks	0	vs. LIU	2/19/22
Strikeouts	1	vs. LIU	2/19/22

PITCHING CAREER BESTS



#28 HUTCH GAGNON

Career Bests

IP	5.0	vs. Princeton	2/29/20
Longest Start	5.0	vs. Princeton	2/29/20
Longest Relief	3.0	2x, last vs. Wagner	2/23/20
Hits	0	8x, last at Purdue	5/27/21
Runs	0	17x, last at Iowa	5/7/21
Earned Runs	0	18x, last vs. Rutgers	5/16/21
Walks	0	16x, last at Illinois	5/22/21
Strikeouts	6	vs. Princeton	2/29/20



#17 SENECA GREGORY

Career Bests


IP	n/a		
Longest Start	n/a		
Longest Relief	n/a		
Hits	n/a		
Runs	n/a		
Earned Runs	n/a		
Walks	n/a		
Strikeouts	n/a		



#24 JADEN HENLINE

Career Bests

IP	4.1	at Indiana	3/14/21
Longest Start	4.1	at Indiana	3/14/21
Longest Relief	4.0	vs. LIU	2/19/22
Hits	0	3x, last at Illinois	5/21/21
Runs	0	4x, last at Purdue	5/27/21
Earned Runs	0	4x, last at Purdue	5/27/21
Walks	0	5x, last at Purdue	5/27/21
Strikeouts	6	vs. Northwestern	3/6/21



#29 CARSON KOHLS

Career Bests

IP	2.1	at Indiana	3/13/21
Longest Start	n/a		
Longest Relief	2.1	at Indiana	3/13/21
Hits	0	3x, last vs. Monmouth	2/18/22
Runs	0	3x, last at Ohio State	4/24/21
Earned Runs	0	4x, last at Ohio State	4/24/21
Walks	0	3x, last at Illinois	5/21/21
Strikeouts	2	at Illinois	5/21/21



#33 TRAVIS LUENSMANN

Career Bests

IP	6.0	vs. Maine	2/25/22
Longest Start	6.0	vs. Maine	2/25/22
Longest Relief	1.0*	vs. Dayton	2/21/21
Hits	0*	2x, last at Winthrop	3/2/21
Runs	0*	2x, last at Winthrop	3/2/21
Earned Runs	0*	2x, last at Winthrop	3/2/21
Walks	0	4x, last vs. Maine	2/25/22
Strikeouts	8	vs. Maine	2/25/22



#18 MASON MELLOTT

Career Bests

IP	4.2	2x, last vs. Duke	3/2/19
Longest Start	3.0	vs. LIU	2/19/22
Longest Relief	4.2	2x, last vs. Duke	3/2/19
Hits	0	10x, last at Illinois	5/23/21
Runs	0	27x, last vs. Maine	2/26/22
Earned Runs	0	38x, last vs. Maine	2/26/22
Walks	0	31x, last at Illinois	5/23/21
Strikeouts	5	6x, last at Ohio State	4/25/21

*At South Carolina (2021)

PITCHING CAREER BESTS



#21 STEVEN MILLER

Career Bests

IP	2.2	2x, last at Illinois	5/22/21
Longest Start	n/a		
Longest Relief	2.2	2x, last at Illinois	5/22/21
Hits	0	6x, last at Illinois	5/22/21
Runs	0	13x, last vs. Maine	2/26/22
Earned Runs	0	15x, last vs. Maine	2/26/22
Walks	0	9x, last vs. Minnesota	5/29/21
Strikeouts	5	at Illinois	5/22/21



#27 TOMMY MOLSKY

Career Bests

IP	6.0	vs. Northeastern	2/20/22
Longest Start	6.0	vs. Northeastern	2/20/22
Longest Relief	n/a		
Hits	4	2x, last vs. Maine	2/26/22
Runs	2	vs. Northeastern	2/20/22
Earned Runs	0	vs. Northeastern	2/20/22
Walks	1	vs. Northeastern	2/20/22
Strikeouts	6	vs. Maine	2/26/22



#37 JORDAN MORALES

Career Bests

IP	7.0*	vs. St. Bonaventure	4/24/21
Longest Start	7.0*	vs. St. Bonaventure	4/24/21
Longest Relief	3.0*	2x, last at Penn	4/3/21
Hits	0	4x, last vs. Maine	2/26/22
Runs	0	11x, last vs. Maine	2/26/22
Earned Runs	0	12x, last vs. Maine	2/26/22
Walks	0	10x, last vs. Maine	2/26/22
Strikeouts	9*	vs. Saint Joseph's	5/8/21


*At LaSalle (2021)



#6 JOE NASTASI

Career Bests

IP	n/a		
Longest Start	n/a		
Longest Relief	n/a		
Hits	n/a		
Runs	n/a		
Earned Runs	n/a		
Walks	n/a		
Strikeouts	n/a		



#31 RYAN PARTRIDGE

Career Bests

IP	1.0	3x, last vs. Michigan State	5/1/21
Longest Start	n/a		
Longest Relief	1.0	3x, last vs. Michigan State	5/1/21
Hits	0	4x, last vs. Northeastern	2/20/22
Runs	0	7x, last vs. Northeastern	2/20/22
Earned Runs	0	8x, last vs. Northeastern	2/20/22
Walks	0	5x, last vs. Northeastern	2/20/22
Strikeouts	2	vs. Princeton	2/28/20



#25 CHASE RENNER

Career Bests

IP	1.0	vs. LIU	2/19/22
Longest Start	n/a		
Longest Relief	1.0	vs. LIU	2/19/22
Hits	1	vs. LIU	2/19/22
Runs	2	vs. LIU	2/19/22
Earned Runs	2	vs. LIU	2/19/22
Walks	3	vs. LIU	2/19/22
Strikeouts	1	vs. LIU	2/19/22

PITCHING CAREER BESTS



#11 CHAD ROGERS

Career Bests			
IP	3.0	vs. Northwestern	3/7/21
Longest Start	n/a		
Longest Relief	3.0	vs. Northwestern	3/7/21
Hits	0	at Ohio State	4/24/21
Runs	1	2x, last at Ohio State	4/24/21
Earned Runs	1	2x, last at Ohio State	4/24/21
Walks	1	vs. Northwestern	3/7/21
Strikeouts	1	2x, last vs. Monmouth	2/18/22



#20 BLAISE SCLAFANI

Career Bests			
IP	3.0*	vs. Northeastern	4/30/19
Longest Start	n/a		
Longest Relief	3.0*	vs. Northeastern	4/30/19
Hits	0	6x, last vs. Maryland	3/20/21
Runs	0*	8x, last at Delaware	3/1/20
Earned Runs	0*	9x, last at Delaware	3/1/20
Walks	0*	6x, last at LSU	3/7/20
Strikeouts	3*	3x, last vs. Canisius	2/15/20

**At UMass Lowell (2020-21)*



#36 TYLER SHINGLEDECKER

Career Bests			
IP	4.1	2x, last vs. Youngstown State	4/9/19
Longest Start	4.1	vs. Youngstown State	4/9/19
Longest Relief	4.1	vs. Binghamton	3/26/19
Hits	0	19x, last vs. Maine	2/26/22
Runs	0	19x, last vs. Maine	2/26/22
Earned Runs	0	24x, last vs. Maine	2/26/22
Walks	0	12x, last vs. Maine	2/26/22
Strikeouts	9	vs. Northwestern	3/5/21



#30 ANTHONY STEELE

Career Bests			
IP	0.1	vs. Northeastern	2/20/22
Longest Start	n/a		
Longest Relief	0.1	vs. Northeastern	2/20/22
Hits	3	vs. Northeastern	2/20/22
Runs	2	vs. Northeastern	2/20/22
Earned Runs	1	vs. Northeastern	2/20/22
Walks	0	vs. Northeastern	2/20/22
Strikeouts	1	vs. Northeastern	2/20/22



#12 KELLAN TULIO

Career Bests			
IP	6.0	vs. Maine	2/26/22
Longest Start	6.0	vs. Maine	2/26/22
Longest Relief	1.1*	at Cincinnati	3/30/21
Hits	0*	4x, last at Cincinnati	3/30/21
Runs	0*	5x, last at Cincinnati	3/30/21
Earned Runs	0*	5x, last at Cincinnati	3/30/21
Walks	0*	3x, last vs. Wake Forest	4/3/21
Strikeouts	5	vs. Maine	2/26/22

**At Louisville (2020-21)*

CAREER STATS

#3 COLE BARTELS IF/OF R/R GR. 6-3/195 BELMONT, MASS.

Year	Avg	GP-GS	AB	R	H	2B	3B	HR	RBI	TB	SLG%	BB	HBP	SO	GDP	OB%	SF	SH	SB-ATT	PO	A	E	FLD%
2018	.000	17-3	0	0	0	0	0	0	0	0	.000	0	0	0	0	.000	0	0	0-0	0	1	0	1.000
2019	.000	7-3	0	0	0	0	0	0	0	0	.000	0	0	0	0	.000	0	0	0-0	1	1	1	.667
2020	.273	8-7	22	8	6	2	0	0	3	8	.364	7	1	4	0	.452	1	0	1-1	53	1	0	1.000
2021	.245	35-26	98	13	24	4	1	1	13	33	.337	13	1	21	4	.333	2	1	3-3	141	11	2	.987
2022	.259	7-7	27	5	7	1	0	0	2	8	.296	3	1	4	0	.355	0	0	1-2	18	0	0	1.000
TOTAL	.252	74-46	147	26	37	7	1	1	18	49	.333	23	3	29	4	.358	3	1	5-6	213	16	3	.987

#46 NOAH BURKE OF L/R FR. 6-0/192 PITTSBURGH, PA.

Year	Avg	GP-GS	AB	R	H	2B	3B	HR	RBI	TB	SLG%	BB	HBP	SO	GDP	OB%	SF	SH	SB-ATT	PO	A	E	FLD%
2022	.000	1-0	1	0	0	0	0	0	0	0	.000	0	1	1	0	.500	0	0	0-0	0	0	0	.000
TOTAL	.000	1-0	1	0	0	0	0	0	0	0	.000	0	1	1	0	.500	0	0	0-0	0	0	0	.000

#19 DEREK CEASE IF/P R/R FR. 5-8/150 PLYMOUTH, PA.

Year	Avg	GP-GS	AB	R	H	2B	3B	HR	RBI	TB	SLG%	BB	HBP	SO	GDP	OB%	SF	SH	SB-ATT	PO	A	E	FLD%
2022	.000	3-0	2	0	0	0	0	0	0	0	.000	1	0	1	0	.333	0	0	0-0	2	4	0	1.000
TOTAL	.000	3-0	2	0	0	0	0	0	0	0	.000	1	0	1	0	.333	0	0	0-0	2	4	0	1.000

Year	ERA	W-L	APP	GS	CG	SHO	SV	IP	H	R	ER	BB	SO	2B	3B	HR	BF	BAA	WP	HBP	BK	SFA	SHA
2022	0.00	0-0	1	0	0	0/0	0	1.0	1	1	0	3	1	0	0	0	7	.250	0	0	0	0	0
TOTAL	0.00	0-0	1	0	0	0/0	0	1.0	1	1	0	3	1	0	0	0	7	.250	0	0	0	0	0

#23 JAKE COOPER IF R/R FR. 5-9/195 STATE COLLEGE, PA.

Year	Avg	GP-GS	AB	R	H	2B	3B	HR	RBI	TB	SLG%	BB	HBP	SO	GDP	OB%	SF	SH	SB-ATT	PO	A	E	FLD%
2022	.000	2-2	4	0	0	0	0	0	0	0	.000	0	0	2	0	.000	0	0	0-0	0	7	0	1.000
TOTAL	.000	2-2	4	0	0	0	0	0	0	0	.000	0	0	2	0	.000	0	0	0-0	0	7	0	1.000

#4 TYSON COOPER C/IF S/R R-SO. 5-9/200 STATE COLLEGE, PA.

Year	Avg	GP-GS	AB	R	H	2B	3B	HR	RBI	TB	SLG%	BB	HBP	SO	GDP	OB%	SF	SH	SB-ATT	PO	A	E	FLD%
2021	.111	11-3	18	2	2	1	0	0	2	3	.167	6	0	8	0	.333	0	0	1-1	16	1	0	1.000
2022	-	-	-	-	-	-	-	-	-	-	-	-	-	-	-	-	-	-	-	-	-	-	-
TOTAL	.111	11-3	18	2	2	1	0	0	2	3	.167	6	0	0	0	.333	0	0	1-1	16	1	0	1.000

#8 PATRICK DEMARCO RHP R/R FR. 6-1/200 LOS ANGELES, CALIF.

Year	ERA	W-L	APP	GS	CG	SHO	SV	IP	H	R	ER	BB	SO	2B	3B	HR	BF	BAA	WP	HBP	BK	SFA	SHA
2022	-	-	-	-	-	-	-	-	-	-	-	-	-	-	-	-	-	-	-	-	-	-	-
TOTAL	-	-	-	-	-	-	-	-	-	-	-	-	-	-	-	-	-	-	-	-	-	-	-

#49 BEN DEMELL IF/P L/R FR. 6-5/205 CONCORD, OHIO

Year	Avg	GP-GS	AB	R	H	2B	3B	HR	RBI	TB	SLG%	BB	HBP	SO	GDP	OB%	SF	SH	SB-ATT	PO	A	E	FLD%
2022	-	-	-	-	-	-	-	-	-	-	-	-	-	-	-	-	-	-	-	-	-	-	-
TOTAL	-	-	-	-	-	-	-	-	-	-	-	-	-	-	-	-	-	-	-	-	-	-	-

Year	ERA	W-L	APP	GS	CG	SHO	SV	IP	H	R	ER	BB	SO	2B	3B	HR	BF	BAA	WP	HBP	BK	SFA	SHA
2022	0.00	0-0	1	0	0	0/0	0	1.2	0	0	0	0	0	0	0	0	0	.000	0	0	0	0	0
TOTAL	0.00	0-0	1	0	0	0/0	0	1.2	0	0	0	0	0	0	0	0	0	.000	0	0	0	0	0

#5 CARSON ERTTER OF L/L JR. 5-10/175 EBENSBURG, PA.

Year	Avg	GP-GS	AB	R	H	2B	3B	HR	RBI	TB	SLG%	BB	HBP	SO	GDP	OB%	SF	SH	SB-ATT	PO	A	E	FLD%
2020	.000	3-0	2	0	0	0	0	0	0	0	.000	0	1	0	0	.333	0	0	0-0	1	0	0	1.000
2021	.000	1-0	1	0	0	0	0	0	1	0	.000	1	0	0	0	.500	0	0	0-0	0	0	0	.000
2022	-	-	-	-	-	-	-	-	-	-	-	-	-	-	-	-	-	-	-	-	-	-	-
TOTAL	.000	4-0	3	0	0	0	0	0	1	0	.000	1	1	0	0	.400	0	0	0-0	1	0	0	1.000

CAREER STATS

#44 DEVIN FLETCHER RHP R/R FR. 6-8/215 BETHLEHEM, PA.

Year	ERA	W-L	APP	GS	CG	SHO	SV	IP	H	R	ER	BB	SO	2B	3B	HR	BF	BAA	WP	HBP	BK	SFA	SHA
2022	-	-	-	-	-	-	-	-	-	-	-	-	-	-	-	-	-	-	-	-	-	-	-
TOTAL	-	-	-	-	-	-	-	-	-	-	-	-	-	-	-	-	-	-	-	-	-	-	-

#10 TANNER FOLDS LHP R/L FR. 6-1/195 CALHOUN, GA.

Year	ERA	W-L	App	GS	CG	SHO	SV	IP	H	R	ER	BB	SO	2B	3B	HR	BF	B/Avg	WP	HBP	BK	SFA	SHA
2022	13.50	0-0	2	0	0	0/0	0	1.1	1	3	2	1	2	0	0	0	7	.167	1	0	0	0	0
TOTAL	13.50	0-0	2	0	0	0/0	0	1.1	1	3	2	1	2	0	0	0	7	.167	1	0	0	0	0

#15 BRENDEN FRANKS IF/P R/R JR. 6-3/205 STATE COLLEGE, PA.

Year	Avg	GP-GS	AB	R	H	2B	3B	HR	RBI	TB	SLG%	BB	HBP	SO	GDP	OB%	SF	SH	SB-ATT	PO	A	E	FLD%
2020	.667	4-0	3	1	2	0	0	0	0	2	.667	0	0	1	0	.667	0	0	0-0	2	0	0	1.000
2021	.000	4-0	3	1	0	0	0	0	0	0	.000	0	1	2	0	.250	0	0	0-0	4	0	0	1.000
2022	.000	1-0	0	0	0	0	0	0	0	0	.000	1	0	0	0	1.000	0	0	0-0	0	0	0	1.000
TOTAL	.333	9-0	6	2	2	0	0	0	0	2	.333	1	1	3	0	.500	0	0	0-0	6	0	0	1.000
Year	Avg	GP-GS	AB	R	H	2B	3B	HR	RBI	TB	SLG%	BB	HBP	SO	GDP	OB%	SF	SH	SB-ATT	PO	A	E	FLD%
2020	-	-	-	-	-	-	-	-	-	-	-	-	-	-	-	-	-	-	-	-	-	-	-
2021	-	-	-	-	-	-	-	-	-	-	-	-	-	-	-	-	-	-	-	-	-	-	-
2022	-	-	-	-	-	-	-	-	-	-	-	-	-	-	-	-	-	-	-	-	-	-	-
TOTAL	-	-	-	-	-	-	-	-	-	-	-	-	-	-	-	-	-	-	-	-	-	-	-

#28 HUTCH GAGNON LHP L/L SR. 6-3/220 DOWNINGTOWN, PA.

Year	ERA	W-L	App	GS	CG	SHO	SV	IP	H	R	ER	BB	SO	2B	3B	HR	BF	B/Avg	WP	HBP	BK	SFA	SHA
2019	5.59	0-1	18	0	0	0/0	0	19.1	21	12	12	11	21	4	1	2	93	.273	3	3	0	0	2
2020	3.21	1-0	4	2	0	0/0	0	14.0	15	5	5	6	17	4	1	0	62	.268	0	0	0	0	0
2021	6.75	0-1	11	0	0	0/0	0	12.0	18	10	9	4	13	3	1	1	64	.327	2	3	0	1	1
2022	-	-	-	-	-	-	-	-	-	-	-	-	-	-	-	-	-	-	-	-	-	-	-
TOTAL	5.16	1-2	33	2	0	0/0	0	45.1	54	27	26	21	51	11	3	3	219	.287	5	6	0	1	3

#35 BILLY GERLOTT OF/IF R/R SO. 6-1/195 AUBURN, PA.

Year	Avg	GP-GS	AB	R	H	2B	3B	HR	RBI	TB	SLG%	BB	HBP	SO	GDP	OB%	SF	SH	SB-ATT	PO	A	E	FLD%
2021	-	-	-	-	-	-	-	-	-	-	-	-	-	-	-	-	-	-	-	-	-	-	-
2022	.280	7-7	25	2	7	2	0	0	5	9	.360	3	1	10	1	.379	0	0	1-1	10	0	0	1.000
TOTAL	.280	7-7	25	2	7	2	0	0	5	9	.360	3	1	10	1	.379	0	0	1-1	10	0	0	1.000

#17 SENECA GREGORY RHP R/R FR. 6-4/225 STAFFORD, VA.

Year	ERA	W-L	APP	GS	CG	SHO	SV	IP	H	R	ER	BB	SO	2B	3B	HR	BF	BAA	WP	HBP	BK	SFA	SHA
2022	-	-	-	-	-	-	-	-	-	-	-	-	-	-	-	-	-	-	-	-	-	-	-
TOTAL	-	-	-	-	-	-	-	-	-	-	-	-	-	-	-	-	-	-	-	-	-	-	-

#2 KYLE HANNON IF/OF L/R SO. 5-10/194 HARRISBURG, PA.

Year	Avg	GP-GS	AB	R	H	2B	3B	HR	RBI	TB	SLG%	BB	HBP	SO	GDP	OB%	SF	SH	SB-ATT	PO	A	E	FLD%
2021	.133	12-9	30	3	4	1	1	0	1	7	.233	2	0	12	0	.188	0	1	0-0	15	0	0	1.000
2022	.231	7-7	26	3	6	2	0	0	5	8	.308	3	0	7	1	.310	0	0	1-1	10	14	3	.889
TOTAL	.179	19-16	56	6	10	3	1	0	6	15	.268	5	0	19	1	.246	0	1	1-1	25	14	3	.929

#1 JAY HARRY IF L/R SO. 6-0/195 METUCHEN, N.J.

Year	Avg	GP-GS	AB	R	H	2B	3B	HR	RBI	TB	SLG%	BB	HBP	SO	GDP	OB%	SF	SH	SB-ATT	PO	A	E	FLD%
2021	.268	42-42	142	22	38	10	0	1	18	51	.359	12	4	25	2	.335	3	0	1-1	58	101	11	.935
2022	.379	7-7	29	6	11	0	0	1	4	14	.483	3	0	2	0	.438	0	0	1-1	6	25	1	.969
TOTAL	.287	49-49	171	28	49	10	0	2	22	65	.380	15	4	27	2	.352	3	0	2-2	64	126	12	.941

CAREER STATS

#24 JADEN HENLINE RHP L/R SO. 6-2/195 NEW CUMBERLAND, PA.

Year	ERA	W-L	App	GS	CG	SHO	SV	IP	H	R	ER	BB	SO	2B	3B	HR	BF	B/Avg	WP	HBP	BK	SFA	SHA
2021	3.72	0-1	9	3	0	0/0	0	19.1	17	8	8	8	22	2	0	2	86	.230	1	3	0	0	1
2022	3.86	0-1	2	0	0	0/0	1	7.0	6	6	3	3	8	0	1	0	30	.222	1	0	0	0	0
TOTAL	3.76	0-2	11	3	0	0/0	1	26.1	23	14	11	11	30	2	1	2	116	.228	2	3	0	0	1

#40 BEN KAILHER IF R/R JR. 5-8/160 RUMFORD, R.I.

Year	Avg	GP-GS	AB	R	H	2B	3B	HR	RBI	TB	SLG%	BB	HBP	SO	GDP	OB%	SF	SH	SB-ATT	PO	A	E	FLD%
2020	.222	9-6	18	4	4	1	2	0	4	9	.500	2	2	6	2	.333	2	0	2-2	3	9	2	.857
2021	.143	11-0	7	3	1	0	0	0	0	1	.143	0	0	2	0	.143	0	0	1-1	0	2	0	1.000
2022	.500	3-0	2	0	1	0	0	0	0	1	.500	2	0	0	0	.750	0	0	0-0	0	1	0	1.000
TOTAL	.222	23-6	27	7	6	1	2	0	4	11	.407	3	4	8	2	.343	2	0	3-3	3	12	2	.882

#13 TAYVEN KELLEY OF R/R JR. 6-3/200 BOILING SPRINGS, PA.

Year	Avg	GP-GS	AB	R	H	2B	3B	HR	RBI	TB	SLG%	BB	HBP	SO	GDP	OB%	SF	SH	SB-ATT	PO	A	E	FLD%
2020	.188	9-4	16	4	3	2	0	0	1	5	.313	3	1	8	0	.350	0	0	0-0	10	0	0	1.000
2021	.238	28-27	101	8	24	8	2	1	9	39	.386	10	1	37	2	.313	0	3	0-2	53	1	4	.931
2022	.185	7-7	26	3	6	0	0	0	3	5	.308	1	1	7	1	.241	0	0	0-1	12	0	0	1.000
TOTAL	.222	44-38	144	14	32	10	2	1	13	49	.340	14	3	52	3	.304	0	3	0-3	75	1	4	.950

#29 CARSON KOHLS RHP R/R SO. 6-0/195 SACRAMENTO, CALIF.

Year	ERA	W-L	App	GS	CG	SHO	SV	IP	H	R	ER	BB	SO	2B	3B	HR	BF	B/Avg	WP	HBP	BK	SFA	SHA
2021	3.18	0-0	5	0	0	0/0	0	5.2	7	3	2	2	4	1	1	1	27	.304	1	2	0	0	0
2022	9.00	0-0	2	0	0	0/0	0	1.0	1	1	1	2	0	0	0	0	7	.250	0	1	0	0	0
TOTAL	4.05	0-0	7	0	0	0/0	0	6.2	8	4	3	4	4	1	1	1	34	.304	1	3	0	0	0

#33 TRAVIS LUENSMANN RHP R/R SO. 6-6/234 ALTOONA, PA.

Year	ERA	W-L	App	GS	CG	SHO	SV	IP	H	R	ER	BB	SO	2B	3B	HR	BF	B/Avg	WP	HBP	BK	SFA	SHA
2021*	15.43	0-1	4	0	0	0/0	0	2.1	4	6	4	1	2	2	0	0	12	.333	0	0	1	0	0
2022	4.35	0-1	2	2	0	0/0	0	10.1	10	6	5	5	15	0	1	2	46	.250	0	0	0	0	1
TOTAL	6.64	0-2	6	2	0	0/0	0	12.2	14	12	9	6	17	2	0	2	58	.269	0	0	1	0	1

*At South Carolina

#18 MASON MELLOTT RHP R/R GR. 6-0/205 STATE COLLEGE, PA.

Year	ERA	W-L	APP	GS	CG	SHO	SV	IP	H	R	ER	BB	SO	2B	3B	HR	BF	BAA	WP	HBP	BK	SFA	SHA
2018	3.18	0-1	24	0	0	0/0	4	34.0	38	16	12	14	28	4	1	0	155	.295	4	5	2	3	4
2019	2.43	6-3	21	0	0	0/2	5	63.0	59	25	17	14	52	10	2	1	270	.244	3	6	0	1	6
2020	2.25	2-1	5	0	0	0/0	0	8.0	8	3	2	1	6	1	1	0	35	.258	0	0	0	0	3
2021	4.60	2-2	17	0	0	0/0	4	31.1	32	20	16	18	33	2	1	1	149	.264	4	8	1	0	2
2022	5.40	0-0	2	1	0	0/0	1	5.0	5	3	3	4	3	2	0	0	23	.263	0	0	0	0	0
TOTAL	3.18	10-6	69	1	0	0/2	14	141.1	142	67	50	51	122	19	5	2	632	.262	11	19	3	4	15

#21 STEVEN MILLER RHP R/R SR. 6-1/190 PITTSBURGH, PA.

Year	ERA	W-L	App	GS	CG	SHO	SV	IP	H	R	ER	BB	SO	2B	3B	HR	BF	B/Avg	WP	HBP	BK	SFA	SHA
2019	3.86	0-0	3	0	0	0/0	0	2.1	4	1	1	1	1	3	0	0	12	.364	1	0	0	0	0
2020	2.70	0-0	3	0	0	0/1	0	3.1	2	1	1	1	6	1	0	0	13	.167	0	0	0	0	0
2021	3.29	0-1	12	0	0	0/2	2	13.2	12	8	5	7	17	2	0	0	58	.245	2	2	0	0	0
2022	7.36	0-1	2	0	0	0/0	0	3.2	5	4	3	1	4	0	1	0	17	.313	0	0	0	0	0
TOTAL	3.91	0-2	20	0	0	0/3	2	23.0	23	14	10	10	28	6	1	0	100	.261	3	2	0	0	0

CAREER STATS

#27 TOMMY MOLSKY RHP R/R FR. 6-1/160 DILLSBURG, PA.

Year	ERA	W-L	APP	GS	CG	SHO	SV	IP	H	R	ER	BB	SO	2B	3B	HR	BF	BAA	WP	HBP	BK	SFA	SHA
2022	1.69	0-1	2	2	0	0/0	0	10.2	8	5	2	4	9	1	0	0	45	.205	0	1	0	0	1
TOTAL	1.69	0-1	2	2	0	0/0	0	10.2	8	5	2	4	9	1	0	0	45	.205	0	1	0	0	1

#37 JORDAN MORALES LHP R/L JR. 5-9/175 SOUDERTON, PA.

Year	ERA	W-L	App	GS	CG	SHO	SV	IP	H	R	ER	BB	SO	2B	3B	HR	BF	B/Avg	WP	HBP	BK	SFA	SHA
2020*	2.16	0-2	5	0	0	0/1	2	8.1	5	4	2	3	14	1	0	1	37	.167	3	1	1	1	2
2021*	6.11	2-6	16	7	1	0/0	2	45.2	60	35	31	23	49	10	2	4	226	.313	2	8	2	3	0
2022	6.00	1-0	2	0	0	0/0	0	3.0	2	2	2	3	5	0	0	0	15	.200	0	1	0	0	1
TOTAL	5.52	3-8	23	7	1	0/1	4	57.0	67	41	35	29	68	11	2	5	278	.289	5	10	3	4	3

*At LaSalle

#6 JOE NASTASI RHP R/R SO. 6-0/217 STATE COLLEGE, PA.

Year	ERA	W-L	App	GS	CG	SHO	SV	IP	H	R	ER	BB	SO	2B	3B	HR	BF	B/Avg	WP	HBP	BK	SFA	SHA
2021	-	-	-	-	-	-	-	-	-	-	-	-	-	-	-	-	-	-	-	-	-	-	-
2022	-	-	-	-	-	-	-	-	-	-	-	-	-	-	-	-	-	-	-	-	-	-	-
TOTAL	-	-	-	-	-	-	-	-	-	-	-	-	-	-	-	-	-	-	-	-	-	-	-

#34 RICHIE PALTRIDGE LHP/1B/OF L/L SO. 6-3/194 MONTGOMERY, N.Y.

Year	Avg	GP-GS	AB	R	H	2B	3B	HR	RBI	TB	SLG%	BB	HBP	SO	GDP	OB%	SF	SH	SB-ATT	PO	A	E	FLD%
2021	-	-	-	-	-	-	-	-	-	-	-	-	-	-	-	-	-	-	-	-	-	-	-
2022	-	-	-	-	-	-	-	-	-	-	-	-	-	-	-	-	-	-	-	-	-	-	-
TOTAL	-	-	-	-	-	-	-	-	-	-	-	-	-	-	-	-	-	-	-	-	-	-	-

Year	ERA	W-L	APP	GS	CG	SHO	SV	IP	H	R	ER	BB	SO	2B	3B	HR	BF	BAA	WP	HBP	BK	SFA	SHA
2021	-	-	-	-	-	-	-	-	-	-	-	-	-	-	-	-	-	-	-	-	-	-	-
2022	-	-	-	-	-	-	-	-	-	-	-	-	-	-	-	-	-	-	-	-	-	-	-
TOTAL	-	-	-	-	-	-	-	-	-	-	-	-	-	-	-	-	-	-	-	-	-	-	-

#31 RYAN PARTRIDGE LHP R/L JR. 6-3/215 WEXFORD, PA.

Year	ERA	W-L	APP	GS	CG	SHO	SV	IP	H	R	ER	BB	SO	2B	3B	HR	BF	B/Avg	WP	HBP	BK	SFA	SHA
2020	0.00	0-0	2	0	0	0/0	0	2.0	1	0	0	0	2	0	0	0	6	.167	0	0	0	0	0
2021	0.00	0-0	5	0	0	0/0	0	2.2	4	2	0	3	4	1	0	0	16	.333	0	0	0	1	0
2022	40.50	0-0	2	0	0	0/0	0	0.2	2	3	3	1	0	0	0	0	5	.500	0	0	0	0	0
TOTAL	5.06	0-0	9	0	0	0/0	0	5.1	7	5	3	4	6	1	0	0	27	.318	0	0	0	1	0

#22 JOHNNY PIACENTINO OF R/R JR. 5-11/185 CHERRY HILL, N.J.

Year	Avg	GP-GS	AB	R	H	2B	3B	HR	RBI	TB	SLG%	BB	HBP	SO	GDP	OB%	SF	SH	SB-ATT	PO	A	E	FLD%
2020	.400	13-10	35	11	14	4	0	2	11	24	.686	10	0	4	0	.511	2	0	4-4	27	0	0	1.000
2021	.284	42-42	162	30	46	15	0	8	32	85	.525	17	0	40	4	.350	1	1	0-2	83	0	3	.965
2022	.125	3-3	8	1	1	0	0	0	0	1	.125	2	0	3	1	.300	0	1	0-0	3	0	0	1.000
TOTAL	.298	58-55	205	42	61	19	0	10	43	110	.537	29	0	47	5	.380	3	2	4-6	113	0	3	.974

#7 C.J. PITTARO IF L/R SO. 6-1/195 HAMILTON, N.J.

Year	Avg	GP-GS	AB	R	H	2B	3B	HR	RBI	TB	SLG%	BB	HBP	SO	GDP	OB%	SF	SH	SB-ATT	PO	A	E	FLD%
2021*	.333	5-0	3	0	1	0	0	0	3	1	.333	0	0	0	0	.333	0	0	0-0	0	1	0	1.000
2022	.125	5-5	16	4	2	0	0	0	0	2	.125	3	0	6	0	.263	0	0	0-0	5	7	1	.923
TOTAL	.158	9-4	19	4	3	0	0	0	3	3	.158	3	0	6	0	.273	0	0	0-0	5	8	1	.929

*At Vanderbilt

CAREER STATS

#25 CHASE RENNER RHP R/R FR. 6-4/190 ALBURTIS, PA.

Year	ERA	W-L	APP	GS	CG	SHO	SV	IP	H	R	ER	BB	SO	2B	3B	HR	BF	BAA	WP	HBP	BK	SFA	SHA
2022	18.00	0-0	1	0	0	0/0	0	1.0	1	2	2	3	1	1	0	0	7	.250	1	0	0	0	0
TOTAL	18.00	0-0	1	0	0	0/0	0	1.0	1	2	2	3	1	1	0	0	7	.250	1	0	0	0	0

#11 CHAD ROGERS RHP R/R SO. 6-5/220 MENTOR, OHIO

Year	ERA	W-L	App	GS	CG	SHO	SV	IP	H	R	ER	BB	SO	2B	3B	HR	BF	B/Avg	WP	HBP	BK	SFA	SHA
2021	13.50	1-0	3	0	0	0/0	0	4.0	8	6	6	7	1	2	0	0	25	.471	0	0	1	1	0
2022	10.80	0-0	1	0	0	0/0	0	1.2	4	2	2	2	1	0	0	0	11	.571	0	0	0	2	0
TOTAL	12.71	1-0	4	0	0	0/0	0	5.2	12	8	8	9	2	2	0	0	36	.500	0	0	1	3	0

#20 BLAISE SCLAFANI RHP R/R SR. 6-6/200 SOUDERTON, PA.

Year	ERA	W-L	App	GS	CG	SHO	SV	IP	H	R	ER	BB	SO	2B	3B	HR	BF	B/Avg	WP	HBP	BK	SFA	SHA
2019*	4.42	1-0	12	0	0	0/0	0	18.1	12	11	9	19	14	2	0	1	60	.200	2	6	0	3	0
2020*	4.76	0-0	4	0	0	0/0	0	5.2	5	4	3	2	5	0	0	0	20	.250	3	2	0	0	0
2021	18.00	0-0	2	0	0	0/0	0	1.0	2	2	2	4	1	0	0	0	10	.500	2	1	0	1	0
2022	-	-	-	-	-	-	-	-	-	-	-	-	-	-	-	-	-	-	-	-	-	-	-
TOTAL	5.04	1-0	18	0	0	0/0	0	25.0	19	17	14	25	20	2	0	0	90	.211	7	9	0	4	0

#36 TYLER SHINGLEDECKER LHP R/L SR. 6-3/185 HUNTERVILLE, N.C.

Year	ERA	W-L	App	GS	CG	SHO	SV	IP	H	R	ER	BB	SO	2B	3B	HR	BF	B/Avg	WP	HBP	BK	SFA	SHA
2019	4.43	1-1	19	2	0	0/1	1	40.2	31	27	20	27	44	8	1	3	185	.207	4	6	0	1	1
2020	0.64	0-0	5	0	0	0/0	0	14.0	3	1	1	2	20	1	0	0	49	.067	1	1	0	0	1
2021	6.00	2-2	16	1	0	0/1	1	27.0	20	21	18	16	38	3	3	2	123	.196	3	4	0	1	0
2022	0.00	1-0	3	0	0	0/0	0	3.2	2	1	0	1	5	0	0	0	14	.154	0	0	0	0	0
TOTAL	4.16	4-3	43	3	0	0/2	2	84.1	56	50	39	46	109	12	4	5	371	.181	8	11	0	2	2

#41 JOSH SPIEGEL C/1B R/R R-JR. 6-3/206 JEANNETTE, PA.

Year	Avg	GP-GS	AB	R	H	2B	3B	HR	RBI	TB	SLG%	BB	HBP	SO	GDP	OB%	SF	SH	SB-ATT	PO	A	E	FLD%	
2019*																								
2020*	.500	3-0	4	0	2	0	0	0	1	2	.500	0	0	1	0	.500	0	0	0-0	7	0	0	1.000	
2021	.261	38-38	134	19	35	10	1	4	22	59	.440	10	2	43	3	.320	1	2	1-1	134	12	4	.973	
2022	.259	7-7	27	3	7	4	0	0	4	11	.533	2	0	6	1	.412	1	0	0-0	64	2	4	.946	
TOTAL	.267	48-45	165	22	44	14	1	4	27	72	.436	12	2	50	4	.320	2	2	1-1	205	14	8	.965	

#30 ANTHONY STEELE LHP/1B/OF L/L FR. 6-4/225 SHELTON, CONN.

Year	ERA	W-L	APP	GS	CG	SHO	SV	IP	H	R	ER	BB	SO	2B	3B	HR	BF	BAA	WP	HBP	BK	SFA	SHA
2022	27.00	0-0	1	0	0	0/0	0	0.1	3	2	1	0	1	0	1	0	6	.600	0	1	0	0	0
TOTAL	27.00	0-0	1	0	0	0/0	0	0.1	3	2	1	0	1	0	1	0	6	.600	0	1	0	0	0

Year	Avg	GP-GS	AB	R	H	2B	3B	HR	RBI	TB	SLG%	BB	HBP	SO	GDP	OB%	SF	SH	SB-ATT	PO	A	E	FLD%
2022	.375	5-4	16	2	6	0	1	0	3	8	.500	1	0	6	0	.412	0	0	1-1	8	0	1	.889
TOTAL	.375	5-4	16	2	6	0	1	0	3	8	.500	1	0	6	0	.412	0	0	1-1	8	0	1	.889

CAREER STATS

#9 CONNOR THRONEBERRY RHP/IF R/R FR. 6-6/230 ST. LOUIS, MO.

Year	ERA	W-L	APP	GS	CG	SHO	SV	IP	H	R	ER	BB	SO	2B	3B	HR	BF	BAA	WP	HBP	BK	SFA	SHA
2022	-	-	-	-	-	-	-	-	-	-	-	-	-	-	-	-	-	-	-	-	-	-	-
TOTAL	-	-	-	-	-	-	-	-	-	-	-	-	-	-	-	-	-	-	-	-	-	-	-

Year	Avg	GP-GS	AB	R	H	2B	3B	HR	RBI	TB	SLG%	BB	HBP	SO	GDP	OB%	SF	SH	SB-ATT	PO	A	E	FLD%
2022	.000	1-0	1	0	0	0	0	0	0	0	.000	0	0	1	0	.000	0	0	0-0	3	0	0	1.000
TOTAL	.000	1-0	1	0	0	0	0	0	0	0	.000	0	0	1	0	.000	0	0	0-0	3	0	0	1.000

#12 KELLAN TULIO LHP L/L JR. 6-2/215 EMMAUS, PA.

Year	ERA	W-L	App	GS	CG	SHO	SV	IP	H	R	ER	BB	SO	2B	3B	HR	BF	B/Avg	WP	HBP	BK	SFA	SHA
2020*	6.75	0-0	4	0	0	0/0	0	2.2	4	2	2	2	2	0	0	0	13	.364	0	0	1	0	0
2021*	15.43	0-0	4	0	0	0/0	0	2.1	3	4	4	3	1	0	0	0	14	.300	1	1	0	0	0
2022	1.64	1-0	2	2	0	0/0	0	11.0	8	2	2	3	9	2	0	0	44	.205	1	1	0	0	1
TOTAL	4.50	1-0	10	2	0	0/0	0	16.0	15	8	8	8	12	2	0	0	71	.250	2	2	0	0	1

*At Louisville

#14 MATT WOOD C L/R JR. 5-10/190 GIBSONIA, PA.

Year	Avg	GP-GS	AB	R	H	2B	3B	HR	RBI	TB	SLG%	BB	HBP	SO	GDP	OB%	SF	SH	SB-ATT	PO	A	E	FLD%
2020	.314	14-13	51	4	16	1	0	0	5	17	.333	7	1	12	2	.407	0	0	1-1	78	4	2	.976
2021	.295	39-39	139	22	41	10	1	4	21	65	.468	19	3	25	3	.384	3	1	1-5	218	14	4	.983
2022	.458	7-7	24	12	11	2	0	3	9	22	.917	6	1	3	1	.581	0	0	0-0	48	1	1	.980
TOTAL	.327	60-59	214	38	70	13	1	7	35	104	.495	32	5	40	6	.421	3	1	2-6	344	19	7	.981

HEAD COACH ROB COOPER



**ROB
COOPER**
MIAMI (FLA.), 1994
OVERALL: 436-450 (17TH YR)
PSU: 150-220 (9TH YR)

Head Coach

The 2022 baseball season is Rob Cooper's ninth as head coach of the Nittany Lion baseball program. Cooper was selected as the 14th head baseball coach in Penn State history on August 9, 2013. Not shy about stating his ultimate goal of returning Penn State to Omaha in June, the Lions have made significant strides under his leadership.

Under his tutelage, 11 players have been drafted and 12 total have signed with MLB teams in the last four seasons with a full draft. However, his strong belief in the first part of the term "student-athlete" is perhaps the top reason he has proven to be an excellent fit at Penn State. Even with state-of-the-art facilities, the chance to take on elite competition and a program history that includes five trips to the College World Series, Cooper cites the value of a Penn State degree as one of the top reasons to play baseball at Penn State.

The Nittany Lions finished the 2021 season with an 18-24 record, playing against exclusively Big Ten opponents. The wins included a 3-2 victory over No. 18 Michigan on March 26 and a series sweep over Michigan State in which Penn State out-scored the Spartans, 39-13. The Nittany Lions also won two series against Rutgers. Penn State scored 10 or more runs in six games, Penn State's most against Big Ten opponents since 2008 (8) and the most in a season since 2016.

Penn State led the Big Ten in doubles (93) and doubles per game (2.21), ranking 10th in the country in doubles per game. The Nittany Lions sat third in the conference in batting average (.269). Penn State hit 34 home runs, its most since 2012, and had five players with four or more homers.

Sophomore Matt Wood collected Second Team All-Big Ten honors, batting .295 with four homers and 21 RBI. Wood became the fifth All-Big Ten selection under Cooper. Senior Gavin Homer led the Nittany Lions with a .310 batting average, a .429 on-base percentage and tied with Johnny Piacentino for the team-lead in runs (30). Junior Justin Williams hit .302 and paced Penn State with 48 hits. Piacentino led the squad with eight homers and 32 RBI to go with a team-best .525 slugging percentage.

Senior Kyle Virbitsky paced the Penn State rotation with a 4.17 ERA, five wins, 77.2 innings pitched and 88 strikeouts. Virbitsky ranked seventh in the Big Ten in strikeouts and third in strikeout-to-walk ratio (4.40). His 88 strikeouts are tied for the 10th-most in a season at Penn State. Senior Conor Larkin earned three wins and 69 strikeouts in 63.2 innings and fellow senior Bailey Dees was responsible for four wins and 53 strikeouts in 66 innings.

The Nittany Lions continued their success in the classroom with a program-record 19 players earning Academic All-Big Ten accolades.

Penn State had four players drafted from the 2021 squad. Larkin was selected in the ninth round (272nd overall) by the Toronto Blue Jays. Williams was a 17th round selection (508th overall) by the Houston Astros and Kyle Virbitsky followed, being selected 518th overall by the Oakland A's. Bailey Dees was drafted in the 18th round (543rd overall) by the New York Yankees. All three members of the starting rotation were drafted, making Penn State one of only four schools to accomplish that in 2021.

It marked the third time in program history that Penn State had four or more players selected in a single year and the second time that Penn State had three pitchers selected in a draft. The Nittany Lions have had eight pitchers drafted since 2016. The four selections were double of any other Pennsylvania school and three of the draftees are Pennsylvania natives.

Penn State was off to a 10-5 start in 2020 before the COVID-19 pandemic canceled the remainder of the season. Penn State was among the conference leaders offensively, ranking second in on-base percentage (.394), slugging (.422), triples (7), doubles (30), third in batting average (.289) and walks (77), and fourth in scoring (6.7 runs/game) and runs (100). On the mound, Penn State ranked sixth in the NCAA with a 1.01 WHIP and also eighth with a 2.16 team ERA. The Nittany Lions also ranked 15th with 6.33 hits allowed per nine innings and 18th with a 3.63 strikeout-to-walk ratio.

Penn State baseball's trip to Cuba prior to the 2016 season is perhaps the best example of Cooper's commitment to the first part of the "student-athlete" term. The Nittany Lions attended academic lectures and toured Havana, becoming the first NCAA Division I team to compete against a Cuban National Series team, the first U.S. team at any level to defeat a Cuban National Series team, the first U.S. baseball team to play in Cuba since restoration of diplomatic ties with Cuba, the second NCAA team to play in Cuba since restoration of diplomatic ties (Coastal Carolina men's basketball, August 2015) and the fifth NCAA Division I baseball team to compete in post-revolutionary Cuba. The harmony between academics and athletics was on full display, as multiple Penn State professors and a group of journalism students also joined the travel party.

The rare, once-in-a-lifetime experience helped bring a young Penn State team together, and the Lions went on to earn their first winning record (overall and in conference) since 2012. The starting lineup included at least three freshmen in all but six games and five to six freshmen in 19 games, and took on nine eventual NCAA tournament teams, including a three-game series at home against College World Series participant TCU. The Lions' 28 wins were a 10-win improvement over the previous season, and its 12 Big Ten wins doubled the 2015 total. Haley and Anderson were the first drafted out of Penn State since 2012, and Anderson and senior outfielder Greg Guers became the program's first All-Big Ten picks also since 2012. Pitcher Justin Hagenman became Penn State's first Louisville Slugger Freshman All-American since 1997.

Shortly after Cooper accepted the PSU head coaching position in 2014, the California native traveled to Taichung, Taiwan to serve as the head coach of USA Baseball's 18U National Team at the IBAF U18 World Cup. Cooper steered Team USA to an 8-1 record in World Cup play, including seven consecutive victories to win the gold medal.

Not long after the triumph in Taiwan, Cooper received one of the highest honors bestowed in the profession, as he was announced as the Rod Dedeaux USA Baseball Coach of the Year. With the honor, Cooper became just the 16th individual in the award's history to receive the accolade, joining the likes of Scott Brosius, Davey Johnson and Tommy Lasorda.

Cooper was also a member of the coaching staff for the 2007 and 2009 USA College National teams. The 2007 team earned a silver medal at the Pan Am Games in Rio de Janeiro, Brazil. Fourteen of the 20 players on the 2007 team reached the Major Leagues, including 2013 All-Star Pedro Alvarez. Fourteen of the 22 members of the 2009 team also reached the Major Leagues, including three-time All-Star Gerrit Cole.

Cooper brought an accomplished resume to Penn State that included three NCAA Tournament appearances as a head coach at Wright State and five more at various stops as an assistant coach, including two trips to the College World Series with Miami (Florida). Cooper was twice named the Horizon League Coach of the Year and guided Wright State to three league tournament championships and two regular-season championships after the team suffered six losing seasons in the seven years before his arrival.

Cooper began his coaching career at national power Miami, spending two seasons (1994-95) as a student/graduate assistant on the Hurricanes' staff. While at Miami, Cooper helped the Hurricanes to College World Series berths in 1994 and 1995. Cooper spent the 1996 season as an assistant and team academic coordinator at Wake Forest, then moved on to Tulane for the next two seasons, serving as the Green Wave's hitting coach. In 1997, the Green Wave won the Conference USA regular-season crown, and in 1998, they advanced to the NCAA Tournament. Cooper left Tulane following the 1998 season and returned to Sacramento City College, where he starred in the early 1990's before lettering at Miami in 1993.

Along with his college coaching experience, Cooper also was an associate scout for the Los Angeles Dodgers from 1990-92 and has been selected to four coaching stints with USA Baseball in 2000, 2007, 2009 and 2013.

Cooper earned his bachelor's degree in psychology from Miami in 1994 and a master's in sports sciences/administration from Miami in 1996. He is married to his wife, Maureen, and has two sons, Jake and Tyson, who are both current members of the Penn State baseball team.

OVERALL STATS

The Automated ScoreBook
Overall Statistics for Penn State (as of Feb 28, 2022)
(All games Sorted by Batting avg)

Record: 3-4 Home: 0-0 Away: 0-0 Neutral: 3-4 Conference: 0-0

Player	avg	gp-gs	ab	r	h	2b	3b	hr	rbi	tb	slg%	bb	hp	so	gdp	ob%	sf	sh	sb-att	po	a	e	fld%
40 Kailher, Ben	.500	3-0	2	0	1	0	0	0	0	1	.500	2	0	0	0	.750	0	0	0-1	0	1	0	1.000
14 Wood, Matt	.458	7-7	24	12	11	2	0	3	9	22	.917	6	1	3	1	.581	0	0	0-0	48	1	1	.980
1 Harry, Jay	.379	7-7	29	6	11	0	0	1	4	14	.483	3	0	2	0	.438	0	0	1-1	6	25	1	.969
30 Steele, Anthony	.375	5-4	16	2	6	0	1	0	3	8	.500	1	0	6	0	.412	0	0	1-1	8	0	1	.889
35 Gerlott, Billy	.280	7-7	25	2	7	2	0	0	5	9	.360	3	1	10	1	.379	0	0	1-1	10	0	0	1.000
41 Spiegel, Josh	.259	7-7	27	3	7	4	0	0	4	11	.407	2	0	6	1	.300	1	0	0-0	64	2	4	.943
3 Bartels, Cole	.259	7-7	27	5	7	1	0	0	2	8	.296	3	1	4	0	.355	0	0	1-2	18	0	0	1.000
2 Hannon, Kyle	.231	7-7	26	3	6	2	0	0	5	8	.308	3	0	7	1	.310	0	0	1-1	10	14	3	.889
13 Kelley, Tayven	.185	7-7	27	2	5	0	0	0	3	5	.185	1	1	7	1	.241	0	0	0-1	12	0	0	1.000
7 Pittaro, C.J.	.125	5-5	16	4	2	0	0	0	0	2	.125	3	0	6	0	.263	0	0	0-0	5	7	1	.923
22 Piacentino, Johnny	.125	3-3	8	1	1	0	0	0	0	1	.125	2	0	3	1	.300	0	1	0-0	3	0	0	1.000
23 Cooper, Jake	.000	2-2	4	0	0	0	0	0	0	0	.000	0	0	2	0	.000	0	0	0-0	0	7	0	1.000
19 Cease, Derek	.000	3-0	2	0	0	0	0	0	0	0	.000	1	0	1	0	.333	0	0	0-0	2	4	0	1.000
9 Throneberry, Connor	.000	1-0	1	0	0	0	0	0	0	0	.000	0	0	1	0	.000	0	0	0-0	3	0	0	1.000
46 Burke, Noah	.000	1-0	1	0	0	0	0	0	0	0	.000	0	1	1	0	.500	0	0	0-0	0	0	0	.000
15 Franks, Brendan	.000	1-0	0	0	0	0	0	0	0	0	.000	1	0	0	0	1.000	0	0	0-0	0	0	0	.000
Totals	.272	7	235	40	64	11	1	4	35	89	.379	31	5	59	6	.368	1	1	5-8	189	69	12	.956
Opponents	.247	7	243	43	60	6	4	2	36	80	.329	39	6	66	6	.362	2	4	6-6	182	69	7	.973

LOB - Team (51), Opp (62). DPs turned - Team (7), Opp (7). Picked off - Cease, D. 1, Kelley, T. 1.

(All games Sorted by Earned run avg)

Player	era	w-l	app	gs	cg	sho	sv	ip	h	r	er	bb	so	2b	3b	hr	b/avg	wp	hp	bk	sfa	sha
36 Shingledecker, Tyler	0.00	1-0	3	0	0	0/0	0	3.2	2	1	0	1	5	0	0	0	.154	0	0	0	0	0
49 DeMell, Ben	0.00	0-0	1	0	0	0/0	0	1.2	1	0	0	3	2	0	0	0	.167	0	1	0	0	0
19 Cease, Derek	0.00	0-0	1	0	0	0/0	0	1.0	1	1	0	3	1	0	0	0	.250	0	0	0	0	0
12 Tulio, Kellan	1.64	1-0	2	2	0	0/0	0	11.0	8	2	2	3	9	2	0	0	.205	1	1	0	0	1
27 Molsky, Tommy	1.69	0-1	2	2	0	0/0	0	10.2	8	5	2	4	9	1	0	0	.205	0	1	0	0	1
24 Henline, Jaden	3.86	0-1	2	0	0	0/0	1	7.0	6	6	3	3	8	0	1	0	.222	1	0	0	0	0
33 Luensmann, Travis	4.35	0-1	2	2	0	0/0	0	10.1	10	6	5	5	15	0	1	2	.250	0	0	0	0	1
18 Mellott, Mason	5.40	0-0	2	1	0	0/0	1	5.0	5	3	3	4	3	2	0	0	.263	0	0	0	0	0
37 Morales, Jordan	6.00	1-0	2	0	0	0/0	0	3.0	2	2	2	3	5	0	0	0	.200	0	1	0	0	1
21 Miller, Steven	7.36	0-1	2	0	0	0/0	0	3.2	5	4	3	1	4	0	1	0	.313	0	0	0	0	0
29 Kohls, Carson	9.00	0-0	2	0	0	0/0	0	1.0	1	1	1	2	0	0	0	0	.250	0	1	0	0	0
11 Rogers, Chad	10.80	0-0	1	0	0	0/0	0	1.2	4	2	2	2	1	0	0	0	.571	0	0	0	2	0
10 Folds, Tanner	13.50	0-0	2	0	0	0/0	0	1.1	1	3	2	1	2	0	0	0	.167	1	0	0	0	0
25 Renner, Chase	18.00	0-0	1	0	0	0/0	0	1.0	1	2	2	3	1	1	0	0	.250	1	0	0	0	0
30 Steele, Anthony	27.00	0-0	1	0	0	0/0	0	0.1	3	2	1	0	1	0	1	0	.600	0	1	0	0	0
31 Partridge, Ryan	40.50	0-0	2	0	0	0/0	0	0.2	2	3	3	1	0	0	0	0	.500	0	0	0	0	0
Totals	4.43	3-4	7	7	0	0/0	2	63.0	60	43	31	39	66	6	4	2	.247	4	6	0	2	4
Opponents	5.19	4-3	7	7	0	0/0	3	60.2	64	40	35	31	59	11	1	4	.272	6	5	0	1	1

PB - Team (1), Wood, M. 1, Opp (1). Pickoffs - Team (2), Miller, S. 1, Mellott, M. 1, Opp (2). SBA/ATT - Wood, M. (5-5), Tulio, K. (2-2), Steele, A. (2-2), Renner, C. (1-1), Folds, T. (1-1), Spiegel, J. (1-1).

RADIO/TV ROSTER



1 Jay Harry
IF, So.



2 Kyle Hannon
IF/OF, So.



3 Cole Bartels
OF/IF, Gr.



4 Tyson Cooper
C/IF, R-So.



5 Carson Ertter
OF, Fr.



6 Joe Nastasi
RHP, So.



7 C.J. Pittaro
IF, So.



8 Patrick DeMarco
RHP, Fr.



9 Connor Throneberry
IF/RHP, Fr.



10 Tanner Folds
LHP, Fr.



11 Chad Rogers
RHP, So.



12 Kellan Tulio
LHP, Jr.



13 Tayven Kelley
OF, Jr.



14 Matt Wood
C, Jr.



15 Brenden Franks
IF/RHP, Jr.



17 Seneca Gregory
RHP, Fr.



18 Mason Mellott
RHP, Gr.



19 Derek Cease
IF/RHP, Fr.



20 Blaise Sclafani
RHP, Fr.



21 Steven Miller
RHP, Sr.



22 Johnny Piacentino
OF, Jr.



23 Jake Cooper
IF, Fr.



24 Jaden Henline
RHP, So.



25 Chase Renner
RHP, Fr.



27 Tommy Molsky
RHP, Fr.



28 Hutch Gagnon
LHP, Sr.



29 Carson Kohls
RHP, So.



30 Anthony Steele
LHP/1B/OF, Fr.



31 Ryan Partridge
LHP, Jr.



33 Travis Luensmann
RHP, So.



34 Richie Paltridge
OF/IF, Gr.



35 Billy Gerlott
OF/IF, So.



36 Tyler Shingledecker
LHP, Sr.



37 Jordan Morales
LHP, Jr.



40 Ben Kailher
IF, Jr.



41 Josh Spiegel
C/1B, R-Jr.



44 Devin Fletcher
RHP, Fr.



46 Noah Burke
OF, Fr.



49 Ben DeMell
RHP/IF, Fr.