



2013 PENN STATE MEN'S VOLLEYBALL

Susan Bedsworth, Asst. Dir. of Athletic Communications • Work: 814-865-1757 • Cell: 814-308-2273 • Fax: 814-863-3165
29-Time EIVA Champions • 1994 & 2008 NCAA National Collegiate Champions

No. 14 Penn State Nittany Lions



Tournament Schedule

Thursday, April 25

• 5:30 p.m.

George Mason vs. Harvard

• 7:30 p.m.

Penn State vs. Princeton

Saturday, April 27

• 7 p.m.

Nittany Lion Preview

The 14th-ranked Penn State men's volleyball team won the EIVA regular season title and earned the No. 1 seed to the EIVA Championship. The Nittany Lions host No. 4 seed Princeton on Thursday, April 25 at 7:30 p.m. in the second semifinal match. No. 2 seed George Mason and No. 3 seed Harvard meet in the earlier semifinal at 5:30 p.m.

Penn State concluded regular season play with 3-0 sweeps of EIVA foes Rutgers-Newark and NJIT on April 19-20. Sophomore Aaron Russell (Ellicott City, Md.) led the Lions with 3.40 kills per set, while junior Peter Russell (Ellicott City, Md.) tallied 3.25 kills per set. Redshirt freshman Taylor Hammond (Mission Viejo, Calif.) paced the offense with 11.60 assists per set and Aaron Russell had a team-best 0.80 aces per set. Aaron Russell was also Penn State's top defensive player with 3.80 digs per set and redshirt sophomore Connor Curry (Newport Beach, Calif.) was second on the team with 1.83 digs per set. Senior Nick Turko (Lewisberry, Pa.) was a wall at the net with 1.75 blocks per set.

Against Rutgers-Newark and NJIT Penn State hit .414 and averaged 13.50 kills, 12.33 assists, 1.83 aces, 8.50 digs per set and 2.67 blocks per set.

Penn State vs. Princeton

Penn State owns a 48-2 all-time record against the Tigers. The two squads have met twice this season so far with Penn State winning both matches. The Tigers took the Lions to four sets on Feb. 23 with Penn State winning, 3-1 (25-23, 19-25, 25-22, 27-25). The Nittany Lions again defeated the Tigers on March 29 on the road, 3-1 (20-25, 25-23, 25-18, 25-20).

Scouting the Tigers

The Tigers head into the postseason with a 13-9 overall record. Princeton earned the No. 4 seed to the tournament after finishing the EIVA schedule with a 9-5 record. The Tigers won three of the last four matches, closing out the regular season with a 3-0 setback to George Mason.

Princeton boasts three All-EIVA honors, including First Team picks Cody Kessel and Pat Schwagler and Second Team honoree Michael Dye. Schwagler leads the team offensively (3.70 kps), while Davis Waddell guides the offense (10.05 aps). Tony Ensbury is Princeton's top back row player (2.05 dps) and Will Siroky leads the Tigers at the net (1.06 bps).

Penn State vs. possible opponents in the EIVA Championship

Penn State vs. Harvard

Penn State owns a 31-1 record against NJIT. The Nittany Lions split their two earlier meetings with the Crimson. On Jan. 26, Penn State edged Harvard for a 3-2 (25-23, 20-25, 25-14, 16-25, 15-6) victory in Rec Hall's South Gym. However, the Crimson swept the Lions in Cambridge, Mass. on Feb. 15, 3-0 (25-23, 25-17, 25-23).

Penn State vs. George Mason

The Nittany Lions are 92-14 all-time against the Patriots. Should the two teams meet in the EIVA Championship, it will mark the third matchup this season. Penn State hosted George Mason on Feb. 22 and earned a 3-1 (25-21, 25-20, 21-25, 25-22) victory. The Nittany Lions came away with a 3-2 (25-23, 17-25, 19-25, 27-25, 15-10) win on March 30.

2013 Schedule

January

Outrigger Invitational - Honolulu, Hawaii

10	vs. No. 5 UCLA	L, 3-2
11	at Hawaii	W, 3-2
12	vs. No. 10 Ohio State	W, 3-0
18	vs. No. 12 Lewis	W, 3-1
22	vs. Loyola-Chicago	W, 3-0
25	vs. Sacred Heart*	W, 3-0
26	vs. Harvard*	W, 3-2

February

1	vs. Pfeiffer	W, 3-0
2	vs. Mount Olive	W, 3-0
8	vs. Saint Francis*	W, 3-0
9	vs. No. 9 Ohio State	L, 3-0
15	at Harvard*	L, 3-0
16	at Sacred Heart*	W, 3-0
22	vs. George Mason*	W, 3-1
23	vs. Princeton*	W, 3-1

March

1	at Rutgers-Newark*	W, 3-0
2	at NJIT*	W, 3-0
9	at IPFW	L, 3-2
10	at Ball State	L, 3-1
16	at No. 9 Ohio State	L, 3-0
23	at Saint Francis*	W, 3-0
29	at Princeton*	W, 3-1
30	at George Mason*	W, 3-2

April

5	vs. Lees-McRae	W, 3-0
12	vs. Concordia	W, 3-1
13	at No. 4 UC Irvine	L, 3-0
19	vs. Rutgers-Newark*	W, 3-0
20	vs. NJIT*	W, 3-0
25	Princeton	7:30 p.m.
27	EIVA Championship	7 p.m.

May

2	NCAA Semifinals	Los Angeles, Calif.
4	NCAA Finals	Los Angeles, Calif.

Home matches played at Rec Hall in **bold** • All times ET and subject to change • * Indicates EIVA match



Quick Facts

The University

Location: University Park, Pa. 16802
 Founded: 1855
 Enrollment: 44,112
 Colors: Blue & White
 Nickname: Nittany Lions
 Conference: Big Ten
 President: Dr. Rodney Erickson
 Director of Athletics: Dr. Dave Joyner
 Facility (capacity): Rec Hall (5,812)

Volleyball Staff

Head Coach: Mark Pavlik (19th season)
 Alma Mater: Penn State, 1982
 Overall Record (Yrs/Pct): 454-133 (.773)
 School Record: same
 Asst. Coaches: Colin McMillan (6th season)
 Jay Hosack (4th season)
 Office Phone: (814) 863-7475 or (814) 863-7474
 Office Fax: (814) 865-1746
 Office Address: 235 Rec Hall

Season in Review

2012 Record: 23-6
 Home: 12-0 Away: 9-5
 Neutral: 2-1
 Conference record (finish): 14-0 (1st)
 Home: 7-0 Away: 7-0
 Final AVCA Ranking: No. 7
 Postseason Play: NCAA National Semifinal
 National Semifinal: lost 3-1 to No.1 UC Irvine

The History

First Year of Volleyball: 1977
 All-Time Record (Years): 934-269-9
 All-Time EIVA Record: 257-12
 EIVA Win Pct.:955
 EIVA/ECVL Championships 28
 EIVA Championship Titles 24
 NCAA Tournament Appearances 27
 NCAA National Titles 1994 & 2008

2013 Penn State Roster

No.	Name	Yr.	Pos.	Ht.	Hometown/High School
1	Taylor Hammond	RS-Fr.	S	6-4	Mission Viejo, Calif./Santa Margarita Catholic
2	Zack Parik	Fr.	S	6-4	Woodridge, Ill./Downers Grove North
3	Connor Curry	RS-So.	L	6-0	Newport Beach, Calif./Newport Harbor
4	Nick Goodell	RS-So.	OH	6-4	Ambridge, Pa./Ambridge
5	Kyle Mars	Sr.	OH	6-3	Rochester, N.Y./Gates-Chili
7	Andrew Roberts	Fr.	Opp.	6-4	Grantville, Pa./Lower Dauphin
8	Aaron Russell	So.	OH	6-9	Ellicott City, Md./Centennial
9	Peter Russell	Jr.	OH	6-5	Ellicott City, Md./Centennial
10	Nick Turko	Sr.	MH	6-5	Lewisberry, Pa./Red Land
11	Spencer Sauter	Fr.	OH	6-7	Woodridge, Ill./Naperville North
12	Ian Hendries	Sr.	MH	6-8	Cardiff, Calif./La Costa Canyon
13	Tom Comfort	Sr.	Opp.	6-6	Orchard Park, N.Y./Orchard Park
14	Matt Kapusta	Sr.	OH	6-5	Bethel Park, Pa./Bethel Park
15	Scott Kegerreis	RS-Jr.	OH	6-6	Honeybrook, Pa./Twin Valley
16	Kyle Gegan	So.	MH	6-8	Pittsburgh, Pa./North Allegheny
17	Matt Callaway	Fr.	MH	6-7	Wheaton, Ill./Wheaton Warrenville South
18	Matt Seifert	RS-Fr.	MH	6-9	Reading, Pa./Exeter Township Senior

Head Coach: Mark Pavlik (Penn State, 1982), 19th year
Assistant Coaches: Jay Hosack (UC Santa Cruz, 1997) 4th year
 Colin McMillan (Ohio State, 2000), 5th year
Trainer: Brandon Hall (Slippery Rock, 2008), 1st year

Weekend Recap

Penn State closed out the regular season going 2-0 on April 19-20 with wins against Rutgers-Newark and NJIT. Sophomore Aaron Russell led the Lions with 17 kills, while junior Peter Russell posted 13, redshirt-freshman Matt Seifert has 12, and redshirt sophomore Nick Goodell pounded 11. Redshirt freshman Taylor Hammond tallied 58 assists and Aaron Russell led the team at the service line with four aces. Aaron Russell was also impressive in the back row with 19 digs, while redshirt sophomore Connor Curry notched 11. Senior Nick Turko was Penn State's top blocker with seven.

What's Next?

Should Penn State defeat Princeton, the Nittany Lions will face the winner of the Harvard/George Mason match on Saturday, April 27 at 7 p.m. at Rec Hall. The winner advances to the 2013 NCAA National Collegiate Men's Volleyball Championship hosted by UCLA on May 2 & 4.

The Statistical Story

Here the latest statistics for the four teams competing in the EIVA Championship.

	Penn State	George Mason	Harvard	Princeton
Hitting %	.283	.235	.266	.265
Kills per set	12.73	12.49	12.03	12.20
Assists per set	11.86	11.76	11.30	11.43
Aces per set	1.40	1.04	1.23	1.12
Digs per set	8.61	9.96	8.73	8.14
Blocks per set	2.11	2.48	2.44	2.64



AVCA Div. I-II Men's Coaches Poll

No.	School	Pts.	Record	LW
1	BYU (15)	239	22-4	1
2	LBSU (1)	221	22-7	2
3	UC Irvine	204	22-6	4
4	UCLA	200	20-10	3
5	Pepperdine	173	14-11	6
6	Stanford	146	15-12	8
7	UCSB	143	15-15	7
8	Cal-Baptist	133	16-14	5
t-9	Ball State	87	20-5	15
t-9	Lewis	87	19-9	9
11	Ohio State	66	19-7	12
12	Loyola-Chicago	64	19-9	11
13	CS-Northridge	53	11-15	10
14	Penn State	50	19-7	13
15	Hawaii	42	11-16	14

Receiving Votes: Pacific 8; George Mason 3; IPFW 2

Volleyball Magazine Men's Division I-II Poll

No.	School	Pts.	LW
1	BYU (9)	99	1
2	UC Irvine	87	2
3	LBSU (1)	78	3
4	UCLA	76	4
5	Pepperdine	59	5
6	Stanford	37	9
7	UCSB	35	8
8	Cal-Baptist	28	7
9	Lewis	21	6
10	Ball State	18	RV

Receiving Votes: Hawaii, Loyola, Penn State, CS-Northridge

Russell Picks Up Fourth EIVA Weekly Award

Sophomore Aaron Russell was named the EIVA Offensive Player of the Week on April 22. It was the fourth honor of the season for Russell. Russell helped Penn State close out the regular season with two 3-0 sweeps of Rutgers-Newark and NJIT. For the weekend, he combined for a team-best 17 kills, averaging 3.40 kills per set with a .542 hitting percentage. He also recorded a squad-leading 19 digs, averaging 3.80 digs per set, and four aces (0.80 aces per set).

Nittany Lions Earn Eight EIVA Honors

Six members of the Penn State men's volleyball team garnered eight EIVA postseason awards, conference officials announced Friday. Sophomore Aaron Russell (Ellicott City, Md.) was named the Uvaldo Acosta Memorial Co-Player of the Year, redshirt freshman Taylor Hammond (Mission Viejo, Calif.) was honored as the EIVA Newcomer of the Year, and head coach Mark Pavlik was tabbed the Bob Sweeney EIVA Coach of the Year.

Russell, who shares Player of the Year honors with George Mason's Mark Jones, was an All-EIVA First Team honoree. Redshirt sophomore Connor Curry (Newport Beach, Calif.), Hammond, junior Peter Russell (Ellicott City, Md.) and redshirt freshman Matt Seifert (Reading, Pa.) all garnered All-EIVA Second Team laurels.

Nittany Lions Secure 29th EIVA Championship

Penn State had earned at least a share of the EIVA title after defeating Princeton and George Mason on March 29-30 to improve to 11-1 in the league. An outright claim on the title required another EIVA win by the Nittany Lions or a Harvard loss. George Mason dealt Harvard a 3-1 loss on Saturday, April 6 to give Penn State its 29th conference crown since 1976. This is the 18th time under head coach Mark Pavlik that the Nittany Lions have won the regular season title. Penn State earned the No. 1 seed and will host the 2013 EIVA Championship on April 25 and 27.

Russell Tabbed EIVA Offensive Player of the Week

Sophomore Aaron Russell was honored as the EIVA Offensive Player of the Week on April 1. This is the third honor of the season for Russell. Russell helped lead the Nittany Lions to league wins against Princeton and George Mason. He combined for a team-high 35 kills, averaging 3.89 kills per set with a .286 hitting percentage. He also had a team-best four aces, nine digs and three blocks on his way to 40.5 points for the weekend.

Seifert Pounds Career High in Kills

Redshirt freshman Matt Seifert was one of three Nittany Lions to post double-digit kills at IPFW on March 9. He finished third on the team with 11 kills, a personal best, and also tied for first on the team with three blocks. Seifert went on to post six kills and two blocks at Ball State on March 10.

Russell and Seifert Garner EIVA Weekly Awards

Sophomore Aaron Russell and redshirt freshman Matt Seifert picked up EIVA Offensive and Defensive Player of the Week awards, respectively. The duo helped guide the Nittany Lions to EIVA wins against George Mason and Princeton on Feb. 22-23. Russell led the Nittany Lions with 35 kills with a .329 hitting percentage. He was second on the team in blocks with eight, averaging 1.00 per set and tallied three aces and nine digs. Seifert was unstoppable at the net combining for 13 total blocks for the weekend. He averaged 1.86 blocks per set. Seifert also posted 12 kills on .350 hitting, with two digs and an ace.

Nittany Lions Sweep EIVA Awards

Junior Peter Russell and redshirt sophomore Connor Curry earned EIVA Offensive and Defensive Player of the Week laurels, respectively, on Jan. 28. The pair led Penn State to wins against Loyola-Chicago, Sacred Heart and Harvard. Russell hit .358 for the week and totaled 26 kills, four aces, 13 digs and eight blocks. Curry combined for 29 digs, averaging 2.64 digs per set. His effective passing helped Penn State hit .240 for the week.

Mike Anderson Penn State Player of the Game

In honor of All-American Matt Anderson's father Mike Anderson, who passed away unexpectedly in 2010, the Penn State volleyball family has chosen to honor one Nittany Lion at the conclusion of each match in honor of Mike.

1/18 - Tom Comfort	2/2 - Nick Goodell	4/5 - Aaron Russell
1/22 - Peter Russell	2/8 - Matt Seifert	4/19 - Taylor Hammond
1/25 - Taylor Hammond	2/9 - Aaron Russell	4/20 - Peter Russell
1/26 - Connor Curry/Kyle Mars	2/23 - Peter Russell	
2/1 - Scott Kegerreis	2/24 - Aaron Russell	



By The Numbers...

Overall	21-7
At home.....	12-1
On the road	8-5
On a neutral court	1-1
Non-conference matches	8-5
Against ranked D1 opponents	3-3
Against unranked D1 opponents	16-2
Against EIVA opponents	13-1
Against MIVA opponents	3-4
Against MPSF opponents	1-2
In front of a crowd of 2,000+	1-1
By Individual Set...	
Three sets	13-4
Four Sets.....	5-1
Five Sets	3-2
Sets over 25 points	5-3
Fifth sets over 15 points	1-0
When...	
Winning 1-0.....	19-2
Winning 2-0.....	15-0
Losing 1-0	2-5
Losing 2-0	0-4
On TV	1-0
On Radio	14-3
By Kills...	
Leading in kills	20-3
Trailing in kills	1-3
Tied in kills	0-1
By Digs...	
Leading in digs.....	17-2
Trailing in digs	2-5
Tied in digs.....	2-0
By Hitting Percentage...	
Leading/tied in hitting pct.	19-1
Trailing in hitting pct.	2-6
Hitting .400 or above	6-0
Hitting .300-.399	5-1
Hitting .200-.299	8-3
Hitting .100-.199	1-3
Hitting below .100	2-0
Holding opponents below .200.....	15-0
Holding opponents to .100 or below	2-0
By Blocks...	
Leading in blocks.....	12-0
Trailing in blocks	8-6
Tied in blocks.....	1-1
By Day of the Week...	
Tuesday/Wednesday/Thursday.....	1-1
Friday	11-1
Saturday/Sunday	9-5
By the Players...	
Two or more players with double-digit kills..	13-5
Two or more players with double-digit digs...	0-1
The team has 10 or more blocks	8-0

Turko Serves It Up

Senior Nick Turko is making his mark in Penn State's career records. He entered his final season ranked in the top 10 in career aces and is continuing to cement his spot in program history. He currently has 110 aces for his career and ranks fourth all-time at Penn State.

- | | |
|------------------------------------|---------------------------------|
| 1. 207 - Max Holt (2006-09) | 7. 100 - Will Price (2008-10) |
| 2. 130 - Zeljko Koljesar (2000-03) | 8. 99 - Jose Quinones (1999-02) |
| 3. 126 - Carlos Guerra (2000-03) | 9. 88 - Jason Kepner (1994-97) |
| 4. 110 - Nick Turko (2009-present) | 88 - Alex Gutor (2004-07) |
| 5. 108 - Matt Proper (2003-06) | 10. 85 - Eric Houston (1998-00) |
| 6. 107 - Joe Sunder (2009-12) | |

Russell and Curry Earn EIVA Weekly Honors

Two Nittany Lions were named EIVA Players of the Week. Redshirt sophomore Connor Curry was named the EIVA Defensive Player of the Week, while sophomore Aaron Russell was named the EIVA Offensive Player of the Week on Jan. 14. The duo helped Penn State to a 2-1 record in the Outrigger Invitational.

Russell, who was named to the Outrigger All-Tournament Team, led the Lions offensively with 42 kills and 45.0 points. He finished second on the team with 22 digs, averaging 1.69 per set and had a team-best 3.23 kills per set on .295 hitting. Curry was the starting libero for all three matches in Honolulu. He posted a team-high 29 digs (2.23 per set) and also had six assists. His effective passing helped Penn State hit .296 for the week.

Outrigger Invitational All-Tournament Team

Two members of the Penn State men's volleyball team earned spots on the Outrigger Invitational All-Tournament Team. Sophomore Aaron Russell and redshirt-freshman Taylor Hammond were Penn State's honorees. They joined Ohio State's Michael Henchy, Hawaii's JP Marks and Matthew Cheape, as well as Robert Page and the Most Outstanding Player Dane Worley of UCLA.

Penn State in the top 10 EIVA Stats (as of April 22, 2013)

Category.....	Matches.....	Rank (leader)
Hitting Pct.	283	1st
<i>Matt Seifert</i>	394	1st
<i>Aaron Russell</i>	295	8th
<i>Peter Russell</i>	284	10th
Opp. Hitting Pct.	218	3rd (HARV - .186)
Assists Per Set	11.86	1st
<i>Taylor Hammond</i>	10.91	1st
Kills Per Set	12.73	1st
<i>Aaron Russell</i>	3.46	3rd
Blocks Per Set	2.11	5th (SFU - 2.67)
Service Aces Per Set ..	1.40	1st
<i>Aaron Russell</i>	0.37	3rd
<i>Nick Turko</i>	0.28	6th
Digs Per Set	8.61	6th (GMU - 9.96)
<i>Connor Curry</i>	2.33	4th
<i>Aaron Russell</i>	1.67	9th
Points Per Set		
<i>Aaron Russell</i>	4.08	3rd

Penn State in the top 30 National Stats (as of April 22, 2013)

Category.....	All Matches	Rank	Leader	Stats
Hitting Pct.	283	10th.....	BYU.....	.328
Assists Per Set	11.86	8th.....	Pepperdine.....	12.33
<i>Taylor Hammond</i>	10.91	3rd.....	<i>M. West, Pepperdine</i>	11.25
Kills Per Set	12.73	8th.....	Loyola-Chicago.....	12.98
<i>Aaron Russell</i>	3.46	21st.....	<i>C. Brophy, Pfeiffer</i>	4.24
Blocks Per Set	2.11	27th.....	Ball State.....	2.99
Service Aces Per Set ..	1.40	5th.....	Mount Olive.....	1.83
<i>Aaron Russell</i>	0.37	13th.....	<i>J. Smalzer, Loyola</i>	0.68
<i>Nick Turko</i>	0.28	25th		
Digs Per Set	8.61	22nd.....	Ball State.....	10.87
<i>Connor Curry</i>	2.33	15th.....	<i>B. Anderson, OSU</i>	3.12
Points Per Set				
<i>Aaron Russell</i>	4.08	20th.....	<i>M. Torress, Pepperdine</i>	5.02



Career Milestones

Several Nittany Lions are nearing career milestones in 2013:

Tom Comfort

- Has 660 kills. Needs 40 to reach 700
- Has 42 aces. Needs 8 to reach 50.
- Has 247 digs. Needs 53 to reach 300.

Connor Curry

- Has 458 digs. Needs 42 to reach 500.

Taylor Hammond

- Has 1,069 assists. Needs 31 to reach 1,100.

Ian Hendries

- Has 156 total blocks. Needs 44 to reach 200.

Aaron Russell

- Has 525 kills. Needs 75 to reach 600.
- Has 59 aces. Needs 16 to reach 75.

Peter Russell

- Has 382 kills. Needs 18 to reach 400.

Nick Turko

- Has 258 total blocks. Needs 17 to reach 275.
- Has 110 aces. Needs 15 to reach 125.

Career Leaders

Below are the career leaders in each statistical category:

Kills

- 2,089 Ivan Contreras, 1994-97
- 1,839 Carlos Guerra, 2000-03

Hitting Percentage

- .523 Keith Kowal, 2002-05
- .501 Max Lipsitz, 2007-10

Digs

- 1,260 Dennis Del Valle, 2008-11
- 909 Ricky Mattei, 2001-04

Total Blocks

- 527 Keith Kowal, 2002-05
- 504 Max Lipsitz, 2007-10

Assists

- 6,364 Jose Quinones, 1999-02
- 5,061 Edgardo Goas, 2008-12*

Aces

- 207 Max Holt, 2006-09
- 130 Zeljko Koljesar, 2000-03

* Rally Scoring Era record holder

Nittany Lion Team Highs

Hitting Pct.

- .494 (44-6-77) vs. Loyola-Chicago (1/22)

Kills

- 63 at IPFW (3/9)

Assists

- 59 at IPFW (3/9)

Aces

- 10 at Concordia (4/12)

Digs

- 54 vs. Lewis (1/18)

Solo Blocks

- 4, 2x, last vs. Lees-McRae (4/5)

Block Assists

- 25 vs. Princeton (2/23)

Total Blocks

- 13.5, 2x, last vs. Princeton (2/23)

Points

- 77.0 at IPFW (3/9)

AVCA Poll Notes

No. Times Ranked All-Time		No. Times Ranked in Top 10	
1.	LBSU 437	1.	UCLA 427
2.	Pepperdine 437	2.	Pepperdine 396
3.	UCLA 437	3.	LBSU 394
4.	Penn State 435	4.	Hawaii 325
5.	Hawaii 423	5.	BYU 342
		6.	Stanford 338
No. Times Ranked in Top 15		7.	Penn State 328
1.	LBSU 437	8.	UCSB 292
2.	Pepperdine 437	9.	CS-Northridge 268
3.	UCLA 437	10.	USC 265
4.	Penn State 435		
5.	Hawaii 423	No. Times Ranked No. 1	
		1.	UCLA 116
No. Times Ranked in Top 5		2.	BYU 66
1.	UCLA 330	3.	USC 60
2.	Pepperdine 296	4.	Pepperdine 58
3.	BYU 253	5.	UC Irvine 34
4.	LBSU 210	6.	LBSU 26
5.	Hawaii 191	7.	Penn State 25
6.	Stanford 188	8.	Hawaii 24
7.	USC 169	9.	Stanford 23
8.	Penn State 147	10.	CS-Northridge 7
9.	CS-Northridge 114		
10.	UCSB 104		

* Totals include 2013. Rankings courtesy of AVCA



2013 Honors

Tom Comfort

Mike Anderson Player of the Game (1/18)

Connor Curry

Mike Anderson Player of the Game (2/2)
EIVA Defensive Player of the Week (1/14, 1/28)
Second Team All-EIVA

Nick Goodell

Mike Anderson Player of the Game (2/2)

Taylor Hammond

Outrigger Invitational All-Tournament Team
Mike Anderson Player of the Game (1/10, 4/19)
EIVA Newcomer of the Year
Second Team All-EIVA

Scott Kegerreis

Mike Anderson Player of the Game (2/1)

Kyle Mars

Mike Anderson Player of the Game 1/26)

Aaron Russell

Off the Block Preseason All-America
Outrigger Invitational All-Tournament Team
EIVA Offensive Player of the Week (1/14, 2/25, 4/1, 4/22)
Mike Anderson Player of the Game (2/2, 2/23, 4/5)
First Team All-EIVA
EIVA Co-Player of the Year

Peter Russell

EIVA Offensive Player of the Week (1/28)
Mike Anderson Player of the Game (1/22, 2/22, 4/20)
Second Team All-EIVA

Matt Seifert

EIVA Defensive Player of the Week (2/23)
Mike Anderson Player of the Game (2/8)
Second Team All-EIVA

Mark Pavlik

EIVA Coach of the Year

Men's Volleyball Debuts at No. 8 in AVCA Div. I-II Preseason Coaches Poll

The Penn State men's volleyball team debuted in the 2013 AVCA Division I-II Preseason Coaches Poll at No. 8. The Nittany Lions face six teams in 2013 that are ranked in this year's preseason poll, including No. 6 UCLA, No. 11 Ohio State, No. 5 Lewis, No. 10 Loyola-Chicago and No. 14 George Mason. Hawaii, Penn State's second opponent in the Outrigger Invitational, received votes in the preseason poll.

Russell Named Off the Block Preseason All-American

Sophomore Aaron Russell was named to the Off the Block Preseason First Team All-America Team for Division I-II. He was one of 20 players nationwide selected to the teams. A total of 10 players were named Preseason First Team and Preseason Second Team All-Americans. Players from 11 different programs were picked. Russell helped guide Penn State to a 23-6 overall record in 2012, including a 14-0 record in EIVA action. He was a 2012 Third Team Volleyball Magazine All-American, a First Team All-EIVA honoree and was named to the EIVA Championship All-Tournament team.

"EIVA Rallies" Campaign

The Eastern Intercollegiate Volleyball Association (EIVA) has announced the formation of the "EIVA Rallies" campaign in conjunction with the Sloan Kettering Memorial Hospital for Cancer Research Center.

The EIVA recognizes the utmost importance of fully engaging in the fight against cancer. The Sloan Kettering Memorial Hospital for Cancer Research Center conducts one of the largest programs of clinical research in the world. Clinical research at the center combines the efforts of laboratory and clinical investigators in various disciplines and departments to improve the prevention, diagnosis and treatment of cancer.

In all EIVA travel partner matches, coaches will don fedoras or other business casual hats to bring awareness this season. Please join our efforts by supporting the mission of Memorial Sloan-Kettering Cancer Center and the EIVA by visiting www.mskcc.org/giving.

Penn State in the Polls

	AVCA	VB Magazine
Preseason	8	
Jan. 7/9	7	8
Jan. 14/15	6	6
Jan. 21/22	6	4
Jan. 28/29	6	4
Feb. 4/5	7	4
Feb. 11/12	9	6
Feb. 18/19	t-9	9
Feb. 25/26	9	9
Mar. 4/5	10	9
Mar. 11/12	13	RV
Mar. 18/19	13	RV
Mar. 26/27	13	RV
Apr. 1/2	12	NR
Apr. 8/9	13	RV
Apr. 15/16	14	RV
Next Poll: May 6/7		



Nittany Lion Individual Season Bests

Player	Hitting Pct.	Assists	Kills	Aces	Digs	Blocks	Points
Taylor Hammond	N/A	56 (IPFW)	3 (Lewis)	2 (SFU)	11 (GMU)	3 (4x)	5.0 (SFU)
Zack Parik	N/A	10 (2x)	1 (OSU)	2 (RN)	3 (RN)	N/A	2.0 (RN)
Connor Curry	N/A	4 (2x)	N/A	N/A	21 (Harvard)	N/A	N/A
Nick Goodell	.632 (Mt. Olive)	1 (4x)	19 (CUI)	6 (CUI)	9 (IPFW)	5 (2x)	27.5 (CUI)
Kyle Mars	.308 (LMC)	1 (Harvard)	7 (2x)	N/A	6 (Harvard)	4 (Harvard)	10.0 (Harvard)
Aaron Russell	.750 (LMC)	1 (10x)	22 (Princeton)	3 (3x)	13 (NJIT)	5 (GMU)	23.5 (Princeton)
Peter Russell	.800 (NJIT)	2 (2x)	15 (GMU)	3 (LUC)	10 (Lewis)	4 (Princeton)	17.0 (GMU)
Nick Turko	.667 (LUC)	2 (SHU)	8 (NJIT)	3 (3x)	4 (2x)	7 (Hawaii)	10.5 (2x)
Ian Hendries	1.000 (SHU)	1 (GMU)	7 (Princeton)	1 (5x)	4 (Mt. Olive)	7 (Princeton)	11.0 (Princeton)
Tom Comfort	.636 (SHU)	2 (Lewis)	18 (2x)	2 (3x)	12 (Lewis)	4 (3x)	19.5 (GMU)
Matt Kapusta	N/A	1 (LMC)	3 (RN)	N/A	1 (RN)	1 (RN)	3.5 (RN)
Scott Kegerreis	.769 (Pfeiffer)	1 (2x)	11 (Pfeiffer)	1 (3x)	6 (Pfeiffer)	2 (3x)	12.0 (Pfeiffer)
Kyle Gregan	N/A	N/A	2 (RN)	N/A	2 (RN)	1 (RN)	2.5 (RN)
Matt Seifert	.778 (RN)	1 (3x)	11 (IPFW)	3 (SHU)	2 (5x)	8 (Princeton)	13.5 (2x)

EIVA Standings

School	Conference	Overall
Penn State	13-1	21-7
George Mason	11-3	15-11
Harvard	10-4	17-8
Princeton	9-5	13-9
Saint Francis	7-7	12-15
NJIT	4-10	7-21
Sacred Heart	2-12	4-19
Rutgers-Newark	0-14	4-21

Match-By-Match Starting Lineups

Date	Opp.	W/L	Score	Setter	Opp.	OH	OH	MB	MB	L
1/10	UCLA	L	3-2	Hammond	Goodell	A. Russell	Kegerreis	Turko	Seifert	Curry
1/11	Hawaii	W	3-2	Hammond	Comfort	A. Russell	P. Russell	Turko	Seifert	Curry
1/12	OSU	W	3-0	Hammond	Comfort	A. Russell	P. Russell	Turko	Seifert	Curry
1/18	Lewis	W	3-1	Hammond	Comfort	A. Russell	P. Russell	Turko	Seifert	Curry
1/22	LUC	W	3-0	Hammond	Comfort	A. Russell	P. Russell	Turko	Seifert	Curry
1/25	SHU	W	3-0	Hammond	Comfort	A. Russell	P. Russell	Turko	Seifert	Curry
1/26	Harvard	W	3-2	Hammond	Comfort	A. Russell	P. Russell	Turko	Seifert	Curry
2/1	Pfeiffer	W	3-0	Hammond	Comfort	A. Russell	P. Russell	Turko	Seifert	Curry
2/2	Mt. Olive	W	3-0	Hammond	Comfort	A. Russell	P. Russell	Hendries	Seifert	Curry
2/8	SFU	W	3-0	Hammond	Comfort	A. Russell	P. Russell	Turko	Seifert	Curry
2/9	OSU	L	3-0	Hammond	Comfort	A. Russell	P. Russell	Turko	Seifert	Curry
2/15	Harvard	L	3-0	Hammond	Comfort	A. Russell	P. Russell	Turko	Seifert	Curry
2/16	SHU	W	3-0	Hammond	Comfort	A. Russell	P. Russell	Turko	Seifert	Curry
2/22	GMU	W	3-1	Hammond	Comfort	A. Russell	P. Russell	Turko	Seifert	Curry
2/23	PU	W	3-1	Hammond	Comfort	A. Russell	P. Russell	Turko	Seifert	Curry
3/1	RN	W	3-0	Hammond	Goodell	A. Russell	P. Russell	Turko	Seifert	Curry
3/2	NJIT	W	3-0	Hammond	Goodell	A. Russell	P. Russell	Turko	Seifert	Curry
3/9	IPFW	L	3-2	Hammond	Comfort	A. Russell	P. Russell	Turko	Seifert	Curry
3/10	Ball St.	L	3-1	Hammond	Comfort	A. Russell	P. Russell	Turko	Seifert	Curry
3/16	OSU	L	3-0	Hammond	Comfort	A. Russell	P. Russell	Hendries	Seifert	Curry
3/23	SFU	W	3-0	Hammond	Comfort	A. Russell	P. Russell	Hendries	Seifert	Curry
3/29	PU	W	3-1	Hammond	Comfort	A. Russell	P. Russell	Hendries	Seifert	Curry
3/30	GMU	W	3-2	Hammond	Goodell	A. Russell	P. Russell	Hendries	Seifert	Curry
4/5	LMC	W	3-0	Hammond	Goodell	A. Russell	P. Russell	Hendries	Seifert	Curry
4/12	CUI	W	3-1	Hammond	Goodell	A. Russell	Kegerreis	Hendries	Seifert	Curry
4/13	UCI	L	3-0	Hammond	Goodell	A. Russell	P. Russell	Hendries	Seifert	Curry
4/19	RN	W	3-0	Hammond	Goodell	A. Russell	P. Russell	Turko	Seifert	Curry
4/20	NJIT	W	3-0	Hammond	Goodell	A. Russell	P. Russell	Turko	Seifert	Curry



2013 Schedule and Results

Date	Opponent	W/L	Score	Set Scores	Site	Att.	Record	Time
1/10	UCLA	L	3-2	25-19, 18-25, 25-18, 21-25, 10-15	Honolulu, Hawaii	2,677	0-1	2:05
1/11	Hawaii	W	3-2	24-26, 25-18, 17-25, 25-15, 16-14	Honolulu, Hawaii	2,960	1-1	2:30
1/12	Ohio State	W	3-0	26-24, 25-17, 25-22	Honolulu, Hawaii	3,048	2-1	1:24
1/18	Lewis	W	3-1	25-22, 25-23, 20-25, 25-18	University Park, Pa.	748	3-1	2:03
1/22	Loyola-Chicago	W	3-0	27-25, 25-16, 25-19	University Park, Pa.	206	4-1	1:24
1/25	Sacred Heart	W	3-0	25-12, 25-18, 25-23	University Park, Pa.	346	5-1	1:16
1/26	Harvard	W	3-2	25-23, 20-25, 25-14, 16-25, 15-6	University Park, Pa.	657	6-1	1:56
2/1	Pfeiffer	W	3-0	25-15, 25-22, 25-18	University Park, Pa.	385	7-1	1:16
2/2	Mount Olive	W	3-0	26-24, 25-22, 25-22	University Park, Pa.	227	8-1	1:31
2/8	Saint Francis	W	3-0	25-15, 25-21, 25-17	University Park, Pa.	1,222	9-1	1:11
2/9	Ohio State	L	3-0	22-25, 20-25, 24-26	University Park, Pa.	3,227	9-2	1:36
2/15	Harvard	L	3-0	25-23, 25-17, 25-23	Cambridge, Mass.	550	9-3	1:21
2/16	Sacred Heart	W	3-0	25-17, 25-18, 25-23	Fairfield, Conn.	309	10-3	1:15
2/22	George Mason	W	3-1	25-21, 25-20, 21-25, 25-22	University Park, Pa.	521	11-3	2:02
2/23	Princeton	W	3-1	25-23, 19-25, 25-22, 27-25	University Park, Pa.	309	12-3	2:01
3/1	Rutgers-Newark	W	3-0	25-13, 25-20, 25-19	Newark, N.J.	150	13-3	1:00
3/2	NJIT	W	3-0	25-22, 25-17, 25-13	Newark, N.J.	200	14-3	1:06
3/9	IPFW	L	3-2	25-18, 23-25, 25-19, 25-27, 11-15	Fort Wayne, Ind.	550	14-4	2:17
3/10	Ball State	L	3-1	20-25, 17-25, 25-18, 20-25	Muncie, Ind.	542	14-5	1:33
3/16	Ohio State	L	3-0	20-25, 17-25, 20-25	Columbus, Ohio	805	14-6	1:19
3/23	Saint Francis	W	3-0	25-19, 25-18, 25-19	Loretto, Pa.	250	15-6	1:15
3/29	Princeton	W	3-1	20-25, 25-23, 25-18, 25-20	Princeton, N.J.	907	16-6	1:45
3/30	George Mason	W	3-2	25-23, 17-25, 19-25, 27-25, 15-10	Fairfax, Va.	811	17-6	2:20
4/5	Lees-McRae	W	3-0	25-15, 25-16, 25-20	University Park, Pa.	506	18-6	1:17
4/12	Concordia	W	3-1	25-13, 19-25, 25-22, 25-20	Irvine, Calif.	400	19-6	1:57
4/13	UC Irvine	L	3-0	20-25, 20-25, 14-25	Irvine, Calif.	670	19-7	1:23
4/19	Rutgers-Newark	W	3-0	25-12, 25-16, 25-20	University Park, Pa.	387	20-7	1:07
4/20	NJIT	W	3-0	25-17, 25-20, 25-17	University Park, Pa.	607	21-7	1:17



Individual Player Match-By-Match Highs

Date	Opponent	Kills	Attacks	Assists	Digs	Total Blocks
1/10	UCLA	12 - A. Russell	29 - A. Russell	44 - Hammond	12 - Curry	2 - Hammond 2 - Turko 2 - Seifert
1/11	Hawaii	17 - A. Russell	29 - Comfort	50 - Hammond	7 - A. Russell	7 - Turko
1/12	Ohio State	13 - A. Russell	30 - P. Russell	41 - Hammond	11 - Curry	4 - Comfort
1/18	Lewis	18 - Comfort	41 - Comfort	43 - Hammond	12 - Curry 12 - Comfort	4 - Turko
1/22	Loyola-Chicago	10 - Comfort 10 - P. Russell	20 - A. Russell	36 - Hammond	7 - P. Russell	5 - Turko
1/25	Sacred Heart	7 - A. Russell 7 - Comfort	14 - A. Russell	31 - Hammond	5 - A. Russell	3 - P. Russell 3 - Turko
1/26	Harvard	12 - P. Russell	35 - Comfort	37 - Hammond	21 - Curry	4 - Mars 4 - Hendries
2/1	Pfeifer	11 - Kegerreis	21 - Goodell	36 - Hammond	9 - Curry	2 - Seifert 2 - Goodell
2/2	Mount Olive	13 - Goodell	27 - P. Russell	40 - Hammond	8 - P. Russell	5 - Seifert
2/8	Saint Francis	10 - Seifert	17 - P. Russell 17 - Comfort	38 - Hammond	7 - A. Russell	4 - Turko
2/9	Ohio State	16 - A. Russell	31 - P. Russell	39 - Hammond	12 - Curry	2 - P. Russell 2 - Turko 2 - Seifert
2/15	Harvard	11 - A. Russell	23 - P. Russell	29 - Hammond	5 - Curry	2 - Turko
2/16	Sacred Heart	9 - A. Russell	17 - Goodell	32 - Hammond	7 - Hammond	4 - Seifert
2/22	George Mason	18 - Comfort	35 - Comfort	47 - Hammond	14 - Curry	5 - A. Russell 5 - M. Seifert
2/23	Princeton	22 - A. Russell	43 - A. Russell	52 - Hammond	9 - Curry	8 - Seifert
3/1	Rutgers-Newark	9 - Goodell	27 - Goodell	25 - Hammond	7 - P. Russell	4 - Seifert
3/2	NJIT	12 - Goodell	23 - Goodell	41 - Hammond	10 - Curry	3 - Turko
3/9	IPFW	19 - A. Russell	43 - Goodell	56 - Hammond	13 - Curry	3 - Turko 3 - Seifert
3/10	Ball State	15 - A. Russell	31 - A. Russell	44 - Hammond	8 - Curry	3 - Hendries
3/16	Ohio State	14 - A. Russell	32 - A. Russell	29 - Hammond	6 - Curry	N/A
3/23	Saint Francis	13 - P. Russell	22 - A. Russell	36 - Hammond	12 - Curry	3 - Hammond 3 - Seifert
3/29	Princeton	18 - A. Russell	34 - A. Russell	48 - Hammond	10 - Curry	7 - Hendries
3/30	George Mason	17 - A. Russell	36 - A. Russell	49 - Hammond	11 - Hammond	5 - Goodell 5 - Turko
4/5	Lees-McRae	10 - Goodell 10 - A. Russell	18 - Goodell	30 - Hammond	7 - Curry	4 - Hendries
4/12	Concordia	19 - Goodell	39 - A. Russell	38 - Hammond	7 - A. Russell 7 - Goodell	5 - Goodell 5 - Seifert
4/13	UC Irvine	9 - Goodell	29 - Goodell	20 - Hammond	4 - Goodell	4 - Hendries
4/19	Rutgers-Newark	8 - Seifert	13 - Comfort	23 - Hammond	6 - A. Russell	4 - Turko
4/20	NJIT	11 - A. Russell 11 - P. Russell	23 - P. Russell	35 - Hammond	13 - A. Russell	3 - Turko
Totals (including ties)		15 - A. Russell 6 - Goodell 4 - Comfort 4 - P. Russell 2 - Seifert 1 - Kegerreis	10 - A. Russell 7 - Goodell 6 - P. Russell 6 - Comfort	28 - Hammond	15 - Curry 7 - A. Russell 3 - P. Russell 2 - Hammond 2 - Goodell 1 - Comfort	12 - Turko 11 - Seifert 5 - Hendries 3 - Goodell 2 - Hammond 2 - P. Russell 1 - Comfort 1 - Mars 1 - A. Russell



Team Match-By-Match State Comparison

<u>Date</u>	<u>Opponent</u>	<u>Sets</u>	<u>Kills</u>	<u>Hitting %</u>	<u>Aces</u>	<u>Digs</u>	<u>Total Team Blocks</u>	<u>Total Points Scored*</u>
1/10	UCLA	5	54/54	.303/.304	4/11	36/45	5.0/5.0	63.0/70.0
1/11	Hawaii	5	56/58	.294/.248	7/5	24/36	13.5/10.0	76.5/73.0
1/12	Ohio State	3	44/34	.292/.196	7/3	33/31	5.0/9.0	56.0/46.0
1/18	Lewis	4	51/45	.195/.154	4/3	54/48	9.0/17.5	64.0/65.5
1/22	Loyola-Chicago	3	44/38	.494/.262	5/5	26/23	7.0/3.0	56.0/46.0
1/25	Sacred Heart	3	35/24	.313/.060	4/4	21/14	8.5/4.0	47.5/32.0
1/26	Harvard	5	42/34	.047/.062	8/5	49/42	11.0/17.5	61.0/56.5
2/1	Pfeiffer	3	39/29	.284/.175	6/2	28/23	5.0/6.0	50.0/37.0
2/2	Mount Olive	3	44/36	.379/.262	5/7	26/26	6.0/4.0	55.0/47.0
2/8	Saint Francis	3	43/29	.455/.133	6/2	25/22	7.5/2.0	56.5/33.0
2/9	Ohio State	3	42/40	.173/.333	6/3	34/33	5.5/10.0	53.0/53.0
2/15	Harvard	3	35/74	.244/.457	3/4	21/22	2.0/7.0	40.0/58.0
2/16	Sacred Heart	3	40/29	.355/.108	2/1	30/21	8.0/6.0	50.0/36.0
2/22	George Mason	4	56/43	.281/.235	9/4	33/29	10.0/10.0	75.0/57.0
2/23	Princeton	4	59/47	.219/.234	1/2	37/37	13.5/17.5	73.5/66.5
3/1	Rutgers-Newark	3	42/24	.405/.097	6/1	27/23	6.5/3.0	54.5/28.0
3/2	NJIT	3	48/29	.487/.198	4/1	29/16	6.0/4.0	58.0/34.0
3/9	IPFW	5	63/51	.260/.260	8/4	53/45	6.0/14.0	77.0/69.0
3/10	Ball State	4	49/53	.218/.379	4/3	33/38	6.0/9.0	59.0/65.0
3/16	Ohio State	3	39/38	.168/.478	2/2	24/26	0.0/13.0	41.0/53.0
3/23	Saint Francis	3	45/31	.412/.227	3/0	24/17	6.5/6.0	54.5/37.0
3/29	Princeton	4	54/40	.265/.172	5/3	33/29	10.0/12.5	69.0/55.5
3/30	George Mason	5	57/47	.211/.168	4/6	39/29	9.5/12.0	70.5/65.0
4/5	Lees-McRae	3	37/26	.388/.111	5/1	24/12	10.0/3.0	52.0/30.0
4/12	Concordia	4	51/39	.250/.136	10/3	31/33	11.0/7.0	72.0/49.0
4/13	UC Irvine	3	23/42	.130/.368	1/7	16/24	7.5/8.5	31.5/57.5
4/19	Rutgers-Newark	3	36/29	.435/.112	5/0	19/16	11.0/3.0	52.0/32.0
4/20	NJIT	3	45/28	.398/.185	6/1	32/25	5.0/9.0	56.0/38.0

* indicates total points scored by a team (kills, aces, blocks), not the cumulative total game scores, which also take into account opponent errors



2013 Penn State Superlatives

Three sets	Individual	Team
Kills:	16 - Aaron Russell vs. Ohio State (2/9)	48 - at NJIT (3/2)
Attacks:	32 - Aaron Russell at Ohio State (3/16)	104 - vs. Ohio State (2/9)
Attack Percentage*:	800 (8-0-10) - Peter Russell at NJIT (3/2)	494 (44-6-77) - vs. Loyola (1/22)
Assists:	41 - 2x, last, T. Hammond at NJIT (3/2)	43 - 2x, last vs. Mount Olive (2/2)
Aces:	3 - 4x, last A. Russell vs. NJIT (4/20)	7 - vs. Ohio State (1/12)
Digs:	13 - Aaron Russell vs. NJIT (4/20)	34 - vs. Ohio State (2/9)
Solo Blocks:	2 - Matt Seifert vs. Lees-McRae (4/5)	4 - vs. Lees-McRae (4/5)
Block Assists:	5 - 2x, last, M. Seifert vs. Mount Olive (2/2)	18 - vs. Rutgers-Newark (4/19)
Total Blocks:	5 - 2x, last, M. Seifert vs. Mount Olive (2/2)	11.0 - vs. Rutgers-Newark (4/19)

Four sets	Individual	Team
Kills:	22 - Aaron Russell vs. Princeton (2/23)	59 - vs. Princeton (2/23)
Attacks:	43 - Aaron Russell vs. Princeton (2/23)	137 - vs. Princeton (2/23)
Attack Percentage*:	778 (7-0-9) - Ian Hendries vs. Princeton (3/29)	281 (56-24-114) - vs. George Mason (2/22)
Assists:	52 - Taylor Hammond vs. Princeton (2/23)	56 - vs. Princeton (2/23)
Aces:	6 - Nick Goodell at Concordia (4/12)	10 - at Concordia (4/12)
Digs:	14 - Connor Curry vs. George Mason (2/22)	54 - vs. Lewis (1/18)
Solo Blocks:	2 - Aaron Russell vs. Lewis (1/18)	3 - vs. Lewis (1/18)
Block Assists:	7 - Matt Seifert vs. Princeton (2/23)	25 - vs. Princeton (2/23)
Total Blocks:	8 - Matt Seifert vs. Princeton (2/23)	13.5 - vs. Princeton (2/23)

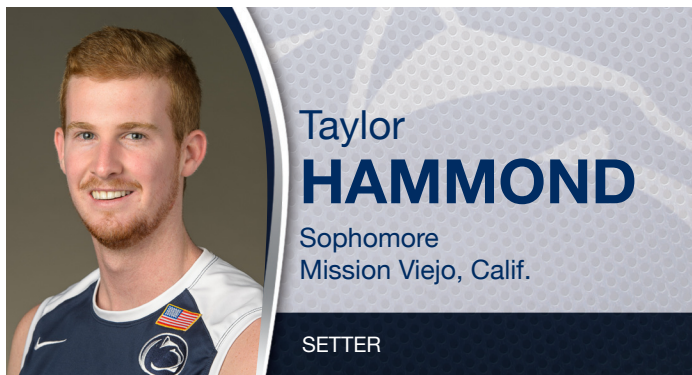
Five sets	Individual	Team
Kills:	19 - Aaron Russell at IPFW (3/9)	63 - at IPFW (3/9)
Attacks:	43 - Nick Goodell at IPFW (3/9)	146 - at IPFW (3/9)
Attack Percentage*:	533 (9-1-15) - Matt Seifert vs. UCLA (1/10)	303 (54-17-122) - vs. UCLA (1/10)
Assists:	56 - Taylor Hammond at IPFW (3/9)	59 - at IPFW (3/9)
Aces:	3 - Nick Turko vs. Harvard (1/26)	8 - 2x, last at IPFW (3/9)
Digs:	21 - Connor Curry vs. Harvard (1/26)	53 - at IPFW (3/9)
Solo Blocks:	2 - 2x, last, K. Mars vs. Harvard (1/26)	4 - vs. Harvard (1/26)
Block Assists:	7 - Nick Turko vs. Hawaii (1/11)	21 - at Hawaii (1/11)
Total Blocks:	7 - Nick Turko vs. Hawaii (1/11)	13.5 - at Hawaii (1/11)

2013 Opponent Superlatives

Three sets	Individual	Team
Kills:	13 - 3x, last, DJ White, Harvard (2/15)	47 - Harvard (2/15)
Attacks:	33 - 2x, last, L. Patterson, Saint Francis (2/8)	93 - Ohio State (2/9)
Attack Percentage*:	571 (9-1-14) - Colin Sherwin, Saint Francis (2/8)	478 (38-5-69) - Ohio State (3/16)
Assists:	40 - Rob Lothman, Harvard (2/15)	42 - Harvard (2/15)
Aces:	4 - Adam Miracle, Mount Olive (2/2)	7 - 2x, last, UC Irvine (4/13)
Digs:	16 - Brenne Anderson, Ohio State (1/12)	33 - Ohio State (2/9)
Solo Blocks:	3 - Grayson Overman, Ohio State (3/16)	4 - 4x, last, UC Irvine (4/13)
Block Assists:	6 - Grayson Overman, Ohio State (2/9)	18 - Ohio State (3/16)
Total Blocks:	8 - Grayson Overman, Ohio State (3/16)	13.0 - Ohio State (3/16)

Four sets	Individual	Team
Kills:	21 - Mark Jones, George Mason (2/22)	53 - Ball State (3/10)
Attacks:	43 - Pat Schwagler, Princeton (2/23)	130 - Lewis (1/18)
Attack Percentage*:	583 (7-0-12) - Matt Keske, Ball State (3/10)	379 (53-14-103) - Ball State (3/10)
Assists:	41 - Davis Waddell, Princeton (2/23)	50 - Ball State (3/10)
Aces:	2 - 3x, last, B. Anema, Concordia (4/12)	4 - George Mason (2/22)
Digs:	12 - Eric Butch, Lewis (1/18)	48 - Lewis (1/18)
Solo Blocks:	4 - Will Siroky, Princeton (2/23)	5 - 2x, last at Princeton (3/29)
Block Assists:	11 - Eric Fitterer, Lewis (1/18)	31 - Lewis (1/18)
Total Blocks:	11 - Eric Fitterer, Lewis (1/18)	17.5 - 2x, last, Princeton (2/23)

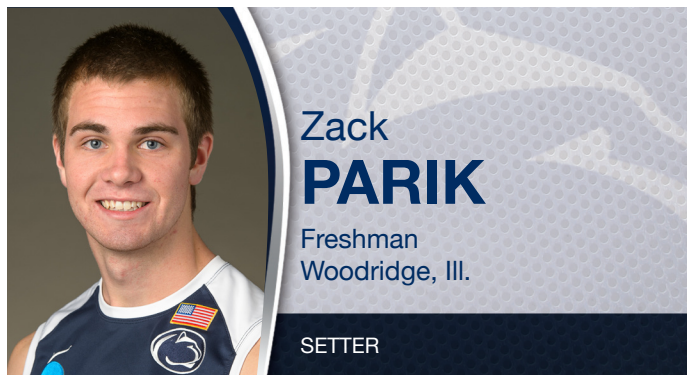
Five sets	Individual	Team
Kills:	18 - Sinisa Zarkovic, Hawaii (1/11)	58 - Hawaii (1/11)
Attacks:	42 - 2x, last, M. Jones, George Mason (3/30)	131 - IPFW (3/9)
Attack Percentage*:	733 (12-1-15) - S. Sibley, George Mason (3/30)	304 (54-19-115) - UCLA (1/10)
Assists:	51 - Max Wechsung, Hawaii (1/11)	55 - Hawaii (1/11)
Aces:	5 - Dane Worley, UCLA (1/10)	11 - UCLA (1/10)
Digs:	15 - 3x, last, IPFW (3/9)	45 - 2x, last, IPFW (3/9)
Solo Blocks:	2 - 2x, last, S. Sibley, George Mason (3/30)	3 - 2x, last, George Mason (3/30)
Block Assists:	7 - C. Zimmick & K. Rehkemper, Harvard (1/26)	24 - IPFW (3/9)
Total Blocks:	8 - Caleb Zimmick, Harvard (1/26)	14.0 - IPFW (3/9)



Taylor
HAMMOND

Sophomore
Mission Viejo, Calif.

SETTER



Zack
PARIK

Freshman
Woodridge, Ill.

SETTER

EIVA Newcomer of the Year ... Second Team All-EIVA ... Outrigger Invitational All-Tournament Team ... Mike Anderson Player of the Match (1/25, 4/19) ... posted 44 assists vs. UCLA (1/10) ... tallied 50 assists and three blocks against Hawaii (1/11) ... had 41 assists against Ohio State (1/12) ... registered 43 assists against Lewis (1/18) ... paced the offense to a .494 hitting percentage with 36 assists vs. Loyola (1/22) ... helped PSU to a .313 hitting percentage with 31 assists vs. Sacred Heart (1/25) ... posted 37 assists and three blocks vs. Harvard (1/26) ... had 36 assists vs. Pfeiffer (2/1) ... paced the offense to a .379 hitting percentage with 40 assists vs. Mount Olive (2/2) ... had 38 assists vs. Saint Francis (2/8) and helped Penn State hit .445 ... had 39 assists against Ohio State (2/9) ... led the team in digs with seven and tallied 32 assists vs. Sacred Heart (2/16) ... posted 47 assists against George Mason (2/22) ... had a season-high 52 assists against Princeton (2/23) ... recorded 41 assists at NJIT (3/2) ... tallied a season-high 56 assists with seven digs at IPFW (3/9) ... had 44 assists and seven digs at Ball State (3/10) ... tallied 29 assists and four digs at Ohio State (3/16) ... registered 36 assists and three blocks at Saint Francis (3/23) ... notched 48 assists and five digs at Princeton (3/29) ... paced the offense with 49 assists and a team-high 11 digs at George Mason (3/30) ... had 30 assists and five digs against Lees-McRae (4/5) ... posted 38 assists at Concordia (4/12) ... paced the offense with a .435 hitting percentage vs. Rutgers-Newark (4/19) ... had 35 assists and four digs vs. NJIT (4/20).

Had an ace vs. Lewis (1/18) ... tallied an ace vs. Harvard (1/26) ... notched an ace vs. Pfeiffer (2/1) ... recorded an ace vs. Mount Olive (2/2) ... registered an ace vs. Saint Francis (2/8) ... registered 10 assists, two aces and three digs at Rutgers-Newark (3/1) ... tallied two digs at IPFW (3/9) ... posted five assists and one kill at Ohio State (3/16) ... recorded an ace and a dig vs. Lees-McRae (4/5) ... had 10 assists and an ace vs. Rutgers-Newark (4/19).

2013 SEASON HIGHS

Kills: 3 vs. Lewis (1/18)
 Attacks: 6 vs. Lewis (1/18)
 Hitting Percentage: N/A
 Assists: 56 at IPFW (3/9)
 Aces: 2 at Saint Francis (3/23)
 Digs: 11 at George Mason (3/30)
 Blocks: 3, 4x, last at Saint Francis (3/23)

CAREER HIGHS

Kills: 3 vs. Lewis (1/18/13)
 Attacks: 6 vs. Lewis (1/18/13)
 Hitting Percentage: N/A
 Assists: 56 at IPFW (3/9/13)
 Aces: 2 at Saint Francis (3/23/13)
 Digs: 11 at George Mason (3/30/13)
 Blocks: 3, 4x, last at Saint Francis (3/23/13)

2013 SEASON HIGHS

Kills: 1 at Ohio State (3/16)
 Attacks: 1 at Ohio State (3/16)
 Hitting Percentage: N/A
 Assists: 10, 2x, last vs. Rutgers-Newark (4/19)
 Aces: 2 at Rutgers-Newark (3/1)
 Digs: 3 at Rutgers-Newark (3/1)
 Blocks: N/A

CAREER HIGHS

Kills: 1 at Ohio State (3/16/13)
 Attacks: 1 at Ohio State (3/16/13)
 Hitting Percentage: N/A
 Assists: 10, 2x, last vs. Rutgers-Newark (4/19/13)
 Aces: 2 at Rutgers-Newark (3/1/13)
 Digs: 3 at Rutgers-Newark (3/1/13)
 Blocks: N/A

1994 & 2008 NCAA National Champions



Connor
CURRY

RS-Sophomore
Newport Beach, Calif.

LIBERO



Nick
GOODELL

RS-Sophomore
Ambridge, Pa.

OUTSIDE HITTER

Second Team All-EIVA ... EIVA Defensive Player of the Week (1/14, 1/28) ... Mike Anderson Penn State Player of the Match (2/2) ... led the team with 12 digs vs. UCLA (1/10) ... had a team-best 11 digs vs. Ohio State (1/11) ... tied for first on the team with 12 digs vs. Lewis (1/18) ... tied his career high with 21 digs vs. Harvard (1/26) ... had a match-high nine digs vs. Pfeiffer (2/1) ... recorded a match-best 12 digs vs. Ohio State (2/9) ... had a match-high 14 digs vs. George Mason (2/22) ... led the Lions with nine digs against Princeton (2/23) ... had a match-high 10 digs at NJIT (3/2) ... had a team-best 13 digs at IPFW (3/9) ... led the team with eight digs at Ball State (3/10) ... had a team-high six digs at Ohio State (3/16) ... had a match-high 12 digs at Saint Francis (3/23) ... led the team with seven digs against Lees-McRae (4/5) ... posted seven digs vs. NJIT (4/20).

Mike Anderson Penn State Player of the Match (2/2) ... had one kill and one ace vs. Loyola (1/22) ... had eight kills and two blocks vs. Pfeiffer (2/1) ... had a team-high 13 kills on .632 hitting against Mount Olive (2/2) ... pounded eight kills at Harvard (2/15) ... led the team with nine kills at Rutgers-Newark (3/1) ... posted a match-high 12 kills at NJIT (3/2) ... second on the team with 14 digs and had nine digs at IPFW (3/9) ... pounded 10 kills on .444 hitting and had five digs vs. Lees-McRae (4/5) ... had a match-high 19 kills, seven digs and five blocks at Concordia (4/12) ... led the team in kills with nine and digs with four at UC Irvine (4/13) ... pounded nine kills and had six digs vs. NJIT (4/20).

2013 SEASON HIGHS

Kills: N/A
 Attacks: 1, 2x, last vs. Lees-McRae (4/5)
 Hitting Percentage: N/A
 Assists: 4, 2x, last at Concrordia (4/12)
 Aces: N/A
 Digs: 21 vs. Harvard (1/26)
 Blocks: N/A

CAREER HIGHS

Kills: N/A
 Attacks: 1, 3x, last vs. Lees-McRae (4/5/13)
 Hitting Percentage: N/A
 Assists: 4, 4x, last at Concordia (4/12/13)
 Aces: N/A
 Digs: 21, 2x, last vs. Harvard (1/26/13)
 Blocks: N/A

2013 SEASON HIGHS


Kills: 19 at Concordia (4/12)
 Attacks: 43 at IPFW (3/9)
 Hitting Percentage:632 (13-1-19) vs. Mount Olive (2/2)
 Assists: 1, 4x, last vs. NJIT (4/20)
 Aces: 6 at Concordia (4/12)
 Digs: 9 at IPFW (3/9)
 Blocks: 5, 2x, last at Concordia (4/12)

CAREER HIGHS

Kills: 22 vs. Harvard (4/7/12)
 Attacks: 43 at IPFW (3/9/13)
 Hitting Percentage:750 (15-0-20) at Harvard (2/17/12)
 Assists: 1, 7x, last vs. NJIT (4/20)
 Aces: 6 at Concordia (4/12/13)
 Digs: 9 at IPFW (3/9/13)
 Blocks: 6 vs. Sacred Heart (4/6/12)




Kyle
MARS
Senior
Rochester, N.Y.
OUTSIDE HITTER



Andrew
ROBERTS
Freshman
Grantville, Pa.
OPPOSITE

Mike Anderson Penn State Player of the Match (1/26) ... had three kills vs. Sacred Heart (1/25) ... posted seven kills, six digs and four blocks vs. Harvard (1/26) ... pounded three kills and had two blocks at Rutgers-Newark (3/1) ... recorded three kills at IPFW (3/9) ... pounded seven kills and had two blocks vs. Lees-McRae (4/5).

Redshirted.

2013 SEASON HIGHS

Kills: 7, 2x, last vs. Lees-McRae (4/5)
 Attacks: 20 vs. Harvard (1/26)
 Hitting Percentage: N/A
 Assists: 1 at Harvard (2/15)
 Aces: N/A
 Digs: 6 vs. Harvard (1/26)
 Blocks: 4 vs. Harvard (1/26)

CAREER HIGHS

Kills: 7, 2x, last vs. Lees-McRae (4/5/13)
 Attacks: 20 vs. Harvard (1/26/13)
 Hitting Percentage:250 (3-1-8) vs. Rutgers-Newark (2/10/12)
 Assists: 1, 3x, last at Harvard (2/15/13))
 Aces: N/A
 Digs: 6 vs. Harvard (1/26/13)
 Blocks: 4 vs. Harvard (1/26/13)

2013 SEASON HIGHS

Kills: N/A
 Attacks: N/A
 Hitting Percentage: N/A
 Assists: N/A
 Aces: N/A
 Digs: N/A
 Blocks: N/A

CAREER HIGHS

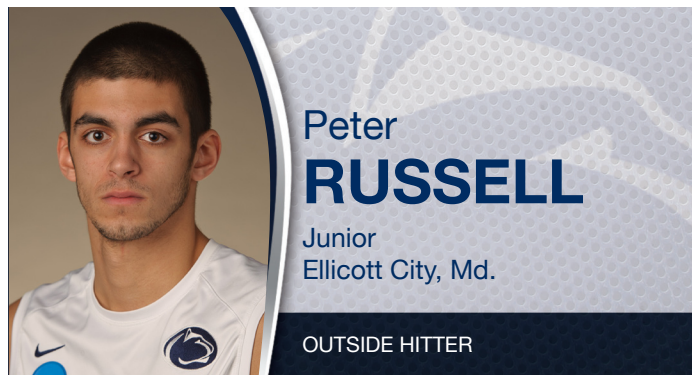
Kills: N/A
 Attacks: N/A
 Hitting Percentage: N/A
 Assists: N/A
 Aces: N/A
 Digs: N/A
 Blocks: N/A



Aaron
RUSSELL

Sophomore
Ellicott City, Md.

MIDDLE HITTER



Peter
RUSSELL

Junior
Ellicott City, Md.

OUTSIDE HITTER

UValdo Acosta Memorial EIVA Player of the Year ... First Team All-EIVA ... Off the Block Preseason All-America ... Outrigger Invitational All-Tournament Team ... EIVA Offensive Player of the Week (1/14, 2/25, 4/1, 4/22) ... Mike Anderson Penn State Player of the Match (2/9, 2/23, 4/5) ... led the team with 12 kills vs. UCLA (1/10) ... had 17 kills and seven digs at Hawaii (1/11) ... posted a match-high 13 kills and seven digs vs. Ohio State (1/12) ... had nine kills, seven digs and three blocks vs. Lewis (1/18) ... had seven kills vs. Sacred Heart (1/25) ... put down 11 kills vs. Mount Olive (2/2) ... had seven kills and a team-high seven digs vs. Saint Francis (2/8) ... led the team with 16 kills against Ohio State (2/9) ... had a team-high 11 kills at Harvard (2/15) ... put down nine kills and tallied six digs at Sacred Heart (2/16) ... third on the team with 13 kills and tied for team best with five blocks vs. George Mason (2/22) ... had a career-high 22 kills against Princeton (2/23) ... posted seven kills and two aces at Rutgers-Newark (3/1) ... second on the team with 11 kills at NJIT (3/2) ... had a match-high 19 kills and 20 digs at IPFW (3/9) ... led the Lions with 15 kills and had seven digs at Ball State (3/10) ... pounded a match-high 14 kills at Ohio State (3/16) ... put down 12 kills at Saint Francis (3/23) ... led the team with 18 kills, three aces and six digs at Princeton (3/29) ... had 17 kills at George Mason (3/30) ... tied for first on the team with 10 kills on .750 hitting with two blocks against Lees-McRae (4/5) ... second on the team with 15 kills and had seven digs and four blocks at Concordia (4/12) ... had six kills in eight swings and a team-best six digs vs. Rutgers-Newark (4/19) ... tied for first on the team with 11 kills on .500 hitting with a match-high 13 digs vs. NJIT (4/20).

Second Team All-EIVA ... Mike Anderson Player of the Game (1/22, 2/22) ... EIVA Offensive Player of the Week (1/28) ... posted nine kills vs. UCLA (1/10) ... had 11 kills against Hawaii (1/11) ... pounded 12 kills against Ohio State (1/12) ... had eight kills and 10 digs vs. Lewis (1/18) ... had a match-high 12 kills and three blocks vs. Harvard (1/26) ... pounded 11 kills and led the team with eight digs vs. Mount Olive (2/2) ... second on the team with nine kills vs. Saint Francis (2/8) ... notched 10 kills at Harvard (2/15) ... second on the team with 15 kills against George Mason (2/22) ... tallied seven digs vs. Princeton (2/23) ... led the team with seven digs at Rutgers-Newark (3/1) ... had eight kills on .800 hitting with eight digs at NJIT (3/2) ... was second on the team with 12 kills at Ball State (3/10) ... had a match-high 13 kills on .619 hitting at Saint Francis (3/23) ... tied for first on the team with 11 kills on .435 hitting vs. NJIT (4/20).

2013 SEASON HIGHS

Kills:22 vs. Princeton (2/23)
Attacks:43 vs. Princeton (2/23)
Hitting Percentage:750 (10-1-12) vs. Lees-McRae (4/5)
Assists:2 vs. NJIT (4/20)
Aces:3, 3x, last vs. NJIT (4/20)
Digs:13 vs. NJIT (4/20)
Blocks:5 vs. George Mason (2/22)

CAREER HIGHS

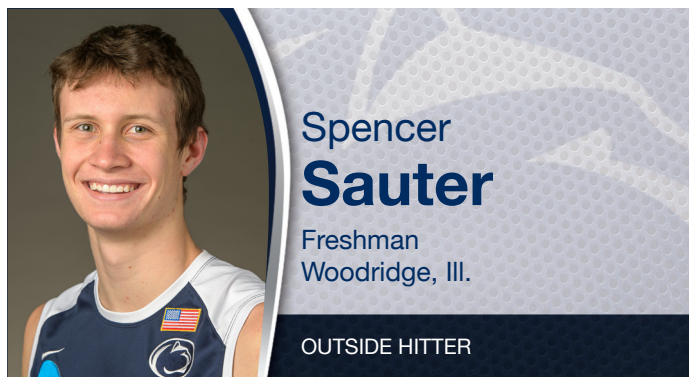
Kills:22 vs. Princeton (2/23/13)
Attacks:43 vs. Princeton (2/23/13)
Hitting Percentage:778 (7-0-9), 2x, last vs. Harvard (2/17/12)
Assists:3 at NJIT (3/23/12)
Aces:3, 6x, last vs. NJIT (4/20)
Digs:13 vs. NJIT (4/20)
Blocks:8 vs. Sacred Heart (4/6/12)

2013 SEASON HIGHS

Kills:15 vs. George Mason (2/22)
Attacks:33 vs. George Mason (2/22)
Hitting Percentage:800 (8-0-10) at NJIT (3/2)
Assists:3 vs. NJIT (4/20)
Aces:3 vs. Loyola (1/22)
Digs:10 vs. Lewis (1/18)
Blocks:4 vs. Princeton (2/23)

CAREER HIGHS

Kills:15 vs. George Mason (2/22/13)
Attacks:33 vs. George Mason (2/22/13)
Hitting Percentage:800 (8-0-10) at NJIT (3/2/13)
Assists:3 vs. NJIT (4/20)
Aces:3 vs. Loyola (1/22/13)
Digs:10 vs. Lewis (1/18/13)
Blocks:4, 2x, last vs. Princeton (2/23/13)



Had a team-best seven blocks at Hawaii (1/11) ... had three aces against Ohio State (1/12) ... had five kills and a team-best four blocks vs. Lewis (1/18) ... posted seven kills in nine swings and a match-high five blocks vs. Loyola (1/22) ... put up three blocks vs. Sacred Heart (1/25) ... had three aces and three blocks vs. Harvard (1/26) ... pounded six kills and had a team-best four blocks vs. Saint Francis (2/8) ... had six kills on 10 errorless swings against Georg Mason (2/22) ... posted eight kills and three blocks at NJIT (3/2) ... recorded four kills and three blocks at IPFW (3/9) ... led the team with four blocks vs. Rutgers-Newark (4/19) ... had seven kills on .500 hitting and three blocks vs. NJIT (4/20).

Redshirted.

2013 SEASON HIGHS

Kills: 8 at NJIT (3/2)
 Attacks: 13 at NJIT (3/2)
 Hitting Percentage: 1.000 (4-0-4) vs. UCLA (1/10)
 Assists: 2 vs. Sacred Heart (1/25)
 Aces: 3, 3x, last vs. George Mason (2/22)
 Digs: 4, 2x, last at Harvard (2/15)
 Blocks: 7 at Hawaii (1/12)

CAREER HIGHS

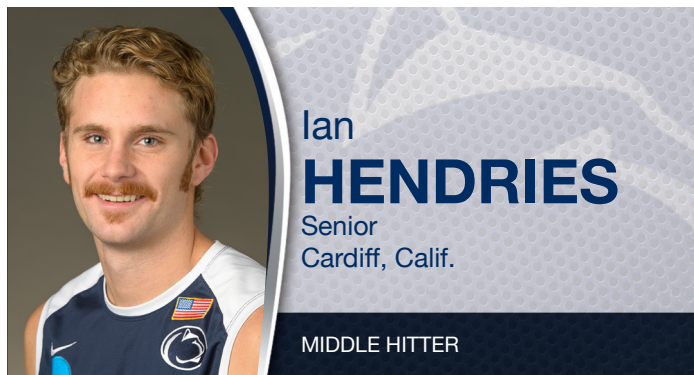
Kills: 13 vs. Rutgers-Newark (2/11/11)
 Attacks: 18, 4x, last vs. UCSB (3/11/11)
 Hitting Percentage: 1.000 (7-0-7) vs. Princeton (5/1/10)
 Assists: 2 vs. Sacred Heart (1/25/13)
 Aces: 5 vs. Ohio State (3/3/12)
 Digs: 4, 2x, last vs. Lewis (1/18/13)
 Blocks: 7, 2x, last at Hawaii (1/12/13)

2013 SEASON HIGHS

Kills: N/A
 Attacks: N/A
 Hitting Percentage: N/A
 Assists: N/A
 Aces: N/A
 Digs: N/A
 Blocks: N/A

CAREER HIGHS

Kills: N/A
 Attacks: N/A
 Hitting Percentage: N/A
 Assists: N/A
 Aces: N/A
 Digs: N/A
 Blocks: N/A



Ian
HENDRIES

Senior
Cardiff, Calif.

MIDDLE HITTER

Led the team with four blocks vs. Harvard (1/26) ... posted four kills and two blocks at Sacred Heart (2/16) ... recorded three kills at Rutgers-Newark (3/1) ... pounded three kills with three blocks at Ball State (3/10) ... put down four kills at Saint Francis (3/23) ... had seven kills on .778 hitting with seven blocks at Princeton (3/29) ... had a team-best four blocks vs. Lees-McRae (4/5) ... tallied four blocks at Concordia (4/12) ... had four blocks at UC Irvine (4/13) ... had three kills on three errorless swings vs. Rutgers-Newark (4/19).



Tom
COMFORT

Senior
Orchard Park, N.Y.

OPPOSITE

Mike Anderson Player of the Game (1/18) ... put down eight kills vs. UCLA (1/10) ... second on the team with 15 kills and four blocks at Hawaii (1/11) ... had 10 kills and a team-best four blocks vs. Ohio State (1/12) ... had a match-high 18 kills and 12 digs vs. Lewis (1/18) ... tied for first on the team with 10 kills on .556 hitting with four blocks vs. Loyola (1/22) ... had seven kills vs. Sacred Heart (1/25) ... was second on the team with nin kills vs. Harvard (1/26) ... pounded nine kills vs. Saint Francis (2/8) ... was second on the team with 13 kills vs. Ohio State (2/9) ... recorded eight kills on .636 hitting at Sacred Heart (2/16) ... had a team-high 18 kills against George Mason (2/22) ... finished second on the team with 14 kills and four blocks against Princeton (2/23) ... was second on the team with 13 kills on .346 hitting at Ohio State (3/16) ... pounded 11 kills at Saint Francis (3/23) ... posted five kills vs. Rutgers-Newark (4/19).

2013 SEASON HIGHS

Kills: 7 at Princeton (3/29)
 Attacks: 9, 2x, last at Princeton (3/29)
 Hitting Percentage: 1.000 (4-0-4) at Sacred Heart (2/16)
 Assists: 1 at George Mason (3/30)
 Aces: 1, 5x, last at Concordia (4/12)
 Digs: 4 vs. Mount Olive (2/2)
 Blocks: 7 at Princeton (3/29)

CAREER HIGHS

Kills: 7 at Princeton (3/29/13)
 Attacks: 11, 2x, last vs. Rutgers-Newark (2/11/11)
 Hitting Percentage:833 (5-0-6) at Saint Francis (2/23/11)
 Assists: 2 at Rutgers-Newark (3/24/12)
 Aces: 2 at Loyola (1/30/10)
 Digs: 4 vs. Mount Olive (2/2/13)
 Blocks: 7 at Princeton (3/29/13)

2013 SEASON HIGHS

Kills: 18, 2x, last vs. George Mason (2/22)
 Attacks: 41 vs. Lewis (1/18)
 Hitting Percentage:636 (8-1-11) at Sacred Heart (2/16)
 Assists: 2 vs. Lewis (1/18)
 Aces: 2, 3x, last vs. Ohio State (2/9)
 Digs: 12 vs. Lewis (1/18)
 Blocks: 4, 4x, last vs. Princeton (2/23)

CAREER HIGHS

Kills: 21 at Hawaii (1/8/10)
 Attacks: 43 at UCLA (3/9/11)
 Hitting Percentage:636 (8-1-11) at Sacred Heart (2/16/13)
 Assists: 2 vs. Lewis (1/18/13)
 Aces: 4, 2x, last vs. Ball State (3/18/11)
 Digs: 12 vs. Lewis (1/18/13)
 Blocks: 5 at George Mason (2/26/11)



Matt
KAPUSTA

Junior
Bethel Park, Pa.

OUTSIDE HITTER

Made career debut vs. Sacred Heart (1/25) ... pounded a kill vs. Pfeiffer (2/1) ... posted three kills and one block vs. Rutgers-Newark (4/19).



Scott
KEGERREIS

RS-Junior
Honeybrook, Pa.

OUTSIDE HITTER

Mike Anderson Penn State Player of the Match (2/1) ... posted three kills vs. UCLA (1/10) ... recorded two kills vs. Sacred Heart (1/25) ... had a team-high 11 kills on .769 hitting and six digs vs. Pfeiffer (2/1) ... posted two blocks at Sacred Heart (2/16). ... pounded seven kills on .600 hitting at Rutgers-Newark (3/1) ... posted seven kills against Lees-McRae (4/5) ... tallied four kills and two blocks vs. NJIT (4/20).

2013 SEASON HIGHS

Kills:.....3 vs. Rutgers-Newark (4/19)
 Attacks:6 vs. Rutgers-Newark (4/19)
 Hitting Percentage:N/A
 Assists:.....1 vs. Lees-McRae (4/5)
 Aces:N/A
 Digs:1 vs. Rutgers-Newark (4/19)
 Blocks:1 vs. Rutgers-Newark (4/19)

CAREER HIGHS

Kills:.....3 vs. Rutgers-Newark (4/19/13)
 Attacks:6 vs. Rutgers-Newark (4/19/13)
 Hitting Percentage:N/A
 Assists:.....1 vs. Lees-McRae (4/5/13)
 Aces:N/A
 Digs:1 vs. Rutgers-Newark (4/19/13)
 Blocks:1 vs. Rutgers-Newark (4/19/13)

2013 SEASON HIGHS

Kills:.....11 vs. Pfeiffer (2/1)
 Attacks:16 vs. Lees-McRae (4/5)
 Hitting Percentage:769 (11-1-13) vs. Pfeiffer (2/1)
 Assists:.....1, 2x, last at Ohio State (3/16)
 Aces:1, 3x, last vs. Rutgers-Newark (4/19)
 Digs:6 vs. Pfeiffer (2/1)
 Blocks:2, 3x, last vs. Rutgers-Newark (4/19)

CAREER HIGHS

Kills:.....14, 2x, last vs. CS-Northridge (2/5/11)
 Attacks:27, 2x, last vs. CS-Northridge (2/5/11)
 Hitting Percentage:769 (11-1-13) vs. Pfeiffer (2/1/13)
 Assists:.....2 vs. Rutgers-Newark (2/11/11)
 Aces:3 vs. Loyola (1/28/11)
 Digs:7, 2x, last at IPFW (4/16/11)
 Blocks:3, 2x, last vs. Loyola (1/28/11)



Kyle
GREGAN

Sophomore
Pittsburgh, Pa.

MIDDLE HITTER

Made season debut at Hawaii (1/11) ... had two kills and two digs vs. Rutgers-Newark (4/19).



Matt
CALLAWAY

Freshman
Wheaton, Ill.

MIDDLE HITTER

Redshirted.

2013 SEASON HIGHS

Kills: 2 vs. Rutgers-Newark (4/19)
 Attacks: 4 vs. Rutgers-Newark (4/19)
 Hitting Percentage: N/A
 Assists: N/A
 Aces: N/A
 Digs: 2 vs. Rutgers-Newark (4/19)
 Blocks: 1 vs. Rutgers-Newark (4/19)

CAREER HIGHS

Kills: 2 vs. Rutgers-Newark (4/19/13)
 Attacks: 4 vs. Rutgers-Newark (4/19/13)
 Hitting Percentage: N/A
 Assists: N/A
 Aces: N/A
 Digs: 2 vs. Rutgers-Newark (4/19/13)
 Blocks: 1, 2x, last vs. Rutgers-Newark (4/19/13)

2013 SEASON HIGHS

Kills: N/A
 Attacks: N/A
 Hitting Percentage: N/A
 Assists: N/A
 Aces: N/A
 Digs: N/A
 Blocks: N/A

CAREER HIGHS

Kills: N/A
 Attacks: N/A
 Hitting Percentage: N/A
 Assists: N/A
 Aces: N/A
 Digs: N/A
 Blocks: N/A



Matt
SEIFERT

Redshirt-Freshman
Reading, Pa.

MIDDLE HITTER

Second Team All-EIVA ... EIVA Defensive Player of the Week (2/23) ... Mike Anderson Penn State Player of the Match (2/8) ... pounded nine kills with two blocks vs. UCLA (1/10) ... had seven kills and five blocks at Hawaii (1/11) ... had six kills and three blocks vs. Ohio State (1/12) ... had seven kills on .400 hitting with three blocks vs. Lewis (1/18) ... pounded six kills in nine swings vs. Loyola (1/22) ... had three aces vs. Sacred Heart (1/25) ... had a match-high five blocks vs. Mount Olive (2/2) ... pounded a team-best 10 kills on .769 hitting against Saint Francis (2/8) ... posted seven kills and four blocks at Sacred Heart (2/16) ... led the team with eight blocks vs. Princeton (2/23) ... tied for first on the squad with five blocks vs. George Mason (2/22) ... had nine kills on .429 hitting with eight blocks vs. Princeton (2/23) ... had eight kills on .667 hitting and four blocks at Rutgers-Newark (3/1) ... had six kills in eight errorless swings at NJIT (3/2) ... had 11 kills and three blocks at IPFW (3/9) ... pounded six kills at Ball State (3/10) ... had four kills and three blocks at Saint Francis (3/23) ... pounded seven kills and two blocks at Princeton (3/29) ... put down eight kills at George Mason (3/30) ... had three blocks vs. Lees-McRae (4/5) ... had seven kills on .667 hitting with five blocks at Concordia (4/12) ... had three kills and two blocks at UC Irvine (4/13) ... pounded eight kills on .778 hitting with three blocks vs. Rutgers-Newark (4/19) ... had four kills and two blocks vs. NJIT (4/20).

2013 SEASON HIGHS

Kills: 11 at IPFW (3/9)
 Attacks: 18 at IPFW (3/9)
 Hitting Percentage:78 (7-1-9) vs. Rutgers-Newark (4/19)
 Assists: 1, 3x, last at Concordia (4/12)
 Aces: 3 vs. Sacred Heart (1/25)
 Digs: 2, 5x, last at George Mason (3/30)
 Blocks: 8 vs. Princeton (2/23)

CAREER HIGHS

Kills: 11 at IPFW (3/9/13)
 Attacks: 18 at IPFW (3/9/13)
 Hitting Percentage:78 (7-1-9) vs. Rutgers-Newark (4/19/13)
 Assists: 1, 2x, last at George Mason (3/30/13)
 Aces: 3 vs. Sacred Heart (1/25/13)
 Digs: 2, 5x, last at George Mason (3/30/13)
 Blocks: 8 vs. Princeton (2/23/13)