



PENN STATE HOCKEY

2014-15 NITTANY LIONS

GoPSUsports.com // Twitter & Instagram: PennStateMHKY // Facebook.com/PennStateMensHockey
 Contact: Jeremy Fallis // jeremy.fallis@psu.edu // @GoPSUJeremy // O: (814) 863-1388 // C: (814) 206-6544

2014-15 SCHEDULE

Overall: 15-9-4 // Home: 10-1-3 // Away: 4-5-0 // Neutral: 1-3-1
 Big Ten: 7-4-1-0 // Home: 4-1-1-0 // Away: 3-3-0-0

Date	Opponent	Result/Time
Oct. 10	CONNECTICUT	T (OT) 2-2
Oct. 11	CONNECTICUT	W 7-1
Oct. 17	vs. Alaska Anchorage	T (OT) 3-3
Oct. 18	at Alaska	L 3-4
Oct. 24	HOLY CROSS	W 3-1
Oct. 26	HOLY CROSS	W 7-1
Oct. 30	BENTLEY	W 3-2
Oct. 31	BENTLEY	W 3-2
Nov. 14	at #4 UMass Lowell	L 3-5
Nov. 15	at #4 UMass Lowell	W 4-1
Nov. 21	* at Michigan	W 3-2
Nov. 22	* at Michigan	L 1-8
Nov. 29	² vs. Cornell	L 1-3
Dec. 5	* at Wisconsin	W 5-2
Dec. 6	* at Wisconsin	W 4-2
Dec. 29	³ vs. Robert Morris	L 2-4
Dec. 30	³ vs. Western Michigan	L 1-4
Jan. 9	* OHIO STATE	L (OT) 4-5
Jan. 10	* OHIO STATE	W 4-1
Jan. 16	* MICHIGAN STATE	T (SOL) 2-2
Jan. 17	* MICHIGAN STATE	W 5-2
Jan. 23	NORTHERN MICHIGAN	W 5-4
Jan. 24	NORTHERN MICHIGAN	T (OT) 5-5
Jan. 31	⁴ vs. #14 Vermont	W 4-2
Feb. 6	* WISCONSIN	W 5-2
Feb. 7	* WISCONSIN	W 4-1
Feb. 13	* at Michigan State	L 0-3
Feb. 14	* at Michigan State	L 2-3
Feb. 20	* #15 MINNESOTA	6:30 p.m.
Feb. 21	* #15 MINNESOTA	5:00 p.m.
Feb. 27	* at Ohio State	6:30 p.m.
Feb. 28	* at Ohio State	7:00 p.m.
March 6	* MICHIGAN	7:00 p.m.
March 7	* MICHIGAN	3:00 p.m.
March 13	* at #15 Minnesota	8:00 p.m.
March 14	* at #15 Minnesota	8:00 p.m.

2015 BIG TEN TOURNAMENT

March 19	^ Big Ten Quarterfinals	4:30/8 p.m.
March 20	^ Big Ten Semifinals	4:30/8 p.m.
March 21	^ Big Ten Final	8:00 p.m.

All Times Eastern

Home games in CAPS at Pegula Ice Arena

* Big Ten Conference games

^ Big Ten Tournament; Detroit (Joe Louis Arena)

¹ Brice Goal Rush; Fairbanks, Alaska (Carlson Center)

² Frozen Apple; New York (Madison Square Garden)

³ Three Rivers Classic; Pittsburgh (CONSOL Energy Center)

⁴ Philadelphia College Hockey Faceoff (Wells Fargo Center)

Rankings based on USA Today/USA Hockey poll



PENN STATE NITTANY LIONS
 (15-9-4, 7-4-1-0 Big Ten)

#15 MINNESOTA GOLDEN GOPHERS
 (16-9-3, 7-2-3-0 Big Ten)

GAME 29: February 20, 2015 • 6:30 p.m. • Pegula Ice Arena • University Park, Pa.

GAME DAY

VENUE	Pegula Ice Arena (5,782)
TELEVISION	Big Ten Network
STREAMING TV	BTN2Go
TALENT	Fred Pletsch (pxp), Ben Clymer (analysis)
RADIO	Penn State Sports Network
STREAMING AUDIO	GoPSUsports.com LIVE (\$)
TALENT	Brian Tripp (pxp), Tim King (analysis)
SERIES RECORD	Minnesota leads 4-0-0
LAST MEETING	March 1, 2014; MINN 2-1 (at Mariucci Arena)
NEXT TIME OUT	Feb. 21 vs. Minnesota, 5 p.m.

GAME STORIES

- PSU looks to rebound after first sweep of the season when it welcomes Minnesota
- Nittany Lions look to build upon 10-1-3 home record, which is tied-for-second in country
- Goalie **PJ Musico** expected to start for fourth time this season on Friday night
- All of PSU's wins have come when scoring 3+ goals, all its losses when giving up 3+ goals
- Penn State defenseman have 22 points in last 8 games, had just 26 in first 20 games
- Big Ten's leading scorer **Casey Bailey** (20) is just three goals off the national lead
- Nittany Lions lead nation in third-period scoring since Jan. 8 with 30 goals
- Minnesota sits in a tie for first place after sweeping Michigan at Mariucci Arena
- Golden Gophers have nation's sixth-ranked scoring offense, top power play

PENN STATE VS. MINNESOTA COMPARISON

TEAM STATS	PSU	MINN	LEADERS	PSU	MINN
Overall record	15-9-4	16-9-3	Points	Bailey (34)	M. Reilly (32)
Conference record	7-4-1	7-2-3	Goals	Bailey (20)	Rau/Boyd (13)
Conf. Shootout W-L	0-1	0-3	Assists	Holstrom (21)	M. Reilly (27)
Goals scored	95	100	PPG	Bailey (4)	Boyd (7)
Goals scored per game	3.4	3.6	SHG	Four with 1	Rau (2)
Goals allowed	77	71	GWG	Goodwin (4)	Boyd (6)
Goals allowed per game	2.8	2.5	Penalties	Conway (14)	Bristedt (16)
First period goals	21	36	PIM	Varley (31)	M. Reilly (42)
Second period goals	35	33	Shots	Bailey (167)	M. Reilly (83)
Third period goals	39	29	Shot Pct.	Scheid (.217)	Boyd (.289)
Overtime goals	0	2	+/-	Bailey (+12)	M. Reilly (+18)
Shots	1152	941	GOALTENDER LEADERS		
Shots per game	41.1	33.6	Games	Skoff (16)	Wilcox (28)
Shot pct.	.082	.106	Starts	Skoff (16)	Wilcox (28)
Assists	152	176	Wins	Skoff (7)	Wilcox (16)
Penalties per game	4.2	5.0	Saves	Skoff (388)	Wilcox (659)
Power plays	23-107	31-108	Save Pct.	Skoff (.907)	Wilcox (.905)
Power-play pct.	.215	.287	GAA	Skoff (2.73)	Wilcox (2.50)
Penalty kills	81-98	83-104	Records	Skoff (7-5-2)	Wilcox (16-8-3)
Penalty-kill pct.	.827	.798	Records	Musico (4-2-1), McAdam (4-2-1)	
Saves	796	675	Shutouts	n/a	Wilcox (4)
Shutouts	0	4	30% of goalie time played to qualify		



@PennStateMHKY



PennStateMensHockey

YouTube GoPSUTV



2014-15 PENN STATE HOCKEY

GAME NOTES vs. MINNESOTA (FEB. 20)

NITTANY LIONS WELCOME GOPHERS TO PEGULA

The Nittany Lions return to Pegula Ice Arena for a crucial series with co-Big Ten leader No. 15 Minnesota Friday (6:30 p.m.) and Saturday (5 p.m.).

Friday's game is slated for a live broadcast on Big Ten Network/BTN2Go with Fred Pletsch and Ben Clymer providing commentary. The series finale will air live on ESPN/WatchESPN with John Buccigross and Blake Geoffrion on the call.

SCOUTING THE GOLDEN GOPHERS

Minnesota (16-9-3, 7-2-3-0 Big Ten) enters Pegula Ice Arena with a six-game unbeaten streak after a sweep of first-place Michigan at home, creating a tie at the top of the standings. The Golden Gophers have overcome a mid-season rough patch that featured a 4-9-2 record following a 7-1-0 start to the season as the preseason No. 1 team.

During the 5-0-1 run, Minnesota has scored four or more goals in five of those contests and held their opponents to two goals or less in each of the last four games. The Gophers won four of those games at home over Ohio State and the Wolverines to improve to 11-2-1 at Mariucci Arena. On the road, Minnesota is 3-5-2 with a 2-2-0 mark on neutral ice.

The Gophers are steered by a powerful offense that scores 3.57 goals per game, which ranks sixth nationally. The offense is fueled by the nation's best power play that scores at a 28.7 percent clip. Thirty-one of the team's 100 goals have come by way of the man advantage.

Individually, Minnesota's leading point scorer is defenseman Mike Reilly, a junior who is a fourth-round draft pick by the Columbus Blue Jackets. Reilly leads the nation in defensive scoring with five goals, 27 assists and 32 points. Forwards Kyle Rau and Travis Boyd each have 13 goals, while Reilly's brother, Connor, has 11 tallies. Reilly will miss this weekend's series due to an injury suffered at Wisconsin.

Other key offensive weapons at the Gophers' disposal are Justin Kloos and Seth Ambroz with their respective nine goals. Taylor Cammarata has supplied 20 assists, which is second best to Mike Reilly's total. Hudson Fasching (8 goals), Sam Warning (7) and Vinni Lettieri (6) exhibit Minnesota's scoring depth.

Between the pipes is last year's Big Ten Player of the Year, Adam Wilcox. Wilcox has started all 28 games with a 2.50 GAA and .905 save percentage this season, while shutting out four opponents.

SERIES HISTORY WITH MINNESOTA

All-Time Series: 0-4-0
PSU at home: 0-2-0
PSU at MINN: 0-2-0
PSU on Neutral Ice: 0-0-0
PSU Streak: 4 losses
First Meeting: 1/12/14, MINN 3-2
Last Meeting: 3/1/14, MINN 2-1
Last PSU Win: n/a
Last MINN Win: 3/1/14, MINN 2-1
Last Tie: n/a
Largest PSU Win: n/a
Largest MINN Win: 5-1, 2/28/14

ALL-TIME MEETINGS WITH MINNESOTA

3/1/14	L	1-2	A
2/28/14	L	1-5	A
1/13/14	L	2-5	H
1/12/15	L	2-3	H

NITTANY LIONS SUFFER FIRST SWEEP

Penn State saw its eight-game unbeaten streak come to a halt with a pair of losses at Michigan State, 3-0 and 3-2.

In the opener, MSU controlled the pace of play on Friday, becoming the first opponent to shutout Penn State all season. In the process, the Spartans became just the third team to out-shoot the Nittany Lions all season with a 34-28 advantage, including a decisive 22-13 edge in the opening two frames. **PJ Musico** made 31 saves.

On Saturday, Penn State came out energized and dominated possession and shot count (36-20) for the first two periods. Nevertheless, Penn State trailed 2-1 and would ultimately fall behind 3-1 on a Mackenzie MacEachern hat trick with two of his goals coming on the power play.

Casey Bailey tallied his conference-leading 20th goal in a 5-on-4 extra attacker situation with 1:14 remaining, but the Nittany Lions were unable to scrape any closer, ultimately getting out-shot 9-6 in the period and falling 3-2 in the game.

Connor Varley tallied a power-play goal in the second period to briefly even the score, while Matthew Skoff had 26 saves.

RETURNING TO THE FRIENDLY CONFINES

Penn State and Minnesota are among the best teams when it comes to home ice advantage. The Nittany Lions (10-1-3) and Gophers (11-2-1) sport identical .821 winning percentages at their respective home arenas, which is tied for second in the country behind Minnesota State (.857, 12-2-0).

Penn State's is the only team left in NCAA Division I with one loss or fewer, and that loss came in overtime to Ohio State (Jan. 9) following a four-goal comeback.

PACKING THE PEG

Penn State has played to a sellout crowd in 29-of-32 home games, including 13 of 14 this season. More than 6,000 fans have filed into the arena on 18 occasions with a season-high 6,203 see Penn State beat Northern Michigan, 5-4, on Friday, Jan. 23. That crowd was the fourth-best at PIA.

Currently, Penn State ranks seventh in average attendance (6,014) and leads the nation in building capacity percentage (104.0 percent). Only Quinnipiac (102.0) can boast a capacity percentage over 100.

Last season, 108,193 total fans packed Pegula Ice Arena during the facility's inaugural campaign, filling the 5,782-seat arena with an average of 6,011 fans per game.

MUSICO TO MY EARS

Entering the season, **PJ Musico** was Penn State's third goaltender and didn't see action through the first 16 games of the year. Since then, Musico has played in eight of the last 12 games, initially in a reserve role earning more playing time on each occasion, before garnering his first start vs. No. 14 Vermont.

Against the Catamounts, Musico made 33 saves to earn his second win of the year, improving to 2-1-1. His 33 saves were the most since making 46 at Wisconsin on Feb. 24, 2014. The start was his first since March 7, 2014, also against Wisconsin.

The following weekend, Musico anchored Penn State's sweep of Wisconsin, improving to 4-1-1 at the time. The senior from California started in Friday's 3-0 loss to Michigan State despite making 31 saves.

Musico was announced as Friday's starter vs. Minnesota by head coach **Guy Gadowsky** on Wednesday. He is 4-2-1 this season with a 2.13 GAA and .933 save percentage.

OVER/UNDER THREE GOALS

The demarcation line of Penn State's success can be found in one number: 3. All of Penn State's wins have come when scoring at least three goals, while all of Penn State's losses have come when giving up three or more goals.

The Nittany Lions are resoundingly better when scoring three goals or more (15-3-2) than not (0-6-2). Defensively, the same holds true as Penn State is 14-0-2 when allowing less than three goals, but just 1-9-2 when giving up three or more.

2014-15 BIG TEN CONFERENCE STANDINGS

(as of Feb. 18, 2014)

	GP	Pts.	B1G	GF	GA	Overall	GF	GA	Last 5
Michigan (rv/15)	12	24	8-4-0-0	59	36	16-10-0	103	77	2-3-0
Minnesota (15/17)	12	24	7-2-3-0	52	33	16-9-3	100	71	4-0-1
Michigan State	12	22	6-4-2-2	25	27	12-12-2	60	61	4-1-0
PENN STATE (-/rv)	12	22	7-4-1-0	39	33	15-9-4	95	77	3-2-0
Ohio State	12	9	3-9-0-0	28	49	8-16-2	67	91	1-4-0
Wisconsin	12	7	1-9-2-2	28	53	3-19-4	52	102	1-3-1

(USA Hockey/USCHO Polls); Three points for a win, two for a shootout win, one for a shootout loss

PAST RESULTS & UPCOMING SCHEDULE

Friday, Feb. 6 PENN STATE 5, Wisconsin 2 Minnesota 4, Ohio State 2	Friday, Feb. 13 Ohio State 2, Wisconsin 1 Michigan State 3, PENN STATE 0 Minnesota 6, Michigan 2	Friday, Feb. 20 Minnesota at PENN STATE, 6:30 PM Michigan at Ohio State, 7 PM Michigan State at Wisconsin, 9 PM
Saturday, Feb. 7 PENN STATE 5, Wisconsin 2 Minnesota 4, Ohio State 2 Michigan 4, Michigan State 1 ⁽¹⁾	Saturday, Feb. 14 Michigan State 3, PENN STATE 2 Wisconsin 3, Ohio State 2 Minnesota 2, Michigan 0	Saturday, Feb. 21 Minnesota at PENN STATE, 5 PM Michigan State at Wisconsin, 8 PM
(1) at Chicago	All Times Eastern	Sunday, Feb. 22 Ohio State at Michigan, 5 PM

2014-15 PENN STATE HOCKEY



DEFENSIVE CORPS STEPPING UP OFFENSIVELY

Over the past nine games, Penn State has received a crucial scoring and assist bump from an unfamiliar place: the defense.

The Nittany Lion defense has contributed five goals and 17 assists for 22 points, which may not seem like a lot in the grand scheme of things, but that's 43.5 percent of the entire defense's point output for the year.

Games	Goals	Assists	Points	Percent
First 20	1	25	26	54.2%
Last 8	5	17	22	45.8%

For Penn State, the production has been widespread with every defenseman that's skated in more than one game tallying at least two points.

TOP LINE REMAINS PRODUCTIVE, INTACT

Penn State has used 37 different offensive line combinations through 28 games, but one thing has remained constant: **David Goodwin-Taylor Holstrom-Casey Bailey** will play and score.

The three have combined for 36 goals, 43 assists and a plus-39 rating. Currently, the line is 13-7-4 this season.

The threesome have been together in 24 of 28 contests (only times not together were Oct. 17 at Alaska, Dec. 5-6 at Wisconsin and Dec. 30 vs. Western Michigan), accounting for 79 of Penn State's 243 points (32 percent).

Only the Richard-Conway-Scheid line (35 points) has more than nine points this season amongst the forwards.

BAILEY THREE OFF NATIONAL SCORING LEAD

Behind a Big Ten-leading 20 goals, junior forward **Casey Bailey** has regained his scoring form from 2012-13 that saw him tally 14 goals during his freshman campaign. Last season, Bailey tallied nine goals in 32 games.

Entering this week, Bailey is one of five players in the country with 20 goals. He is behind only Union's Daniel Ciampini (23 goals), RIT's Matt Garbowski (21) and AIC's Austin Orszulak, while tied with Minnesota State's Bryce Gervais (20).

Bailey ranks tied-fourth nationally in goals per game (0.71) and tied-for-15th nationally in points per game (1.21)

Bailey is first on the team with 10 multi-point games this season and has 18 in his Penn State career. He has tallied a point in 20 of 28 games this year.

RIGHT WHERE WE WANT 'EM

The Nittany Lions have excelled in goals while trailing or tied in the New Year. Penn State leads the nation in this category over that time frame with 30 goals (2.73 per game). PSU has scored 40 total goals in that span, which means 75 percent of the team's goals have come while tied or behind.

While tied or trailing since Jan. 9, Penn State leads in the county in even-strength goals (22).

THIRD PERIOD SCORING MACHINE

Since Penn State's first game of the new year on Jan. 9, the Nittany Lions are third in the country with 21 third-period goals for an average of 1.91 per game.

Leading the Penn State third-period charge is **Casey Bailey** with six goals, while line mate **David Goodwin** has three tallies in that span.

OFFENSE LOOKS TO REFUEL

Penn State's offense went dormant last weekend vs. Michigan State, registering just two goals. The two goals were the fewest in a weekend since a pair of losses at the Three Rivers Classic (4-2 vs. RMU, 4-1 vs. Western Michigan).

The Nittany Lions had tallied 38 goals (4.22 per game), scoring at least four goals in all but one game in in the previous nine games. The 4.22 goals per game ranked third nationally since Jan. 9 behind only Michigan (5.57) and BU (4.33) at the time.

JUNIORS PROVIDING THE SCORING

Penn State's juniors have been the most productive scoring class this year with 47 goals and 59 assists for 106 points, which is good for 42.9 percent of the team's total point production.

As for goals, the juniors have tallied 49.5 percent of the tallies led by leading scorers **Casey Bailey** (20) and **Eric Scheid** (13).

The three other classes combined have totaled 48 goals and 93 assists for 141 points.

BALANCED NITTANY LION SCORING

Penn State has 95 goals through 28 games, an average of 3.39 goals as opposed to last year's 2.22 average (80 goals in 36 games).

Eight Nittany Lions have tallied 10 or more points so far this season: **Casey Bailey** (34), **Taylor Holstrom** (27), **David Goodwin** (24), **Eric Scheid** (23), **Scott Conway** (19), **Dylan Richard** (17), **Curtis Loik** (16) and **Luke Juha** (13). Last season 12 Lions garnered at least 10 points or more in 36 contests.

Moreover, 19 different Nittany Lions have registered a goal this season with a total of 22 Lions recording a point. In 2013-14 alone, 16 Lions scored goals with 21 total earning points.

SECOND LINE SCORING RE-EMERGES

Penn State's second line of **Eric Scheid**, **Dylan Richard** and **Scott Conway** provided the scoring punch it was missing from its top line against Northern Michigan and has continued through the weekend vs. Wisconsin.

The trio has now appeared in 10 games this season (7-1-2), tallying 13 goals and 21 assists for 34 points.

SCHEID'S CONTRIBUTIONS CONTINUE

Forward **Eric Scheid** missed six games and returned to the ice in impressive fashion, tallying four multi-point games and a pair of two-goal performances to pace the Penn State offense since Jan. 9.

Scheid has tallied a point in nine of 11 games since his return. Scheid is second on the team with 13 goals. The Nittany Lions went 2-4-0 in during his absence, which puts PSU at 13-5-4 when Scheid is in the lineup.

FIRE AWAY!

Penn State likes to shoot the puck. A lot. The Nittany Lions lead NCAA Division I men's hockey with 41.14 shots per game, over five shots more per game than second best Boston University (36.07).

The Nittany Lions have fired 50 or more shots on six occasions this season, going 4-0-2. Moreover, PSU has attempted 40 or more shots 15 times, going 9-4-2 in those games.

The Nittany Lions have out-shot their opponents in 23 of 28 games this year. PSU is 12-7-4 when out-shooting its

PENN STATE'S RECORD IS...

14-13-5	all-time at Pegula Ice Arena
10-1-3	at home
4-5-0	on the road
1-3-1	on neutral ice
10-1-1	when scoring first
5-8-3	when opponent scores first
8-1-1	when leading after the 1st period
3-3-2	when trailing after the 1st period
4-5-1	when tied after the 1st period
12-1-1	when leading after the 2nd period
3-7-2	when trailing after the 2nd period
0-1-1	when tied after the 2nd period
0-1-4	in overtime games
12-7-4	when out-shooting opponent
2-2-0	when out-shot by opponent
1-0-0	when taking same # of shots
9-6-2	when winning more faceoffs
6-3-2	when losing more faceoffs
0-0-0	when tied in faceoffs
7-3-1	when taking more penalties
6-3-2	when taking fewer penalties
2-3-1	when taking the same # of penalties
13-3-1	when scoring a power play goal
2-6-3	when not scoring a power play goal
7-3-2	when allowing a power play goal
8-6-2	when not allowing a power play goal
0-1-0	when scoring 0 goals
0-3-0	when scoring 1 goal
0-2-2	when scoring 2 goals
4-2-1	when scoring 3 goals
5-1-0	when scoring 4 goals
6-0-1	when scoring 5+ goals
0-0-0	when allowing 0 goals
6-0-0	when allowing 1 goal
8-0-2	when allowing 2 goals
0-3-1	when allowing 3 goals
1-3-0	when allowing 4 goals
0-3-1	when allowing 5+ goals
5-1-2	in October
2-3-0	in November
2-2-0	in December
4-1-2	in January
2-2-0	in February
0-0-0	in March
0-1-0	on Monday
0-1-0	on Tuesday
1-0-0	on Thursday
6-3-3	on Friday
7-4-1	on Saturday
1-0-0	on Sunday
4-0-1	during the day
9-9-3	at night
4-1-0	vs. Atlantic Hockey
13-11-1	all-time vs. Atlantic Hockey
7-4-1	vs. Big Ten
14-23-2	all-time vs. Big Ten
0-1-0	vs. ECAC Hockey
0-7-0	all-time vs. ECAC Hockey
3-1-1	vs. Hockey East
0-1-0	vs. NCHC
1-1-2	vs. WCHA
2-1-0	vs. USA Hockey ranked opponents
11-8-4	vs. unranked opponents
8-6-2	when Matthew Skoff starts
4-2-2	when Eamon McAdam starts
3-1-0	when PJ Musico starts
4-3-4	games decided by a goal or less



2014-15 PENN STATE HOCKEY

2014-15 MEN'S HOCKEY POLLS

USA Today/USA Hockey (Feb. 16, 2014)

1	North Dakota	20-6-3	3
2	Boston University	19-5-2	2
3	Minnesota State	23-6-2	1
4	Michigan Tech	24-7-1	5
5	Nebraska Omaha	17-8-3	4
6	Miami	18-9-1	7
7	Minnesota Duluth	18-11-1	6
8	Bowling Green	18-7-5	8
9	Denver	16-10-2	9
10	Quinnipiac	20-8-2	14
11	Boston College	18-10-2	11
12	Providence	18-10-2	10
13	Harvard	13-8-3	13
14	Yale	15-7-3	RV
15	Minnesota	16-9-3	RV

Others Receiving Votes: **UMass Lowell, Robert Morris, Michigan, Vermont, Colgate, Northeastern**

USCHO.com (Feb. 16, 2014)

1	North Dakota	20-6-3	2
2	Minnesota State	23-6-2	1
3	Boston University	19-5-4	3
4	Michigan Tech	24-7-1	5
5	Nebraska Omaha	17-8-3	4
6	Miami	18-9-1	7
7	Minnesota Duluth	18-11-1	6
8	Bowling Green	18-7-5	8
9	Denver	16-10-2	9
10	Boston College	18-10-2	10
11	Quinnipiac	20-8-2	13
12	Providence	18-10-2	11
13	Yale	15-7-3	15
14	Harvard	13-8-3	14
15	Michigan	16-10-0	12
16	UMass Lowell	17-10-4	16
17	Minnesota	16-9-3	RV
18	Vermont	17-11-2	17
19	Robert Morris	20-5-5	18
20	St. Lawrence	16-11-3	20

Others Receiving Votes: *Northeastern, PENN STATE, Colgate, St. Cloud State, Bentley, Merrimack, Bemidji State, Western Michigan, Notre Dame, Mercyhurst*

Bold indicates 2014-15 opponent

opposition.

Contributing to the staggering shot totals is **Casey Bailey** who leads the nation in shots on goal (167), averaging a nation-high 5.96 shots a game. Bailey has three games of 10 shots or more this season.

Penn State ranks second nationally in shots on goal margin per game (+9.96), while Minnesota ranks seventh of 59 teams at +6.96.

Minnesota ranks seventh nationally in shots per game with 33.61, while ranking ninth in shots allowed per game (26.64). PSU is tied-for-38th in that category (31.18).

In games where PSU fails to shoot at least 30 times Penn State is 1-1-1 with a tie vs. Alaska Anchorage, a win at Michigan and a loss last week at Michigan State.

ROLLING WITH HOLSTROM

Penn State's most productive passer has been **Taylor Holstrom** with six goals and 21 assists for 27 points.

His 21 assists are the most in a Penn State uniform in a single season. Holstrom is three dishes away from matching his freshman performance in 2010-11 at Mercyhurst.

Currently, Holstrom is seventh in the nation with 0.84 assists per game.

BAILEY, HOLSTROM UP FOR HOBEY BAKER

The forward tandem of **Casey Bailey** and **Taylor Holstrom** were nominated for the Hobey Baker Memorial Award, as announced Wednesday, Jan. 7. Fan voting, which accounts for one percent of all voting, continues through March 8 before the 10 finalists are named.

Bailey leads the Big Ten in goals (20), while Holstrom is six assists off the Big Ten lead with 21.

IMPROVING IN BIG TEN PLAY

The Nittany Lions started 0-9-0-0 in Big Ten play last season, but finished the year going 3-7-1-0 down the stretch before going 1-1 in the Big Ten Tournament.

After 12 games of Big Ten play, Penn State stands at 7-4-1-0 this season. The Nittany Lions have gone 11-12-2-0 vs. Big Ten competition since Feb. 8, 2014. Penn State has already surpassed its Big Ten win total from last season.

Penn State sits in a tie for third place in the Big Ten with 22 points behind Michigan and Minnesota (24). The Nittany Lions are one of only two Big Ten teams to defeat the Wolverines this season, winning at Yost Ice Arena on Nov. 21.

WINS OVER RANKED TEAMS

Penn State's victory over No. 14 Vermont was the program's fifth against ranked competition.

Prior to Nov. 15, 2014 PSU was 0-8-0 against top-five squads, beating No. 4 UMass Lowell, 4-1.

Saturday's game against No. 14 Vermont was just the third game against a USA Hockey ranked foe this season.

Last season, Penn State went 3-16-0, with all three wins coming against Michigan, while in 2012-13 the Nittany Lions went 1-3-0. Penn State now stands at 5-20-0 all-time against ranked teams.

AVOIDING THE PENALTY BOX

Penn State has been penalized fewer times in 2014-15, averaging 4.2 penalties per game and 9.9 minutes per game, resulting in 98 power play chances for its oppo-

nents (3.5 per game). The 98 penalty kill attempts are the 16th fewest in the country.

Last year, The Nittany Lions were committing 5.3 penalties for 12.3 minutes per game and teams were capitalizing on 18.9 percent of the resulting power plays (4.42 chances per game). This year's penalty kill is allowing goals 17.3 percent of the time. The result has been only 17 power-play goals against, the second fewest in the Big Ten and tied for the 16th fewest in the country.

POWER PLAY WOES CORRECTED?

The Nittany Lions were one of the top power play units in the nation, ranking as high as fifth in mid-December, however PSU had been struggling on the man-advantage of late.

During a six-game home stand (Jan. 9-24) Penn State staggered to a 3-for-31 stretch on the power play, slipping to 14th nationally in power play percentage (20.9).

Following a 2-for-12 weekend vs. NMU, which snapped a 1-for-19 skid, the Nittany Lions pegged Vermont's second-ranked penalty kill for a key goal in three opportunities.

In the series vs. Wisconsin, Penn State went 2-for-6 as PSU rose to ninth in the country with a 22.0 percent conversion rate. A 1-for-7 showing at Michigan State dropped PSU to 21.5 percent. Minnesota has the 42nd-rated penalty kill at 79.8 percent.

BLOCKING SUCCESS

Penn State's defense has allowed an average of 31.2 shots per game to reach net this year, but that number would be higher if not for the blocking ability of PSU's defensive corps, which has stopped 371 from reaching frame (13.25 per game).

Senior captain **Patrick Koudys** (49), sophomore **David Thompson** (40) and junior **Luke Juha** (37) and lead the team in the category.

PENN STATE-MINNESOTA CONNECTIONS

Three Nittany Lions hail from the Land of 10,000 Lakes, which includes **Eric Scheid** (Blaine), **Nate Jensen** (Shorewood) and **Max Gardiner** (Deephaven). Gardiner transferred from Minnesota following the 2010-11 season.

Another connection includes the Reilly family. Mike, Connor and Ryan all play for the Golden Gophers, while their younger sister, Caitlin, plays for the Nittany Lion women's team.

SKATING THE GAUNTLET AGAIN

Last season, the Nittany Lions faced some of the hardest competition in the country during their second NCAA season. Penn State played seven of 16 NCAA tournament teams and hosted all four No. 1 seeds at Pegula Ice Arena, earning the third-toughest schedule according to the RPI.

This year looks to be difficult as well. Penn State is slated to play games against four 2014 NCAA tourney teams (11 games).

JUHA NAMED BIG TEN PLAYER TO WATCH

Junior defenseman **Luke Juha** was among 16 student-athletes named to the Big Ten Preseason Players to Watch List, the conference announced Wednesday, Sept. 24.

The Academic All-Big Ten member skated in 26 games during the 2013-14 season and collected career highs in goals (4), assists (11), points (15) and power-play goals (4). One of four defenseman to appear on the list, the Mis-

2014-15 PENN STATE HOCKEY



sisssauga, Ontario native led Big Ten blueliners with four power-play markers, while tying for the team lead in assists and power-play points (8).

During his career, the defenseman has collected 35 points (6g, 29a) in 68 games entering this weekend.

OH CAPTAIN, MY CAPTAIN

On June 6, head coach **Guy Gadowsky** announced that redshirt-senior defenseman **Patrick Koudys** was named team captain. Redshirt-senior defenseman **Nate Jensen** (third season) and junior forward **David Glen** (second year) will reprise their roles as alternate captains.

NITTANY LIONS TABBED SIXTH

The Penn State squad was picked to finish sixth in the Big Ten by the conference coaches. PSU finished sixth last season in the conference's inaugural campaign.

STUDENTS SELL OUT IN THREE MINUTES

Nittany Lion men's hockey fans will pack the nearly 1,000-seat Roar Zone student section for the 2014-15 season as student season tickets sold out in just three minutes Thursday (Sept. 11) morning.

LOOKING BACK AT THE 2013-14 SEASON

The Nittany Lions' 2013-14 season concluded with a 2-1 loss to second-seeded and eventual Big Ten champion Wisconsin in the semifinal round Friday, March 21. Penn State advanced to the second round with a 2-1 double-overtime victory against Michigan in the quarterfinals March 20.

PLAYING THEM TIGHT

The Nittany Lions played in 16 one-goal games (5-11-0) in 2013-14, tying for fifth in the country. Clarkson led the nation with 24 one-goal games. This year, Penn State is 4-3-4 in games decided by a goal or less.

NHL HOPEFULS

The third-year program boasts four NHL draft picks on the 2014-15 roster.

Eamon McAdam (2013, New York Islanders), redshirt seniors **Max Gardiner** (2010, St. Louis) and **Patrick Koudys** (2011, Washington) and sophomore **Mike Williamson** (2013, Vancouver) are current NHL prospects.

ALL IN THE FAMILY

Several Nittany Lions have family connections with the NHL.

Max Gardiner's brother, Jake, plays for the Toronto Maple Leafs.

Tommy Olczyk's dad, Eddie, was a 16-year NHL veteran who helped the Rangers win the Stanley Cup in 1994. Eddie serves on the NBCSN national broadcast crew and as a member of the Chicago Blackhawks broadcast team.

Nate Jensen's father, David, appeared in 18 games over three seasons with the Minnesota North Stars.

Patrick Koudys' father, Jim, was a 1982 NHL draft choice of the New York Islanders.

WESTERN INFLUENCE

Three players on the squad hail from non-traditional hockey markets on or near the west coast.

Forward **Taylor Holstrom** and goalie **PJ Musico** are from California, while freshman forward **Kenny Brooks** calls Las Vegas, Nevada, home.

NHL CAMP ATTENDEES

Six Nittany Lions participated in NHL development

NCAA TEAM RANKS

(as of Feb. 18, 2015)

Goals (95).....	T-11th
Goals Per Game (3.39).....	10th
First Period Goals Per Game (0.75).....	T-29th
Second Period Goals Per Game (1.25).....	8th
Third Period Goals Per Game (1.39).....	3rd
Goals Against (77).....	T-34th
Goals Against Per Game (2.75).....	37th
Goal Differential (+18).....	20th
Power-Play Goals (23).....	T-18th
Power-Play Percentage (.215).....	13th
Fewest Power-Play Goals Against (17).....	T-16th
Penalty Kill Percentage (.827).....	32nd
Shots on Goal Per Game (41.14).....	1st

NCAA INDIVIDUAL RANKS

(Top 50 as of Feb. 18, 2015)

POINTS	
Casey Bailey (34).....	T-15th

POINTS PER GAME	
Casey Bailey (1.21).....	T-14th
Taylor Holstrom (1.08).....	23rd
Eric Scheid (1.05).....	33rd

GOALS	
Casey Bailey (20).....	T-4th
Eric Scheid (13).....	T-38th

GOALS PER GAME	
Casey Bailey (0.71).....	3rd
Eric Scheid (0.59).....	T-16th
David Goodwin (0.44).....	T-48th

ASSISTS	
Taylor Holstrom (21).....	T-16th

ASSISTS PER GAME	
Taylor Holstrom (0.84).....	7th

POWER PLAY GOALS	
Casey Bailey (4).....	T-43rd

GAME-WINNING GOALS	
David Goodwin (4).....	T-9th
Eric Scheid (3).....	T-26th

ASSISTS (Defenseemen)	
Luke Juha (12).....	T-35th

POINTS (Freshmen)	
Scott Conway (19).....	T-22nd

GOALS (Freshmen)	
Scott Conway (6).....	T-34th

ASSISTS (Freshmen)	
Scott Conway (13).....	T-19th

BIG TEN TEAM RANKS

(as of Feb. 18, 2015)

Goals (95).....	3rd
Goals Per Game (3.57).....	3rd
First Period Goals Per Game (0.75).....	3rd
Second Period Goals Per Game (1.25).....	2nd
Third Period Goals Per Game (1.39).....	1st
Goals Against (77).....	T-3rd
Goals Against Per Game (2.75).....	3rd
Goal Differential (+18).....	3rd
Power-Play Goals (23).....	2nd
Power-Play Percentage (.215).....	3rd
Least Power-Play Goals Against (17).....	T-2nd
Penalty Kill Percentage (.827).....	2nd
Shots on Goal Per Game (41.14).....	1st

BIG TEN INDIVIDUAL RANKS

(Top 10 as of Feb. 18, 2015)

POINTS	
Casey Bailey (34).....	2nd
Taylor Holstrom (27).....	T-6th
David Goodwin (24).....	T-9th

POINTS PER GAME	
Casey Bailey (1.21).....	4th
Taylor Holstrom (1.08).....	6th
Eric Scheid (1.05).....	5th

GOALS	
Casey Bailey (20).....	1st
Eric Scheid (13).....	T-4th
David Goodwin (12).....	8th

GOALS PER GAME	
Casey Bailey (0.71).....	1st
Eric Scheid (0.59).....	4th
David Goodwin (0.44).....	9th

ASSISTS	
Taylor Holstrom (21).....	T-3rd
Casey Bailey (14).....	10th

ASSISTS PER GAME	
Taylor Holstrom (0.84).....	3rd

GAME-WINNING GOALS	
David Goodwin (4).....	2nd
Eric Scheid (3).....	T-3rd
Casey Bailey (2).....	T-9th
Dylan Richard (2).....	T-9th

POWER-PLAY GOALS	
Casey Bailey (4).....	T-7th

SHORT-HANDED GOALS	
Taylor Holstrom (1).....	T-3rd
Tommy Olczyk (1).....	T-3rd
Eric Scheid (1).....	T-3rd
Dylan Richard (1).....	T-3rd

PLUS-MINUS	
Casey Bailey (+12).....	T-6th
David Goodwin (+11).....	T-8th
Connor Varley (+10).....	T-10th

POINTS (Defenseemen)	
Luke Juha (13).....	4th

ASSISTS (Defenseemen)	
Luke Juha (12).....	4th
Erik Autio (7).....	T-9th

POINTS (Freshmen)	
Scott Conway (19).....	T-2nd

GOALS (Freshmen)	
Scott Conway (6).....	2nd
James Robinson (3).....	T-9th

ASSISTS (Freshmen)	
Scott Conway (13).....	3rd
Erik Autio (7).....	T-7th

SAVES	
Matthew Skoff (388).....	6th
Eamon McAdam (240).....	9th
PJ Musico (168).....	10th

SAVE PERCENTAGE	
Matthew Skoff (.907).....	4th

GOALS-AGAINST AVERAGE	
Matthew Skoff (2.73).....	4th



2014-15 PENN STATE HOCKEY

camps over the summer.

PLAYER	TEAM
Casey Bailey:	Calgary Flames
Patrick Koudys:	Washington Capitals
Eamon McAdam:	New York Islanders
Zach Saar:	Washington Capitals
Matthew Skoff:	Philadelphia Flyers
Eric Sheid:	Minnesota Wild

THIS IS BIG TEN HOCKEY

In league action, each Big Ten team will play 20 league games, including 10 home contests.

Big Ten teams are awarded three points for a regulation or overtime victory, two points for a shootout win and one point for a shootout loss.

Big Ten schools have won a combined 23 national championships, more than any other league.

The Big Ten Hockey Conference is the only major football conference to sponsor men's hockey.

The 2015 league tournament will take place at Joe Louis Arena in Detroit with the tournament champion earning the league's automatic bid to the NCAA tournament.

ACROSS THE POND

Freshman newcomers **Erik Autio** (Finland) and **Scott Conway** (England) are the first overseas players in the Penn State program, both hailing from Europe.

WELCOME HOME

Penn State opened the 5,782-seat Pegula Ice Arena with a 4-1 win against Army Oct. 11, 2013.

The arena was brought to fruition through an initial \$88 million donation - the largest in University history - in September 2010 from Penn State alumnus Terry Pegula and his wife, Kim. The Pegulas added to that figure to bring

their total donation to \$102, supplying \$90 million for the facility.

The \$90 million facility broke ground in early February 2012 and was turned over to Penn State in September 2013.

NEXT TIME OUT

Penn State heads to the road once again to face Ohio State in a two-game series on Friday and Saturday. The first game airs on Big Ten Network/BTN2Go at 6:30 p.m. while the finale is set for 7 p.m. on American Sports Network/BTN2Go. That game will air locally in markets around Ohio and Pennsylvania.

SCORING BY CLASS

Class	G	A	PTS
Freshmen	10	24	34
Sophomores	22	33	55
Juniors	47	59	106
Seniors	16	36	52
Totals	95	152	247

SCORING BY POSITION

Class	G	A	PTS
Forwards	89	113	202
Defensemen	6	39	45
Totals	95	152	247

SITUATIONAL SCORING

Situation	G	A	+/-
6-on-5	3	2	+3
6-on-4	0	0	-
6-on-3	0	0	-
5-on-6	4	1	+3
5-on-5	56	52	+4
5-on-4	24	1	+23
5-on-3	0	0	-
4-on-6	0	0	-
4-on-5	4	15	-11
4-on-4	3	4	-1
4-on-3	0	0	-
3-on-6	0	0	-
3-on-5	0	2	-2
3-on-4	0	0	-
3-on-3	0	0	-
Penalty Shot	1	0	+1
Totals	78	64	+14

SPECIAL TEAMS

Power Play	G	Att.	Pct.
Home	12	60	.200
Away	8	32	.250
Neutral	3	15	.200
Non-Conference	14	66	.212
Big Ten	9	41	.220
Totals	23	107	.215

Penalty Kill	Kills	Att.	Pct.
Home	40	47	.851
Away	27	31	.871
Neutral	14	20	.700
Non-Conference	42	54	.778
Big Ten	38	44	.864
Totals	81	98	.826

2014-15 HONORS

Casey Bailey
Big Ten First Star of the Week (11/18)

David Glen
Big Ten Third Star of the Week (12/9)

David Goodwin
Big Ten Second Star of the Week (1/20)

Taylor Holstrom
Big Ten Third Star of the Week (11/18)

Luke Juha
Big Ten Player to Watch

Curtis Loik
Three Rivers Classic All-Tourney Team (12/30)

Eamon McAdam
Big Ten Third Star of the Week (1/13)

PJ Musico
Big Ten Third Star of the Week (2/10)

Matthew Skoff
Big Ten Third Star of the Week (10/14, 10/28)
Brice Alaska Goal Rush All-Tourney Team (10/18)

David Thompson
Big Ten Third Star of the Week (2/3)

2014-15 MEDIA INFORMATION

Penn State Athletic Communications
Primary Contact: Jeremy Fallis
Email: jeremy.fallis@psu.edu
Office: 814-863-1388

Interviews
Penn State student-athletes and coaches are available for interviews after practice on Tuesday. Please contact Jeremy Fallis in advance for specific player requests.

Credentials
Contact Jeremy Fallis for home game credentials at Pegula Ice Arena.

Postgame
Head coach Guy Gadowsky and requested student-athletes are available to the media following each game in the media room. Please alert the communications staff during the game of any requests.

Yearbook
A complimentary copy of the 2014-15 Penn State men's hockey yearbook will be made available to members of the media. The public may purchase copies for \$8 online.

GoPSUsports.com

[Facebook.com/PennStateMensHockey](https://www.facebook.com/PennStateMensHockey)

[@PennStateMHKY](https://twitter.com/PennStateMHKY)

2014-15 PENN STATE HOCKEY



THE LAST TIME PENN STATE...

Scored six goals	10/27/12 at Sacred Heart (W, 6-3)
Scored seven goals	10/26/14 vs. Holy Cross (W, 7-1)
Scored five goals in a period	10/26/14 Third vs. Holy Cross (W, 7-1)
Allowed seven goals	2/7/14 vs. #10 Michigan (L, 7-3)
Allowed eight goals	11/22/14 at Michigan (L, 8-1)
Allowed five goals in a period	11/22/14 First at Michigan (L, 8-1)
Had a shutout	2/14/14 vs. #10 Michigan (W, 4-0)
Had a shutout at home	2/14/14 vs. #10 Michigan (W, 4-0)
Had a shutout on the road	12/11/12 at Fredonia State (W, 4-0)
Had a shutout on neutral ice	never
Had back-to-back shutouts	never
Was ranked in USCHO Top 20	2/9/15 No. 19
Was ranked in USCHO Top 10	never
Was ranked in USA Hockey Top 15	never
Was ranked in USA Hockey Top 10	never
Was shut out	2/13/15 at Michigan State (L, 3-0)
Was shut out at home	11/14/13 vs. #13 UMass Lowell (L, 4-0)
Was shut out on the road	2/13/15 at Michigan State (L, 3-0)
Was shut out on neutral ice	12/28/12 vs. Robert Morris (L, 6-0)
Beat a ranked foe	1/31/15 vs. #14 Vermont (W, 4-2)
Beat a top-5 ranked foe	11/15/14 at #4 UMass Lowell (W, 4-1)
Beat a ranked foe at home	2/14/14 vs. #10 Michigan (W, 4-0)
Beat a ranked foe on the road	11/15/14 at #4 UMass Lowell (W, 4-1)
Beat a ranked foe on neutral ice	1/31/15 vs. #14 Vermont (W, 4-2)
Won an OT game	3/20/14 vs. #12 Michigan (W, 2-1 2OT)
Won an OT game at home	never
Won an OT game on the road	2/21/14 . . . #10 Michigan (W, 5-4 (OT) - GWG: Goodwin)
Won an OT game on neutral ice	3/20/14 . . . vs. #12 Michigan (W, 2-1 OT - GWG: Glen)
Tied a game	1/24/15 vs. Northern Michigan (T, 5-5 OT)
Tied a game at home	1/24/15 vs. Northern Michigan (T, 5-5 OT)
Lost a game in OT	1/9/15 vs. Ohio State (L, 5-4 OT)
Lost a game in OT at home	1/9/15 vs. Ohio State (L, 5-4 OT)
Lost a game in OT on the road	12/7/12 at Holy Cross (L, 5-4 OT)
Lost a game in OT on neutral ice	never
Won a shootout	never
Lost a shutout	1/24/15 vs. Northern Michigan (T, 5-5; L, 3-2 in 4)
Player scored a hat trick	1/9/15 C. Bailey vs. Ohio State (L, 5-4 OT)
Opponent player had a hat trick	12/28/13 D. Straight, Boston College (L, 8-2)
Player scored a four goals/gm.	never
Opponent player had four goals	11/1/13 C. Wydo, Robert Morris (W, 5-4)
Had 50-59 shots	1/23/15 53 vs. Northern Michigan (W, 5-4)
Had 60+ shots	1/24/15 64 vs. Northern Michigan (T, 5-5)
Allowed 50+ shots	3/20/14 53 vs. #12 Michigan (W, 2-1 2OT)
Held opponent shotless in a period	never
Scored more than 1 PPG	2/7/15 vs. Wisconsin (W, 4-1; 2-for-4 PPG)
Scored a short-handed goal	1/24/15 E. Scheid vs. Northern Michigan (T, 5-5)
Scored two SH goals	never
Allowed a short-handed goal	11/22/14 A. Copp at Michigan (L, 8-1)
Attempted a penalty shot	10/10/14 T. Olczyk vs. Connecticut (goal)
Scored a penalty shot	10/10/14 T. Olczyk vs. Connecticut
Defended a penalty shot	11/1/1 C. Wydo at Robert Morris (goal)
Had 5 different goal scorers	2/6/15 Bailey, Goodwin, Holstrom, Olczyk, Scheid vs. Wisconsin (W, 5-2)
Had 6 different goal scorers	10/26/14 Bailey, Conway (2), Friedman, Glen, Loik, Scheid vs. Holy Cross (W, 7-1)
Committed zero penalties	1/17/14 at Michigan State (L, 3-0)



2014-15 PENN STATE HOCKEY

2014-15 LINEUP BREAKDOWNS

FORWARD LINES							
LW	C	RW	GP	Record	Pts.	+/-	
Goodwin	Holstrom	Bailey	24	13-7-4	36-43-79	+39	
Richard	Conway	Scheid	10	7-1-2	13-21-34	+1	
DeRosa	Gardiner	Friedman	9	7-2-0	4-3-7	+1	
Loik	Glen	Brooks	7	4-2-1	4-5-9	+4	
Loik	Glen	Robinson	6	3-2-1	2-4-6	+6	
Olczyk	Gardiner	DeRosa	5	2-2-1	4-3-7	+6	
Robinson	Conway	Scheid	5	3-2-0	4-3-7	+5	
Olczyk	Gardiner	Saar	4	1-2-1	0-0-0	-6	
Robinson	Glen	Brooks	3	2-1-0	3-3-6	+1	
Loik	Brooks	Olczyk	3	2-1-0	2-1-3	-1	
Goodwin	Richard	Bailey	2	2-0-0	3-5-8	+5	
Loik	Conway	Richard	2	0-2-0	2-2-4	+3	
Loik	Conway	Olczyk	2	2-0-0	1-2-3	-3	
Loik	Robinson	Brooks	2	1-0-1	1-0-1	E	
Olczyk	DeRosa	Saar	2	2-0-0	0-0-0	E	
Olczyk	Gardiner	Robinson	2	1-0-1	0-0-0	-2	
Loik	Conway	Milley	2	0-2-0	0-0-0	-6	
Olczyk	Brooks	DeRosa	2	0-2-0	0-0-0	-6	
Robinson	Gardiner	Friedman	2	0-2-0	0-0-0	-7	
Olczyk	Conway	Scheid	1	1-0-0	2-3-5	+5	
Richard	Scheid	Milley	1	1-0-0	2-2-4	+5	
Glen	Gardiner	Brooks	1	1-0-0	0-3-3	+1	
Richard	Conway	DeRosa	1	1-0-0	1-1-2	+2	
Loik	Gardiner	Robinson	1	1-0-0	0-2-2	+3	
Loik	Glen	Conway	1	0-0-1	1-1-2	+3	
Richard	Scheid	Robinson	1	0-1-0	1-1-2	+2	
DeRosa	Richard	Olczyk	1	0-0-1	1-1-1	+1	
Loik	Richard	Brooks	1	1-0-0	0-1-1	E	
Richard	Scheid	Brooks	1	0-0-1	1-0-1	-2	
Loik	Scheid	Robinson	1	1-0-0	1-0-1	-3	
DeRosa	Richard	Scheid	1	0-1-0	0-1-1	-3	
DeRosa	Gardiner	Saar	1	1-0-0	0-0-0	E	
Robinson	Glen	Saar	1	0-1-0	0-0-0	-1	
Conway	Scheid	Milley	1	0-0-1	0-0-0	-2	
DeRosa	Olczyk	Saar	1	0-1-0	0-0-0	-5	
Goodwin	Conway	Bailey	1	0-1-0	0-0-0	-6	
Olczyk	Holstrom	Bailey	1	0-1-0	0-0-0	-6	

DEFENSIVE PAIRS

D	D	GP	Record	Pts.	+/-
Koudys	Thompson	19	10-6-3	1-7-8	+5
Juha	Autio	17	11-6-0	2-14-16	-3
Jensen	Varley	11	5-2-3	2-9-11	+11
Jensen	Sweetland	7	4-3-0	0-0-0	-2
Koudys	Varley	6	3-3-0	1-3-4	+5
Williamson	Autio	4	2-1-1	0-2-2	-1
Jensen	Juha	3	1-1-1	0-3-3	+3
Jensen	Williamson	3	1-2-0	0-1-1	-8
Williamson	Sweetland	3	2-1-0	0-0-0	E
Juha	Koudys	2	1-0-1	0-1-1	+2
Autio	Thompson	2	1-0-1	0-0-0	+5
Autio	Sweetland	2	0-1-1	0-0-0	-3
Koudys	Sweetland	1	1-0-0	0-1-1	+2
Williamson	Varley	1	1-0-0	0-0-0	+2
Juha	Varley	1	1-0-0	0-0-0	+2
Jensen	Thompson	1	0-1-0	0-0-0	+2
Autio	Varley	1	0-0-1	0-0-0	-1

Pairing stats remain even if sides switch

2014-15 POINT STREAKS

Name	Gms.	Start	End	Pts.
Taylor Holstrom	9	10/10/14	11/15/14	3-13-16
Casey Bailey	6	11/14/14	12/5/14	6-4-10
Eric Scheid	5	11/15/14	1/16/15	5-2-7
Eric Scheid	5	1/23/15	2/7/15	3-6-9
Scott Conway	5	1/23/15	2/7/15	2-6-8
David Goodwin	4	1/9/15	1/17/15	4-4-8
Taylor Holstrom	4	1/9/15	1/17/15	1-4-5
Luke Juha	4	1/16/15	1/31/15	0-4-4
Dylan Richard	3	10/10/14	10/17/14	1-2-3
Curtis Loik	3	10/11/14	10/18/14	1-2-3
Eric Scheid	3	10/18/14	10/26/14	3-1-4
Casey Bailey	3	10/24/14	10/30/14	3-1-4
Erik Autio	3	10/26/14	10/31/14	0-3-3
Dylan Richard	3	10/31/14	12/5/14	1-2-3
Curtis Loik	3	12/6/14	12/30/14	1-2-3
Casey Bailey	3	1/16/15	1/23/15	3-2-5
David Thompson	3	1/23/15	1/31/15	1-2-3
Casey Bailey	3	1/31/15	2/7/15	2-4-6
Taylor Holstrom	3	1/31/15	2/7/15	1-3-4

Note: Streak doesn't end for a missed game; Bold denotes current

2014-15 MULTI-POINT GAMES

Name	Games	Last	High (Date)
Casey Bailey	10	2/6/15	1-2-3 (2/6/15)
			2-1-3 (1/17/15)
			3-0-3 (1/9/15)
			1-2-3 (10/11/14)
Taylor Holstrom	7	2/6/15	2-1-3 (10/11/14)
			0-3-3 (11/15/15)
Scott Conway	5	2/6/15	** 2-2-4 (10/26/14)
David Goodwin	5	1/17/15	** 1-3-4 (12/5/14)
Eric Scheid	3	2/7/15	** 2-1-3 (1/10/15)
			2-1-3 (1/24/15)
Dylan Richard	3	1/24/15	** 2-1-3 (1/23/15)
Connor Varley	2	2/6/15	* 1-1-2 (10/18/14)
			* 0-2-2 (2/6/15)
Ricky DeRosa	2	1/24/15	* 1-1-2 (1/24/15)
			0-2-2 (10/26/14)
David Glen	2	1/23/15	1-1-2 (12/5/14)
			1-1-2 (1/23/15)
Curtis Loik	2	1/23/15	** 1-2-3 (10/26/14)
Patrick Koudys	1	1/31/15	** 0-2-2 (1/31/15)
Nate Jensen	1	10/17/14	0-2-2 (10/17/14)
Luke Juha	1	10/11/14	* 0-2-2 (10/11/14)
Jonathan Milley	1	10/11/14	1-1-2 (10/11/14)

** career high; * ties career high

PENN STATE CAREERS VS. MINNESOTA

#	PLAYERS	GP	G	A	P	+/-
20	Erik Autio	0	-	-	-	-
25	Casey Bailey	4	0	0	0	-4
13	Kenny Brooks	4	2	0	2	+2
10	Scott Conway	0	-	-	-	-
21	Ricky DeRosa	3	0	0	0	-3
7	Jacob Friedman	2	0	0	0	-1
27	Max Gardiner	1	0	0	0	-1
11	David Glen	4	1	1	2	+4
9	David Goodwin	4	0	2	2	-4
28	Taylor Holstrom	4	1	0	1	-3
24	Nate Jensen	2	0	1	1	-1
4	Luke Juha	2	0	1	1	E
3	Patrick Koudys	4	0	0	0	-6
15	Curtis Loik	4	2	1	3	+3
23	Jonathan Milley	2	0	0	0	-1
14	Tommy Olczyk	4	0	0	0	-2
12	Dylan Richard	2	0	0	0	-1
18	James Robinson	0	-	-	-	-
17	Zach Saar	4	0	1	1	-5
19	Eric Scheid	7	2	1	3	-6
6	Peter Sweetland	1	0	0	0	E
22	David Thompson	4	0	1	1	-4
2	Connor Varley	3	0	1	1	E
26	Mike Williamson	3	0	0	0	E

#	GOALIES	GP-GS	GAA	Sv. Pct.	W-L-T	SHO
34	Eamon McAdam	2-2	3.55	.899	0-2-0	0
1	PJ Musico	1-1	2.03	.946	0-1-0	0
31	Matthew Skoff	1-1	5.00	.861	0-1-0	0

2014-15 PENN STATE HOCKEY



PENN STATE SHOOTOUTS

SHOOTERS	Career		2013-14		2014-15		All-Time Shooting by Order							Last Appearance
	Overall	B1G	Overall	B1G	Overall	B1G	1st	2nd	3rd	4th	5th	6th	7th	
Casey Bailey	1-4	0-2	0-1	0-1	1-3	0-1	1-1	-	0-2	0-1	-	-	-	1/16/15 vs. Michigan St.
Kenny Brooks	0-2	0-2	0-1	0-1	0-1	0-1	-	0-1	-	-	-	0-1	-	1/16/15 vs. Michigan St.
Ricky DeRosa	0-1	-	-	-	0-1	-	0-1	-	-	-	-	-	-	1/24/15 vs. Northern Mich.
Jacob Friedman	0-1	0-1	0-1	0-1	-	-	-	-	-	-	0-1	-	-	2/14/14 vs. Michigan St.
David Glen	0-1	0-1	0-1	0-1	-	-	-	-	-	-	-	-	0-1	2/14/14 vs. Michigan St.
David Goodwin	0-1	-	-	-	0-1	-	-	-	0-1	-	-	-	-	10/10/14 vs. Connecticut
Taylor Holstrom	0-1	-	-	-	0-1	-	0-1	-	-	-	-	-	-	10/17/14 vs. Alaska Anchorage
Dylan Richard	0-1	0-1	0-1	0-1	-	-	-	-	0-1	-	-	-	-	2/14/14 vs. Michigan St.
Curtis Loik	0-2	-	0-1	-	0-1	-	-	0-2	-	-	-	-	-	10/17/14 vs. Alaska Anchorage
Eric Scheid	1-5	0-2	0-2	0-1	1-3	0-1	0-3	1-2	-	-	-	-	-	1/24/15 vs. Northern Mich.
Peter Sweetland	1-1	-	-	-	1-1	-	-	-	1-1	-	-	-	-	1/24/15 vs. Northern Mich.
David Thompson	0-1	-	-	-	0-1	-	-	-	-	0-1	-	-	-	1/24/15 vs. Northern Mich.
PENN STATE	3-22	0-10	0-9	0-7	3-13	0-3	1-6	1-6	1-5	0-2	0-1	0-1	0-1	
OPPONENTS	10-21	2-10	3-9	1-7	7-12	1-3								

Note: Shots made-shots attempted

GOALIES	Career		2013-14		2014-15		Last Appearance
	Overall	B1G	Overall	B1G	Overall	B1G	
Eamon McAdam	1-2	1-2	-	-	1-2	1-2	1/16/15 vs. Michigan State
PJ Musico	1-4	-	-	-	1-4	-	1/24/15 vs. Northern Michigan
Matthew Skoff	9-15	6-7	6-9	6-7	3-6	-	10/17/14 vs. Alaska Anchorage
PENN STATE	11-21	7-9	6-9	6-7	5-12	1-2	
OPPONENTS	19-22	10-10	9-9	7-7	10-13	3-3	

Note: Shots saved-shots faced

ALL-TIME RESULTS	Opp.	W/L	Score	Rds.	Goalie
10/25/13	RIT	L	0-2	2	Matthew Skoff
2/14/14	Michigan State	L	0-1	7	Matthew Skoff
10/10/14	Connecticut	L	1-2	3	Matthew Skoff
10/17/14	Alaska Anchorage	L	0-1	3	Matthew Skoff
1/16/15	Michigan State	L	0-1	*3	Eamon McAdam
1/24/15	Northern Michigan	L	2-3	4	PJ Musico

* MSU only attempted two shots

ALL-TIME PENN STATE HOCKEY ATTENDANCE RECORDS

Rank	Opponent	Facility	City	Att.	Date	Result
1.	Vermont	Wells Fargo Center	Philadelphia, Pa.	19,529	Jan. 19, 2013	W
2.	Vermont	Wells Fargo Center	Philadelphia, Pa.	17,632	Oct. 26, 2013	L
3.	Cornell	Madison Square Garden	New York, N.Y.	15,027	Nov. 29, 2014	L
4.	Vermont	Wells Fargo Center	Philadelphia, Pa.	11,674	Jan. 31, 2015	W
5.	Robert Morris	CONSOL Energy Center	Pittsburgh, Pa.	11,663	Dec. 28, 2012	L
6.	Ohio State	CONSOL Energy Center	Pittsburgh, Pa.	10,797	Dec. 29, 2012	W
7.	RIT	Blue Cross Arena	Rochester, N.Y.	10,556	Oct. 20, 2012	W
8.	Wisconsin	Kohl Center	Madison, Wis.	10,091	Dec. 6, 2014	W
9.	Wisconsin	Kohl Center	Madison, Wis.	10,079	Dec. 7, 2013	L
10.	Minnesota	Mariucci Arena	Minneapolis, Minn.	10,045	March 1, 2014	L

PEGULA ICE ARENA ATTENDANCE RECORDS

Rank	Opponent	Attendance	Date	Result
1.	Army	6,370	Oct. 11, 2013	W
2.	Boston College	6,214	Jan. 25, 2014	L
3.	RIT	6,211	Oct. 25, 2013	T
4.	Northern Michigan	6,203	Jan. 23, 2015	W
5.	Michigan	6,170	Feb. 8, 2014	W
6.	Michigan State	6,163	Jan. 17, 2014	W
7.	UMass Lowell	6,158	Nov. 15, 2013	L
8.	Minnesota	6,154	Jan. 13, 2014	L
9.	Michigan State	6,140	Feb. 15, 2014	L
10.	Michigan	6,118	Feb. 7, 2014	L

BEST HOME RECORDS IN NCAA DIVISION I

#	Team	GP	W	L	T	Pct.
1	Minnesota State	14	12	2	0	.857
2	PENN STATE	14	10	1	3	.821
	Minnesota	14	11	2	1	.821
4	Michigan	11	9	2	0	.818
5	Miami	12	9	3	0	.750
	North Dakota	18	12	3	3	.750
	Robert Morris	16	11	3	2	.750
8	Denver	15	11	4	0	.733
9	Quinnipiac	16	11	4	1	.719
10	Boston College	14	10	4	0	.714
11	Bowling Green	12	8	3	1	.708
12	Michigan Tech	17	12	5	0	.706

Leading numbers indicated in **BOLD**



2014-15 PENN STATE HOCKEY



HC

GUY GADOWSKY

HEAD COACH • Third Year
COLORADO COLLEGE '89

Overall Record: 209-247-43 (.462) // Penn State Record: 36-49-6 (.429)

Guy Gadowsky is currently guiding the Nittany Lions in his 15th collegiate season at the helm of an NCAA Division I program in 2014-15.

His Nittany Lions have already surpassed overall and conference win totals from a season ago, currently sitting 15-9-4 overall and 7-4-1-0 in the Big Ten. Gadowsky was named head coach of the Penn State men's hockey team on April 24, 2011.

During the 2013-14 campaign, the bench boss guided the Nittany Lions during the Big Ten Conference's first season. Penn State, which faced seven NCAA tournament teams and three Frozen Four participants, capped its season with a 2-1 double-overtime victory against Michigan in the Big Ten quarterfinals.

In 2012-13, Gadowsky led the Nittany Lions to a 13-14-0 record during their inaugural NCAA Division I season. He guided the squad to several marquee victories, including wins against three future Big Ten teams (Michigan State, Ohio State, Wisconsin). Penn State also topped Vermont in front of the largest crowd to watch a college hockey game in an NHL arena (19,529).

Before coming to Happy Valley, Gadowsky served as Princeton's bench boss for seven seasons. In his first five years as head coach, the Tigers improved their win total in each season. In 2008-09, Princeton captured a program-record 22 victories and earned its second straight NCAA tournament appearance.

During the 2007-08 campaign, Gadowsky, who inherited a program that had won a combined eight games in the two seasons prior to his arrival, guided Princeton to both the ECAC

Hockey tournament and Ivy League championships. The team earned its first NCAA tournament berth since 1998, and Gadowsky garnered ECAC Hockey Coach of the Year honors and was a finalist for the Spencer Penrose Award, presented to Division I hockey's top coach. He was also named Inside College Hockey National Coach of the Year.

While at Princeton, Gadowsky had more than 20 players go on to sign professional contracts, with Kevin Westgarth playing for the Stanley Cup champion Los Angeles Kings in 2011-12. Gadowsky also coached two ECAC and Ivy League Players of the Year as Lee Jubinville (2008) and Zane Kalemba (2009) each won the award in their junior seasons.

Prior to Princeton, Gadowsky spent five seasons as head coach of Alaska (1999-2004), where he inherited a team that had not won more than 14 games in the previous five seasons since joining the then-Central Collegiate Hockey Association. After two rebuilding seasons, the 2002 CCHA Coach of the Year led the Nanooks, who were ranked 11th nationally at the end of the season, to their only 20-win campaign since joining the conference and to the most wins in a season in their CCHA history. He followed that up with 15 wins in 2002-03 and 16 victories his last season.

In addition, Alaska twice hosted the first round of the CCHA playoffs in a three-year span, a feat never accomplished prior to Gadowsky's arrival. During his tenure with the Nanooks, his teams set school records for team grade-point average, wins and game attendance.

For his efforts at Fairbanks, Gadowsky en-

tered the Alaska Nanook Athletic Hall of Fame in September 2014.

Before joining the collegiate ranks, Gadowsky spent three seasons (1996-99) as head coach and director of hockey operations for the Fresno Falcons of the West Coast Hockey League. He led the squad to the playoffs in each season and left the team as the winningest coach in franchise history. In his first season, Gadowsky posted a 38-win campaign as he garnered WCHL Coach of the Year accolades.

The Edmonton, Alberta, native played collegiately at Colorado College from 1985-89, serving as team captain as a senior, while also earning the team's Rodman Award, given for outstanding leadership and sportsmanship. The three-time WCHA All-Academic Team member collected 46 points in 134 career games.

Upon graduation, Gadowsky embarked on a seven-year professional career that included stops with the ECHL's Richmond Renegades, the IHL's San Diego Gulls and the AHL's St. John's Maple Leafs and Prince Edward Island Senators. Gadowsky saved his best season for last as he totaled 52 goals and 29 assists for the Fresno Falcons in 1995-96. He earned league MVP and first-team all-star recognition.

In addition, Gadowsky spent a portion of the 1993-94 season competing with the Canadian National Team and also played professionally in Austria, The Netherlands and Sweden.

Gadowsky and his wife, Melissa, have two sons, Mac and Magnus, and a daughter, Mia.

GADOWSKY CAREER COACHING RECORD

At Alaska						At Penn State Rec.							
	Pct.	Conference	Pct.	Finish	Postseason Finish		Pct.	Conference	Pct.	Finish	Postseason Finish		
1999-2000	6-25-3	.221	4-22-2	.200	12th	-	2012-13	13-14-0	.481	-	-		
2000-01	9-19-8	.361	7-14-7	.375	T-9th	-	2013-14	8-26-2	.250	3-16-1-0	.175	6th	Big Ten Semifinals
2001-02	22-12-3	.635	15-10-3	.589	4th	CCHA Semifinals	2014-15	15-9-4	.607	7-4-1-0	.625		
2002-03	15-14-7	.514	10-11-7	.482	T-8th	CCHA First Round	At PSU	36-49-6	.429	10-20-2-0	.344		
2003-04	16-19-1	.458	14-13-1	.518	6th	CCHA First Round	Career	209-249-43	.462	130-163-33	.449		
At UAF	68-89-22	.441	50-70-20	.462		3 CCHA Tourneys							
At Princeton						At PU							
	Pct.	Conference	Pct.	Finish	Postseason Finish		Pct.	Conference	Pct.	Finish	Postseason Finish		
2004-05	8-20-3	.306	6-14-2	.318	10th	ECAC First Round	105-109-15	.491	70-73-11	.490	2 NCAA Tourneys		
2005-06	10-18-3	.371	7-12-3	.386	T-9th	ECAC First Round							
2006-07	15-16-3	.485	10-10-2	.500	T-6th	ECAC Quarterfinals							
2007-08	21-14-0	.600	14-8-0	.636	2nd*	NCAA First Round							
2008-09	22-12-1	.643	14-8-0	.636	2nd	NCAA First Round							
2009-10	12-16-3	.435	8-12-2	.409	8th	ECAC First Round							
2010-11	17-13-2	.562	11-9-2	.545	T-4th	ECAC First Round							

* Won ECAC Tournament title

MILESTONE VICTORIES

1	Oct. 9, 1999	5-1 vs. Ohio State
50	Feb. 23, 2003	2-1 vs. Miami
100	March 3, 2007	2-1 (OT) vs. Brown
150	Jan. 4, 2010	4-3 (OT) vs. #12 Quinnipiac
200	Nov. 15, 2014	4-1 at #4 UMass Lowell

2014-15 PENN STATE HOCKEY



2014-15 PENN STATE MEN'S HOCKEY NUMERICAL ROSTER

No.	Name	Yr.	Pos.	S/C	Ht.	Wt.	Hometown/Last Team (League)
1	PJ Musico	Sr.	G	L	6-1	199	Orange, Calif./Flin Flon Bombers (SJHL)
2	Connor Varley	Jr.	D	R	5-11	195	Lansdale, Pa./Des Moines Buccaneers (USHL)
3 (C)	Patrick Koudys	R-Sr.	D	L	6-3	215	Smithville, Ontario/Muskegon Lumberjacks (USHL)
4	Luke Juha	Jr.	D	L	5-11	198	Mississauga, Ontario/Vernon Vipers (BCHL)
6	Peter Sweetland	Sr.	D	R	6-2	200	Newtown, Pa./Green Mountain Glades (EJHL)
7	Jacob Friedman	Sr.	F	R	5-9	178	West Bloomfield, Mich./South Shore Kings (EJHL)
9	David Goodwin	So.	F	L	5-10	190	Des Peres, Mo./Cedar Rapids RoughRiders (USHL)
10	Scott Conway	Fr.	F	L	6-0	188	Basingstoke, England/Indiana Ice (USHL)
11 (A)	David Glen	Jr.	F	L	6-1	186	Fort Saskatchewan, Alberta/Spruce Grove Saints (AJHL)
12	Dylan Richard	So.	F	L	6-1	199	Sherwood Park, Alberta/Spruce Grove Saints (AJHL)
13	Kenny Brooks	Jr.	F	R	6-1	205	Las Vegas, Nev./Tri-City Storm (USHL)
14	Tommy Olczyk	Sr.	F	L	5-10	190	Long Grove, Ill./Sioux City Musketeers (USHL)
15	Curtis Loik	Jr.	F	L	6-1	205	North Vancouver, British Columbia/Penticton Vees (BCHL)
17	Zach Saar	So.	F	R	6-5	233	Richland, Mich./Muskegon Lumberjacks (USHL)
18	James Robinson	Fr.	F	L	6-2	190	Cochrane, Alberta/Langley Rivermen (BCHL)
19	Eric Scheid	R-Jr.	F	L	5-11	175	Blaine, Minn./Lincoln Stars (USHL)
20	Erik Autio	Fr.	D	L	5-11	180	Espoo, Finland/Espoo Blues (Jr. A SM-liiga)
21	Ricky DeRosa	So.	F	L	6-1	184	Aston, Pa./Port Huron Fighting Falcons (NAHL)
22	David Thompson	So.	D	R	6-3	215	Glen Mills, Pa./Chilliwack Chiefs (BCHL)
23	Jonathan Milley	Jr.	F	R	6-5	230	Gatineau, Quebec/Pembroke Lumber Kings (CCHL)
24 (A)	Nate Jensen	R-Sr.	D	L	6-0	195	Shorewood, Minn./Mercyhurst (Atlantic Hockey)
25	Casey Bailey	Jr.	F	R	6-3	209	Anchorage, Alaska/Omaha Lancers (USHL)
26	Mike Williamson	So.	D	L	6-4	204	Leduc, Alberta/Spruce Grove Saints (AJHL)
27	Max Gardiner	R-Sr.	F	L	6-4	206	Deephaven, Minn./Dubuque Fighting Saints (USHL)
28	Taylor Holstrom	R-Sr.	F	R	5-9	175	Yorba Linda, Calif./Mercyhurst (Atlantic Hockey)
31	Matthew Skoff	Jr.	G	L	6-2	195	McKees Rocks, Pa./Sioux City Musketeers (USHL)
34	Eamon McAdam	So.	G	L	6-3	201	Perkasie, Pa./Waterloo Black Hawks (USHL)

Head Coach: Guy Gadowsky (Colorado College '89, Third season)

Assistant Coaches: Keith Fisher (Third season), Matt Lindsay (Third season)

Volunteer Assistant: George Lewis (Second Year); **Director of Operations:** Bill Downey (Third season)

ALPHABETICAL ROSTER		PRONUNCIATION GUIDE		LIONS BY LOCATION		LIONS BY POSITION	
No.	Name	Autio	Audio	Alaska (1):	Bailey	Forwards (16):	Bailey, Brooks, Conway, DeRosa, Friedman, Gardiner, Glen, Goodwin, Holstrom, Loik, Milley, Olczyk, Richard, Robinson, Saar, Scheid
20	Erik Autio	Eamon	AY-min	Alberta (4):	Glen, Richard, Robinson, Williamson	Defensemen (8):	Autio, Jensen, Juha, Koudys, Sweetland, Thompson, Varley, Williamson
25	Casey Bailey	Gadowsky	Gah-DOW-skee	British Columbia (1):	Loik	Goalies (3):	McAdam, Musico, Skoff
13	Kenny Brooks	Juha	YOO-ha	California (2):	Holstrom, Musico		
10	Scott Conway	Koudys	KOW-dice	England (1):	Conway		
21	Ricky DeRosa	Milley	MILL-ee	Finland (1):	Autio		
7	Jacob Friedman	Musico	MYOO-si-koh	Illinois (1):	Olczyk		
27	Max Gardiner	Olczyk	Ohl-check	Michigan (2):	Friedman, Saar		
11	David Glen	Richard	Rih-SHARD	Minnesota (3):	Gardiner, Jensen, Scheid		
9	David Goodwin	Saar	SAR	Missouri (1):	Goodwin		
28	Taylor Holstrom	Sheid	SHIDE	Nevada (1):	Brooks		
24	Nate Jensen			Pennsylvania (6):	DeRosa, McAdam, Skoff, Sweetland, Thompson, Varley		
4	Luke Juha			Ontario (2):	Juha, Koudys		
3	Patrick Koudys			Quebec (1):	Milley		
15	Curtis Loik						
34	Eamon McAdam						
23	Jonathan Milley						
1	PJ Musico						
14	Tommy Olczyk						
12	Dylan Richard						
18	James Robinson						
17	Zach Saar						
19	Eric Scheid						
31	Matthew Skoff						
6	Peter Sweetland						
22	David Thompson						
2	Connor Varley						
26	Mike Williamson						





2014-15 PENN STATE HOCKEY

CAREER PLAYER STAT PROFILES

20 ERIK AUTIO Fr. • F • Espoo, Finland

YEAR	GP	G	A	PTS	+/-	P-PIM	PP	SH	GW
2014-15	26	1	7	8	-3	4-8	1	0	0

MULTI-POINT GAMES: 0

THE LAST TIME AUTIO TALLIED...

1 goal vs. Wisconsin (2/7/15) 1 point vs. Wisconsin (2/7/15)
 1 assist vs. Vermont (1/31/15)

21 RICKY DEROSA So. • F • Aston, Pa.

YEAR	GP	G	A	PTS	+/-	P-PIM	PP	SH	GW
2013-14	32	5	7	12	-9	6-12	0	0	1
2014-15	23	3	5	8	-1	3-6	0	0	0
TOTAL	55	8	12	20	-11	9-18	0	0	1

MULTI-POINT GAMES: 4 (last vs. Northern Michigan, 1/24/15)

THE LAST TIME DEROSA TALLIED...

1 goal vs. Northern Michigan (1/24/15) 1 point vs. Vermont (1/31/15)
 1 assist vs. Vermont (1/31/15) 2 points vs. Northern Michigan (1/24/15)
 2 assists vs. Holy Cross (12/26/14)

25 CASEY BAILEY Jr. • F • Anchorage, Alaska

YEAR	GP	G	A	PTS	+/-	P-PIM	PP	SH	GW
2012-13	27	14	13	27	+1	17-34	4	0	0
2013-14	32	9	4	13	-21	10-20	4	0	0
2014-15	28	20	14	34	+12	10-20	4	0	2
TOTAL	87	43	31	74	-8	37-74	12	0	2

MULTI-POINT GAMES: 18 (last vs. Wisconsin, 2/6/15)

THE LAST TIME BAILEY TALLIED...

1 goal at Michigan State (2/14/15) 1 point at Michigan State (2/14/15)
 2 goals vs. Michigan State (1/17/15) 2 points vs. Vermont (1/31/15)
 3 goals vs. Ohio State (1/9/15) 3 points vs. Wisconsin (2/6/15)
 1 assist vs. Wisconsin (2/7/15) 4 points vs. Ohio State (12/29/12)
 2 assists vs. Wisconsin (2/6/15)

7 JACOB FRIEDMAN Sr. • F • West Bloomfield, Mich.

YEAR	GP	G	A	PTS	+/-	P-PIM	PP	SH	GW
2012-13	13	1	1	2	-3	3-6	0	0	0
2013-14	17	0	2	2	E	2-4	0	0	0
2014-15	11	1	0	1	-3	1-2	0	0	0
TOTAL	41	2	3	5	-6	6-12	0	0	0

MULTI-POINT GAMES: 1 (last at Fredonia State, 12/11/12)

THE LAST TIME FRIEDMAN TALLIED...

1 goal vs. Holy Cross (10/26/14) 1 point vs. Holy Cross (10/26/14)
 1 assist at Ohio State (2/1/14) 2 points at Fredonia State (12/11/12)

13 KENNY BROOKS Jr. • F • Las Vegas, Nev.

YEAR	GP	G	A	PTS	+/-	P-PIM	PP	SH	GW
2012-13	25	2	10	12	E	6-23	0	0	1
2013-14	36	4	6	10	-9	14-39	1	0	0
2014-15	20	0	3	3	+1	1-2	0	0	0
TOTAL	81	6	19	25	-8	21-64	1	0	1

MULTI-POINT GAMES: 1 (last vs. Alabama Huntsville, 2/8/13)

THE LAST TIME BROOKS TALLIED...

1 goal vs. Wisconsin (3/8/14) 1 point vs. Robert Morris (12/29/14)
 1 assist vs. Robert Morris (12/29/14) 2 points vs. Alabama Huntsville (2/8/13)
 2 assists vs. Alabama Huntsville (2/8/13)

27 MAX GARDINER R-Sr. • F • Deephaven, Minn.

YEAR	GP	G	A	PTS	+/-	P-PIM	PP	SH	GW
2010-11*	17	1	2	3	-3	5-24	0	0	0
2012-13	27	3	19	22	+5	7-22	2	0	1
2013-14	22	0	1	1	-12	4-8	0	0	0
2014-15	25	3	2	5	-2	5-10	3	0	0
TOTAL	91	7	24	31	-12	21-64	5	0	1

MULTI-POINT GAMES: 5 (last at Wisconsin, 2/25/13) * at Minnesota

THE LAST TIME GARDINER TALLIED...

1 goal at Wisconsin (12/6/14) 1 point vs. Wisconsin (2/6/15)
 1 assist vs. Wisconsin (2/6/15) 2 points at Wisconsin (2/25/13)
 2 assists at Wisconsin (2/25/13) 3 points at Michigan State (1/26/13)
 3 assists at Michigan State (1/26/13)

10 SCOTT CONWAY Fr. • F • Basingstoke, England

YEAR	GP	G	A	PTS	+/-	P-PIM	PP	SH	GW
2014-15	26	6	13	19	E	14-28	3	0	1

MULTI-POINT GAMES: 4 (last vs. Northern Michigan, 1/24/15)

THE LAST TIME CONWAY TALLIED...

1 goal vs. Vermont (1/31/15) 1 point vs. Wisconsin (2/7/15)
 2 goals vs. Holy Cross (12/26/14) 2 points vs. Wisconsin (2/6/15)
 1 assist vs. Wisconsin (2/7/15) 3 points Never
 2 assists vs. Wisconsin (2/6/15) 4 points vs. Holy Cross (12/26/14)

11 DAVID GLEN Jr. • F • Fort Saskatchewan, Alberta

YEAR	GP	G	A	PTS	+/-	P-PIM	PP	SH	GW
2012-13	27	16	9	25	+9	23-57	2	0	2
2013-14	32	3	6	9	+3	20-62	0	1	0
2014-15	19	4	4	8	+3	6-12	1	0	0
TOTAL	78	23	19	42	+15	49-131	3	1	2

MULTI-POINT GAMES: 9 (last vs. Northern Michigan, 1/23/15)

THE LAST TIME GLEN TALLIED...

1 goal vs. Northern Michigan (1/23/15) 1 point at Wisconsin (12/6/14)
 2 goals vs. Buffalo State (11/3/12) 2 points vs. Northern Michigan (1/23/15)
 3 goals vs. Alabama Huntsville (2/8/13) 3 points vs. Alabama Huntsville (2/8/13)
 1 assist vs. Northern Michigan (1/23/15)
 2 assists at Fredonia State (12/11/12)

2014-15 PENN STATE HOCKEY



CAREER PLAYER STAT PROFILES

9 DAVID GOODWIN So. • F • Des Peres, Mo.

YEAR	GP	G	A	PTS	+/-	P-PIM	PP	SH	GW
2013-14	34	7	11	18	-8	10-20	2	0	1
2014-15	27	12	12	24	+11	3-6	0	0	4
TOTAL	61	19	23	42	+3	13-26	2	0	5

MULTI-POINT GAMES: 8 (last vs. Michigan State, 1/17/15)

THE LAST TIME GOODWIN TALLIED...

1 goal vs. Wisconsin (2/6/15)	1 point vs. Wisconsin (2/6/15)
2 goals at Michigan (2/21/14)	2 points vs. Bentley (10/30/14)
1 assist at UMass Lowell (11/15/14)	3 points vs. Michigan State (1/17/15)
2 assists vs. Michigan State (1/17/15)	4 points at Wisconsin (12/5/14)
3 assists at Wisconsin (12/5/14)	

28 TAYLOR HOLSTROM R-Sr. • F • Yorba Linda, Calif.

YEAR	GP	G	A	PTS	+/-	P-PIM	PP	SH	GW
2010-11*	36	9	24	33	+8	4-8	6	0	1
2011-12	24	9	8	17	-3	3-6	0	0	3
2013-14	36	8	9	17	-17	10-20	1	1	0
2014-15	25	6	21	27	+9	8-16	2	1	0
TOTAL	121	32	62	94	-3	25-50	9	2	4

MULTI-POINT GAMES: 20 (last vs. Wisconsin, 2/6/15) * at Mercyhurst

THE LAST TIME HOLSTROM TALLIED...

1 goal vs. Wisconsin (2/6/15)	1 point vs. Wisconsin (2/7/15)
2 goals vs. Connecticut (10/11/14)	2 points vs. Wisconsin (2/6/15)
1 assist vs. Wisconsin (2/7/15)	3 points at UMass Lowell, 11/15/14)
2 assists at UMass Lowell, 11/14/14)	4 points vs. Connecticut (1/8/11)*
3 assists at UMass Lowell, 11/15/14)	

24 NATE JENSEN R-Sr. • D • Shorewood, Minn.

YEAR	GP	G	A	PTS	+/-	P-PIM	PP	SH	GW
2010-11*	36	2	14	16	+9	4-8	2	0	0
2012-13	22	2	7	9	+1	1-2	0	0	1
2013-14	28	3	7	10	-13	5-10	2	0	0
2014-15	25	1	6	7	0	4-19	0	0	0
TOTAL	111	8	34	42	-3	14-39	4	0	1

MULTI-POINT GAMES: 6 (last vs. Alaska Anchorage, 10/17/14) * at Mercyhurst

THE LAST TIME JENSEN TALLIED...

1 goal vs. Michigan State (1/17/15)	1 point vs. Wisconsin (2/7/15)
1 assist vs. Wisconsin (2/7/15)	2 points vs. Alaska Anchorage (10/17/14)
2 assists vs. Alaska Anchorage (10/17/14)	3 points vs. Ohio State (3/15/14)

4 LUKE JUHA Jr. • D • Mississauga, Ontario

YEAR	GP	G	A	PTS	+/-	P-PIM	PP	SH	GW
2012-13	19	1	6	7	-1	2-4	0	0	1
2013-14	26	4	11	15	-4	3-6	4	0	0
2014-15	23	1	12	13	+2	5-10	1	0	0
TOTAL	68	6	29	35	-3	10-20	5	0	1

MULTI-POINT GAMES: 5 (last vs. Connecticut, 10/11/14)

THE LAST TIME JUHA TALLIED...

1 goal vs. Wisconsin (2/7/15)	1 point vs. Wisconsin (2/7/15)
1 assist vs. Vermont (1/31/15)	2 points vs. Connecticut (10/11/14)
2 assists vs. Connecticut (10/11/14)	

3 PATRICK KOUDYS R-Sr. • D • Smithville, Ontario

YEAR	GP	G	A	PTS	+/-	P-PIM	PP	SH	GW
2010-11*	31	1	2	3	-1	7-14	0	0	0
2011-12*	27	1	1	2	-8	11-22	1	0	0
2013-14	36	2	6	8	-21	13-26	0	0	0
2014-15	28	0	6	6	+8	8-27	0	0	0
TOTAL	122	4	15	19	-22	39-89	1	0	0

MULTI-POINT GAMES: 2 (last vs. Vermont, 1/31/15) * at RPI

THE LAST TIME KOUDYS TALLIED...

1 goal vs. Michigan State (2/15/14)	1 point vs. Northern Michigan (1/24/15)
1 assist vs. Northern Michigan (1/24/15)	2 points vs. Vermont (1/31/15)
2 assists vs. Vermont (1/31/15)	

15 CURTIS LOIK Jr. • F • North Vancouver, B.C.

YEAR	GP	G	A	PTS	+/-	P-PIM	PP	SH	GW
2012-13	25	5	4	9	+7	8-16	0	0	0
2013-14	28	7	3	10	-1	1-2	0	1	1
2014-15	28	5	11	16	+3	4-8	3	0	1
TOTAL	81	17	18	35	+9	13-26	3	1	2

MULTI-POINT GAMES: 3 (last vs. Northern Michigan, 1/23/15)

THE LAST TIME LOIK TALLIED...

1 goal vs. Ohio State (1/10/15)	1 point vs. Wisconsin (2/7/15)
1 assist vs. Wisconsin (2/7/15)	2 points vs. Northern Michigan (1/23/15)
2 assists vs. Northern Michigan (1/23/15)	3 points vs. Holy Cross (10/26/14)

34 EAMON MCADAM So. • G • Perkasi, Pa.

YEAR	GP-GS	MIN	GA	SV	GAA	SV%	W-L-T	SHO
2013-14	10-10	557:40	38	283	4.09	.882	0-9-0	0
2014-15	9-8	474:38	23	240	2.91	.913	4-2-1	0
TOTAL	19-18	1032:18	61	523	3.55	.896	4-11-1	0

SHUTOUTS: 0

THE LAST TIME MCADAM TALLIED...

30 saves 33 vs. Michigan State (1/16/15)	A Win vs. Ohio State (1/10/15)
40 saves 42 vs. Minnesota (1/12/14)	A Loss vs. Robert Morris (12/29/14)
50 saves Never	A Tie vs. Michigan State (1/16/15)

Career High Saves . . . 42 vs. Minnesota (1/12/14)

23 JONATHAN MILLEY Jr. • F • Gatineau, Quebec

YEAR	GP	G	A	PTS	+/-	P-PIM	PP	SH	GW
2012-13	9	4	3	7	+2	9-26	2	0	0
2013-14	20	1	3	4	-5	11-25	0	0	0
2014-15	4	1	1	2	-1	1-2	1	0	0
TOTAL	33	6	7	13	-4	21-53	3	0	0

MULTI-POINT GAMES: 2 (last vs. Connecticut, 10/11/14)

THE LAST TIME MILLEY TALLIED...

1 goal vs. Connecticut (10/11/14)	1 point vs. Western Michigan (12/30/14)
1 assist vs. Connecticut (10/11/14)	2 points vs. Connecticut (10/11/14)
2 assists vs. Connecticut (10/11/14)	



2014-15 PENN STATE HOCKEY

CAREER PLAYER STAT PROFILES

1 PJ MUSICO Sr. • G • Orange, Calif.

YEAR	GP-GS	MIN	GA	SV	GAA	SV%	W-L-T	SHO
2012-13	10-10	559:19	30	268	3.22	.899	4-6-0	1
2013-14	7-3	245:28	17	117	4.16	.873	0-4-0	0
2014-15	8-4	337:28	12	168	2.13	.933	4-2-1	0
TOTAL	25-17	1142:15	59	553	3.10	.904	8-12-1	1

SHUTOUTS: 1 (last at Army, 10/26/12)

THE LAST TIME MUSICO TALLIED...

30 saves31, at Michigan State (2/13/15) A Win vs. Wisconsin (2/7/15)
 40 saves 46, at Wisconsin (2/24/14) A Loss vs. Ohio State (1/9/15)
 50 saves Never A Tie vs. Northern Michigan (1/24/15)

Career High Saves . . 46, at Wisconsin (2/24/14)

18 JAMES ROBINSON Fr. • F • Cochrane, Alberta

YEAR	GP	G	A	PTS	+/-	P-PIM	PP	SH	GW
2014-15	24	3	4	7	+3	3-6	0	0	0

MULTI-POINT GAMES: 0

THE LAST TIME ROBINSON TALLIED...

1 goal vs. Wisconsin (2/7/15) 1 point vs. Wisconsin (2/7/15)
 1 assist vs. Michigan State (1/17/15)

14 TOMMY OLCZYK Sr. • F • Long Grove, Ill.

YEAR	GP	G	A	PTS	+/-	P-PIM	PP	SH	GW
2012-13	26	3	1	4	-10	1-2	0	1	1
2013-14	35	5	5	10	-11	2-4	1	1	1
2014-15	24	6	0	6	-4	4-16	0	1	1
TOTAL	85	14	6	20	-25	7-22	1	3	3

MULTI-POINT GAMES: 0

THE LAST TIME OLCZYK TALLIED...

1 goal vs. Wisconsin (2/6/15) 1 point vs. Northern Michigan (1/24/15)
 1 assist at Michigan (2/22/14)

17 ZACH SAAR So. • F • Richland, Mich.

YEAR	GP	G	A	PTS	+/-	P-PIM	PP	SH	GW
2013-14	33	5	6	11	-14	20-40	1	0	2
2014-15	9	0	0	0	-3	4-8	0	0	0
TOTAL	42	5	6	11	-17	24-48	1	0	2

MULTI-POINT GAMES: 1 (last at Wisconsin, 12/7/13)

THE LAST TIME SAAR TALLIED...

1 goal vs. Michigan (3/20/14) 1 point vs. Michigan (3/20/14)
 1 assist at Minnesota (2/28/14) 2 points at Wisconsin (12/7/13)

12 DYLAN RICHARD So. • F • Sherwood Park, Alberta

YEAR	GP	G	A	PTS	+/-	P-PIM	PP	SH	GW
2013-14	30	4	11	15	-3	1-2	1	1	0
2014-15	21	6	11	17	+5	4-8	2	1	2
TOTAL	51	10	22	32	+2	5-10	3	2	2

MULTI-POINT GAMES: 7 (last vs. Northern Michigan, 1/24/15)

THE LAST TIME RICHARD TALLIED...

1 goal vs. Wisconsin (2/7/15) 1 point vs. Wisconsin (2/7/15)
 2 goals vs. Northern Michigan (1/23/15) 2 points vs. Northern Michigan (1/24/15)
 1 assist vs. Wisconsin (2/6/15) 3 points vs. Northern Michigan (1/23/15)
 2 assists vs. Holy Cross (12/26/14)

19 ERIC SCHEID R-Jr. • F • Blaine, Minn.

YEAR	GP	G	A	PTS	+/-	P-PIM	PP	SH	GW
2011-12*	30	6	9	15	-19	3-6	0	0	1
2013-14	36	11	9	20	-20	5-10	4	0	1
2014-15	22	13	10	23	+2	3-6	1	1	3
TOTAL	88	30	28	58	-37	11-22	5	1	5

MULTI-POINT GAMES: 10 (last vs. Wisconsin, 2/7/15)

* at Alaska Anchorage

THE LAST TIME SCHEID TALLIED...

1 goal vs. Wisconsin (2/6/15) 1 point at Michigan State (2/14/15)
 2 goals vs. Northern Michigan (1/24/15) 2 points vs. Wisconsin (2/7/15)
 1 assist at Michigan State (2/14/15) 3 points vs. Northern Michigan (1/24/15)
 2 assists vs. Wisconsin (2/7/15)

2014-15 PENN STATE HOCKEY



CAREER PLAYER STAT PROFILES

35 MATTHEW SKOFF Jr. • G • McKees Rocks, Pa.

YEAR	GP-GS	MIN	GA	SV	GAA	SV%	W-L-T	SHO
2012-13	18-17	1063:25	44	513	2.48	.921	9-8-0	2
2013-14	23-23	1381:48	68	656	2.95	.906	8-13-2	1
2014-15	16-16	880:06	40	388	2.73	.907	7-5-2	0
TOTAL	57-55	3325:19	152	1557	2.74	.911	24-26-4	3

SHUTOUTS: 3 (last vs. Michigan, 2/8/14)

THE LAST TIME SKOFF TALLIED...

30 saves 33 vs. Bentley (10/31/14) A Win vs. Michigan State (1/17/15)
 40 saves 48 at Robert Morris (11/1/13) A Loss vs. Western Michigan (12/30/14)
 50 saves 52 vs. Michigan (3/20/14) A Tie vs. Alaska Anchorage (10/17/14)

Career High Saves . . . 52 vs. Michigan (3/20/14)

6 PETER SWEETLAND Sr. • F • Newtown, Pa.

YEAR	GP	G	A	PTS	+/-	P-PIM	PP	SH	GW
2012-13	20	1	8	9	+2	2-4	0	0	0
2013-14	8	0	0	0	-2	1-2	0	0	0
2014-15	13	0	0	0	-1	0-0	0	0	0
TOTAL	41	1	8	9	-1	3-6	0	0	0

MULTI-POINT GAMES: 1 (at Sacred Heart, 10/26/12)

THE LAST TIME SWEETLAND TALLIED...

1 goal at Sacred Heart (10/26/12) 1 point vs. Alabama Huntsville (2/9/13)
 1 assist vs. Alabama Huntsville (2/9/13) 2 points at Sacred Heart (10/26/12)

22 DAVID THOMPSON So. • D • Glen Mills, Pa.

YEAR	GP	G	A	PTS	+/-	P-PIM	PP	SH	GW
2013-14	34	0	5	5	-10	9-18	0	0	0
2014-15	22	1	4	5	+4	3-6	0	0	1
TOTAL	56	1	9	10	-6	12-24	0	0	1

MULTI-POINT GAMES: 0

THE LAST TIME THOMPSON TALLIED...

1 goal vs. Vermont (1/31/15) 1 point vs. Vermont (1/31/15)
 1 assist vs. Northern Michigan (1/24/15)

2 CONNOR VARLEY Jr. • D • Lansdale, Pa.

YEAR	GP	G	A	PTS	+/-	P-PIM	PP	SH	GW
2012-13	27	4	8	12	-6	16-43	0	1	1
2013-14	29	0	3	3	-16	3-6	0	0	0
2014-15	20	2	5	7	+10	10-31	1	0	0
TOTAL	76	6	16	22	-12	29-80	1	1	1

MULTI-POINT GAMES: 2 (last vs. Wisconsin, 2/6/14)

THE LAST TIME VARLEY TALLIED...

1 goal at Michigan State (2/14/15) 1 point at Michigan State (2/14/15)
 1 assist vs. Michigan State (1/17/15) 2 points vs. Wisconsin (2/6/15)
 2 assists vs. Wisconsin (2/6/15)

26 MIKE WILLIAMSON So. • F • Richland, Mich.

YEAR	GP	G	A	PTS	+/-	P-PIM	PP	SH	GW
2013-14	27	2	4	6	-4	16-38	2	0	1
2014-15	11	0	1	1	-1	4-8	0	0	0
TOTAL	38	2	5	7	-5	20-46	2	0	1

MULTI-POINT GAMES: 0

THE LAST TIME SAAR TALLIED...

1 goal vs. Ohio State (3/14/14) 1 point at Alaska (10/18/14)
 1 assist at Alaska (10/18/14)



2014-15 PENN STATE HOCKEY

CATEGORY LEADERS

##	Points	GP	G	A	Pts	Sh
25	Bailey, Casey	28	20	14	34	167
28	Holstrom, Taylor	25	6	21	27	59
9	Goodwin, David	27	12	12	24	76
19	Scheid, Eric	22	13	10	23	60
10	Conway, Scott	26	6	13	19	85
12	Richard, Dylan	21	6	11	17	61
15	Loik, Curtis	28	5	11	16	92
4	Juha, Luke	23	1	12	13	41
11	Glen, David	19	4	4	8	45
21	DeRosa, Ricky	23	3	5	8	34

##	Assists	GP	G	A	Pts	Sh
28	Holstrom, Taylor	25	6	21	27	59
25	Bailey, Casey	28	20	14	34	167
10	Conway, Scott	26	6	13	19	85
9	Goodwin, David	27	12	12	24	76
4	Juha, Luke	23	1	12	13	41
12	Richard, Dylan	21	6	11	17	61
15	Loik, Curtis	28	5	11	16	92
19	Scheid, Eric	22	13	10	23	60
20	Autio, Erik	26	1	7	8	41
24	Jensen, Nate	25	1	6	7	32

##	Goals	GP	G	A	Pts	Sh
25	Bailey, Casey	28	20	14	34	167
19	Scheid, Eric	22	13	10	23	60
9	Goodwin, David	27	12	12	24	76
28	Holstrom, Taylor	25	6	21	27	59
10	Conway, Scott	26	6	13	19	85
12	Richard, Dylan	21	6	11	17	61
14	Olczyk, Tommy	24	6	0	6	49
15	Loik, Curtis	28	5	11	16	92
11	Glen, David	19	4	4	8	45
21	DeRosa, Ricky	23	3	5	8	34

##	Shots	GP	G	A	Pts	Sh	Sh%
25	Bailey, Casey	28	20	14	34	167	.120
15	Loik, Curtis	28	5	11	16	92	.054
10	Conway, Scott	26	6	13	19	85	.071
9	Goodwin, David	27	12	12	24	76	.158
12	Richard, Dylan	21	6	11	17	61	.098
19	Scheid, Eric	22	13	10	23	60	.217
28	Holstrom, Taylor	25	6	21	27	59	.102
3	Koudys, Patrick	28	0	6	6	54	.000
14	Olczyk, Tommy	24	6	0	6	49	.122
11	Glen, David	19	4	4	8	45	.089

##	Power-Play Goals	GP	PPG
25	Bailey, Casey	28	4
15	Loik, Curtis	28	3
10	Conway, Scott	26	3
27	Gardiner, Max	25	3
12	Richard, Dylan	21	2
28	Holstrom, Taylor	25	2

##	Shot Pct.	GP	G	A	Pts	Sh	Sh%
19	Scheid, Eric	22	13	10	23	60	.217
9	Goodwin, David	27	12	12	24	76	.158
14	Olczyk, Tommy	24	6	0	6	49	.122
25	Bailey, Casey	28	20	14	34	167	.120
28	Holstrom, Taylor	25	6	21	27	59	.102
23	Milley, Jonathan	4	1	1	2	10	.100
12	Richard, Dylan	21	6	11	17	61	.098
11	Glen, David	19	4	4	8	45	.089
21	DeRosa, Ricky	23	3	5	8	34	.088
7	Friedman, Jacob	11	1	0	1	12	.083

##	Short-Handed Goals	GP	SHG
12	Richard, Dylan	21	1
14	Olczyk, Tommy	24	1
19	Scheid, Eric	22	1
28	Holstrom, Taylor	25	1

##	Penalties	GP	Pen	Min
10	Conway, Scott	26	14	28
2	Varley, Connor	20	10	31
25	Bailey, Casey	28	10	20
28	Holstrom, Taylor	25	9	18
3	Koudys, Patrick	28	8	27
11	Glen, David	19	6	12
27	Gardiner, Max	25	5	10
4	Juha, Luke	23	5	10
21	DeRosa, Ricky	23	4	8
15	Loik, Curtis	28	4	8

##	Game-Winning Goals	GP	GWG
9	Goodwin, David	27	4
19	Scheid, Eric	22	3
25	Bailey, Casey	28	2
12	Richard, Dylan	21	2

##	Penalty Minutes	GP	Pen	Min
2	Varley, Connor	20	10	31
10	Conway, Scott	26	14	28
3	Koudys, Patrick	28	8	27
25	Bailey, Casey	28	10	20
24	Jensen, Nate	25	4	19
28	Holstrom, Taylor	25	9	18
14	Olczyk, Tommy	24	4	16
11	Glen, David	19	6	12
4	Juha, Luke	23	5	10
27	Gardiner, Max	25	5	10

##	Plus/Minus	GP	+/-
25	Bailey, Casey	28	+12
9	Goodwin, David	27	+11
2	Varley, Connor	20	+10
28	Holstrom, Taylor	25	+9
3	Koudys, Patrick	28	+8
12	Richard, Dylan	21	+5
22	Thompson, David	22	+4
15	Loik, Curtis	28	+3
18	Robinson, James	24	+3
11	Glen, David	19	+3

2014-15 PENN STATE HOCKEY



TEAM STATISTICS

Overall: 15-9-4 Conf: 7-4-1 Home: 10-1-3 Away: 4-5-0 Neut: 1-3-1

TEAM STATISTICS	PSU	OPP
SHOT STATISTICS		
Goals-Shot attempts	95-1152	77-873
Shot pct.	.082	.088
Goals/Game	3.4	2.8
Shots/Game	41.1	31.2
Assists	152	135
POWER PLAYS		
Goals-Power Plays	23-107	17-98
Conversion Percent	.215	.173
Shot Attempts	195	155
Shot Percent	.118	.110
SHORT-HANDED		
Goals-Shot attempts	4-32	1-29
Shot Percent	.125	.034
GOAL BREAKDOWN		
Total Goals	95	77
Power Play	23	17
Short-handed	4	1
Empty net	4	2
Penalty	1	0
Unassisted	7	2
Overtime	0	1
Shootout	0	0
Delayed Penalty	0	0
PENALTIES		
Number	118	125
Minutes	277	289
Penalties/Game	4.2	4.5
Pen minutes/Game	9.9	10.3
Minor	111	117
Major	3	5
10-minute Misconduct	1	1
Game Misconduct	3	2
Gross Misconduct	0	0
Match	0	0
SHOOTOUTS (Made-Att)	3-13	7-12
ATTENDANCE		
Total	84191	54772
Dates/Avg Per Date	14/6014	9/6086
Neutral Site #/Avg	5/7760	

Goals by Period	1st	2nd	3rd	OT	Total
Penn State	21	35	39	0	95
Opponents	20	28	28	1	77

Saves by Period	1st	2nd	3rd	OT	Total
Penn State	245	290	245	16	796
Opponents	368	341	330	18	1057



2014-15 PENN STATE HOCKEY

INDIVIDUAL STATISTICS

Overall: 15-9-4 Conf: 7-4-1 Home: 10-1-3 Away: 4-5-0 Neut: 1-3-1

##	Player	gp	Shots					+	Penalties				Goals								blk	
			g	a	pts	sh	sh%		pen-min	min	maj	oth	pp	sh	fg	gw	gt	ot	ht	pn		ua
25	Bailey, Casey	28	20	14	34	167	.120	+12	10-20	10	0	0	4	0	3	2	0	0	1	0	3	13
28	Holstrom, Taylor	25	6	21	27	59	.102	+9	9-18	9	0	0	2	1	0	0	0	0	0	0	0	11
9	Goodwin, David	27	12	12	24	76	.158	+11	3-6	3	0	0	0	0	1	4	2	0	0	0	6	
19	Scheid, Eric	22	13	10	23	60	.217	+2	3-6	3	0	0	1	1	0	3	0	0	0	0	6	
10	Conway, Scott	26	6	13	19	85	.071	0	14-28	14	0	0	3	0	0	1	0	0	0	0	10	
12	Richard, Dylan	21	6	11	17	61	.098	+5	4-8	4	0	0	2	1	1	2	1	0	0	0	12	
15	Loik, Curtis	28	5	11	16	92	.054	+3	4-8	4	0	0	3	0	2	1	0	0	0	0	8	
4	Juha, Luke	23	1	12	13	41	.024	+2	5-10	5	0	0	1	0	1	0	0	0	0	0	37	
11	Glen, David	19	4	4	8	45	.089	+3	6-12	6	0	0	1	0	2	0	0	0	0	0	13	
21	DeRosa, Ricky	23	3	5	8	34	.088	-2	4-8	4	0	0	0	0	1	0	0	0	0	0	4	
20	Autio, Erik	26	1	7	8	41	.024	-3	4-8	4	0	0	1	0	0	0	0	0	0	0	28	
18	Robinson, James	24	3	4	7	44	.068	+3	3-6	3	0	0	0	0	0	0	0	0	0	1	18	
2	Varley, Connor	20	2	5	7	42	.048	+10	10-31	8	1	1	1	0	0	0	0	0	0	0	32	
24	Jensen, Nate	25	1	6	7	32	.031	0	4-19	2	1	1	0	0	0	0	0	0	0	0	17	
14	Olczyk, Tommy	24	6	0	6	49	.122	-4	4-16	3	0	1	0	1	1	1	0	0	0	1	8	
3	Koudys, Patrick	28	0	6	6	54	.000	+8	8-27	6	1	1	0	0	0	0	0	0	0	0	49	
27	Gardiner, Max	25	3	2	5	45	.067	-2	5-10	5	0	0	3	0	0	0	0	0	0	0	10	
22	Thompson, David	22	1	4	5	27	.037	+4	3-6	3	0	0	0	0	0	1	0	0	0	0	40	
13	Brooks, Kenny	20	0	3	3	41	.000	+1	1-2	1	0	0	0	0	0	0	0	0	0	0	6	
23	Milley, Jonathan	4	1	1	2	10	.100	-1	1-2	1	0	0	1	0	0	0	0	0	0	0	2	
7	Friedman, Jacob	11	1	0	1	12	.083	-3	1-2	1	0	0	0	0	0	0	0	0	0	0	3	
26	Williamson, Mike	11	0	1	1	14	.000	-1	4-8	4	0	0	0	0	0	0	0	0	0	0	15	
1	Musico, PJ	8	0	0	0	0	.000	0	1-2	1	0	0	0	0	0	0	0	0	0	0	0	
17	Saar, Zach	9	0	0	0	18	.000	-3	4-8	4	0	0	0	0	0	0	0	0	0	0	1	
31	Skoff, Matthew	16	0	0	0	0	.000	0	1-2	1	0	0	0	0	0	0	0	0	0	0	0	
6	Sweetland, Peter	13	0	0	0	3	.000	-1	0-0	0	0	0	0	0	0	0	0	0	0	0	18	
TM	TEAM	15	0	0	0	0	.000	0	2-4	2	0	0	0	0	0	0	0	0	0	0	4	
Total		28	95	152	247	1152	.082	+53	118-277	111	3	4	23	4	12	15	3	0	1	1	7	371
Opponents		28	77	135	212	873	.088	-	125-289	117	5	3	17	1	16	9	1	1	1	0	2	477

##	Goalie	gp-gs	Goal average			Saves		Record				Goals allowed				
			minutes	ga	avg	saves	pct	w	l	t	sho	pp	sh	en	pen	sog
31	Skoff, Matthew	16-16	880:06	40	2.73	388	.907	7	5	2	0	10	0	0	0	0
1	Musico, PJ	8-4	337:28	12	2.13	168	.933	4	2	1	0	2	0	0	0	0
34	McAdam, Eamon	9-8	474:38	23	2.91	240	.913	4	2	1	0	5	1	0	0	0
TM	EMPTY NET	15-0	12:02	2	-	0	.000	0	0	0	0	0	0	2	0	0
Total		28-0	1704:14	77	2.71	796	.912	15	9	4	0	17	1	2	0	0
Opponents		28-0	1704:14	95	3.34	1057	.918	9	15	4	1	23	4	4	1	0



2014-15 PENN STATE HOCKEY

SEASON RESULTS

Date	Opponent		Score	Shots	Overall	Conf	Time	Att.	Goalie of record
Oct 10	CONNECTICUT	Tot	2-2	35/28	0-0-1	0-0-0	2:33	6017	Skoff, Matthew
Oct 11	CONNECTICUT	W	7-1	42/29	1-0-1	0-0-0	2:15	6016	Skoff, Matthew
1 Oct 17	vs Alaska Anchorage	To	3-3	27/26	1-0-2	0-0-0	2:34	772	Skoff, Matthew
Oct 18	at Alaska	L	3-4	43/33	1-1-2	0-0-0	2:21	3584	Skoff, Matthew
Oct 24	HOLY CROSS	W	3-1	50/30	2-1-2	0-0-0	2:28	6043	Skoff, Matthew
Oct 26	HOLY CROSS	W	7-1	45/29	3-1-2	0-0-0	2:23	5988	Skoff, Matthew
Oct 30	BENTLEY	W	3-2	54/26	4-1-2	0-0-0	2:15	5773	Skoff, Matthew
Oct 31	BENTLEY	W	3-2	49/35	5-1-2	0-0-0	2:15	5974	Skoff, Matthew
Nov 14	at #4 UMass Lowell	L	3-5	37/30	5-2-2	0-0-0	2:05	4314	Skoff, Matthew
Nov 15	at #4 UMass Lowell	W	4-1	31/25	6-2-2	0-0-0	2:06	4548	McAdam, Eamon
* Nov 21	at Michigan	W	3-2	28/40	7-2-2	1-0-0	2:24	5415	McAdam, Eamon
* Nov 22	at Michigan	L	1-8	42/45	7-3-2	1-1-0	2:17	4891	McAdam, Eamon
2 Nov 29	vs Cornell	L	1-3	38/25	7-4-2	1-1-0	2:18	15027	Skoff, Matthew
* Dec 05	at Wisconsin	W	5-2	40/24	8-4-2	2-1-0	2:16	8957	McAdam, Eamon
* Dec 06	at Wisconsin	W	4-2	33/25	9-4-2	3-1-0	2:15	10091	Skoff, Matthew
3 Dec 29	vs Robert Morris	L	2-4	37/33	9-5-2	3-1-0	2:15	6252	McAdam, Eamon
3 Dec 30	vs Western Michigan	L	1-4	33/32	9-6-2	3-1-0	2:11	5076	Skoff, Matthew
* Jan 09	OHIO STATE	Lot	4-5	57/35	9-7-2	3-2-0	2:28	5829	Musico, PJ
* Jan 10	OHIO STATE	W	4-1	35/36	10-7-2	4-2-0	2:17	5898	McAdam, Eamon
* Jan 16	MICHIGAN STATE	Tot	2-2	50/35	10-7-3	4-2-1	2:35	6062	McAdam, Eamon
* Jan 17	MICHIGAN STATE	W	5-2	40/30	11-7-3	5-2-1	2:17	6163	Skoff, Matthew
Jan 23	NORTHERN MICHIGAN	W	5-4	53/30	12-7-3	5-2-1	2:17	6203	Musico, PJ
Jan 24	NORTHERN MICHIGAN	Tot	5-5	64/29	12-7-4	5-2-1	2:52	6089	Musico, PJ
4 Jan 31	vs #14 Vermont	W	4-2	39/35	13-7-4	5-2-1	2:20	11674	Musico, PJ
* Feb 06	WISCONSIN	W	5-2	37/37	14-7-4	6-2-1	2:20	6033	Musico, PJ
* Feb 07	WISCONSIN	W	4-1	43/28	15-7-4	7-2-1	2:19	6103	Musico, PJ
* Feb 13	at Michigan State	L	0-3	28/34	15-8-4	7-3-1	2:20	6528	Musico, PJ
* Feb 14	at Michigan State	L	2-3	42/29	15-9-4	7-4-1	2:20	6444	Skoff, Matthew

- 1 - at Fairbanks, Alaska
- 2 - at Madison Square Garden (New York)
- 3 - at CONSOL Energy Center (Pittsburgh)
- 4 - at Wells Fargo Center (Philadelphia)

Team Record	W-L-T	Attendance	Dates	Total	Avg.
Overall:	15-9-4	Total:	28	177764	6349
Conference:	7-4-1	Home:	14	84191	6014
Home:	10-1-3	Away:	9	54772	6086
Away:	4-5-0	Neutral:	5	38801	7760
Neutral:	1-3-1				
Overtime:	0-1-4				

2014-15 PENN STATE HOCKEY



GOALTENDING GAME-BY-GAME

#1 PJ MUSICO

Date	Opponent	Score	Minutes	GA	GAAvg	Saves	Save%	W	L	T	PP	SH	EN	PN	SO
Dec 30, 2014	vs Western Michigan	1-4	8:38	0	0.00	4	1.000	0	0	0	0	0	0	0	0
Jan 09, 2015	OHIO STATE	4-5	22:19	2	3.88	8	.857	0	1	0	0	0	0	0	0
Jan 23, 2015	NORTHERN MICHIGAN	5-4	25:12	0	2.14	11	.920	1	1	0	0	0	0	0	0
Jan 24, 2015	NORTHERN MICHIGAN	5-5	45:00	2	2.37	19	.913	1	1	1	1	0	0	0	0
Jan 31, 2015	vs Vermont	4-2	60:00	2	2.23	33	.926	2	1	1	1	0	0	0	0
Feb 06, 2015	WISCONSIN	5-2	60:00	2	2.17	35	.932	3	1	1	0	0	0	0	0
Feb 07, 2015	WISCONSIN	4-1	59:52	1	1.92	27	.938	4	1	1	0	0	0	0	0
Feb 13, 2015	at Michigan State	0-3	56:27	3	2.13	31	.933	4	2	1	0	0	0	0	0
Totals			337:28	12	2.13	168	.933	4	2	1	2	0	0	0	0

#31 MATTHEW SKOFF

Date	Opponent	Score	Minutes	GA	GAAvg	Saves	Save%	W	L	T	PP	SH	EN	PN	SO
Oct 10, 2014	CONNECTICUT	2-2	64:53	2	1.85	26	.929	0	0	1	0	0	0	0	0
Oct 11, 2014	CONNECTICUT	7-1	60:00	1	1.44	28	.947	1	0	1	0	0	0	0	0
Oct 17, 2014	vs Alaska Anchorage	3-3	64:20	3	1.90	23	.928	1	0	2	2	0	0	0	0
Oct 18, 2014	at Alaska	3-4	58:49	4	2.42	29	.914	1	1	2	0	0	0	0	0
Oct 24, 2014	HOLY CROSS	3-1	59:45	1	2.14	29	.925	2	1	2	0	0	0	0	0
Oct 26, 2014	HOLY CROSS	7-1	60:00	1	1.96	28	.931	3	1	2	0	0	0	0	0
Oct 30, 2014	BENTLEY	3-2	60:00	2	1.96	24	.930	4	1	2	2	0	0	0	0
Oct 31, 2014	BENTLEY	3-2	59:45	2	1.97	33	.932	5	1	2	2	0	0	0	0
Nov 14, 2014	at UMass Lowell	3-5	28:47	4	2.32	8	.919	5	2	2	0	0	0	0	0
Nov 29, 2014	vs Cornell	1-3	59:14	2	2.29	22	.919	5	3	2	0	0	0	0	0
Dec 06, 2014	at Wisconsin	4-2	60:00	2	2.27	23	.919	6	3	2	0	0	0	0	0
Dec 30, 2014	vs Western Michigan	1-4	51:22	4	2.45	24	.914	6	4	2	1	0	0	0	0
Jan 09, 2015	OHIO STATE	4-5	40:59	3	2.56	22	.911	6	4	2	0	0	0	0	0
Jan 17, 2015	MICHIGAN STATE	5-2	60:00	2	2.51	28	.913	7	4	2	1	0	0	0	0
Jan 23, 2015	NORTHERN MICHIGAN	5-4	34:39	4	2.70	15	.907	7	4	2	0	0	0	0	0
Feb 14, 2015	at Michigan State	2-3	57:33	3	2.73	26	.907	7	5	2	2	0	0	0	0
Totals			880:06	40	2.73	388	.907	7	5	2	10	0	0	0	0

#34 EAMON MCADAM

Date	Opponent	Score	Minutes	GA	GAAvg	Saves	Save%	W	L	T	PP	SH	EN	PN	SO
Nov 14, 2014	at UMass Lowell	3-5	31:13	1	1.92	17	.944	0	0	0	0	0	0	0	0
Nov 15, 2014	at UMass Lowell	4-1	60:00	1	1.32	24	.953	1	0	0	1	0	0	0	0
Nov 21, 2014	at Michigan	3-2	60:00	2	1.59	38	.952	2	0	0	0	0	0	0	0
Nov 22, 2014	at Michigan	1-8	59:56	8	3.41	37	.906	2	1	0	0	1	0	0	0
Dec 05, 2014	at Wisconsin	5-2	59:57	2	3.10	22	.908	3	1	0	1	0	0	0	0
Dec 29, 2014	vs Robert Morris	2-4	58:45	3	3.09	29	.908	3	2	0	2	0	0	0	0
Jan 10, 2015	OHIO STATE	4-1	60:00	1	2.77	35	.918	4	2	0	1	0	0	0	0
Jan 16, 2015	MICHIGAN STATE	2-2	64:47	2	2.64	33	.922	4	2	1	0	0	0	0	0
Jan 24, 2015	NORTHERN MICHIGAN	5-5	20:00	3	2.91	5	.913	4	2	1	0	0	0	0	0
Totals			474:38	23	2.91	240	.913	4	2	1	5	1	0	0	0



2014-15 PENN STATE HOCKEY

GAME 1 (OCT. 10, 2014): PENN STATE 2, UCONN 2 (OT)

Connecticut (0-0-1) vs. Penn State (0-0-1)
Date: Oct 10, 2014 • Location: University Park, Pa. • Arena: Pegula Ice Arena
Attendance: 6017 • Start time: 7:00 pm • End time: 9:33 pm • Total time: 2:33

Game statistics for Game 1 including Prd Time, Team, Scored by, Assists, Vis. on ice, Home on ice, Goals by Period, Shots by Period, Power Play Goals-Att (Sh), Penalties-Minutes by Prd, and GOALTENDERS.

GAME 2 (OCT. 11, 2014): PENN STATE 7, UCONN 1

Connecticut (0-1-1) vs. Penn State (1-0-1)
Date: Oct 11, 2014 • Location: University Park, Pa. • Arena: Pegula Ice Arena
Attendance: 6016 • Start time: 3:00 pm • End time: 5:15 pm • Total time: 2:15

Game statistics for Game 2 including Prd Time, Team, Scored by, Assists, Vis. on ice, Home on ice, Goals by Period, Shots by Period, Power Play Goals-Att (Sh), Penalties-Minutes by Prd, and GOALTENDERS.

Penalty summary for Game 1, listing Prd, Player, Team, Min/Offense, Time, Prd, Player, Team, Min/Offense, Time.

Penalty summary for Game 2, listing Prd, Player, Team, Min/Offense, Time, Prd, Player, Team, Min/Offense, Time.

GAME 3 (OCT. 17, 2014): PENN STATE 3, ALASKA ANCHORAGE 3 (OT)

Penn State (1-0-2) vs. Alaska Anchorage (2-0-1)
Date: Oct 17, 2014 • Location: Fairbanks, Alaska • Arena: Carlson Center
Attendance: 772 • Start time: 5:07 pm • End time: 7:41 • Total time: 2:34

Game statistics for Game 3 including Prd Time, Team, Scored by, Assists, Vis. on ice, Home on ice, Goals by Period, Shots by Period, Power Play Goals-Att (Sh), Penalties-Minutes by Prd, and GOALTENDERS.

GAME 4 (OCT. 18, 2014): ALASKA 4, PENN STATE 3

Penn State (1-1-2) vs. Alaska (4-0-0)
Date: Oct 18, 2014 • Location: Fairbanks, Alaska • Arena: Carlson Center
Attendance: 3584 • Start time: 7:27 pm • End time: 9:48 pm • Total time: 2:21

Game statistics for Game 4 including Prd Time, Team, Scored by, Assists, Vis. on ice, Home on ice, Goals by Period, Shots by Period, Power Play Goals-Att (Sh), Penalties-Minutes by Prd, and GOALTENDERS.

Penalty summary for Game 3, listing Prd, Player, Team, Min/Offense, Time, Prd, Player, Team, Min/Offense, Time.

Penalty summary for Game 4, listing Prd, Player, Team, Min/Offense, Time, Prd, Player, Team, Min/Offense, Time.

Penn State-Skoff, Matthew (1-0-2). Alaska Anchorage-Michael Matyas (1-0-1).
Game One
Alaska Anchorage wins shootout, 1-0

Win-Skoff, Matthew (1-0-1). Loss-Nichols, Rob (0-1-1).
UCONN Timeout: 13:27 in 2nd Period



2014-15 PENN STATE HOCKEY

GAME 9 (NOV. 14, 2014): #4 UMASS LOWELL 5, PENN STATE 3

Penn State (5-2-2) vs. UMass Lowell (7-1-2)
Date: Nov 14, 2014 • Location: Lowell, Mass. • Arena: Tsongas Center
Attendance: 4314 • Start time: 7:15 • End time: 9:20 • Total time: 2:05

Prd Time Team Scored by Assists Vis. on ice Home on ice Goals by Period Team 1 2 3 Tot PSU 0 1 2 3 UML 2 2 1 5

TEAM SUMMARY # Penn State G A PI Sh +/- BI # UMass Lowell G A PI Sh +/- BI

GOALTEENDERS # Penn State Dec Min GA 1 2 3 Saves # UMass Lowell Dec Min GA 1 2 3 Saves

PENALTY SUMMARY Prd Player Team Min/Offense Time Prd Player Team Min/Offense Time

Win-Boyle, Kevin (4-1-2). Loss-Skoff, Matthew (5-2-2).

GAME 10 (NOV. 14, 2014): PENN STATE 4, #4 UMASS LOWELL 1

Penn State (6-2-2) vs. UMass Lowell (7-2-2)
Date: Nov 15, 2014 • Location: Lowell, Mass. • Arena: Tsongas Center
Attendance: 4548 • Start time: 7:00pm • End time: 9:06pm • Total time: 2:06

Prd Time Team Scored by Assists Vis. on ice Home on ice Goals by Period Team 1 2 3 Tot PSU 1 0 1 2 3 UML 0 0 0 0 0

GOALTEENDERS # Penn State Dec Min GA 1 2 3 Saves # UMass Lowell Dec Min GA 1 2 3 Saves

PENALTY SUMMARY Prd Player Team Min/Offense Time Prd Player Team Min/Offense Time

Win-McAdam, Eamon (1-0-0). Loss-Smith, Jeff (3-1-0). PSU timeout with 6:31 remaining in 3rd period

GAME 11 (NOV. 21, 2014): PENN STATE 3, MICHIGAN 1

Penn State (7-2-2, 1-0-0-0 B1G) vs. Michigan (4-6-0, 0-1-0-0 B1G)
Date: Nov 21, 2014 • Location: Ann Arbor, Mich • Arena: Yost Ice Arena
Attendance: 5415 • Start time: 7:36 pm • End time: 10:00 pm • Total time: 2:24

Prd Time Team Scored by Assists Vis. on ice Home on ice Goals by Period Team 1 2 3 Tot PSU 3 0 0 3 MICH 1 0 1 2

GOALTEENDERS # Penn State Dec Min GA 1 2 3 Saves # Michigan Dec Min GA 1 2 3 Saves

PENALTY SUMMARY Prd Player Team Min/Offense Time Prd Player Team Min/Offense Time

Win-McAdam, Eamon (2-0-0). Loss-Nagelvoort, Zach (2-5-0).

GAME 12 (NOV. 22, 2014): MICHIGAN 8, PENN STATE 1

Penn State (7-3-2, 1-1-0-0 B1G) vs. Michigan (5-6-0, 1-1-0-0 B1G)
Date: Nov 22, 2014 • Location: Ann Arbor, Mich • Arena: Yost Ice Arena
Attendance: 4891 • Start time: 7:38 pm • End time: 9:55 pm • Total time: 2:17

Prd Time Team Scored by Assists Vis. on ice Home on ice Goals by Period Team 1 2 3 Tot PSU 1 0 0 1 MICH 8 0 0 8

GOALTEENDERS # Penn State Dec Min GA 1 2 3 Saves # Michigan Dec Min GA 1 2 3 Saves

PENALTY SUMMARY Prd Player Team Min/Offense Time Prd Player Team Min/Offense Time

Win-Nagelvoort, Zach (3-5-0). Loss-McAdam, Eamon (2-1-0).



2014-15 PENN STATE HOCKEY

GAME 16 (DEC. 29, 2014): ROBERT MORRIS 4, PENN STATE 2 GAME 17 (DEC. 30, 2014): WESTERN MICHIGAN 4, PENN STATE 1

Penn State (9-5-2, 3-1-0-0 B1G) vs. Robert Morris (12-2-3, 9-2-3 AHA)
Date: Dec 29, 2014 • Location: Pittsburgh, Pa. • Arena: Consol Energy Center
Attendance: 6252 • Start time: 7:45 pm • End time: 10:00 pm • Total time: 2:15

Penn State (9-6-2, 3-1-0-0 B1G) vs. Western Michigan (7-9-2, 2-6-2-2 NCHC)
Date: Dec 30, 2014 • Location: Pittsburgh, Pa. • Arena: Consol Energy Center
Attendance: 5076 • Start time: 4:35 pm • End time: 6:46 pm • Total time: 2:11

Prd Time Team Scored by Assists Vis. on ice Home on ice Goals by Period

Prd Time Team Scored by Assists Vis. on ice Home on ice Goals by Period

TEAM SUMMARY # Penn State G A PI Sh +/- BI # Robert Morris G A PI Sh +/- BI

TEAM SUMMARY # Western Michigan G A PI Sh +/- BI # Penn State G A PI Sh +/- BI

GOALTENDERS # Penn State Dec Min GA 1 2 3 Saves # Robert Morris Dec Min GA 1 2 3 Saves

GOALTENDERS # Penn State Dec Min GA 1 2 3 Saves # Western Michigan Dec Min GA 1 2 3 Saves

PENALTY SUMMARY Prd Player Team MinOffense Time Prd Player Team MinOffense Time

PENALTY SUMMARY Prd Player Team MinOffense Time Prd Player Team MinOffense Time

Win-SHAFER, Terry (6-1-2). Loss-McAdam, Eamon (3-2-0). Three Rivers Classic

Win-Lukas Hafner (6-6-2). Loss-Skoff, Matthew (6-4-2). Three Rivers Classic

GAME 18 (JAN. 9, 2015): OHIO STATE 5, PENN STATE 4 (OT) GAME 19 (JAN. 10, 2015): PENN STATE 1, OHIO STATE 1

Ohio State (7-9-2, 2-2-0-0 B1G) vs. Penn State (9-7-2, 3-2-0-0 B1G)
Date: Jan 09, 2015 • Location: University Park, Pa. • Arena: Pegula Ice Arena
Attendance: 5829 • Start time: 7:07 pm • End time: 9:35 pm • Total time: 2:28

Ohio State (7-10-2, 2-3-0-0 B1G) vs. Penn State (10-7-2, 4-2-0-0 B1G)
Date: Jan 10, 2015 • Location: University Park, Pa. • Arena: Pegula Ice Arena
Attendance: 5998 • Start time: 3:07 pm • End time: 5:24 pm • Total time: 2:17

Prd Time Team Scored by Assists Vis. on ice Home on ice Goals by Period

Prd Time Team Scored by Assists Vis. on ice Home on ice Goals by Period

TEAM SUMMARY # Ohio State G A PI Sh +/- BI # Penn State G A PI Sh +/- BI

TEAM SUMMARY # Penn State G A PI Sh +/- BI # Ohio State G A PI Sh +/- BI

GOALTENDERS # Ohio State Dec Min GA 1 2 3 Saves # Penn State Dec Min GA 1 2 3 Saves

GOALTENDERS # Penn State Dec Min GA 1 2 3 Saves # Ohio State Dec Min GA 1 2 3 Saves

PENALTY SUMMARY Prd Player Team MinOffense Time Prd Player Team MinOffense Time

PENALTY SUMMARY Prd Player Team MinOffense Time Prd Player Team MinOffense Time

Win-Christian Frey (3-4-1). Loss-Musico, PJ (0-1-0). Ohio State timeout - 8:06 in the 3rd Penn State timeout - 19:20 in the 3rd

Win-McAdam, Eamon (4-2-0). Loss-Frey, Christian (3-5-1). Ohio State Timeout 18:04 in 2nd



2014-15 PENN STATE HOCKEY

GAME 20 (JAN. 16, 2015): PENN STATE 2, MICHIGAN STATE 2

Michigan State (7-10-2, 1-2-2-1 B1G) vs. Penn State (10-7-3, 4-2-1-0 B1G)
Date: Jan 16, 2015 • Location: University Park, Pa. • Arena: Pegula Ice Arena
Attendance: 6062 • Start time: 7:07 pm • End time: 9:42 pm • Total time: 2:35

Prd Time Team Scored by Assists Vis. on ice Home on ice Goals by Period

TEAM SUMMARY # Michigan State G A PI Sh +/- BI # Penn State G A PI Sh +/- BI

GOALTENDERS ## Michigan State Dec Min GA 1 2 3 OT Saves ## Penn State Dec Min GA 1 2 3 OT Saves

PENALTY SUMMARY Prd Player Team MinOffense Time Prd Player Team MinOffense Time

Michigan State-Hildebrand, Jake (7-10-2). Penn State-McAdam, Eamon (4-2-1). Michigan State Timeout 19:24 - 2nd period Penn State Timeout 18:36 - 3rd period

GAME 21 (JAN. 17, 2015): PENN STATE 5, MICHIGAN STATE 2

Michigan State (7-11-2, 1-3-2-2 B1G) vs. Penn State (11-7-3, 5-2-1-0 B1G)
Date: Jan 17, 2015 • Location: University Park, Pa. • Arena: Pegula Ice Arena
Attendance: 6163 • Start time: 5:02 pm • End time: 7:19 pm • Total time: 2:17

Prd Time Team Scored by Assists Vis. on ice Home on ice Goals by Period

TEAM SUMMARY # Michigan State G A PI Sh +/- BI # Penn State G A PI Sh +/- BI

GOALTENDERS ## Michigan State Dec Min GA 1 2 3 OT Saves ## Penn State Dec Min GA 1 2 3 OT Saves

PENALTY SUMMARY Prd Player Team MinOffense Time Prd Player Team MinOffense Time

Win-Skoff, Matthew (7-4-2). Loss-Hildebrand, Jake (7-11-2).

GAME 22 (JAN. 23, 2015): PENN STATE 5, NORTHERN MICH. 4

Northern Michigan (9-9-5, 6-8-4 WCHA) vs. Penn State (12-7-3, 5-2-1-0 B1G)
Date: Jan 23, 2015 • Location: University Park, Pa. • Arena: Pegula Ice Arena
Attendance: 6203 • Start time: 7:07 pm • End time: 9:24 pm • Total time: 2:17

Prd Time Team Scored by Assists Vis. on ice Home on ice Goals by Period

TEAM SUMMARY # Northern Michigan G A PI Sh +/- BI # Penn State G A PI Sh +/- BI

GOALTENDERS ## Northern Michigan Dec Min GA 1 2 3 OT Saves ## Penn State Dec Min GA 1 2 3 OT Saves

PENALTY SUMMARY Prd Player Team MinOffense Time Prd Player Team MinOffense Time

Win-Justin (1-1-1-0). Loss-Dahlstrom, Mathias (9-7-3). Penn State Timeout 2nd Period - 3:55 Northern Michigan Timeout 3rd Period - 17:38

GAME 23 (JAN. 24, 2015): PENN STATE 5, NORTHERN MICH. 5 (OT)

Northern Michigan (9-9-6, 6-8-4 WCHA) vs. Penn State (12-7-4, 5-2-1-0 B1G)
Date: Jan 24, 2015 • Location: University Park, Pa. • Arena: Pegula Ice Arena
Attendance: 6089 • Start time: 4:33 pm • End time: 7:25 pm • Total time: 5:22

Prd Time Team Scored by Assists Vis. on ice Home on ice Goals by Period

TEAM SUMMARY # Northern Michigan G A PI Sh +/- BI # Penn State G A PI Sh +/- BI

GOALTENDERS ## Northern Michigan Dec Min GA 1 2 3 OT Saves ## Penn State Dec Min GA 1 2 3 OT Saves

PENALTY SUMMARY Prd Player Team MinOffense Time Prd Player Team MinOffense Time

Northern Michigan-Dahlstrom, Mathias (9-7-4). Penn State-Musco, PJ (1-1-1). Timeout Northern Michigan 4:49 in OT



2014-15 PENN STATE HOCKEY

GAME 24 (JAN. 31, 2015): PENN STATE 4, #14 VERMONT 2

Vermont (15-9-2, 7-6-1 HEA) vs. Penn State (13-7-4, 5-2-1 B1G)
Date: Jan 31, 2015 • Location: Philadelphia, Pa. • Arena: Wells Fargo Center
Attendance: 11674 • Start time: 1:10 pm • End time: 3:30 pm • Total time: 2:20

Table with columns: Prd, Time, Team, Scored by, Assists, Vis. on ice, Home on ice, Goals by Period, Shots by Period, Power Play Goals-Att (Sh).

TEAM SUMMARY

Team summary table for Vermont and Penn State, including individual player stats and totals for goals, assists, and shots.

GOALTENDERS

Goalkeeper statistics for both teams, including saves and goals allowed.

PENALTY SUMMARY

Penalty summary table listing player names, teams, and times for various offenses.

Win-Musico, PJ (2-1-1). Loss-Santaguida, Mike (5-6-0).
Timeout Vermont - 18:34 in 3rd Period



GAME 25 (FEB. 6, 2015): PENN STATE 5, WISCONSIN 2

Wisconsin (2-17-4, 0-7-2-2 B1G) vs. Penn State (14-7-4, 6-2-1-0 B1G)
Date: Feb 06, 2015 • Location: University Park, Pa. • Arena: Pegula Ice Arena
Attendance: 6033 • Start time: 6:40 pm • End time: 9:00 pm • Total time: 2:20

Table with columns: Prd, Time, Team, Scored by, Assists, Vis. on ice, Home on ice, Goals by Period, Shots by Period, Power Play Goals-Att (Sh).

TEAM SUMMARY

Team summary table for Wisconsin and Penn State, including individual player stats and totals for goals, assists, and shots.

GOALTENDERS

Goalkeeper statistics for both teams, including saves and goals allowed.

PENALTY SUMMARY

Penalty summary table listing player names, teams, and times for various offenses.

Win-Musico, PJ (3-1-1). Loss-Rumpel, Joel (2-15-4).
Timeout WIS 18:31 in 3rd period

GAME 26 (FEB. 7, 2015): PENN STATE 4, WISCONSIN 1

Wisconsin (2-18-4, 0-8-2-2 B1G) vs. Penn State (15-7-4, 7-2-1-0 B1G)
Date: Feb 07, 2015 • Location: University Park, Pa. • Arena: Pegula Ice Arena
Attendance: 6103 • Start time: 2:07 pm • End time: 4:26 pm • Total time: 2:19

Table with columns: Prd, Time, Team, Scored by, Assists, Vis. on ice, Home on ice, Goals by Period, Shots by Period, Power Play Goals-Att (Sh).

TEAM SUMMARY

Team summary table for Wisconsin and Penn State, including individual player stats and totals for goals, assists, and shots.

GOALTENDERS

Goalkeeper statistics for both teams, including saves and goals allowed.

PENALTY SUMMARY

Penalty summary table listing player names, teams, and times for various offenses.


Win-Musico, PJ (4-1-1). Loss-Rumpel, Joel (2-16-4).



2014-15 PENN STATE HOCKEY



1
PJ MUSICO
Sr. | G | 6-1 | 200



2
CONNOR VARLEY
Jr. | D | 5-11 | 200



3
PATRICK KOUDYS
Sr. | D | 6-3 | 210



4
LUKE JUHA
Jr. | D | 5-11 | 198



6
PETER SWEETLAND
Sr. | D | 6-2 | 205



7
JACOB FRIEDMAN
Sr. | F | 5-9 | 179



9
DAVID GOODWIN
So. | F | 5-10 | 190



10
SCOTT CONWAY
Fr. | F | 6-0 | 190



11
DAVID GLEN
Jr. | F | 6-1 | 186



12
DYLAN RICHARD
So. | F | 6-1 | 187



13
KENNY BROOKS
Jr. | F | 6-1 | 210



14
TOMMY OLCZYK
Sr. | F | 5-10 | 190



15
CURTIS LOIK
Jr. | F | 6-1 | 214



17
ZACH SAAR
So. | F | 6-5 | 236




18
JAMES ROBINSON
Fr. | F | 6-1 | 180



19
ERIC SCHEID
Jr. | F | 5-10 | 174




20
ERIK AUTIO
Fr. | D | 5-10 | 176



21
RICKY DeROSA
So. | F | 6-1 | 185



22
DAVID THOMPSON
So. | D | 6-2 | 217



23
JONATHAN MILLEY
Jr. | F | 6-4 | 246




24
NATE JENSEN
Sr. | D | 6-0 | 196



25
CASEY BAILEY
Jr. | F | 6-3 | 205



26
MIKE WILLIAMSON
So. | D | 6-3 | 206



27
MAX GARDINER
Sr. | F | 6-3 | 203



28
TAYLOR HOLSTROM
Sr. | F | 5-9 | 185



31
MATTHEW SKOFF
Jr. | G | 6-1 | 195



34
EAMON McADAM
So. | G | 6-2 | 199



HC
GUY GADOWSKY
Third Season



AC
KEITH FISHER
Third Season



AC
MATT LINDSAY
Third Season