



ATHLETICS COMMUNICATIONS

Fawcett Center, 6th Floor | 2400 Olentangy River Rd. | Columbus, Ohio 43210

2018-19 Ohio State Results/Schedule (14-7, 4-6)

November (6-1)

1-Thurs.	UNC Pembroke-Exh.	W	81-63
7-Wed.	at Cincinnati (ESPN2).....	W	64-56
11-Sun.	1-Purdue FW (BTN)	W	107-61
15-Thurs.	2-at Creighton (FS1).....	W	69-60
18-Sun.	1-S. Carolina St (BTN+)	W	89-61
20-Tues.	1-Samford (BTN+)	W	68(23)-50
23-Fri.	3-Cleveland St. (FS1)	W	89(23)-62
28-Wed.	4-Syracuse (ESPN2)	L	62(16)-72

December (6-0, 2-0)

2-Sun.	Minnesota (BTN)	W	79(16)-59
5-Wed.	5-vs. Illinois (BTN).....	W	77(19)-67
15-Sat.	Bucknell (BTN)	W	73(15)-71
18-Tues.	Youngstown St. (BTN)	W	75(15)-56
22-Sat.	6-UCLA (CBS).....	W	80(15)-66
29-Sat.	High Point (BTN)	W	82(13)-64

January (1-6, 1-6)

5-Sat.	Michigan State (FOX)	L	77(14)-86(8)
9-Wed.	at Rutgers (BTN).....	L	61(16)-64
12-Sat.	at Iowa (BTN).....	L	62(16)-72
18-Fri.	Maryland (FS1)	L	61-75(19)
23-Wed.	Purdue (BTN)	L	67-79
26-Sat.	at Nebraska (FS1).....	W	70-60
29-Tues.	at Michigan (ESPN2).....	L	49-65(5)

February (1-0, 1-0)












2-Sat.	Rutgers (BTN)	W	76-62
7-Thurs.	Penn State (ESPN)	W	7 p.m.
10-Sun.	at Indiana (CBS).....		1 p.m.
14-Thurs.	Illinois (ESPN/2)	W	7 p.m.
17-Sun.	at Michigan State (CBS).....		1 p.m.
20-Wed.	Northwestern (BTN)	W	8:30 p.m.
23-Sat.	at Maryland (ESPN/2).....		2 p.m.
26-Tues.	Iowa (BTN)	W	7 p.m.

March (0-0, 0-0)

2-Sat.	at Purdue (ESPN/2).....		2 p.m.
6-Wed.	at Northwestern (BTN).....		9 p.m.
10-Sun.	Wisconsin (CBS)	W	4:30 p.m.
13-17/	5-at Big Ten Tournament.....		TBA

Home games in **Bold** // 1-Buckeye Classic, Value City Arena, Columbus // 2-Gavitt Games, Omaha, Nebraska // 3-Buckeye Classic, St. John Arena, Columbus // 4-Big Ten/ACC Challenge, Columbus // 5-at United Center, Chicago, Illinois // 6-CBS Sports Classic, United Center, Chicago, Illinois

FOLLOW THE BUCKEYES

-  @OhioStateHoops
-  @OhioStateAthletics
-  @Chris Holtmann
-  @Ryan Petton
-  @CoachTLJohnson
-  @CoachSchrage
-  @ScoonieP12
-  @MNetti
-  @Truth_Q
-  @OSUADathComm
-  @BrettRybak

@OhioStateHoops



OhioStateMensBasketball



Feb. 7, 2019

Opponent:..... Penn State Nittany Lions (8-14, 1-10)
Site:..... Value City Arena (18,809)
Game Time:..... 7:01 (ET)
Television:..... ESPN
Talent:..... Jason Benetti (Play-By-Play)
 Robbie Hummel (Expert Analysis)
 None (Sideline)
Radio:..... OSU-IMG Sports Network (67 stations)
Local Radio:..... WBNS-FM 97.1, AM-1460
Listen free:..... Ohio State Buckeyes App
 OhioStateBuckeyes.com
Satellite Radio:..... Sirius-84(O), 133/XM-84(O)&195
Radio Talent:..... Paul Keels (Play-By-Play)
 Ron Stokes (Expert Analysis)

Holtmann, Buckeyes Support Fight for Literacy

Chris Holtmann, head coach of the Buckeyes, and the entire Ohio State men's basketball program have partnered with Coaching for Literacy (CFL) for the first time to raise awareness about the issue of illiteracy in America and to provide support for young children struggling to read in Columbus. The Buckeyes will host Coaching for Literacy's Fight for Literacy Games initiative Thursday when the Penn State Nittany Lions visit Value City Arena. To raise awareness about the issues connected to illiteracy, the Ohio State coaching staff will wear Coaching for Literacy's Green for Literacy showcasing a green tie, a green lapel pin and wrist band.

Starting Five

- The Ohio State men's basketball team traveled to Spain for 11 days over the summer. The Buckeyes played a total of three games, one in each stop during the trip, which began Aug. 1 with a flight to Madrid. Three days were spent in Madrid (W, 93-61 vs. Madrid Generals), Valencia (W, 95-63 vs. Valencia All-Stars) and Barcelona (W, 68-66 vs. Catalan All-Stars) before the team returned to Columbus Aug. 11. The team also experienced several cultural tours, team meals and excursions.
- Six Buckeyes are shooting better than 70 percent from the foul line this season. Freshman Luther Muhammad upped his foul shooting percentage with a 7-of-8 effort at Nebraska. He is shooting at a 71 percent clip to date (34-48). Guards C.J. Jackson and Keyshawn Woods shoot 79 percent and 82 percent, respectively. Brothers Kaleb Wesson (74 percent) and Andre Wesson (75 percent) join freshman Jaedon LeDee (76 percent) in the frontcourt.
- Opponents are shooting 40.8 percent from the field against the Ohio State defense (467-1,145). Foes are connecting on just 32.9 percent from

Buckeyes Among Leaders in Home Wins

Ohio State is No. 2 nationally for the most home wins with a 159-28 (.850) record since the 2009-10 season. Maryland is the next-best Big Ten team at No. 14 with 146 wins. Going back to the 2008-09 season to the present, the Buckeyes own the third-most home victories with 174 wins over 205 games (174-31). The Buckeyes also have played the 11th-most ranked teams in the country since 2005. Ohio State has played 136 (57 wins) opponents ranked among the *Associated Press* Top 25 during that span.

Home Wins From 2009-10 to 2018-19 (as of 2/4/18)

Rk.	Team	Gms	Ws	Ls	W %
1	Kentucky	170	162	8	.953
2	Kansas	167	159	9	.946
	Ohio State	187	159	28	.850

Source: Stats, Inc.

2018-19 Buckeyes Nationally

Stat	OSU Rank	OSU	OPP
Opp/FGM	18th		467
Points	24th		1,368

beyond the 3-point arc (141-429).

- The Buckeyes have four wins in eight tries in 2018-19 vs. teams that made the 2018 NCAA Tournament. Ohio State defeated two of those teams on the road (Cincinnati, 64-56/Creighton, 69-60), lost at No. 5 Michigan (65-49) and took down UCLA (80-66) on a neutral court. At home, the Buckeyes fell vs. Syracuse (L, 72-62), No. 8 Michigan State (86-77) and Purdue (79-67) and have a win over Bucknell (W, 73-71). Ohio State has at least two games remaining vs. teams that made the 2018 NCAA Tournament: at Purdue and at Michigan State.
- Ohio State will play 12 games against teams among the *Associated Press* Top 25 or receiving votes for Top 25 consideration. Six of those games will be played away from Value City Arena. The Buckeyes face No. 7 Michigan (away), No. 9 Michigan State (home/away), No. 15 Purdue (home/away), No. 19 Wisconsin (home), No. 20 Iowa (home/away), No. 24 Maryland (home/away) and No. 25 Cincinnati (away) among teams currently in the Top 25. Against those receiving votes, Ohio State faced Syracuse (home).

All Andre Wanted for Christmas...

Andre Wesson lost two of his front teeth and cracked another in a collision during the Bucknell game Dec. 15, 2018 at Value City Arena. Wesson went hard to the floor and had an opponent fall

on him resulting in hard contact with the court. Wesson was whisked back to the training room by Ohio State basketball athletic trainer Jeff Deits and team physician Grant Jones. Deits, a former athletic trainer for the Ohio State men's hockey team, issued Wesson a mouth piece that allowed him to return to the game. Wesson immediately received dental care following the game and will receive additional dental care to repair and replace the lost and damaged teeth. In another recent game vs. Youngstown State, Andre's younger brother, Kaleb, briefly left the game vs. the Penguins after getting an elbow to the face causing one of his teeth to puncture his upper lip. Deits and Dr. Jones again administered treatment, this time a lone stitch, allowing Kaleb to return to the game and ultimately score a game- and career-high 31 points.

Kaleb Wesson Earns First B1G POW Honor

Sophomore Kaleb Wesson averaged 23 points and 9.5 rebounds in wins over Youngstown State and vs. UCLA to earn his first Big Ten Conference Player of the Week honor Dec. 24, 2018. Wesson scored a career-high 31 points vs. the Penguins and then added 15 points and a career-best 12 rebounds in the win over UCLA in the CBSsports Classic in Chicago Dec. 22.

Wesson connected on 60 percent of his field goal attempts for the week (15-25) and on 71 percent from the foul line (15-21). He also added five assists. Of his 19 total rebounds, 11 were on the offensive end.

The honor is the first for the Westerville South alum and the first for the Buckeyes since Keita Bates-Diop earned the recognition, his fourth of the 2017-18 season, Feb. 5, 2018 after Ohio State wins over Illinois and Indiana.

Notable Numbers

C.J. Jackson reached 100 career 3-pointers made with three makes vs. Cleveland State (11/23/18) ... for his Ohio State career he is (131-353/.371) from distance ... has scored 877 career points after a 20-point effort vs. Rutgers and is on pace to become Ohio State's next 1,000-point scorer ... Kyle Young, out indefinitely with a stress fracture in his right leg, is 52-for-71 shooting this season (.732) ... Joey Lane has appeared in nine games this season and is 4-for-5 from the field and 3-for-4 from 3-point range ... he also has six rebounds, six as-

sists and a pair of steals in 3.1 minutes per game.

Upcoming Milestones/Streaks

C.J. Jackson has reached 10+ pts. in 11 of last 12 games and in 16 games this season
 Jackson achieved both 300 (302) rebounds and 300 (301) assists for his career vs. Rutgers with 7 boards and 3 helpers vs. the Scarlet Knights
 Jackson has made at least 1 3-pointer in all but two games this season and in 15 of the last 16 outings
 Kaleb Wesson needs 10 made foul shots to reach 200 makes for his career 9190-261)
 Wesson is 17 points shy of surpassing his freshman total of 338 points (10.2 ppg.)...in 21 games this year he has scored 322 points (15.3 ppg.)

Noting the Rutgers Game

- Ohio State moves to 7-3 all-time versus Rutgers.
- At halftime, Ohio State recognized former basketball team captains. Those recognized were Tom Williams (1953), Gene Millard ('57), Jim Laughlin ('58), Dick Furry ('60), Doug McDonald ('63), Bill Hosker ('68), Denny Meadors ('69), Craig Taylor ('76), Kelvin Ransey ('79), Rick Smith ('79), Granville Waiters ('83), Ron Stokes ('84-85), Troy Taylor ('85), Joe Concheck ('85), Tony White ('89), Alex Davis ('93), Jamie Skelton ('93), Rickey Dudley ('94), Doug Etzler ('95), Otis Winston ('97), Neshawn Coleman ('98-99), Jason Singleton ('99), Scoonie Penn '99-00), Michael Redd (2000), Ken Johnson ('01), Brian Brown ('01-02), Velimir Randinovic ('04), Terence Dials ('05-06) and James Sullinger ('06).
- Four players scored in double digits for the Buckeyes including C.J. Jackson (20), Kaleb Wesson (27), Luther Muhammad (12) and Keyshawn Woods (11).
- The Buckeyes scored 22 points off 12 Rutgers turnovers.
- Buckeyes were 13-for-28 (.464) from 3-point range.
- The game marked the second time this season two players have scored 20-plus points, Kaleb Wesson (27) and C.J. Jackson (20), the first time coming versus Purdue-Fort Wayne (11/11/18).
- Chris Holtmann improves to 3-1 against Rutgers in his career.
- Wesson scored 27 points in the contest, leading all scorers, marking the fourth time this season he has eclipsed the 20-point threshold.
- The contest marks the ninth time Wesson has recorded game-high scoring honors.

Ohio State (14-7, 4-6)	
All-Time vs. 2018-19 Opponents	
Opponent	Series
Cincinnati	7-4
Purdue Fort Wayne	1-0
Creighton	6-3
South Carolina State	2-0
Samford	3-0
Cleveland State	8-1
Syracuse	5-2
Bucknell	2-0
Youngstown State	5-0
UCLA	5-6
High Point	2-0
Minnesota	87-57
Illinois	73-102
Michigan State	57-69
Rutgers	7-3
Iowa	75-78
Maryland	6-7
Purdue	84-87
Nebraska	16-4
Michigan	97-78
Penn State	34-17
Indiana	79-105
Northwestern	118-46
Wisconsin	88-70

- Hit a career-high three 3-pointers.
- Dished out a career high of five assists and contributed four rebounds.
- Played a career-high 38 minutes.
- Jackson scored 20 points in the contest, marking the 16th time this season scoring double digits.
- The game marked the fourth time this season Jackson has scored 20-plus points in a game.
- With seven rebounds, Jackson hit the 300 mark for his career. Jackson now has 302 rebounds in his career.
- Jackson dished out three assists for the game, hitting the 300 mark in his career. He now has 301 assists in total.
- Muhammad scored 12 points in today's game, marking the 11th time this season scoring in double-digits.
- Made a season high four three-pointers in today's game.
- The game was the fifth time this season Woods scored in double-digits with 11 points.
- Dished out three assists while grabbing four rebounds.

2018-19 Ohio State Numerical Roster

No.	Name	Pos.	Ht.	Wt.	Cl.	Notes
1	Luther Muhammad	G	6-3	185	Fr.	Defense-first mentality with ability to contribute on the offensive end as well ... injured left shoulder vs. Syracuse, missed only Minnesota home game
2	Musa Jallow*	G	6-5	200	So.	Came off bench to score 10 pts on 3-4 shooting from 3-point range in win at No. 3 Purdue as a FR ... 12 pts., 5 stls vs. Purdue in first meeting as a soph.
3	C.J. Jackson**	G	6-1	175	Sr.	Career- high 25 pts with 5 asts, 6 rebs vs. PFW Nov. 11... scored 20 of 22 pts. in win vs. UCLA in second half ... game-winning 20T 3 at IU Feb. 23, 2018
4	Duane Washington Jr.	G	6-3	190	Fr.	Scorer's mentality ... made 6 of 9 3-point attempts vs. PFW ... 1st career appearance vs. Cincinnati Nov. 7, responded with 3 pts., 4 rebs.
10	Justin Ahrens	F	6-5	180	Fr.	Size and outside shooting ability gives the Buckeyes a weapon outside the arc ... knocked down a pair of 3s vs. Purdue to go with 5 rebs. in 17 mins.
13	CJ Walker	G	6-1	195	Jr.	Played two seasons at Florida State before transfer to Ohio State ... eligible in 2019-20 with two years of eligibility in Columbus
14	Joey Lane***	G	6-1	180	Sr.	Recruited walk-on now on scholarship who averaged 12 pts. as a SR for Deerfield HS near Chicago ... 2-2 from 3-point range vs. Jackson State (12/23/16)
23	Jaedon LeDee	F	6-9	230	Fr.	Not shy about crashing the boards on both ends of the floor ... first appearance vs. PFW, scored 16 pts. with 12 via the free throw, also had 4 blks., 4 rebs.
24	Andre Wesson**	F	6-6	220	Jr.	Older of the Wesson brothers ... 13 pts. in 36 mins. in win at No. 3 Purdue Feb. 7, 2018 ... career-high 22 pts vs. the Boilers in most recent meeting
25	Kyle Young*	F	6-8	205	So.	Shooting 73 pct. from field as a soph. (52-71), career 62 percent career shooter (71-114)... out with stress fracture in right leg
32	Keyshawn Woods	G	6-3	205	Gr.	Handed out 10 assists against no turnovers in win over UCLA Dec. 22 ... grad transfer from Wake Forest ... game-high 19 pts. at Creighton Nov. 15
34	Kaleb Wesson*	F	6-9	270	So.	Scored 15 pts., with 7 rebs. at Cincy Nov. 7 ... younger brother of Andre ... Ohio Mr. Basketball in 2017 ... career-high 31 pts. vs. Youngstown St. Dec. 18
40	Danny Hummer*	G	6-0	175	Jr.	Transfer from Air Force ... played 5 mins. in first career game as a Buckeye vs. PFW ... scored first points as a Buckeye on a layup vs. Minnesota Dec. 2
42	Harrison Hookfin	F	6-5	220	Fr.	Added to the Ohio State roster in late January ... played high school basketball at Lebanon (Ohio) High School

*Italics indicates possible starters // * Indicates letters earned*

OSU Games Played, Career Starts

No.-Player	Career GP-GS/at OSU
3-C.J. Jackson	87-60
34-Kaleb Wesson	54-50
24-Andre Wesson	84-25
1-Luther Muhammad	20-19
2-Musa Jallow	54-14
25-Kyle Young	42-12
32-Keyshawn Woods	114-37/21-7
4-Duane Washington Jr.	21-2
23-Jaedon LeDee	19-1
14-Joey Lane	30-0
10-Justin Ahrens	14-0
40-Danny Hummer	17-0/6-0

OSU's Record When . . .

'18-19... Holtmann @OSU	
Playing ranked teams	0-2 2-6
Leading at the half	10-2 30-4
Trailing at the half	4-5 6-12
Tied at the half	0-0 3-0
Holtmann Career Record	39-16
Leading with 5:00 left	13-0 34-2
Trailing with 5:00 left	1-7 3-14
Tied with 5:00 left	0-0 2-0
Holtmann Career Record	39-16
In overtime	0-0 1-1
Outrebounding opponent	10-3 30-6
Opp. outrebounds OSU	4-3 9-8
Teams tie in rebounds	0-1 0-2
Holtmann Career Record	39-16
Shooting 50 pct. or better	5-1 17-2
Shooting less than 50 pct.	9-6 22-15
Holtmann Career Record	39-16
Opp. shoots 50 pct. or better	0-2 1-6
Opp. shoots less than 50 pct.	14-5 38-10
Holtmann Career Record	39-16
OSU shoots better than opp.	13-1 36-3
Opp. shoots better than OSU	1-6 3-13
OSU/Opp. tie in FG pct.	0-0 0-0
Holtmann Career Record	39-16
OSU makes 10 3s	4-2 7-3
Opp. makes 10 3s	1-4 6-8
OSU scores 70 or more	11-1 32-4
OSU scores less than 70	3-6 7-12
Holtmann Career Record	39-16
Opp. scores 70 or more	1-4 6-11
Opp. scores less than 70	13-3 33-5
Holtmann Career Record	39-16
OSU has 15 or fewer TOs	13-4 38-12
OSU has more TOs than opp.	4-4 12-9
Teams tie in TOs	0-0 2-0
OSU consecutive games, made 3 162
Last with 0 made: March 2, 2014 at Indiana (0-11)	
Opp. consecutive games, made 3 13
Last with 0 made: Minnesota (0-13), Dec. 2, 2018	

Ohio State in Overtime Games

Home	21-21 (.500)
Away	18-22 (.440)
Neutral	7-12 (.368)
Totals	46-55 (.455)

Ohio State One-Point Games

Home	33-27 (.550)
Away	23-24 (.489)
Neutral	15-10 (.600)
Totals	71-61 (.538)

The Ohio State vs. Penn State Series

Ohio State leads the all-time series with the Nittany Lions 34-27. Ohio State owns a 17-5 record in Columbus and is 13-9 in State College. The teams have played on a neutral court seven times with the Buckeyes winning four. C.J. Jackson and Andre Wesson each have faced Rutgers four times in their careers to lead the Buckeyes in appearances vs. the Nittany Lions. Jackson averages 8.0 points and 2.3 rebounds. Kaleb Wesson has faced Penn State three times and has averaged 7.3 points and 3.7 rebounds.

Scouting the Nittany Lions

Penn State enters the game vs. the Buckeyes with an 8-14 overall record and a 1-10 mark in Big Ten Conference play after a win at Northwestern Monday. Lamar Stevens averages 18.9 points a game to lead a pair of Nittany Lions in double figures offensively. Sasir Bolton (11.8 ppg.) also contribute double digits. Mike Watkins averages a team best 8.4 rebounds along with 8.5 points a game.

Ohio State vs. the Big Ten

The Buckeyes own an overall record of 821-723 against current league members. Chris Holtmann is new to the Big Ten but no stranger to Big Ten competition. He faced six league opponents during his six years as a head coach prior to taking over for the Buckeyes last year. He entered his first year of Big Ten competition with a 4-5 record vs. conference foes. He is 23-17 vs. conference opponents in eight years as a head coach.

OHIO STATE/HOLTSMANN VS. THE BIG TEN

	Overall	Holtmann (career)
Illinois	73 102	2 1(1)
Indiana	79 105	3 2(2)
Iowa	75 78	2 2(3)
Maryland	6 7	1 1
Michigan	97 78	1 3(4)
Michigan State	57 69	1 1
Minnesota	87 57	2 0
Nebraska	16 4	2 0
Northwestern	118 46	3 0(5)
Penn State	34 17	0 3
Purdue	84 87	2 1(6)
Rutgers	7 3	3 1
Wisconsin	88 70	1 2
Totals	821 723	23 17

- (1) 0-1 at Gardner Webb-L (A) 63-62, 11/25/12
- (2) 1-2 70-1 at GW-L (A) 73-49, 11/21/11:
1-1 at Butler-L (N) 82-73, 12/20/14; W (N) 83-78, 12/17/16
- (3) 0-1 at GW-L (A) 65-56, 11/17/12
- (4) 0-1 at GW-L (A) 80-58, 11/21/10
- (5) 2-0 at Butler-W (H) 65-56 12/6/14; W (H) 70-68 11/16/16
- (6) 1-0 at Butler-W (N) 74-68 12/19/15

Holtmann Elected to Taylor University HOF

Taylor University, the alma mater of Chris Holtmann, head coach of the Buckeyes, inducted the second-year Buckeye into its hall of fame October 13 in Upland, Indiana. Holtmann graduated from Taylor in 1994, following a standout two-year career on the hardwood for the Trojans. The guard collected NAIA All-America honors as a senior. Holtmann helped the Trojans to the NAIA's No.

Last Time vs. Penn State

Game 32

Penn State 69, No. 13 Ohio State 68

New York -- Tony Carr found Josh Reaves for a game-winning layup with 3.1 seconds to play and Penn State picked up a 69-68 victory over second-seeded Ohio State in the quarterfinals of the 2018 Big Ten Tournament. Carr had 25 points and the seventh-seeded Nittany Lions scored the final five points in beating the 13th-ranked Buckeyes for the third time last season. Lamar Stevens added 15 points and Shep Garner had 13 and a crucial steal from Big Ten Conference Player of the Year Keita Bates-Diop with 21 seconds to play. The Nittany Lions did not call time out after the steal and Carr made a pass from the foul line to a wide-open Reaves underneath. Ohio State had a chance to win after calling a timeout, but a last-second shot by C.J. Jackson was not close. Bates-Diop carried the Buckeyes in the second half, scoring 17 of his 25 points. Kam Williams and Jae'Sean Tate each added 10 points for the Buckeyes.



Official Basketball Box Score - Game Totals - Final Statistics
PENN STATE vs OHIO STATE
3/2/18 8:30pm at Madison Square Garden, New York, NY



PENN STATE 69

#	Player	F	R	A	3-P	FT	FTA	Rebounds		PF	TP	A	TO	Bk	Stl	Min	
								Off	Def								
11	Stevens, Lamar	r	4	14	1-2	6-7	0	7	7	3	15	2	1	0	32		
21	Harrar, John	r	1	3	0-0	0-0	4	2	6	3	2	0	0	0	11		
33	Garner, Shep	r	4	7	3-6	2-2	0	1	1	1	13	1	2	0	17		
10	Carr, Tony	r	2	6	4-7	3-5	0	6	6	3	25	5	3	1	36		
23	Reaves, Josh	r	2	12	1-4	4-4	2	5	7	3	9	4	1	0	34		
04	Bostick, Nazeer	r	0	2	0-0	0-0	3	1	4	0	0	1	0	0	9		
05	Wheeler, Jamar	r	0	1	0-0	0-0	1	0	1	0	0	1	1	0	13		
44	Moore, Julian	r	2	2	0-0	1-2	2	3	5	2	5	0	0	1	28		
	Team																
	Totals		22	58	9	19	16	20	14	25	39	15	69	14	9	3	200

FG % 1st Half: 12-32 37.5% 2nd half: 10-26 38.5% Game: 22-58 37.9%
3PG % 1st Half: 5-12 41.7% 2nd half: 4-7 57.1% Game: 9-25 35.3%
FT % 1st Half: 4-5 80.0% 2nd half: 12-15 80.0% Game: 16-20 80.0%

OHIO STATE 68

#	Player	F	R	A	3-P	FT	FTA	Rebounds		PF	TP	A	TO	Bk	Stl	Min	
								Off	Def								
01	Tate, Jae'Sean	r	4	9	1-1	1-1	3	4	7	4	10	0	2	1	19		
33	Bates-Diop, Keita	r	10	20	2-5	3-4	2	3	5	1	25	2	2	2	37		
34	Wesson, Kaleb	r	2	6	0-1	1-3	3	0	3	3	5	4	1	0	20		
03	Jackson, C.J.	r	1	6	1-5	2-2	0	4	4	1	5	6	0	0	33		
15	Williams, Kam	r	4	8	2-4	0-0	0	1	1	2	10	3	1	3	33		
06	Pattar, Micah	r	4	4	1-4	1-2	0	0	0	1	3	0	1	1	8		
13	Dakich, Andrew	r	1	2	0-1	0-0	0	3	3	4	2	1	0	0	26		
24	Wesson, Andre	r	3	4	1-2	1-1	1	2	3	2	8	0	0	0	24		
	Team																
	Totals		26	59	8	23	8	11	22	33	18	68	16	8	7	4	200

FG % 1st Half: 12-29 41.4% 2nd half: 14-30 46.7% Game: 26-59 44.1%
3PG % 1st Half: 5-11 45.5% 2nd half: 3-12 25.0% Game: 8-23 34.8%
FT % 1st Half: 3-4 75.0% 2nd half: 5-7 71.4% Game: 8-11 72.7%

Officials: Lamont Simpson, Larry Scrotto, Bill Ek
Technical fouls: PENN STATE-None. OHIO STATE-None.
Attendance: 14,530
2018 BIG TEN MEN'S BASKETBALL TOURNAMENT

Score by periods	1st	2nd	Total
PENN STATE	33	36	69
OHIO STATE	32	36	68

Last FG - PSU 2nd 00:03, OSU 2nd 01:49
Largest lead - PSU by 8, 1:03-1:35, OSU by 6, 1:02-0:31
PSU led for 19:03, OSU led for 14:10, Game was tied for 06:47.

1 ranking, a 25-9 record and an Elite Eight appearance during his personal campaign. He closed his career with 936 points, 229 assists and the program's best career 3-point shooting percentage of .478. After wrapping up his playing career, Holtmann spent five years as an assistant coach at Taylor and has since served in head coaching roles for Gardner-Webb, Butler and Ohio State, earning Big South, Big East and Big Ten Coach-of-the-Year honors along the way.

Offseason Personal/Professional Development

A number of Buckeyes spent their offseason down time to give back and to develop skills and talents away from the court. Some highlights:

- Sophomore Kaleb Wesson joined another group of Buckeye student-athletes for the Bucks Go Pro Road Trip to Indianapolis. The first day of the professional development trip included a visit to the NCAA headquarters, with a tour of the Hall of Champions before sessions on NCAA governance, championships and leadership development, fol-

2018-19 Quick Facts

Location.....Columbus, Ohio (pop. 2.0m)
Founded.....1870
Enrollment.....59,837 (Columbus), 66,444 (All campuses)
Nickname.....Buckeyes
Colors.....Scarlet (PMS 200) and Gray (PMS 429)
Mascot.....Brutus Buckeye
President.....Dr. Michael Drake (Stanford)
Athletics Director.....Eugene Smith (Notre Dame, '77)
Faculty Rep......John E. Davidson (University of the South, '82)
Conference.....Big Ten

BASKETBALL HISTORY

First Year.....1898
All-Time Record.....1,682-1,085 (120 seasons)*
NCAA Appearances 28 (1939-44-45-46-50-60-61-62-68-71-80-82-83-85-87-90-91-92-06-07-09-10-11-12-13-14-15-18)
NCAA Record.....50-27
National Championships.....1 (1960)
National Runners-up.....4 (1939-61-62-07)
NCAA Final Fours.....10 (1939-44-45-46-60-61-62-68-07-12)
NCAA Elite Eights.....14
 (1939-44-45-46-50-60-61-62-68-71-92-07-12-13)
NCAA Sweet 16s.....14
 (1960-61-62-68-71-80-83-91-92-07-10-11-12-13)
NIT Appearances.....9 (1979-84-86-88-89-93-03-08-16)
NIT Record.....19-8
NIT Championships.....2 (1986, 2008)
NIT Runners-up.....1 (1988)
All-Time Big Ten Reg. Season Rcd. 797-709 (107 seasons)*
Big Ten Championships (reg. season).....20 (1925-33-39-44-46-50-60-61-62-63-64-68-71-91-92-06-07-10-11-12)
Outright Big Ten Titles.....13
 (1925-39-44-46-50-60-61-62-71-92-06-07-11)
Big Ten Tourney Title Game Appearances/Titles.....8/4
 (2003-06-07-09-10-11-12-13/2007-10-11-13)
Big Ten Tournament Record.....26-14
Home Court.....Value City Arena
 (19,049/18,809-students present)
Year Opened/1st Game 1998-99/Oakland (11/13/98), W 89-61
VCA Home Record.....259-50 (21 years)*

2017-18 INFORMATION

Overall Record.....25-9
Big Ten Record/Place.....15-3/2nd
Letterwinners Returning/Lost.....8/4
Starters Returning/Lost.....2/3

TEAM FACTS

Head Coach.....Chris Holtmann (Taylor, 1994)
Record at Ohio State (Yrs.).....39-16 (2nd Year)
Career Record (Yrs.).....153-101 (8 yrs.)
Big Ten Regular-Season Record.....19-9 (2nd Year)
Assistant Coaches.....Ryan Pedon (2nd yr./Wooster, 2000)
 Mike Schrage (2nd yr./Indiana, 1998)
 Terry Johnson (2nd yr./IPFW, 1998)
Dir. of Basketball Operations.....David Egelhoff
 (17th yr./Ohio State, 2001)
Dir. of Player Development.....Scoonie Penn (2nd yr.)
Assistant to the Head Coach.....Mike Nettli (2nd yr.)
Video Coordinator.....Kyle Davis
Athletic Trainer.....Jeff Deits
Head OSU Athletics Physician.....Dr. James Borchers
Team Physician.....Dr. Grant Jones
Strength/Conditioning.....Quadrian Banks
Equipment Manager.....Eric Buchanan

OHIO STATE ATHLETICS COMMUNICATIONS

Associate Athletics Director, Communications (MBK contact):.....Dan Wallenberg
E-mail:.....wallenberg.1@osu.edu
Office / Cell:.....614-292-6861 / 614-266-4306
Twitter:.....@OSUADathComm
Secondary Contact/E-mail:.....Brett Rybak/rybak.13@osu.edu
Office/Cell:.....614-292-1112/440-840-4962
Twitter:.....@BrettRybak

*113 games (82-31) vacated by the NCAA between 1998-99 and 2001-02, including 56 Big Ten games (41-15) and 56 games at VCA (49-7).

2018-19 ASSOCIATED PRESS POLL

(Feb. 4)

Rk	Team (No. 1 votes)	Rcd.	Points
1	Tennessee	20-1	1579
2	Duke	19-2	1532
3	Virginia	20-1	1478
4	Gonzaga	21-2	1423
5	Kentucky	18-3	1310
6	Nevada	21-1	1228
7	Michigan	20-2	1217
8	North Carolina	17-4	1167
9	Michigan State	18-4	1051
10	Marquette	19-3	1029
11	Virginia Tech	18-3	948
12	Houston	21-1	838
13	Kansas	17-5	809
14	Villanova	18-4	801
15	Purdue	16-6	697
16	Louisville	16-6	561
17	Iowa State	17-5	545
18	Texas Tech	17-5	482
19	Wisconsin	16-6	462
20	Iowa	17-5	242
21	LSU	17-4	205
22	Florida State	16-5	180
23	Buffalo	19-3	153
24	Maryland	17-6	144
25	Cincinnati	19-3	142

Others Receiving Votes: Washington 135; Mississippi State 133; Auburn 128; Kansas State 114; Baylor 44; Wofford 15; Lipscomb 5; Syracuse 3.

2018-19 Opponents in *Italic*

2018-19 ESPN/USA TODAY POLL

(Feb. 4)

Rk	Team (No. 1 votes)	Rcd.	Points
1	Tennessee	20-1	800
2	Duke	19-2	755
3	Virginia	20-1	734
4	Gonzaga	21-2	717
5	Kentucky	18-3	652
6	Nevada	21-1	607
7	Michigan	20-2	581
8	North Carolina	17-4	563
9	Marquette	19-3	546
10	Virginia Tech	18-3	492
11	Michigan State	18-4	463
12	Houston	21-1	439
13	Villanova	18-4	435
14	Kansas	17-5	404
15	Purdue	16-6	322
16	Iowa State	17-5	279
17	Louisville	16-6	240
18	Texas Tech	17-5	238
19	Wisconsin	16-6	185
20	Iowa	17-5	158
21	Mississippi State	16-5	106
22	LSU	17-4	97
23	Cincinnati	19-3	89
24	Florida State	16-5	85
25	Buffalo	19-3	76

Others Receiving Votes: Kansas State 70; Baylor 55; Washington 54; Maryland 53; Auburn 50; Furman 12; North Carolina State 9; Ole Miss 7; North Texas 7; Arizona State 7; Hofstra 6; Wofford 6; Texas 1.

lowed by a stop at Bankers Life Fieldhouse and dinner with the general manager of the Indianapolis Colts. On day two, the current Buckeyes visited Eli Lilly, a Fortune 500 company that employs more than 100 former Ohio State students, for a tour and information session, as well as a tour, meet and greet and conversations with staff at Indianapolis Motor Speedway.

- Senior C.J. Jackson gained applicable work experience throughout the summer interning within the coaching division of the athletics department. Jackson worked with men's lacrosse director of operations Mark Bergey to gain experience in the logistical side of the industry, assisting in budgeting, planning, and film preparation for the team.

- Musa Jallow, a sophomore on the Ohio State men's basketball team in 2018-19, was selected as the only NCAA freshman from the 2017-18 season to participate in the USA Men's U18 National Team Training Camp May 31-June 2 at the United States Olympic Training Center in Colorado Springs, Colorado. Jallow played in 33 games as a freshman with the Buckeyes last year. He bypassed his senior year of high school at Bloomington (Ind.) North by graduating early to begin his collegiate career in 2017-18 at Ohio State.

Holtmann Earns Third Coach of the Year Award-In Third Conference

Chris Holtmann led Ohio State to a 25-9 overall record in his first season in Columbus in 2017-18. The Buckeyes finished second in the Big Ten regular-season race with a 15-3 record. His efforts led to the league coaches and media naming him the 2018 Big Ten Coach of the Year. Holtmann was the Big East Coach of the Year in 2017 at Butler and the 2013 Big South Coach of the Year while at Gardner-Webb.

Youth, Inexperience Will be Led by Pair of Contributing Seniors

C.J. Jackson and Keyshawn Woods both started their college basketball careers elsewhere prior to being added to the Ohio State men's basketball program. Jackson is a senior and is in his third year after leaving junior college and Eastern Florida State following the 2015-16 season. Now in his third year in the Ohio State program, Jackson will be looked upon for his leadership and experience in 2018-19. Woods started his career and Charlotte before transferring to Wake Forest. He left the Demon Deacons as a graduate transfer following the 2017-18 season to join the Buckeyes for one year as a graduate transfer. He will also be asked to provide leadership to Ohio State's young roster at the point guard position. Jackson will run the point as well with the ability to move to the off guard position as well.

Noting the 2018-19 Ohio State Schedule

- The Buckeyes again took part in the annual Big Ten/ACC Challenge. Ohio State welcomed Syracuse to Columbus Nov. 28 (L, 72-62).
- Now in its fifth year, Ohio State again played in the CBSSports Classic. The event took place Dec. 22 in Chicago. The Buckeyes defeated UCLA (80-66) while Kentucky knocked off North Carolina.
- Creighton hosted the Buckeyes Nov. 15 in Omaha, Nebraska. The game was part of The Gavitt Games, which pits members of the Big Ten vs. Big East opponents. Ohio State won the game 69-60.
- Two Big Ten Conference games were played in early December this year in what will become the norm going forward with the league expanding to a 20-game, regular-season slate. Ohio State hosted Minnesota Dec. 2 (W, 79-59) and then traveled to Chicago for a neutral-site game vs. Illinois Dec. 5 (W, 77-67) at the United Center. Ohio State has started the league season 2-0 in each of Chris

2018-19 BENCH POINTS

	OSU	OPP
Cincinnati.....	9	4
Purdue Fort Wayne.....	53	14
Creighton.....	36	21
South Carolina State.....	37	31
Samford.....	40	4
Cleveland State.....	24	16
Syracuse.....	9	12
Minnesota.....	27	11
Illinois.....	40	15
Bucknell.....	21	16
Youngstown State.....	13	19
UCLA.....	19	12
High Point.....	13	28
Michigan State.....	18	13
Rutgers.....	10	16
Iowa.....	32	16
Maryland.....	20	15
Purdue.....	20	17
Nebraska.....	14	3
Michigan.....	15	12
Rutgers.....	12	23
Penn State		
Totals.....	482	323

Holtmann's campaigns in Columbus.

- The annual Big Ten Tournament returns to the Midwest this year after playing in Washington D.C. in 2017 and New York in 2018. The United Center in Chicago welcomes the Big Ten March 13-17 this year. Indianapolis will host in 2020, Chicago in 2021 and then back to Indianapolis in 2022.
- The Buckeyes will have 18 home games in 2018-19 plus the exhibition contest vs. UNC Pembroke Nov. 1.
- The Buckeyes returned to historic St. John Arena for a game vs. Cleveland State Nov. 23 (W, 89-62). Ohio State is 432-151 all-time in the venue. Ohio State last played a full season at St. John in 1997-98 but have played five times there since Value City Arena opened for the 1998-99 season. The Buckeyes had last played at St. John during the 2010-11 season, an 85-60 win over Western Carolina Dec. 12, 2010.
- Seven Big Ten teams (Illinois, Purdue, Rutgers, Maryland, Iowa, Michigan State, Northwestern) battle the Buckeyes twice during the regular season with three (Minnesota, Penn State and Wisconsin) traveling only to Columbus. Ohio State travels to face Indiana, Michigan and Nebraska this year.
- The Buckeyes will be making four trips to the Chicago area this season. Three trips will be made to downtown Chicago for games vs. Illinois (Dec. 5, W 77-67), vs. UCLA (Dec. 22) and for the Big Ten Tournament (March 13-17) at the United Center. The other trip will be to renovated Welsh-Ryan Arena on Northwestern's campus in Evanston March 6.
- Ohio State will play 12 regular-season games against 10 teams that advanced to postseason play in 2018. Eleven games are scheduled vs. 2018 NCAA Tournament teams (Creighton W/69-60, Cincinnati W/64-56, Bucknell W/73-71, Syracuse L/72-62, UCLA, Purdue (2), Michigan State(2), Michigan) while two contests pit the Buckeyes vs. 2018 NIT squads (Penn State, Nebraska).

- The Buckeyes finished the 2018-19 non-conference schedule with a 10-1 record. The last time Ohio State won 10 or more non-conference games in the regular-season was in 2016-17 (10-3). The Big Ten played an 18-game league schedule that year allowing for 13 non-conference games. This season, with the move to a 20-game non-league slate, Ohio State played just 11 non-conference games.

107 Years in Big Ten

Ohio State celebrated 106 years as a member of the Big Ten Conference in men's basketball in 2018. The Buckeyes finished in the No. 6 spot in the 1913 conference standings, the first season of league play. Over 106 seasons, Ohio State has earned 20 Big Ten regular-season titles with 28 NCAA Tournament appearances, one national championship (1960) and 10 trips to the Final Four. Ten former coaches and players are members of the Naismith Memorial Basketball Hall of Fame while 55 student-athletes have been drafted by National Basketball Association teams, including 24 in the first round.

CBS Sports Classic-Year 5

CBS Sports has brought together four of the nation's most prestigious college basketball teams the last four years and will do so again over the next two. Kentucky, North Carolina, Ohio State and UCLA, will again meet for a college basketball showcase, the CBSSPORTS CLASSIC in 2018 and 2019. CBS Sports again televised the doubleheader in 2018 following the first year of the event in Chicago (2014) and the 2015 Classic in Brooklyn. These four schools have combined to win 26 national championships and are among the winningest college basketball programs of all-time. The event debuted at the United Center in Chicago Dec. 20, 2014. North Carolina faced Ohio State and UCLA took on Kentucky. The CBSSPORTS CLASSIC moved to Barclays Center in Brooklyn, New York, Dec. 19, 2015, where the Buckeyes knocked off No. 4 Kentucky 74-67. The teams traveled to Las Vegas in 2016 where the Buckeyes fell to UCLA. Ohio State took on North Carolina Dec. 23, 2017 in New Orleans (L, 86-72). Ohio State defeated UCLA Dec. 22 of this year at the United Center in Chicago. The Buckeyes meet Kentucky next year in Las Vegas.

Residence in Chicago in 2018-19

The Chicago area will be the second home for the Buckeyes in 2018-19 with at least four games scheduled in the Windy City. The Buckeyes defeated Illinois in a neutral-site Big Ten Conference game Dec. 5 at the United Center (77-67). The Buckeyes returned to face UCLA Dec. 22 in the CBSSports Classic (W, 80-66) and then head to renovated Welsh-Ryan to take on Northwestern in Evanston, a Chicago suburb, March 6. The annual Big Ten Tournament returns to Chicago and the United Center March 13-17. The league's media day also was held in Chicago in early October.

Big Ten in December, 20-Game League Schedule

The Big Ten Conference regular-season league champion will be determined following a 20-game

Buckeye Career Double-Doubles

Kaleb Wesson (3 Career, 3-0 record)

Date	Opponent	Pt./Reb.	W/L	Score
2017-18				
2/4/18	Illinois	10/10	W	75-67
2018-19				
12/15/18	Bucknell	22/10	W	73-71
12/22/18	vs. UCLA	15/12	W	80-66

WINS FOLLOW BUCKEYE DOUBLE-DOUBLES

Ohio State has had a player record a double-double (10+ points, rebounds, assists, steals or blocks) in 910 games. The Buckeyes are 636-274 in those contests (.699). Kaleb Wesson (15/12) is the last to record a double-double (vs. UCLA (12/22/18) for the Buckeyes.

Ohio State Team Double-Double Records

Games with	W	L	OSU W%	Total
1 or more	636	274	.699	910
2 or more	145	51	.740	196

conference schedule beginning in 2018-19. Ohio State will play Illinois, Purdue, Rutgers, Maryland, Iowa, Michigan State and Northwestern both in Columbus and on the road (home and home) in 2018-19. The Buckeyes travel only to Indiana, Michigan and Nebraska. Minnesota, Penn State and Wisconsin will play Ohio State in Columbus only.

The Big Ten Conference champion was determined following a consistent 12-game league schedule from 1920 to 1950. The league schedule went to 14 games from 1951 to 1974 and then to 18 games from 1975 to 1997. The conference dropped to a 16-game schedule from 1998 to 2007. The league champion was been determined following an 18-game schedule from 2008 through last season (2018).

Ohio State has won 20 Big Ten Conference men's basketball regular-season championships in its history. The first was in 1925 (11-1).

Ohio State's Big Ten Championships by Length of Conference Season

- 12-game (1925, 1933, 1939, 1944, 1946, 1950)
- 14-game (1960, 1961, 1962, 1963, 1964, 1968, 1971)
- 16-game (2006, 2007)
- 18 game (1991, 1992, 2010, 2011, 2012)

Woods Joins Buckeyes, Familiar with Holtmann

The Buckeyes added depth in the backcourt over the summer when Keyshawn Woods was added to the roster after playing a year at Charlotte and two campaigns at Wake Forest. The graduate transfer averaged 11.9 points in his final season with the Demon Deacons. Ohio State head coach Chris Holtmann recruited Woods while coaching at Gardner-Webb and then again when Woods sought a transfer from Charlotte following his freshman campaign.

Wesson Brothers Are Difference Makers

Junior Andre Wesson along with sophomore sibling Kaleb Wesson have been significant weapons for Chris Holtmann's second edition of Ohio State basketball in 2018-19. The brothers helped the Buckeyes to a 25-9 record a year ago with Kaleb earning Big Ten All-Freshman Team honors after

Ohio State Freshman Records Single Game

THREE-POINT FIELD GOALS MADE (atts.)

1.	6 (9)	Duane Washington Jr., Purdue FW (11/11/18)
	6 (6)	D'Angelo Russell vs. Wright State..... (12/27/14)
	6 (11)	D'Angelo Russell at Northwestern..... (1/22/15)
	6 (6)	D'Angelo Russell at Minnesota..... (1/6/15)

THREE-POINT FIELD GOAL ATTEMPTED (made)

1.	14 (5)	Jon Diebler vs. North Carolina..... (11/28/07)
2.	11 (6)	D'Angelo Russell at Northwestern..... (1/22/15)
	11 (4)	Michael Redd vs. NMSU..... (12/29/97)
4.	10 (3)	D'Angelo Russell vs. Minnesota..... (3/12/15)
	10 (3)	D'Angelo Russell vs. North Carolina..... (12/20/14)
	10 (4)	Jon Diebler vs. Indiana..... (2/10/08)
7.	9 (6)	Duane Washington Jr., Purdue FW (11/11/18)
	9 (5)	Jon Diebler vs. UMBC..... (12/29/07)
	9 (4)	Jon Diebler vs. Northwestern..... (1/6/08)
	9 (4)	Kevin Martin vs. Chattanooga..... (12/15/94)
	9 (5)	Michael Redd vs. Chattanooga..... (12/22/97)

FREE THROWS MADE (atts.)

1.	16 (18)	Jared Sullinger vs. Northwestern..... (3-11-11)
	16 (23)	Jared Sullinger vs. IUPUI..... (12/9/10)
3.	13 (15)	Jared Sullinger at Illinois..... (1/22/11)
4.	12 (14)	Jaedon LeDee vs. Purdue FW..... (11/11/18)
	12 (12)	Ken Page vs. Northwestern..... (2/25/78)

averaging 10.2 points and 4.9 rebounds. Andre started five games and appeared in 34 as a sophomore. His court time and offensive and defensive contributions have made significant jumps this season as one of the veterans on a young squad.

Wess-Ometer (Career Points)	Pts.	Gms.
Keith Wesson (1983-87)	354	115
Andre Wesson (2017-)	338	84
Kaleb Wesson (2018-)	660	54
Totals	1,352	253

Holtmann Era in Columbus

June 9, 2017 marked the first day of the Chris Holtmann era at Ohio State. After six seasons as a head coach, including the last three at Butler, Holtmann became the 14th head coach in Ohio State men's basketball history. In his young career to date, Holtmann already has earned coach of the year honors in both the Big South Conference (2013), where he spent three seasons coaching Gardner-Webb (2001-13), and in the Big East (2017) in the final of three seasons with the Bulldogs. His first game in Columbus, a win over Robert Morris, was the 200th of his head coaching career (153-101).

Buckeyes In Midst of Best Decade in History

With 247 wins in the last nine seasons (2010-19), Ohio State already has more victories this decade than in any other in the program's history. Ohio State won 189 games from 1980-1989 and 188 contests from 1960-69. The winning percentage of .727 (249-93/342) in the last 10 years is the best previous winning percentage in a decade in Ohio State history. The win total is No. 12 nationally over the last 10 seasons and second only to Michigan State's 256 wins among Big Ten teams.

Holtmann vs. the Ranked

In eight seasons as a head coach, three at Gardner Webb (2011-13), three at Butler (2015-17) and now in year two at Ohio State, Chris Holtmann is 15-22 overall against opponents ranked among the *Associated Press* Top 25. He was 0-2 at GW and 13-13 at Butler. His teams were 6-9 vs. Top 10 foes at Butler and 3-4 vs. Top 5 opponents. He is 2-7 at Ohio State.

Holtmann's 5 wins vs. Top 5 Opponents

Date	Opponent	AP Rank	Score
11/26/14	1-North Carolina	No. 5	74-66
1/4/17	Villanova	No. 1	66-58
2/22/17	at Villanova	No. 2	74-66
1/9/18	Michigan State	No. 1	80-64
2/7/18	at Purdue	No. 3	64-63

1-Imperial Arena, Atlantis Resort, Nassau, Bahamas

Ohio State vs. The Ranked

The Buckeyes have an all-time record of 165-266 (0-3 in 2018-19) vs. ranked opponents in the *Associated Press* Top 25. That includes a mark of 70-135 vs. Top 10 foes. As a ranked team, Ohio State is 511-152 all-time. In games when both teams enter with a Top 25 ranking, Ohio State is 76-77. When ranked among the Top 10 nationally, Ohio State is 336-76.

All-Time (2018-19)

Ohio State in Top 25	511-152 (8-4)
Ohio State in Top 10	336-77 (0-0)
Ohio State vs. Top 25	165-266 (0-3)
Ohio State vs. Top 10	70-135 (0-2)
Ohio State as No. 1 (AP)	72-6 (0-0)
Ohio State as No. 1 (ESPN)	24-4 (0-0)
Both Teams Ranked in Top 25	76-77 (0-1)
As the No. 13 Team Nationally	22-6 (1-0)
As the No. 14 Team Nationally	16-7 (0-1)
As the No. 15 Team Nationally	21-7 (3-0)
As the No. 16 Team Nationally	21-11 (1-3)
As the No. 19 Team Nationally	7-1 (1-0)
As the No. 23 Team Nationally	4-2 (2-0)

Ohio State vs.

The No. 5 Team Nationally	8-17 (0-1)
The No. 8 Team Nationally	10-16 (0-1)
The No. 19 Team Nationally	9-15 (0-1)

• The Buckeyes are 39-70 vs. Top 5 opponents all-time. The Buckeyes knocked off No. 1 Michigan State 80-64 in Columbus and No. 3 Purdue 64-63 in West Lafayette in 2018. Ohio State's last non-conference game vs. a Top 5 opponent was in New Orleans vs. No. 5 North Carolina in the CBSSports Classic (L, 86-72, 12/23/17). Ohio State's last win vs. a non-conference Top 5 opponent was 74-67 in the CBS event over No. 4 Kentucky in Brooklyn, New York, Dec. 19, 2015. Ohio State was unranked vs. Michigan State, the Tar Heels and Wildcats. Against the nation's No. 1 team, Ohio State is 9-11 all-time, including a 6-5 record in Columbus. At Value City Arena, Ohio State is 28-25 vs. ranked opponents, 24-21 vs. ranked Big Ten foes, 6-3 vs. Top 5 teams and 3-2 against No. 1 ranked competition.

Ohio Mr. Basketball at Ohio State

Sophomore Kaleb Wesson, a 6-9 center from nearby Westerville, Ohio, was named Mr. Basketball in the state of Ohio following his senior year at Westerville South High School in 2017. Wesson earned the 12th Ohio Mr. Basketball award among nine players

Ohio State at Value City Arena

	vs. Non-Conf.	vs. Big Ten	Total
*-1998-99	0-0	1-0	1-0
*-1999-2000	6-0	2-1	8-1
*-2000-01	0-0	0-0	0-0
*-2001-02	0-0	0-0	0-0
2002-03	7-1	4-4	11-5
2003-04	5-2	3-5	8-7
2004-05	8-0	6-2	14-2
2005-06	9-0	7-1	16-1
2006-07	9-0	8-0	17-0
2007-08	8-1	7-2	15-3
2008-09	7-1	7-2	14-3
2009-10	9-0	8-1	17-1
2010-11	10-0	9-0	19-0
2011-12	10-0	7-2	17-2
2012-13	8-1	8-1	16-2
2013-14	11-0	6-3	17-3
2014-15	10-0	7-2	17-2
2015-16	8-4	7-2	15-6
2016-17	9-1	4-5	13-6
2017-18	8-1	8-1	16-2
2018-19	6-1	2-3	8-4
Totals	148-13	111-37	259-50
	(.919)	(.750)	(.838)

*-Records reflect NCAA vacated games from 1998-99 through 2001-02

OSU vs. the Big Ten..... OSU at VCA..... Overall

Illinois	11-2	73-102
*Indiana	9-4	79-105
Iowa	9-5	75-78
Maryland%	3-3	6-7
*Michigan	13-2	97-78
Michigan State	7-7	57-69
Minnesota	11-1	87-57
*Nebraska	5-1	16-4
Northwestern	12-1	118-46
Penn State	11-2	34-17
Purdue	10-3	84-87
Rutgers	4-0	7-3
Wisconsin	7-6	88-70
Totals	112-36	821-723

* Does not play at VCA in 2018-19

%Maryland played at VCA once as an ACC member

to sign with the Buckeyes out of high school and the 13th among those to ultimately play for Ohio State. Tony Stockman earned the honor in 2000 but elected to start his career at Clemson. He later transferred to Ohio State and played in Columbus in 2004 and 2005.

Year	Mr. Basketball
2017	Kaleb Wesson
2013	Marc Loving
2009, 2010	Jared Sullinger
2008	William Buford
2007	Jon Diebler
2004	Jamar Butler
2000	Tony Stockman (Clemson/Ohio State)
1995	Damon Stringer
1991, 1992	Greg Simpson
1988, 1989	Jimmy Jackson

Throwback Game at St. John Arena

Ohio State played Cleveland State as part of the 2018 Buckeye Classic at historic St. John Arena Nov. 23.

A few notes on the venue:

• Ohio State first played at St. John Arena during the 1956-57 season. The last season the Buckeyes called SJA their home was 1997-98. Ohio State began playing at its current home, Value City Arena, in 1998-99.

• Ohio State has an overall record of 432-151 (.741) at SJA, which includes a 6-0 record in games

- played at SJA since the end of the 1998 season.
- The Buckeyes had last played at SJA in 2010, an 85-60 win over Western Carolina (12/12/2010).
- The facility is named after former Ohio State director of athletics and men's basketball coach L.W. St. John.
- The first game played at SJA was against Butler (12/1/1956), a 98-82 win for the Buckeyes.
- Capacity is 13,276. The CSU game was a sellout.
- Since the Ohio State men's and women's basketball teams moved to Value City Arena, St. John has been the competition home for the men's and women's volleyball, wrestling, fencing and men's and women's gymnastics teams.
- SJA also is filled to capacity prior to each home football game during "Skull Session" where the Ohio State Marching Band practices and briefly welcomes the football Buckeyes on their way to Ohio Stadium.
- Between 1960 and 1964, the Buckeyes won 50-consecutive games on their home floor.

On the Road in Ohio-Cincinnati Opener

Ohio State opened the 2018-19 season officially Nov. 7 at Cincinnati, the first meeting against the Bearcats on either team's campus since 1921 (Columbus/L, 33-17/Dec. 10, 1921) and the first time at Cincinnati since the 1920 season (Cincinnati/W, 35-13/Jan. 3, 1920). Ohio State is 7-4 all-time vs. the Bearcats after a hard-fought 64-56 win. Three of the last five meetings have come in the NCAA Tournament. Cincinnati defeated the Buckeyes for the national championship in both 1961 and 1962. Ohio State defeated UC in the 2006 Wooden Tradition in Indianapolis (72-50) and then most recently in the 2012 NCAA East Regional Semifinals in Boston (81-66). The last time Ohio State had opened a season on the road was during the 2016-17 season when the Buckeyes traveled to Annapolis, Maryland, to face Navy in the Veterans Classic. Ohio State won that game 78-68 Nov. 11, 2016. Ohio State and Cincinnati will open the 2019-20 season in Columbus to complete the home-and-home agreement.

Noting Ohio State vs. Ohio teams

- Ohio State improved its record to 235-79 versus teams from Ohio with the 75-56 win over Youngstown State Dec. 18.
- Chris Holtmann has a 9-5 career record versus teams from Ohio.
- Ohio State is 27-1 vs. Ohio teams since the 1995-96 season. The loss was to Dayton in the 2014 NCAA Tournament. The Buckeyes fell 60-59 (3/20/2014) to the No. 22 Flyers.
- Ohio State is 177-30 in Columbus vs. Ohio teams, 50-41 in road games and 8-8 at neutral sites all-time.
- The Buckeyes played three teams from the state of Ohio this year. In addition to the road game at Cincinnati, Ohio State hosted Cleveland State Nov. 23 and Youngstown State Dec. 18 in Columbus.

Buckeyes Sign Top 10 Class for 2019-20

Chris Holtmann, head coach of the Ohio State men's basketball team, announced the signing of Alonzo Gaffney, E.J. Liddell and D.J. Carton to National Letters of Intent to play for the Buckeyes starting with the 2019-20 season.

Alonzo Gaffney is a 6-foot-9-inch, 190-pound forward from Cleveland, Ohio. He is currently playing his senior season of high school at the Brewster Academy (Wolfboro, New Hampshire) after playing previously at Garfield Heights near Cleveland, Ohio.

In his junior year at Garfield Heights, Gaffney averaged 18.2 points, 9.0 rebounds and 4.0 blocks. He was a 2018 First Team All-Ohio selection and is rated the No. 29 player nationally by ESPN.

As a sophomore, he helped his team win the 2017 Division III Ohio State Championship while at Villa Angela-St. Joseph High School.

Gaffney is the No. 1 rated Ohio player according to ESPN and was named by Naismith as the one of the Top 50 high school players to watch this season.

E.J. Liddell is a 6-foot-7-inch, 220-pound forward from Belleville, Illinois. He plays for Belleville West High School, the 2018 Illinois State Champions, the first in school history.

After averaging 20.8 points and 8.2 rebounds as a junior, he was named Illinois Mr. Basketball. He was just the second junior in Illinois history to earn Mr. Basketball honors (Jabari Parker).

Liddell is the No. 1 rated player from Illinois, the No. 44 overall player and No. 10 power forward nationally, according to ESPN.

D.J. Carton is a 6-foot-1-inch, 190-pound guard from Bettendorf, Iowa. He plays for Bettendorf High School.

A first team all-state and all-conference honoree as a junior, he averaged a school-record 26.3 points per game a season ago to go along with 5.7 rebounds and 3.3 assists.

A Gatorade Player of the Year finalist last season, he is the No. 2-rated point guard nationally. ESPN ranks him the No. 24 player in the country and the No. 1 player in Iowa.

All three recruits are among the Naismith Top 50 high school players to watch list, tied for the most nationally. The trio were invited to The National Basketball Players Association Top 100 Camp last summer.

HEAD COACH CHRIS HOLTSMANN

Chris Holtmann took over the Ohio State men's basketball head coaching position June 12, 2017 after a successful three-year stint as head coach at Butler (2015-2017). He was an assistant at Butler during the 2013-14 season after a three-year run as head coach at Gardner-Webb (2011-13).



Holtmann was named conference coach of the year at both his previous stops earning the honor in 2013 in the Big South and then in 2017 in the Big East following a 25-9 campaign with the Bulldogs. He earned the 2018 Big Ten Coach of the Year Award as well after a 25-9 overall record and a 15-3 campaign and second-place finish in the Big Ten regular season.

The 14th head coach in Ohio State history, Holtmann is a 1994 graduate of Taylor University, where he majored in Psychology. He also has a master's degree in Athletics Administration from Ball State (2000). He was elected to the Taylor University Athletics Hall of Fame in October of 2018.

As a player at Taylor, he earned NAIA All-American status in 1994 under the direction of Paul Patterson.

Prior to becoming a head coach, Holtmann was an assistant for John Groce (Ohio U.) and Brandon Miller (Butler). Both Groce and Miller were former Ohio State assistant coaches.

HOLTSMANN'S CAREER RECORD BY YEAR

AS AN ASSISTANT

Year	School	Record	Conference	Postseason
1998-99	Geneva	11-20		
1999-2000	Taylor	19-14	6-8	
2000-01	Taylor	17-16	7-7	
2001-02	Taylor	25-7	11-3	
2002-03	Taylor	25-9	10-4	NAIA First Round
2003-04	Gardner-Webb	9-20	6-14	
2004-05	Gardner-Webb	18-12	13-7	
2005-06	Gardner-Webb	9-20	6-14	
2006-07	Gardner-Webb	9-21	7-11	
2007-08	Gardner-Webb	16-16	9-7	
2008-09	Ohio University	15-17	7-9	
2009-10	Ohio University	22-15	7-9	
2013-14	Butler	14-17	4-14	

AS A HEAD COACH

Year	School	Record	Conf/Place	Postseason
2010-11	Gardner-Webb	11-21	6-12/9th	
2011-12	Gardner-Webb	12-20	6-12/9th	
2012-13	Gardner-Webb	21-13	11-5/2nd (South)	CIT First Round
3-Year Gardner-Webb Record		Record	44-54	23-29
2014-15	Butler	23-11	12-6/3rd	NCAA Third Round
2015-16	Butler	22-11	10-8/4th	NCAA Third Round
2016-17	Butler	25-9	12-6/2nd	NCAA Sweet 16
3-Year Butler Record		Record	70-31	34-20
2017-18	Ohio State	25-9	15-3/2nd	NCAA Second Round
2018-19	Ohio State	14-7	4-6	
2-Year Ohio State Rcd.		39-16	19-9	
Eight-Year Collegiate Record		153-101 (.602)		4 NCAA/1 CIT

HOLTSMANN VS. ALL OPPONENTS

Opponent	W	L	Georgetown.....	4	3	Missouri State.....	1	0	Stanford.....	1	0
Alice Lloyd College.....	1	0	Gonzaga.....	0	2	Nebraska	2	0	Syracuse	0	1
Appalachian State.....	1	0	High Point	3	4	Norfolk State.....	1	0	Temple.....	1	0
Arizona.....	1	0	Howard.....	1	0	North Carolina.....	1	3	Tennessee.....	1	1
Arizona State.....	0	1	Illinois	2	1	North Carolina Asheville.....	2	4	Tennessee Martin.....	1	0
Austin Peay.....	1	0	Indiana.....	3	2	Northern Colorado.....	1	0	Tennessee Tech.....	1	1
Belmont.....	1	0	Indiana State.....	2	1	Northeastern.....	1	0	Texas.....	1	0
Bucknell	2	0	Iowa	2	2	Northwestern.....	3	0	Texas Southern.....	1	0
Butler.....	0	2	IUPUI.....	1	0	Notre Dame.....	0	1	Texas Tech.....	1	0
Campbell.....	2	2	Kennesaw State.....	1	0	Oklahoma.....	0	2	UCLA	1	0
Central Arkansas.....	1	0	Lees-McRae.....	1	0	Penn State.....	0	3	Utah.....	1	0
Charleston.....	2	0	Liberty.....	1	4	Presbyterian.....	2	3	Vanderbilt.....	1	0
Charleston Southern.....	4	2	Lipscomb.....	1	1	Providence.....	2	5	Vermont.....	1	0
Chattanooga.....	2	0	Longwood.....	1	0	Purdue	2	1	Villanova.....	2	4
Cincinnati	3	0	Louisville.....	0	1	Purdue Fort Wayne	1	0	Virginia.....	0	1
Citadel.....	3	0	Loyola Maryland.....	1	0	Radford.....	4	2	Virginia Intermount.....	1	0
Clemson.....	0	2	Maine.....	1	0	Robert Morris.....	1	0	Virginia-Wise Highland.....	1	0
Cleveland State	1	0	Marquette.....	5	1	Rutgers	2	1	VMI.....	3	3
Coastal Carolina.....	3	4	Maryland	1	1	Samford	1	0	Wake Forest.....	0	1
Covenant.....	1	0	Mary Washington.....	1	0	Savannah State.....	0	1	Western Carolina.....	1	0
Creighton	4	3	Mercer.....	1	0	Seton Hall.....	5	1	William and Mary.....	1	1
Delaware State.....	1	0	Miami, Florida.....	0	1	South Carolina State	2	1	Winthrop.....	3	4
DePaul.....	7	0	Miami, Ohio.....	1	0	South Dakota State.....	1	0	Wisconsin.....	1	0
East Carolina.....	0	2	Michigan	1	3	Southern Ill. Edwardsville.....	1	0	Wofford.....	0	1
Eastern Kentucky.....	0	1	Michigan State	1	1	Southern Utah.....	1	0	Xavier.....	3	5
Elon.....	0	1	Middle Tennessee.....	1	0	Spalding.....	1	0	Youngstown State	1	0
Florida State.....	0	1	Minnesota	2	0	St. John's.....	5	1	Totals (.602)	153	101

OHIO STATE VS. PENN STATE

SERIES INFORMATION WITH PENN STATE

Series	Ohio State leads 34-17
Games at Ohio State	Ohio State leads 17-5
Games at Penn State	Ohio State leads 13-9
Neutral Site Games	Ohio State leads 4-3
Last Ohio State Win	71-70 (2/28/17, State College)
Last Penn State Win	69-68 (3/2/18, New York)
Longest Ohio State win streak	18 (2004-2014)
Longest OSU home win streak	9 (2000-2013)
Longest OSU away win streak	6 (2005-2013)
Longest PSU win streak	4 (1995-96)
Longest PSU home win streak	5 (1995-99)
Longest PSU away win streak	2 (1995-96)
Current Series Streak	Penn State W-3
Ranked OSU teams vs. Penn State	18-7
OSU vs. ranked Penn State teams	0-2
OSU record when both teams are ranked	None

WHEN OSU SCORES...

	OSU Record			OSU Record		
	W	L	Pct.	W	L	Pct.
100+	1	0	1.000	90+	3	0 1.000
90-99	2	0	1.000	80+	5	3 0.625
80-89	2	3	0.400	70+	26	8 0.765
70-79	21	5	0.808	60+	37	14 0.725
60-69	11	6	0.647	50+	37	17 0.685
50-59	0	3	0.000	40+	37	18 0.673
40-49	0	1	0.000			
39 or fewer	0	0	0.000			
Total (55)	37	18	0.673			

PENN STATE SERIES SCORING ANALYSIS

Points (Gms.)	OSU	PSU	Mar.	OSU Rcd.
All Games (55)	3,895	3,677	218	37-18
Avg.	70.8	66.9	4.0	
OSU Wins (37)	2,736	2,313	423	
Avg.	73.9	62.5	11.4	
OSU Losses (18)	1,227	1,364	-137	
Avg.	18.0	75.8	-7.6	
In Columbus (25)	1,871	1,616	255	19-6
Avg.	74.8	64.6	10.2	
Home Wins (19)	1,429	1,146	283	
Avg.	75.2	60.3	14.9	
Home Losses (6)	442	470	-28	
Avg.	73.7	78.3	-4.7	
In Univ. Park (23)	1,615	1,594	21	14-9
Avg.	70.2	69.3	0.9	
Away Wins (14)	1,022	907	115	
Avg.	73.0	64.8	8.2	
Away Losses (9)	593	687	-94	
Avg.	65.9	76.3	-10	
Neutral Site (7)	477.0	467.0	10	4-3
Avg.	68.1	66.7	1	
Neutral Wins (4)	285.0	260.0	25	
Avg.	71.3	65.0	6	
Neutral Losses (3)	192.0	207.0	-15	
Avg.	64.0	69.0	-5.0	

Note: Includes statistics from four (3-1) vacated games from 1999-2002

Thursday, Feb. 7, 2019

Value City Arena (18,809)

Columbus, Ohio

7 p.m., ESPN

GENERAL INFORMATION

Location (Enrollment)	University Park, Pa. (46,848)
Colors	Blue and White
Conference	Big Ten
Nickname	Nittany Lions
Arena (capacity)	Bryce Jordan Center (15,261)
Athletic Director	Sandy Barbour

BASKETBALL INFORMATION

Head Coach	Patrick Chambers
Alma Mater	Philadelphia University, 1994
Record at Penn State (Yrs.)	113-122 (7 yrs.)
Career Record (Yrs.)	155-150 (9 yrs.)

SPORTS INFORMATION

Basketball SID	Rose Carter
Office Phone	814-865-3163
SID E-mail	rpc14@psu.edu
Press Row Phone	814-863-3294
Website	gopsusports.com
Credentials	http://gopsu.info/MBB1617apply

OSU VS. RANKED PENN STATE TEAMS

Date	W/L	Site	OSU(#)-PSU(#)
1/3/96	L	Penn State	69-72(25)
3/9/96	L	@Penn State	70-86(16)

RANKED OSU TEAMS VS. PENN STATE

Date	W/L	Site	OSU(#)-PSU(#)
12/23/61	W	Penn State	92(1)-49
1/2/92	W	Penn State	73(7)-63
2/27/99	L	@Penn State	85(10)-98
2/12/00	W	Penn State	88(5)-75
3/1/00	W	@Penn State	79(6)-73
3/10/00	L	vs. Penn State	66(4)-73
1/5/06	W	Penn State	104(18)-69
1/21/06	W	@Penn State	75(19)-65
3/10/06	W	vs. Penn State	63(7)-56
2/14/07	W	@Penn State	64(2)-60
2/21/07	W	Penn State	68(2)-60
2/3/10	W	Penn State	75(13)-62
2/24/10	W	@Penn State	75(9)-67
1/15/11	W	Penn State	69(2)-66
3/1/11	W	@Penn State	82(1)-61
3/13/11	W	vs. Penn State	71(1)-60
1/25/12	W	Penn State	79(4)-58
1/26/13	W	@Penn State	65(14)-51
1/29/14	L	Penn State-ot	70(24)-71
2/27/14	L	@Penn State	63(22)-65
2/11/15	W	Penn State	75(23)-55
3/4/15	W	@Penn State	77(23)-67
1/25/18	L	Penn State	79(13)-82
2/15/18	L	@Penn State	56(8)-79
3/2/18	L	vs. Penn State	68(13)-69

(#) indicates AP ranking



2018-19 Ohio State Roster vs. Penn State

No.	Player	Gms.	Mins.	Avg.	FG	FGA	FG%	3FG	FGA	3FG%	FT	FTA	FT%	Pts.	Avg.	Rebs.	Avg.
2	Musa Jallow	2	21	10.5	1	6	0.167	0	3	0.000	3	4	0.750	5	2.5	2	1.0
3	C.J. Jackson	4	105	26.3	11	28	0.393	4	16	0.250	6	6	1.000	32	8.0	9	2.3
14	Joey Lane	1	1	1.0	0	1	0.000	0	1	0.000	0	0	0.000	0	0.0	0	0.0
24	Andre Wesson	4	91	22.8	6	10	0.600	3	6	0.500	3	4	0.750	18	4.5	6	1.5
25	Kyle Young	1	10	10.0	2	3	0.667	0	0	0.000	0	1	0.000	4	4.0	2	2.0
34	Kaleb Wesson	3	62	20.7	9	18	0.500	0	1	0.000	4	7	0.571	22	7.3	11	3.7

OHIO STATE VS. PENN STATE

SERIES HISTORY WITH PENN STATE

Date	W/L	OSU	PSU	Site	
12/30/50	L	58	67	N	1/26/05 W 68 62 H
12/23/61	W	92	49	H	2/12/05 W 66 56 A
12/8/73	W	72	65	H	3/10/05 W 72 69 N
12/7/75	L	68	74	A	1/5/06 W 104 69 H
1/2/92	W	73	63	H	1/21/06 W 75 65 A
1/5/93	W	71	68	A	3/10/06 W 63 56 N
2/5/93	W	62	59	H	2/14/07 W 64 62 A
1/19/94	W	79	57	H	2/21/07 W 68 60 H
2/19/94	W	60	57	A	1/29/08 W 68 56 A
1/14/95	L	64	78	H	2/24/09 W 73 59 H
3/1/95	L	68	75	A	2/3/10 W 75 62 H
1/3/96	L	69	72	H	2/24/10 W 75 67 A
3/9/96	L	70	86	A	1/15/11 W 69 66 H
1/8/97	W	70	62	H	3/1/11 W 82 61 A
3/1/97	L	55	56	A	3/13/11 W 71 60 N
2/16/98	L	81	90	A	1/25/12 W 78 54 H
2/28/98	L	85	89	H	1/26/13 W 65 51 A
<i>*11/20/98</i>	<i>W</i>	<i>70</i>	<i>62</i>	<i>H</i>	1/29/14 L 70 71 (ot) H
2/27/99	L	85	98 (ot)	A	2/27/14 L 63 65 A
2/12/00	W	88	75	H	3/8/15 W 75 55 H
3/1/00	W	79	73	A	2/4/15 W 77 67 A
3/10/00	L	66	71	N	1/21/16 W 66 46 H
<i>*1/10/01</i>	<i>L</i>	<i>75</i>	<i>78</i>	<i>H</i>	3/10/16 W 79 75 N
<i>*3/3/01</i>	<i>W</i>	<i>93</i>	<i>87</i>	<i>A</i>	2/28/17 W 71 70 A
<i>*1/16/02</i>	<i>W</i>	<i>76</i>	<i>57</i>	<i>H</i>	1/25/18 L 79 82 H
2/12/03	W	76	67	A	2/15/18 L 56 79 A
1/10/04	L	47	64	A	3/2/18 L 68 69 N
3/3/04	W	71	64	H	

NOTE: Games in *Italic* vacated by NCAA.



Penn State Series Records

Ohio State Team vs. Penn State	OSU W/L	Score
FG	43 (68)	Penn State (1/5/06) W 104-69
FGA	83 (21)	Penn State (12/30/50) L 67-58
FG %	63.2 (43-68)	Penn State (1/5/06) W 104-69
3 FG	13 (24)	@Penn State (3/1/11) W 82-61
3 FGA	31 (11)	Penn State (3/10/05) W 72-69
3 FG %	60.0 (6-10)	Penn State (1/19/94) W 79-57
FT	26 (39)	vs. Penn State (3/10/16) W 79-75
FTA	39 (26)	vs. Penn State (3/10/16) W 79-75
FT %	1.00 (16-16)	Penn State (1/25/18) L 82-79
OR	21	Penn State (3/10/00) L 71-66
DR	35	Penn State (1/25/12) W 78-54
Rebs.	66	Penn State (12/23/61) W 92-49
PF	26	@ Penn State (2/27/99) L 98-85
Pts.	104	Penn State (1/5/06) W 104-69
Assists	28	Penn State (1/5/06) W 104-69
Blocks	9	Penn State (2/12/00) W 88-75
Steals	11	Penn State (3/3/04) W 71-64

Ohio State Individual vs. Penn State	OSU W/L	Score
FG	13 (22)	Doug Etzler (3/1/95) L 75-68
FGA	23 (11)	Michael Redd (2/28/98) L 89-85
3 FG	10 (12)	Jon Diebler (3/1/11) W 82-61
3 FGA	14 (2)	Scoonie Penn (3/10/00) L 71-66
FT	13 (15)	Marc Loving (3/10/16) W 79-75
FTA	16 (8)*	D'Angelo Russell (3/4/15) W 77-67
OR	8	Jermaine Tate (1/3/96) L 72-69
DR	14	Shun Jenkins (2/12/03) W 76-67
Rebs.	17	Shun Jenkins (2/12/03) W 76-67
Pts.	32	Michael Redd (2/28/98) L 89-85
Assists	8	Evan Turner (2/24/09) W 73-59
Blocks	8	Ken Johnson (2/12/00) W 88-75
Steals	6	Carlos Davis (2/16/98) L 90-81

Penn State Team vs. Ohio State	OSU W/L	Score
FG	31 (61)	@Penn State (2/27/99) L 98-85
FGA	72 (25)	Penn State (12/30/50) L 67-58
FG %	55.8 (24-43)	Penn State (1/3/96) L 72-69
3 FG	11 (14)*	Penn State (1/25/18) L 82-79
3 FGA	32 (9)	@ Penn State (1/29/08) W 68-56
3 FG %	78.6 (11-14)	Penn State (1/25/18) L 82-79
FT	28 (36)	Penn State (2/28/98) L 89-85
FTA	36 (28)	Penn State (2/28/98) L 89-85
FT %	92.3 (12-13)	Penn State (1/15/11) W 69-66
OR	20	@ Penn State (1/5/93) W 71-68
DR	34	Penn State (1/14/95) L 78-64
Rebs.	44	Penn State (1/14/95) L 78-64
PF	28	Penn State (2/21/07) W 68-60
Pts.	98	@ Penn State (2/27/99) L 98-85 -ot
Assists	22	@ Penn State (2/16/98) L 90-81
Blocks	7	@ Penn State (1/26/13) W 65-51
Steals	10	@ Penn State (1/10/04) L 64-47

Penn State Individual vs. Ohio State	OSU W/L	Score
FG	10 (14)*	Tony Carr (1/25/19) L 82-79
FGA	25 (9)	Joe Crispin (3/3/01) W 93-87
3 FG	7 (14)	Joe Crispin (2/27/99) L 98-85
3 FGA	14 (5)	Shep Garner (2/28/17) W 71-70
FT	11 (16)	Marlon Smith (1/10/04) L 64-47
FTA	16 (11)	Marlon Smith (1/10/04) L 64-47
OR	7	Geary Claxton (1/26/05) W 68-62
DR	10	John Amaechi (2/19/94) W 60-57
Rebs.	14	John Amaechi (2/19/94) W 60-57
Pts.	30	Tony Carr (2/15/18) L 56-79
Assists	9	Ben Lubert (3/10/06) W 63-56
Blocks	6	Calvin Booth (2/16/98) L 90-81
Steals	4	Geary Claxton (1/21/06) W 75-64

THE LAST TIME OHIO STATE...

SCORING

Team

100 Points Scored
in OT
vs. Big Ten
120 Points Scored
50 or Fewer Points Scored
vs. Big Ten

Half

50 Points Scored at Halftime
vs. Big Ten
60 Points Scored at Halftime
50 Points Scored in Either Half
vs. Big Ten
60 Points Scored in Either Half
10 or Fewer Pts Scored before Half
15 or Fewer Pts Scored before Half
20 or Fewer Pts Scored during a Half
vs. Big Ten
30+ point improvement 1st to 2nd half

Individual

40 Points by a Player
vs. Big Ten
30 Points by a Player
vs. Big Ten
Double-Double in 1st Half
Triple-Double (Pts./Rebs./Asts.)
Double-Double (Pts./Reb.)
vs. Big Ten
Double-Double (Pts./Asts.)
vs. Big Ten
Double-Double off the bench
2+ Double-Doubles off bench-Season

Two Players with 20+ Points
Two Freshmen with 20+ Points

Back to Back Gms Two Players with 20 Pts

Three Players with 20 Points

Two Players with 25 Points

25 points in 1st half
25 points in either half
vs. Big Ten
25+ pts in back to back games

25+ pts in 3 consecutive games

Player scored 20+ off the Bench

Player had 20+pts, 15+ Rebounds
5-Consecutive 20 pt. Games
Scored 15+ consecutive pts in a game

Double Figures

Five Players in Double Figures

vs. Big Ten

Six Players in Double Figures

vs. Big Ten

Seven Players in Double Figures

Zero Players in Double Figures
Five Starters in Double Figures

Zero Starters in Double Figures

FIELD GOALS

40 Field Goals
30 Field Goals
in Overtime
20 or Fewer Field Goals
vs. Big Ten
15 or Fewer Field Goals
Starters Made 1st 15 Field Goals Att.

Team made 10-Consecutive FGs

107, vs. Purdue Fort Wayne (11/11/18)
101, vs. LSU (2-OT) (1/15/10)
102, vs. Northwestern (1/10/91)
121, vs. George Mason (1/8/95)
49, at Michigan (1/29/19)
48, at Michigan (1/29/19)

60, vs. Marshall (11/25/16)
53, vs. Northwestern (2/1/90)
60, vs. Marshall (11/25/16)
53 (2), vs. Youngstown State (12/19/18)
52 (2), Indiana (3/4/17)
66 (2), vs. Purdue Fort Wayne (11/11/18)
9, vs. Michigan State (2/7/96)
9, vs. Michigan State (2/7/96)
18 (1) at Indiana (1/10/16)
18 (1) at Indiana (1/10/16)
+31 (22/53 W, 75-56) vs. Youngstown State (12/18/18)

40, Jared Sullinger, vs. IUPUI (12/19/10)
42, Clark Kellogg, vs. Northwestern (1/15/81)
31, Kaleb Wesson vs. Youngstown State (12/19/18)
35, Keita Bates-Diop vs. Illinois (2/4/18)
Jae'Sean Tate (13p/10r) vs. Wisconsin (2/23/17)
JaQuan Lyle vs Rutgers (16p/12r/11a on 1/13/16)
Kaleb Wesson (15p/12r) vs. UCLA (12/22/18)
Keita Bates-Diop (24p/14r) at Indiana (2/23/18 2ot)
JaQuan Lyle (10p/11a) vs. Jackson St. (11/23/16)
JaQuan Lyle (16p/12r/11a) vs. Rutgers (1/13/16)
Trevor Thompson (17p/17r) vs. Connecticut (12/10/16)
Trevor Thompson (10p/13r), vs. FDU (12/3/16);
(17p/17r) vs. Connecticut (12/10/16)

C.J. Jackson (20), Kaleb Wesson (27) vs. Rutgers (2/2/19)
D'Angelo Russell (23), Jae'Sean Tate (20)
at Rutgers (2/8/15)

J. Sullinger (30), D. Thomas (22) vs. Purdue (3/9/12),
J. Sullinger (24), D. Thomas (22) vs. Michigan (3/10/12)

Keita Bates-Diop (24), Kam Williams (20), C.J. Jackson
(20) SDSU (3/15/18)

D. Lighty (26) and J. Sullinger (26), vs. Florida
(11/16/10)

D. Russell (25) at Minnesota (1/6/15)
Kaleb Wesson (26-2nd) vs. Youngstown State (12/19/18)
D. Russell (25-1st) at Minnesota (1/6/15)

Keita Bates-Diop (27) at Iowa 1/4/18,
(32) vs. MSU 1/7/18, (26) vs. Maryland 1/11/18

Keita Bates-Diop (27) at Iowa 1/4/18,
(32) vs. MSU 1/7/18, (26) vs. Maryland 1/11/18

20, Duane Washington Jr. (20) vs.
Purdue Fort Wayne (11/11/18)

20/15, Jae'Sean Tate at Michigan (2/18/18)
Deshaun Thomas (1/2-13/2013)

16 (half 2), JaQuan Lyle at Illinois (1/1/17)

vs. Michigan State (1/5/19); A. Wesson (10), K. Wesson
(25), C.J. Jackson (10), Muhammad (12), Washington (10)
vs. Michigan State (1/5/19); A. Wesson (10), K. Wesson
(25), C.J. Jackson (10), Muhammad (12), Washington (10)
vs. Minnesota (12/2/18); A. Wesson (16), K. Wesson (15),
C.J. Jackson (11), M. Jallow (11), K. Young (11),
D. Washington Jr. (11)

vs. Minnesota (12/2/18); A. Wesson (16), K. Wesson (15),
C.J. Jackson (11), M. Jallow (11), K. Young (11),
D. Washington Jr. (11)

Bethune-Cookman (11/25/89) Jackson, Lee,
Carter, Brown, Baker, Jent, Skelton

vs. Illinois (1/24/96)
at Indiana (2/23/18 2ot); Tate (12), Bates-Diop (24),
Jackson (13), K. Wesson (12), Williams (15)

at Creighton (11/15/16)

40 (67), vs. Robert Morris (11/10/17)

30 (54) vs. High Point (12/29/18)

33 (69), Indiana (2/23/18 2ot)

19 (52), at Michigan (1/29/19)

19 (52), at Michigan (1/29/19)

15 (46), vs. Syracuse (11/28/18)

vs. N. Florida (11/29/13); Scott (3-3), A. Williams

(4-4), Smith Jr. (2-2), Craft (3-3), Ross (3-3)

vs. William&Mary (12/9/17); (6 2s/4 3s) 19:18-12:24 (2nd)

Individual

Made 10+ consecutive 2 pt FGs
Made 15+ consecutive 2 pt. FGs

10 Field Goals Made
10 Field Goals and Free Throws Made

Field Goal Attempts

40 or Fewer Attempts
70 Attempts
80 Attempts

Field Goal Percentage

70+ Percent Shooting
60+ Percent Shooting
vs. Big Ten
Back to Back Games 60+ Pct. Shooting

Five-Consecutive gms 50+ FG Pct.

50+ Percent Shooting
30 Percent Shooting or Less
70+ Percent Shooting (half).
vs. Big Ten

Individual

Perfect from the field (min. 10 made)

THREE-POINTERS

10 Three-Pointers
15 Three-Pointers
Zero Three-Pointers
Eight Players with a Made 3-pointer

Three-Point Attempts

35 or More Attempts
30 or More Attempts
25 or More Attempts
10 or Fewer Attempts

FREE THROWS

Team

25 Made Free Throws
vs. Big Ten
30 Made Free Throws
Five or Fewer Made Free Throws
vs. Big Ten
15 Consecutive Made Free Throws
Final 15 points scored from FT line
Perfect from FT line (min 15 made)

Attempts

10 or Fewer Free Throws Attempted
30 Free Throws Attempted
40 Free Throws Attempted
50 Free Throws Attempted

Individual

10 Made Free Throws

REBOUNDS

Team

50 Rebounds
60 Rebounds
50 vs. Big Ten

Individual

10+ Rebounds
15 Rebounds
20 Rebounds
25 Rebounds
Three Players with 10 Rebounds
12+ Rebounds before halftime

ASSISTS

Team

30 or More Assists
25 or More Assists
vs. Big Ten
Five or Fewer Assists

Individual

10 Assists
15 Assists
Consecutive games with 10 or more

3 consecutive games with 10 or more

Most assists in back to back games

Most assists in 3 consecutive games

TURNOVERS

Team

Five or Fewer Turnovers
vs. Big Ten

10, K. Wesson vs Youngstown State (12/18/18)
17, Deshaun Thomas vs. SC Upstate (6, 12/14/11) and
South Carolina (11, 12/17/11)
10 (14), Kaleb Wesson vs. Youngstown State (12/18/18)
10/11, Kaleb Wesson vs. Youngstown State (12/18/18)

37 (21), vs. Northwestern (1/29/11)
72 (27), vs. South Dakota State (3/15/18)
82 (45), vs. Marshall (11/25/16)

.714 (35-49), vs. Presbyterian (12/15/07)
.607 (34-56), vs. Purdue Fort Wayne (11/11/18)
.660 (31-47), at Wisconsin (12/2/17)
.653 (32-49), vs. Marquette (11/18/14)
.617 (37-60), UMass-Lowell (11/14/14)
(11/29-12/14/13 vs. UNF (.692), vs. Maryland (.521),
vs. CCSU (.527), vs. Bryant (.525), vs. NDSU (.529)
.529 (27-51) vs. Rutgers (2/2/19)
.264 (14-53), vs. Michigan State (2/11/12)
.708 (17-24/2nd) vs. High Point (12/29/18)
.783 (18-23/1st) at Wisconsin (12/2/17)

10 (10), Jae'Sean Tate vs. Northeastern (11/19/17)

13/28, vs. Rutgers (2/2/19)

15/28, vs. Purdue Fort Wayne (11/11/18)

0/11, at Indiana (3/2/14)

8, vs. Maryland (1/11/18)

40 (12), vs. SDSU (3/15/18)

40 (12), vs. SDSU (3/15/18)

28 (13), vs. Rutgers (2/2/19)

9 (5), at Wisconsin (2/1/14)

26 (35) vs. Syracuse (11/28/18)

26 (39) vs. Illinois (2/4/18)

38 (51), vs. Ohio (11/12/13)

4 (6), vs. Rutgers (2/21/18)

4 (6), vs. Rutgers (2/21/18)

16 (16-16) vs. Penn State (1/25/18)

vs. Stanford (11/24/17) W 79-71

16-16 vs. Penn State (1/25/18)

6 (6), at Michigan (1/29/19)

32 (23) vs. Illinois (12/5/18)

42 (31), vs. Syracuse (3/24/12)

51 (38) vs. Ohio (11/12/13)

11 (13), Kaleb Wesson vs. Youngstown State (12/18/18)

51, vs. Robert Morris (11/10/17)

61, vs. Marshall (11/25/16)

51, at Illinois (1/28/16)

11, Kaleb Wesson (17p/11r) at Nebraska (1/26/19)

15, Jae'Sean Tate (20p/15r) at Michigan (2/18/18)

22, Herb Williams vs. Marshall (11/28/77)

30, Jerry Lucas (3/9/62)

Carter, Jent, Robinson, vs. Tenn. State (12/17/90)

12, Trevor Thompson vs. Youngstown St. (12/20/16)

30, vs. VMI (11/23/11)

26, vs. UCLA (12/22/18)

25, vs. Maryland (1/11/18)

4, Michigan State (2/23/16)

10, Keyshawn Woods vs. UCLA (12/22/18)

16, Shannon Scott vs. Sacred Heart (11/23/14)

Shannon Scott: 14 vs. Marquette (11/18/14);

16 vs. Sacred Heart (11/23/14)

Shannon Scott: 11 vs UMass-Lowell (11/14/14); 14 vs.

Marquette (11/18/14); 16 vs. Sacred Heart (11/23/14)

30, Shannon Scott: 14 vs. Marquette (11/18/14); 16 vs. Sacred

Heart (11/23/14)

41, Shannon Scott: 11 vs UMass-Lowell (11/14/14); 14 vs.

Marquette (11/18/14); 16 vs. Sacred Heart (11/23/14)

5 vs. Michigan State (1/5/19)

5 vs. Michigan State (1/5/19)

STEALS

Team

10 or More
vs. Big Ten
10+ in consecutive games
10+ in 3 consecutive games

15 or More
0 steals

Individual

5 Steals
3 Players 3 or more

BLOCKS

10+ Blocks Team
vs. Big Ten
0 Blocked Shots
vs. Big Ten
6 players with at least 1 block
7 players with at least 1 block
3 players with at least 3 blocks

Individual

5 Blocks
10 Blocks

PLAYER USAGE

Six Players Used
Seven Players Used
Playing 40 Minutes (non-OT)
Playing 45 Minutes (OT)

FOULS

Three Players Fouled Out

vs. Big Ten

MARGIN OF VICTORY

40-Point Victory
vs. Big Ten
30-Point Victory
vs. Big Ten
3 30-point Big Ten wins, season

50-Point Victory
60-Point Victory
70-Point Victory
80-Point Victory

Halftime/Deficits

20+ Point Lead at Halftime
vs. Big Ten
30+ Deficit at Halftime
20+ Deficit at Halftime
30-Point Lead at Halftime
10-Point Halftime Deficit Overcome
10-Point Deficit Overcome (any point)
20-Point Halftime Deficit Overcome
20-Point Deficit Overcome
15-19 Point Deficit Overcome

VS. RANKED OPPONENTS

Ohio State Played a Ranked Opponent

Ohio State Win 64-63, at No. 3 Purdue (2/7/18)
Ohio State Loss 65-49, at No. 5 Michigan (1/29/19)

Ohio State Played an AP No. 1-Ranked Team

Ohio State Win 80-64, vs. No. 1 Michigan State (1/7/18)
Ohio State Loss 81-68, vs. No. 1 Indiana (2/10/13)

Ohio State Played an AP Top 5 Team

Ohio State Win 64-63, at No. 3 Purdue (2/7/18)
Ohio State Loss 65-49, at No. 5 Michigan (1/29/19)
vs. Big Ten 65-49, at No. 5 Michigan (1/29/19)

Ohio State Played an AP Top 10 Team

Ohio State Win 64-63, at No. 3 Purdue (2/7/18)
Ohio State Loss 65-49, at No. 5 Michigan (1/29/19)

Ohio State was Ranked

AP No. 1 No. 1 vs. Kentucky (3/25/11)
AP Top 10 No. 8, at Michigan (2/18/18)

OVERTIME

Overtime Game

Ohio State Home Win 72-63, Akron (3/16/16)
Ohio State Home Loss 79-77, Florida Atlantic (12/6/16)
Ohio State Neutral Win 75-72, vs. Virginia Commonwealth (3/19/15)
Ohio State Neutral Loss 67-66, vs. Butler (11/26/17)
Ohio State Away Win 80-78, at Indiana (2/23/18 2ot)
Ohio State Away Loss 72-68, at Michigan State (1/7/14)

Double Overtime Game

Ohio State Win 80-78, at Indiana (2/23/18 2ot)
Ohio State Loss 74-72, vs. Siena (3/20/09)

Triple Overtime Game

Ohio State Win
Ohio State Loss

One-Point Games

Ohio State Home Win
Ohio State Home Loss
Ohio State Neutral Win

Ohio State Neutral Loss

Ohio State Away Win
Ohio State Away Loss

OPENERS

Home Openers

Ohio State Win
Ohio State Loss

Road Opener

Ohio State Win
Ohio State Loss

Neutral Opener

Ohio State Win

Ohio State Loss

93-92, vs. Purdue (3/5/81)
97-96, vs. Rutgers (12/30/78)

49-48, Wisconsin (2/25/07)
58-57, Nebraska (2/18/17)
69-68, vs. Michigan (3/22/07)
at Big Ten Tournament, Indianapolis
69-68 vs. Penn State (3/2/18)
Big Ten Tournament, MSG in New York
71-70, at Penn State (2/28/17)
55-56, at Penn State (3/1/97)

107-61, vs. Purdue Fort Wayne (11/11/18)
73-53, vs. Georgia Tech (12/16/03)

64-56, at Cincinnati (11/7/18)
55-75, at Connecticut (12/12/15)

77-67, vs. Illinois (12/5/18)
United Center, Chicago
86-59, vs. No. 17 Gonzaga (11/23/17)
Veterans Coliseum, Portland, Oregon

THE LAST TIME AN OPPONENT...

SCORING

Team

Scored 100 Points in OT 100, at Maryland (1/16/15)
 Scored 120 Points 113, LSU (2-OT) (1/15/10)
 Scored 50 or Fewer Points 122, Indiana (2/2/59)
 Big Ten Opponent 40, Youngstown St. (12/20/16)
 46, vs. Penn State (1/26/16)

Half

50 Points Scored at Halftime 54, Indiana (3/4/17)
 60 Points Scored at Halftime 61, Illinois (2/17/88)
 50 Points Scored in Either Half 50 (2), Michigan State (1/5/19)
 By a Big Ten Opponent 50 (2), Michigan State (1/5/19)
 60 Points Scored in Either Half 63 (2), Penn State (2/16/98)
 15 or Fewer Pts Scored before Half 15, at Rutgers (1/14/18)
 By a Big Ten Opponent 15, at Rutgers (1/14/18)
 20 or Fewer Points Scored during a Half 18 (2), Samford (11/20/18)
 By a Big Ten Opponent 18 (2), Minnesota (1/20/18)

Individual

40+ Points by a Player 43, Brandon Paul, Illinois (1/10/12)
 30+ Points by a Player 30, Tony Carr, Penn State (2/15/18)
 Double-Double (Pts./Reb.) Bruno Fernando (13p/15r), Maryland (1/18/19)
 Triple-Double (Pts./Reb./Asts.) Zavier Simpson (11p/10r/12a), Michigan (1/29/19)
 Two Players with 20 Points Cassius Winston (25), Nick Ward (21),
 Michigan State (1/5/19)
 Three Players with 20 Points Victor Oladipo (26), Cody Zeller (24),
 Christian Watford (20), Indiana (2/10/13)
 Two Players with 25 Points Jarrett Stephens (25) and Joe Crispin (25),
 Penn State (2/12/00)
 Player scored 20+ Points off the Bench 23, Zach Morley, Wisconsin (3/11/05)

Double Figures

Five Players in Double Figures Maryland (1/18/19); Fernando (13), Smith (10), Cowan (20),
 Morsell (11), Wiggins (11).
 By Big Ten Opponent Maryland (1/18/19); Fernando (13), Smith (10), Cowan (20),
 Morsell (11), Wiggins (11).
 Six Players in Double Figures Iowa (2/14/98); Davis (13), Galloway (13), Bowen (15),
 Oliver (12), McCausland (16), Luehrsmann (10)
 Louisiana-Monroe (12/27/13)
 Zero Players in Double Figures

FIELD GOALS

30 Field Goals 31 (58) Gonzaga (3/17/18)
 By Big Ten Opponent 34 (58) Indiana (3/4/17)
 in OT 31 (75), Illinois (2-OT) (3/13/10)
 20 or Fewer Field Goals 20 (55), Youngstown State (12/18/18)
 By Big Ten Opponent 20 (51), Minnesota (12/2/18)
 20 or Fewer FGs in back to back games 20(51), Minnesota (12/2/18)
 19(58), Illinois (12/5/18)
 By Big Ten Opponent 20(51), Minnesota (12/2/18)
 19(58), Illinois (12/5/18)
 15 or Fewer Field Goals 14 (51), W. Carolina (11/21/16)
 By Big Ten Opponent 15 (53), at Illinois (2/15/14)
 1-5 2-pt FGs made in a half 2 (17)-1st, at Cincinnati (11/7/18)

Field Goal Attempts

40 or Fewer Attempts 40 (18), Delaware State (12/19/09)
 70+ Attempts 71 (23), Citadel (11/19/17)
 By Big Ten Opponent 73 (36), Wisconsin (1/12/17)
 80 Attempts 91 (36), George Mason (12/9/95)
 90 Attempts 91 (36), George Mason (12/9/95)

Field Goal Percentage

70 Percent Shooting .733 (33-45), Michigan State (2/7/04)
 60 Percent Shooting .667 (34-51), at Michigan State (3/5/16)
 by Big Ten Opponent .667 (34-51), at Michigan State (3/5/16)
 50 Percent Shooting .581 (25-43), Maryland (1/18/19)
 By Big Ten Opponent .581 (25-43), Maryland (1/18/19)
 Under 30 Pct. Shooting .274 (17-62), at Cincinnati (11/7/18)
 by Big Ten Opponent .288 (17-59), at Rutgers (1/14/18)
 Consecutive Opps. Under 30 Pct. Shooting .275 (14-51) W. Carolina (11/21/16);
 .295 (18-61) Jackson State (11/23/16)
 Under 20 Pct. Shooting .185 (10-54) vs. La.-Monroe (12/27/13)
 Under 20 Pct. Shooting/Half .172 (5-29/2nd) Michigan (12/4/17) OSU W 71-62

THREE-POINTERS

10 Three-Pointers 10 (27), Michigan (1/29/19)
 By Big Ten Opponent 10 (27), Michigan (1/29/19)
 17 Three-Pointers 17 (35), UMBC (12/29/07)
 Most By Big Ten Opponent 16 (26), Purdue (2/7/98)
 Zero Three-Pointers 0/13, Minnesota (12/2/18)
 By Big Ten Opponent 0/13, Minnesota (12/2/18)
 More 3s than 2s 12/11, Purdue (1/23/19)
 Back to Back teams with more 3s than 2s 10/9 at No. 5 Louisville (12/2/14);
 11/7 vs. Colgate (12/6/14)
 Equal 3s and 2s 11 each, Syracuse (11/28/18)
 Back to Back to Back with 10+ 3-Pointers 13 (43) The Citadel (12/19/17);
 13 (25) North Carolina (12/23/17)

Three-Point Attempts

40 or More Attempts 43 (13) Citadel (11/19/17)
 30 or More Attempts 31 (13) SDSU (3/15/18)
 By Big Ten Opponent 31 (11) Penn State (2/18/17)

25 or More Attempts 25 (9) at Creighton (11/15/18)
 By Big Ten Opponent 28 (9) Illinois (2/4/18)
 10 or Fewer Attempts 9, Jackson State (11/18/11)
 By Big Ten Opponent 5, Michigan State (2/15/11)

FREE THROWS

Team

25 Free Throws Made 30 (37), Michigan State (1/5/19)
 By Big Ten Opponent 30 (37), Michigan State (1/5/19)
 30 Free Throws 30 (37), Michigan State (1/5/19)
 5 or Fewer Made Free Throws 4 (5), Samford (11/20/18)
 By Big Ten Opponent 5 (10), Northwestern (1/17/18)
 Perfect from Foul Line (at least 10 made) 15/15, Towson (11/15/04)
 0 Free Throws 0 (0) Wisconsin (1/29/13)

Attempts

5 or Fewer Free Throws Attempted 5 (4), Samford (11/20/18)
 By Big Ten Opponent 5 (2), Penn State (1/26/16)
 10 or Fewer Free Throws Attempted 5 (4), Samford (11/20/18)
 By Big Ten Opponent 10 (5), Northwestern (1/17/18)
 30 Free Throws Attempted 37 (30), Michigan State (1/5/19)
 By Big Ten Opponent 37 (30), Michigan State (1/5/19)
 40 Free Throws Attempted 46, Wisconsin (2/6/02)
 By Big Ten Opponent 46, Wisconsin (2/6/02)
 0 free throws attempted Wisconsin (1/29/13)

Individual

Perfect From Foul Line (min. 10 FTA) 10-10, Theo Pinson, North Carolina (12/23/17)
 20 Free Throws 20 (22), Glenn Robinson, Purdue (2/23/94)
 15 Free Throws 16 (18), D. Harris (2/14/04)

REBOUNDS

Team

50 Rebounds 53, vs. North Carolina (12/20/14)
 15 or Fewer 14, Presbyterian (12/15/07)
 10+ Rebounds 10, Zavier Simpson, Michigan (1/29/19)
 15+ Rebounds 15, Bruno Fernando, Maryland (1/18/19)

ASSISTS

Team

Five or Fewer Assists 5, W. Carolina (11/21/16)

Individual

10 Assists 12, Zavier Simpson, Michigan (1/29/19)
 By Big Ten Opponent 10, Zavier Simpson, Michigan (1/29/19)
 15 Assists 15, Tony Miller, Marquette (12/12/93)

TURNOVERS

Team

Five or Fewer Turnovers 5, at Rutgers (1/14/18)
 By Big Ten Opponent 5, at Rutgers (1/14/18)
 25 Turnovers 25, Mercer (12/22/15)
 By Big Ten Opponent 27, Nebraska (1/21/12)
 30 Turnovers 33, Denver (12/7/00)
 10 Turnovers 10, Corey Hemphill, Tennessee Tech (11/24/98)

STEALS

Team

10 or More 11, Michigan (1/29/19)
 By Big Ten Opponent 11, Michigan (1/29/19)

Individual

5 Steals by a Player 5, Carsen Edwards, Purdue (1/23/19)

BLOCKS

10+ Team 12, Minnesota (1/8/17)
 By Big Ten Opponent 12, Minnesota (1/8/17)
 Zero Blocked Shots High Point (12/29/18)
 By Big Ten Opponent Illinois (2/4/18)
 3 Consecutive Games 0 Blocks Mercer, SCSU, Minnesota (2015-16)
 4 Consecutive Games 0 Blocks Mercer, SCSU, Minnesota, Illinois (2015-16)
 Back-to-Back Big Ten games 0 blocks Minnesota (12/30/15), Illinois (1/3/16)

Individual

5 Blocks 7, A.J. Hammons, at Purdue (2/4/15)

PLAYER USAGE

Six Players Used Villanova (2/18/04)
 Seven Players Used Northwestern (1/29/11)
 Playing 40 Minutes (non-OT) Nike Sibande, Jake Wright, Miami, Ohio (12/30/17)

FOULS

Three Players Fouled Out F. Howard, D. Marek, S. Bourama-Syracuse (11/28/18)
 Four Players Fouled Out Ndour, J. Smith, R. Johnson, Setty, Hall-Ohio (11/12/13)
 Five Players Fouled Out Ndour, J. Smith, R. Johnson, Setty, Hall-Ohio (11/12/13)

MARGIN OF VICTORY

30-Point Victory 100-65 (+35), at Maryland (1/16/15)
 40-Point Victory 112-71 (+41), BYU (12/22/65)
 By Big Ten Opponent 111-64 (+47), Illinois (2/10/56)

Halftime/Deficits

30-Point Lead at Halftime 48-18, Indiana (1/10/16)
 20-Point Lead at Halftime 45-21, Penn State (2/15/18)
 By Big Ten Opponent 45-21, Penn State (2/15/18)
 Comeback Win down 10+ at half 12 (36-24) at Virginia (11/30/16) W 63-61
 Comeback Win After Trailing by 10+ 15 (54-39), 2nd 3:51, Butler (11/26/17) W 67-66-ot
 Trailed OSU by 10+ (any point) 14 (W 76-62), Final, vs. Rutgers (2/2/19)
 Tailed OSU by 15+ (any point) 16 (W 76-62), 0:42 (2), vs. Rutgers (2/2/19)

MISCELLANEOUS-Ohio State

30+ Ohio State Bench Points by Opponent	42, at Iowa (1/12/19)
40+ Bench Points	30, Cleveland State (11/23/18)
50+ Bench Points	40, Illinois (12/5/18)
60+ Points in the Paint	53 vs. Purdue Fort Wayne (11/11/18)
50+ Points in the Paint	66 vs. Robert Morris (11/10/17)
10+ Players Score	66 vs. Robert Morris (11/10/17)
10+ Offensive Rebounds-Ind.	11 vs. Cleveland State (11/23/18)
10 Steals and 10 Blocks	11 (18 total rebs.), Jared Sullinger at NW (2/29/12)
10 Assists and 10 Blocks vs. Big Ten	13/10 vs. Bryant (12/11/13)
10 Assists and 10 Steals vs. Big Ten	17/11 vs. North Carolina (12/20/14)
10 Asts., 10 Steals, 10 Blocks	13/13 vs. Michigan (2/6/07)
20 Assists and 10 Blocks	17/11 vs. Cleveland State (11/23/18)
20 Assists and 10 Steals vs. Big Ten	19/10 at Wisconsin (12/2/17)
20 Asts., 10 Steals, 10 Blocks	16/13/10 vs. Bryant (12/11/13)
35+ Lead in a game vs. Big Ten	22/11 vs. St. Francis, Pa. (11/28/09)
40+ Lead in game	22/12 vs. St. Francis, Pa. (11/28/09)
25+ Rebound Margin	23/10 at Minnesota (1/6/15)
25+Point Differential 1st to 2nd half	22/12/11 vs. St. Francis, Pa. (11/28/09)
10 Players with 10+ mins in a game	48 (107-59) 0:18 (2nd), Purdue Fort Wayne (11/11/18)
10 Players with 2+ Rebs in a game	35 (63-28) 15:31 (2) at Wisconsin (12/2/17)
OSU more FT pts than 2-pt basket pts.	46 (107-61) Final vs. Purdue Fort Wayne (11/11/18)
OSU player more assists than opponent	28, (51-23) vs. Robert Morris (11/10/17)
OSU player with assists equal to opponent	+28, vs. Minnesota (2/22/14) 18 pts 1st, 46 pts 2nd
OSU player made 1st career FGA	10, vs. Citadel (11/19/17)
OSU player 1st made career FGA (3 ptr)	10 vs. Citadel (11/19/17)
OSU player outscored opp. in a half	38 FTs (38-51), 13 2-pters (26 pts)
OSU player ties opp in total rebounds	vs. Ohio (11/12/13)
OSU 0 bench points	JaQuan Lyle (11) vs. Jackson State (9) (11/23/16)
OSU More TOs than FGs	C.J. Jackson (6) vs. Appalachian State (12/16/17)
OSU More 3FGs than 2FGs	Duane Washington Jr. (3) vs. Cincinnati (11/7/18)
OSU Win when trailing at 5:00 (2nd half)	Jaedon LeDee (2) vs. Purdue Fort Wayne (11/11/18)
OSU Loss when leading at 5:00 (2nd half)	Duane Washington Jr. (3) vs. Cincinnati (11/7/18)
OSU started each half with a 12-0 run	D. Thomas (18 pts) vs. Nebraska (17) (1/2/13) (1st)
2 OSU players outscore opponent	Jared Sulligner (18 rebs.), NW 18 rebs. at NW (2/29/12)
Back-to-Back Road wins vs. AP Top 25	at Maryland (2/11/17)
Back-to-Back Home wins vs. AP Top 25	vs. Michigan State (2/11/12), 15 TOs, 14 FGs
Player with 15+ pts, 6 asts, 6 stls	vs. Maryland (1/11/18) 17 3FGs, 15 2FGs (W, 91-69)
OSU went on 20-0 run	at Creighton (11/5/18), -1 (55-54), W 69-60
Held Opponent Scoreless for 10+ Mins	vs. Penn State (3/2/18), +3 (60-57), L 69-68
OSU with 0 Fast Break Points	vs. La.-Monroe (12/27/13), 1st 12-0, 2nd 15-0
OSU with 0 pts. off opp. Turnovers	vs. La.-Monroe (12/27/13), 32 (Smith Jr.-17, Ross-15), ULM 31 (OSU W 71-31)
OSU Bench outscored Starters	at No. 14 Wisconsin (W, 59-58, 2/1/14),
OSU Player was B1G POW	at No. 17 Iowa (W, 76-69, 2/4/14)
OSU Player was B1G FOW	vs. No. 23 Indiana (W, 82-70, 1/25/15),
OSU Player was both B1G POW and FOW	vs. No. 16 Maryland (W, 80-56), 1/30/15)
	Aaron Craft at Iowa (2/4/14): 17 pts, 6 asts, 6 stls
	vs. Illinois (19-0 run to end 1st, 1-0 start 2nd, 2/4/18)
	11:31 vs. Illinois (2/4/18), last 10:11 (1st), 1st 1:20 (2nd)
	vs. Gonzaga (11/23/17)
	vs. Providence (11/17/16)
	46/22 at Wisconsin (2/4/16)
	Keita Bates-Diop (1/15/18)
	Kaleb Wesson (1/22/18)
	D'Angelo Russell (1/26/15)

MISCELLANEOUS-Opponent

0 Pts off Turnovers	vs. La.-Monroe (12/27/13)
Big Ten	vs. Michigan State (3/16/13)
More TOs than FGs	Youngstown St. (12/20/16), 15 TOs, 13 FGs
Big Ten	Minnesota (2/20/13), 24 TOs, 14 FGs
2X more TOs than FGs	Nebraska (1/21/12) 27 TOs, 13 FGs
Both Teams 0 bench points	Ohio State at Illinois (1/10/12)
Both Teams 0 blocks	Ohio State vs. Illinois (2/4/18)
0 Fast Break Pts.	at Wisconsin (12/2/17)
Both Teams 0 Fast Break Pts.	Ohio State vs. Rutgers (3/8/17)
0 Bench Points	Purdue (2/7/18)
More Bench Points than Starters	Radford (11/12/17, 46 bench/36 starters)
2nd half with 1/2 of 1st half points	Wyoming (11/25/13, 34 1st half pts, 16 in 2nd half)
No player with more than 2 FGs	La.-Monroe (12/27/13)
10 Players with 10+ mins in a game	12, La.-Monroe (12/27/13)
Both an OSU an OPP player with 10+ assists	12, Shannon Scott (OSU); 10, Austin Williams, NC A&T (12/17/14)



2018-19 Ohio State Buckeyes
Ohio St. Combined Team Statistics (as of Feb 02, 2019)
All games



RECORD:	OVERALL	HOME	AWAY	NEUTRAL
ALL GAMES	14-7	9-4	3-3	2-0
CONFERENCE	4-6	2-3	1-3	1-0
NON-CONFERENCE	10-1	7-1	2-0	1-0

#	Player	gp-gs	min	avg	Total		3-Point		F-Throw		Rebounds				pf	dq	a	to	blk	stl	pts	avg
					fg-fga	fg%	3fg-fga	3fg%	ft-fga	ft%	off	def	tot	avg								
34	Kaleb Wesson	21-20	523	24.9	106-202	.525	18-45	.400	92-125	.736	53	88	141	6.7	71	2	37	46	11	18	322	15.3
03	C.J. Jackson	21-20	640	30.5	88-208	.423	41-103	.398	53-67	.791	8	83	91	4.3	42	1	78	49	4	25	270	12.9
01	Luther Muhammad	20-19	595	29.8	67-149	.450	26-58	.448	34-48	.708	13	47	60	3.0	41	1	39	31	2	23	194	9.7
24	Andre Wesson	21-20	593	28.2	59-129	.457	21-61	.344	36-48	.750	25	59	84	4.0	62	2	33	32	11	6	175	8.3
25	Kyle Young	17-12	374	22.0	52-71	.732	1-5	.200	19-32	.594	30	51	81	4.8	36	0	18	14	7	13	124	7.3
32	Keyshawn Woods	21-7	551	26.2	55-135	.407	16-54	.296	22-27	.815	9	54	63	3.0	45	0	57	26	2	12	148	7.0
04	Duane Washington Jr.	21-2	351	16.7	54-146	.370	27-84	.321	9-16	.563	5	43	48	2.3	26	0	22	22	0	4	144	6.9
02	Musa Jallow	21-4	299	14.2	22-52	.423	8-24	.333	13-20	.650	21	37	58	2.8	23	1	6	15	7	11	65	3.1
23	LeDee, Jaedon	19-1	132	6.9	14-32	.438	0-3	.000	29-38	.763	12	22	34	1.8	21	0	5	9	5	2	57	3.0
10	Ahrens, Justin	14-0	97	6.9	9-26	.346	6-22	.273	1-2	.500	2	14	16	1.1	8	0	3	8	2	3	25	1.8
14	Lane, Joey	9-0	26	2.9	4-5	.800	3-4	.750	0-0	.000	0	6	6	0.7	2	0	6	3	0	2	11	1.2
40	Hummer, Danny	6-0	17	2.8	1-3	.333	0-1	.000	0-2	.000	0	1	1	0.2	4	0	1	3	0	2	2	0.3
Team													22	26	48			8				
Total.....		21	4198		531-1158	.459	167-464	.360	308-425	.725	200	531	731	34.8	381	7	305	266	51	121	1537	73.2
Opponents.....		21	4194		467-1145	.408	141-429	.329	293-388	.755	195	492	687	32.7	417	12	230	281	60	121	1368	65.1

TEAM STATISTICS	OSU	OPP	Date	Opponent	Score	Att.
SCORING	1537	1368	11/07/18	at Cincinnati	w 64-56	12012
Points per game	73.2	65.1	11/11/18	PURDUE FORT WAYNE	w 107-61	12040
Scoring margin	+8.0	-	11-15-18	at Creighton	w 69-60	17146
FIELD GOALS-ATT	531-1158	467-1145	11/18/18	SOUTH CAROLINA ST.	w 89-61	10935
Field goal pct	.459	.408	11/20/18	SAMFORD	w 68-50	10725
3 POINT FG-ATT	167-464	141-429	11/23/18	CLEVELAND ST.	w 89-62	13276
3-point FG pct	.360	.329	11/28/18	SYRACUSE	L 62-72	16962
3-pt FG made per game	8.0	6.7	* 12/02/18	MINNESOTA	w 79-59	11668
FREE THROWS-ATT	308-425	293-388	* 12/05/18	vs Illinois	w 77-67	5285
Free throw pct	.725	.755	12/15/18	BUCKNELL	w 73-71	14241
F-Throws made per game	14.7	14.0	12/18/18	YOUNGSTOWN ST.	w 75-56	12637
REBOUNDS	731	687	12/22/18	vs UCLA	w 80-66	15124
Rebounds per game	34.8	32.7	12/29/18	HIGH POINT	w 82-64	14264
Rebounding margin	+2.1	-	* 01/05/19	MICHIGAN ST.	L 77-86	18809
ASSISTS	305	230	* 01/09/19	at Rutgers	L 61-64	5379
Assists per game	14.5	11.0	* 01/12/19	at Iowa	L 62-72	14528
TURNOVERS	266	281	* 01/18/19	MARYLAND	L 61-75	14716
Turnovers per game	12.7	13.4	* 01/23/19	PURDUE	L 67-79	12736
Turnover margin	+0.7	-	* 01/26/19	at Nebraska	w 70-60	15890
Assist/turnover ratio	1.1	0.8	* 01/29/19	at Michigan	L 49-65	12707
STEALS	121	121	* 02/02/19	RUTGERS	w 76-62	14961
Steals per game	5.8	5.8				
BLOCKS	51	60				
Blocks per game	2.4	2.9				
ATTENDANCE	177970	98071				
Home games-Avg/Game	13-13690	6-12944				
Neutral site-Avg/Game	-	2-10204				

* - Conference game

Score by Periods	1st	2nd	Totals
Ohio St.	708	829	1537
Opponents	637	731	1368



2018-19 Ohio State Buckeyes
Ohio St. Combined Team Statistics (as of Feb 02, 2019)
Conference games



RECORD:	OVERALL	HOME	AWAY	NEUTRAL
ALL GAMES	4-6	2-3	1-3	1-0
CONFERENCE	4-6	2-3	1-3	1-0
NON-CONFERENCE	0-0	0-0	0-0	0-0

##	Player	gp-gs	min	avg	Total		3-Point		F-Throw		Rebounds				pf	dq	a	to	blk	stl	pts	avg
					fg-fga	fg%	3fg-fga	3fg%	ft-fa	ft%	off	def	tot	avg								
34	Kaleb Wesson	10-10	249	24.9	48-95	.505	9-19	.474	31-44	.705	24	41	65	6.5	38	2	18	19	5	6	136	13.6
03	C.J. Jackson	10-9	307	30.7	40-96	.417	19-46	.413	13-16	.813	7	34	41	4.1	23	1	37	24	1	18	112	11.2
24	Andre Wesson	10-10	293	29.3	32-68	.471	13-35	.371	22-27	.815	13	21	34	3.4	35	2	13	12	2	5	99	9.9
12	Luther Muhammad	9-9	286	31.8	27-69	.391	14-30	.467	21-28	.750	5	25	30	3.3	19	1	14	16	0	12	89	9.9
25	Kyle Young	6-4	135	22.5	20-24	.833	0-1	.000	2-5	.400	12	14	26	4.3	20	0	10	9	2	7	42	7.0
04	Duane Washington Jr.	10-1	150	15.0	24-69	.348	10-41	.244	1-2	.500	3	21	24	2.4	13	0	9	12	0	3	59	5.9
32	Keyshawn Woods	10-4	257	25.7	20-60	.333	5-24	.208	12-13	.923	6	24	30	3.0	22	0	17	19	1	5	57	5.7
02	Musa Jallow	10-3	179	17.9	17-34	.500	7-18	.389	6-12	.500	12	25	37	3.7	10	1	2	11	2	9	47	4.7
10	Ahrens, Justin	8-0	65	8.1	6-19	.316	4-16	.250	1-2	.500	2	13	15	1.9	5	0	2	5	1	2	17	2.1
40	Hummer, Danny	1-0	1	1.0	1-1	1.000	0-0	.000	0-0	.000	0	1	1	1.0	0	0	0	0	0	0	2	2.0
23	LeDee, Jaedon	10-0	72	7.2	5-18	.278	0-2	.000	9-11	.818	5	5	10	1.0	11	0	2	3	0	1	19	1.9
14	Lane, Joey	4-0	6	1.5	0-1	.000	0-1	.000	0-0	.000	0	3	3	0.8	0	0	0	0	0	0	0	0.0
Team											10	6	16				6					
Total.....		10	2000		240-554	.433	81-233	.348	118-160	.738	99	233	332	33.2	196	7	124	136	14	68	679	67.9
Opponents.....		10	2000		226-521	.434	68-191	.356	169-223	.758	91	243	334	33.4	173	3	122	131	33	72	689	68.9

TEAM STATISTICS	OSU	OPP	Date	Opponent	Score	Att.
SCORING	679	689	* 12/02/18	MINNESOTA	w 79-59	11668
Points per game	67.9	68.9	* 12/05/18	vs Illinois	w 77-67	5285
Scoring margin	-1.0	-	* 01/05/19	MICHIGAN ST.	L 77-86	18809
FIELD GOALS-ATT	240-554	226-521	* 01/09/19	at Rutgers	L 61-64	5379
Field goal pct	.433	.434	* 01/12/19	at Iowa	L 62-72	14528
3 POINT FG-ATT	81-233	68-191	* 01/18/19	MARYLAND	L 61-75	14716
3-point FG pct	.348	.356	* 01/23/19	PURDUE	L 67-79	12736
3-pt FG made per game	8.1	6.8	* 01/26/19	at Nebraska	w 70-60	15890
FREE THROWS-ATT	118-160	169-223	* 01/29/19	at Michigan	L 49-65	12707
Free throw pct	.738	.758	* 02/02/19	RUTGERS	w 76-62	14961
F-Throws made per game	11.8	16.9				
REBOUNDS	332	334				
Rebounds per game	33.2	33.4				
Rebounding margin	-0.2	-				
ASSISTS	124	122				
Assists per game	12.4	12.2				
TURNOVERS	136	131				
Turnovers per game	13.6	13.1				
Turnover margin	-0.5	-				
Assist/turnover ratio	0.9	0.9				
STEALS	68	72				
Steals per game	6.8	7.2				
BLOCKS	14	33				
Blocks per game	1.4	3.3				
ATTENDANCE	72890	53789				
Home games-Avg/Game	5-14578	4-12126				
Neutral site-Avg/Game	-	1-5285				

Score by Periods	1st	2nd	Totals
Ohio St.	331	348	679
Opponents	326	363	689



2018-19 Ohio State Buckeyes
Ohio St. Team Game-by-Game Comparison (as of Feb 02, 2019)
All games



2018-19 COMPARISON STATISTICS

Opponent	1st	2nd	Score	Mar	Total FG	FG Pct	3-Pointers	3FG Pct	Free Throws	FT Pct	Rebounds	Assist	T/Over	Block	Steal	Fouls
Cincinnati	27/18	37/38	64-56	+8	20-47/17-62	.426/.274	8-20/6-26	.400/.231	16-22/16-21	.727/.762	33/39 (6)	7/12	13/10	5/7	2/4	22/19
PURDUE FORT WAYNE	41/34	66/27	107-61	+46	34-56/22-65	.607/.338	15-28/6-27	.536/.222	24-28/11-17	.857/.647	39/30 +9	21/6	11/15	5/0	6/3	18/21
Creighton	37/25	32/35	69-60	+9	26-55/23-52	.473/.442	10-21/9-25	.476/.360	7-12/5-9	.583/.556	34/29 +5	15/10	13/14	2/4	4/4	18/19
SOUTH CAROLINA ST.	43/21	46/40	89-61	+28	28-51/23-62	.549/.371	7-19/3-19	.368/.158	26-35/12-14	.743/.857	40/27 +13	18/3	15/14	3/0	4/4	17/29
SAMFORD	29/32	39/18	68-50	+18	23-52/21-57	.442/.368	3-20/4-15	.150/.267	19-28/4-5	.679/.800	39/32 +7	14/7	12/15	2/1	4/2	13/24
CLEVELAND ST.	38/29	51/33	89-62	+27	34-64/21-60	.531/.350	7-19/6-21	.368/.286	14-19/14-18	.737/.778	37/38 (1)	17/11	12/18	3/4	11/5	21/16
SYRACUSE	31/29	31/43	62-72	(10)	15-46/22-45	.326/.489	6-22/11-24	.273/.458	26-35/17-19	.743/.895	31/29 +2	12/13	11/13	1/3	5/1	17/28
MINNESOTA	39/28	40/31	79-59	+20	28-60/20-51	.467/.392	7-17/0-13	.412/.000	16-20/19-32	.800/.594	42/33 +9	16/7	11/12	1/4	5/2	26/20
Illinois	34/38	43/29	77-67	+10	24-51/19-58	.471/.328	6-17/6-19	.353/.316	23-32/23-27	.719/.852	38/34 +4	14/10	19/14	4/2	8/12	22/26
BUCKNELL	39/40	34/31	73-71	+2	27-56/23-55	.482/.418	6-15/12-30	.400/.400	13-18/13-18	.722/.722	39/29 +10	15/13	13/8	3/1	2/6	14/20
YOUNGSTOWN ST.	22/25	53/31	75-56	+19	26-56/20-55	.464/.364	5-19/8-20	.263/.400	18-23/8-11	.783/.727	39/30 +9	17/8	8/11	3/1	5/5	13/24
UCLA	33/30	47/36	80-66	+14	28-67/25-57	.418/.439	8-23/4-18	.348/.222	16-23/12-17	.696/.706	41/34 +7	26/14	11/15	7/6	5/8	18/20
HIGH POINT	37/28	45/36	82-64	+18	30-54/24-54	.556/.444	11-25/4-13	.440/.308	11-22/12-16	.500/.750	27/36 (9)	19/11	11/17	3/0	5/7	14/24
MICHIGAN ST.	43/36	34/50	77-86	(9)	27-62/25-46	.435/.543	7-24/6-18	.292/.333	16-21/30-37	.762/.811	26/37 (11)	15/14	5/12	0/4	7/4	26/20
Rutgers	30/31	31/33	61-64	(3)	23-58/22-53	.397/.415	8-26/5-16	.308/.313	7-11/15-20	.636/.750	35/34 +1	12/10	13/10	0/6	7/7	18/16
Iowa	26/24	36/48	62-72	(10)	22-59/25-55	.373/.455	10-25/4-16	.400/.250	8-11/18-25	.727/.720	37/37 -	14/15	21/14	1/6	9/11	23/15
MARYLAND	38/45	23/30	61-75	(14)	23-59/25-43	.390/.581	6-26/11-17	.231/.647	9-12/14-16	.750/.875	26/33 (7)	8/14	10/19	0/2	6/8	15/15
PURDUE	29/39	38/40	67-79	(12)	23-44/23-48	.523/.479	10-22/12-24	.455/.500	11-16/21-25	.688/.840	23/30 (7)	11/13	19/18	1/3	9/8	19/17
Nebraska	29/24	41/36	70-60	+10	24-58/21-58	.414/.362	9-27/8-22	.333/.364	13-18/10-12	.722/.833	45/31 +14	8/10	13/11	1/1	8/5	14/16
Michigan	26/32	23/33	49-65	(16)	19-52/22-54	.365/.407	5-21/10-27	.238/.370	6-6/11-12	1000/.917	35/29 +6	10/15	19/9	4/3	4/11	17/14
RUTGERS	37/29	39/33	76-62	+14	27-51/24-55	.529/.436	13-28/6-19	.464/.316	9-13/8-17	.692/.471	25/36 (11)	16/14	6/12	2/2	5/4	16/14

Note: Game totals are displayed in the format TEAM/OPPONENT for each category

2018-19 HIGHS AND LOWS



2018-19 Ohio State Buckeyes
Ohio St. Team High/Low Analysis (as of Feb 02, 2019)
All games



Ohio St. - TEAM GAME HIGHS

POINTS	107	PURDUE FORT WAYNE (11/11/18)
	89	CLEVELAND ST. (11/23/18)
	89	SOUTH CAROLINA ST. (11/18/18)
	82	HIGH POINT (12/29/18)
	80	vs UCLA (12/22/18)
FIELD GOALS MADE	34	CLEVELAND ST. (11/23/18)
	34	PURDUE FORT WAYNE (11/11/18)
FIELD GOAL ATTEMPTS	67	vs UCLA (12/22/18)
	64	CLEVELAND ST. (11/23/18)
FIELD GOAL PERCENTAGE	.607 (34-56)	PURDUE FORT WAYNE (11/11/18)
	.556 (30-54)	HIGH POINT (12/29/18)
3 PT FIELD GOALS MADE	15	PURDUE FORT WAYNE (11/11/18)
	13	RUTGERS (02/02/19)
3 PT FG ATTEMPTS	28	RUTGERS (02/02/19)
	28	PURDUE FORT WAYNE (11/11/18)
3 PT FG PERCENTAGE	.536 (15-28)	PURDUE FORT WAYNE (11/11/18)
	.476 (10-21)	at Creighton (11-15-18)
FREE THROWS MADE	26	SYRACUSE (11/28/18)
	26	SOUTH CAROLINA ST. (11/18/18)
FREE THROW ATTEMPTS	35	SYRACUSE (11/28/18)
	35	SOUTH CAROLINA ST. (11/18/18)
FREE THROW PERCENTAGE	1.000 (6-6)	at Michigan (01/29/19)
	.857 (24-28)	PURDUE FORT WAYNE (11/11/18)
REBOUNDS	45	at Nebraska (01/26/19)
	42	MINNESOTA (12/02/18)
ASSISTS	26	vs UCLA (12/22/18)
	21	PURDUE FORT WAYNE (11/11/18)
STEALS	11	CLEVELAND ST. (11/23/18)
	9	PURDUE (01/23/19)
	9	at Iowa (01/12/19)
BLOCKED SHOTS	7	vs UCLA (12/22/18)

Ohio St. - GAME LOWS

POINTS	49	at Michigan (01/29/19)
	61	at Rutgers (01/09/19)
	61	MARYLAND (01/18/19)
	62	SYRACUSE (11/28/18)
	62	at Iowa (01/12/19)
FIELD GOALS MADE	15	SYRACUSE (11/28/18)
	19	at Michigan (01/29/19)
FIELD GOAL ATTEMPTS	44	PURDUE (01/23/19)
	46	SYRACUSE (11/28/18)
FIELD GOAL PERCENTAGE	.326 (15-46)	SYRACUSE (11/28/18)
	.365 (19-52)	at Michigan (01/29/19)
3 PT FIELD GOALS MADE	3	SAMFORD (11/20/18)
	5	YOUNGSTOWN ST. (12/18/18)
	5	at Michigan (01/29/19)
3 PT FG ATTEMPTS	15	BUCKNELL (12/15/18)
	17	MINNESOTA (12/02/18)
	17	vs Illinois (12/05/18)
3 PT FG PERCENTAGE	.150 (3-20)	SAMFORD (11/20/18)
	.231 (6-26)	MARYLAND (01/18/19)
FREE THROWS MADE	6	at Michigan (01/29/19)
	7	at Creighton (11-15-18)
	7	at Rutgers (01/09/19)
FREE THROW ATTEMPTS	6	at Michigan (01/29/19)
	11	at Rutgers (01/09/19)
	11	at Iowa (01/12/19)
FREE THROW PERCENTAGE	.500 (11-22)	HIGH POINT (12/29/18)
	.583 (7-12)	at Creighton (11-15-18)
REBOUNDS	23	PURDUE (01/23/19)
	25	RUTGERS (02/02/19)
ASSISTS	7	at Cincinnati (11/07/18)
	8	MARYLAND (01/18/19)
	8	at Nebraska (01/26/19)
STEALS	2	at Cincinnati (11/07/18)
	2	BUCKNELL (12/15/18)
BLOCKED SHOTS	0	MICHIGAN ST. (01/05/19)

Ohio St. - INDIVIDUAL GAME HIGHS

Points	31	Kaleb Wesson vs Youngstown St. (12/18/18)
	27	Kaleb Wesson vs Rutgers (02/02/19)
	25	Kaleb Wesson vs Michigan St. (01/05/19)
	25	C.J. Jackson vs Purdue Fort Wayne (11/11/18)
	24	Luther Muhammad at Nebraska (01/26/19)
Field Goals Made	10	Kaleb Wesson vs Rutgers (02/02/19)
	10	Kaleb Wesson vs Youngstown St. (12/18/18)
Field Goal Att.	16	C.J. Jackson vs UCLA (12/22/18)
	15	C.J. Jackson vs Maryland (01/18/19)
	15	Kaleb Wesson vs Michigan St. (01/05/19)
	15	Kaleb Wesson vs Cleveland St. (11/23/18)
FG Pct (min 5 made)	.900 (9-10)	Andre Wesson vs Purdue (01/23/19)
	.833 (10-12)	Kaleb Wesson vs Rutgers (02/02/19)
3-Point FG Made	6	Duane Washington Jr. vs Purdue Fort Wayne (11/11/18)
	4	Luther Muhammad vs Rutgers (02/02/19)
	4	C.J. Jackson vs Rutgers (02/02/19)
	4	Andre Wesson vs Purdue (01/23/19)
3-Point FG Att.	9	C.J. Jackson vs Purdue Fort Wayne (11/11/18)
	9	C.J. Jackson vs Rutgers (01/09/19)
	9	Duane Washington Jr. vs Purdue Fort Wayne (11/11/18)
3-Pt FG Pct (min 2 made)	1.000 (2-2)	Kaleb Wesson at Michigan (01/29/19)
	1.000 (2-2)	Keyshawn Woods vs Bucknell (12/15/18)
	1.000 (2-2)	Andre Wesson at Cincinnati (11/07/18)
Free Throws Made	12	LeDee, Jaedon vs Purdue Fort Wayne (11/11/18)
	11	Kaleb Wesson vs Youngstown St. (12/18/18)
	11	Kaleb Wesson vs Syracuse (11/28/18)
Free Throw Att.	14	Kaleb Wesson vs Syracuse (11/28/18)
	14	LeDee, Jaedon vs Purdue Fort Wayne (11/11/18)
FT Pct (min 3 made)	1.000 (5-5)	C.J. Jackson vs UCLA (12/22/18)
	1.000 (5-5)	Keyshawn Woods vs Illinois (12/05/18)
Rebounds	12	Kaleb Wesson vs UCLA (12/22/18)
	11	Kaleb Wesson at Nebraska (01/26/19)
Assists	10	Keyshawn Woods vs UCLA (12/22/18)
	7	C.J. Jackson vs Youngstown St. (12/18/18)
Steals	5	Musa Jallow vs Purdue (01/23/19)
	4	C.J. Jackson vs Maryland (01/18/19)
	4	C.J. Jackson vs Michigan St. (01/05/19)
	4	Kaleb Wesson vs Cleveland St. (11/23/18)
Blocked Shots	5	Andre Wesson vs UCLA (12/22/18)

Opponent - GAME HIGHS

POINTS	86	MICHIGAN ST. (01/05/19)
	79	PURDUE (01/23/19)
	75	MARYLAND (01/18/19)
	72	at Iowa (01/12/19)
	72	SYRACUSE (11/28/18)
FIELD GOALS MADE	25	MARYLAND (01/18/19)
	25	at Iowa (01/12/19)
	25	MICHIGAN ST. (01/05/19)
	25	vs UCLA (12/22/18)
FIELD GOAL ATTEMPTS	65	PURDUE FORT WAYNE (11/11/18)
	62	SOUTH CAROLINA ST. (11/18/18)
	62	at Cincinnati (11/07/18)
FIELD GOAL PERCENTAGE	.581 (25-43)	MARYLAND (01/18/19)
	.543 (25-46)	MICHIGAN ST. (01/05/19)
3 PT FIELD GOALS MADE	12	PURDUE (01/23/19)
	12	BUCKNELL (12/15/18)
3 PT FG ATTEMPTS	30	BUCKNELL (12/15/18)
	27	at Michigan (01/29/19)
	27	PURDUE FORT WAYNE (11/11/18)
3 PT FG PERCENTAGE	.647 (11-17)	MARYLAND (01/18/19)
	.500 (12-24)	PURDUE (01/23/19)
FREE THROWS MADE	30	MICHIGAN ST. (01/05/19)
	23	vs Illinois (12/05/18)
FREE THROW ATTEMPTS	37	MICHIGAN ST. (01/05/19)
	32	MINNESOTA (12/02/18)
FREE THROW PERCENTAGE	.917 (11-12)	at Michigan (01/29/19)
	.895 (17-19)	SYRACUSE (11/28/18)
REBOUNDS	39	at Cincinnati (11/07/18)
	38	CLEVELAND ST. (11/23/18)
ASSISTS	15	at Nebraska (01/26/19)
	15	at Iowa (01/12/19)
STEALS	12	vs Illinois (12/05/18)
	11	at Michigan (01/29/19)
	11	at Iowa (01/12/19)
BLOCKED SHOTS	7	at Cincinnati (11/07/18)
	6	at Iowa (01/12/19)

Opponent - GAME LOWS

POINTS	50	SAMFORD (11/20/18)
	56	at Cincinnati (11/07/18)
	56	YOUNGSTOWN ST. (12/18/18)
	59	MINNESOTA (12/02/18)
	60	at Creighton (11-15-18)
	60	at Nebraska (01/26/19)
FIELD GOALS MADE	17	at Cincinnati (11/07/18)
	19	vs Illinois (12/05/18)
FIELD GOAL ATTEMPTS	43	MARYLAND (01/18/19)
	45	SYRACUSE (11/28/18)
FIELD GOAL PERCENTAGE	.274 (17-62)	at Cincinnati (11/07/18)
	.328 (19-58)	vs Illinois (12/05/18)
3 PT FIELD GOALS MADE	0	MINNESOTA (12/02/18)
	3	SOUTH CAROLINA ST. (11/18/18)
3 PT FG ATTEMPTS	13	MINNESOTA (12/02/18)
	13	HIGH POINT (12/29/18)
3 PT FG PERCENTAGE	.000 (0-13)	MINNESOTA (12/02/18)
	.158 (3-19)	SOUTH CAROLINA ST. (11/18/18)
FREE THROWS MADE	4	SAMFORD (11/20/18)
	5	at Creighton (11-15-18)
FREE THROW ATTEMPTS	5	SAMFORD (11/20/18)
	9	at Creighton (11-15-18)
FREE THROW PERCENTAGE	.471 (8-17)	RUTGERS (02/02/19)
	.556 (5-9)	at Creighton (11-15-18)
REBOUNDS	27	SOUTH CAROLINA ST. (11/18/18)
	29	at Creighton (11-15-18)
	29	SYRACUSE (11/28/18)
	29	BUCKNELL (12/15/18)
	29	at Michigan (01/29/19)
ASSISTS	3	SOUTH CAROLINA ST. (11/18/18)
	6	PURDUE FORT WAYNE (11/11/18)
STEALS	1	SYRACUSE (11/28/18)
	2	SAMFORD (11/20/18)
	2	MINNESOTA (12/02/18)
BLOCKED SHOTS	0	PURDUE FORT WAYNE (11/11/18)
	0	SOUTH CAROLINA ST. (11/18/18)

Opponent - GAME LOWS

POINTS	50	SAMFORD (11/20/18)
	56	at Cincinnati (11/07/18)
	56	YOUNGSTOWN ST. (12/18/18)
	59	MINNESOTA (12/02/18)
	60	at Creighton (11-15-18)
	60	at Nebraska (01/26/19)
FIELD GOALS MADE	17	at Cincinnati (11/07/18)
	19	vs Illinois (12/05/18)
FIELD GOAL ATTEMPTS	43	MARYLAND (01/18/19)
	45	SYRACUSE (11/28/18)
FIELD GOAL PERCENTAGE	.274 (17-62)	at Cincinnati (11/07/18)
	.328 (19-58)	vs Illinois (12/05/18)
3 PT FIELD GOALS MADE	0	MINNESOTA (12/02/18)
	3	SOUTH CAROLINA ST. (11/18/18)
3 PT FG ATTEMPTS	13	MINNESOTA (12/02/18)
	13	HIGH POINT (12/29/18)
3 PT FG PERCENTAGE	.000 (0-13)	MINNESOTA (12/02/18)
	.158 (3-19)	SOUTH CAROLINA ST. (11/18/18)
FREE THROWS MADE	4	SAMFORD (11/20/18)
	5	at Creighton (11-15-18)
FREE THROW ATTEMPTS	5	SAMFORD (11/20/18)
	9	at Creighton (11-15-18)
FREE THROW PERCENTAGE	.471 (8-17)	RUTGERS (02/02/19)
	.556 (5-9)	at Creighton (11-15-18)
REBOUNDS	27	SOUTH CAROLINA ST. (11/18/18)
	29	at Creighton (11-15-18)
	29	SYRACUSE (11/28/18)
	29	BUCKNELL (12/15/18)
	29	at Michigan (01/29/19)
ASSISTS	3	SOUTH CAROLINA ST. (11/18/18)
	6	PURDUE FORT WAYNE (11/11/18)
STEALS	1	SYRACUSE (11/28/18)
	2	SAMFORD (11/20/18)
	2	MINNESOTA (12/02/18)
BLOCKED SHOTS	0	PURDUE FORT WAYNE (11/11/18)
	0	SOUTH CAROLINA ST. (11/18/18)
	0	HIGH POINT (12/29/18)

CHARTING THE 2018-19 BUCKEYES

Halftime Leads:	OSU	13	OSU Record --	10-3
	Opp.	8	OSU Record --	4-4
	Ties	0	OSU Record --	0-0
Rebound Advantage:	OSU	12	OSU Record --	9-3
	Opp.	8	OSU Record --	5-3
	Ties	1	OSU Record --	0-1
Bench Scoring Advantage	OSU	15	OSU Record --	10-5
	Opp.	5	OSU Record --	3-2
	Ties	1	OSU Record --	1-0
Bench Scoring Totals	OSU	482		
	Opp.	323		
	OSU Margin	159		

Ohio State in the 2018-19 Polls		
Date	Associated Press	ESPN/USA Today
Preseason	--	--
Nov. 12	RV (14)	--
Nov. 19	23	23
Nov. 26	16	16
Dec. 3	19	17
Dec. 10	15	14
Dec. 17	15	14
Dec. 24	13	11
Dec. 31	14	12
Jan. 7	16	17
Jan. 14	RV (34)	RV (74)
Jan. 21	--	RV (5)
Jan. 28	--	--
Feb. 4	--	--

Starting Combinations (G, G, C, F, F) and Records	All Games	Big Ten
Jackson, Muhammad, K. Wesson, Young, A. Wesson	8-2	1-1
Jackson, Woods, LeDee, Jallow, Washington, Jr.	1-0	
Jackson, Woods, K. Wesson, Young, A. Wesson	1-0	1-0
Jackson, Muhammad, K. Wesson, Woods, A. Wesson	2-2	0-2
Woods, Muhammad, K. Wesson, Young, A. Wesson	0-1	0-1
Jackson, Muhammad, K. Wesson, Washington Jr., A. Wesson	0-1	0-1
Jackson, Muhammad, K. Wesson, Jallow, A. Wesson	2-1	2-1

Point Differential													
Margin	2	3	8	9	10	12	14	16	18	19	20	27	46
Wins	1	0	1	1	2	0	2	0	2	1	1	2	1
Losses	0	1	0	1	2	1	1	1	0	0	0	0	0

Scoring --	Muhammad	Jackson	K. Wesson	Young	A. Wesson	Jallow	Washington Jr.	Woods	Ahrens	LeDee	Totals
Double-Figure Games	11	16	16	4	8	3	6	5		2	71
20-29-Point Games	1	3	3		1		1				9
30-Point Games			1								1
Game-High Honors	1	3	8					2			14
Team-High Honors	1	5	10		3			1			20
Rebounding --	Muhammad	Jackson	K. Wesson	Young	A. Wesson	Jallow	Washington Jr.	Woods	Ahrens	LeDee	Totals
Double-Figure Games			3								3
Game-High Honors			5	3	1	2					11
Team-High Honors		4	9	4	1	2	1			1	22
Assists --	Muhammad	Jackson	K. Wesson	Young	A. Wesson	Jallow	Washington Jr.	Woods	Ahrens	LeDee	Totals
Game-High Honors	2	9			1			5			16
Team-High Honors	2	12	3		2		1	6			26
Double-Doubles -- (Pts/Rebs)			2								2
Triple-Doubles -- (Pts/Reb/Ast)											

Game 4

Ohio State 89, South Carolina St. 61 Nov. 18, 2018, Columbus

COLUMBUS -- The Ohio State men's basketball team defeated South Carolina State, 89-61, at Value City Arena. With the win, the Buckeyes move to 4-0 on the year while the Bulldogs drop to 1-3. Kaleb Wesson led five Buckeyes in double figures with 18 points. Duane Washington Jr. added 14 points, Luther Muhammad and Jaedon LeDee each scored 12 and Andre Wesson chipped in with 11. Damni Applewhite scored 15 and pulled down six boards for the Bulldogs. Ohio State jumped out to the early 8-2 lead on a C.J. Jackson 3 pointer at the 17:43 mark of the first half. South Carolina State scored the next four to make it 8-6 with 16:05 left in the half but Ohio State went on a 25-6 run over the next 9:50 to push its lead to 33-12 with 6:15 to go and eventually went into the break with a 43-21 advantage. Kaleb Wesson had the hot hand over the first 20 minutes, pouring in 17 points, while Andre Wesson added seven points and five boards. South Carolina State's Applewhite totaled a team-high 19 points in the first half as Ohio State limited the Bulldogs to 8-for-29 shooting. In the second half, Ohio State pushed its lead to 35 at 82-47 with 4:27 remaining after a pair of free throws from Jaedon LeDee as the Buckeyes picked up their fourth-consecutive win to start the season. For the game, the Buckeyes shot 54.9 percent from the field and limited the Bulldogs to 37.1 percent shooting. Ohio State led a 23-2 advantage in fast-break points and a 40-27 lead in rebounds.

Notes:

- After playing South Carolina State for the second time in series history, the Buckeyes improve to 2-0 over the Bulldogs.
- Ohio State is now 18-0 against teams from the Mid-Eastern Athletic Conference.
- The Buckeyes recorded their 152nd home win against South Carolina State. Ohio State is 152-24 at home.
- The Buckeyes went into halftime with a 22-point lead over the Bulldogs. The last time Ohio State went into halftime with a 20+ point lead was when the team went to 44-23 vs. the Citadel on 12/19/17.
- As a team, the Buckeyes dished out 18 assists in the contest. This is a season high for the team.
- Every freshman recorded points in the contest for the Buckeyes. Totaling 43 points, the group added nine rebounds, six assists, three steals, and accounted for three of the team's seven made 3-pointers. They went a combined 15 for 25 from the field.
- Five players scored in double figures in the game. Luther Muhammad tied his career-high with 12 points, making it his third game scoring in double figures. Duane Washington Jr. has scored in double figures in three-consecutive games.
- Both Musa Jallow and Jaedon LeDee grabbed career-high rebounds. Jallow recorded seven boards while LeDee recorded six.
- Chris Holtmann improves to 2-1 when coaching against South Carolina State.
- Kaleb Wesson scored a career-high 3-point field goals made with three in the contest. Wesson finished with a season and game-high 18 points.
- Wesson grabbed five boards for the team.

Game 5

No. 23 Ohio State 68, Samford 50 Nov. 20, 2018, Columbus

COLUMBUS -- The Ohio State men's basketball team locked down Samford in the second half on its way to a 68-50 win at Value City Arena. The Buckeyes improved to 5-0 on the year while handing the Bulldogs (4-1) their first loss. Kaleb Wesson tied his career high with 19 points to go along with seven rebounds while Keyshawn Woods added 14 points, four boards and four assists. Myron Gordon led Samford with 18 points, with only two coming after the half, while Josh Sharkey and Brandon Austin each scored 11. The first half was tight throughout after the Bulldogs took an 11-4 lead on a Gordon 3-pointer with 16:55 to play. Ohio State answered back with a 7-0 run over the next 3:27 to make it an 11-11 contest on a Wesson layup with 13:28 to play and neither side would have a lead of more than four the rest of half as Samford took a 32-29 lead to the half. Wesson led Ohio State with nine points in the first 20 minutes while Luther Muhammad and Woods each added four. Gordon paced Samford with 16 at the break and Sharkey chipped in four six points and three assists. Austin came out of the break with a 3-pointer for the Bulldogs but Ohio State answered with a 21-3 run, capped by a pair of Kyle Young buckets, over the next 10:22 to put the Buckeyes in control at 50-38. The Bulldogs cut the lead to eight on two occasions down the stretch but Ohio State closed the contest on a 12-2 spurt to improve to 5-0 on the year.

Notes:

- In the third meeting between the Buckeyes and the Bulldogs, Ohio State is now 3-0 in the series.
- Ohio State is now 19-1 against opponents that currently make up the Southern Conference.
- Jaedon LeDee, Duane Washington Jr. and Keyshawn Woods all earned their first start as Buckeyes.
- The team grabbed 39 boards in the contest, improving to 4-0 on the season when outrebounding the opponent.
- Multiple players made their way toward career milestones in the contest. With seven rebounds in the contest, Kaleb Wesson is eight rebounds shy of 200 for his career. Keyshawn Woods grabbed four boards, putting him at 299 for his career. Musa Jallow's two points against Samford gives him 98 career points while Andre Wesson's seven points puts his career total three shy of 200.
- The Buckeyes finished the game with a 12-2 run in the last four minutes of the game.
- The Buckeye bench reached 40+ points for the second time this season. Ohio State reserves tallied 53 vs. Purdue Fort Wayne and 40 vs. Samford. The Buckeye bench is averaging 35 points a game this season. Opponents averaged 15.8 ppg. Ohio State is averaging a 21.8 point margin of victory this season.
- There have been 300 games played at Value City Arena since it opened for the 1998-99 season...Ohio State is 254-46 (.847) in those games, including a 145-12 record vs. nonconference opponents.
- Ohio State held Samford to 18 points in the second half. The last time the Buckeyes held a foe under 20 points in a half was at Cincinnati (18-1st) to open the season.
- Kaleb Wesson scored 19 points in the contest, tying his career high. The last time Wesson scored 19 points was at Wisconsin on 12/2/17.
- The 19 points put him at 405 points in his career as a Buckeye.

Game 6

No. 23 Ohio State 89, Cleveland State. 62 Nov. 23, 2018, Columbus

COLUMBUS -- The Ohio State men's basketball team ran past Cleveland State, 89-62, in its first game in St. John Arena since 2010. Kaleb Wesson led all scorers with 19 points to go along with six rebounds, four steals and three assists. C.J. Jackson added 17 points while Andre Wesson tallied 11 and Luther Muhammad scored 10. Stefan Kenic led Cleveland State with 13 points. Ohio State took the early 10-2 lead on a 3-point play by Kaleb Wesson at the 16:02 mark of the first half and extended the advantage to as many as 14 at 33-19 after another 3-point play by Muhammad with 4:41 remaining in the half before taking a 38-29 lead into the break. Jackson led Ohio State with 10 points at the half while Kaleb Wesson added nine and four rebounds. Algevon Eichelberger, Kenic and Tyree Appleby each had seven apiece to lead the Vikings. The Buckeyes then connected on nine of their first 11 shots of the second half and the rout was on at 60-38 after a Muhammad jumper with 13:16 left to play. Ohio State pushed its lead to 30 at 74-44 on an Andre Wesson 3-pointer with 9:16 remaining before cruising to their sixth-consecutive win to start the season. For the third time this season, the Buckeyes shot better than 50 percent from the field, hitting on 53.1 percent of their shots. Ohio State limited its opponent to less than 40 percent shooting for the fifth time in six games, holding Cleveland State to 35 percent shooting.

Notes:

- In the team's first game in St. John Arena since 2010, the Buckeyes picked up their 432nd win in St. John Arena. The Buckeyes improve to 6-0 in the venue since the end of the 1998 season.
- In the first matchup between the Buckeyes and the Vikings since 2009, Ohio State picked up its eighth win over Cleveland State all-time. The Buckeyes are now 8-1 against the Vikings.
- Ohio State improves to 25-1 against teams that currently make up the Horizon League.
- C.J. Jackson, Musa Jallow and Keyshawn Woods all hit career milestones against the Vikings. Jackson recorded his 100th career 3-pointer, Jallow hit his 100th career point, and Keyshawn Woods grabbed his 300th board.
- The last time the Buckeyes opened the season 6-0 was during the 2016-17 season. The team opened the season with wins over Navy, North Carolina Central, Providence, Western Carolina, Jackson State and Marshall to start the 2016-17 campaign.
- The Buckeyes are 234-79 versus teams from Ohio and 176-30 in Columbus against Ohio teams.
- Ohio State improves to 4-2 when ranked 23rd in the Associated Press Top 25.
- C.J. Jackson, Luther Muhammad, Andre Wesson and Kaleb Wesson made up the group of four players that all scored in the double figures for the contest.
- The team tied its season-high 34 field goals in the contest.
- 11 different players scored for the Buckeyes.
- The game marked the first time Chris Holtmann has coached against Cleveland State.
- Holtmann improves to 8-5 when coaching against teams from Ohio.

Official Basketball Box Score - Game Totals - Final Statistics													
South Carolina St. vs Ohio State													
11/18/18 7:00 pm at Columbus, Ohio (Value City Arena)													
South Carolina St. 61 • 1-3													
#	Player	Total	3-Ptr	Rebounds			PF	TP	A	T	Bk	Stl	Min
		FG	FGA	FT	FTA	Off	Def	Total					
03	Ozante Fields	0-3	0-0	0-0	2	2	5	0	1	0	0	0	7
24	Ian Kinard	0-2	0-2	4-4	0	1	1	3	4	1	0	1	20
35	Damni Applewhite	6-10	1-2	2-3	3	6	4	15	0	1	0	31	
03	Keyshawn Neal	3-6	0-1	1-1	0	2	2	3	7	0	3	0	20
11	Janel Raynor Powell	2-8	0-0	0-0	2	2	0	4	1	0	2	28	
02	Armani Hill	5-9	1-1	0-1	5	6	2	11	0	1	0	21	
04	Dwayne Banks	0-2	0-2	0-0	0	1	4	0	1	0	0	16	
10	Allen Hatchett	0-1	0-1	4-4	1	2	3	4	0	3	0	0	16
17	Savion Dawkins	0-1	0-1	0-0	0	0	0	0	0	0	0	0	3
14	Jahmani Etienne	2-12	0-0	1	2	2	4	2	4	1	0	11	
21	David Botenberg	2-2	0-0	0	2	2	1	4	0	0	0	8	
22	Fred Slater	3-6	1-4	1-1	0	0	1	8	0	1	0	9	
Team		0-0		0-0		0-2		0-0		0-0		0-0	
Totals		23-62	3-19	12-14	10	17	27	29	61	3	14	4	197
FG % 1st Half:		8-29	27.6%	2nd half:		15-33	45.5%	Game:		23-62	37.1%	Rebounds	
3FG % 1st Half:		1-9	11.1%	2nd half:		2-10	20.0%	Game:		3-19	15.8%	Deads	
FT % 1st Half:		4-5	80.0%	2nd half:		8-9	88.9%	Game:		12-14	85.7%	Assists	

Official Basketball Box Score - Game Totals - Final Statistics													
Samford vs Ohio State													
11/20/18 7:00 pm at Columbus, Ohio (Value City Arena)													
Samford 50 • 4-1													
#	Player	Total	3-Ptr	Rebounds			PF	TP	A	T	Bk	Stl	Min
		FG	FGA	FT	FTA	Off	Def	Total					
21	Robert Allen	2-5	0-1	0-0	2	8	10	3	4	0	3	0	32
32	Ruben Guerrero	1-6	0-0	0-0	0	5	3	2	0	0	1	0	28
00	Brandon Austin	4-7	3-5	0-0	2	5	7	4	11	0	1	0	36
03	Josh Sharkey	5-17	0-4	1-1	1	2	2	11	5	5	0	38	
04	Myron Gordon	7-13	1-2	3-4	1	2	3	18	0	4	0	27	
01	Logen Pyle	2-4	0-0	0-0	1	1	4	0	1	0	0	8	
01	Keivon Nolan	0-3	0-1	0-0	0	1	2	0	1	0	0	15	
05	Deandre Thomas	0-0	0-0	0-0	0	0	2	0	1	0	0	4	
15	Stefan Lalik	0-2	0-1	0-0	1	2	3	1	0	1	0	8	
23	Loren Pyle	2-4	0-0	0-0	1	1	4	0	1	0	0	11	
Team		0-1		0-1		0-1		0-1		0-1		0-1	
Totals		21-57	4-15	4-5	6	26	32	24	50	7	15	1	219
FG % 1st Half:		14-28	50.0%	2nd half:		7-29	24.1%	Game:		21-57	36.8%	Rebounds	
3FG % 1st Half:		1-7	14.3%	2nd half:		3-8	37.5%	Game:		4-15	26.7%	Deads	
FT % 1st Half:		3-4	75.0%	2nd half:		1-1	100.0	Game:		4-5	80.0%	Assists	

Official Basketball Box Score - Game Totals - Final Statistics													
Cleveland State vs Ohio State													
11/23/18 8:00 pm at Columbus, Ohio (St. John Arena)													
Cleveland St. 62 • 4-4													
#	Player	Total	3-Ptr	Rebounds			PF	TP	A	T	Bk	Stl	Min
		FG	FGA	FT	FTA	Off	Def	Total					
12	Algevon Eichelberger	3-5	1-3	3-4	5	4	9	3	9	1	1	0	20
13	Stefan Kenic	6-10	0-0	0	1	1	2	13	1	0	0	17	
01	Tyree Appleby	4-10	1-4	0	1	3	4	1	9	4	6	2	27
11	Donte Highsmith	1-4	1-3	2-2	0	0	2	5	2	0	0	12	
04	Seth Miller	1-6	0-1	8-10	0	3	2	10	1	2	0	1	26
02	Kasheem Thomas	2-5	2-2	0-0	0	2	2	1	6	2	1	0	23
05	Rashed Williams	2-6	0-3	0-0	0	3	3	1	4	1	0	0	17
22	Jaame Hill	1-5	0-1	1	5	6	1	3	0	2	0	1	21
01	Luther Muhammad	4-7	0-2	0	3	3	0	10	0	0	0	1	25
34	Dhaji Walker	1-4	1-7	0-0	1	0	1	0	3	0	0	0	15
35	Deante Johnson	0-4	0-1	0-0	2	2	4	1	0	1	3	3	0
44	Aleks Popovic	0-1	0-1	0-0	1	1	2	0	1	0	0	0	8
Team		1-2		2-4		0-0		0-0		0-0		0-0	
Totals		21-61	6-21	14-18	12	26	38	16	62	11	18	4	51
FG % 1st Half:		11-32	34.4%	2nd half:		10-28	35.7%	Game:		21-60	35.0%	Rebounds	
3FG % 1st Half:		4-12	33.3%	2nd half:		2-8	25.0%	Game:		6-21	28.6%	Deads	
FT % 1st Half:		3-4	75.0%	2nd half:		11-14	78.6%	Game:		14-18	77.8%	Assists	

Officials: Bill McCarthy, Steve McJunkin, Rob Krummenacker
Technical Fouls: South Carolina St.-None, Ohio State-None
Attendance: 10925

Officials: John Floyd, Lewis Garmston, Lamont Simpson
Technical Fouls: Samford-None, Ohio State-None
Attendance: 10725

Officials: Ed Phillips, Courtney Green, Terry Ogburny
Technical Fouls: Cleveland St.-None, Ohio State-None
Attendance: 13276

Score by periods: 1st 2nd Total
South Carolina St. 21 40 61
Ohio State 43 18 61

Score by periods: 1st 2nd Total
Samford 23 18 50
Ohio State 29 39 68

Score by periods: 1st 2nd Total
Cleveland St. 30 32 62
Ohio State 38 51 89

Last FG - CSU 2nd 01:54, OSU 2nd 00:49
Largest lead - CSU None, OSU by 35 2nd 04:27
OSU led for 00:00, OSU led for 39:47, OSU led for 04:11.

Last FG - SAM 2nd 02:43, OSU 2nd 01:27
Largest lead - SAM by 7 2nd 16:55, OSU by 18 2nd 01:27
SAM led for 18:54, OSU led for 16:48, Game was tied for 04:18.

Last FG - CSU 2nd 03:39, OSU 2nd 01:59
Largest lead - CSU None, OSU by 30 2nd 09:16
OSU led for 00:00, OSU led for 38:44, Game was tied for 01:16.

Game 7 Syracuse 72, No. 16 Ohio State 62 Nov. 28, 2018, Columbus

COLUMBUS -- The No. 16 Ohio State men's basketball team fell to Syracuse, 72-62, in the ACC/Big Ten Challenge at Value City Arena. The Buckeyes, now 6-1 on the year, suffered their first loss of the season while the Orange improve to 4-2. C.J. Jackson led the Buckeyes with 19 points while Kaleb Wesson added 13 points and eight rebounds and Kyle Young scored a career-high 12. Tyus Battle paced the Orange with 20 points while Elijah Hughes scored 18 and Oshae Brissett chipped in with 14. Ohio State connected on its first four shots and held an 8-0 advantage on the boards on its way to a 9-2 lead at the 17:50 mark of the opening half. However, Syracuse outscored the Buckeyes 15-8 over the next 9:01 to knot the score at 17-all after a Marek Dolezaj 3-pointer with 8:49 remaining in the half. The Buckeyes then regained the lead and held a 31-27 lead with 39 seconds remaining before a late Battle layup made it a 31-29 Ohio State lead at the break. Jackson led Ohio State, which held a 17-12 lead on boards in the opening 20 minutes, with 11 first-half points while Battle and Dolezaj paced the Orange with eight points apiece. Syracuse opened the second half on a 10-2 run to take a 39-33 lead with 17:40 to play but the Buckeyes answered with an 8-2 spurt, capped by a Young layup, to knot the score at 41-all with 14:00 remaining. Then, after Ohio State held a 45-44 advantage with 11:36 left, the Orange went on an 11-0 run over the next 2:38, including six from Hughes, to take a 55-45 advantage. The Buckeyes cut the Syracuse lead to six at 64-68 after a pair of Jackson free throws with 2:56 to play but that's as close as Ohio State would get, suffering its first loss of the year.

Notes:

- Ohio State falls to 5-2 against Syracuse all-time and 2-1 against the Orange in Columbus.
- In the team's 17th appearance in the Big Ten/ACC Challenge, Ohio State is now 6-11 after meeting Syracuse for the first time in the event.
- The contest marked the first time the two teams have met since the 2012 NCAA East Regional.
- Ohio State is now 20-9 when ranked No. 16 in the *Associated Press* Poll. With the loss, the team is 505-149 when ranked in the Top 25.
- The Buckeyes fall to 67-50 against teams that currently make up the Atlantic Coast Conference.
- The game versus Syracuse is the first game that Chris Holtmann has coached against the Orange.
- Kyle Young recorded a career-high 12 points in the contest. This is the second time this season Young has scored in double figures. Young is three points shy of 100 for his career.
- The sophomore also recorded a career-high two steals in the contest.
- Young finished with four rebounds and two blocks.
- C.J. Jackson scored 19 points to lead the Buckeye scoring effort. The game was his fourth scoring in double figures this season.
- Jackson hit his 700th career point. He now has 702 total points in his career.
- The contest versus Syracuse marked Keyshawn Woods 100th career game.
- With six points in the contest, Woods is seven made field goals shy of 400 for his career.

Official Basketball Box Score -- Game Totals -- Final Statistics
Syracuse vs Ohio State
11/28/18 7:00 pm at Columbus, Ohio (Value City Arena)

Syracuse 72 • 4-2														
##	Player	Total	3-Ptr	Rebounds	FT-FTA	Off	Def	TP	PF	TP	A	To Bk	Stl	Min
FG	FGA	FG%	FT	FTA	FT%									
4-7	Oshae Brissett	4-7	2-4	4-4	1-3	4	3	14	3	3	1	0	25	
13	Elijah Hughes	6-14	4-9	2-3	1-2	3	18	3	3	1	0	40		
19	Paschal Chukwu	0-1	0-0	0-0	2-5	7	4	0	0	1	1	0	18	
23	Frank Howard	3-8	2-6	0-0	0-1	1	5	8	1	0	0	0	24	
25	Tyus Battle	6-10	1-2	7-8	0-3	3	20	2	3	0	1	40		
05	Jalen Carey	0-1	0-1	4-4	0-0	1	1	0	4	3	1	0	15	
21	Marek Dolezaj	3-4	2-2	0-0	0-3	3	5	8	1	1	0	0	26	
34	Bourama Sidibe	0-0	0-0	0-0	0-3	3	5	0	0	0	0	0	12	
Team														
Totals		22-45	11-24	17-19	5-24	29	28	72	13	13	3	1	200	
FG % 1st Half:		10-23	43.5%	2nd Half:	12-22	54.5%	Game:	22-45	48.9%	Deadball				
3FG % 1st Half:		6-13	46.2%	2nd Half:	5-11	45.5%	Game:	11-24	45.8%	Rebounds				
FT % 1st Half:		3-4	75.0%	2nd Half:	14-15	93.3%	Game:	17-19	89.5%					

Ohio State 62 • 1-1														
##	Player	Total	3-Ptr	Rebounds	FT-FTA	Off	Def	TP	PF	TP	A	To Bk	Stl	Min
FG	FGA	FG%	FT	FTA	FT%									
24	Andre Wesson	2-7	0-3	0-0	0-4	4	4	4	2	3	1	0	36	
25	Kyle Young	3-6	0-0	6-9	2-2	4	2	12	0	0	2	35		
34	Kaleb Wesson	1-8	0-1	11-14	5-3	8	4	13	0	0	1	24		
01	Luther Muhammad	2-3	1-2	0-0	1-3	4	3	5	6	4	0	0	29	
03	C.J. Jackson	4-14	2-8	9-12	0-4	1	19	2	0	1	36			
02	Musa Jallow	0-0	0-0	0-0	0-0	0	0	0	0	0	0	3		
04	Duane Washington Jr.	1-4	1-4	0-0	1-1	1	3	0	1	0	10	0	10	
23	LeDee Jordon	0-0	0-0	0-0	0-0	0	0	0	0	0	0	1	26	
22	Keyshawn Woods	2-4	2-4	0-0	0-3	3	6	2	0	1	0	0	1	
Team														
Totals		15-46	6-22	26-35	11	20	31	17	62	12	11	1	5	200
FG % 1st Half:		9-22	40.9%	2nd Half:	6-24	25.0%	Game:	15-46	32.6%	Deadball				
3FG % 1st Half:		4-12	33.3%	2nd Half:	2-10	20.0%	Game:	6-22	27.3%	Rebounds				
FT % 1st Half:		9-14	64.3%	2nd Half:	17-21	81.0%	Game:	26-35	74.3%					

Officials: Dornie Eppley,Lamont Simpson,Bo Boroski
Technical fouls: Syracuse-None, Ohio State-None.
Attendance: 16962

Score by periods	1st	2nd	Total
Syracuse	29	43	72
Ohio State	31	31	62

Points	In	Off	2nd	Fast	Bench
Syracuse	18	11	3	2	12
Ohio State	14	17	3	2	9

Start FG - OSU 2nd-00:46, OSU 2nd-00:40.
Largest lead - OSU led 26-20, OSU led by 7 at 17:50.
OSU led for 20:36, OSU led for 14:06. Game was tied for 01:18.

Game 8 No. 16 Ohio State 79, Minnesota 59 Dec. 2, 2018, Columbus

COLUMBUS -- The No. 16 Ohio State men's basketball team cruised to a 79-59 win over Minnesota in its Big Ten opener at Value City Arena. With the win, Ohio State improves to 7-1 on the year while the Golden Gophers fall to 6-2. Andre Wesson led six Buckeyes in double figures with a career-best 16 while Kaleb Wesson added 15. C.J. Jackson and Musa Jallow each tacked on 11 while Kyle Young and Duane Washington Jr. scored 10 apiece. Amir Coffey led Minnesota with 19 points while Dupree McBryer added 13. After the game was knotted at 5-all with 15:31 left in the first half, Ohio State scored the next eight points, including six from Andre Wesson, over the next 2:28 to take a 13-5 advantage and then extended the run to 21-2 after a Andre Wesson jumper with 9:11 left to play for a 26-7 lead. However, a 9-0 spurt by the Golden Gophers late in the first half cut the Buckeye lead down to eight before Ohio State took a 39-28 advantage into the half. The Buckeyes pushed their lead up to as many as 23 at 65-42 after an Andre Wesson dunk with 8:23 left to play and would not get closer than 17 the rest of the way as Ohio State outscored the Golden Gophers 40-31 in the second half on the way to opening Big Ten play with the win. For the game, Ohio State limited Minnesota to 39.2 percent (20-for-51) from the field and 0-for-13 from 3-point range. The last time the Buckeyes held an opponent to zero 3-pointers was when Lamar went 0-for-12 Dec. 20, 2011, and the last time Ohio State held a Big Ten opponent to zero 3-pointers was when Michigan went 0-for-10 March 3, 1992.

Notes:

- Ohio State improves to 87-57 against Minnesota all-time and has defeated the Golden Gophers in seven of their last eight matchups. Ohio State is 11-1 at Value City Arena vs. Minnesota.
- The game marked the opening of Ohio State's 107th season in the Big Ten. The team is now 72-33 in Big Ten home openers and 40-20 when opening conference play at home.
- The win over Minnesota puts the Buckeyes' all-time Big Ten record at 818-717.
- Ohio State improves to 21-9 when ranked No. 16 in the *Associated Press* poll and 506-149 when ranked in the Top 25.
- C.J. Jackson (11), Musa Jallow (11), Duane Washington Jr. (10), Andre Wesson (16), Kaleb Wesson (15) and Kyle Young (10) all scored in double figures. The last time the team had six players score in double figures was vs. Marshall (11/25/16).
- The Buckeyes did not give up a single 3-pointer in the contest. The Golden Gophers finished 0-13 from 3-point range. The last time the team kept an opponent to zero 3-pointers was when Lamar went 0-12 (12/20/11). The last Big Ten opponent held without a 3 was Michigan March 3, 1992 (0-10).
- Chris Holtmann is now 16-3 in conference play at the helm of the Buckeyes.
- Holtmann improves to 20-9 when facing conference opponents as a head coach.
- The victory marked Holtmann's second win over Minnesota as a head coach. He is 2-0 when coaching against the Golden Gophers.
- Andre Wesson scored a team-high 16 points in the contest, a career-high mark for the junior.
- Wesson added four rebounds and dished out two assists.

Official Basketball Box Score -- Game Totals -- Final Statistics
Minnesota vs Ohio State
12/02/18 7:00 pm at Columbus, Ohio (Value City Arena)

Minnesota 59 • 6-2														
##	Player	Total	3-Ptr	Rebounds	FT-FTA	Off	Def	TP	PF	TP	A	To Bk	Stl	Min
FG	FGA	FG%	FT	FTA	FT%									
03	Jordan Murphy	2-6	0-1	3-6	2-5	7	4	7	1	1	0	0	24	
25	Daniel Otoru	3-4	0-0	3-7	2-5	7	3	9	0	1	3	0	25	
01	Dupree McBryer	5-9	0-3	3-4	0-2	3	13	2	4	0	1	27		
09	Amir Coffey	7-16	0-3	5-7	1-2	3	22	19	1	2	0	0	32	
22	Gabe Kalscheur	0-3	0-1	0-0	1-1	4	0	0	0	0	0	0	22	
11	Isiah Washington	0-0	0-4	1-2	1-2	3	1	3	1	0	0	23		
21	Jarvis Omeiza	1-1	0-0	1-2	0-1	1	3	0	0	0	0	15		
31	Brock Stull	0-0	0-0	0-0	0-2	2	0	0	0	1	0	0	8	
20	Matt Stockman	2-5	0-1	3-4	2-2	1	4	0	1	0	1	15		
42	Michael Turner	0-1	0-1	0-0	0-1	1	3	0	0	0	0	0	9	
Team														
Totals		20-51	0-13	19-32	11	22	33	20	59	7	12	4	2	200
FG % 1st Half:		10-27	37.0%	2nd Half:	10-24	41.7%	Game:	20-51	39.2%	Deadball				
3FG % 1st Half:		0-7	0.0%	2nd Half:	0-7	0.0%	Game:	0-13	0.0%	Rebounds				
FT % 1st Half:		8-11	72.7%	2nd Half:	11-21	52.4%	Game:	19-32	59.4%					

Ohio State 79 • 7-1														
##	Player	Total	3-Ptr	Rebounds	FT-FTA	Off	Def	TP	PF	TP	A	To Bk	Stl	Min
FG	FGA	FG%	FT	FTA	FT%									
24	Andre Wesson	6-10	2-5	2-2	0-4	4	2	16	2	1	0	0	34	
25	Kyle Young	4-5	0-0	2-2	4-4	4	10	3	1	1	2	23		
04	Kaleb Wesson	5-10	0-0	5-8	2-4	6	4	15	1	2	0	1	17	
03	C.J. Jackson	3-8	2-3	3-4	1-4	5	11	4	2	0	1	33		
23	Keyshawn Woods	0-5	0-0	1-1	4-5	3	0	2	3	0	1	29		
02	Musa Jallow	4-4	1-1	2-2	2-2	4	5	11	0	0	0	19		
04	Duane Washington Jr.	4-11	2-5	0-0	1-2	3	10	3	1	0	0	22		
10	Ahrens, Justin	0-2	0-1	0-0	0-1	1	1	0	0	0	0	6		
14	Lame, Joey	0-1	0-1	0-0	0-2	0	2	0	0	0	0	3		
23	LeDee Jordon	1-3	0-0	2-2	0-0	1	4	1	0	0	0	13		
40	Hummer, Danny	1-1	0-0	0-0	0-1	2	0	0	0	0	0	1		
Team														
Totals		28-60	7-17	16-20	13	29	42	76	16	11	1	5	200	
FG % 1st Half:		14-30	46.7%	2nd Half:	14-30	46.7%	Game:	28-60	46.7%	Deadball				
3FG % 1st Half:		2-7	28.6%	2nd Half:	5-10	50.0%	Game:	7-17	41.2%	Rebounds				
FT % 1st Half:		8-10	80.0%	2nd Half:	8-10	80.0%	Game:	16-20	80.0%					

Officials: Kelly Pfister,Larry Scnetto,Paul Saxe
Technical fouls: Minnesota-None, Ohio State-None.
Attendance: 11668

Score by periods	1st	2nd	Total
Minnesota	28	31	59
Ohio State	30	49	79

Points	In	Off	2nd	Fast	Bench
Minnesota	14	17	3	2	12
Ohio State	14	17	3	2	9

Start FG - MNN 2nd-01:39, OSU 2nd-00:23.
Largest lead - MNN won, OSU by 32-20-08:23.
MNN led for 00:50, OSU led for 32:08-08:23. Game was tied for 01:18.

Game 9 No. 19 Ohio State 77, Illinois 67 Dec. 5, 2018, Chicago

CHICAGO -- The No. 19 Ohio State men's basketball team topped Illinois, 77-67, at the United Center in Chicago. With the win, the Buckeyes improve to 8-1 on the year, including 2-0 in the Big Ten, while the Illini drop to 2-7 overall, 0-2 in conference play. Keyshawn Woods led Ohio State with 18 points to go along with four rebounds while Kaleb Wesson added 13 points and seven boards and Musa Jallow tacked on 11 points and a career-best nine rebounds. Kipper Nichols and Trent Frazier each scored 18 for the Illini. Ohio State held an early lead at 12-6 with 15:48 left in the first half after four consecutive points from Jallow but the Illini responded with a 9-1 run over the next 2:49 to take a 15-13 advantage. Ohio State answered right back with an 11-1 run over the next 2:26, holding a 24-16 lead with 10:33 left to play, but Illinois held the Buckeyes to 3-for-13 from the field to close the half on a 22-10 spurt and hold a 38-34 lead at the break. Both teams shot 40 percent from the field in the first half but the Illini went 15-for-19 from the free throw line while the Buckeyes were 7-for-12 from the charity stripe. Duane Washington Jr. paced Ohio State with seven points at the half while Frazier scored 11 for Illinois. After a back-and-forth start to the second half, Ohio State went on a 23-7 run over an eight-minute stretch midway through the period to take a commanding 71-58 lead with 6:07 remaining. Illinois cut the Buckeye advantage to six twice in the final three minutes but Andre Wesson and Jallow each connected on a pair of free throws to seal the victory.

Notes:

- Ohio State improves to 73-102 all-time against Illinois.
- The game marked the third time the Buckeyes and the Illini have met on a neutral court. The Buckeyes are now 2-1 when playing the Illini at a neutral site.
- When ranked in the *Associated Press* Top 25, Ohio State is 28-11 against Illinois.
- The Buckeyes have won eight of the last nine matchups between the two teams.
- Before taking the final lead of the game with 13 minutes to play in the second half, the lead changed 10 times throughout the game.
- Ohio State improves to 7-1 when ranked No. 19 in the *Associated Press* Top 25.
- The Ohio State bench accounted for 24 of the Buckeyes' 77 points.
- Chris Holtmann improves to 2-1 when coaching against Illinois.
- In conference play, Holtmann improves to 17-3 at the helm of the Buckeyes.
- Keyshawn Woods scored a team-high 18 points in the contest. He recorded six made field goals off the bench to put him at one shy of 400 for his career. The contest was the third time this season that he scored in double figures.
- Woods finished 5-for-5 from the free throw line, recorded four rebounds, two assists and one block.
- Kaleb Wesson scored 13 points in the contest to record his sixth-consecutive game scoring in double figures.
- Wesson grabbed seven boards, dished one assist and added one block for the Buckeyes.

Official Basketball Box Score -- Game Totals -- Final Statistics
Ohio St. vs Illinois
12

Game 10 No. 15 Ohio State 73, Bucknell 71 Dec. 15, 2018, Columbus

COLUMBUS -- The No. 15 Ohio State men's basketball team held on to defeat Bucknell, 73-71, at Value City Arena. With the win, the Buckeyes improve to 9-1 on the year while the Bison drop to 4-4. Kaleb Wesson led all scorers, tallying his second-career double-double with a career-best 22 points and 10 boards while Keyshawn Woods added 13, including nine in the second half, and C.J. Jackson tacked on 10 points, eight rebounds and six assists. Kimbal Mackenzie and Avi Toomer led Bucknell with 13 points apiece while Jimmy Sotos added 12 points, seven rebounds and five assists. Behind a hot start from Wesson, Ohio State held a 37-25 lead with 4:04 remaining in the first half. However, Bucknell closed the half on a 15-2 run to take a 40-39 lead in to the break. Wesson paced the Buckeyes with 13 points, six boards and four assists through the first 20 minutes while Duane Washington Jr. added eight points. Mackenzie, Toomer and Nate Sestina each scored eight for the Bison, who connected on a 9 of 17 3-pointers in the first half. Bucknell opened the second half with a 9-2 run over the first 2:41 of the stanza, capped by a pair of Sestina free throws, but the Buckeyes answered with a 17-3 spurt over the next 6:04, including eight points from Woods, to take a 58-52 lead with 11:15 remaining. The seesaw battle continued after the Bison cut the lead to 62-58 with 8:00 left to play, Ohio State responded with a 7-0 run to make it a 69-58 game with 4:28 remaining but the Bison would not go away. Three free throws, a pair of layups and a pair of late 3-pointers by Mackenzie and Toomer narrowed the Bucknell deficit to 73-71 with 20 second left. The Bison turned the Buckeyes over on the ensuing in-bounds play but a desperation heave by Bruce Moore missed.

Notes:

- The game marked the first time since 1986 that the Buckeyes and the Bison have faced each other. Ohio State improves to 2-0 in the series.
- Ohio State improves to 23-2 against teams that currently make up the Patriot League.
- The Buckeyes are now 3-0 on the season when down at the half.
- Ohio State made five-consecutive field goals over 3:25 to take the lead from the Bison with 13:40 left to play in the contest.
- When ranked in the *Associated Press* Top 25, the Buckeyes are 508-149 and 5-1 on the season.
- The Bison scored 12 3-point field goals and 11 two-point field goals in the contest. The last time that Ohio State allowed an opponent to score more 3s than 2s was against South Dakota State March 15, 2018 when the Jackrabbits recorded 13 3-pointers and 11 two-pointers.
- Ohio State finished the game with a 48.2 field goal percentage. Bucknell finished with a field goal percentage of 41.8 percentage.
- The Buckeyes improved to 146-13 (.918) vs. nonconference opponents at Value City Arena in 21 seasons. Ohio State is 257-47 (.845) all-time in the venue.
- Kaleb Wesson recorded a game-high 22 points in the contest, a career-high mark for the sophomore. The game marked the eighth time that he has scored in double figures and fifth time recording team-high points this season. Ohio State is 635-274 (.699) all time when a player records a double-double.

Game 11 No. 15 Ohio State 75, Youngstown St. 56 Dec. 18, 2018, Columbus

COLUMBUS -- Kaleb Wesson scored 26 of his career-high 31 points after halftime as the No. 15 Ohio State men's basketball team picked up a 75-56 win over Youngstown State at Value City Arena. With the win, the Buckeyes move to 10-1 on the year while the Penguins drop to 4-9. Wesson led all scorers and added seven rebounds in the contest while Luther Muhammad and C.J. Jackson, who also totaled seven rebounds and seven assists, poured in 11 points. Darius Quisenberry led the Penguins with 17 points while Naz Bohannon added 11. The Buckeyes opened the contest with a sluggish start, trailing 9-0 after missing their first seven shots from the field before a Wesson layup at the 15:18 mark. Youngstown State pushed its lead up to 12 at 14-2 after a Jelani Simmons 3-pointer with 13:52 left to play before the Buckeyes, who missed their first 10 3-pointers of the game, trimmed the Penguin lead to 25-22 on a C.J. Jackson 3-pointer just before the break. Jackson and Wesson led Ohio State with five points at the half while Quisenberry paced Youngstown State with eight points. Neither team shot the ball well over the first 20 minutes, with the Buckeyes going 7-for-29 (.241) from the field and the Penguins shooting 11-for-33 (.333) from the field. Ohio State came out of the break strong with a Wesson 3-point play at the 17:53 mark kick-starting a 19-5 run in which the sophomore scored 11 points over the next 5:15 to put the Buckeyes up 43-32 with 12:38 remaining. The Buckeyes then cruised the rest of the way to pick up their fourth-consecutive win.

Notes:

- Ohio State improves to 5-0 over Youngstown State all-time.
- Ohio State is now 26-1 against teams that currently make up the Horizon League.
- Ohio State shot 70.4 percent (19-27) in the second half. The last time the Buckeyes shot better than 70 percent in a half was at Wisconsin (12/2/17) when the team shot 78.3 (18-23) percent in the first half.
- After shooting 24.1 percent in the first half, the Buckeyes ended the game with a 46.4 percent field goal percentage. The Penguins finished the game shooting 36.4 percent. When outshooting the opponent, the Buckeyes are 10-0 on the season.
- In the team's third game and third victory against a team from Ohio this season, Ohio State improves to 235-79 over teams from Ohio all-time. The Buckeyes are 27-1 against in-state opponents since the 1995-96 season and 176-30 all-time in Columbus.
- Ohio State is now 20-7 when ranked No. 15 in the *Associated Press* Top 25 and 6-1 on the season when ranked.
- The game marked the first time that Chris Holtmann has coached against Youngstown State.
- Holtmann is now 8-5 when coaching against teams from Ohio.
- Kaleb Wesson scored 31 points in the contest, recording his 500th point along the way. Scoring in double figures for the ninth time this season, Wesson now has 520 career points.

Game 12 No. 15 Ohio State 80, UCLA 66 Dec. 22, 2018, Chicago

CHICAGO -- C.J. Jackson scored 20 of his game-high 22 points in the second half as the No. 15 Ohio State men's basketball team ran away with an 80-66 win over UCLA in the CBS Sports Classic at the United Center. With the win, the Buckeyes improve to 11-1 on the year while the Bruins fall to 7-5. Jackson also went for seven rebounds and six assists while Kaleb Wesson posted his second double-double in the last three games with 15 points and 12 boards. Kris Wilkes paced the Bruins with 18 points and seven rebounds while Jaylen Hands chipped in with 13 points and nine assists. Wilkes poured in nine early points to have UCLA off to an 18-13 lead with 12:29 remaining in the first half but the Buckeyes bounced back behind a strong first half from Wesson to take a 33-30 lead into the break. The sophomore totaled 10 points and six boards over the first 20 minutes and Ohio State forced 12 UCLA turnovers to take the three-point lead into the half. Ohio State then came out of the break with a 10-4 run over the first 3:27 to push the advantage to 43-34 but the Bruins' Cody Riley scored the next five to make it 43-39 with 14:30 left to play. The Buckeye lead remained at four at 52-48 with 9:27 remaining but the Buckeyes went on a 19-7 spurt to take a commanding 71-55 lead with 4:19 left to play as Ohio State picked up its fifth-consecutive victory.

Notes:

- Ohio State improves to 5-6 against UCLA all-time. The victory over the Bruins marks the first for the Buckeyes in the series since 12/28/1961.
- The Buckeyes improve to 40-38 against teams that currently make up the Pac-12 Conference.
- In the fifth year of the CBS Sports Classic, Ohio State is now 2-3 in the Classic.
- Ohio State is now 2-0 in Chicago on the season. The Buckeyes return to Chicago in 2019 to take on Northwestern in Evanston (3/6) and then are back again for the 2019 Big Ten Tournament (3/13-17).
- With the win over UCLA, the Buckeyes have earned their best start to a season since the team went undefeated in the first 12 games of the 2013-14 season.
- The team assisted 26 of 28 field goals in the contest. The 26 assists are a season high for the team.
- The Buckeyes blocked seven shots in the contest, another season high mark for the team.
- UCLA outshot Ohio State 43.9% to 41.8%. In games when being outshot by the opponent, the Buckeyes are 1-1 on the season.
- Chris Holtmann is now 1-0 when coaching against UCLA.
- Holtmann improves to 1-1 at the helm of the Buckeyes in the CBS Sports Classic.
- C.J. Jackson scored 22 points in the contest for his second game this season scoring 20+ points and his eighth game scoring in double figures. Jackson now has 764 career points for the Buckeyes.
- Jackson made all of his five free throws, grabbed seven boards and dished out six assists.



Official Basketball Box Score -- Game Totals -- Final Statistics
Bucknell vs Ohio State
12/15/18 12:00 pm at Columbus, Ohio (Value City Arena)



Bucknell 71 • 4-4

##	Player	Total	3-Ptr	Rebounds	PF	TP	A	T	Bk	Stl	Min
		FG-FGA	FG-FGA	FT-FTA	Off	Def	Total				
13	Bruce Moore	1-3	1-3	4-6	0	3	4	7	0	1	25
04	Nate Sestina	2-8	2-4	2-2	1	2	3	5	10	1	20
01	Kimbal Mackenzie	4-11	3-8	2-2	2	3	5	10	2	1	33
03	Jimmy Sotos	9-12	1-3	1-2	1	6	7	2	12	5	23
11	Avi Toomer	5-10	3-6	0-0	1	2	3	13	3	0	32
00	Paul Newman	1-3	0-0	1-2	0	3	2	3	2	0	23
02	Walter Ellis	0-1	0-1	0-0	0	1	1	0	0	0	1
10	Andrew Funk	2-3	2-3	0-0	0	0	0	6	0	0	6
15	John Meekie	2-5	0-2	3-4	0	3	1	7	0	1	17
14	Ben Robertson	0-0	0-0	0-0	0	0	0	1	0	0	4
15	Nate Jones	0-0	0-0	0-0	0	0	0	0	0	0	2
Team		0-0	0-0	0-0	0	0	0	0	0	0	0
Totals		23-55	12-30	13-18	5	24	29	71	13	8	1
FG % 1st Half:		15-29	51.7%	2nd Half:	8-26	30.8%	Game:	23-55	41.8%	Rebounds	29
3FG % 1st Half:		9-17	52.9%	2nd Half:	3-13	23.1%	Game:	12-30	40.0%	PF	23
FT % 1st Half:		1-2	50.0%	2nd Half:	1-2	75.0%	Game:	13-18	72.2%	TP	24

Ohio State 73 • 9-1

##	Player	Total	3-Ptr	Rebounds	PF	TP	A	T	Bk	Stl	Min
		FG-FGA	FG-FGA	FT-FTA	Off	Def	Total				
24	Andre Wesson	2-8	0-3	0-0	4	5	9	4	4	2	3
25	Kyle Young	4-7	0-1	0-0	1	5	6	8	0	1	1
34	Kaleb Wesson	6-11	1-2	9-10	4	6	10	2	22	4	1
01	Luther Muhammad	4-7	0-1	0-0	0	2	2	8	1	2	1
03	C.J. Jackson	3-5	1-1	3-6	0	8	1	10	6	2	1
02	Musa Jallow	0-0	0-0	0-0	0	0	0	1	0	0	9
04	Duane Washington Jr.	3-8	2-5	0-0	0	2	2	8	2	0	13
23	LeDee Jordan	0-3	0-0	0-0	0	0	0	0	0	0	2
32	Keyshawn Woods	5-9	2-2	1-2	0	2	2	13	2	1	0
Team		0-0	0-0	0-0	0	0	0	0	0	0	0
Totals		27-56	6-15	13-18	0	27	56	73	15	13	3
FG % 1st Half:		17-39	58.6%	2nd Half:	10-27	37.0%	Game:	27-56	48.2%	Rebounds	31
3FG % 1st Half:		3-7	42.9%	2nd Half:	3-8	37.5%	Game:	6-15	40.0%	PF	24
FT % 1st Half:		2-4	50.0%	2nd Half:	1-1	75.0%	Game:	13-18	72.2%	TP	11

Officials: Lewis Garrison,Domnie Eppley,Larry Scrotto
Technical fouls: Bucknell-None,Ohio State-None
Attendance: 14241

Score by periods

Period	1st	2nd	Total
Bucknell	30	31	61
Ohio State	33	40	73

Last FG - BUCK 2nd-00:30, OSU 2nd-05:36
Largest lead - BUCK by 8 2nd-17:19, OSU by 12 1st-04:04
BUCK led for 07:32, OSU led for 31:45, Game was tied for 00:52

Points Per Game: 18.5 (OSU), 16.5 (BUCK)
Rebounds Per Game: 11.5 (OSU), 11.5 (BUCK)
Assists Per Game: 14.5 (OSU), 14.5 (BUCK)

Score tied - 1 time
Lead changed - 4 times



Official Basketball Box Score -- Game Totals -- Final Statistics
Youngstown St. vs Ohio State
12/18/18 7:00 pm at Columbus, Ohio (Value City Arena)



Youngstown St. 56 • 4-9

##	Player	Total	3-Ptr	Rebounds	PF	TP	A	T	Bk	Stl	Min
		FG-FGA	FG-FGA	FT-FTA	Off	Def	Total				
00	Antwan Maxwell	3-6	1-2	0-0	2	4	6	5	7	0	0
21	Noe Anabir	0-1	0-0	0-0	0	2	2	4	0	1	0
33	Naz Bohannon	4-9	3-2	0-0	0	2	2	11	3	0	34
03	Darius Quisenberry	6-12	0-3	5-7	1	1	2	3	17	4	2
32	Garrett Covington	1-5	0-1	0-0	0	0	0	4	2	1	20
01	Altha Taylor	0-0	0-0	0-0	0	0	0	0	0	0	2
02	Jelani Simmons	3-8	3-4	1-2	0	1	1	10	0	0	24
22	Devon Morgan	2-6	0-3	2-2	0	8	6	1	6	2	0
01	Donald Cathcart	0-1	0-0	0-0	0	1	1	0	0	0	9
05	Kendalle Hampton	0-1	0-0	0-0	0	1	2	0	0	0	1
20	Coiff Hampton	0-1	0-0	0-0	0	1	2	0	0	0	11
27	Devin Morgan	1-5	1-4	0-0	0	1	2	0	0	0	1
23	Olamide Pedersen	0-0	0-0	0-0	0	2	2	4	0	2	1
31	Michael Kluskie	0-0	0-0	0-0	0	0	0	0	0	0	3
34	Justin Hofmeyer	0-0	0-0	0-0	0	0	0	0	0	0	1
42	Alex Holcombe	0-1	0-0	0-0	0	0	0	0	0	0	1
50	John Kelly	0-0	0-0	0-0	0	0	0	0	0	0	1
Team		0-0	0-0	0-0	0	0	0	0	0	0	0
Totals		20-55	8-20	8-11	7	23	30	74	56	8	1
FG % 1st Half:		11-33	33.3%	2nd Half:	9-22	40.9%	Game:	20-55	36.4%	Rebounds	20
3FG % 1st Half:		3-11	27.3%	2nd Half:	5-15	33.3%	Game:	8-20	40.0%	PF	23
FT % 1st Half:		0-0	0.0%	2nd Half:	8-11	72.7%	Game:	8-11	72.7%	TP	2

Ohio State 75 • 10-1

##	Player	Total	3-Ptr	Rebounds	PF	TP	A	T	Bk	Stl	Min
		FG-FGA	FG-FGA	FT-FTA	Off	Def	Total				
24	Andre Wesson	2-6	0-2	0-0	2	3	5	1	4	0	1
25	Kyle Young	2-2	0-0	1-2	1	4	5	0	5	1	2
34	Kaleb Wesson	10-14	0-2	11-13	3	4	7	3	3	3	0
01	Luther Muhammad	4-10	2-4	1-2	1	3	4	1	11	2	2
03	C.J. Jackson	3-9	2-5	3-4	0	7	3	11	7	0	1
02	Musa Jallow	0-1	0-1	0-0	0	1	1	0	0	0	13
04	Duane Washington Jr.	2-7	0-2	0-0	1	2	1	4	1	0	24
23	LeDee Jordan	0-0	0-0	0-0	0	0	0	0	0	0	4
14	Lane, Joey	0-0	0-0	0-0	0	0	0	0	0	0	1
05	Chris Smith	0-0	0-0	0-0	0	0	0	0	0	0	5
32	Keyshawn Woods	3-5	1-2	2-2	0	3	3	9	2	0	1
40	Hummer, Danny	0-0	0-0	0-0	0	0	0	0	0	0	1
Team		0-0	0-0	0-0	0	0	0	0	0	0	0
Totals		26-56	5-19	18-23	10	29	39	13	75	17	8
FG % 1st Half:		7-29	24.1%	2nd Half:	19-27	70.4%	Game:	26-56	46.4%	Rebounds	20
3FG % 1st Half:		1-11	9.1%	2nd Half:	4-8	50.0%	Game:	5-19	26.3%	PF	23
FT % 1st Half:		7-10	70.0%	2nd Half:	11-13	84.6%	Game:	18-23	78.3%	TP	2

Officials: Courtney Green,Chris Beaver,Bill Eck
Technical fouls: Youngstown St.-None,Ohio State-None
Attendance: 12637

Game 13

No. 13 Ohio State 82, High Point 64 Dec. 29, 2018, Columbus

COLUMBUS -- The No. 13 Ohio State men's basketball team defeated High Point, 82-64, at Value City Arena. With the win, the Buckeyes improve to 12-1 on the year while the Panthers drop to 6-7. C.J. Jackson led all scorers with 20 points while Kaleb Wesson added 17. Luther Muhammad scored a career-best 15 and Andre Wesson totaled 10 points, nine boards and four assists. Ricky Madison led High Point with 12 points and eight rebounds while Curtis Holland III added 11 points. Ohio State opened the game with an 8-2 lead after a Jackson 3-pointer at the 17:00 mark but High Point responded with a 16-2 run over 5:44 midway through the first half as the Buckeyes went 1-for-9 from the field to take a 22-16 advantage with 7:02 remaining. However, Ohio State used a 13-4 spurt over the final 4:56 to hold a 37-28 lead at the half. Muhammad scored 14 points over the first 20 minutes while Madison led High Point with six. Ohio State turned 12 Panther turnovers into 14 points in the first half. Ohio State started the second half on a 14-4 run, capped off by another Jackson 3-pointer, to push its lead to 51-32 with 16:31 remaining. The Buckeyes would extend their advantage to as many as 26 while the Panthers would get no closer than 15 the rest of the way as Ohio State closed its non-conference schedule with the victory.

Notes:

- Ohio State improves to 2-0 against High Point all-time.
- The Buckeyes are now 16-0 versus teams that currently make up the Big South Conference.
- The Buckeyes shot over 50 percent for the fourth time this season, hitting 55.6 on 30 of 54 from the field.
- The team made 11 of 25 three-point attempts, Luther Muhammad and C.J. Jackson contributing three apiece.
- Ohio State improves to 510-149 when ranked No. 13 in the Associated Press Top 25 and 7-1 on the season when ranked.
- The Buckeyes are now 157-25 (.863) at home since the 2009-10 season, good enough for second nationally behind Kentucky (158).
- Chris Holtmann improves to 3-4 versus High Point all-time, and 1-0 as head coach of the Buckeyes.
- C.J. Jackson cashed in his third 20-plus point game of the season, scoring 20 against High Point.
- He hit three of five three-point attempts and chipped in three assists and two steals.
- Jackson reached 250 career field goals, going 7-for-11 from the floor to give him 253 in total.
- Luther Muhammad scored a career-high 15 points in the contest, putting up 14 in the first half alone.
- Muhammad hit three of five attempts from distance and was 2-for-3 from the free throw line.
- Kaleb Wesson contributed a 17-point effort, hitting two 3-pointers and grabbing four rebounds.
- Wesson has now scored in double figures in 11 of 13 games this season.
- Andre Wesson scored 10 points and came one rebound shy of a double-double, tying his career high in nine.
- Wesson also hit a 3-point shot and dished out four assists in the contest.

Official Basketball Box Score - Game Totals - Final Statistics
High Point vs Ohio State
12/29/18 12:00 pm at Columbus, Ohio (Value City Arena)

High Point 64 • 6-7		Ohio State 82 • 0-0										
Player	Total	3-Ptr	Rebounds			PF	TP	A	T	Bk	Stl	Min
	FG-GA	FG-GA	FT-FTA	Off	Def	TP	PF	A	T	Bk	Stl	Min
25 Ricky Madison	6-10	0-2	0-0	3	5	8	2	12	2	0	0	34
34 Jordan Whitehead	2-4	0-0	2-2	2	2	0	2	3	4	6	0	12
01 Brandon Kamba	1-6	1-2	0-0	3	3	3	3	4	0	0	0	25
05 Curtis Holland III	3-4	1-2	4-4	0	1	2	11	0	1	0	0	18
13 Jahaad Proctor	2-9	0-2	0-2	3	3	2	4	1	0	0	0	28
02 Denny Slay	2-3	0-0	0-0	3	3	2	4	2	0	0	0	10
03 Jamal Wright	1-3	1-1	0-0	0	0	1	3	1	0	1	0	17
04 Tim Cameron	1-4	0-1	2-2	1	2	3	2	4	0	0	1	14
12 Dexter Gooding	1-2	1-2	0-0	1	1	1	3	0	2	0	1	3
22 Rob Peterson III	3-4	0-1	1-2	1	4	5	2	7	1	3	0	12
11 Sam Berlin	0-0	0-0	0-0	0	1	1	0	0	1	0	0	10
35 Caden Sanchez	2-4	0-0	2-2	2	2	2	7	1	1	0	0	17
Team												7
Totals	24-54	4-13	12-16	10	26	36	24	64	11	17	0	7

FG % 1st Half: 13-25 52.0% 2nd Half: 11-29 37.9% Game: 24-54 44.4% Deadball Rebounds 2
3FG % 1st Half: 2-6 33.3% 2nd Half: 2-7 28.6% Game: 4-13 30.8%
FT % 1st Half: 0-0 0.0% 2nd Half: 12-16 75.0% Game: 12-16 75.0%

Ohio State 82 • 0-0		High Point 64 • 6-7										
Player	Total	3-Ptr	Rebounds			PF	TP	A	T	Bk	Stl	Min
	FG-GA	FG-GA	FT-FTA	Off	Def	TP	PF	A	T	Bk	Stl	Min
22 Andre Wesson	3-6	1-3	3-4	5	4	9	2	10	4	1	0	31
04 Kaleb Wesson	7-12	2-5	1-2	0	4	4	17	3	2	0	0	27
01 Luther Muhammad	5-8	3-5	2-3	0	1	1	15	1	1	0	1	26
03 C.J. Jackson	9-11	3-5	3-3	0	1	1	10	2	0	1	2	31
32 Keyshawn Woods	3-4	1-2	0-1	3	3	2	7	4	2	0	0	25
02 Musa Jallow	0-2	0-1	0-0	0	2	4	0	0	0	0	0	8
04 Duane Washington Jr.	2-5	0-1	1-4	0	1	1	5	3	0	0	0	20
10 Ahrens, Justin	0-1	0-1	0-0	0	0	0	0	0	0	0	0	3
14 Lane, Joey	1-1	1-1	0-0	0	0	0	3	0	1	0	0	3
23 LeDee, Jaedon	0-0	0-0	0-2	0	2	2	1	0	1	0	0	3
25 Kyle Young	2-3	0-0	1-3	0	5	0	5	0	2	0	0	20
04 Hummer, Danny	0-1	0-1	0-0	0	1	0	0	0	0	0	0	3
Team												3
Totals	30-54	11-25	11-22	5	22	27	14	82	19	11	3	5

FG % 1st Half: 13-30 43.3% 2nd Half: 17-24 70.8% Game: 30-54 55.6% Deadball Rebounds 4
3FG % 1st Half: 6-15 40.0% 2nd Half: 11-25 44.0% Game: 17-25 68.0%
FT % 1st Half: 5-8 62.5% 2nd Half: 6-14 42.9% Game: 11-22 50.0%

Officials: Michael Kitts, Steve Hornacki, Terry Wynn
Technical Fouls: High Point-None, Ohio State-None.
Attendance: 14,204

Score by periods	1st	2nd	Total
High Point	28	36	64
Ohio State	37	45	82

Last FG: 0:22, OSU 2nd 00:37, OSU 2nd 00:38.
Largest lead: OSU by 6, 1:45 OSU by 12, 2nd 03:57.
OSU led for 0:32, OSU led for 34:35. Game was tied for 01:52.

Game 14

No. 8 Michigan State 86, No. 14 Ohio State 77 Jan. 5, 2019, Columbus

COLUMBUS -- The No. 14 Ohio State men's basketball team fell to No. 8 Michigan State, 86-77 at Value City Arena. With the loss, the Buckeyes fall to 12-2, 2-1 in the Big Ten, while the Spartans improve to 13-2, 3-0 in conference play. Kaleb Wesson led Ohio State with 25 points and eight rebounds while Luther Muhammad scored 12 and C.J. Jackson added 10 points, five rebounds, five assists and four steals. Cassius Winston paced the Spartans with 25 points and five assists while Nick Ward went for 21 points and eight boards. Michigan State opened the game with an early 16-11 advantage after a Matt McQuaid layup with 12:47 left to play in the half but Jackson answered with a 3-pointer and Kyle Young followed with a layup to tie the game at 16-all with 11:14 left to play. The Spartans then held a 29-26 lead after a pair of Ward free throws with 4:24 remaining but the Buckeyes closed the half on a 17-7 spurt to take a 43-36 lead into the break. Ohio State, which turned the ball over just once in the first 20 minutes, was paced offensively by Wesson's 18 points and seven boards in 16 first-half minutes. Ward went for 14 points and six rebounds in the first half. After the Buckeyes held a 50-42 lead with 16:47 left to play, the Spartans used a 9-0 run, capped by an Aaron Henry 3-pointer, over the next 2:05 to take a 51-50 advantage. The Buckeyes scored the next four points to hold a three-point lead but Michigan State made another push, this time a 13-5 spurt, to hold a 64-59 lead with 9:00 left. Ohio State battled back and held a 72-71 advantage after a pair of Keyshawn Woods free throws with 4:39 remaining but the Spartans, who shot 76.5 percent from the field in the second half, closed the contest on a 15-5 spurt to hand the Buckeyes their first Big Ten defeat.

Notes:

- The game was officially a sellout with 18,809 spectators filling Value City Arena.
- The Buckeyes are 61-18 in sellouts at VCA and 53-15 in sellout games against Big Ten Conference foes. The last sellout at VCA was last season when the Buckeyes hosted Iowa (2/10/18).
- Ohio State falls to 20-11 against ranked conference opponents in sold out Value City Arena.
- The Buckeyes are now 68-57 all-time against the Spartans. When facing Michigan State in Columbus, Ohio State falls to 37-23.
- When both the Buckeyes and the opponent are ranked in the Associated Press Top 25, Ohio State is 76-77.
- The Buckeyes turned the ball over just five times. The last time the team recorded five or fewer turnovers was last season at Rutgers (1/14/18) when the team recorded five total turnovers.
- The Buckeyes were 9-9 from the free throw line in the first half. The team finished 16-21 from the line. Michigan State made 30 free throws. The last time an opponent made 25+ free throws was when Purdue made 25 on 31 attempts (1/21/16). The Spartans 37 free throw attempts is the most attempts an opponent has made since Minnesota took 32 last season (12/2/18).
- The last time and Ohio State opponent made 30 full shots was Wisconsin (32-38) Feb. 14, 2004.

Official Basketball Box Score - Game Totals - Final Statistics
Michigan State vs Ohio State
01/05/19 12:00 pm at Columbus, Ohio (Value City Arena)

Michigan St. 86 • 13-2		Ohio State 77 • 12-2										
Player	Total	3-Ptr	Rebounds			PF	TP	A	T	Bk	Stl	Min
	FG-GA	FG-GA	FT-FTA	Off	Def	TP	PF	A	T	Bk	Stl	Min
25 Kenny Golts	1-7	0-1	4-4	1	7	8	6	1	2	1	2	28
44 Nick Ward	5-7	0-0	11-14	2	6	8	21	0	1	3	0	29
00 Kyle Ahrens	4-6	1-3	0-0	2	1	3	1	9	1	0	0	30
05 Cassius Winston	8-12	2-6	7-11	0	2	4	25	5	2	0	1	35
20 Matt McQuaid	3-6	2-4	4-4	1	5	6	4	12	2	0	0	30
03 Foster Loyce	0-1	0-1	0-0	0	1	1	0	1	0	0	0	5
11 Aaron Henry	1-1	0-0	0-0	0	2	2	3	5	1	2	0	14
13 Gabe Brown	0-1	0-1	0-0	0	1	1	0	0	1	0	0	6
33 Xavier Tillman	3-5	0-1	2-2	0	5	2	8	4	2	0	1	23
Team												1
Totals	25-46	6-18	30-37	6	31	37	20	86	14	12	4	2

FG % 1st Half: 12-29 41.4% 2nd Half: 13-17 76.5% Game: 25-46 54.3% Deadball Rebounds 4
3FG % 1st Half: 6-14 42.9% 2nd Half: 2-4 50.0% Game: 6-18 33.3%
FT % 1st Half: 9-11 81.8% 2nd Half: 22-26 84.6% Game: 30-37 81.1%

Ohio State 77 • 12-2		Michigan St. 86 • 13-2										
Player	Total	3-Ptr	Rebounds			PF	TP	A	T	Bk	Stl	Min
	FG-GA	FG-GA	FT-FTA	Off	Def	TP	PF	A	T	Bk	Stl	Min
24 Andre Wesson	3-7	2-5	2-2	3	4	5	10	1	1	0	1	29
34 Kaleb Wesson	6-15	1-2	6-9	3	5	8	25	0	0	0	0	29
01 Luther Muhammad	5-8	1-1	6-8	2	0	2	5	12	2	0	0	27
03 C.J. Jackson	4-10	2-4	0-0	0	5	5	3	10	5	0	4	28
32 Keyshawn Woods	0-5	0-3	2-2	0	0	2	2	4	1	0	0	28
02 Musa Jallow	0-2	0-0	0-0	1	2	0	0	0	0	0	0	0
04 Duane Washington Jr.	4-11	2-7	0-0	0	4	4	2	10	1	2	0	26
10 Ahrens, Justin	0-0	0-0	0-0	0	0	1	0	0	0	0	0	1
14 Lane, Joey	0-0	0-0	0-0	0	0	0	0	0	0	0	0	0+
23 LeDee, Jaedon	0-0	0-0	0-0	0	0	2	0	0	0	0	0	1
25 Kyle Young	4-4	0-0	0-0	0	1	1	8	2	1	0	2	21
Team												0
Totals	27-62	7-24	16-21	8	18	26	26	77	15	5	0	7

FG % 1st Half: 15-34 44.1% 2nd Half: 12-28 42.9% Game: 27-62 43.5% Deadball Rebounds 1
3FG % 1st Half: 6-11 54.5% 2nd Half: 3-13 23.1% Game: 7-24 29.2%
FT % 1st Half: 9-9 100.0% 2nd Half: 7-12 58.3% Game: 16-21 76.2%

Officials: Steve McKinnis, Courtney Green, Terry Ogilvie
Technical Fouls: Michigan St.-None, Ohio State-None.
Attendance: 18,809

Score by periods	1st	2nd	Total
Michigan State	36	50	86
Ohio State	43	34	77

Last FG: 0:22, OSU 2nd 00:37, OSU 2nd 00:38.
Largest lead: OSU by 12, 2nd 00:28, OSU by 9, 2nd 18:54.
OSU led for 19:18, OSU led for 12:19. Game was tied for 08:21.

Game 15

Rutgers 64, No. 16 Ohio State 61 Jan. 9, 2019, Piscataway

PISCATAWAY -- The No. 16 Ohio State men's basketball team dropped a 64-61 contest at Rutgers at Rutgers Athletic Center. With the loss, the Buckeyes fall to 12-3, 2-2 in the Big Ten, while the Scarlet Knights improve to 8-6, 1-3 in conference play. Kaleb Wesson led Ohio State with 18 points and seven rebounds while Luther Muhammad added 13 points and six boards. Montez Mathis led four Scarlet Knights in double figures with 16 points while Geo Baker tacked on 15 points and five boards. After the Buckeyes scored the first four points of the game, Rutgers, aided by two early fouls on Wesson and a hot-shooting Baker, pushed its lead to 11 at 28-17 with 6:02 left in the half. However, Ohio State outscored the Scarlet Knights 13-3 the rest of the half to cut the Rutgers lead to 31-30 at the break. Muhammad led Ohio State with eight points in the first half while Baker scored 13 over the first 20 minutes. Wesson then scored the Buckeyes' first 10 points of the second half to give Ohio State a 40-38 advantage with 15:42 left to play but Rutgers answered with a 10-0 run over the next 4:10 to regain a 48-38 advantage with 11:32 remaining. The Scarlet Knights extended their advantage to 55-45 on a Myles Johnson layup with 9:00 left but the Buckeyes were able to climb back in it, using back-to-back layups from Muhammad and C.J. Jackson to eventually take a 61-58 lead with 2:37 to go. However, Rutgers held the Buckeyes scoreless the rest of the way, using two consecutive Mathis layups to take the lead before Baker hit a fade-away jumper with 13 seconds remaining to make it a 64-61 Rutgers lead. Jackson had a chance at a game-tying 3-pointer from the left wing in the final seconds but it caromed off the rim as the Scarlet Knights picked up the win.

Notes:

- Ohio State falls to 6-3 against the Scarlet Knights all-time. The Buckeyes are now 3-1 when playing at Rutgers.
- When ranked in the Associated Press Top 25, the Buckeyes fall to 2-1 against the Scarlet Knights.
- When down at the half, the Buckeyes are now 4-1 on the season. The team finished the first half on a 11-1 run to bring the game within one point with 20 minutes to play in the game.
- The Buckeyes tied the Scarlet Knights with seven steals in the contest. Ohio State outrebounded Rutgers, 35-34.
- The lead switched seven times in the contest, with Ohio State holding the lead for 6:11.
- Chris Holtmann falls to 2-1 when coaching against Rutgers all-time.
- Kaleb Wesson scored 18 points in the contest for the Buckeyes to record his 13th game scoring in double-figures and eighth earning team-high honors.
- Wesson has now scored 13-plus points in 12-consecutive games.
- Luther Muhammad recorded 13 points for the Buckeyes in the contest. He has recorded 10-plus points in eight games this season, including reaching double figures in four of the last five games.
- Muhammad grabbed a career-high six boards. All six were defensive rebounds, another career-high mark for the freshman.
- The Newark, N.J., native tied his career high of two steals, a mark he has hit five times this season.
- C.J. Jackson netted 10 points for Ohio State, putting his career

Official Basketball Box Score - Game Totals - Final Statistics
Ohio St. vs Rutgers
01/09/19 7:00 pm at

Ohio St. 61 • 13-3		Rutgers 64 • 8-6										
Player	Total	3-Ptr	Rebounds			PF	TP	A	T	Bk	Stl	Min
	FG-GA	FG-GA	FT-FTA	Off	Def	TP	PF	A	T	Bk	Stl	Min
24 Andre Wesson	1-5	0-2	2-4	2	4	6	1	4	2	4	0	1
25 Kyle Young	3-4	0-0	3-3	1	4	4	6	0	1	0	1	23
04 Kaleb Wesson	6											

Game 16

Iowa 72, No. 16 Ohio State 62

Jan. 12, 2019, Iowa City

IOWA CITY -- The No. 16 Ohio State men's basketball team fell to Iowa, 72-62 at Carver-Hawkeye Arena. With the defeat, the Buckeyes drop to 12-4 overall, 2-3 in the Big Ten, while the Hawkeyes improve to 14-3, 3-3 in conference play. Andre Wesson led Ohio State with 13 points while C.J. Jackson chipped in with 10. Luke Garza paced the Hawkeyes with 16 points while Tyler Cook added 15 points and eight boards. Neither team held a lead of more than four points in a back-and-forth first half. The Hawkeyes went up 11-7 after a Cook 3-point play with 14:45 left in the half but Ohio State used a pair of Musa Jallow 3-pointers to go on a 10-2 run over the next 4:32 to take a 17-13 advantage with 10:13 remaining. The teams then exchanged leads before a Justin Ahrens 3-pointer 1:16 before the half gave Ohio State a 26-24 lead heading into the break. Luther Muhammad paced Ohio State with seven points before the half while Ryan Kriener led Iowa with seven. Ohio State extended its lead to 28-24 on a Kyle Young layup with 19:24 remaining but Iowa went on a 13-2 run over the next 3:54, including seven points from Garza, to take a 37-30 advantage with 15:30 left to play. The Hawkeyes then found themselves in the bonus and up 46-39 with 9:21 left to play before scoring their next 10 points from the free-throw line. An Isaiah Moss 3-pointer then a layup by Garza followed to push the Iowa run to 16-6 and make it a 61-45 Iowa lead with 5:14 left. Ohio State used consecutive 3-pointers from Ahrens and Wesson to cut the deficit to 69-61 with 0:39 left to play but that'd be as close as the Buckeyes would get as Iowa came away with the win.

Notes:

- Ohio State falls to 75-78 all-time against Iowa and 49-26 in Iowa City.
- The Buckeyes are 24-13 against the Hawkeyes when ranked in the *Associated Press* Top-25.
- When leading at the half, Ohio State falls to 8-3 on the season.
- The Buckeye bench scored 32 points in the contest. This is the most bench points in seven games for Ohio State and the sixth-highest mark of the season in this category for the team.
- Both the Buckeyes and the Hawkeyes grabbed 37 boards in the contest. This is the first time this season that Ohio State has tied its opponent in rebounds.
- Chris Holtmann is now 2-2 all-time against the Hawkeyes as a head coach.
- Andre Wesson led the Buckeye scoring effort with 13 points in the contest. The game marked the sixth time this season that he has scored in double figures and his second time this season earning team-high boards.
- The junior finished 2-for-3 from 3-point range and added three rebounds, one block and one assist.
- Musa Jallow's eight points before the Buckeyes were his first points in six games. Two of his three made field goals were 3-pointers which he scored on his first two field goal attempts of the contest.
- Jallow grabbed two boards and three steals for Ohio State.
- Justin Ahrens scored a career-high six points in the contest. His two made field goals were 3-pointers, another career-high mark for the freshman. He added a career-high three rebounds.

Official Basketball Box Score - Game Totals - Final Statistics															
Ohio St. vs Iowa															
01/12/19 1:30 pm at															
Ohio St. 62 • 12-3															
##	Player	Total	3-Ptr	Rebounds	PF	TP	A	To	Blk	Stl	Min	FG	FTA		
FG	FGA	FT	FTA	Off	Def	PF	TP	A	To	Blk	Stl	FG	FGA		
24	Andre Wesson	f	6-7	1-2	3-4	3	0	3	4	1	1	1	1	27	
25	Kyle Young	f	3-5	0-1	0-0	1	4	3	6	2	0	0	0	26	
34	Kaleb Wesson	f	1-5	0-2	0-0	3	3	6	4	2	3	5	0	23	
01	Luther Muhammad	g	2-9	1-5	2-2	0	1	1	0	7	2	1	0	28	
32	Keyshawn Woods	g	1-5	0-1	0-0	0	5	5	0	2	0	3	0	18	
02	Musa Jallow	g	3-6	2-3	0-0	2	2	4	1	8	0	2	0	31	
03	C.J. Jackson	g	3-7	3-4	1-2	0	4	4	5	10	3	4	0	22	
04	Duane Washington Jr.	g	1-4	0-2	0-0	1	1	2	2	0	3	0	0	14	
10	Justin Ahrens	g	2-3	2-3	0-0	0	3	3	1	6	0	0	0	10	
23	JaeDon LeDee	g	2-8	0-1	2-3	2	2	3	3	6	0	0	0	19	
Team		1		0		1		0		1		0		200	
Totals		22-59	10-25	8-11	12	25	37	23	6	14	21	1	9	200	
FG % 1st Half:		12-32	37.5%	Game:		22-59	37.3%	Deadball		Rebounds		0			
3FG % 1st Half:		4-11	36.4%	Game:		10-25	40.0%								
FT % 1st Half:		2-3	66.7%	Game:		8-11	72.7%								
Iowa 72 • 13-3															
##	Player	Total	3-Ptr	Rebounds	PF	TP	A	To	Blk	Stl	Min	FG	FGA		
FG	FGA	FT	FTA	Off	Def	PF	TP	A	To	Blk	Stl	FG	FGA		
16	Luka Garza	f	6-7	1-2	3-4	3	0	3	4	1	1	1	1	27	
25	Tyler Cook	c	5-10	0-0	5-9	2	6	8	1	15	0	5	2	30	
03	Jordan Bohannon	g	1-7	1-3	3-4	1	3	4	2	6	2	0	2	34	
04	Isaiah Moss	g	3-7	1-4	2-2	0	1	1	4	9	0	0	1	26	
10	Joe Wieskamp	g	3-7	0-2	4-4	1	6	7	2	10	2	1	2	32	
01	Maiseh Dalley	g	0-1	0-0	0-0	0	2	2	1	0	1	1	0	18	
15	Ryan Kriener	g	5-7	1-1	0-0	1	2	1	1	1	1	1	0	13	
30	Connor McCaffery	g	0-1	0-0	1-2	1	0	1	1	1	0	1	0	14	
21	Nirvanne Raer	g	2-8	0-4	0-0	7	3	0	4	3	1	0	1	16	
Team		3		0		3		0		1		0		200	
Totals		25-55	4-16	18-25	9	25	15	72	15	14	6	11	200		
FG % 1st Half:		10-28	35.7%	Game:		25-55	45.5%	Deadball		Rebounds		0			
3FG % 1st Half:		2-10	20.0%	Game:		2-6	33.3%								
FT % 1st Half:		2-5	40.0%	Game:		18-20	90.0%								
Officials: Kelly Pfiefer, Rob Riley, Paul Szec															
Technical fouls: Ohio St.-None, Iowa-None.															
Attendance: 14,528															
2018-19 Men's Basketball, Round 0, Iowa vs Ohio St., Played at															
Score by periods															
1st	2nd	Total	1st	2nd	Total	1st	2nd	Total	1st	2nd	Total	1st	2nd	Total	
Ohio St.	26	36	62	18	28	46	13	23	36	18	25	43	11	17	
Iowa	24	48	72	13	18	31	18	20	38	14	22	52	9	10	
Last FG - OSU 2nd-00:39, Iowa 2nd-00:52															
Largest lead - OSU by 14:01-03:15, Iowa by 16:25-01:54															
OSU led for 13:04, Iowa led for 24:03, Game was tied for 02:53.															

Game 17

No. 19 Maryland 75, Ohio State 61

Jan. 18, 2019, Columbus

COLUMBUS -- The Ohio State men's basketball team dropped a 75-61 decision to No. 19 Maryland at Value City Arena. C.J. Jackson led Ohio State with 15 points while Duane Washington Jr. added 14 and Kaleb Wesson scored 14. Anthony Cowan led five Terrapins in double figures with a game-high 20 points while Bruno Fernando went for 13 points and 15 boards. Neither team held more than a four-point lead early as the game was tied 28-all with 6:26 left in the first half before Maryland used an 8-0 run, capped by a Fernando 3-point play, over the next 1:47 to take a 38-30 advantage. Ohio State trimmed the lead four after a Washington Jr. 3-pointer made it 42-38 with 36 seconds left in the half but Aaron Wiggins responded with a 3-pointer for Maryland just before the half as the Terrapins took a 45-38 advantage into the break. Washington Jr. paced the Buckeyes with 11 points over the first 20 minutes while Jackson added eight. Fernando, Darryl Morsell and Jalen Smith each scored eight for the Terrapins, who shot 62.5 percent from the field and went 7-for-10 from 3-point range in the first half. Ohio State scored the first six points of the second half on three-straight layups to cut the Terrapin lead to 45-44 with 18:27 remaining but Maryland used five point from Fernando to go on a 10-0 run over the next 3:31 to make it a 55-44 lead with 14:56 left to play. The Buckeyes were able to narrow the deficit to six on two occasion in the final 10 minutes but Maryland pulled away for its seventh-consecutive win.

Notes:

- Ohio State falls to 6-7 in the all-time series against Maryland.
- When Maryland is ranked in the *Associated Press* Top 25, Ohio State is 3-5 against the Terrapins.
- The Buckeyes had three players score in double figures (Jackson (15), Washington Jr. (14), Wesson (11)). Five Terrapins scored in double figures against the Buckeyes. The last time an opponent had five players score in double figures was against Northwestern (1/17/18).
- Ohio State scored 18 points off of turnovers while Maryland recorded just five.
- The Ohio State bench outscored Maryland's bench, 20-15.
- The Buckeyes recorded 14 second chance points and did not give up any to the Terrapins.
- Ohio State forced a season-high 19 turnovers in the contest.
- C.J. Jackson led the Buckeyes with 15 points in the contest. Jackson has reached 100-plus points in 11 of the last 13 games this season.
- With one made 3-pointer in the contest, Jackson has made at least one 3-pointer in all but one game this season and in the last 12 outings.
- Kaleb Wesson recorded 11 points in the contest for his 14th game scoring in double figures this season. In his 50th game for Ohio State, Wesson brought his career total to 608 points.
- Wesson finished with six rebounds, three assists and was 4-for-4 from the free throw line.
- Duane Washington Jr. recorded 14 points in the game. The contest marked the sixth time this season that he has scored in double figures.
- Washington Jr. grabbed a career-high six boards.

Official Basketball Box Score - Game Totals - Final Statistics															
Maryland vs Ohio State															
01/18/19 8:30 pm at Columbus, Ohio (Value City Arena)															
Maryland 75 • 16-3, 7-1 BIG															
##	Player	Total	3-Ptr	Rebounds	PF	TP	A	To	Blk	Stl	Min	FG	FGA		
FG	FGA	FT	FTA	Off	Def	PF	TP	A	To	Blk	Stl	FG	FGA		
22	Bruno Fernando	f	5-6	0-0	3-3	3	12	15	3	13	4	2	1	33	
25	Jalen Smith	g	3-4	1-1	3-3	1	5	6	2	10	0	4	0	30	
01	Anthony Cowan	g	5-13	3-7	7-8	0	4	4	1	20	6	4	0	38	
05	Eric Ayala	g	2-3	2-2	0-0	0	1	2	6	1	1	1	0	20	
11	Darryl Morsell	g	5-9	1-2	0-0	0	2	3	11	1	3	0	2	31	
02	Aaron Wiggins	g	4-7	3-4	0-0	0	3	3	11	0	1	0	1	23	
10	Serrel Smith Jr.	g	1-1	0-0	0	0	0	0	3	1	1	0	0	8	
13	Ivan Bencde	g	0-0	0-0	0	0	0	0	0	3	2	0	0	6	
14	Ricky Lindo Jr.	g	0-0	0-0	1-2	0	1	2	1	0	0	0	0	11	
Team		0		1		1		1		4		0		200	
Totals		25-43	11-17	14-16	4	29	33	15	75	14	19	2	8	200	
FG % 1st Half:		15-24	62.5%	Game:		25-43	58.1%	Deadball		Rebounds		0			
3FG % 1st Half:		7-10	70.0%	Game:		4-7	57.1%								
FT % 1st Half:		9-9	100%	Game:		11-16	68.8%								
Ohio State 61 • 12-5, 2-4 BIG															
##	Player	Total	3-Ptr	Rebounds	PF	TP	A	To	Blk	Stl	Min	FG	FGA		
FG	FGA	FT	FTA	Off	Def	PF	TP	A	To	Blk	Stl	FG	FGA		
24	Andre Wesson	f	1-7	1-4	2-2	2	1	3	4	7	0	1	0	30	
34	Kaleb Wesson	f	3-7	1-3	4-4	3	3	6	3	11	3	1	0	32	
01	Luther Muhammad	g	2-7	0-0	1	2	3	0	2	2	0	0	1	29	
03	C.J. Jackson	g	6-15	1-6	2-2	0	3	3	1	15	3	3	0	38	
04	Isaiah Moss	g	3-8	0-2	0-0	1	1	2	6	1	2	0	0	26	
02	Musa Jallow	g	0-0	0-0	1-1	0	0	0	0	0	0	0	0	3	
04	Duane Washington Jr.	g	5-10	3-7	1-2	1	5	6	14	0	1	0	0	21	
10	Ahrens, Justin	g	0-1	0-1	0-0	0	0	0	0	0	0	0	0	3	
23	LeDee, JaeDon	g	0-4	0-0	0	0	0	0	0	0	0	0	0	10	
25	Kyle Young	g	3-3	0-0	1-1	2	1	3	4	6	0	2	0	14	
Team		0		0		0		0		0		0		200	
Totals		23-59	6-26	9-12	10	16	26	15	61	8	10	0	6	200	
FG % 1st Half:		14-30	46.7%	Game:		23-59	39.0%	Deadball		Rebounds		0			
3FG % 1st Half:		3-13	23.1%	Game:		3-13	23.1%								
FT % 1st Half:		7-10	70.0%	Game:		9-12	75.0%								
Officials: Courtney Green, Lamont Simpson, Terry Wynn															
Technical fouls: Maryland-None, Ohio State-TEAM.															
Attendance: 14,716															
Score by periods															
1st	2nd	Total	1st	2nd	Total	1st	2nd	Total	1st	2nd	Total	1st	2nd	Total	
Ohio State	45	30	75	22	10	32	18	14	32	18	22	40	14	20	
Maryland	28	33	61	13	18	31	15	16	31	10	11	20	11	11	
Last FG - OSU 2nd-00:39, OSU 2nd-02:12															
Largest lead - OSU by 14:22-02:52, OSU by 3:18-18:18															
OSU led for 32:20, OSU led for 02:55, Game was tied for 01:21.															

Game 18

Purdue 79, Ohio State 67

Jan. 23, 2019, Columbus

COLUMBUS -- The Ohio State men's basketball team fell to Purdue, 79-67, at Value City Arena. Andre Wesson led Ohio State with a career-high 22 points while Musa Jallow added 12 and Luther Muhammad chipped in with 10. Carsen Edwards poured in 27 for the Boilermakers while Ryan Cline scored 13 and Trevion Williams added 10. Ohio State took an early 6-0 lead after holding Purdue 0-for-7 from the field before an Aaron Wheeler 3-pointer cut the lead in half at the 15:40 mark. The Buckeyes then extended their lead to 17-8 after a pair of C.J. Jackson free throws with 10:57 left in the half but Purdue used eight Buckeye turnovers to jump-start a 22-1 run over the next 5:40 to take a 30-18 lead with 5:17 to play before heading into the half with a 39-29 advantage. The Buckeyes connected on 47.6 percent (10-for-21) of their shots from the field in the opening half but turned the ball over 13 times in the first 20 minutes. C.J. Jackson and Wesson, who hit a half-court heave as time expired in the half, led Ohio State with seven points apiece while Edwards paced Purdue with 13. Ohio State then hit seven-consecutive shots, including a pair of layups from Wesson and two 3-pointers from Justin Ahrens, early in the second half to go on a 13-3 spurt over 3:09, cutting a 51-37 deficit to 54-50 with 12:30 left to play. The Buckeyes trimmed the lead to 58-56 on a Jallow 3-pointer with 10:15 remaining but a Nojel Eastern 3-point play extended the Purdue advantage to 64-58 with 8:44 left and, although Jallow answered with another 3-pointer the Buckeyes' next trip down the court, Grady Eifert responded with a 3-pointer of his own and Ohio State would get no closer than four the rest of the way.

Notes:

- Ohio State falls to 84-87 against Purdue all-time.
- For the 13th time this season, the Ohio State bench outscored the opponent's. The Buckeye bench recorded 20 points while the Boilermakers' recorded 17.
- Ohio State outshot Purdue from the field, finishing at 52 percent while Purdue finished at 48 percent.
- The Buckeyes forced 18 turnovers in the contest and scored 25 points off of the takeaways.
- Multiple Buckeyes recorded career milestones in the contest. With one made 3-pointer, C.J. Jackson has scored at least one 3-pointer in all but one game this season and in the last 13 outings. Keyshawn Woods passed 3,0

Game 19 Ohio State 70, Nebraska 60 Jan. 26, 2019, Lincoln

LINCOLN -- The Ohio State men's basketball team topped Nebraska, 70-60, at Pinnacle Bank Arena. With the win, the Buckeyes improve to 13-6, 3-5 in the Big Ten, while the Huskers fall to 13-7, 3-6 in conference play. Luther Muhammad led all scorers with a career-best 24 points to go along with six rebounds and three steals while Andre Wesson and C.J. Jackson each added 10. James Palmer Jr. poured in 19 while Glynm Watson Jr. scored 18 for the Huskers. Nebraska used a pair of early Ohio State turnovers to open up an 8-2 lead after a Watson Jr. layup at the 18:04 mark but the Buckeyes scored the next seven to take a 9-8 advantage with 16:07 to play in the opening half. The Huskers then went on an 11-3 spurt over the next 6:17 to regain the lead at 19-12 with 9:50 remaining but Ohio State outscored Nebraska 17-5 the rest of the way to take a 29-24 edge heading into the half. The Buckeyes dominated the boards over the first 20 minutes, holding a 25-12 rebounding edge, while limiting the Huskers to 34.5 percent (10-for-29) from the field. Keyshawn Woods and Wesson led Ohio State with seven points apiece at the half while Palmer Jr. paced Nebraska with eight. The Huskers scored the first five points of the second half to knot the score at 29-all and the teams continued to go back and forth until a pair of Palmer Jr. free throws gave Nebraska a 38-36 lead with 15:35 remaining. However, the Buckeyes used four 3-pointers and limited the Huskers to one field goal over the next 7:39 to go on a 20-5 run and take a 56-43 lead. Nebraska scored the next six on the shoulders of Watson Jr. but a huge 3-pointer from Muhammad at the end of the shot clock pushed the lead back up to 10 at 59-49 with 4:44 left to play. A 3-pointer by Thomas Allen trimmed the Ohio State lead to 62-56 with 1:02 remaining but Muhammad connected on all six of his attempts from the line down the stretch to ice it. For the game, the Buckeyes held a 45-31 advantage on the boards, including 14-7 on the offensive end, and a 14-2 lead in second-chance points.

Notes:

- Ohio State improves to 16-4 in the all-time series with Nebraska. Since the Cornhuskers joined the Big Ten for the 2012 season, Ohio State is now 12-2 against Nebraska.
- The Buckeyes have won six of the last seven meetings against the Cornhuskers.
- The starting five of C.J. Jackson, Musa Jallow, Luther Muhammad, Andre Wesson and Kaleb Wesson is the Buckeyes' seventh unique lineup of the season.
- The Buckeyes grabbed a season-high 45 rebounds in the contest.
- Ohio State outshot Nebraska, with the Buckeyes finishing 41.4 percent and Cornhuskers finishing at 36.2 percent.
- When leading at the half, Ohio State improves to 9-2 on the season.
- Ohio State kept the Nebraska bench to just three points in the contest. The Buckeye bench added 14 to the team's total.
- Chris Holtmann improves to 2-0 when coaching against Nebraska all-time.
- Luther Muhammad scored a career-high 24 points in the contest.
- Muhammad grabbed six boards in the contest, tying his career high.

Official Basketball Box Score - Game Totals - Final Statistics
Ohio St. vs Nebraska
01/26/19 11:00 am at Lincoln, Neb. (Pinnacle Bank Arena)

Ohio St. 70 • 13-6		3-Pr		Rebounds		PF		TP		A TO Blk Stl		Min			
##	Player	FG	FGA	FT	FTA	Off	Def	Totl	PF	TP	A	To	Blk	Stl	Min
24	Andre Wesson	4-9	1-5	1-1	2-2	2	10	12	0	0	0	0	0	0	31
34	Kaleb Wesson	3-8	1-1	0-3	2	9	11	4	7	1	4	0	0	0	25
01	Luther Muhammad	7-12	3-4	7-8	0	6	6	2	24	2	1	0	3	35	
02	Musa Jallow	2-3	1-2	0-0	0	4	4	5	1	1	1	1	1	23	
03	C.J. Jackson	4-9	2-9	0-0	3	1	4	10	4	3	0	2	3	33	
04	Duane Washington Jr.	1-5	0-2	0-0	0	2	2	1	2	0	0	0	0	8	
10	Justin Ahrens	0-2	0-2	0-0	1	2	3	0	0	1	0	0	0	10	
23	Keeshawn Woods	0-2	0-0	3-4	1	2	3	1	3	0	1	0	0	25	
32	Keyshawn Woods	3-8	1-5	2-2	3	6	2	9	0	1	0	2	0	20	
	Team					2	1	3						1	
Totals		24-58	9-27	13-18	14	31	45	14	70	8	13	1	8	200	
FG % 1st Half: 13-31 41.9%		2nd Half: 11-27 40.7%		Game: 24-58 41.4%		Rebounds		3FG % 1st Half: 2-12 16.7%		2nd Half: 7-15 46.7%		Game: 9-27 33.3%		Deadball Rebounds 3	
FT % 1st Half: 1-1 100.0%		2nd Half: 10-12 83.3%		Game: 13-18 72.2%		Rebounds		PF 1st Half: 1-1 100.0%		2nd Half: 10-12 83.3%		Game: 10-12 83.3%		Attendance: 15989	

Nebraska 60 • 13-7

##	Player	FG	FGA	FT	FTA	Off	Def	Totl	PF	TP	A	To	Blk	Stl	Min
14	Isaac Copeland	3-5	2-3	0-0	0	1	1	1	1	0	0	0	0	0	15
15	Isaiah Roby	3-6	1-1	0-0	1	8	9	5	7	3	4	0	0	0	32
00	James Palmer	7-17	3-6	2-3	2	1	3	2	19	4	2	0	0	0	36
05	Glynm Watson Jr.	5-10	1-4	7-7	0	1	2	18	1	1	0	0	0	0	32
12	Thomas Allen	2-11	1-5	0-0	1	3	4	0	5	1	1	3	3	34	
01	Amir Harris	0-0	0-0	0-0	0	0	0	0	0	0	0	0	0	0	
20	Tanner Borchardt	1-3	0-0	1-2	3	5	2	3	1	0	0	0	0	1	25
25	Nana Akenten	0-4	0-0	0-1	1	1	1	0	0	0	0	0	0	1	15
04	Thuriv Thorvthjarnarson	0-0	0-0	0-1	1	2	0	0	0	0	0	0	0	1	
45	Brady Heiman	0-2	0-0	0-0	1	1	1	0	0	0	0	0	0	1	
	Team					0	2	2						0	
Totals		21-58	8-22	10-12	7	24	31	16	60	10	11	1	5	200	
FG % 1st Half: 10-29 34.5%		2nd Half: 11-27 39.5%		Game: 21-58 36.2%		Rebounds		3FG % 1st Half: 4-10 40.0%		2nd Half: 4-12 33.3%		Game: 8-22 36.4%		Deadball Rebounds 1	
FT % 1st Half: 0-0 0.0%		2nd Half: 10-12 83.3%		Game: 10-12 83.3%		Rebounds		PF 1st Half: 0-0 0.0%		2nd Half: 10-12 83.3%		Game: 10-12 83.3%		Attendance: 15989	

Officials: Luke Schuler, Eric Curry, Lamont Simpson
Technical fouls: Ohio St.-None, Nebraska-None.
Attendance: 15989
Actual Attend: 13,493

Score by periods	1st	2nd	Total
Ohio St.	29	41	70
Nebraska	24	36	60

Last FG - OSU 2nd-02:24, NEB 2nd-00:45.
Largest lead - OSU by 12:07, NEB by 7:10-09:50.
OSU led for 24:37, NEB led for 13:57. Game was tied for 0:26.

Score tied - 3 times.
Lead changed - 8 times.

Game 20 No. 5 Michigan 65, Ohio State 49 Jan. 29, 2019, Ann Arbor

ANN ARBOR -- The Ohio State men's basketball fell to No. 5 Michigan, 65-49, at Crisler Center. Kaleb Wesson led Ohio State with 12 points to go along with seven rebounds while C.J. Jackson scored 11 points and pulled down a team-high eight boards. Jordan Poole led four Wolverines in double figures with a game-high 15 points while Zavier Simpson recorded a triple-double with 11 points, 12 assists and 10 rebounds. Wesson opened the game with six points early as the Buckeyes held a 12-6 lead with 14:40 to play in the first half. The Wolverines climbed back even at 19-all after an Isaiah Livers 3-pointer at the 8:10 mark before another 3-pointer from Poole gave Michigan a 22-19 lead on the next possession. The teams continued to exchange buckets with Ohio State holding a 26-25 advantage after a Jackson floater with 2:27 remaining in the half but the Wolverines closed the opening stanza on a 7-0 run to take a 32-26 lead into the break. Wesson and Jackson each poured in nine to lead the Buckeyes over the first 20 minutes. Poole had eight to lead Michigan while Livers and Ignas Brazdeikis each tacked on seven. A Wesson 3-pointer cut the Wolverines lead to 32-29 to start the second half but Michigan followed with a 24-9 run over the next 11 minutes to take a commanding 56-38 advantage with 6:35 left to play. The Buckeyes trimmed the lead to 15 on an Andre Wesson 3-point play on the following possession but that would be as close as Ohio State would get the remainder of the way. Ohio State held a 35-29 advantage on the boards but Michigan forced 19 Buckeye turnovers while committing nine. The Wolverines also connected on 10 3-pointers while holding Ohio State to five.

Notes:

- Ohio State is now 97-78 in the all-time series against Michigan.
- The Buckeyes fall to 15-26 when the Wolverines are ranked in the *Associated Press* Top-25.
- The Buckeyes finished tied to the foule six times without a miss in the contest.
- Ohio State outrebounded Michigan, 34-29.
- Ohio State led Michigan in points from in the paint, 28-22.
- Chris Holtmann falls to 1-3 when coaching against Michigan and at 1-2 at the helm of the Buckeyes.
- Kaleb Wesson led the Buckeyes with 12 points in the contest to make it his 15th game of the season scoring in double figures and eighth earning team-high honors.
- With seven rebounds, Wesson hit the 300 mark for his career.
- Wesson recorded three blocks, one assist and finished 3-for-3 from the free-throw line for Ohio State.
- C.J. Jackson reached 10-plus points for the 15th time this season, scoring 11 for the Buckeyes against the Wolverines. Jackson has reached 10-plus points in 13 of the last 15 games. He also grabbed eight rebounds for the Buckeyes.
- Jackson dished a team-high four assists. He is two assists shy of 300 for his career.
- Andre Wesson recorded his 50th made 3-pointer for his career with one in the contest. Wesson finished with eight points for Ohio State.
- The junior went 3-for-3 from the free-throw line, grabbed two boards, dished out one assist and recorded one block.

Official Basketball Box Score - Game Totals - Final Statistics
Ohio State vs Michigan
01/29/19 9:00 pm at Ann Arbor, Mich. (Crisler Center)

Ohio State 49 • 13-7, 3-6 BIG		3-Pr		Rebounds		PF		TP		A TO Blk Stl		Min			
##	Player	FG	FGA	FT	FTA	Off	Def	Totl	PF	TP	A	To	Blk	Stl	Min
24	Andre Wesson	4-7	2-3	3-3	1	1	2	4	8	1	3	0	0	29	
34	Kaleb Wesson	5-12	2-2	0-0	3	4	7	4	12	1	1	3	0	21	
01	Luther Muhammad	0-5	1-3	0-0	0	4	4	2	3	0	3	0	0	12	
02	Musa Jallow	0-2	0-2	0-0	2	1	3	1	0	0	3	0	0	27	
03	C.J. Jackson	9	4-6	0-1	3-3	1	7	8	11	1	1	4	1	30	
04	Duane Washington Jr.	2-8	1-5	0-0	0	1	1	0	5	2	2	0	0	16	
10	Ahrens, Justin	2-5	0-3	0-0	1	2	0	4	1	0	1	0	0	11	
14	Lane, Jarey	0-0	0-0	0-0	0	1	0	0	0	0	0	0	0	9	
23	LeDee, Jaedon	2-3	0-0	0-0	2	0	2	2	4	1	1	0	0	9	
32	Keyshawn Woods	1-6	0-0	0-0	0	3	3	17	4	2	1	4	0	24	
	Team					1	0	1						1	
Totals		19-52	5-21	6-6	11	24	35	17	49	10	19	4	4	200	
FG % 1st Half: 10-22 45.5%		2nd Half: 9-30 30.0%		Game: 19-52 36.5%		Rebounds		3FG % 1st Half: 3-9 33.3%		2nd Half: 2-12 16.7%		Game: 5-21 23.8%		Deadball Rebounds 1	
FT % 1st Half: 3-3 100.0%		2nd Half: 3-3 100.0%		Game: 6-6 100.0%		Rebounds		PF 1st Half: 3-3 100.0%		2nd Half: 6-6 100.0%		Game: 9-9 100.0%		Attendance: 12701	

Michigan 65 • 20-1, 9-1 BIG

##	Player	FG	FGA	FT	FTA	Off	Def	Totl	PF	TP	A	To	Blk	Stl	Min
12	Ignas Brazdeikis	4-7	2-3	4-4	0	3	2	14	1	3	0	0	0	0	25
15	Jon Teske	1-4	0-0	2-2	2	3	5	2	4	0	0	0	0	0	25
01	Charles Matthews	3-8	1-3	2-2	1	2	3	1	9	1	1	0	1	31	
02	Jordan Poole	5-14	3-12	2-2	0	0	0	15	0	3	1	3	0	38	
03	Zavier Simpson	9	5-13	1-5	0	2	8	10	11	12	1	1	2	36	
09	David DeJullius	0-1	0-0	0-0	0	1	1	0	0	0	0	0	0	1	
04	Isiah Livers	4-6	3-5	1-2	0	4	4	12	0	1	0	3	2	23	
05	Adrien Nunez	0-0	0-0	0-0	0	0	0	0	0	0	0	0	0	1	
11	Collin Castleton	0-1	0-1	0-0	0	0	0	0	0	0	0	0	0	1	
23	Brandon Johns Jr.	0-0	0-0	0-0	1	1	0	0	0	0	0	0	0	3	
51	Austin Davis	0-0	0-0	0-0	0	0	0	0	0	0	0	0	0	1	
55	Elri Brooks	0-0	0-0	0-0	0	0	0	1	0	0	0	0	0	5	
	Team					2	2	2						0	
Totals		22-54	10-27	11-12	8	21	29	14	65	15	9	3	11	200	
FG % 1st Half: 11-26 42.3%		2nd Half: 11-26 42.3%		Game: 22-54 40.7%		Rebounds		3FG % 1st Half: 5-14 35.7%		2nd Half: 5-13 38.5%		Game: 10-27 37.0%		Deadball Rebounds 1	
FT % 1st Half: 5-6 83.3%		2nd Half: 6-6 100.0%		Game: 11-12 91.7%		Rebounds		PF 1st Half: 5-6 83.3%		2nd Half: 6-6 100.0%		Game: 11-12 91.7%		Attendance: 14661	

Officials: Donnie Epley, John Higgins, Bob Keyshawn Woods, Michigan-Zavier Simpson, Jon Teske.
Attendance: 14661

Score by periods	1st	2nd	Total
Ohio State	26	23	49
Michigan	32	33	65

Last FG - OSU 2nd-00:55, UM 2nd-01:43.
Largest lead - OSU by 6:10-14:40, UM by 26-20-43.
OSU led for 12:07, UM led for 26:28. Game was tied for 0:17.

Score tied - 1 times.
Lead changed - 3 times.

Game 21 Ohio State 76, Rutgers 62 Feb. 2, 2019, Columbus

COLUMBUS -- The Ohio State men's basketball defeated Rutgers, 76-62, at Value City Arena. Kaleb Wesson led Ohio State with a game-high 27 points to go along with five assists while C.J. Jackson poured in 20 while pulling down seven boards. Eugene Omoruyi led Rutgers with 19 points, eight rebounds and six assists while Caleb McConnell scored 14 points. After Rutgers opened with an 8-4 lead on an Omoruyi layup less than five minutes into the first half, the Buckeyes' Wesson took over and scored the next eight points to spark an 11-0 Ohio State run to give the Buckeyes a 15-8 edge with 12:17 left to play. Ohio State then pushed its lead to 13 at 37-24 on a Wesson jumper with 1:37 remaining but Rutgers scored the final five points of the half to cut the Buckeye lead to 37-29 at the break. Wesson led Ohio State with 21 points at the half while Luther Muhammad added six. Omoruyi paced the Scarlet Knights with nine while Shaquille Doorson chipped in with five. The Buckeyes did not turn the ball over in the first 20 minutes.

Notes:

- Ohio State moves to 7-3 all-time versus Rutgers.
- At halftime, Ohio State recognized former basketball team captains. Those recognized were Tom Williams (1953), Gene Millard ('57), Jim Laughlin ('58), Dick Furry ('60), Doug McDonald ('63), Bill Hosket ('68), Denny Meadors ('69), Craig Taylor ('76), Kelvin Ransey ('79), Rick Smith ('79), Granville Waiters ('83), Ron Stokes ('84-85), Troy Taylor ('85), Joe Concheck ('85), Tony White ('89), Alex Davis ('93), Jamie Skelton ('93), Rickey Dudley ('94), Doug Etzler ('95), Otis Winston ('97), Neshawn Coleman (98-99), Jason Singleton ('99), Scoonie Penn ('99-00), Michael Redd (2000), Ken Johnson ('01), Brian Brown ('01-02), Velimir Randinovic ('04), Terence Dials ('05-06) and James Sullinger ('06).
- Four players scored in double digits for the Buckeyes including C.J. Jackson (20), Kaleb Wesson (27), Luther Muhammad (12) and Keyshawn Woods (11).
- The Buckeyes scored 22 points off 12 Rutgers turnovers.
- Buckeyes were 13-for-28 (.464) from 3-point range.
- The game marked the second time this season two players have scored 20-plus points, Kaleb Wesson (27) and C.J. Jackson (20), the first time coming versus Purdue-Fort Wayne (11/11/18).
- Chris Holtmann improves to 3-1 against Rutgers in his career.
- Wesson scored 27 points in the contest, leading all scorers, marking the fourth time this season he has eclipsed the 20-point threshold.
- The contest marks the ninth time Wesson has recorded game-high scoring honors.
- Hit a career-high three 3-pointers.
- Dished out a career high of five assists and contributed four rebounds.
- Played a career-high 38 minutes.
- Jackson scored 20 points in the contest, marking the 16th time this season scoring double digits.
- The game marked the fourth time this season Jackson has scored 20-plus points in a game.
- With seven rebounds, Jackson hit the 300 mark for his career. Jackson now has 302 rebounds in his career.
- Jackson dished out three assists for the game, hitting the 300 mark in his career.



BY CLASS

Graduate (1)

Keyshawn Woods

Seniors (2)

C.J. Jackson
Joey Lane

Juniors (3)

Danny Hummer
CJ Walker
Andre Wesson

Sophomores (3)

Musa Jallow
Kaleb Wesson
Kyle Young

Freshmen (5)

Justin Ahrens
Harrison Hookfin
Jaedon LeDee
Luther Muhammad
Duane Washington Jr.

**BY STATE/
COUNTRY**

Ohio (6)

Justin Ahrens
Harrison Hookfin
Danny Hummer
Andre Wesson
Kaleb Wesson
Kyle Young

California (1)

Duane Washington Jr.

Illinois (1)

Joey Lane

Indiana (2)

Musa Jallow
CJ Walker

New Jersey (1)

Luther Muhammad

North Carolina (2)

C.J. Jackson
Keyshawn Woods

Texas (1)

Jaedon LeDee

NUMERICAL ROSTER

No.	Name	Pos.	Ht.	Wt.	Cl.	Hometown	H.S./Last School
1	Luther Muhammad	G	6-3	185	Fr.	Newark, N.J.	Hudson Catholic
2	Musa Jallow*	G	6-5	200	So.	Bloomington, Ind.	North
3	C.J. Jackson**	G	6-1	175	Sr.	Charlotte, N.C.	Eastern Florida State
4	Duane Washington Jr.	G	6-3	190	Fr.	Grand Rapids, Mich.	Sierra Canyon
10	Justin Ahrens	F	6-5	180	Fr.	Versailles, Ohio	Versailles
13	CJ Walker	G	6-1	195	Jr.	Indianapolis, Ind.	Florida State
14	Joey Lane***	G	6-1	180	Sr.	Deerfield, Ill.	Deerfield
23	Jaedon LeDee	F	6-9	230	Fr.	Houston, Texas	The Kinkaid School
24	Andre Wesson**	F	6-6	220	Jr.	Westerville, Ohio	South
25	Kyle Young*	F	6-8	205	So.	Canton, Ohio	Jackson
32	Keyshawn Woods	G	6-3	205	Gr.	Gastonia, N.C.	Wake Forest
34	Kaleb Wesson*	F	6-9	270	So.	Westerville, Ohio	South
40	Danny Hummer	G	6-0	175	R-Jr.	Upper Arlington, Ohio	Air Force Academy
42	Harrison Hookfin	F	6-5	220	Fr.	Lebanon, Ohio	Lebanon

ALPHABETICAL ROSTER

No.	Name	Pos.	Ht.	Wt.	Cl.	Hometown	H.S./Last School
10	Justin Ahrens	F	6-5	180	Fr.	Versailles, Ohio	Versailles
42	Harrison Hookfin	F	6-5	220	Fr.	Lebanon, Ohio	Lebanon
40	Danny Hummer	G	6-0	175	R-Jr.	Upper Arlington, Ohio	Air Force Academy
3	C.J. Jackson**	G	6-1	175	Sr.	Charlotte, N.C.	Eastern Florida State
2	Musa Jallow*	G	6-5	200	So.	Bloomington, Ind.	North
14	Joey Lane***	G	6-1	180	Sr.	Deerfield, Ill.	Deerfield
23	Jaedon LeDee	F	6-9	230	Fr.	Houston, Texas	The Kinkaid School
1	Luther Muhammad	G	6-3	185	Fr.	Newark, N.J.	Hudson Catholic
13	CJ Walker	G	6-1	195	Jr.	Indianapolis, Ind.	Florida State
4	Duane Washington Jr.	G	6-3	190	Fr.	Grand Rapids, Mich.	Sierra Canyon
24	Andre Wesson**	F	6-6	220	Jr.	Westerville, Ohio	South
34	Kaleb Wesson*	F	6-9	270	So.	Westerville, Ohio	South
32	Keyshawn Woods	G	6-3	205	Gr.	Gastonia, N.C.	Wake Forest
25	Kyle Young*	F	6-8	205	So.	Canton, Ohio	Jackson

*Letters earned

COACHES AND STAFF

Chris Holtmann, Head Coach
 Ryan Pedon, Assistant Coach
 Mike Schrage, Assistant Coach
 Terry Johnson, Assistant Coach
 Scoonie Penn, Director of Player Development
 David Egelhoff, Director of Basketball Operations
 Mike Netti, Special Assistant to the Head Coach
 Jeff Deits, Athletic Trainer
 Quadrian Banks, Strength and Conditioning Coach
 Kyle Davis, Video Coordinator
 Andrew Dakich, Student Assistant Coach
 Greg Oden, Student Assistant Coach

PRONUNCIATION GUIDE

Players

Justin Ahrens ARNS
 Musa Jallow MOOSE-uh J AHL-oh
 Jaedon LeDee JAY-den luh-DEE

Coaches

Quadrian Banks KWAY-dree-un
 Mike Schrage SHRAW-gee

MAJORS

Justin Ahrens Exploration
 Harrison Hookfin Biology
 Danny Hummer Economics
 C.J. Jackson Sport Industry
 Musa Jallow Exercise Science
 Joey Lane Business
 Jaedon LeDee Sport Industry
 Luther Muhammad Exploration
 CJ Walker Exploration
 Duane Washington Jr. Exploration
 Andre Wesson Economics
 Kaleb Wesson Sport Industry
 Keyshawn Woods Leadership and Coaching Master's Prog.
 Kyle Young Sport Industry

PLAYERS BY HEIGHT

Jaedon LeDee, Kaleb Wesson 6-9
 Kyle Young 6-8
 Andre Wesson 6-6
 Justin Ahrens, Harrison Hookfin, Musa Jallow 6-5
 Luther Muhammad, Duane Washington Jr 6-3
 Keyshawn Woods
 C.J. Jackson, Joey Lane, CJ Walker 6-1
 Danny Hummer 6-0

RADIO-TV ROSTER



Chris Holtmann
Head Coach
Taylor, 1994
(Second Year, 2017-Present)



Ryan Pedon
Assistant Coach
Wooster, 2000
(Second Year, 2017-Present)



Mike Schrage
Assistant Coach
Indiana, 1998
(Second Year, 2017-Present)



Terry Johnson
Assistant Coach
IPFW, 1998
(Second Year, 2017-Present)



Scoonie Penn
Dir. of Player Development
Ohio State, 2001
(Second Year, 2017-Present)



David Egelhoff
Dir. of Basketball Operations
Ohio State, 2001
(17th Year, 2003-present)



1 Luther Muhammad
G, 6-3, 185, Fr.
Newark, N.J.
Hudson Catholic



2 Musa Jallow
G, 6-5, 200, So.
Bloomington, Ind.
North



3 C.J. Jackson
G, 6-1, 175, Sr.
Charlotte, N.C.
Eastern Florida State CC



4 Duane Washington Jr.
G, 6-3, 190, Fr.
Grand Rapids, Mich.
Sierra Canyon (Calif.)



10 Justin Ahrens
F, 6-5, 180, Fr.
Versailles, Ohio
Versailles



13 CJ Walker
G, 6-1, 195, Jr.
Indianapolis, Ind.
Florida State



14 Joey Lane
G, 6-1, 180, Sr.
Deerfield, Ill.
Deerfield



23 Jaedon LeDee
F, 6-9, 230, Fr.
Houston, Texas
The Kinkaid School



24 Andre Wesson
F, 6-6, 220, Jr.
Westerville, Ohio
South



25 Kyle Young
F, 6-8, 205, So.
Canton, Ohio
Jackson



32 Keyshawn Woods
G, 6-3, 205, Gr.
Gastonia, N.C.
Wake Forest



34 Kaleb Wesson
F, 6-9, 270, So.
Westerville, Ohio
South



40 Danny Hummer
G, 6-0, 175, R-Jr.
Upper Arlington, Ohio
Air Force Academy



Quadrian Banks
Strength & Conditioning
Texas, 2003
Second Year



Mike Netti
Special Asst. to HC
Syracuse, 2002
Second Year



Jeff Deits
Team Athletic Trainer
Northern Colorado, 2007
Second Year



Dr. Grant Jones
Team Orthopedist
Denison, 1988
22nd Year



Kyle Davis
Video Coordinator
Ohio State, 2013
Third Year



#32 KEYSHAWN WOODS

Guard • 6-3 • 205 • Graduate
 Gastonia, N.C. (Wake Forest) • Leadership and Coaching Master's

AS A GRADUATE (2018-19)

- Went for four points, two rebounds and a team-high five assists at Cincinnati (11/7)
- Scored seven points vs. Purdue Fort Wayne (11/11)
- Totaled 19 points and four assists at Creighton (11/15)
- Went for 14 points, four rebounds and four assists in first start in a Buckeye uniform against Samford (11/20)
- Scored 18 points and pulled down four rebounds vs. Illinois (12/5)
- Scored 13 points vs. Bucknell (12/15)
- Went for six points and a career-high 10 assists against UCLA (12/22)
- Tallied nine points and six boards at Nebraska (1/26)
- Went for 11 points, four rebounds and six assists against Rutgers (2/2)

2018-19 GAME-BY-GAME STATS

Opponent	Min	FG	3FG	FT	O-D-R	PF	A	TO	B	S	Pts
at Cincinnati	27	2-7	0-3	0-1	0-2-2	4	5	2	0	1	4
Purdue Ft. Wayne	24	2-7	1-3	2-2	1-3-4	1	2	0	0	1	7
at Creighton	32	7-13	3-5	2-2	1-2-3	0	4	0	0	0	19
SCSU	14	0-2	0-1	0-0	0-2-2	1	4	1	0	0	0
Samford	37	5-8	1-4	3-3	1-3-4	3	4	1	1	0	14
Cleveland St.	18	3-5	0-0	0-0	0-3-3	2	1	0	0	2	6
Syracuse	26	2-4	2-4	0-0	0-3-3	3	2	0	0	1	6
Minnesota	29	0-5	0-0	0-0	1-4-5	3	2	3	0	1	0
vs. Illinois	32	6-10	1-3	5-5	1-3-4	3	2	3	1	0	18
Bucknell	27	5-9	2-2	1-2	0-2-2	2	2	1	0	0	13
Youngstown St.	29	3-5	1-2	2-2	0-3-3	1	2	0	0	1	9
vs. UCLA	35	3-11	0-4	0-1	0-4-4	4	10	0	0	1	6
High Point	25	3-4	1-2	0-1	0-3-3	2	4	2	0	0	7
Michigan St.	28	0-5	0-3	2-2	0-0-0	2	4	1	0	0	2
at Rutgers	28	2-5	1-3	0-0	0-1-1	4	2	1	0	0	5
at Iowa	18	1-5	0-1	0-0	0-5-5	0	0	3	0	0	2
Maryland	26	3-8	0-2	0-0	1-1-2	2	1	2	0	0	6
Purdue	17	0-1	0-0	2-2	0-0-0	2	2	1	0	0	2
at Nebraska	25	3-8	1-5	2-2	3-3-6	2	0	1	0	2	9
at Michigan	24	1-6	0-3	0-0	0-3-3	3	1	4	0	1	2
Rutgers	30	4-7	2-4	1-2	0-4-4	1	3	0	0	1	11

CAREER HIGHS

Points	25, vs. Georgia Southern (11/10/17)
Rebounds	8, vs. Boston College (1/3/17)
Assists	10, vs. UCLA (12/22/18)
Blocks	1 (4x), last vs. Illinois (12/5/18)
Steals	3 (3x), last at Charlotte (12/5/17)
Minutes	44, at UAB (1/22/15)
FGs	9, vs. Army (12/8/17)
FGA	15, vs. Liberty (11/14/17)
3FGs	5 (2x), last vs. NC State (2/11/17)
3FGA	8 (2x), last vs. Georgia Southern (11/10/17)
FTs	6 (2x), last vs. Tennessee (12/23/17)
FTA	7, at Richmond (12/3/16)
Off. Reb.	3 (2x), last at Nebraska (1/26/19)
Def. Reb.	6 (2x), last at Duke (1/13/18)

SEASON HIGHS

Points	19, at Creighton (11/15/18)
Rebounds	6, at Nebraska (1/26/19)
Assists	10, vs. UCLA (12/22/18)
Blocks	1 (2x), last vs. Illinois (12/5/18)
Steals	2 (2x), last at Nebraska (1/26/19)
Minutes	37, vs. Samford (11/20/18)
FGs	7, at Creighton (11/15/18)
FGA	13, at Creighton (11/15/18)
3FGs	3, at Creighton (11/15/18)
3FGA	5 (2x), last at Nebraska (1/26/19)
FTs	5, vs. Illinois (12/5/18)
FTA	5, vs. Illinois (12/5/18)
Off. Reb.	3, at Nebraska (1/26/19)
Def. Reb.	5, at Iowa (1/12/19)



CAREER STATISTICS *AT CHARLOTTE #AT WAKE FOREST

Year	GP	GS	Min	Avg	3-Point			F-Throw			Rebounds			PF	FO	Ast	TO	Blk	Stl	Pts	Avg				
					FG	FGA	Pct	FG	FGA	Pct	FT	FTA	Pct									Off	Def	Tot	Avg
2014-15*	32	3	813	25.4	103	211	.488	41	88	.466	23	34	.676	14	61	75	2.3	58	0	39	39	3	17	270	8.4
2016-17#	33	22	1007	30.5	151	305	.495	49	112	.438	62	82	.756	23	116	139	4.2	87	1	116	57	0	18	413	12.5
2017-18#	28	5	719	25.7	118	269	.439	37	99	.374	60	71	.845	15	55	70	2.5	52	0	53	45	0	22	333	11.9
2018-19	21	7	551	26.2	55	135	.407	16	54	.296	22	27	.815	9	54	63	3.0	45	0	57	26	2	12	148	7.0
TOTAL	114	37	3090	27.1	427	920	.464	143	353	.405	167	214	.780	61	286	347	3.0	242	1	265	167	5	69	1164	10.2

BIG TEN CAREER STATISTICS

Year	GP	GS	Min	Avg	3-Point			F-Throw			Rebounds			PF	FO	Ast	TO	Blk	Stl	Pts	Avg				
					FG	FGA	Pct	FG	FGA	Pct	FT	FTA	Pct									Off	Def	Tot	Avg
2018-19	10	4	257	25.7	20	60	.333	5	24	.208	12	13	.923	6	24	30	3.0	22	0	17	19	1	5	57	5.7
TOTAL	10	4	257	25.7	20	60	.333	5	24	.208	12	13	.923	6	24	30	3.0	22	0	17	19	1	5	57	5.7

POSTSEASON CAREER STATISTICS

Year	GP	GS	Min	Avg	3-Point			F-Throw			Rebounds			PF	FO	Ast	TO	Blk	Stl	Pts	Avg				
					FG	FGA	Pct	FG	FGA	Pct	FT	FTA	Pct									Off	Def	Tot	Avg
CUSA	1	0	22	22.0	2	3	.667	0	0	.000	0	0	.000	0	3	3	3.0	2	0	1	0	0	0	4	4.0
ACC	3	2	92	30.6	11	28	.393	2	12	.167	7	9	.778	0	6	6	2.0	5	0	8	6	0	2	31	10.3
NCAA	1	1	34	34.0	2	8	.250	0	5	.000	0	0	.000	0	1	1	1.0	5	1	3	2	0	0	4	4.0
TOTAL	5	3	148	49.3	15	39	.385	2	17	.118	7	9	.778	0	10	10	2.0	12	1	12	8	0	2	39	7.8



#3 C.J. JACKSON

Guard • 6-1 • 175 • Senior

Charlotte, N.C. (Eastern Florida State CC) • Sport Industry

AS A SENIOR (2018-19)

- Scored 13 points at Cincinnati (11/7)
- Went for a career-high 25 points to go along with six rebounds and five assists vs. Purdue Fort Wayne (11/11)
- Tallied eight points and tied career-high nine rebounds vs. Samford (11/20)
- Went for 17 points and four rebounds against Cleveland State (11/23)
- Totaled 19 points and four rebounds vs. Syracuse (11/28)
- Went for 11 points, five rebounds and four assists against Minnesota (12/2)
- Totaled eight points and five assists vs. Illinois (12/5)
- Went for 10 points, eight rebounds and six assists against Bucknell (12/15)
- Totaled 11 points, seven rebounds and seven assists against Youngstown State (12/18)
- Scored a game-high 22 points, including 20 after half-time, to go along with seven rebounds and six assists against UCLA (12/22)
- Scored 20 points vs. High Point (12/29)
- Went for 10 points, five rebounds, five assists and four steals against Michigan State (1/5)
- Scored 10 points at Rutgers (1/9)
- Poured in 10 points at Iowa (1/12)
- Went for 15 points and four steals vs. Maryland (1/18)
- Talled 10 points, four rebounds and four assists at Nebraska (1/26)
- Went for 11 points, eight rebounds and four assists at Michigan (1/29)
- Totaled 20 points, seven rebounds and three assists against Rutgers (2/2)

2018-19 GAME-BY-GAME STATS

Opponent	Min	FG	3FG	FT	O-D-R	PF	A	TO	B	S	Pts
at Cincinnati	33	3-10	2-7	5-6	0-0-0	1	1	2	0	0	13
Purdue Ft. Wayne	30	8-11	4-7	5-6	0-6-6	2	5	2	0	0	25
at Creighton	29	2-9	1-4	1-2	0-4-4	3	4	5	1	1	6
SCSU	20	2-6	1-4	2-2	0-0-0	2	1	0	0	1	7
Samford	30	2-11	0-5	4-5	0-9-9	1	3	3	0	1	8
Cleveland St.	26	7-10	3-4	0-0	1-3-4	2	3	2	0	0	17
Syracuse	36	4-14	2-8	9-12	0-4-4	1	2	2	0	1	19
Minnesota	33	3-8	2-3	3-4	1-4-5	3	4	2	0	1	11
vs. Illinois	19	2-7	2-3	2-2	0-1-1	1	5	4	1	1	8
Bucknell	34	3-5	1-1	3-6	0-8-8	1	6	2	1	0	10
Youngstown St.	33	3-9	2-5	3-4	0-7-7	3	7	0	0	1	11
vs. UCLA	31	7-16	3-7	5-5	0-7-7	3	6	3	0	0	22
High Point	31	7-11	3-5	3-3	0-1-1	0	3	4	1	2	20
Michigan St.	28	4-10	2-4	0-0	0-5-5	3	5	0	0	4	10
at Rutgers	35	4-13	2-9	0-0	1-2-3	3	4	1	0	2	10
at Iowa	22	3-7	3-4	1-2	0-4-4	5	3	4	0	1	10
Maryland	38	6-15	1-6	2-2	0-3-3	1	2	3	0	4	15
Purdue	34	2-7	1-3	2-2	0-1-1	2	3	5	0	1	7
at Nebraska	33	4-9	2-6	0-0	3-1-4	2	4	3	0	2	10
at Michigan	30	4-6	0-1	3-3	1-7-8	1	4	1	0	1	11
Rutgers	35	8-14	4-7	0-1	1-6-7	2	3	1	0	1	20

CAREER HIGHS

Points.....	25, vs. Purdue Fort Wayne (11/11/18)
Rebounds.....	9 (2x), last vs. Samford (11/20/18)
Assists.....	9 (2x), last vs. Texas Southern (11/16/17)
Blocks.....	1 (several), last vs. High Point (12/29/18)
Steals.....	4 (3x), last vs. Maryland (1/18/19)
Minutes.....	44, at Indiana (2/23/18)
FGs.....	8 (4x), last vs. Rutgers (2/2/19)
FGA.....	19, vs. South Dakota State (3/15/18)
3FGs.....	5, vs. Indiana (3/4/17)
3FGA.....	9 (3x), last at Rutgers (1/9/19)
FTs.....	9, vs. Syracuse (11/28/18)
FTA.....	12, vs. Syracuse (11/28/18)
Off. Reb.....	3 (2x), last at Nebraska (1/26/19)
Def. Reb.....	9, vs. Samford (11/20/18)

SEASON HIGHS

Points.....	25, vs. Purdue Fort Wayne (11/11/18)
Rebounds.....	9, vs. Samford (11/20/18)
Assists.....	7, vs. Youngstown State (12/18/18)
Blocks.....	1 (4x), last vs. High Point (12/29/18)
Steals.....	4 (2x), last vs. Maryland (1/18/19)
Minutes.....	38, vs. Maryland (1/18/19)
FGs.....	8 (2x), last vs. Rutgers (2/2/19)
FGA.....	16, vs. UCLA (12/22/18)
3FGs.....	4 (2x), last vs. Rutgers (2/2/19)
3FGA.....	9, at Rutgers (1/9/19)
FTs.....	9, vs. Syracuse (11/28/18)
FTA.....	12, vs. Syracuse (11/28/18)
Off. Reb.....	3, at Nebraska (1/26/19)
Def. Reb.....	9, vs. Samford (11/20/18)



CAREER STATISTICS

Year	GP	GS	Min	Avg	FG	FGA	Pct	3-Point			F-Throw			Rebounds			PF	FO	Ast	TO	Blk	Stl	Pts	Avg	
								FG	FGA	Pct	FT	FTA	Pct	Off	Def	Tot									
2016-17	32	9	611	19.1	58	147	.395	26	81	.321	37	55	.673	13	66	79	2.5	52	0	92	42	0	27	179	5.6
2017-18	34	31	1037	30.5	142	341	.416	64	169	.379	80	101	.792	17	115	132	3.9	72	1	131	73	7	34	428	12.6
2018-19	21	20	640	30.5	88	208	.423	41	103	.398	53	67	.791	8	83	91	4.3	42	1	78	49	4	25	270	12.9
TOTAL	87	60	2288	26.3	288	696	.414	131	353	.371	170	223	.762	38	264	302	3.5	166	2	301	164	11	86	877	10.1

BIG TEN CAREER STATISTICS

Year	GP	GS	Min	Avg	FG	FGA	Pct	3-Point			F-Throw			Rebounds			PF	FO	Ast	TO	Blk	Stl	Pts	Avg	
								FG	FGA	Pct	FT	FTA	Pct	Off	Def	Tot									
2016-17	18	8	389	21.6	39	95	.411	18	51	.353	24	34	.706	10	44	54	3.0	38	0	38	22	0	14	120	6.7
2017-18	18	15	544	30.2	71	173	.410	30	86	.349	36	45	.800	10	54	64	3.6	39	0	59	30	3	17	208	11.6
2018-19	10	9	307	30.7	40	96	.417	19	46	.413	13	16	.813	7	34	41	4.1	23	1	37	24	1	18	112	11.2
TOTAL	46	32	1240	27.0	150	364	.412	67	183	.366	73	95	.768	27	132	159	3.5	100	1	134	76	4	49	440	9.6

POSTSEASON CAREER STATISTICS

Year	GP	GS	Min	Avg	FG	FGA	Pct	3-Point			F-Throw			Rebounds			PF	FO	Ast	TO	Blk	Stl	Pts	Avg	
								FG	FGA	Pct	FT	FTA	Pct	Off	Def	Tot									
BIG TEN	2	2	65	32.5	5	15	.333	4	11	.364	3	4	.750	1	5	6	3.0	1	0	12	3	0	1	17	8.5
NCAA	2	2	66	33.0	12	31	.387	6	16	.375	8	13	.615	1	11	12	6.0	3	0	7	4	0	1	39	19.0
TOTAL	4	4	131	32.8	17	46	.370	10	27	.370	11	17	.647	2	16	18	4.5	4	0	19	7	0	2	56	14.0



#14 JOEY LANE

Guard • 6-1 • 180 • Senior
Deerfield, Ill. (Deerfield) • Business

AS A SENIOR (2018-19)

- Went for five points and a career-high three assists against Purdue Fort Wayne (11/11)
- Tallied three points, two assists and two steals against Cleveland State (11/23)
- Connected on a 3-pointer against High Point (12/29)

2018-19 GAME-BY-GAME STATS

Opponent	Min	FG	3FG	FT	O-D-R	PF	A	TO	B	S	Pts
at Cincinnati	DNP										
Purdue Ft. Wayne	6	2-2	1-1	0-0	0-2-2	0	3	0	0	0	5
at Creighton	DNP										
SCSU	4	0-0	0-0	0-0	0-0-0	1	1	1	0	0	0
Samford	DNP										
Cleveland St.	6	1-1	1-1	0-0	0-1-1	1	2	1	0	2	3
Syracuse	DNP										
Minnesota	3	0-1	0-1	0-0	0-2-2	0	0	0	0	0	0
vs. Illinois	2	0-0	0-0	0-0	0-0-0	0	0	0	0	0	0
Bucknell	DNP										
Youngstown St.	1	0-0	0-0	0-0	0-0-0	0	0	0	0	0	0
vs. UCLA	DNP										
High Point	3	1-1	1-1	0-0	0-0-0	0	0	1	0	0	3
Michigan St.	1	0-0	0-0	0-0	0-0-0	0	0	0	0	0	0
at Rutgers	DNP										
at Iowa	DNP										
Maryland	DNP										
Purdue	DNP										
at Nebraska	DNP										
at Michigan	1	0-0	0-0	0-0	0-1-1	0	0	0	0	0	0
Rutgers	DNP										



CAREER HIGHS

Points	6, vs. Jackson St. (11/23/16)
Rebounds	3, vs. The Citadel (12/19/17)
Assists	3, vs. Purdue Fort Wayne (11/11/18)
Blocks	-
Steals	2, vs. Cleveland State (11/23/18)
Minutes	6 (2x), last vs. Cleveland State (11/23/18)
FGs	2 (2x), last vs. Purdue Fort Wayne (11/11/18)
FGA	3, vs. William & Mary (12/9/17)
3FGs	2, vs. Jackson St. (11/23/16)
3FGA	2 (4x), last vs. The Citadel (12/19/17)
FTs	2, vs. The Citadel (12/19/17)
FTA	2 (4x), last vs. The Citadel (12/19/17)
Off. Reb.	-
Def. Reb.	3, vs. The Citadel (12/19/17)

SEASON HIGHS

Points	5, vs. Purdue Fort Wayne (11/11/18)
Rebounds	2 (2x), last vs. Minnesota (12/2/18)
Assists	3, vs. Purdue Fort Wayne (11/11/18)
Blocks	-
Steals	2, vs. Cleveland State (11/23/18)
Minutes	6 (2x), last vs. Cleveland State (11/23/18)
FGs	2, vs. Purdue Fort Wayne (11/11/18)
FGA	2, vs. Purdue Fort Wayne (11/11/18)
3FGs	1 (3x), last vs. High Point (12/29/18)
3FGA	1 (4x), last vs. High Point (12/29/18)
FTs	-
FTA	-
Off. Reb.	-
Def. Reb.	2 (2x), last vs. Minnesota (12/2/18)

CAREER STATISTICS

Year	GP	GS	Min	Avg	FG	FGA	Pct	3-Point			F-Throw			Rebounds			PF	FO	Ast	TO	Blk	Stl	Pts	Avg	
								FG	FGA	Pct	FT	FTA	Pct	Off	Def	Tot									Avg
2015-16	7	0	11	1.6	1	7	.143	1	7	.143	1	2	.500	0	0	0	0.0	2	0	0	0	0	4	0.6	
2016-17	4	0	12	3.0	2	5	.400	2	4	.500	1	2	.500	0	2	2	0.5	0	0	0	2	0	1	7	1.8
2017-18	10	0	27	2.7	3	11	.273	2	7	.286	3	4	.750	0	4	4	0.4	4	0	2	2	0	1	11	1.1
2018-19	9	0	26	2.9	4	5	.800	3	4	.750	0	0	.000	0	6	6	0.7	2	0	6	3	0	2	11	1.2
TOTAL	30	0	76	2.5	10	28	.357	8	22	.364	5	8	.625	0	12	12	0.4	8	0	8	7	0	4	33	1.1

BIG TEN CAREER STATISTICS

Year	GP	GS	Min	Avg	FG	FGA	Pct	3-Point			F-Throw			Rebounds			PF	FO	Ast	TO	Blk	Stl	Pts	Avg	
								FG	FGA	Pct	FT	FTA	Pct	Off	Def	Tot									Avg
2015-16	3	0	3	1.0	0	2	.000	0	2	.000	0	0	.000	0	0	0	0.0	1	0	0	0	0	0	0.0	
2017-18	4	0	10	2.5	3	5	.600	2	3	.667	0	0	.000	0	1	1	0.3	2	0	1	2	0	0	8	2.0
2018-19	4	0	6	1.5	0	1	.000	0	1	.000	0	0	.000	0	3	3	0.8	0	0	0	0	0	0	0.0	
TOTAL	11	0	19	1.7	3	8	.375	2	6	.333	0	0	.000	0	4	4	0.4	3	0	1	2	0	0	8	0.7



#40 DANNY HUMMER

Guard • 6-0 • 175 • Redshirt Junior
Upper Arlington, Ohio (Upper Arlington) • Economics

AS A REDSHIRT JUNIOR (2018-19)

- Tallied an assist in five minutes off the bench against Purdue Fort Wayne (11/1)
- Scored first points in a Buckeye uniform vs. Minnesota (12/2)

2018-19 GAME-BY-GAME STATS

Opponent	Min	FG	3FG	FT	O-D-R	PF	A	TO	B	S	Pts
at Cincinnati	DNP										
Purdue Ft. Wayne	5	0-0	0-0	0-0	0-0-0	2	1	0	0	1	0
at Creighton	DNP										
SCSU	4	0-0	0-0	0-0	0-0-0	0	0	2	0	0	0
Samford	DNP										
Cleveland St.	3	0-1	0-0	0-2	0-0-0	1	0	1	0	1	0
Syracuse	DNP										
Minnesota	1	1-1	0-0	0-0	0-1-1	0	0	0	0	0	2
vs. Illinois	DNP										
Bucknell	DNP										
Youngstown St.	1	0-0	0-0	0-0	0-0-0	0	0	0	0	0	0
vs. UCLA	DNP										
High Point	3	0-1	0-1	0-0	0-0-0	1	0	0	0	0	0
Michigan St.	DNP										
at Rutgers	DNP										
at Iowa	DNP										
Maryland	DNP										
Purdue	DNP										
at Nebraska	DNP										
at Michigan	DNP										
Rutgers	DNP										

CAREER HIGHS

Points.....6, at Colorado State (3/5/16)
Rebounds.....1 (3x), last vs. Minnesota (12/2/18)
Assists1 (5x), last vs. Purdue Fort Wayne (11/11/18)
Blocks.....-
Steals.....1 (4x), last vs. Cleveland State (11/23/18)
Minutes.....11, vs. UNLV (3/9/16)
FGs2, at Colorado State (3/5/16)
FGA.....3, at Colorado State (3/5/16)
3FGs2, at Colorado State (3/5/16)
3FGA.....3, at Colorado State (3/5/16)
FTs2, at Ohio State (12/8/15)
FTA2 (2x), last vs. Cleveland State (11/23/18)
Off. Reb.1, vs. UNLV (3/9/16)
Def. Reb.....1 (2x), last vs. Minnesota (12/2/18)

SEASON HIGHS

Points.....2, vs. Minnesota (12/2/18)
Rebounds.....1, vs. Minnesota (12/2/18)
Assists1, vs. Purdue Fort Wayne (11/11/18)
Blocks.....-
Steals.....1 (2x), last vs. Cleveland State (11/23/18)
Minutes.....5, vs. Purdue Fort Wayne (11/11/18)
FGs1, vs. Minnesota (12/2/18)
FGA.....1 (3x), last vs. High Point (12/29/18)
3FGs-
3FGA.....1, vs. High Point (12/29/18)
FTs-
FTA2, vs. Cleveland State (11/23/18)
Off. Reb.....-
Def. Reb.....1, vs. Minnesota (12/2/18)



CAREER STATISTICS *AT AIR FORCE

Year	GP	GS	Min	Avg	FG	FGA	Pct	3-Point			F-Throw			Rebounds			PF	FO	Ast	TO	Blk	Stl	Pts	Avg	
								FG	FGA	Pct	FT	FTA	Pct	Off	Def	Tot									Avg
2015-16*	10	0	38	3.8	2	9	.222	2	8	.250	2	2	1.000	1	1	2	0.2	9	1	4	3	0	2	8	0.8
2016-17*	1	0	2	2.0	0	0	.000	0	0	.000	0	0	.000	0	0	0	0.0	0	0	0	0	0	0	0	0.0
2018-19	6	0	17	2.8	1	3	.333	0	1	.000	0	2	.000	0	1	1	0.2	4	0	1	3	0	2	2	0.3
TOTAL	17	0	57	3.4	3	12	.250	2	9	.222	2	4	.500	1	2	3	0.2	13	1	5	6	0	4	10	0.6

BIG TEN CAREER STATISTICS

Year	GP	GS	Min	Avg	FG	FGA	Pct	3-Point			F-Throw			Rebounds			PF	FO	Ast	TO	Blk	Stl	Pts	Avg	
								FG	FGA	Pct	FT	FTA	Pct	Off	Def	Tot									Avg
2018-19	1	0	1	1.0	1	1	1.000	0	0	.000	0	0	.000	0	1	1	1.0	0	0	0	0	0	0	2	2.0
TOTAL	1	0	1	1.0	1	1	1.000	0	0	.000	0	0	.000	0	1	1	1.0	0	0	0	0	0	0	2	2.0



#24 ANDRE WESSON

Forward • 6-6 • 220 • Junior
Westerville, Ohio (South) • Economics

AS A JUNIOR (2018-19)

- Scored six points at Cincinnati (11/7)
- Tallied eight points and four rebounds at Creighton (11/15)
- Went for 11 points and six boards against South Carolina State (11/18)
- Tallied seven points and five boards vs. Samford (11/20)
- Scored 11 points vs. Cleveland State (11/23)
- Went for a career-high 16 points and four rebounds vs. Minnesota (12/2)
- Scored five points and notched a career-best five blocks against UCLA (12/22)
- Went for 10 points, nine rebounds and four assists against High Point (12/29)
- Scored 10 points against Michigan State (1/5)
- Scored 13 points and tied career-high four assists at Iowa (1/12)
- Went for a career-high 22 points against Purdue (1/23)
- Scored 10 points at Nebraska (1/26)

2018-19 GAME-BY-GAME STATS

Opponent	Min	FG	3FG	FT	O-D-R	PF	A	TO	B	S	Pts
at Cincinnati	17	2-3	2-2	0-0	0-2-2	4	0	2	0	0	6
Purdue Ft. Wayne	15	1-4	0-1	0-0	0-1-1	4	2	3	0	0	2
at Creighton	32	2-6	2-4	2-2	0-4-4	1	1	0	0	0	8
SCSU	23	4-5	0-0	3-5	1-5-6	2	1	1	0	0	11
Samford	31	3-5	1-3	0-2	0-5-5	2	3	3	1	0	7
Cleveland St.	27	4-7	1-3	2-2	0-3-3	1	2	2	1	0	11
Syracuse	36	2-7	0-3	0-0	0-4-4	4	2	3	1	0	4
Minnesota	34	6-10	2-5	2-2	0-4-4	2	2	1	0	0	16
vs. Illinois	22	0-2	0-1	4-4	1-2-3	4	1	1	0	1	4
Bucknell	29	2-8	0-3	0-0	4-5-9	4	2	3	0	0	4
Youngstown St.	25	2-6	0-2	0-0	2-3-5	1	0	1	1	0	4
vs. UCLA	34	2-4	1-2	4-6	0-2-2	2	3	1	5	1	9
High Point	31	3-6	1-3	3-4	5-4-9	2	4	1	0	0	10
Michigan St.	29	3-7	2-5	2-2	1-3-4	5	1	1	0	1	10
at Rutgers	36	1-5	0-2	2-4	2-4-6	1	2	4	0	1	4
at Iowa	19	4-7	2-3	3-4	3-0-3	4	4	1	1	1	13
Maryland	30	2-7	1-4	2-2	2-1-3	4	0	1	0	0	7
Purdue	37	9-10	4-5	0-1	1-2-3	4	0	1	0	1	22
at Nebraska	31	4-9	1-5	1-1	2-1-3	2	0	0	0	0	10
at Michigan	29	2-5	1-2	3-3	1-1-2	4	1	2	1	0	8
Rutgers	26	1-6	0-3	3-4	0-3-3	5	2	0	0	0	5

CAREER HIGHS

Points.....	22, vs. Purdue (1/23/19)
Rebounds.....	9 (2x), last vs. High Point (12/29/18)
Assists.....	4 (3x), last at Iowa (1/12/19)
Blocks.....	5, vs. UCLA (12/22/18)
Steals.....	2 (2x), last at Penn State (2/15/18)
Minutes.....	37, vs. Purdue (1/23/19)
FGs.....	9, vs. Purdue (1/23/19)
FGA.....	10 (2x), last vs. Purdue (1/23/19)
3FGs.....	4, vs. Purdue (1/23/19)
3FGA.....	5 (7x), last at Nebraska (1/26/19)
FTs.....	6, vs. Minnesota (1/25/17)
FTA.....	7, vs. Minnesota (1/25/17)
Off. Reb.....	5, vs. High Point (12/29/18)
Def. Reb.....	5 (3x), last vs. Bucknell (12/15/18)

SEASON HIGHS

Points.....	22, vs. Purdue (1/23/19)
Rebounds.....	9 (2x), last vs. High Point (12/29/18)
Assists.....	4 (2x), last at Iowa (1/12/19)
Blocks.....	5, vs. UCLA (12/22/18)
Steals.....	1 (6x), last vs. Purdue (1/23/19)
Minutes.....	37, vs. Purdue (1/23/19)
FGs.....	9, vs. Purdue (1/23/19)
FGA.....	10 (2x), last vs. Purdue (1/23/19)
3FGs.....	4, vs. Purdue (1/23/19)
3FGA.....	5 (4x), last at Nebraska (1/26/19)
FTs.....	4 (2x), last vs. UCLA (12/22/18)
FTA.....	6, vs. UCLA (12/22/18)
Off. Reb.....	5, vs. High Point (12/29/18)
Def. Reb.....	5 (3x), last vs. Bucknell (12/15/18)



CAREER STATISTICS

Year	GP	GS	Min	Avg	FG	FGA	Pct	3-Point			F-Throw			Rebounds			PF	FO	Ast	TO	Blk	Stl	Pts	Avg	
								FG	FGA	Pct	FT	FTA	Pct	Off	Def	Tot									Avg
2016-17	29	0	336	11.6	19	52	.365	13	37	.351	15	28	.536	15	21	36	1.2	33	0	9	18	5	6	66	2.3
2017-18	34	5	629	18.5	33	87	.379	16	56	.286	15	20	.750	21	41	62	1.8	79	3	37	37	5	11	97	2.9
2018-19	21	20	593	28.2	59	129	.457	21	61	.344	36	48	.750	25	59	84	4.0	62	2	33	32	11	6	175	8.3
TOTAL	84	25	1558	18.5	111	268	.414	50	154	.325	66	96	.688	61	121	182	2.2	174	5	79	87	21	23	338	4.0

BIG TEN CAREER STATISTICS

Year	GP	GS	Min	Avg	FG	FGA	Pct	3-Point			F-Throw			Rebounds			PF	FO	Ast	TO	Blk	Stl	Pts	Avg	
								FG	FGA	Pct	FT	FTA	Pct	Off	Def	Tot									Avg
2016-17	17	0	222	13.1	11	30	.367	10	23	.435	13	18	.722	7	11	18	1.1	28	0	5	7	5	5	45	2.6
2017-18	18	5	373	20.7	19	41	.463	11	29	.379	5	7	.714	6	20	26	1.4	52	3	26	20	2	8	54	3.0
2018-19	10	10	293	29.3	32	68	.471	13	35	.371	22	27	.815	13	21	34	3.4	35	2	13	12	2	5	99	9.9
TOTAL	45	15	888	19.7	62	139	.446	34	87	.391	40	52	.769	26	52	78	1.7	115	5	44	39	9	18	198	4.4

POSTSEASON CAREER STATISTICS

Year	GP	GS	Min	Avg	FG	FGA	Pct	3-Point			F-Throw			Rebounds			PF	FO	Ast	TO	Blk	Stl	Pts	Avg	
								FG	FGA	Pct	FT	FTA	Pct	Off	Def	Tot									Avg
BIG TEN	2	0	34	17.0	3	5	.600	1	3	.333	1	1	1.000	1	3	4	2.0	3	0	0	0	0	0	8	4.0
NCAA	2	0	52	26.0	0	7	.000	0	6	.000	2	2	1.000	3	4	7	3.5	5	0	1	1	2	1	2	1.0
TOTAL	4	0	86	21.5	3	12	.250	1	9	.111	3	3	1.000	4	7	11	2.8	5	0	1	1	2	1	10	2.5



#2 MUSA JALLOW

Guard • 6-5 • 200 • Sophomore
Bloomington, Ind. (North) • Exercise Science

AS A SOPHOMORE (2018-19)

- Went for two points, two boards and two blocks at Cincinnati (11/7)
- Tallied five points and five rebounds against Purdue Fort Wayne (11/11)
- Went for six points, three assists, two blocks and a career-high seven rebounds against South Carolina State (11/18)
- Totaled 11 points and four boards vs. Minnesota (12/2)
- Went for 11 points and a career-high nine rebounds against Illinois (12/5)
- Tallied eight points, four rebounds and three steals at Iowa (12/2)
- Went for 12 points, six rebounds and a career-high five steals against Purdue (1/23)

2018-19 GAME-BY-GAME STATS

Opponent	Min	FG	3FG	FT	O-D-R	PF	A	TO	B	S	Pts
at Cincinnati	11	1-3	0-0	0-0	1-1-2	3	0	0	2	0	2
Purdue Ft. Wayne	15	2-2	1-1	0-0	2-3-5	1	0	1	0	0	5
at Creighton	11	0-1	0-0	1-2	2-0-2	2	1	0	0	0	1
SCSU	22	1-2	0-1	4-4	2-5-7	0	3	1	2	0	6
Samford	7	1-4	0-0	0-0	1-0-1	0	0	1	0	1	2
Cleveland St.	17	0-2	0-2	2-2	0-1-1	3	0	1	0	1	2
Syracuse	3	0-0	0-0	0-0	0-0-0	0	0	0	0	0	0
Minnesota	19	4-4	1-1	2-2	2-2-4	5	0	0	0	0	11
vs. Illinois	24	3-6	1-2	4-6	2-7-9	1	0	3	0	1	11
Bucknell	9	0-0	0-0	0-0	0-0-0	1	0	0	0	0	0
Youngstown St.	13	0-1	0-1	0-0	0-1-1	1	0	0	1	0	0
vs. UCLA	4	0-1	0-0	0-0	1-1-2	0	0	0	0	0	0
High Point	8	0-2	0-1	0-0	0-0-0	2	0	0	0	0	0
Michigan St.	10	0-2	0-2	0-0	1-1-2	0	0	0	0	0	0
at Rutgers	3	0-1	0-1	0-0	0-1-1	0	0	0	0	0	0
at Iowa	21	3-6	2-3	0-0	2-2-4	1	0	2	0	3	8
Maryland	3	0-0	0-0	0-1	0-0-0	0	0	0	0	0	0
Purdue	31	5-7	2-4	0-3	2-4-6	1	1	1	1	5	12
at Nebraska	23	2-3	1-2	0-0	0-4-4	0	1	1	1	0	5
at Michigan	27	0-2	0-2	0-0	2-1-3	1	0	3	0	0	0
Rutgers	18	0-3	0-1	0-0	1-3-4	1	0	1	0	0	0

CAREER HIGHS

Points	13, vs. Texas Southern (11/16/17)
Rebounds	9, vs. Illinois (12/5/18)
Assists	3 (4x), last vs. South Carolina State (11/18/18)
Blocks	2 (3x), last vs. South Carolina State (11/18/18)
Steals	5, vs. Purdue (1/23/19)
Minutes	31, vs. Purdue (1/23/19)
FGs	5 (3x), last vs. Purdue (1/23/19)
FGA	8 (3x), last vs. Gonzaga (11/23/17)
3FGs	3 (2x), last at Purdue (2/7/18)
3FGA	6 (2x), last vs. Gonzaga (11/23/17)
FTs	4 (2x), last vs. Illinois (12/5/18)
FTA	6, vs. Illinois (12/5/18)
Off. Reb.	4, vs. Texas Southern (11/16/17)
Def. Reb.	7, vs. Illinois (12/5/18)

SEASON HIGHS

Points	12, vs. Purdue (1/23/19)
Rebounds	9, vs. Illinois (12/5/18)
Assists	3, vs. South Carolina State (11/18/18)
Blocks	2 (2x), last vs. South Carolina State (11/18/18)
Steals	5, vs. Purdue (1/23/19)
Minutes	31, vs. Purdue (1/23/19)
FGs	5, vs. Purdue (1/23/19)
FGA	7, vs. Purdue (1/23/19)
3FGs	2 (2x), last vs. Purdue (1/23/19)
3FGA	4, vs. Purdue (1/23/19)
FTs	4 (2x), last vs. Illinois (12/5/18)
FTA	6, vs. Illinois (12/5/18)
Off. Reb.	2 (8x), last at Michigan (1/29/19)
Def. Reb.	7, vs. Illinois (12/5/18)



CAREER STATISTICS

Year	GP	GS	Min	Avg	FG	FGA	Pct	3-Point			F-Throw			Rebounds			PF	FO	Ast	TO	Blk	Stl	Pts	Avg	
								FG	FGA	Pct	FT	FTA	Pct	Off	Def	Tot									Avg
2017-18	33	10	462	14.0	31	79	.392	11	44	.250	9	14	.643	15	33	48	1.5	50	0	27	29	4	17	82	2.5
2018-19	21	4	299	14.2	22	52	.423	8	24	.333	13	20	.650	21	37	58	2.8	23	1	6	15	7	11	65	3.1
TOTAL	54	14	761	14.1	53	131	.405	19	68	.279	22	34	.647	36	70	106	2.0	73	1	33	44	11	28	147	2.7

BIG TEN CAREER STATISTICS

Year	GP	GS	Min	Avg	FG	FGA	Pct	3-Point			F-Throw			Rebounds			PF	FO	Ast	TO	Blk	Stl	Pts	Avg	
								FG	FGA	Pct	FT	FTA	Pct	Off	Def	Tot									Avg
2017-18	18	2	183	10.2	9	23	.391	3	14	.214	7	10	.700	4	19	23	1.3	18	0	13	14	2	5	28	1.6
2018-19	10	3	179	17.9	17	34	.500	7	18	.389	6	12	.500	12	25	37	3.7	10	1	2	11	2	9	47	4.7
TOTAL	28	5	362	12.9	26	57	.456	10	32	.313	13	22	.591	16	44	60	2.1	28	1	15	25	4	14	75	2.7

POSTSEASON CAREER STATISTICS

Year	GP	GS	Min	Avg	FG	FGA	Pct	3-Point			F-Throw			Rebounds			PF	FO	Ast	TO	Blk	Stl	Pts	Avg	
								FG	FGA	Pct	FT	FTA	Pct	Off	Def	Tot									Avg
NCAA	2	0	9	4.5	0	1	.000	0	1	.000	0	0	.000	0	1	1	0.5	2	0	0	0	0	1	0	0.0
TOTAL	2	0	9	4.5	0	1	.000	0	1	.000	0	0	.000	0	1	1	0.5	2	0	0	0	0	1	0	0.0



#34 KALEB WESSON

Forward • 6-9 • 270 • Sophomore
Westerville, Ohio (South) • Sport Industry

AS A SOPHOMORE (2018-19)

- Big Ten Player of the Week (12/24)
- Scored a team-high 15 points to go along with seven boards and two blocks at Cincinnati (11/7)
- Went for eight points and seven rebounds against Purdue Fort Wayne (11/11)
- Scored nine points at Creighton (11/15)
- Totaled a game-high 18 points to go along with five rebounds vs. South Carolina State (11/18)
- Tied career-high 19 points while pulling down seven rebounds in a career-high 31 minutes against Samford (11/20)
- Totaled 19 points, six rebounds, four steals and three assists against Cleveland State (11/23)
- Went for 13 points and eight boards vs. Syracuse (11/28)
- Scored 15 points and grabbed six rebounds against Minnesota (12/2)
- Went for 13 points and seven boards vs. Illinois (12/5)
- Scored 22 points while tying his career-best 10 rebounds and handing out four assists vs. Bucknell (12/15)
- Went for a career-best 31 points, including 26 in the second half, while grabbing seven boards vs. Youngstown State (12/18)
- Tallied double-double with 15 points and a career-high 12 boards against UCLA (12/22)
- Scored 17 points vs. High Point (12/29)
- Went for 25 points and eight boards vs. Michigan State (1/5)
- Totaled 18 points and seven rebounds at Rutgers (1/9)
- Went for 11 points and six boards vs. Maryland (1/18)
- Tallied 12 points, seven rebounds and three blocks at Michigan (1/29)
- Went for 27 points, five assists and four rebounds against Rutgers (2/2)

2018-19 GAME-BY-GAME STATS

Opponent	Min	FG	3FG	FT	O-D-R	PF	A	TO	B	S	Pts
at Cincinnati	27	5-9	1-3	4-6	2-5-7	3	0	4	2	1	15
Purdue Ft. Wayne	19	3-5	0-1	2-2	1-6-7	3	2	3	1	1	8
at Creighton	21	4-7	1-2	0-0	0-3-3	2	1	3	1	0	9
SCSU	21	4-7	3-4	7-11	2-3-5	2	0	3	0	0	18
Samford	31	5-8	0-1	9-12	3-4-7	2	1	2	0	2	19
Cleveland St.	26	8-15	0-3	3-3	1-5-6	3	3	0	0	4	19
Syracuse	24	1-8	0-1	11-14	5-3-8	4	0	0	0	1	13
Minnesota	17	5-10	0-1	5-8	2-4-6	4	1	2	0	1	15
vs. Illinois	22	5-8	0-1	3-5	2-5-7	3	1	1	1	0	13
Bucknell	27	6-11	1-2	9-10	4-6-10	2	4	4	1	1	22
Youngstown St.	23	10-14	0-2	11-13	3-4-7	4	3	3	0	0	31
vs. UCLA	28	5-11	1-2	4-8	8-4-12	4	2	3	1	0	15
High Point	27	7-12	2-5	1-2	0-4-4	4	3	2	0	2	17
Michigan St.	29	9-15	1-2	6-9	3-5-8	5	0	0	0	0	25
at Rutgers	26	6-14	1-2	5-7	4-3-7	4	1	2	0	1	18
at Iowa	23	1-5	0-2	0-0	3-3-6	4	3	5	0	2	2
Maryland	32	3-7	1-3	4-4	3-3-6	3	3	1	0	0	11
Purdue	16	1-4	0-1	4-4	0-3-3	5	2	2	0	0	6
at Nebraska	25	3-8	1-1	0-3	2-9-11	4	1	4	0	1	7
at Michigan	21	5-12	2-2	0-0	3-4-7	4	1	1	3	0	12
Rutgers	38	10-12	3-4	4-4	2-2-4	2	5	1	1	1	27



CAREER HIGHS

Points.....	31, vs. Youngstown State (12/18/18)
Rebounds.....	12, vs. UCLA (12/22/18)
Assists.....	5 (2x), last vs. Rutgers (2/2/19)
Blocks.....	3, at Michigan (1/29/19)
Steals.....	4, vs. Cleveland State (11/23/18)
Minutes.....	38, vs. Rutgers (2/2/19)
FGs.....	10 (2x), last vs. Rutgers (2/2/19)
FGA.....	15 (2x), last vs. Michigan State (1/5/19)
3FGs.....	3 (2x), last vs. Rutgers (2/2/19)
3FGA.....	5, vs. High Point (12/29/18)
FTs.....	11 (2x), last vs. Youngstown State (12/18/18)
FTA.....	14, vs. Syracuse (11/28/18)
Off. Reb.....	8, vs. UCLA (12/22/18)
Def. Reb.....	9, at Nebraska (1/26/19)

SEASON HIGHS

Points.....	31, vs. Youngstown State (12/18/18)
Rebounds.....	12, vs. UCLA (12/22/18)
Assists.....	5, vs. Rutgers (2/2/19)
Blocks.....	3, at Michigan (1/29/19)
Steals.....	4, vs. Cleveland State (11/23/18)
Minutes.....	38, vs. Rutgers (2/2/19)
FGs.....	10 (2x), last vs. Rutgers (2/2/19)
FGA.....	15 (2x), last vs. Michigan State (1/5/19)
3FGs.....	3 (2x), last vs. Rutgers (2/2/19)
3FGA.....	5, vs. High Point (12/29/18)
FTs.....	11 (2x), last vs. Youngstown State (12/18/18)
FTA.....	14, vs. Syracuse (11/28/18)
Off. Reb.....	8, vs. UCLA (12/22/18)
Def. Reb.....	9, at Nebraska (1/26/19)

DOUBLE-DOUBLES

Date	Opponent	Pt./Reb.	W/L.....	Score
2/4/18	vs. Illinois	10/10	W.....	75-67
12/15/18	vs. Bucknell	22/10	W.....	73-71
12/22/18	vs. UCLA	15/12	W.....	80-66

HONORS AND AWARDS

- 2018 Big Ten All-Freshman Team
- Big Ten Player of the Week (12/24/18)

CAREER STATISTICS

Year	GP	GS	Min	Avg	FG	FGA	Pct	3-Point			F-Throw			Rebounds			PF	FO	Ast	TO	Blk	Stl	Pts	Avg	
								FG	FGA	Pct	FT	FTA	Pct	Off	Def	Tot									Avg
2017-18	33	30	682	20.7	118	210	.562	4	14	.286	98	136	.721	76	87	163	4.9	93	5	36	34	21	18	338	10.2
2018-19	21	20	523	24.9	106	202	.525	18	45	.400	92	125	.736	53	88	141	6.7	71	2	37	46	11	18	322	15.3
TOTAL	54	50	1205	22.3	224	412	.544	22	59	.373	190	261	.728	129	175	304	5.6	164	7	73	80	32	36	660	12.2

BIG TEN CAREER STATISTICS

Year	GP	GS	Min	Avg	FG	FGA	Pct	3-Point			F-Throw			Rebounds			PF	FO	Ast	TO	Blk	Stl	Pts	Avg	
								FG	FGA	Pct	FT	FTA	Pct	Off	Def	Tot									Avg
2017-18	18	18	376	20.9	71	119	.597	2	6	.333	47	66	.712	43	53	96	5.3	48	2	21	19	14	8	191	10.6
2018-19	10	10	249	24.9	48	95	.505	9	19	.474	31	44	.705	24	41	65	6.5	38	2	18	19	5	6	136	13.6
TOTAL	28	28	625	22.3	119	214	.556	11	25	.440	78	110	.709	67	94	161	5.8	86	4	39	38	19	14	327	11.7

POSTSEASON CAREER STATISTICS

Year	GP	GS	Min	Avg	FG	FGA	Pct	3-Point			F-Throw			Rebounds			PF	FO	Ast	TO	Blk	Stl	Pts	Avg	
								FG	FGA	Pct	FT	FTA	Pct	Off	Def	Tot									Avg
BIG TEN	1	1	20	20.0	2	6	.333	0	1	.000	1	3	.333	3	0	3	3.0	3	0	4	1	0	0	5	5.0
NCAA	2	2	19	9.5	1	4	.250	0	0	.000	1	1	1.000	2	1	3	1.5	5	0	1	3	0	2	3	1.5
TOTAL	3	3	39	13.0	3	10	.300	0	1	.000	2	4	.500	5	1	6	2.0	8	0	5	4	0	2	8	2.7



#25 KYLE YOUNG

Forward • 6-8 • 205 • Sophomore
Canton, Ohio (Jackson) • Sport Industry

AS A SOPHOMORE (2018-19)

- Scored 10 points and tied career-best eight boards at Cincinnati (11/7)
- Scored seven points vs. Purdue Fort Wayne (11/11)
- Went for six points and six boards at Creighton (11/15)
- Tallied six points and five boards vs. Samford (11/20)
- Scored eight points vs. Cleveland State (11/23)
- Scored a career-high 10 points vs. Syracuse (11/28)
- Went for 10 points and eight boards vs. Minnesota (12/2)
- Totaled six points, five rebounds and three assists against Illinois (12/5)
- Went for eight points and six rebounds vs. Bucknell (12/15)
- Tallied 11 points and six rebounds against UCLA (12/22)
- Went for six points and five boards at Iowa (1/2)

2018-19 GAME-BY-GAME STATS

Opponent	Min	FG	3FG	FT	O-D-R	PF	A	TO	B	S	Pts
at Cincinnati	35	2-2	0-0	6-7	3-5-8	0	0	1	0	0	10
Purdue Ft. Wayne	17	3-3	1-1	0-0	0-2-2	1	3	0	0	1	7
at Creighton	23	3-5	0-1	0-2	4-2-6	2	0	0	0	0	6
SCSU	14	2-4	0-0	0-0	0-5-5	2	2	1	0	0	4
Samford	13	3-4	0-1	0-1	1-4-5	2	0	0	0	0	6
Cleveland St.	16	3-4	0-0	2-2	3-0-3	3	0	0	1	0	8
Syracuse	35	3-6	0-0	6-9	2-2-4	2	0	0	0	2	12
Minnesota	23	4-5	0-0	2-2	4-4-8	4	3	1	1	2	10
vs. Illinois	28	3-4	0-0	0-2	1-4-5	4	3	3	1	1	6
Bucknell	27	4-7	0-1	0-0	1-5-6	3	0	1	1	0	8
Youngstown St.	16	2-2	0-0	1-2	1-4-5	0	1	2	1	1	5
vs. UCLA	23	5-7	0-0	1-1	3-3-6	1	2	0	0	2	11
High Point	20	2-3	0-0	1-3	0-5-5	0	0	0	2	0	5
Michigan St.	21	4-4	0-0	0-0	1-0-1	1	2	1	0	2	8
at Rutgers	23	3-3	0-0	0-0	3-1-4	4	0	1	0	1	6
at Iowa	26	3-5	0-1	0-0	1-4-5	3	2	1	0	0	6
Maryland	14	3-3	0-0	0-1	2-1-3	4	0	2	0	1	6
Purdue	DNP										
at Nebraska	DNP										
at Michigan	DNP										
Rutgers	DNP										

CAREER HIGHS

Points	12, vs. Syracuse (11/28/18)
Rebounds	8 (3x), last vs. Minnesota (12/2/18)
Assists	3 (4x), last vs. Michigan State (1/5/19)
Blocks	2, vs. High Point (12/29/18)
Steals	2 (3x), last vs. UCLA (12/22/18)
Minutes	35 (2x), last vs. Syracuse (11/28/18)
FGs	5, vs. UCLA (12/22/18)
FGA	7 (2x), last vs. UCLA (12/22/18)
3FGs	1 (2x), last vs. Purdue Fort Wayne (11/11/18)
3FGA	3, vs. Clemson (11/29/17)
FTs	6 (2x), last vs. Syracuse (11/28/18)
FTA	9, vs. Syracuse (11/28/18)
Off. Reb.	4 (4x), last vs. Minnesota (12/2/18)
Def. Reb.	5 (4x), last vs. High Point (12/29/18)

SEASON HIGHS

Points	12, vs. Syracuse (11/28/18)
Rebounds	8 (2x), last vs. Minnesota (12/2/18)
Assists	3 (3x), last vs. Illinois (12/5/18)
Blocks	2, vs. High Point (12/29/18)
Steals	2 (4x), last vs. Michigan State (1/5/19)
Minutes	35 (2x), last vs. Syracuse (11/28/18)
FGs	5, vs. UCLA (12/22/18)
FGA	7 (2x), last vs. UCLA (12/22/18)
3FGs	1, vs. Purdue Fort Wayne (11/11/18)
3FGA	1 (4x), last vs. Bucknell (12/15/18)
FTs	6 (2x), last vs. Syracuse (11/28/18)
FTA	9, vs. Syracuse (11/28/18)
Off. Reb.	4 (2x), last vs. Minnesota (12/2/18)
Def. Reb.	5 (4x), last vs. High Point (12/29/18)



CAREER STATISTICS

Year	GP	GS	Min	Avg	FG	FGA	Pct	3-Point			F-Throw			Rebounds			PF	FO	Ast	TO	Blk	Stl	Pts	Avg	
								FG	FGA	Pct	FT	FTA	Pct	Off	Def	Tot									Avg
2017-18	25	0	216	8.6	19	43	.442	1	10	.100	5	11	.455	19	21	40	1.6	19	0	4	9	3	7	44	1.8
2018-19	17	12	374	22.0	52	71	.732	1	5	.200	19	32	.594	30	51	81	4.8	36	0	18	14	7	13	124	7.3
TOTAL	42	12	590	14.0	71	114	.623	2	15	.133	24	43	.558	49	72	121	2.9	55	0	22	23	10	20	168	4.0

BIG TEN CAREER STATISTICS

Year	GP	GS	Min	Avg	FG	FGA	Pct	3-Point			F-Throw			Rebounds			PF	FO	Ast	TO	Blk	Stl	Pts	Avg	
								FG	FGA	Pct	FT	FTA	Pct	Off	Def	Tot									Avg
2017-18	14	0	119	8.5	11	24	.458	0	4	.000	4	7	.571	9	11	20	1.4	14	0	3	4	1	6	26	1.9
2018-19	6	4	135	22.5	20	24	.833	0	1	.000	2	5	.400	12	14	26	4.3	20	0	10	9	2	7	42	7.0
TOTAL	20	4	254	12.7	31	48	.646	0	5	.000	6	12	.500	21	25	46	2.3	34	0	13	13	3	13	68	3.4



#10 JUSTIN AHRENS

Forward • 6-5 • 180 • Freshman
Versailles, Ohio (Versailles) • Exploration

AS A FRESHMAN (2018-19)

- Played six minutes off the bench against Purdue Fort Wayne (11/11)
- Scored five points in 11 minutes off the bench vs. South Carolina State (11/18)
- Went for six points and three rebounds at Iowa (1/12)
- Tallied six points and five rebounds vs. Purdue (1/23)

2018-19 GAME-BY-GAME STATS

Opponent	Min	FG	3FG	FT	O-D-R	PF	A	TO	B	S	Pts
at Cincinnati	DNP										
Purdue Ft. Wayne	6	0-1	0-1	0-0	0-0-0	0	0	1	0	0	0
at Creighton	DNP										
SCSU	11	2-3	1-2	0-0	0-1-1	1	0	0	0	1	5
Samford	DNP										
Cleveland St.	7	1-2	1-2	0-0	0-0-0	1	1	2	1	0	3
Syracuse	DNP										
Minnesota	6	0-2	0-1	0-0	0-1-1	1	0	0	0	0	0
vs. Illinois	DNP										
Bucknell	DNP										
Youngstown St.	4	0-0	0-0	0-0	0-0-0	0	0	0	0	0	0
vs. UCLA	1	0-0	0-0	0-0	0-0-0	1	0	0	0	0	0
High Point	3	0-1	0-1	0-0	0-0-0	0	0	0	0	0	0
Michigan St.	1	0-0	0-0	0-0	0-0-0	1	0	0	0	0	0
at Rutgers	DNP										
at Iowa	10	2-3	2-3	0-0	0-3-3	1	0	0	0	1	6
Maryland	3	0-1	0-1	0-0	0-0-0	1	0	0	0	0	0
Purdue	17	2-5	2-5	0-0	0-5-5	1	1	3	0	0	6
at Nebraska	10	0-2	0-2	0-0	1-2-3	0	0	1	0	0	0
at Michigan	11	2-5	0-3	0-0	1-2-3	0	0	1	0	0	4
Rutgers	7	0-1	0-1	1-2	0-0-0	0	1	0	1	1	1

SEASON/CAREER HIGHS

Points.....	6 (2x), last vs. Purdue (1/23/19)
Rebounds.....	5, vs. Purdue (1/23/19)
Assists.....	1 (3x), last vs. Rutgers (2/2/19)
Blocks.....	1 (2x), last vs. Rutgers (2/2/19)
Steals.....	1 (3x), last vs. Rutgers (2/2/19)
Minutes.....	17, vs. Purdue (1/23/19)
FGs.....	2 (4x), last at Michigan (1/29/19)
FGA.....	5, vs. Purdue (1/23/19)
3FGs.....	2 (2x), last vs. Purdue (1/23/19)
3FGA.....	5, vs. Purdue (1/23/19)
FTs.....	1, vs. Rutgers (2/2/19)
FTA.....	2, vs. Rutgers (2/2/19)
Off. Reb.....	1 (2x), last at Michigan (1/29/19)
Def. Reb.....	5, vs. Purdue (1/23/19)



CAREER STATISTICS

Year	GP	GS	Min	Avg	FG	FGA	Pct	3-Point			F-Throw			Rebounds			PF	FO	Ast	TO	Blk	Stl	Pts	Avg	
								FG	FGA	Pct	FT	FTA	Pct	Off	Def	Tot									Avg
2018-19	14	0	97	6.9	9	26	.346	6	22	.273	1	2	.500	2	14	16	1.1	8	0	3	8	2	3	25	1.8
TOTAL	14	0	97	6.9	9	26	.346	6	22	.273	1	2	.500	2	14	16	1.1	8	0	3	8	2	3	25	1.8

BIG TEN CAREER STATISTICS

Year	GP	GS	Min	Avg	FG	FGA	Pct	3-Point			F-Throw			Rebounds			PF	FO	Ast	TO	Blk	Stl	Pts	Avg	
								FG	FGA	Pct	FT	FTA	Pct	Off	Def	Tot									Avg
2018-19	8	0	65	8.1	6	19	.316	4	16	.250	1	2	.500	2	13	15	1.9	5	0	2	5	1	2	17	2.1
TOTAL	8	0	65	8.1	6	19	.316	4	16	.250	1	2	.500	2	13	15	1.9	5	0	2	5	1	2	17	2.1



#23 JAEDON LEDEE

Forward • 6-9 • 230 • Freshman
Houston, Texas (The Kinkaid School) • Sport Industry

AS A FRESHMAN (2018-19)

- Went for 16 points, four rebounds and four blocks in 13 minutes off the bench vs. Purdue Fort Wayne (11/11)
- Tallied 12 points and six rebounds against South Carolina State (11/18)
- Made first-career start vs. Samford (11/20)
- Went for six points and eight rebounds against Cleveland State (11/23)
- Totaled six points and four rebounds at Iowa (1/12)

2018-19 GAME-BY-GAME STATS

Opponent	Min	FG	3FG	FT	O-D-R	PF	A	TO	B	S	Pts
at Cincinnati	DNP										
Purdue Ft. Wayne	13	2-2	0-0	12-14	2-2-4	2	0	0	4	0	16
at Creighton	5	2-2	0-0	0-0	2-1-3	1	0	2	0	0	4
SCSU	17	3-3	0-0	6-8	1-5-6	4	1	2	1	1	12
Samford	2	0-0	0-0	0-0	0-0-0	0	0	0	0	0	0
Cleveland St.	12	2-4	0-0	2-3	2-6-8	1	0	2	0	0	6
Syracuse	1	0-0	0-0	0-0	0-0-0	0	0	0	0	0	0
Minnesota	13	1-3	0-0	2-2	0-0-0	1	1	0	0	0	4
vs. Illinois	2	0-1	0-0	2-2	0-0-0	1	0	0	0	0	2
Bucknell	2	0-1	0-0	0-0	0-0-0	0	0	0	0	0	0
Youngstown St.	5	0-2	0-1	0-0	0-1-1	1	1	0	0	0	0
vs. UCLA	DNP										
High Point	3	0-0	0-0	0-2	0-2-2	1	1	0	0	0	0
Michigan St.	1	0-0	0-0	0-0	0-0-0	2	0	0	0	0	0
at Rutgers	4	0-0	0-0	0-0	0-1-1	0	0	0	0	0	0
at Iowa	19	2-8	0-1	2-3	2-2-4	3	0	0	0	0	6
Maryland	4	0-1	0-1	0-0	0-0-0	0	0	0	0	0	0
Purdue	5	0-0	0-0	0-0	0-0-0	1	0	1	0	0	0
at Nebraska	10	0-2	0-0	3-4	1-2-3	1	0	1	0	0	3
at Michigan	9	2-3	0-0	0-0	2-0-2	2	1	1	0	0	4
Rutgers	5	0-0	0-0	0-0	0-0-0	0	0	0	0	1	0

SEASON/CAREER HIGHS

Points.....	16, vs. Purdue Fort Wayne (11/11/18)
Rebounds.....	8, vs. Cleveland State (11/18/18)
Assists.....	1 (5x), last at Michigan (1/29/19)
Blocks.....	4, vs. Purdue Fort Wayne (11/11/18)
Steals.....	1 (2x), last vs. Rutgers (2/2/19)
Minutes.....	19, at Iowa (1/12/19)
FGs.....	3, vs. South Carolina State (11/18/18)
FGA.....	8, at Iowa (1/12/19)
3FGs.....	-
3FGA.....	1 (3x), last vs. Maryland (1/18/19)
FTs.....	12, vs. Purdue Fort Wayne (11/11/18)
FTA.....	14, vs. Purdue Fort Wayne (11/11/18)
Off. Reb.....	2 (5x), last at Michigan (1/29/19)
Def. Reb.....	6, vs. Cleveland State (11/18/18)



CAREER STATISTICS

Year	GP	GS	Min	Avg	FG	FGA	Pct	3-Point			F-Throw			Rebounds			PF	FO	Ast	TO	Blk	Stl	Pts	Avg	
								FG	FGA	Pct	FT	FTA	Pct	Off	Def	Tot									Avg
2018-19	19	1	132	6.9	14	32	.438	0	3	.000	29	38	.763	12	22	34	1.8	21	0	5	9	5	2	57	3.0
TOTAL	19	1	132	6.9	14	32	.438	0	3	.000	29	38	.763	12	22	34	1.8	21	0	5	9	5	2	57	3.0

BIG TEN CAREER STATISTICS

Year	GP	GS	Min	Avg	FG	FGA	Pct	3-Point			F-Throw			Rebounds			PF	FO	Ast	TO	Blk	Stl	Pts	Avg	
								FG	FGA	Pct	FT	FTA	Pct	Off	Def	Tot									Avg
2018-19	10	0	72	7.2	5	18	.278	0	2	.000	9	11	.818	5	5	10	1.0	11	0	2	3	0	1	19	1.9
TOTAL	10	0	72	7.2	5	18	.278	0	2	.000	9	11	.818	5	5	10	1.0	11	0	2	3	0	1	19	1.9



#1 LUTHER MUHAMMAD

Guard • 6-3 • 185 • Freshman
 Newark, N.J. (Hudson Catholic) • Exploration

AS A FRESHMAN (2018-19)

- Scored 11 points at Cincinnati (11/7)
- Scored 12 points vs. Purdue Fort Wayne (11/11)
- Went for 12 points and four assists against South Carolina State (11/18)
- Scored 10 points against Cleveland State (11/23)
- Went for five points, six assists and four rebounds against Syracuse (11/28)
- Totaled 11 points and four rebounds against Youngstown State (11/18)
- Scored 15 points against High Point (12/29)
- Scored 12 points against Michigan State (1/5)
- Tallied 13 points and a career-best six boards at Rutgers (1/9)
- Scored 10 points vs. Purdue (1/23)
- Scored a career-high 24 points to go along with six rebounds and three steals at Nebraska (1/26)
- Scored 12 points against Rutgers (2/2)

2018-19 GAME-BY-GAME STATS

Opponent	Min	FG	3FG	FT	O-D-R	PF	A	TO	B	S	Pts
at Cincinnati	29	4-10	2-3	1-2	0-2-2	4	1	1	1	0	11
Purdue Ft. Wayne	28	4-8	1-3	3-4	0-1-1	2	2	1	0	2	12
at Creighton	24	2-6	0-1	0-0	2-2-4	4	3	1	0	2	4
SCSU	25	5-9	1-3	1-1	1-2-3	1	4	0	0	1	12
Samford	35	3-6	1-2	1-3	1-2-3	2	1	0	0	0	8
Cleveland St.	25	4-7	0-2	2-3	0-3-3	0	2	0	0	1	10
Syracuse	29	2-3	1-2	0-0	1-3-4	3	6	4	0	0	5
Minnesota	DNP										
vs. Illinois	35	1-5	1-2	3-6	2-2-4	4	1	2	0	2	6
Bucknell	32	4-7	0-1	0-0	0-2-2	1	1	2	0	1	8
Youngstown St.	26	4-10	2-4	1-2	1-3-4	1	2	2	0	2	11
vs. UCLA	30	3-6	1-2	2-2	2-1-3	3	2	2	1	1	9
High Point	26	5-8	3-5	2-3	0-1-1	1	1	1	0	1	15
Michigan St.	27	3-8	0-1	6-8	2-0-2	5	2	0	0	0	12
at Rutgers	33	5-11	3-5	0-0	0-6-6	1	2	3	0	2	13
at Iowa	28	2-9	1-5	2-2	0-1-1	0	2	1	0	1	7
Maryland	29	1-7	0-2	0-0	1-2-3	0	2	0	0	1	2
Purdue	33	3-6	1-2	3-4	0-2-2	1	1	3	0	2	10
at Nebraska	35	7-12	3-4	7-8	0-6-6	2	2	1	0	3	24
at Michigan	32	1-5	1-3	0-0	0-4-4	2	0	3	0	1	3
Rutgers	34	4-6	4-6	0-0	0-2-2	4	2	3	0	0	12

SEASON/CAREER HIGHS

Points.....	24, at Nebraska (1/26/19)
Rebounds.....	6 (2x), last at Nebraska (1/26/19)
Assists.....	6, vs. Syracuse (11/28/18)
Blocks.....	1 (2x), last vs. UCLA (12/22/18)
Steals.....	3, at Nebraska (1/26/19)
Minutes.....	35 (3x), last at Nebraska (1/26/19)
FGs.....	7, at Nebraska (1/26/19)
FGA.....	12, at Nebraska (1/26/19)
3FGs.....	4, vs. Rutgers (2/2/19)
3FGA.....	6, vs. Rutgers (2/2/19)
FTs.....	7, at Nebraska (1/26/19)
FTA.....	8 (2x), last at Nebraska (1/26/19)
Off. Reb.....	2 (4x), last vs. Michigan State (1/5/19)
Def. Reb.....	6 (2x), last at Nebraska (1/26/19)



CAREER STATISTICS

Year	GP	GS	Min	Avg	FG	FGA	Pct	3-Point			F-Throw			Rebounds			PF	FO	Ast	TO	Blk	Stl	Pts	Avg	
								FG	FGA	Pct	FT	FTA	Pct	Off	Def	Tot									Avg
2018-19	20	19	595	29.8	67	149	.450	26	58	.448	34	48	.708	13	47	60	3.0	41	1	39	31	2	23	194	9.7
TOTAL	20	19	595	29.8	67	149	.450	26	58	.448	34	48	.708	13	47	60	3.0	41	1	39	31	2	23	194	9.7

BIG TEN CAREER STATISTICS

Year	GP	GS	Min	Avg	FG	FGA	Pct	3-Point			F-Throw			Rebounds			PF	FO	Ast	TO	Blk	Stl	Pts	Avg	
								FG	FGA	Pct	FT	FTA	Pct	Off	Def	Tot									Avg
2018-19	9	9	286	31.8	27	69	.391	14	30	.467	21	28	.750	5	25	30	3.3	19	1	14	16	0	12	89	9.9
TOTAL	9	9	286	31.8	27	69	.391	14	30	.467	21	28	.750	5	25	30	3.3	19	1	14	16	0	12	89	9.9



#4 DUANE WASHINGTON JR.

Guard • 6-3 • 190 • Freshman
Grand Rapids, Mich. (Sierra Canyon) • Exploration

AS A FRESHMAN (2018-19)

- Scored 20 points in 21 minutes off the bench against Purdue Fort Wayne (11/11)
- Scored 12 points at Creighton (11/15)
- Totaled 14 points vs. South Carolina State (11/18)
- Went for 10 points, three rebounds and three assists against Minnesota (12/2)
- Scored nine points vs. Illinois (12/5)
- Went for 10 points and four boards vs. Michigan State (1/5)
- Tallied 14 points and six rebounds vs. Maryland (1/18)

2018-19 GAME-BY-GAME STATS

Opponent	Min	FG	3FG	FT	O-D-R	PF	A	TO	B	S	Pts
at Cincinnati	20	1-3	1-2	0-0	0-4-4	3	0	0	0	0	3
Purdue Ft. Wayne	21	7-11	6-9	0-0	0-3-3	0	1	0	0	0	20
at Creighton	23	4-6	3-4	1-2	0-2-2	3	1	2	0	1	12
SCSU	25	5-10	1-4	3-4	0-2-2	1	1	3	0	0	14
Samford	14	1-6	0-4	2-2	0-2-2	1	2	2	0	0	4
Cleveland St.	17	1-6	1-2	1-2	0-2-2	3	3	1	0	0	4
Syracuse	10	1-4	1-4	0-0	0-1-1	0	0	1	0	0	3
Minnesota	22	4-11	2-5	0-0	1-2-3	3	3	1	0	0	10
vs. Illinois	14	4-8	1-5	0-0	0-3-3	1	1	2	0	2	9
Bucknell	13	3-8	2-5	0-0	0-2-2	0	0	0	0	0	8
Youngstown St.	24	2-7	0-2	0-0	1-1-2	1	1	0	0	0	4
vs. UCLA	14	3-11	2-6	0-0	1-2-3	0	1	1	0	0	8
High Point	20	2-5	0-1	1-4	0-1-1	1	3	0	0	0	5
Michigan St.	26	4-11	2-7	0-0	0-4-4	2	1	2	0	0	10
at Rutgers	12	2-6	1-4	0-0	0-0-0	1	1	0	0	0	5
at Iowa	14	1-4	0-2	0-0	0-1-1	2	0	3	0	0	2
Maryland	21	5-10	3-7	1-2	1-5-6	0	0	1	0	0	14
Purdue	10	1-4	0-2	0-0	1-2-3	2	1	1	0	0	2
at Nebraska	8	1-5	0-2	0-0	0-2-2	1	0	0	0	0	0
at Michigan	16	2-8	1-5	0-0	0-1-1	0	2	2	0	1	5
Rutgers	7	0-2	0-2	0-0	0-1-1	1	0	0	0	0	0

SEASON/CAREER HIGHS

Points.....	20, vs. Purdue Fort Wayne (11/11/18)
Rebounds.....	6, vs. Maryland (1/18/19)
Assists.....	3 (3x), last vs. High Point (12/29/18)
Blocks.....	-
Steals.....	2, vs. Illinois (12/5/18)
Minutes.....	25, vs. South Carolina State (11/18/18)
FGs.....	7, vs. Purdue Fort Wayne (11/11/18)
FGA.....	11 (4x), last vs. Michigan State (1/5/19)
3FGs.....	6, vs. Purdue Fort Wayne (11/11/18)
3FGA.....	9, vs. Purdue Fort Wayne (11/11/18)
FTs.....	3, vs. South Carolina State (11/18/18)
FTA.....	4 (2x), last vs. High Point (12/29/18)
Off. Reb.....	1 (5x), last vs. Purdue (1/23/19)
Def. Reb.....	5, vs. Maryland (1/18/19)



CAREER STATISTICS

Year	GP	GS	Min	Avg	FG	FGA	Pct	3-Point			F-Throw			Off	Rebounds			PF	FO	Ast	TO	Blk	Stl	Pts	Avg
								FG	FGA	Pct	FT	FTA	Pct		Def	Tot	Avg								
2018-19	21	2	351	16.7	54	146	.370	27	84	.321	9	16	.563	5	43	48	2.3	26	0	22	22	0	4	144	6.9
TOTAL	21	2	351	16.7	54	146	.370	27	84	.321	9	16	.563	5	43	48	2.3	26	0	22	22	0	4	144	6.9

BIG TEN CAREER STATISTICS

Year	GP	GS	Min	Avg	FG	FGA	Pct	3-Point			F-Throw			Off	Rebounds			PF	FO	Ast	TO	Blk	Stl	Pts	Avg
								FG	FGA	Pct	FT	FTA	Pct		Def	Tot	Avg								
2018-19	10	1	150	15.0	24	69	.348	10	41	.244	1	2	.500	3	21	24	2.4	13	0	9	12	0	3	59	5.9
TOTAL	10	1	150	15.0	24	69	.348	10	41	.244	1	2	.500	3	21	24	2.4	13	0	9	12	0	3	59	5.9