

Indiana

BASKETBALL

2019-20 GAME NOTES

J.D. CAMPBELL • SENIOR ASSISTANT AD (MBB CONTACT)

JCS6@INDIANA.EDU • 812-322-1437

2019-20 SCHEDULE

DATE	OPPONENT	TIME (ET)	TV
O. 29	Gannon (Exhibition)	W, 84-54	BTN +
N. 5	Western Illinois	W, 98-65	BTN+
N. 9	Portland State	W, 85-74	BTN+
N. 12	North Alabama	W, 91-65	BTN
N. 16	Troy^	W, 100-62	BTN
N. 20	Princeton^	W, 79-54	BTN
N. 25	Louisiana Tech^	W, 88-75	BTN
N. 30	South Dakota State^	W, 64-50	BTN+
D. 3	#17/19 Florida State@	W, 80-64	ESPN2
D. 7	at Wisconsin+	L, 64-84	BTN
D. 10	UConn#	W, 57-54	ESPN
D. 13	Nebraska+	W, 96-90 (ot)	BTN
D. 21	Notre Dame%	W, 62-60	ESPN
D. 29	Arkansas	L, 64-71	BTN
J. 4	at #15 Maryland+	L, 59-75	FOX
J. 8	Northwestern+	W, 66-62	BTN
J. 11	#11/12 Ohio State+	W, 66-54	FOX
J. 15	at Rutgers+	L, 50-59	BTN
J. 18	at Nebraska+	W, 82-74	BTN
J. 23	#11/9 Michigan St.+	W, 67-63	FS1
J. 26	#17 Maryland+	L, 76-77	CBS
J. 29	at #24/23 Penn State+	L, 49-64	BTN
F. 1	at Ohio State+	L, 68-59	ESPN
F. 8	Purdue+	L, 62-74	ESPN
F. 13	#21/17 Iowa+	W, 89-77	BTN
F. 16	at Michigan+	L, 65-89	CBS
F. 19	at Minnesota+	W, 68-56	BTN
F. 23	#9 Penn State+	W, 68-60	FS1
F. 27	at Purdue+	L, 49-57	FS1
M. 1	at Illinois+	L, 66-67	BTN
M. 4	Minnesota+	W, 72-67	BTN
M. 7	#24 Wisconsin+	L, 56-60	ESPN
BIG TEN TOURNAMENT (Indianapolis)			
M. 11	vs. Nebraska	8:30 p.m.	BTN

+Big Ten Conference

Home games in **bold**

^ - Indiana Challenge

@ - Big Ten/ACC Challenge

- Jimmy V Classic

% - Crossroads Classic (Bankers Life Fieldhouse)

+ - Big Ten Conference Game



#14 NEBRASKA (7-24, 2-18 BIG) vs. #11 INDIANA (19-12, 9-11 BIG)

Big Ten Men's Basketball Tournament

Wednesday, March 11 • approx. 8:30 p.m. ET

Bankers Life Fieldhouse (20,000) • Indianapolis, Ind.

TV: BTN (Brandon Gaudin, Stephen Bardo, Mike Hall)

Radio: IU Radio Network (Don Fischer, Errek Suhr, Joe Smith)

Series History: Indiana leads, 14-7

Last Meeting: IU 82, at NEB 74 - 1/18/20

OPENING TIP

Indiana University is in its 120th season of competition in men's basketball and will be the #11 seed and play #14 Nebraska in the opening round of the Big Ten Tournament. The winner will play #6 Penn State at approximately 9 p.m., Thursday night. **The Hoosiers are tied for 7th in the country with 5 wins over nationally ranked teams (Florida State, Ohio State, Michigan State, Iowa, Penn State).**

THE COACHES

Indiana Coach **Archie Miller** is in his third season of guiding the Cream and Crimson. He is 193-106 in eight-plus years as a head coach, which includes six years at the University of Dayton. His Flyer teams made NCAA Tournament appearances in each of his last four seasons, including a trip to the Elite Eight in 2014. He is 54-43 at IU. Fred Hoiberg is in his first year in Lincoln and is 7-24.

JACKSON-DAVIS EARNS ALL-BIG TEN HONORS

Freshman **Trayce Jackson-Davis** was named third team All-Big Ten by the coaches and media and also selected to the All-Freshman team by the league coaches on Monday. He finished the season with 11 double-doubles. His best efforts were a 27-point, 16-rebound performance at Minnesota and a 25-point, 15-rebound effort at home against Nebraska, who the Hoosiers will open Big Ten Tournament play with Wednesday night at 8:30 p.m. in Indianapolis. Davis, a native of Greenwood and a graduate of Center Grove High School, was a five-time Big Ten Freshman of the Week honoree. Jackson-Davis is averaging a team-best 13.6 points and 8.2 rebounds. He is just one of four freshman nationally (Vernon Carey, Jr. - Duke, Zeke Nnaji - Arizona and Isaiah Stewart - Washington) to lead his team in scoring, rebounds, field goal percentage, free throws made and free throws attempted and blocked shots. In the Big Ten, Jackson-Davis is the top freshman scorer overall (13.6) and second in conference games (12.8). He also leads in overall and conference play in field goal percentage (56.8 and 52.2) and blocked shots (1.8 and 1.7). He is second overall and in league games in rebounding (8.2 and 7.9). He is 7th in the B1G in rebounding, 2nd in field goal percentage and 8th in blocked shots.

BRUNK EARNS BIG TEN SPORTSMANSHIP AWARD

Graduate transfer **Joey Brunk** earned the Big Ten's Sportsmanship Award. The Indianapolis native and Southport High School graduate came to IU from Butler and averaged 6.8 points and 5.2 rebounds in 30 starts for the Hoosiers. Senior **Devonte Green** is averaging 10.8 ppg., and currently ranks 56th on the school's all-time scoring list (942 points). Junior **Aijami Durham** is 2nd on the team with 76 assists and averages 9.7 points. Sophomore **Rob Phinisee**, leads the team with 86 assists and had 7 assists without a turnover against Wisconsin. Junior **Justin Smith** is averaging 10.4 points and leads the Hoosiers with 30 steals.

ODDS AND TRENDS

IU is one of 3 NCAA teams who has had a freshman lead them in scoring each of the last 2 years. Duke and Pitt are the other two. IU has held its opponents to 29.6% shooting (24 of 81) from long distance in the last 5 games. The Hoosiers lead the league in defensive rebound percentage hauling in 75.3% of its opponents misses. The Hoosiers have shot a B1G-high 699 free throws. IU also has shot 410 charity tosses, a league-best, in conference play. The Hoosiers are 8-1 when they register 7 steals or better and had 7 against Minnesota. IU is 3-0 in Bankers Life Fieldhouse under Coach Miller.



@INDIANAMBB



ROSTER

NUMERICAL						
#	Name	Ht.	Wt.	Pos.	Yr/Exp	Hometown/High School/Previous College
0	Cooper Bybee#	6-1	185	G	Jr./JC	Ellettsville, Ind./Edgewood/Olney Central
1	Aljami Durham	6-4	185	G	Jr./2L	Lilburn, Ga./Berkmar
2	Armaan Franklin	6-4	195	G	Fr./HS	Indianapolis, Ind./Cathedral
3	Justin Smith	6-7	230	F	Jr./2L	Buffalo Grove, Ill./Adlai Stevenson
4	Trayce Jackson-Davis	6-9	245	F	Fr./HS	Greenwood, Ind./Center Grove
5	Michael Shipp#	6-3	185	G	Fr./HS	Cincinnati, Ohio/Moeller
10	Rob Phinisee	6-1	190	G	So./1L	Lafayette, Ind./McCutcheon
11	Devonte Green	6-3	185	G	Sr./3L	North Babylon, N.Y./Long Island Lutheran
14	Nathan Childress#	6-6	210	F	Fr./HS	Zionsville, Ind./Zionsville
15	Adrian Chapman#	6-2	190	G	Sr./HS	Brownsburg, Ind./Brownsburg
20	De'Ron Davis	6-10	255	F	Sr./3L	Park Hill, Colo./Overland
21	Jerome Hunter	6-7	220	F	R-Fr./RS	Pickerington, Ohio/Pickerington North
22	Jacquez Henderson#	6-2	185	G	Jr./TR	Winter, Park, Fla./Geneva School/Butler
23	Damezi Anderson	6-7	225	F	So./1L	South Bend, Ind./Riley
25	Race Thompson	6-8	235	F	R-So./1L	Plymouth, Minn./Armstrong
50	Joey Brunk	6-11	245	F/C	R-Jr./TR	Indianapolis, Ind./Southport/Butler

ALPHABETICAL						
#	Name	Ht.	Wt.	Pos.	Yr/Exp	Hometown/High School/Previous College
23	Damezi Anderson	6-7	225	F	So./1L	South Bend, Ind./Riley
50	Joey Brunk	6-11	245	F/C	R-Jr./TR	Indianapolis, Ind./Southport/Butler
0	Cooper Bybee#	6-1	185	G	Jr./JC	Ellettsville, Ind./Edgewood/Olney Central
15	Adrian Chapman#	6-2	190	G	Sr./HS	Brownsburg, Ind./Brownsburg
14	Nathan Childress#	6-6	210	F	Fr./HS	Zionsville, Ind./Zionsville
20	De'Ron Davis	6-10	255	F	Sr./3L	Park Hill, Colo./Overland
1	Aljami Durham	6-4	185	G	Jr./2L	Lilburn, Ga./Berkmar
2	Armaan Franklin	6-4	195	G	Fr./HS	Indianapolis, Ind./Cathedral
11	Devonte Green	6-3	185	G	Sr./3L	North Babylon, N.Y./Long Island Lutheran
22	Jacquez Henderson#	6-2	185	G	Jr./TR	Winter, Park, Fla./Geneva School/Butler
21	Jerome Hunter	6-7	220	F	R-Fr./RS	Pickerington, Ohio/Pickerington North
4	Trayce Jackson-Davis	6-9	245	F	Fr./HS	Greenwood, Ind./Center Grove
10	Rob Phinisee	6-1	190	G	So./1L	Lafayette, Ind./McCutcheon
5	Michael Shipp#	6-3	185	G	Fr./HS	Cincinnati, Ohio/Moeller
3	Justin Smith	6-7	230	F	Jr./2L	Buffalo Grove, Ill./Adlai Stevenson
25	Race Thompson	6-8	235	F	R-So./1L	Plymouth, Minn./Armstrong

- Non-Scholarship

Pronunciation Guide

De'Ron - "Duh-RON" // Devonte - "Duh-VON-tay"

Damezi - "DUH-me-zee" // Phinisee - "FIN-ih-see"

Head Coach: Archie Miller, (Third season - NC State, '02)

Associate Head Coach: Tom Ostrom (Third season - Minnesota, '97)

Assistant Coach: Bruiser Flint (Third season - Saint Joseph's, '87)

Assistant Coach: Mike Roberts (First season - Indiana, '05)

Athletic Trainer: Tim Garl (39th season - Alabama '78)

Director of Athletic Performance: Clif Marshall (Third season - Louisville, '05)

Assistant A.D. - Director of Basketball Administration: Bill Comar (Third season - Kenyon, '93)

Director of Basketball Operations: Brian Walsh (Third season - Akron, '14)

Team and Recruitment Analyst: Ben Sander (Third season - Arizona, '15)

Team and Recruitment Analyst: Drew Gladstone (Third season - DePaul '09)

POSTGAME NOTES AGAINST WISCONSIN

• Despite the loss, Indiana still holds an all-time series lead over Wisconsin, 97-77.

• As part of the postgame Senior Day festivities, the program recognized seniors **Devonte Green**, **De'Ron Davis** and **Adrian Chapman**.

• In starting roles for the Hoosiers, **Green** and **Davis** combined to score the first 17 points of the game for Indiana. **Green** ignited the crowd with a personal 9-2 scoring run in the first half to put IU up 17-13 with 13:02 to play. Redshirt freshman forward **Jerome Hunter** drilled a wing 3-pointer to extend the Hoosier run to 12-2 over a span of 5:10 on the clock.

• With IU clinging to a 38-37 lead with 13:33 to play in the second half, the Hoosiers ran out to an 8-0 run to bump the lead up to nine with 10:04 remaining in the game. Redshirt sophomore forward **Race Thompson** capped the run with a hook shot from the post.

• Wisconsin closed the game on a 16-5 extended run in the final 6:52 and held Indiana to 1-of-14 (7.1 percent) from the floor down the stretch.

• The Hoosiers held a slim rebounding advantage in the game, grabbing 38 boards to 34 from Wisconsin. IU secured 12 offensive rebounds and converted those extra chances into 15 points.

• Indiana outscored the Badgers by a count of 14-2 off the bench.

• **Green**, the lone Hoosier to finish in double figures, recorded 16 points and four rebounds in 26 minutes of court time. With 942 career points, he is currently 56th all-time at Indiana.

• **Thompson** grabbed a career-best 11 rebounds to go along with seven points. He made 5-of-6 free throw attempts in 24 minutes of run.

• Junior guard **Aljami Durham** scored nine points on 3-of-5 shooting from the floor to go along with four rebounds and one assist in 33 minutes of action.

• Freshman forward **Trayce Jackson-Davis** tallied six points and grabbed eight rebounds in 27 minutes of action.

• Sophomore guard **Rob Phinisee** dished out a game-best seven assists without a turnover. He added four points in 21 minutes off the bench.

• Junior forward **Justin Smith** tallied seven points, one rebound and one assist in 27 minutes.

• **Davis** charted four points and three rebounds in 13 minutes in a starting role.

• **Hunter** made a 3-point field goal and grabbed one rebound in 13 minutes off the bench.

• Redshirt junior forward **Joey Brunk** grabbed three rounds in 11 minutes off the bench.

• Freshman guard **Armaan Franklin** saw limited action for the Hoosiers.



2019-20 BIG TEN STANDINGS

Standings	Conf.	Pct.	PF	PA	Overall	Pct.	PF	PA	Home	Away	Neutral	Last 10	Streak
Maryland	14-6	.700	68.7	66.4	24-7	.774	71.8	64.5	16-1	5-6	3-0	7-3	W1
Michigan State	14-6	.700	72.2	65.4	22-9	.710	75.9	64.7	12-3	7-4	3-2	6-4	W5
Wisconsin	14-6	.700	66.7	63.9	21-10	.677	67.2	62.2	15-1	6-6	0-3	9-1	W8
Illinois	13-7	.650	66.1	64.2	21-10	.677	72.2	65.3	15-3	6-6	0-1	5-5	W1
Ohio State	11-9	.550	70.1	67.7	21-10	.677	72.1	62.9	16-2	4-7	1-1	7-3	L1
Penn State	11-9	.550	71.6	71.6	21-10	.677	75.1	68.2	14-3	5-6	2-1	5-5	L3
Iowa	11-9	.550	76.2	75.0	20-11	.645	77.7	72.3	14-2	4-7	2-2	5-5	L2
Rutgers	11-9	.550	67.6	65.6	20-11	.645	69.9	62.6	18-1	2-8	0-2	4-6	W2
Michigan	10-10	.500	73.2	71.1	19-12	.613	75.0	68.3	11-5	4-7	4-0	6-4	L1
Indiana	9-11	.450	66.5	68.9	19-12	.613	70.9	66.8	15-4	2-8	2-0	4-6	L1
Purdue	9-11	.450	66.3	65.5	16-15	.516	68.2	62.6	11-5	4-8	1-2	5-5	L1
Minnesota	8-12	.400	68.9	68.3	14-16	.467	71.0	66.6	11-5	2-10	1-1	3-7	W1
Northwestern	3-17	.150	63.1	72.4	8-22	.267	65.2	69.9	5-11	2-10	1-1	2-8	W1
Nebraska	2-18	.100	68.1	79.4	7-24	.226	70.0	77.7	5-11	0-12	2-1	0-10	L16

2019-20 BIG TEN TOURNAMENT SCHEDULE

Wednesday, March 11

Game 1: #12 seed Minnesota vs. #13 seed Northwestern, 6 p.m., BTN
 Game 2 #11 seed Indiana vs. #14 seed Nebraska, approx. 8:30 p.m., BTN

Thursday, March 12

Game 3 #8 seed Rutgers vs. #9 seed Michigan, 12 p.m., BTN
 Game 4 #5 seed Iowa vs. Game 1 winner, 25 min. after, BTN
 Game 5 #7 seed Ohio State vs. #10 seed Purdue, 6:30 p.m., BTN
 Game 6 #6 seed Penn State vs. Game 2 winner, 25 min. after, BTN

Friday, March 13

Game 7 #1 seed Wisconsin vs. Game 3 winner, 12 p.m., BTN
 Game 8 #4 seed Illinois vs. Game 4 winner, 25 min. after, BTN
 Game 9 #2 seed Michigan State vs. Game 5 winner, 6:30 p.m., BTN
 Game 10 #3 seed Maryland vs. Game 6 winner, 25 min. after, BTN

Saturday, March 14

Game 11 Semifinal #1, 1 p.m., CBS
 Game 12 Semifinal #2, 25 min. after, CBS

Sunday, March 15

Game 13 Championship Game, 3:30 p.m. CBS

* All Times ET

INDIANA RESUME

	Record	NET	SOS	Ken	KPI	SOR	BPI	SAG	Top 25 W	Q1W	Q2W	Q3	Q4L
Indiana	19-12	60	49	39	43	28	39	29	5	4	5	0	0
Florida	19-12	28	21	33	28	44	23	21	2	5	4	0	0
Marquette	18-12	26	6	30	34	38	30	37	2	5	6	0	0
LSU	21-10	30	11	36	22	37	31	44	0	4	7	1	0
Xavier	19-12	43	8	43	29	41	48	31	1	3	7	0	0
Rutgers	19-11	32	39	27	51	30	32	35	4	4	5	1	0
Oklahoma	19-12	44	28	35	38	31	47	34	3	5	6	0	0
Providence	19-12	36	13	40	27	46	43	28	5	7	5	3	1
Texas Tech	18-13	22	52	21	61	56	20	36	2	3	4	0	0
Cincinnati	20-10	51	17	45	32	47	46	32	2	2	7	4	0
Richmond	24-7	37	84	46	39	39	40	52	0	3	3	1	0
Arkansas	19-12	45	23	49	36	63	44	50	0	4	2	0	0
Stanford	20-11	29	91	38	45	61	49	62	2	5	2	1	0
Texas	19-12	68	43	60	42	36	69	30	3	5	2	0	0
Wichita St	22-8	46	78	42	43	34	41	43	1	2	7	0	0
Arizona St	20-11	52	16	63	31	43	66	68	2	5	5	0	0
USC	22-9	42	73	54	33	32	59	56	1	5	6	1	0
NC State	19-12	54	64	51	49	51	45	46	1	4	4	2	0
UCLA	18-12	75	50	78	46	60	94	60	3	6	3	1	1
N. Iowa	23-6	48	114	48	57	52	64	89	1	1	3	3	0

These scores represent the measurement of each category that is on the NCAA Team sheet. Of these 20 teams, IU does have the best strength of record.



A MAGICAL MOMENT

BLOOMINGTON, Ind. - Once a coach, always a coach.

Bob Knight, the legendary former head coach of Indiana basketball, the man who helped the Hoosiers to three of their five national championships and won nearly twice as many games as any other basketball coach in Indiana University history, returned to Simon Skjodt Assembly Hall following a near 20-year absence to the thunderous adoration of a sell-out crowd.

During a ceremony at halftime of the Hoosiers' battle with rival Purdue, former players from the 1979-80 Big Ten championship team and throughout the decades were honored, but it was Knight's appearance that was the highlight. Knight's former players were announced, then a video presentation helped introduce the coach who is, for many, Indiana basketball.

He didn't speak to the crowd. He didn't have to. Everyone else was happy to speak for him.

"I think this is one of the great days in college sports history," said Quinn Buckner, a star during his days at IU and an anchor on Knight's undefeated 1975-76 team.

Buckner was joined by another former IU star, Randy Wittman, in the hallway after halftime. The grown men were emotional. Their coach had finally returned home.

"Randy was very instrumental and led the charge," Buckner said. "We all pitched in to try to get him here to see the reaction from the people who appreciate not only Indiana basketball, but Coach Bob Knight. We thought that was really important. Get him in and let him really enjoy it. We really think he did. Did you see him get fired up?"

Knight enjoyed the warmth of the crowd and plenty of hugs with his former players, but on Branch McCracken Court once again, Knight couldn't help himself.

He pumped his first. He yelled "Play defense!" to the student section, drawing another roar from the crowd.

Again, once a coach, always a coach.

It's almost difficult to put into words how important Knight's return to Assembly Hall was to much of the Indiana fanbase. The building Knight built into one of the most intimidating in all of college basketball chanted "Bobby! Bobby! Bobby!" as Knight walked onto the court, escorted by his son, Pat Knight, Buckner, former IU player Steve Green, and former IU star Scott May.

Knight's departure from IU in 2000 was controversial, and echoes of Knight's dismissal still resound with some fans today. There were many who feared the man they called "The General" would never come back to Bloomington let alone Assembly Hall.

IU has reached out to Knight repeatedly over the years, but old wounds can take a while to heal. The time that has passed, the reasons why it took so long for Knight to come back, ultimately are irrelevant.

"We have to be realistic about today," Buckner said. "We had a historic day. The only thing that matters is that coach came back to Bloomington, and he came back to IU. What was here before is gone."

Director of Athletics Fred Glass welcomed Knight back with open arms.

"Over the course of his Hall-of-Fame career, I don't think anything meant more to Coach Knight than the relationships he developed with his players," Glass said. "It's great that he is able to enjoy this moment with so many of them. We are very pleased to welcome him back to Simon Skjodt Assembly Hall."

Wittman wasn't shy about his feelings.

"I am emotional," Wittman said. "He's a big part of who I am and who we are. I came here as a kid and left here as a man. What I've done in my life was in a big part owed to him. It's very emotional."

Knight was emotional as well. He had tears in his eyes as the cheers washed over him, and he clearly enjoyed spending time with his players. But the spark is always there.

He embraced former guard Keith Smart, the kid who drained a floating jumper with :04 seconds left to bring the Hoosiers their 1987 national championship. Knight hugged Smart, grabbed his shoulders, and shook him for a second. Smart immediately responded by breaking down into a defensive stance and moving his feet, recreating a drill that he had run thousands of times for Knight during his IU days.

It all made for a special moment in Indiana basketball history, the brightest spot in what has been a roller-coaster year. The 2019-20 Hoosiers fell to Purdue, but for those in attendance, the day wasn't about the present. It was about the past and dreaming of a brighter future.

"As Quinn said, I don't know if there's going to be a bigger day," Wittman said. "Hopefully we'll win a couple more national championships before long, but to have our coach go back to Indiana and let these fans and the state of Indiana show their appreciation... and he showed his appreciation for them."

Knight visited with ESPN analyst Dick Vitale on the court, joking that he wanted the headset. Knight then led the crowd in a fist-pumping chant of "De-fense! De-fense!" again before making his way off the court with Pat Knight, Smart, and former star Mike Woodson in tow.

But then Knight stopped. He stood just short of the tunnel he had entered countless times before. He raised his hands to the student section, most of whom weren't even born when he last coached at IU. It didn't make a difference. They understood the impact of the man, the importance of the moment. The students roared one more time, and Knight stood with his head down.

He remained in place for 17 seconds, savoring the moment. The IU band broke into the final five notes of the IU fight song, and when the fans screamed the traditional "I-U!" to close the song, The General once again began marching, this time out of the spotlight.

Knight may return again in the future. He may not. It doesn't make a difference. The chance for Knight to walk on the court one more time, to bask in the roars of the crowd, has been anticipated for years. Now it has happened, and it's a moment that will provide closure for many.

Woodson was clear why he felt it was important for Knight to finally return to Assembly Hall.

"He made all his marks right here at Indiana University," Woodson said. "This is home."

2020 BIG TEN TOURNAMENT - FIRST ROUND
LAST TIME VS NEBRASKA - 1/19/20



Official Basketball Box Score - Final
Indiana at Nebraska
01/19/20 Pinnacle Bank Arena, Lincoln
Nebraska vs. Indiana

Game Time: 12:08 AM
Game Duration: 2:12
Attendance: 15,925

Officials: Terry Wymer, Rob Kueneman, Steve Horacki

Indiana - 82												
Record: 14-4 (4-3)												
NO.	Name	Min	FG M-A	3P M-A	FT M-A	Rebounds OR DR TOT	Fouls PF FD	TP	AS	TO	ST	Blocks BS BA +/-
3	Justin Smith	F 32:23	7-12	1-3	0-1	3 4 7	2 1 15	2	1	0	1	0 3
4	Trayce Jackson-Davis	F 36:10	6-7	0-0	6-8	2 11 13	0 4 18	4	0	0	1	0 12
50	Joey Brunk	C 28:21	7-8	0-0	2-5	2 3 5	1 4 16	2	2	0	2	0 13
1	Aljami Durham	G 20:55	1-6	1-5	4-6	0 0 0	3 3 7	1	2	0	0	0 -13
10	Rob Phinisee	G 23:55	2-7	1-5	0-0	0 1 1	4 2 5	4	4	1	1	0 13
11	Devonte Green	G 14:10	1-6	1-4	0-0	0 4 4	2 0 3	4	2	0	1	0 -4
25	Race Thompson	07:37	0-2	0-1	0-0	1 2 3	0 0 0	0	0	0	0	0 -11
2	Armaan Franklin	22:43	3-8	2-5	0-0	0 6 6	3 4 8	4	3	1	1	1 18
21	Jerome Hunter	08:05	2-3	2-3	0-0	0 0 0	2 0 6	0	1	0	0	0 5
20	De/Ron Davis	05:41	2-2	0-0	0-0	0 3 3	0 0 4	0	0	0	0	0 4
Team						4 2 6	0	1				
Totals			31-61	8-26	12-20	12 36 48	17 18 82	21	16	2	8	1 8

Technical Fouls: NONE

Nebraska - 74												
Record: 7-11 (2-5)												
NO.	Name	Min	FG M-A	3P M-A	FT M-A	Rebounds OR DR TOT	Fouls PF FD	TP	AS	TO	ST	Blocks BS BA +/-
24	Yvan Ouedraogo	F 22:23	2-4	0-0	0-0	2 3 5	1 1 4	0	1	0	0	1 -5
3	Cam Mack	G 37:19	5-15	3-8	7-11	0 3 3	3 7 20	9	3	0	1	2 -11
11	Dachon Burke	G 27:50	5-12	0-4	2-4	1 3 4	1 5 12	0	1	2	0	2 -14
22	Haanif Cheatham	G 34:13	4-10	2-5	0-1	0 1 1	0 1 10	3	1	0	0	0 -8
34	Thorir Thorbjarnarson	G 37:19	5-9	1-5	2-2	1 8 9	4 1 13	3	2	3	0	0 -3
1	Kevin Cross	15:54	1-5	1-3	2-2	0 2 2	5 1 5	1	2	0	0	1 -4
30	Charlie Easley	16:08	2-4	2-3	2-2	1 0 1	2 1 8	0	0	3	0	1 4
25	Matej Kavaz	02:41	0-2	0-1	0-0	0 0 0	0 0 0	0	0	0	0	0 -5
23	Jervay Green	06:13	1-2	0-1	0-0	0 1 1	2 0 2	0	1	0	0	0 6
Team						3 1 4	0	0				
Totals			25-63	9-30	15-22	8 22 30	18 17 74	16	11	8	1	8 -8

Technical Fouls: NONE

	IND		NEB		Points from			Period by Period Scoring			
	1st	2nd	1st	2nd	1st	2nd	TOT	1st	2nd	TOT	
Biggest lead	19 (2 nd 15:02)	9 (1 st 12:18)			10	13					
Best Scoring Run	10 (2 nd 15:02)	11 (1 st 12:18)			40	30					
Lead Changes	12				15	9		IND	46	36	82
Times Tied	4				9	11		NEB	41	33	74
Time with Lead	27:23	11:21			21	15					

Game Notes: Actual Attendance 12,943



Official Basketball Box Score - Final
Nebraska at Indiana
12/14/19 Simon Skjott Asseby Hall, Bloomington
2019-20 Men's Basketball

Game Time: 1:00 AM
Game Duration: 2:15
Attendance: 17,222

Officials: Larry Scrotto, Paul Szece, Keith Kimble

Nebraska - 90												
Record: 4-6 (0-1)												
NO.	Name	Min	FG M-A	3P M-A	FT M-A	Rebounds OR DR TOT	Fouls PF FD	TP	AS	TO	ST	Blocks BS BA +/-
24	Yvan Ouedraogo	F 32:38	4-11	0-0	1-4	5 5 10	4 3 9	1	2	1	0	2 -2
3	Cam Mack	G 44:31	5-14	3-8	2-2	0 3 3	3 2 15	10	4	2	0	2 -5
11	Dachon Burke	G 40:28	9-16	4-8	3-4	0 1 1	4 3 25	2	2	2	0	1 -6
22	Haanif Cheatham	G 41:10	7-15	2-6	5-6	0 6 6	2 3 21	3	0	0	0	1 -3
34	Thorir Thorbjarnarson	G 41:01	7-12	3-5	0-0	0 1 1	4 1 17	1	1	0	0	0 -1
1	Kevin Cross	12:22	1-3	0-2	1-2	3 4 7	2 2 3	2	0	0	0	0 -4
25	Matej Kavaz	10:34	0-3	0-3	0-0	0 0 0	2 0 0	0	0	0	0	0 -8
30	Charlie Easley	02:15	0-1	0-0	0-0	0 0 0	2 0 0	0	0	0	0	0 -1
00	Akol Arop	00:01	0-0	0-0	0-0	0 0 0	0 0 0	0	0	0	0	0 0
Team						3 0 3	0	0				
Totals			33-75	12-32	12-18	11 20 31	23 14 90	19	9	5	0	6 -6

Technical Fouls: NONE

Indiana - 96												
Record: 10-1 (1-1)												
NO.	Name	Min	FG M-A	3P M-A	FT M-A	Rebounds OR DR TOT	Fouls PF FD	TP	AS	TO	ST	Blocks BS BA +/-
3	Justin Smith	F 40:17	5-9	0-2	6-10	3 7 10	1 5 16	2	2	0	1	0 13
4	Trayce Jackson-Davis	F 34:55	9-12	0-0	7-11	6 9 15	0 6 25	2	1	1	3	0 11
50	Joey Brunk	C 17:15	3-4	0-0	2-2	1 4 5	2 1 9	0	4	0	0	0 3
1	Aljami Durham	G 32:17	4-10	2-5	4-4	0 3 3	5 3 14	3	2	0	0	0 5
11	Devonte Green	G 14:31	2-7	1-5	0-0	0 1 1	1 0 5	1	2	1	0	0 17
2	Armaan Franklin	16:43	0-4	0-4	0-0	0 1 1	0 1 0	2	1	0	1	0 -2
10	Rob Phinisee	26:29	6-10	2-4	2-2	0 2 2	1 1 16	4	1	1	0	0 -8
23	Damezi Anderson	16:10	0-4	0-3	5-6	2 4 6	2 3 5	0	1	1	0	0 -4
25	Race Thompson	08:31	1-4	0-1	1-2	2 2 4	1 1 3	0	0	0	1	0 -6
20	De/Ron Davis	07:27	1-1	0-0	0-0	0 0 0	1 1 2	0	0	1	0	0 5
21	Jerome Hunter	10:25	1-3	0-1	0-1	2 1 3	0 1 2	0	0	0	0	0 -4
Team						3 1 4	0	1				
Totals			32-68	5-25	27-38	19 35 54	14 23 96	14	15	5	6	0 8

Technical Fouls: NONE

	NEB		IND		Points from			Period by Period Scoring			
	1st	2nd	1st	2nd	1st	2nd	TOT	1st	2nd	TOT	
Biggest lead	4 (1 st 7:05)	9 (1 st 16:57)			21	10					
Best Scoring Run	12 (1 st 13:30)	6 (1 st 16:57)			42	52					
Lead Changes	12				10	26		NEB	39	43	8 90
Times Tied	8				18	19		IND	40	42	14 96
Time with Lead	07:45	33:28			3	28					

INDIANA LEADS ALL-TIME SERIES, 14-7

2/5/20	W	24-20	Lincoln
2/6/20	L	18-38	Lincoln
12/23/37	W	43-42	Lincoln
12/15/39	W	49-39	Lincoln
12/15/41	W	56-29	Bloomington
12/30/42	W	40-39	Lincoln
12/30/44	W	65-42	Bloomington
12/21/74	W	97-60	Bloomington
12/30/82	W	67-50	Indianapolis
1/18/12	L	69-70	Lincoln
2/13/13	W	76-47	Bloomington
1/30/14	L	55-60	Lincoln
3/5/14	L	60-70	Bloomington
12/31/14	W	70-65	Lincoln
1/2/16	W	79-69	Lincoln
2/17/16	W	80-64	Bloomington
12/28/16	L	83-87	Bloomington
2/20/18	L	57-66	Lincoln
1/14/19	L	51-66	Bloomington
12/13/19	W	96-90 (ot)	Bloomington
1/19/20	W	82-74	Lincoln



INDIANA VS. NEBRASKA THIS SEASON

#	Player	gp-gs	min	avg	Total		3-Point		F-Throw		Rebounds								pts	avg					
					fg-fga	fg%	3fg-fga	3fg%	ft-fa	ft%	off	def	tot	avg	pf	dq	a	to			blk	stl			
04	Trayce Jackson-Davis	2-2	71	35.5	15-19	.789	0-0	.000	13-19	.684	8	20	28	14.0	0	0	6	1	4	1	43	21.5			
03	Justin Smith	2-2	73	36.5	12-21	.571	1-5	.200	6-11	.545	6	11	17	8.5	3	0	4	3	2	0	31	15.5			
50	Joey Brunk	2-2	46	23.0	10-12	.833	0-0	.000	4-7	.571	3	7	10	5.0	3	0	2	6	2	0	24	12.0			
01	Aljami Durham	2-2	53	26.5	5-16	.313	3-10	.300	8-10	.800	0	3	3	1.5	8	1	4	4	0	0	21	10.5			
10	Rob Phinisee	2-1	51	25.5	8-17	.471	3-9	.333	2-2	1.000	0	3	3	1.5	5	0	8	5	1	2	21	10.5			
23	Damezi Anderson	1-0	16	16.0	0-4	.000	0-3	.000	5-6	.833	2	4	6	6.0	2	0	0	1	0	1	5	5.0			
02	Armaan Franklin	2-0	40	20.0	3-12	.250	2-9	.222	0-0	.000	0	7	7	3.5	3	0	6	4	2	1	8	4.0			
21	Jerome Hunter	2-0	17	8.5	3-6	.500	2-4	.500	0-1	.000	2	1	3	1.5	2	0	0	1	0	0	8	4.0			
11	Devonte Green	2-1	28	14.0	3-13	.231	2-9	.222	0-0	.000	0	5	5	2.5	3	0	5	4	1	1	8	4.0			
20	De'Ron Davis	2-0	13	6.5	3-3	1.000	0-0	.000	0-0	.000	0	3	3	1.5	1	0	0	0	0	1	6	3.0			
25	Race Thompson	2-0	17	8.5	1-6	.167	0-2	.000	1-2	.500	3	4	7	3.5	1	0	0	0	2	0	3	1.5			
Team											7	3	10											2	
Total.....		2	425		63-129	.488	13-51	.255	39-58	.672	31	71	102	51.0	31	1	35	31	14	7	178	89.0			

NEBRASKA VS. INDIANA THIS SEASON

#	Player	gp-gs	min	avg	Total		3-Point		F-Throw		Rebounds								pts	avg					
					fg-fga	fg%	3fg-fga	3fg%	ft-fa	ft%	off	def	tot	avg	pf	dq	a	to			blk	stl			
11	Dachon Burke	2-2	68	34.0	14-28	.500	4-12	.333	5-8	.625	1	4	5	2.5	5	0	2	3	0	4	37	18.5			
03	Cam Mack	2-2	82	41.0	10-29	.345	6-16	.375	9-13	.692	0	6	6	3.0	6	0	19	7	1	2	35	17.5			
22	Haanif Cheatham	2-2	75	37.5	11-25	.440	4-11	.364	5-7	.714	0	7	7	3.5	2	0	6	1	0	0	31	15.5			
34	Thorir Thorbjarnarso	2-2	79	39.5	12-21	.571	4-10	.400	2-2	1.000	1	9	10	5.0	8	0	4	3	0	3	30	15.0			
24	Yvan Ouedraogo	2-2	54	27.0	6-15	.400	0-0	.000	1-4	.250	7	8	15	7.5	5	0	1	3	0	1	13	6.5			
01	Kevin Cross	2-0	29	14.5	2-8	.250	1-5	.200	3-4	.750	3	6	9	4.5	7	1	3	2	0	0	8	4.0			
30	Charlie Easley	2-0	18	9.0	2-5	.400	2-3	.667	2-2	1.000	1	0	1	0.5	4	0	0	0	0	3	8	4.0			
23	Jervay Green	1-0	7	7.0	1-2	.500	0-1	.000	0-0	.000	0	1	1	1.0	2	0	0	1	0	0	2	2.0			
00	Akol Arop	1-0	0	0.0	0-0	.000	0-0	.000	0-0	.000	0	0	0	0.0	0	0	0	0	0	0	0	0.0			
25	Matej Kavvas	2-0	13	6.5	0-5	.000	0-4	.000	0-0	.000	0	0	0	0.0	2	0	0	0	0	0	0	0.0			
Team											6	1	7												
Total.....		2	425		58-138	.420	21-62	.339	27-40	.675	19	42	61	30.5	41	1	35	20	1	13	164	82.0			



KEY STAFF FOR THE HOOSIERS

Tom Ostrom, Associate Head Coach
Enters his third year at IU...came with Miller from Dayton... also has worked at South Alabama and Florida... worked for Billy Donovan with the Gators.

Bruiser Flint, Assistant Coach
Long-time head coach at Drexel who also guided UMass and was an assistant for John Calipari at UMass... in third year at IU

Mike Roberts, Assistant Coach
Former Hoosier (2000-05) who joins the staff for his first season after serving as an assistant at UNC Greensboro, Rice and California... also was a graduate assistant under Coach Bob Knight at Texas Tech.

Bill Comar, Asst. AD/BB Admin.
Enters his third year... came from Dayton. had been a part of teams that made 16 postseason appearances, including 12 NCAA Tournament berths in stops that include Miami of Ohio, Xavier and UD.

Clif Marshall, Dir. of Ath. Perf.
In third year... longtime trainer of professional athletes, most notably several NFL standouts. Also worked with BB programs at Xavier and Dayton.

Tim Garl, Athletic Trainer
Enters 39th year in the program... **new training room is named in his honor.**

Dr. Larry Rink, Team Doctor
Enters 40th year with the team

Dr. Steve Ahlfeld, Team Doctor
Enters 34th year with the team

Brian Walsh, Director of Operations
Enters 3rd year with the team

Ben Sander, Recruitment Analyst
Enters 2nd year with the team

Drew Gladstone, Recruitment Analyst
Enters 3rd year with the team, but first as full-timer

Don Fischer, Radio Play by Play
Enters 47th year with the team
Has third longest tenure in nation among pbp announcers. Ray Goss (Duquesne, 52) and Bill Hillgrove (Pitt, 51)

J.D. Campbell, Sr. Asst. AD/Communications
Enters 13th year with the team

1,000 POINT STREAK
Senior guard **Devonte Green** would need to score 58 points the rest of the season to continue the streak of at least one player from every recruiting class since 2008 eclipsing the mark.

- 2008 Verdell Jones III
- 2009 Jordan Hulls, Christian Watford
- 2010 Victor Oladipo, Will Sheehey
- 2011 Cody Zeller
- 2012 Yogi Ferrell
- 2013 Troy Williams
- 2014 James Blackmon, Jr., Robert Johnson
- 2015 Juwan Morgan

WHEN GREEN TURNS RED HOT
30 (5-7 3FG).....12/3/19 vs. Fla. State
27 (7-11 3FG).....2/13/20 vs. Iowa
26 (8-10 3FG).....3/14/19 vs. Ohio State
20 (4-5 3FG).....1/30/18 at Ohio State

JACKSON-DAVIS DOUBLE-DOUBLES
The Hoosiers are 10-1 when freshman Trayce Jackson-Davis records a double-double.

- 27/16W, 2/19/20 at. Minnesota
- 25/15W, 12/13/19 vs. Nebraska
- 19/14W, 11/30/19 vs. South Dakota State
- 17/14W, 11/16/19 vs. Troy
- 18/13W, 1/18/20 at Nebraska
- 21/11W, 1/25/19 vs. Louisiana Tech
- 18/10W, 3/4 vs. Minnesota
- 17/10W, 2/13/20 vs. Iowa
- 13/10W, 11/9/19 vs. Portland State
- 12/12W, L, 3/1/20 at Illinois

COMPARING FROSH BIG MEN AT IU
Cody Zeller, 2011-12 (B1G Frosh of the Year)
15.6 ppg., 6.6 rpg., 62.3 FG%, 216, FTA, 42 blocks

Noah Vonleh, 2013-14 (B1G Frosh of the Year)
11.3 ppg., 9.0 rpg., 52.3 FG%, 134 FTA, 41 blocks

Thomas Bryant, 2015-16
11.9 ppg., 5.8 rpg., 68.3 FG%, 136 FTA, 32 blocks

Trayce Jackson-Davis, 2019-20
13.6 ppg., 8.2 rpg., 56.8 FG%, 166 FTA, 55 blocks

RECENT IU MCDONALD'S ALL-AMERICANS

- 2007 Eric Gordon
- 2011 Cody Zeller
- 2012 Yogi Ferrell
- 2013 Noah Vonleh
- 2014 James Blackmon, Jr.
- 2015 Thomas Bryant
- 2018 Romeo Langford
- 2019 Trayce Jackson-Davis**

HOOSIERS IN THE NBA/G LEAGUE

- Eric Gordon - Houston Rockets
- Victor Oladipo - Indiana Pacers
- Cody Zeller - Charlotte Hornets
- Noah Vonleh - Denver Nuggets
- Yogi Ferrell - Sacramento Kings
- Romeo Langford - Boston Celtics
- OG Anunoby - Toronto Raptors
- Thomas Bryant - Washington Wizards
- Juwan Morgan - Utah Jazz/Utah Stars

GOLD JERSEY WINNERS

- WEEK 1 Trayce Jackson-Davis
- WEEK 2 Joey Brunk
- WEEK 3 Trayce Jackson-Davis
- WEEK 4 Trayce Jackson-Davis
- WEEK 5 Joey Brunk
- WEEK 6 Justin Smith
- WEEK 7 Damezi Anderson
- WEEK 8 Trayce Jackson-Davis
- WEEK 9 Joey Brunk
- WEEK 10 Trayce Jackson-Davis
- WEEK 11 Rob Phinisee

CROSSROADS DRAMATICS

Archie Miller is 3-0 in the event with 3 dramatic triumphs. The event is played in Bankers Life Fieldhouse where this year's Big Ten Tournament is held.

2019--Freshman **Armaan Franklin** hits a 3-pointer with 15.7 seconds as IU rallied from a 5-point deficit in the final 4 minutes to beat Notre Dame, 62-60. IU had led by as many as 17 in the 2nd half.

2018--Freshman **Rob Phinisee** hit a desperation 3-pointer at the buzzer to give IU a 71-68 win over Butler. The Hoosiers trailed by as many as 11 and the game-winner gave IU its largest lead of the contest.

2017--Junior **Zach McRoberts** offensive rebound off a missed **Juwan Morgan** free throw and feed to Morgan for a dunk with 10 seconds left, gave IU an 80-77 overtime win over Notre Dame. The Irish led by as many as 14 in the first half.



INDIANA ALL-TIME SCORING LIST			
1.	Calbert Cheaney	2,613*	1990-93
2.	Steve Alford	2,438	1984-87
3.	Don Schlundt	2,192	1952-55
4.	A.J. Guyton	2,100	1997-00
5.	Mike Woodson	2,061	1977-80
6.	Kevin "Yogi" Ferrell	1,986	2012-16
7.	Alan Henderson	1,979	1992-95
8.	Damon Bailey	1,741	1991-94
9.	Kent Benson	1,740	1974-77
10.	Christian Watford	1,730	2010-13
11.	Eric Anderson	1,715	1989-92
12.	Brian Evans	1,701	1993-96
13.	Scott May	1,593	1974-76
14.	Greg Graham	1,590	1990-93
15.	Randy Wittman	1,549	1979-83
16.	Archie Dees	1,546	1956-58
17.	Bracey Wright	1,498	2003-05
18.	D.J. White	1,447	2004-08
19.	Walt Bellamy	1,441	1959-61
20.	Ray Tolbert	1,427	1978-81
21.	Robert Johnson	1,413	2014-18
22.	Kirk Haston	1,406	1999-01
23.	Jimmy Rayl	1,401	1961-63
24.	Juwan Morgan	1,374	2015-18
25.	Andrae Patterson	1,365	1995-98
26.	Uwe Blab	1,357	1982-85
27.	Verdell Jones III	1,347	2009-12
28.	Ted Kitchel	1,336	1979-83
29.	Jordan Hulls	1,318	2010-13
30.	Tom Bolyard	1,299	1961-63
31.	Joby Wright	1,272	1970-72
32.	Steve Green	1,265	1973-75
33.	Tom VanArsdale	1,252	1963-65
34.	Dick VanArsdale	1,240	1963-65
35.	James Blackmon Jr.	1,235	2015-17
36.	Steve Downing	1,220	1971-73
37.	Tom Coverdale	1,217	2000-03
38.	Jeff Newton	1,203	2000-03
39.	Quinn Buckner	1,195	1973-76
40.	Cody Zeller	1,157	2011-13
41.	Will Sheehy	1,120	2011-14
42.	Victor Oladipo	1,117	2010-13
43.	Troy Williams	1,115	2013-16
44.	Marshall Strickland	1,106	2003-06
45.	Vernon Payne	1,101	1966-68
46.	Joe Cooke	1,099	1968-69
47.	Bob Leonard	1,098	1952-54
48.	Daryl Thomas	1,095	1984-87
49.	Rick Calloway	1,073	1986-88
50.	Jay Edwards	1,038	1988-89
51.	Butch Joyner	1,030	1966-68
52.	Jared Jeffries	1,008	2001-02
53.	Matt Nover	978	1990-93
54.	Isiah Thomas	968	1980-81
55.	Luke Recker	954	1998-99
56.	Devonte Green	942	2016-pr.

ARCHIE MILLER RECORD WHEN...		
	AT IU W-L	'19-'20 W-L
Controlling the tip	30-11	11-5
Scoring first	23-13	11-4
Leading at the half	40-11	15-3
Trailing at the half	12-28	4-7
Tied at the half	1-5	0-2
Leading with 5:00 left	45-5	17-2
Trailing with 5:00 left	6-36	1-9
Tied with 5:00 left	2-2	1-1
Overtime Games	4-2	1-0
Game decided by 1-5 points	18-12	5-3
Game decided by 6-10 points	6-14	3-4
Game decided by 11-15 points	9-6	6-2
Game decided by 16+ points	21-11	5-3
Vs. ranked opponents	10-17	5-4
Vs. unranked opponents	43-25	14-8
REBOUNDING		
Out-rebounds opponent	44-16	16-6
Out-rebounded by opponent	10-25	3-6
Rebounds are even	1-1	0-0
TURNOVERS		
Forces more turnovers	38-11	14-1
Commits more turnovers	13-29	4-11
Turnovers are even	3-3	1-0
FIELD GOALS		
Shoots 50% or better	27-4	8-1
Shoots between 40-49%	24-21	10-6
Shoots below 40%	3-18	1-5
THREE-POINTERS		
Shoots 50% or better	7-2	2-2
Shoots between 40-49%	8-6	2-2
Shoots below 40%	39-35	15-8
OFFENSE		
Scores less than 60 points	1-16	1-6
Scores 60-69 points	14-17	7-5
Scores 70-79 points	15-9	2-1
Scores 80+ points	24-1	9-0
DEFENSE		
Allows less than 60 points	14-4	5-2
Allows 60-69 points	22-9	9-4
Allows 70-79 points	14-20	4-4
Allows 80+ points	3-10	1-2
BENCH SCORING		
Bench out-scores opponent	33-24	13-8
Opponent bench scores more	17-19	5-4
Bench scoring is even	4-0	1-0
FREE THROW SHOOTING		
Shoots 70% or better	21-15	8-6
Shoots 60-69%	17-16	5-4
Shoots less than 60%	16-12	6-2
DOUBLE FIGURE SCORING		
0 in double figures	1-0	1-0
1 in double figures	0-7	0-3
2 in double figures	6-15	2-4
3 in double figures	20-14	8-4
4 in double figures	18-5	6-1
5+ in double figures	8-2	2-0
BY MONTH		
November	16-5	7-0
December	14-5	4-2
January	8-17	4-4
February	10-11	3-4
March	6-5	1-2
DAY OF THE WEEK		
Sunday	5-8	1-4
Monday	4-2	1-0
Tuesday	10-7	4-0
Wednesday	8-6	4-2
Thursday	5-4	2-1
Friday	6-5	1-0
Saturday	16-8	6-5

ASSOCIATED PRESS TOP 25 (March 8)			
RK	TEAM	REC	PTS
1	Kansas	28-3	1,625
2	Gonzaga	29-2	1,546
3	Dayton	29-2	1,507
4	Florida State	26-5	1,384
5	Baylor	26-4	1,322
6	San Diego State	30-2	1,261
7	Creighton	24-7	1,157
8	Kentucky	25-6	1,118
9	Michigan State	22-9	995
10	Duke	25-6	990
11	Villanova	24-7	989
12	Maryland	24-7	912
13	Oregon	24-7	904
14	BYU	24-7	762
15	Louisville	24-7	755
16	Seton Hall	21-9	722
17	Virginia	23-7	560
18	Wisconsin	21-10	495
19	Ohio State	21-10	443
20	Auburn	25-6	436
21	Illinois	21-10	241
22	Houston	23-8	167
23	West Virginia	21-10	167
24	Butler	22-9	161
25	Iowa	20-11	111

Others receiving votes: Stephen F. Austin 75, Providence 66, East Tennessee State 59, Michigan 53, Penn State 42, Utah State 40, Saint Mary's 9, Arizona 7, Liberty 6, USC 6, Richmond 5, Northern Iowa 4, UCLA 4, New Mexico State 4, Rutgers 4, Texas Tech 3, Vermont 2, LSU 2, Purdue 1, Belmont 1, Mississippi State 1, Florida 1

USA TODAY COACHES POLL (March 8)			
RK	TEAM	REC	PTS
1	Kansas	28-3	800
2	Gonzaga	29-2	755
3	Dayton	29-2	743
4	Florida State	26-5	659
5	Baylor	26-4	656
6	San Diego St.	30-2	584
7	Kentucky	25-6	570
8	Villanova	24-7	524
9	Creighton	24-7	513
10	Duke	25-6	508
11	Maryland	24-7	487
12	Michigan St	22-9	431
13	Oregon	24-7	425
14	Louisville	24-7	421
15	Seton Hall	21-9	383
16	Brigham Young	24-7	340
17	Auburn	25-6	228
18	Virginia	23-7	227
19	Wisconsin	21-10	225
20	Ohio St.	21-10	193
21	Butler	22-9	145
22	Illinois	21-10	131
23	West Virginia	21-10	105
24	Houston	23-8	92
25	Iowa	20-11	79

Others receiving votes: Penn St. 33; East Tennessee St. 26; Michigan 25; Stephen F. Austin 16; St. Mary's 12; Providence 11; Utah St. 8; Texas Tech 8; Colorado 7; UCLA 6; Rutgers 5; Louisiana State 5; Arizona 4; Southern California 3; Stanford 2; Richmond 2; Northern Iowa 2; Oklahoma 1.



HOOSIER BASKETBALL SIGNS THREE TO NATIONAL LETTERS OF INTENT

Indiana University men's basketball coach Archie Miller has announced the signing of national letters of intent for three students-athletes to attend IU and play basketball for the Hoosiers beginning next season. Joining the Cream and Crimson will be guard Trey Galloway (Culver, IN/Culver Academy), forward Jordan Geronimo (Newark, N.J./St. Paul's) and guard Anthony Leal (Bloomington, IN/South).

The class is currently rated 20th in the country by 247Sports.com.

Quoting Coach Miller

"We are excited to add three high-quality young men and their families to the Indiana basketball program. Anthony, Jordan and Trey have competed at championship levels in high school, AAU and have been extremely well coached throughout their lives. They bring toughness, athleticism, versatility and a high basketball IQ and represent everything we look for on and off the court. They make others better, will have a positive impact on our team culture and are prepared to help us compete at the highest level in the Big Ten."

Trey Galloway

G 6-4. 200

Culver, IN (Culver Academies)

Ranked #139: 247, #137, Rivals.com

Helped Culver Academies, which is coached by his father, Mark, to an Indiana Class 3A state title in 2018 and a championship game appearance in 2019. Averaged 16.2 points, 6.4 rebounds, 3.6 assists and 1.4 steals per game... earned a spot on the "core six" Indiana Junior All-Star team... named to the Indiana Basketball Coaches Association Underclass All-State-Supreme 15... named second-team All-State by AP... played for Indiana Elite and Coach Mike Fox where he averaged 16.1 points, shot 42.9 percent from 3-point range, 61.4 percent overall from the field and 66.7 percent from the line this past summer ... also averaged 3.9 rebounds, 2.1 assists, 1.4 turnovers and 0.6 steals per game... is the son of Mark and Dawn Galloway...father played collegiately at Bethel (IN).

Jordan Geronimo

F 6-6 195

Newark, N.J. (St. Pauls School)

Ranked #81: 247, #77: Rivals.com

Has a 7-foot wingspan... at St. Paul's, Geronimo averaged 14.2 points per game as a junior while shooting 52% on two-pointers and 38% from three-point range... added 8.0 rebounds, 3.0 blocks, 2.0 assists and 2.0 steals per contest... coached by Maxwell Gordon... played AAU ball for Mass Rivals and coach Vin Pastore where they advanced to the Adidas Gauntlet finals... averaged 9.1 points per game and shot 56 percent from the field and 36.4 percent from behind the 3-point line... is the son of Jose and Dawn Geronimo... Dawn (Royster) was a standout basketball player at North Carolina.

Anthony Leal

G 6-5 195

Bloomington, IN (Bloomington South)

Ranked #101: 247, #112: Rivals.com

An outstanding student who is a direct admit to the Kelley School of Business... at Bloomington South, he averaged 19.9 points, 4.9 rebounds, 2.7 assists and 2.1 steals as a junior... led team to a sectional title and a spot in the regional championship game... has scored 1,143 points ... as a sophomore, he made 66 3-pointers, knocking down better than 51 percent of his attempts from beyond the arc while averaging 14.4 points per game... played for legendary coach J.R. Holmes and attended same high school as former Hoosier standout Jordan Hulls... named to the Indiana Basketball Coaches Association Underclass All-State-Supreme 15... earned a spot on the "core six" Indiana Junior All-Star team... played AAU for Mike Fox and Indiana Elite... is the son of Martin and Sherry Leal.



1820–2020

INDIANA UNIVERSITY BICENTENNIAL

200 Years in the Making – Celebrating the IU Bicentennial

Two centuries ago, pioneer Hoosiers recognized that education was essential to Indiana's prosperity, and they made a provision for it in the state's constitution. Indiana Seminary was founded on January 20, 1820. It became Indiana College in 1828 and Indiana University in 1838. An early Trustee noted that when IU welcomed its first students, "a fire was kindled on the altar of learning that has never been extinguished."

Over 200 years, that fire has grown stronger. It has fueled an engine of prosperity for Indiana and the nation, sparked discoveries that solve the world's problems, and illuminated possibilities of human imagination. The original class of 12 men has become a diverse student community more than 110,000 strong from 139 countries. The single building that comprised our first campus is today a statewide network of IU campuses and a global online learning environment. And with the nation's third largest alumni body, IU has graduates in every corner of the world.

"The IU Bicentennial is an opportunity to reflect on Indiana University's first 200 years, and to envision all that it will become in its next century," said Indiana University President Michael A. McRobbie.

The Indiana University Bicentennial is a multi-year, multi-campus program that is academically driven, historically grounded, intellectually stimulating, and enjoyable. Through focused study and criticism, reflection, celebration, and documentation, the Bicentennial demonstrates how Indiana University has served as a "people's university." The Program includes a dynamic series of Bicentennial Signature Projects complemented by activities stemming from individuals, departments, schools, and campuses.

The Goals of the IU Bicentennial are:

- Celebrate and recognize
- Chronicle, document, and explore
- Inspire and engage

Glass Honors Fischer, Rink, Smith With IU Bicentennial Medal

IU Vice President and Director of Intercollegiate Athletics Fred Glass presented IU play-by-play voice Don Fischer, team physician Dr. Larry Rink and radio announcer Joe Smith with the IU Bicentennial Medal previously this season.

The IU Bicentennial medal is awarded to organizations and individuals who, through their personal, professional, artistic, or philanthropic efforts, have broadened the reach of Indiana University around the state, nation, and world. Recipients have enlarged the footprint of IU, or have helped put IU on the map in unique ways, and should be seen as models for future students, faculty, alumni, and organizations to emulate as IU enters its third century.

Fischer clearly reaches that intentionally high bar. Since first coming onto the IU scene in 1973 as the play-by-play voice of Indiana Football, he's been the person that millions of Hoosier fans have trusted to share what unfolds on the field and the court for their beloved Indiana Hoosiers. He's been behind the microphone for many of the truly great moments in IU Athletics history, including three of Indiana's five NCAA men's basketball championships. His longevity is exceeded only by his excellence at his craft, as he has been honored as the National Sports Media Association's Indiana Sportscaster of the Year 26 times.

Dr. Rink is in his 40th season with the Indiana Basketball program. He initiated cardiovascular testing on IU players in 1980 and is considered a pioneer in this area and is a founding member of the Sports Cardiology Division of the American College of Cardiology. Dr. Rink practices cardiology and sports medicine in Bloomington. He is a graduate of the Indiana University School of Medicine and completed his internal medicine residency and cardiovascular fellowship at IU. He is currently a clinical professor of medicine with the IU School of Medicine. Dr. Rink served as the Medical Director for IU Sports Medicine Program in Bloomington for many years. He now serves as Executive Director of the Dr. Lawrence D. Rink Sports Medicine and Technology Center in our athletic complex. He is the recipient of the Distinguished Alumnus Award from the IU School of Medicine and has an Honorary "I" Men Association appointment.

Smith is in his 36th year with the IU Radio Network. He has handled pre-game, halftime, and post-game duties for Indiana football and men's basketball since 1983. Smith, the sports director of WGCL-AM 1370 in Bloomington, is in his 50th year of radio broadcasting in Bloomington. He began his broadcasting career in 1969 at WAIK Radio in Galesburg, Ill. From 1973-89, Smith worked on "RFD-4 Agri-Business Show" on WTTV-4 with the late Bob Cook. In 1998, Smith was named Indiana Sportscaster of the Year and in April 2003, he was inducted into the Indiana Sportswriters/Sportscasters Hall of Fame. Smith handled the IU TV Warmup Shows from 1978-82 and hosted several IU Coaches Shows from 1983-96 and again from 2002-04. In June 2004, Smith received the J.W. Bill Orwig Medal that goes to non-alumni for distinguished service to the University.



2019-20 SEASON STATS

Overall record: 19-12 Conf: 9-11 Home: 15-4 Away: 2-8 Neutral: 2-0

#	Player	gp-gs	min	avg	Total		3-Point		F-Throw		Rebounds				pf	dq	a	to	blk	stl	pts	avg		
					fg-fga	fg%	3fg-fga	3fg%	ft-fga	ft%	off	def	tot	avg										
04	Trayce Jackson-Davis	31-31	909	29.3	154-271	.568	0-0	.000	114-166	.687	93	160	253	8.2	62	0	36	41	55	22	422	13.6		
11	Devonte Green	28-7	626	22.4	98-270	.363	57-157	.363	48-68	.706	8	66	74	2.6	31	0	58	50	5	20	301	10.8		
03	Justin Smith	31-31	943	30.4	121-246	.492	10-37	.270	70-104	.673	60	99	159	5.1	65	0	28	50	10	30	322	10.4		
01	Aljami Durham	31-31	824	26.6	90-206	.437	34-91	.374	87-107	.813	5	61	66	2.1	66	1	76	59	10	18	301	9.7		
10	Rob Phinisee	26-15	613	23.6	64-176	.364	22-67	.328	37-51	.725	5	59	64	2.5	56	1	86	51	6	26	187	7.2		
50	Joey Brunk	31-30	610	19.7	93-181	.514	0-0	.000	25-56	.446	52	110	162	5.2	63	0	20	32	10	6	211	6.8		
21	Jerome Hunter	29-0	413	14.2	35-100	.350	18-60	.300	24-32	.750	15	43	58	2.0	38	1	9	24	6	10	112	3.9		
25	Race Thompson	28-0	383	13.7	36-77	.468	3-10	.300	27-40	.675	36	77	113	4.0	42	0	11	12	17	20	102	3.6		
02	Armaan Franklin	31-9	417	13.5	36-106	.340	14-59	.237	20-32	.625	2	42	44	1.4	43	0	38	28	2	8	106	3.4		
23	Damezi Anderson	18-0	222	12.3	17-54	.315	8-35	.229	9-10	.900	11	28	39	2.2	24	0	17	13	3	4	51	2.8		
20	DeRon Davis	30-1	253	8.4	32-67	.478	0-1	.000	15-33	.455	18	22	40	1.3	41	0	12	16	4	11	79	2.6		
00	Cooper Bybee	4-0	4	1.0	1-1	1.000	1-1	1.000	0-0	.000	0	0	0	0.0	1	0	0	0	0	0	3	0.8		
22	Jacquez Henderson	1-0	1	1.0	0-0	.000	0-0	.000	0-0	.000	0	0	0	0.0	0	0	0	0	0	0	0	0.0		
14	Nathan Childress	3-0	5	1.7	0-3	.000	0-0	.000	0-0	.000	2	1	3	1.0	0	0	0	0	0	0	0	0.0		
05	Michael Shipp	1-0	1	1.0	0-0	.000	0-0	.000	0-0	.000	0	0	0	0.0	0	0	0	0	0	0	0	0.0		
15	Adrian Chapman	1-0	1	1.0	0-1	.000	0-0	.000	0-0	.000	0	0	0	0.0	0	0	0	0	0	0	0	0.0		
Team											46	42	88											
Total.....		31	6225		777-1759	.442	167-518	.322	476-699	.681	353	810	1163	37.5	532	3	391	392	128	175	2197	70.9		
Opponents.....		31	6225		733-1739	.422	217-668	.325	388-569	.682	266	725	991	32.0	587	14	375	381	103	191	2071	66.8		

TEAM STATISTICS

	IND	OPP	Date	Opponent	Score	Att.
SCORING	2197	2071	11/05/19	WESTERN ILL.	w 98-65	17222
Points per game	70.9	66.8	11/09/19	PORTLAND ST.	w 85-74	17222
Scoring margin	+4.1	-	11/12/19	NORTH ALA.	w 91-65	17222
FIELD GOALS-ATT	777-1759	733-1739	11/16/19	TROY	w 100-62	17222
Field goal pct	.442	.422	11/20/19	PRINCETON	w 79-54	17222
3 POINT FG-ATT	167-518	217-668	11/25/19	LOUISIANA TECH	w 88-75	11930
3-point FG pct	.322	.325	11/30/19	SOUTH DAKOTA ST.	w 64-50	12562
3-pt FG made per game	5.4	7.0	12/03/19	FLORIDA ST.	w 80-64	17222
FREE THROWS-ATT	476-699	388-569	* 12/07/19	at Wisconsin	L 64-84	17287
Free throw pct	.681	.682	12/10/19	vs UConn	w 57-54	10945
F-Throws made per game	15.4	12.5	* 12/13/19	NEBRASKA	wot 96-90	17222
REBOUNDS	1163	991	12/21/19	vs Notre Dame	w 62-60	18538
Rebounds per game	37.5	32.0	12/29/19	ARKANSAS	L 64-71	14892
Rebounding margin	+5.5	-	* 01/04/20	at Maryland	L 59-75	16631
ASSISTS	391	375	* 01/08/20	NORTHWESTERN	w 66-62	13751
Assists per game	12.6	12.1	* 01/11/20	OHIO ST.	w 66-54	15456
TURNOVERS	392	381	* 01/15/20	at Rutgers	L 50-59	8000
Turnovers per game	12.6	12.3	* 01/18/20	at Nebraska	w 82-74	15925
Turnover margin	-0.4	-	* 01/23/20	MICHIGAN ST.	w 67-63	17222
Assist/turnover ratio	1.0	1.0	* 01/26/20	MARYLAND	L 76-77	17222
STEALS	175	191	* 01/29/20	at Penn St.	L 49-64	7656
Steals per game	5.6	6.2	* 02/01/20	at Ohio St.	L 59-68	18809
BLOCKS	128	103	* 02/08/20	PURDUE	L 62-74	17222
Blocks per game	4.1	3.3	* 02/13/20	IOWA	w 89-77	17222
ATTENDANCE	309699	166532	* 02/16/20	at Michigan	L 65-89	12707
Home games-Avg/Game	19-16300	10-13705	* 02/19/20	at Minnesota	w 68-56	9686
Neutral site-Avg/Game	-	2-14742	* 02/23/20	PENN ST.	w 68-60	17222
Score by Periods	1st 2nd OT Totals		* 02/27/20	at Purdue	L 49-57	14804
Indiana	1099 1084 14 2197		* 03/01/20	at Illinois	L 66-67	15544
Opponents	1017 1046 8 2071		* 03/04/20	MINNESOTA	w 72-67	17222
			* 03/07/20	WISCONSIN	L 56-60	17222

* = Conference game



2019-20 BIG TEN ONLY STATS

RECORD:	OVERALL	HOME	AWAY	NEUTRAL
ALL GAMES	9-11	7-3	2-8	0-0
CONFERENCE	9-11	7-3	2-8	0-0
NON-CONFERENCE	0-0	0-0	0-0	0-0

##	Player	gp-gs	min	avg	Total		3-Point		F-Throw		Rebounds				a	to	blk	stl	pts	avg					
					fg-fga	fg%	3fg-fga	3fg%	ft-fa	ft%	off	def	tot	avg							pf	dq			
04	Trayce Jackson-Davis	20-20	601	30.1	95-182	.522	0-0	.000	66-97	.680	59	99	158	7.9	41	0	27	28	33	12	256	12.8			
11	Devonte Green	20-4	412	20.6	59-183	.322	37-107	.346	36-48	.750	8	51	59	3.0	23	0	36	31	3	8	191	9.6			
03	Justin Smith	20-20	618	30.9	72-150	.480	5-22	.227	41-61	.672	33	67	100	5.0	42	0	20	32	5	12	190	9.5			
01	Aljami Durham	20-20	531	26.6	50-125	.400	23-59	.390	61-74	.824	1	39	40	2.0	41	1	43	38	4	11	184	9.2			
10	Rob Phinisee	19-15	486	25.6	51-138	.370	18-55	.327	20-29	.690	4	44	48	2.5	43	0	63	36	6	23	140	7.4			
50	Joey Brunk	20-19	379	19.0	56-113	.496	0-0	.000	10-29	.345	34	62	96	4.8	44	0	8	19	5	4	122	6.1			
21	Jerome Hunter	19-0	287	15.1	22-63	.349	15-41	.366	12-16	.750	10	29	39	2.1	23	0	8	16	3	5	71	3.7			
25	Race Thompson	17-0	245	14.4	23-56	.411	2-6	.333	13-22	.591	22	47	69	4.1	28	0	5	8	12	14	61	3.6			
20	De'Ron Davis	20-1	187	9.4	28-49	.571	0-1	.000	7-18	.389	12	17	29	1.5	27	0	7	8	2	7	63	3.2			
02	Armaan Franklin	20-1	200	10.0	15-52	.288	6-29	.207	5-10	.500	0	20	20	1.0	23	0	14	13	2	4	41	2.1			
23	Damezi Anderson	8-0	79	9.9	2-21	.095	1-14	.071	5-6	.833	4	13	17	2.1	8	0	4	3	1	2	10	1.3			
00	Cooper Bybee	1-0	0	0.0	0-0	.000	0-0	.000	0-0	.000	0	0	0	0.0	0	0	0	0	0	0	0	0.0			
Team											34	18	52												11
Total.....		20	4025		473-1132	.418	107-334	.320	276-410	.673	221	506	727	36.3	343	1	235	243	76	102	1329	66.4			
Opponents.....		20	4025		493-1131	.436	137-411	.333	254-373	.681	177	485	662	33.1	355	5	251	213	70	113	1377	68.8			

TEAM STATISTICS	IND	OPP	Date	Opponent	Score	Att.
SCORING	1329	1377	* 12/07/19	at Wisconsin	L 64-84	17287
Points per game	66.4	68.8	* 12/13/19	NEBRASKA	Wot 96-90	17222
Scoring margin	-2.4	-	* 01/04/20	at Maryland	L 59-75	16631
FIELD GOALS-ATT	473-1132	493-1131	* 01/08/20	NORTHWESTERN	w 66-62	13751
Field goal pct	.418	.436	* 01/11/20	OHIO ST.	w 66-54	15456
3 POINT FG-ATT	107-334	137-411	* 01/15/20	at Rutgers	L 50-59	8000
3-point FG pct	.320	.333	* 01/18/20	at Nebraska	w 82-74	15925
3-pt FG made per game	5.4	6.9	* 01/23/20	MICHIGAN ST.	w 67-63	17222
FREE THROWS-ATT	276-410	254-373	* 01/26/20	MARYLAND	L 76-77	17222
Free throw pct	.673	.681	* 01/29/20	at Penn St.	L 49-64	7656
F-Throws made per game	13.8	12.7	* 02/01/20	at Ohio St.	L 59-68	18809
REBOUNDS	727	662	* 02/08/20	PURDUE	L 62-74	17222
Rebounds per game	36.3	33.1	* 02/13/20	IOWA	w 89-77	17222
Rebounding margin	+3.3	-	* 02/16/20	at Michigan	L 65-89	12707
ASSISTS	235	251	* 02/19/20	at Minnesota	w 68-56	9686
Assists per game	11.8	12.6	* 02/23/20	PENN ST.	w 68-60	17222
TURNOVERS	243	213	* 02/27/20	at Purdue	L 49-57	14804
Turnovers per game	12.2	10.7	* 03/01/20	at Illinois	L 66-67	15544
Turnover margin	-1.5	-	* 03/04/20	MINNESOTA	w 72-67	17222
Assist/turnover ratio	1.0	1.2	* 03/07/20	WISCONSIN	L 56-60	17222
STEALS	102	113	* = Conference game			
Steals per game	5.1	5.7				
BLOCKS	76	70				
Blocks per game	3.8	3.5				
ATTENDANCE	166983	137049				
Home games-Avg/Game	10-16698	10-13705				
Neutral site-Avg/Game	-	0-0				

Score by Periods	1st	2nd	OT	Totals
Indiana	634	681	14	1329
Opponents	679	690	8	1377



SPECIALTY STATS

Game	Paint	2nd	Off TO	FB	Bench
W. Illinois	58/22	15/11	20/12	31/5	29/15
Portland St.	52/33	23/12	18/8	18/14	26/9
N. Alabama	24/16	8/4	23/10	12/2	46/23
Troy	38/20	18/7	23/11	14/8	33/39
Princeton	50/22	6/14	22/9	13/2	28/19
La. Tech	34/36	9/2	20/16	9/15	30/46
SDSU	30/24	6/7	9/13	15/2	18/30
Florida St.	30/28	9/11	16/14	9/10	33/20
@ Wisconsin	30/32	12/11	6/18	11/5	21/17
UConn	34/30	9/12	12/7	7/7	17/5
Nebraska	52/42	26/10	10/21	19/18	28/3
Notre Dame	34/24	15/10	10/16	8/13	19/25
Arkansas	34/20	9/12	6/9	4/15	14/6
@ Maryland	22/34	13/13	9/25	10/10	13/9
Northwestern	32/36	12/9	13/15	17/2	5/14
Ohio St.	20/16	7/13	14/12	3/2	31/18
@ Rutgers	34/36	12/9	13/18	19/19	2/17
@ Nebraska	40/30	15/9	10/13	9/11	21/15
Mich. State	34/18	11/4	17/6	8/4	16/10
Maryland	36/30	11/9	7/8	13/11	37/12
@ Penn St.	28/36	8/11	6/21	7/12	11/31
@ Ohio St.	20/26	0/8	9/10	4/0	24/18
Purdue	20/28	12/7	11/17	1/11	17/33
Iowa	30/38	6/8	25/18	22/7	45/16
@ Michigan	42/40	5/17	5/8	1/5	24/30
@ Minnesota	34/24	10/0	16/6	5/4	23/9
Penn St.	34/34	9/8	21/8	10/10	25/12
@ Purdue	20/34	13/16	10/16	7/4	22/12
@ Illinois	28/32	7/9	7/8	9/8	21/11
Minnesota	52/38	10/13	13/13	15/10	10/10
Wisconsin	22/20	15/14	10/8	2/0	14/2

STARTING LINEUPS

Game	1	2	3	4	5
W. Illinois	Franklin	Durham	Smith	TJD	Brunk
Portland St.	Franklin	Durham	Smith	TJD	Brunk
N. Alabama	Franklin	Durham	Smith	TJD	Brunk
Troy	Franklin	Durham	Smith	TJD	Brunk
Princeton	Franklin	Durham	Smith	TJD	Brunk
La. Tech	Franklin	Durham	Smith	TJD	Brunk
SDSU	Franklin	Durham	Smith	TJD	Brunk
Florida St.	Franklin	Durham	Smith	TJD	Brunk
@ Wisconsin	Franklin	Durham	Smith	TJD	Brunk
UConn	Green	Durham	Smith	TJD	Brunk
Nebraska	Green	Durham	Smith	TJD	Brunk
Notre Dame	Green	Durham	Smith	TJD	Brunk
Arkansas	Green	Durham	Smith	TJD	Brunk
@ Maryland	Green	Durham	Smith	TJD	Brunk
Northwestern	Green	Durham	Smith	TJD	Brunk
Ohio St.	Phinisee	Durham	Smith	TJD	Brunk
@ Rutgers	Phinisee	Durham	Smith	TJD	Brunk
@ Nebraska	Phinisee	Durham	Smith	TJD	Brunk
Mich. State	Phinisee	Durham	Smith	TJD	Brunk
Maryland	Phinisee	Durham	Smith	TJD	Brunk
@ Penn St.	Phinisee	Durham	Smith	TJD	Brunk
@ Ohio St.	Phinisee	Durham	Smith	TJD	Brunk
Purdue	Phinisee	Durham	Smith	TJD	Brunk
Iowa	Phinisee	Durham	Smith	TJD	Brunk
@ Michigan	Phinisee	Durham	Smith	TJD	Brunk
@ Minnesota	Phinisee	Durham	Smith	TJD	Brunk
Penn St.	Phinisee	Durham	Smith	TJD	Brunk
@ Purdue	Phinisee	Durham	Smith	TJD	Brunk
@ Illinois	Phinisee	Durham	Smith	TJD	Brunk
Minnesota	Phinisee	Durham	Smith	TJD	Brunk
Wisconsin	Green	Durham	Smith	TJD	Davis



INDIANA TEAM GAME-BY-GAME

Opponent	Date	Score		fg-fga	pct	3fg-fga	pct	ft-fa	pct	off	def	tot	avg	pf	a	t/o	blk	stl	pts	avg
WESTERN ILL.	11/05/19	98-65	W	38-65	.585	5-11	.455	17-25	.680	14	33	47	47.0	12	18	11	6	6	98	98.0
PORTLAND ST.	11/09/19	85-74	W	30-60	.500	3-14	.214	22-30	.733	16	25	41	44.0	22	11	10	4	4	85	91.5
NORTH ALA.	11/12/19	91-65	W	23-46	.500	8-21	.381	37-45	.822	7	21	28	38.7	23	12	13	9	6	91	91.3
TROY	11/16/19	100-62	W	35-65	.538	9-23	.391	21-30	.700	15	36	51	41.8	25	21	12	6	11	100	93.5
PRINCETON	11/20/19	79-54	W	31-55	.564	3-10	.300	14-17	.824	7	27	34	40.2	13	19	9	2	8	79	90.6
LOUISIANA TECH	11/25/19	88-75	W	27-56	.482	6-19	.316	28-38	.737	9	29	38	39.8	15	13	18	4	7	88	90.2
SOUTH DAKOTA ST.	11/30/19	64-50	W	24-58	.414	7-20	.350	9-18	.500	16	29	45	40.6	15	12	19	7	6	64	86.4
FLORIDA ST.	12/03/19	80-64	W	25-45	.556	7-15	.467	23-38	.605	10	25	35	39.9	19	10	18	4	5	80	85.6
at Wisconsin	12/07/19	64-84	L	21-50	.420	5-14	.357	17-26	.654	10	18	28	38.6	19	12	12	3	3	64	83.2
vs UConn	12/10/19	57-54	W	21-57	.368	2-13	.154	13-18	.722	11	23	34	38.1	15	14	13	3	11	57	80.6
NEBRASKA	12/13/19	96-90	Wot	32-68	.471	5-25	.200	27-38	.711	19	35	54	39.5	14	14	15	6	5	96	82.0
vs Notre Dame	12/21/19	62-60	W	25-61	.410	5-17	.294	7-12	.583	15	27	42	39.8	13	14	12	4	5	62	80.3
ARKANSAS	12/29/19	64-71	L	25-59	.424	5-21	.238	9-18	.500	12	29	41	39.8	17	12	14	3	4	64	79.1
at Maryland	01/04/20	59-75	L	22-61	.361	4-18	.222	11-18	.611	15	27	42	40.0	21	7	14	6	3	59	77.6
NORTHWESTERN	01/08/20	66-62	W	20-54	.370	3-14	.214	23-30	.767	15	25	40	40.0	13	11	16	4	9	66	76.9
OHIO ST.	01/11/20	66-54	W	20-49	.408	6-12	.500	20-36	.556	8	27	35	39.7	19	10	11	4	11	66	76.2
at Rutgers	01/15/20	50-59	L	19-60	.317	2-19	.105	10-12	.833	11	26	37	39.5	17	6	15	2	4	50	74.6
at Nebraska	01/18/20	82-74	W	31-61	.508	8-26	.308	12-20	.600	12	36	48	40.0	17	21	16	8	2	82	75.1
MICHIGAN ST.	01/23/20	67-63	W	26-57	.456	4-12	.333	11-20	.550	10	21	31	39.5	15	12	8	2	6	67	74.6
MARYLAND	01/26/20	76-77	L	30-57	.526	9-19	.474	7-10	.700	9	24	33	39.2	17	22	6	2	0	76	74.7
at Penn St.	01/29/20	49-64	L	19-57	.333	2-11	.182	9-10	.900	11	33	44	39.4	17	9	17	3	3	49	73.5
at Ohio St.	02/01/20	59-68	L	19-42	.452	7-12	.583	14-18	.778	4	20	24	38.7	12	10	13	5	4	59	72.8
PURDUE	02/08/20	62-74	L	22-51	.431	7-21	.333	11-14	.786	8	20	28	38.3	22	15	14	5	2	62	72.3
IOWA	02/13/20	89-77	W	28-61	.459	11-21	.524	22-32	.688	16	23	39	38.3	20	16	17	5	11	89	73.0
at Michigan	02/16/20	65-89	L	28-61	.459	3-12	.250	6-12	.500	7	14	21	37.6	18	7	7	3	1	65	72.7
at Minnesota	02/19/20	68-56	W	24-54	.444	4-14	.286	16-22	.727	8	31	39	37.7	18	15	10	5	4	68	72.5
PENN ST.	02/23/20	68-60	W	23-54	.426	5-14	.357	17-27	.630	9	26	35	37.6	22	7	12	2	10	68	72.4
at Purdue	02/27/20	49-57	L	15-59	.254	5-24	.208	14-21	.667	16	21	37	37.5	18	6	13	4	7	49	71.5
at Illinois	03/01/20	66-67	L	24-59	.407	8-16	.500	10-12	.833	12	27	39	37.6	19	12	10	5	4	66	71.3
MINNESOTA	03/04/20	72-67	W	30-59	.508	3-15	.200	9-17	.529	9	26	35	37.5	12	14	10	1	7	72	71.4
WISCONSIN	03/07/20	56-60	L	20-58	.345	6-15	.400	10-15	.667	12	26	38	37.5	13	9	7	1	6	56	70.9
Indiana		2197		777-1759	.442	167-518	.322	476-699	.681	353	810	1163	37.5	532	391	392	128	175	2197	70.9
Opponents		2071		733-1739	.422	217-668	.325	388-569	.682	266	725	991	32.0	587	375	381	103	191	2071	66.8



INDIANA OPPONENT GAME-BY-GAME

Opponent	Date	Score		fg-fga	pct	3fg-fga	pct	ft-fa	pct	off	def	tot	avg	pf	a	t/o	blk	stl	pts	avg
WESTERN ILL.	11/05/19	98-65	W	22-64	.344	7-24	.292	14-15	.933	9	19	28	28.0	20	9	12	3	6	65	65.0
PORTLAND ST.	11/09/19	85-74	W	21-51	.412	8-16	.500	24-32	.750	7	17	24	26.0	22	8	10	5	7	74	69.5
NORTH ALA.	11/12/19	91-65	W	19-44	.432	7-14	.500	20-27	.741	6	21	27	26.3	31	7	22	0	9	65	68.0
TROY	11/16/19	100-62	W	20-63	.317	5-25	.200	17-31	.548	16	22	38	29.3	25	13	16	3	7	62	66.5
PRINCETON	11/20/19	79-54	W	19-51	.373	6-27	.222	10-13	.769	7	18	25	28.4	14	10	15	2	7	54	64.0
LOUISIANA TECH	11/25/19	88-75	W	28-57	.491	10-25	.400	9-15	.600	2	27	29	28.5	28	17	20	2	13	75	65.8
SOUTH DAKOTA ST.	11/30/19	64-50	W	19-56	.339	6-28	.214	6-8	.750	7	22	29	28.6	16	8	17	2	6	50	63.6
FLORIDA ST.	12/03/19	80-64	W	25-53	.472	7-19	.368	7-16	.438	7	18	25	28.1	24	7	14	2	8	64	63.6
at Wisconsin	12/07/19	64-84	L	30-56	.536	8-20	.400	16-18	.889	8	21	29	28.2	18	13	4	6	5	84	65.9
vs UConn	12/10/19	57-54	W	21-51	.412	6-21	.286	6-10	.600	10	27	37	29.1	20	15	22	8	5	54	64.7
NEBRASKA	12/13/19	96-90	Wot	33-75	.440	12-32	.375	12-18	.667	11	20	31	29.3	23	19	9	0	5	90	67.0
vs Notre Dame	12/21/19	62-60	W	21-56	.375	6-27	.222	12-17	.706	9	23	32	29.5	14	19	9	3	5	60	66.4
ARKANSAS	12/29/19	64-71	L	25-62	.403	12-31	.387	9-12	.750	9	26	35	29.9	18	11	11	3	5	71	66.8
at Maryland	01/04/20	59-75	L	24-62	.387	6-24	.250	21-25	.840	11	25	36	30.4	16	10	7	3	5	75	67.4
NORTHWESTERN	01/08/20	66-62	W	25-56	.446	4-16	.250	8-10	.800	5	24	29	30.3	23	13	14	4	4	62	67.0
OHIO ST.	01/11/20	66-54	W	17-52	.327	9-26	.346	11-19	.579	10	26	36	30.6	24	8	16	3	3	54	66.2
at Rutgers	01/15/20	50-59	L	23-49	.469	4-15	.267	9-18	.500	5	31	36	30.9	14	14	13	6	6	59	65.8
at Nebraska	01/18/20	82-74	W	25-63	.397	9-30	.300	15-22	.682	8	22	30	30.9	18	16	11	1	8	74	66.2
MICHIGAN ST.	01/23/20	67-63	W	22-49	.449	9-21	.429	10-14	.714	5	24	29	30.8	17	13	13	6	4	63	66.1
MARYLAND	01/26/20	76-77	L	27-56	.482	12-29	.414	11-18	.611	10	19	29	30.7	15	14	5	3	3	77	66.6
at Penn St.	01/29/20	49-64	L	24-64	.375	5-18	.278	11-23	.478	11	27	38	31.0	12	12	7	3	15	64	66.5
at Ohio St.	02/01/20	59-68	L	26-56	.464	10-27	.370	6-8	.750	11	20	31	31.0	16	19	10	1	6	68	66.5
PURDUE	02/08/20	62-74	L	25-52	.481	8-16	.500	16-24	.667	8	21	29	31.0	14	14	12	4	6	74	66.9
IOWA	02/13/20	89-77	W	26-52	.500	4-14	.286	21-27	.778	7	21	28	30.8	21	9	18	5	7	77	67.3
at Michigan	02/16/20	65-89	L	31-54	.574	9-17	.529	18-22	.818	10	27	37	31.1	16	17	8	6	2	89	68.2
at Minnesota	02/19/20	68-56	W	21-61	.344	4-25	.160	10-19	.526	13	25	38	31.3	20	18	12	4	6	56	67.7
PENN ST.	02/23/20	68-60	W	22-53	.415	2-14	.143	14-22	.636	9	28	37	31.6	24	4	15	3	6	60	67.4
at Purdue	02/27/20	49-57	L	21-56	.375	2-17	.118	13-18	.722	12	28	40	31.9	18	9	11	3	8	57	67.0
at Illinois	03/01/20	66-67	L	23-52	.442	4-12	.333	17-24	.708	7	24	31	31.8	16	9	7	6	5	67	67.0
MINNESOTA	03/04/20	72-67	W	26-60	.433	7-16	.438	8-14	.571	10	24	34	31.9	15	8	11	0	3	67	67.0
WISCONSIN	03/07/20	56-60	L	22-53	.415	9-22	.409	7-10	.700	6	28	34	32.0	15	12	10	3	6	60	66.8
Opponents		2071		733-1739	.422	217-668	.325	388-569	.682	266	725	991	32.0	587	375	381	103	191	2071	66.8
Indiana		2197		777-1759	.442	167-518	.322	476-699	.681	353	810	1163	37.5	532	391	392	128	175	2197	70.9



GAME-BY-GAME COMPARISON

Opponent	1st	2nd	Score	Mar	Total FG	FG Pct	3-Pointers	3FG Pct	Free Throws	FT Pct	Rebounds	Assist	T/Over	Block	Steal	Fouls
WESTERN ILL.	46/25	52/40	98-65	+33	38-65/22-64	.585/.344	5-11/7-24	.455/.292	17-25/14-15	.680/.933	47/28 +19	18/9	11/12	6/3	6/6	12/20
PORTLAND ST.	43/33	42/41	85-74	+11	30-60/21-51	.500/.412	3-14/8-16	.214/.500	22-30/24-32	.733/.750	41/24 +17	11/8	10/10	4/5	4/7	22/22
NORTH ALA.	47/40	44/25	91-65	+26	23-46/19-44	.500/.432	8-21/7-14	.381/.500	37-45/20-27	.822/.741	28/27 +1	12/7	13/22	9/0	6/9	23/31
TROY	58/32	42/30	100-62	+38	35-65/20-63	.538/.317	9-23/5-25	.391/.200	21-30/17-31	.700/.548	51/38 +13	21/13	12/16	6/3	11/7	25/25
PRINCETON	35/31	44/23	79-54	+25	31-55/19-51	.564/.373	3-10/6-27	.300/.222	14-17/10-13	.824/.769	34/25 +9	19/10	9/15	2/2	8/7	13/14
LOUISIANA TECH	52/36	36/39	88-75	+13	27-56/28-57	.482/.491	6-19/10-25	.316/.400	28-38/9-15	.737/.600	38/29 +9	13/17	18/20	4/2	7/13	15/28
SOUTH DAKOTA ST.	37/26	27/24	64-50	+14	24-58/19-56	.414/.339	7-20/6-28	.350/.214	9-18/6-8	.500/.750	45/29 +16	12/8	19/17	7/2	6/6	15/16
FLORIDA ST.	41/30	39/34	80-64	+16	25-45/25-53	.556/.472	7-15/7-19	.467/.368	23-38/7-16	.605/.438	35/25 +10	10/7	18/14	4/2	5/8	19/24
Wisconsin	27/47	37/37	64-84	(20)	21-50/30-56	.420/.536	5-14/8-20	.357/.400	17-26/16-18	.654/.889	28/29 (1)	12/13	12/4	3/6	3/5	19/18
UConn	34/29	23/25	57-54	+3	21-57/21-51	.368/.412	2-13/6-21	.154/.286	13-18/6-10	.722/.600	34/37 (3)	14/15	13/22	3/8	11/5	15/20
NEBRASKA	40/39	42/43	96-90	+6	32-68/33-75	.471/.440	5-25/12-32	.200/.375	27-38/12-18	.711/.667	54/31 +23	14/19	15/9	6/0	5/5	14/23
Notre Dame	34/23	28/37	62-60	+2	25-61/21-56	.410/.375	5-17/6-27	.294/.222	7-12/12-17	.583/.706	42/32 +10	14/19	12/9	4/3	5/5	13/14
ARKANSAS	38/33	26/38	64-71	(7)	25-59/25-62	.424/.403	5-21/12-31	.238/.387	9-18/9-12	.500/.750	41/35 +6	12/11	14/11	3/3	4/5	17/18
Maryland	20/28	39/47	59-75	(16)	22-61/24-62	.361/.387	4-18/6-24	.222/.250	11-18/21-25	.611/.840	42/36 +6	7/10	14/7	6/3	3/5	21/16
NORTHWESTERN	31/34	35/28	66-62	+4	20-54/25-56	.370/.446	3-14/4-16	.214/.250	23-30/8-10	.767/.800	40/29 +11	11/13	16/14	4/4	9/4	13/23
OHIO ST.	31/34	35/20	66-54	+12	20-49/17-52	.408/.327	6-12/9-26	.500/.346	20-36/11-19	.556/.579	35/36 (1)	10/8	11/16	4/3	11/3	19/24
Rutgers	24/31	26/28	50-59	(9)	19-60/23-49	.317/.469	2-19/4-15	.105/.267	10-12/9-18	.833/.500	37/36 +1	6/14	15/13	2/6	4/6	17/14
Nebraska	46/41	36/33	82-74	+8	31-61/25-63	.508/.397	8-26/9-30	.308/.300	12-20/15-22	.600/.682	48/30 +18	21/16	16/11	8/1	2/8	17/18
MICHIGAN ST.	37/30	30/33	67-63	+4	26-57/22-49	.456/.449	4-12/9-21	.333/.429	11-20/10-14	.550/.714	31/29 +2	12/13	8/13	2/6	6/4	15/17
MARYLAND	36/45	40/32	76-77	(1)	30-57/27-56	.526/.482	9-19/12-29	.474/.414	7-10/11-18	.700/.611	33/29 +4	22/14	6/5	2/3	0/3	17/15
Penn St.	28/28	21/36	49-64	(15)	19-57/24-64	.333/.375	2-11/5-18	.182/.278	9-10/11-23	.900/.478	44/38 +6	9/12	17/7	3/3	3/15	17/12
Ohio St.	22/31	37/37	59-68	(9)	19-42/26-56	.452/.464	7-12/10-27	.583/.370	14-18/6-8	.778/.750	24/31 (7)	10/19	13/10	5/1	4/6	12/16
PURDUE	28/37	34/37	62-74	(12)	22-51/25-52	.431/.481	7-21/8-16	.333/.500	11-14/16-24	.786/.667	28/29 (1)	15/14	14/12	5/4	2/6	22/14
IOWA	49/34	40/43	89-77	+12	28-61/26-52	.459/.500	11-21/4-14	.524/.286	22-32/21-27	.688/.778	39/28 +11	16/9	17/18	5/5	11/7	20/21
Michigan	34/41	31/48	65-89	(24)	28-61/31-54	.459/.574	3-12/9-17	.250/.529	6-12/18-22	.500/.818	21/37 (16)	7/17	7/8	3/6	1/2	18/16
Minnesota	28/31	40/25	68-56	+12	24-54/21-61	.444/.344	4-14/4-25	.286/.160	16-22/10-19	.727/.526	39/38 +1	15/18	10/12	5/4	4/6	18/20
PENN ST.	37/24	31/36	68-60	+8	23-54/22-53	.426/.415	5-14/2-14	.357/.143	17-27/14-22	.630/.636	35/37 (2)	7/4	12/15	2/3	10/6	22/24
Purdue	20/29	29/28	49-57	(8)	15-59/21-56	.254/.375	5-24/2-17	.208/.118	14-21/13-18	.667/.722	37/40 (3)	6/9	13/11	4/3	7/8	18/18
Illinois	36/36	30/31	66-67	(1)	24-59/23-52	.407/.442	8-16/4-12	.500/.333	10-12/17-24	.833/.708	39/31 +8	12/9	10/7	5/6	4/5	19/16
MINNESOTA	32/34	40/33	72-67	+5	30-59/26-60	.508/.433	3-15/7-16	.200/.438	9-17/8-14	.529/.571	35/34 +1	14/8	10/11	1/0	7/3	12/15
WISCONSIN	28/25	28/35	56-60	(4)	20-58/22-53	.345/.415	6-15/9-22	.400/.409	10-15/7-10	.667/.700	38/34 +4	9/12	7/10	1/3	6/6	13/15



INDIANA SINGLE-GAME HIGHS

POINTS	100	TROY (11/16/19)
	98	WESTERN ILL. (11/05/19)
	96	NEBRASKA (12/13/19)
FIELD GOALS MADE	38	WESTERN ILL. (11/05/19)
FIELD GOAL ATTEMPTS	68	NEBRASKA (12/13/19)
FIELD GOAL PERCENTAGE	.585 (38-65)	WESTERN ILL. (11/05/19)
3 PT FIELD GOALS MADE	11	IOWA (02/13/20)
3 PT FG ATTEMPTS	26	at Nebraska (01/18/20)
3 PT FG PERCENTAGE	.583 (7-12)	at Ohio St. (02/01/20)
FREE THROWS MADE	37	NORTH ALA. (11/12/19)
FREE THROW ATTEMPTS	45	NORTH ALA. (11/12/19)
FREE THROW PERCENTAGE	.900 (9-10)	at Penn St. (01/29/20)
REBOUNDS	54	NEBRASKA (12/13/19)
ASSISTS	22	MARYLAND (01/26/20)
STEALS	11	IOWA (02/13/20)
	11	OHIO ST. (01/11/20)
	11	vs UConn (12/10/19)
	11	TROY (11/16/19)
BLOCKED SHOTS	9	NORTH ALA. (11/12/19)
TURNOVERS	19	SOUTH DAKOTA ST. (11/3/19)
FOULS	25	TROY (11/16/19)

OPPONENT SINGLE-GAME HIGHS

POINTS	90	NEBRASKA (12/13/19)
	89	at Michigan (02/16/20)
	84	at Wisconsin (12/07/19)
FIELD GOALS MADE	33	NEBRASKA (12/13/19)
FIELD GOAL ATTEMPTS	75	NEBRASKA (12/13/19)
FIELD GOAL PERCENTAGE	.574 (31-54)	at Michigan (02/16/20)
3 PT FIELD GOALS MADE	12	MARYLAND (01/26/20)
	12	ARKANSAS (12/29/19)
	12	NEBRASKA (12/13/19)
3 PT FG ATTEMPTS	32	NEBRASKA (12/13/19)
3 PT FG PERCENTAGE	.529 (9-17)	at Michigan (02/16/20)
FREE THROWS MADE	24	PORTLAND ST. (11/09/19)
FREE THROW ATTEMPTS	32	PORTLAND ST. (11/09/19)
FREE THROW PERCENTAGE	.933 (14-15)	WESTERN ILL. (11/05/19)
REBOUNDS	40	at Purdue (02/27/20)
ASSISTS	19	at Ohio St. (02/01/20)
	19	vs Notre Dame (12/21/19)
	19	NEBRASKA (12/13/19)
STEALS	15	at Penn St. (01/29/20)
BLOCKED SHOTS	8	vs UConn (12/10/19)
TURNOVERS	22	vs UConn (12/10/19)
	22	NORTH ALA. (11/12/19)
FOULS	31	NORTH ALA. (11/12/19)

INDIANA INDIVIDUAL GAME HIGHS

Points	30	Devonte Green vs Florida St. (12/03/19)
	27	Trayce Jackson-Davis at Minnesota (02/19/20)
	27	Devonte Green vs Iowa (02/13/20)
Field Goals Made	11	Trayce Jackson-Davis at Minnesota (02/19/20)
	11	Justin Smith vs Western Ill. (11/05/19)
Field Goal Att.	17	Devonte Green vs Wisconsin (03/07/20)
	17	Trayce Jackson-Davis vs Penn St. (02/23/20)
	17	Trayce Jackson-Davis vs South Dakota St. (11/3/19)
	17	Justin Smith vs Western Ill. (11/05/19)
FG Pct (min 5 made)	1.000 (9-9)	De'Ron Davis at Michigan (02/16/20)
	1.000 (7-7)	Aljami Durham vs Western Ill. (11/05/19)
	1.000 (6-6)	Trayce Jackson-Davis vs Troy (11/16/19)
3-Point FG Made	7	Devonte Green vs Iowa (02/13/20)
3-Point FG Att.	14	Devonte Green at Purdue (02/27/20)
3-Pt FG Pct (min 2 made)	1.000 (3-3)	Aljami Durham vs Western Ill. (11/05/19)
	1.000 (2-2)	Rob Phinisee vs Maryland (01/26/20)
	1.000 (2-2)	Justin Smith vs Troy (11/16/19)
Free Throws Made	14	Trayce Jackson-Davis vs North Ala. (11/12/19)
Free Throw Att.	15	Trayce Jackson-Davis vs North Ala. (11/12/19)
FT Pct (min 3 made)	1.000 (8-8)	Aljami Durham at Wisconsin (12/07/19)
	1.000 (5-5)	Aljami Durham at Illinois (03/01/20)
	1.000 (5-5)	Aljami Durham at Rutgers (01/15/20)
	1.000 (4-4)	Justin Smith at Purdue (02/27/20)
	1.000 (4-4)	Trayce Jackson-Davis at Penn St. (01/29/20)
	1.000 (4-4)	Devonte Green vs Maryland (01/26/20)
	1.000 (4-4)	Aljami Durham vs Nebraska (12/13/19)
	1.000 (4-4)	Rob Phinisee vs UConn (12/10/19)
	1.000 (4-4)	Aljami Durham vs Troy (11/16/19)
	1.000 (4-4)	Justin Smith vs Troy (11/16/19)
	1.000 (4-4)	Race Thompson vs Portland St. (11/09/19)
	1.000 (4-4)	Aljami Durham vs Western Ill. (11/05/19)
	1.000 (3-3)	Devonte Green at Illinois (03/01/20)
	1.000 (3-3)	Race Thompson at Minnesota (02/19/20)
	1.000 (3-3)	Justin Smith at Ohio St. (02/01/20)
	1.000 (3-3)	Devonte Green at Maryland (01/04/20)
	1.000 (3-3)	Trayce Jackson-Davis at Wisconsin (12/07/19)
	1.000 (3-3)	Race Thompson vs Troy (11/16/19)
	1.000 (3-3)	Aljami Durham vs North Ala. (11/12/19)
	1.000 (3-3)	Aljami Durham vs Portland St. (11/09/19)
Rebounds	16	Trayce Jackson-Davis at Minnesota (02/19/20)
Assists	8	Armaan Franklin vs Western Ill. (11/05/19)
Steals	5	Rob Phinisee vs Penn St. (02/23/20)
Blocked Shots	4	Trayce Jackson-Davis vs South Dakota St. (11/3/19)
	4	Trayce Jackson-Davis vs Western Ill. (11/05/19)
Turnovers	5	Rob Phinisee vs Iowa (02/13/20)
	5	Justin Smith vs Northwestern (01/08/20)
	5	Aljami Durham vs Louisiana Tech (11/25/19)
Fouls	5	Aljami Durham vs Nebraska (12/13/19)
	5	Jerome Hunter vs Troy (11/16/19)
	5	Rob Phinisee vs Portland St. (11/09/19)
Minutes	40	Justin Smith vs Nebraska (12/13/19)

OPPONENT INDIVIDUAL GAME HIGHS

Points	38	Luka Garza vs Iowa (02/13/20)
	29	Lamar Stevens vs Penn St. (02/23/20)
	29	Jalen Smith vs Maryland (01/26/20)
Field Goals Made	14	Luka Garza vs Iowa (02/13/20)
Field Goal Att.	27	Daniel Oturu vs Minnesota (03/04/20)
	27	Lamar Stevens vs Penn St. (02/23/20)
FG Pct (min 5 made)	.778 (7-9)	Matt Hauser vs Portland St. (11/09/19)
3-Point FG Made	6	Isaiah Joe vs Arkansas (12/29/19)
3-Point FG Att.	17	Isaiah Joe vs Arkansas (12/29/19)
3-Pt FG Pct (min 2 made)	1.000 (3-3)	Isaiah Ihnen vs Minnesota (03/04/20)
	1.000 (3-3)	Brandon Johns Jr. at Michigan (02/16/20)
	1.000 (3-3)	Aaron Wheeler vs Purdue (02/08/20)
	1.000 (3-3)	Devin Vassell vs Florida St. (12/03/19)
	1.000 (2-2)	Isaiah Thompson vs Purdue (02/08/20)
Free Throws Made	13	Holland Woods vs Portland St. (11/09/19)
Free Throw Att.	16	Holland Woods vs Portland St. (11/09/19)
FT Pct (min 3 made)	1.000 (8-8)	Zion Young vs Western Ill. (11/05/19)
	1.000 (6-6)	C.J. Brim vs North Ala. (11/12/19)
	1.000 (5-5)	Juwan Durham vs Notre Dame (12/21/19)
	1.000 (4-4)	Zavier Simpson at Michigan (02/16/20)
	1.000 (4-4)	Connor McCaffery vs Iowa (02/13/20)
	1.000 (4-4)	Aaron Wiggins at Maryland (01/04/20)
	1.000 (4-4)	Isaiah Joe vs Arkansas (12/29/19)
	1.000 (4-4)	D'Mitrik Trice at Wisconsin (12/07/19)
	1.000 (4-4)	Jaelin Llewellyn vs Princeton (11/20/19)
	1.000 (3-3)	Micah Potter vs Wisconsin (03/07/20)
	1.000 (3-3)	Darryl Morsell at Maryland (01/04/20)
	1.000 (3-3)	Isaiah Crawford vs Louisiana Tech (11/25/19)
	1.000 (3-3)	Amorie Archibald vs Louisiana Tech (11/25/19)
	1.000 (3-3)	Matt Hauser vs Portland St. (11/09/19)
Rebounds	16	Daniel Oturu vs Minnesota (03/04/20)
Assists	11	Zavier Simpson at Michigan (02/16/20)
Steals	4	Lamar Stevens vs Penn St. (01/29/20)
	4	Jamari Wheeler at Penn St. (01/29/20)
	4	Myreon Jones at Penn St. (01/29/20)
	4	Drew Friberg vs Princeton (11/20/19)
Blocked Shots	6	Kofi Cockburn at Illinois (03/01/20)
Turnovers	7	D.J. Carton vs Ohio St. (01/11/20)
	7	Christian Vital vs UConn (12/10/19)
Fouls	5	Myles Dread vs Penn St. (02/23/20)
	5	Franz Wagner at Michigan (02/16/20)
	5	Kevin Cross at Nebraska (01/18/20)
	5	Luther Muhammad vs Ohio St. (01/11/20)
	5	Robbie Beran vs Northwestern (01/08/20)
	5	Desi Sills vs Arkansas (12/29/19)
	5	M.J. Walker vs Florida St. (12/03/19)
	5	Douglas Wilson vs South Dakota St. (11/30/19)
	5	Derric Jean vs Louisiana Tech (11/25/19)
	5	Tyrek Williams vs Troy (11/16/19)
	5	Mervin James vs North Ala. (11/12/19)
	5	Christian Agnew vs North Ala. (11/12/19)
	5	Emanuel Littles vs North Ala. (11/12/19)
	5	Alonzo Walker vs Portland St. (11/09/19)



THE LAST TIME...

TEAM

IU ranked in A.P. top 25: 25th, Jan. 14, 2019
 IU ranked in Coaches' top 25: 25th, Jan. 14, 2019
 Played A.P. No. 1 team: 11/29/17, Duke (L, 81-91)
 Defeated A.P. No. 1 team: 2/2/13, Michigan (W, 81-73)
Defeated team ranked 2-10 by A.P.: **2/23/20, Penn St. (9) W, 68-60**
Defeated team ranked in AP Top 25: **2/23/20, Penn St. (9) W, 68-60**
 Defeated A.P. top 25 on the road: 2/2/19, at Michigan State (6) W, 79-65
 Defeated A.P. top 10 on the road: 2/2/19, at Michigan State (6) W, 79-65
 Defeated A.P. Top 25 on neutral site: 12/16/17 vs. Notre Dame (18) W, 80-77 OT
 Crossroads Classic, Indianapolis, Indiana

INDIANA INDIVIDUALS

Had a triple-double: Juwan Morgan - 10 points, 10 rebounds, 10 assists
 vs. Jacksonville, 12/22/2018 (2nd in school history)
Had a double-double: **Trayce Jackson-Davis (18p, 10r)**
 **vs. Minnesota, 3/4/20**
 Had 30+ points and 10+ reb.: Juwan Morgan vs. Notre Dame, 34 points, 11 rebounds,
 12/16/17
Five players in double figures: **Trayce Jackson-Davis (18), Joey Brunk (12), Rob**
Phinisee (11), Aljami Durham (11), Justin Smith (10) **vs. Minnesota, 3/4/20**
 Six players in double figures: James Blackmon Jr. (33), Thomas Bryant (13)
 Kevin "Yogi" Ferrell (13), Robert Johnson (12), Troy Williams (11),
 Collin Hartman (10); vs. Alcorn State, 11/30/15
Scored 30-39 points: **30, Devonte Green vs. Florida State, 12/3/19**
 Scored 40-49 points: 41, Alan Henderson at Michigan State, 3/9/94
 Three players scored 20 or more points in the same game: 1/6/18
 Robert Johnson (28), Justin Smith (20), Juwan Morgan (20) vs. Minnesota
 Scored 20 points in a half 21 (2nd half), Juwan Morgan vs. St. Francis, 3/19/19
Perfect from field (5 att.) **9-9, De'Ron Davis at Michigan, 2/16/20**
 Perfect beyond 3-point line (5 att.): 5-5, Robert Johnson vs. IPFW, 12/9/15
 Perfect at FT line (10 att.): 10-10, Juwan Morgan vs. Arkansas State, 11/22/17
 Had 20+ Rebounds: 22, D.J. White at Michigan, 1/8/08
Had 15-19 Rebounds: **16, Trayce Jackson-Davis, at Minnesota, 2/19/20**
 Had 10 or more assists: 10, Juwan Morgan vs. Jacksonville, 12/22/18
 Had 6 or more steals: 7, OG Anunoby, vs. Rutgers, 1/15/17
 Had 5 or more blocked shots: 6, Juwan Morgan at Iowa, 2/22/19

TEAM FIELD GOAL SHOOTING

Shot 50 percent or better: **.508 (30-59), vs. Minnesota, 3/4/20**
 Shot 60 percent or better:648 (35-54), Jacksonville, 12/22/18
 Shot 70 percent or better:706 (36-51), vs. Mount St. Mary's, 12/19/12
Made 30-39 field goals: **30 vs. Minnesota, 3/4/20**
 Made 40-49 field goals: 41, vs. Penn State, 2/1/17
 Made 50 or more field goals: 52, vs. South Dakota, 11/27/76
 Attempted 70-79 field goals: 72, at Michigan State, 2/2/19
 Attempted 80-89 field goals: 83, vs. Buffalo, 12/10/99
 Attempted 90 or more field goals: 92, vs. Iowa, 1/11/75
 Shot 60+ percent in consecutive games: (.667) vs. Delaware State, 12/19/16
 (.600) vs. Austin Peay, 12/22/16

TEAM 3-POINT SHOOTING

Shot 50 percent or better: **.500 (8-16), at Iowa, 3/1/20**
 Shot 60 percent or better:600 (12-20), vs. Iowa (BTT), 3/9/17
 Shot 70 percent or better:750 (9-12), vs. Mt. St. Mary's, 12/19/12
 Shot 80 percent or better:889 (8-9), vs. San Francisco, 12/20/98
Made 10 or more 3-point field goals: **11, vs. Iowa, 2/13/20**
 Made 15 or more 3-point field goals: 15, vs. Austin Peay, 12/22/16
Attempted 20-29 3-point field goals: **24, at Purdue, 2/27/20**
 Attempted 30-39 3-point field goals: 31, vs. Kansas, 11/11/16

TEAM FREE THROW SHOOTING

Shot 80 percent or better: **.833 (10-12), at Illinois, 3/1/20**
Shot 90 percent or better: **.900 (9-10), at Penn St., 1/29/20**
 Shot 100 percent: 1,000 (16-16), at Maryland, 1/11/19
Made 20-29 free throws: **22, vs. Iowa, 2/13/20**
Made 30-39 free throws: **37, vs. N. Alabama, 11/12/19**
 Made 40 or more free throws: 45, vs. Chicago State, 11/8/13
Attempted 10 or fewer free throws: **(9-10), at Penn St., 1/29/20**
Attempted 30-39 free throws: **32 vs. Iowa, 2/13/20**
Attempted 40-49 free throws: **45, vs. N. Alabama, 11/12/19**
 Attempted 50-59 free throws: 55, vs. Chicago State, 11/8/13
 Attempted 60 or more free throws: 60, vs. Michigan, 2/15/65

TEAM SCORING

Scored 90-99 points: **96, vs. Nebraska, 12/13/19**
Scored 100-109 points: **100, vs. Troy 11/16/19**
 Scored 110 or more points: 110, vs. Penn State, 2/1/17

TEAM REBOUNDING

Had 40-49 rebounds: **44, at Penn St., 1/29/20**
Had 50-59 rebounds: **54 vs. Nebraska, 12/13/19**
 Had 60 or more rebounds: 62, vs. Chicago State, 11/8/13

TEAM ASSISTS

Had 20-29 assists: **22 vs. Maryland, 1/26/20**
 Had 30 or more assists: 31, at Alaska Anchorage, 11/21/01

TEAM BLOCKED SHOTS

Had 10 or more blocked shots: 10, at Minnesota, 2/16/19

TEAM STEALS

Had 10 or more steals: **10 vs. Penn State, 2/23/20**
 Had 15 or more steals: 15, vs. Chattanooga, 11/13/11

TEAM TURNOVERS

Had Less than 10 Turnovers: **7 vs. Wisconsin, 3/7/20**

MISCELLANEOUS

Two IU players had a double-double in the same game: **12/13/19 vs. Nebraska**
 **Trayce Jackson-Davis (25p, 15r) and Justin Smith (16p and 10r)**

Three IU players had a double-double in the same game: 2/1/17 vs. Penn State
 Thomas Bryant (31p, 11r), Robert Johnson (27p, 11r) and Devonte Green (10p, 10r)

IU player had double digit assists in consecutive games: 1990-91 season
 Jamal Meeks (12/1/90 - 12 assists and 12/4/90 - 11 assists)

IU player led team in points, rebounds, assists in same game: **Trayce Jackson-Davis**
 **2/8/20 vs. Purdue (16 points, 8 rebounds, 4 assists (t-1st))**

IU player scored 30 points in consecutive games: November 20 and 24, 2007
 Eric Gordon, (30 points vs. UNC-Wilmington, 31 points vs. Illinois State)

IU player scored 30 points or more in 4 straight games: 1971 - George McGinnis, Twice

IU player had 20 points and 20 rebounds in a game: 1/8/08
 D.J. White: 21 points, 22 rebounds at Michigan

Three players with 10+ rebounds in same game: 2/1/17
 Thomas Bryant (11), Robert Johnson (11), Devonte Green (10) vs. Penn State

IU player made 10 consecutive 3-pointers: 12/23/05 - 1/3/06
 Robert Vaden (12 straight over 3 games)

IU played OT: **12/13/19 vs. Nebraska, W, 96-90**

IU played 2OT: 2/23/18 vs. Ohio State, L, 80-78

IU played 3OT: 2/11/17 vs. Penn State, W, 110-102 (2nd-ever 3OT game)

IU shot 60 percent from the floor in a half: **11/25/19, vs. La. Tech**
 **(First Half - .613, 19-31)**

IU shot 70 percent from the floor in a half: 12/22/18 vs. Jacksonville
 (Second Half - .720, 18-25)

IU shot 80 percent from the floor in a half: 11/16/15 vs. Austin Peay
 (Second Half - .808, 21-26)

IU failed to make at least one 3-pointer: 2/25/10 vs. Wisconsin (0-for-5)

An opponent failed to make a free throw: 12/29/07 vs. Chicago State (0-for-5)

IU had four players play at least 40 minutes in a single game: 2/1/17, vs. PSU
 Robert Johnson (50), Josh Newkirk (46), Devonte Green (45), Thomas Bryant (44)

IU had five players play at least 40 minutes in a single game: 1/15/05 at Purdue,
 (Bracey Wright (48), D.J. White (46), Marshall Strickland (46),
 Robert Vaden (45) and A.J. Ratliff (40))

Overcame a deficit with five minutes left to win: **12/21/19 vs. Notre Dame**
 trailed 55-54 (5:00) and won 62-60

Overcame a halftime deficit in two consecutive games to win:
 12/8/18 vs. Louisville (trailed 33-28 and won 68-67),
 12/15/18 vs. Butler (trailed 28-24 and won 59-58)

Overcame a halftime deficit in two consecutive road games to win:
 3/1/06 at Purdue (trailing 27-25 and won 70-59)
 3/4/06 at Michigan (trailing 38-34 and won 71-68)

Overcame a halftime deficit in three consecutive games to win:
 3/1/06 at Purdue (trailing 27-25 and won 70-59),
 3/4/06 at Michigan (trailing 30-27 and won 69-67)
 3/10/06 vs. Wisconsin (trailing 19-15 and won 61-56)



BOX SCORES



Official Basketball Box Score - Final
Western Ill. at Indiana
 11/08/19 Simon Skjott Assembly Hall, Bloomington
 2019-20 Men's Basketball

Game Time: 12:00 AM
 Game Duration: 1:52
 Attendance: 17,222

Officials: Bo Boroski, Chad Barlow, John Floyd

NO. Name	Min	FG M-A	3P M-A	FT M-A	Rebounds			Fouls	TP	AS	TO	ST	Blocks		+/-	
					OR	DR	TOT						BS	BA		
15 Ben Pyle	F 26:11	1-13	1-7	2-2	0	3	3	3	2	5	4	4	2	0	2	-37
24 James Clear	F 28:14	3-7	0-0	1-1	3	3	6	4	1	7	0	1	0	3	0	-26
1 Zion Young	G 24:52	2-7	0-2	8-9	3	2	5	3	4	12	1	0	0	0	0	-15
10 Kobe Webster	G 32:32	6-13	3-5	3-4	0	3	3	0	4	18	3	5	1	0	1	-27
40 C.J. Duff	G 20:52	3-9	2-4	0-0	0	0	0	1	0	8	0	1	0	0	0	-28
42 Kyle Arrington	16:37	4-7	0-2	0-0	2	4	6	3	1	8	0	0	1	0	0	-9
2 Jaeden King	29:37	2-7	1-4	0-0	2	2	2	2	0	5	1	1	2	0	1	-26
32 Roderick Smith	09:59	1-1	0-0	0-0	1	0	1	0	4	0	2	0	0	0	0	-1
12 Jack Haltee	00:33	0-0	0-0	0-0	0	0	1	0	0	0	0	0	0	0	0	2
30 Jake Weyhrich	00:33	0-0	0-0	0-0	0	0	0	0	0	0	0	0	0	0	0	2
Team					0	1	1									
Totals	22:64	7:24	14:15	9	19	28	20	12	65	9	12	6	3	6	3	-33

Technical Fouls:NONE

NO. Name	Min	FG M-A	3P M-A	FT M-A	Rebounds			Fouls	TP	AS	TO	ST	Blocks		+/-	
					OR	DR	TOT						BS	BA		
3 Justin Smith	F 22:22	11-17	1-2	1-3	3	4	7	1	3	24	0	2	3	2	1	26
4 Trayce Jackson-Davis	F 22:08	4-5	0-0	0-0	1	5	6	0	2	8	0	1	4	0	0	32
50 Joey Brunk	C 20:42	5-7	0-0	1-2	3	4	7	0	2	11	0	2	0	0	0	23
1 Aljami Durham	G 27:08	7-7	3-3	4-4	0	4	1	3	21	3	1	0	0	0	0	37
2 Armaan Franklin	G 27:21	1-5	0-2	3-4	0	5	2	2	3	5	3	0	0	0	0	16
10 Rob Phinisee	17:35	6-10	1-2	1-2	0	2	2	1	14	3	3	1	0	0	0	14
23 Damezi Anderson	19:43	1-2	0-1	0-0	1	1	2	3	0	2	3	2	0	0	0	10
25 Race Thompson	14:13	1-2	0-0	2-2	1	5	6	1	1	4	0	0	0	0	0	3
20 De/Ron Davis	08:01	0-2	0-0	2-4	2	0	2	1	3	2	1	0	0	0	0	-2
21 Jerome Hunter	16:00	2-5	0-1	3-4	2	1	3	1	2	7	0	1	1	0	1	19
14 Nathan Childress	01:45	0-2	0-0	0-0	1	0	1	0	0	0	0	0	0	0	0	1
0 Cooper Bybee	01:23	0-0	0-0	0-0	0	0	0	0	0	0	0	0	0	0	0	-4
5 Michael Shipp	00:33	0-0	0-0	0-0	0	0	0	0	0	0	0	0	0	0	0	-2
15 Adrian Chapman	00:33	0-1	0-0	0-0	0	0	0	0	0	0	0	0	0	0	0	-1
22 Jacquez Henderson	00:33	0-0	0-0	0-0	0	0	0	0	0	0	0	0	0	0	0	-2
Team					0	2	2									
Totals	38:65	5:11	17:25	14	33	47	12	20	98	18	11	6	6	3	33	

Technical Fouls:NONE

Biggest lead	WIU		Points from Turnovers	WIU		Period by Period Scoring
	1st	2nd		1st	2nd	
3 (1 st 10:35)	37	(2 nd 2:12)	22	20		
Best Scoring Run	7 (1 st 12:08)	18 (1 st 6:51)	22	58		
Lead Changes	4	11	15	15		
Times Tied	1	5	31	31		
Time with Lead	01:57	36:01	15	29	98	

Official Basketball Box Score - Final
North Ala. at Indiana
 11/13/19 Simon Skjott Assembly Hall, Bloomington
 2019-20 Men's Basketball

Game Time: 12:00 AM
 Game Duration: 2:13
 Attendance: 17,222

Officials: Bill El, Donnie Eppley, Rob Reay

NO. Name	Min	FG M-A	3P M-A	FT M-A	Rebounds			Fouls	TP	AS	TO	ST	Blocks		+/-
					OR	DR	TOT						BS	BA	
5 Marvin James	F 18:19	2-8	0-0	0-0	0	3	3	5	4	2	5	2	0	4	-16
14 Peyton Youngblood	F 26:03	2-5	1-4	1-3	0	4	4	4	2	6	0	2	0	1	-17
21 Emanuel Little	F 17:08	0-1	0-0	2-3	2	3	5	4	2	0	3	1	0	1	-9
3 Jamarri Blackmon	G 30:09	5-8	4-5	5-7	0	1	1	1	5	19	2	3	0	0	-11
11 C.J. Brim	G 25:25	2-6	1-1	6-6	0	0	0	2	3	11	1	1	0	0	-23
2 Christian Agnew	20:06	4-5	1-2	2-2	1	1	2	5	3	1	1	2	1	0	-17
13 Cameron Diggs	22:52	1-4	0-0	0-0	1	2	3	3	0	2	1	3	0	0	-17
13 James Anderson	22:52	3-6	0-2	0-0	1	1	4	2	6	0	0	0	0	0	-8
24 Aleksa Matcok	02:01	0-0	0-0	0-0	0	0	0	0	1	0	0	0	0	0	-5
1 Travon King	10:11	0-1	0-0	4-6	0	0	0	1	3	4	0	0	1	1	-4
4 Logan Windeler	03:54	0-0	0-0	0-0	0	2	2	0	0	0	1	0	0	0	-3
Team					2	4	6								
Totals	19:44	7:14	20:27	6	21	27	31	23	65	7	22	9	0	9	-26

Technical Fouls:Brim 1st5:56

Biggest lead	UNA		Points from Turnovers	UNA		Period by Period Scoring
	1st	2nd		1st	2nd	
2 (1 st 17:17)	27	(2 nd 7:02)	16	24		
Best Scoring Run	5 (1 st 13:33)	11 (2 nd 11:27)	4	8		
Lead Changes	10	12	12	12		
Times Tied	5	4	46	46		
Time with Lead	03:09	33:33	47	44	91	

Technical Fouls:NONE

Biggest lead	TRO		Points from Turnovers	TRO		Period by Period Scoring
	1st	2nd		1st	2nd	
0 (1 st 20:00)	43	(2 nd 11:02)	20	38		
Best Scoring Run	7 (2 nd 7:18)	10 (1 st 14:26)	7	18		
Lead Changes	0	12	14	14		
Times Tied	1	8	84	84		
Time with Lead	00:00	39:33	39	33	100	

Official Basketball Box Score - Final
Portland St. at Indiana
 11/08/19 Simon Skjott Assembly Hall, Bloomington
 2019-20 Men's Basketball

Game Time: 7:00 PM
 Game Duration: 2:13
 Attendance: 17,222

Officials: Rob Kueneman, Lewis Garrison, Steve Horacki



NO. Name	Min	FG M-A	3P M-A	FT M-A	Rebounds			Fouls	TP	AS	TO	ST	Blocks		+/-
					OR	DR	TOT						BS	BA	
0 Sal Nuhu	F 25:28	0-5	0-0	1-2	0	3	3	3	1	0	2	1	3	3	-6
22 Alonzo Walker	F 16:18	2-7	0-1	2-3	0	1	1	5	3	6	0	0	0	0	1
10 Matt Hauser	G 36:23	7-9	4-6	3-3	3	1	4	2	21	3	0	2	0	0	-14
11 Holland Woods	G 38:20	5-13	4-8	13-16	0	0	0	2	9	27	3	4	0	0	-15
30 Chris Whitaker	G 25:50	3-7	0-0	4-6	0	3	3	4	3	10	1	1	1	0	-1
3 Rashaad Goolsby	G 19:53	3-6	0-0	1-2	2	3	5	1	2	7	1	2	3	1	0
12 Trey Wood	11:53	0-1	0-0	0-0	0	1	1	1	0	0	0	0	0	0	-11
15 Ian Burke	06:45	0-1	0-0	0-0	0	0	0	0	0	0	0	0	0	0	2
2 Markus Golder	10:30	1-2	0-0	0-0	0	0	0	0	0	0	0	0	0	0	-5
Team					2	5	7								
Totals	21:51	8:16	24:32	7	17	24	22	22	74	8	10	7	5	4	-11

Technical Fouls:Walker 2nd11:13

NO. Name	Min	FG M-A	3P M-A	FT M-A	Rebounds			Fouls	TP	AS	TO	ST	Blocks		+/-	
					OR	DR	TOT						BS	BA		
3 Justin Smith	F 36:14	7-14	0-2	2-4	5	3	8	2	3	16	0	2	1	0	1	8
4 Trayce Jackson-Davis	F 28:34	5-9	0-0	3-6	2	8	10	2	4	13	2	1	0	2	2	13
50 Joey Brunk	C 19:52	2-5	0-0	4-5	1	4	5	1	4	8	0	0	0	0	1	5
1 Aljami Durham	G 32:05	7-11	1-4	3-3	0	1	1	3	2	18	2	1	1	0	0	7
2 Armaan Franklin	G 21:30	2-4	0-2	0-0	0	0	0	2	2	4	0	2	0	0	0	4
10 Rob Phinisee	26:25	1-7	0-2	5-6	0	1	1	5	3	7	7	3	2	0	1	11
25 Race Thompson	16:23	3-4	0-0	4-4	5	4	9	3	2	10	0	0	0	1	0	
20 De/Ron Davis	03:55	0-0	0-0	0-0	0	0	0	0	0	0	0	0	0	0	1	
21 Jerome Hunter	15:02	3-6	2-4	1-2	1	2	3	2	1	9	0	0	0	0	0	7
Team					2	4	6									
Totals	30:60	3:14	22:30													



BOX SCORES



Official Basketball Box Score - Final
Indiana at Wisconsin
 12/19/19 Kohl Center, Madison
 2019-20 Men's Basketball

Game Time: 9:31 PM
 Game Duration: 2:02
 Attendance: 17,287

Officials: Larry Scrotto, Steve McJunkins, Kelly Pfeifer

Indiana - 64		Record: 8-1 (0-1)														
NO.	Name	Min	FG	3P	FT	Rebounds	Fouls	TP	AS	TO	ST	Blocks	+/-			
			M/A	M/A	M/A	OR	DR	PF				BS	BA			
3	Justin Smith	F 24:23	4-6	0-1	2-4	1	1	2	1	2	0	0	0	-12		
4	Trayce Jackson-Davis	F 25:54	3-6	0-0	3-3	1	2	3	2	3	9	0	1	-26		
50	Joey Brunk	C 16:41	1-4	0-0	0-0	1	5	6	3	1	2	1	0	-9		
1	Aljami Durham	G 32:48	3-7	3-4	8-8	0	1	1	4	17	2	3	0	-19		
2	Armaan Franklin	G 23:36	2-5	0-2	1-2	0	0	0	4	1	5	1	0	-17		
11	Devonte Green	21:57	3-8	1-2	3-4	3	1	4	1	2	10	3	1	1	-8	
23	Damezi Anderson	19:59	2-7	1-3	0-0	1	3	4	2	1	5	2	0	1	-2	
25	Race Thompson	16:17	2-3	0-0	0-1	1	3	4	2	1	4	0	1	0	-6	
20	DeRon Davis	04:11	0-1	0-0	0-4	1	0	1	1	2	0	0	0	0	-2	
21	Jerome Hunter	14:01	1-3	0-2	0-0	1	2	3	2	1	2	2	2	1	0	
0	Cooper Bybee	00:13	0-0	0-0	0-0	0	0	0	0	0	0	0	0	0	0	
Team						0	0	0			0					
Totals			21-50	5-14	17-26	10	18	28	19	18	64	12	12	3	6	-20

Technical Fouls: NONE

Shooting By Period	
1st FG%	10-30 33.3%
3PT%	2-8 25.0%
FT%	5-7 71.4%
2nd FG%	11-20 55.0%
3PT%	3-6 50.0%
FT%	12-19 63.2%
GM FG%	21-50 42.0%
3PT%	5-14 35.7%
FT%	17-26 65.4%

Dead Ball Rebounds: 6, 1



Official Basketball Box Score - Final
Indiana at UConn
 12/11/19 Madison Square Garden, New York, NY
 2019 Jimmy V Classic

Game Time: 3:00 AM
 Game Duration: 2:16
 Attendance: 10,945

Officials: Terry Wymer, Don Daly, Owen Shortt

Indiana - 57		Record: 9-1														
NO.	Name	Min	FG	3P	FT	Rebounds	Fouls	TP	AS	TO	ST	Blocks	+/-			
			M/A	M/A	M/A	OR	DR	PF				BS	BA			
3	Justin Smith	F 26:23	2-7	1-3	3-4	1	3	4	3	4	8	3	3	0	0	
4	Trayce Jackson-Davis	F 26:20	4-8	0-0	0-0	2	5	7	1	3	8	3	3	2	0	-2
50	Joey Brunk	C 18:31	4-10	0-0	1-1	1	1	2	1	2	9	0	0	1	3	-5
1	Aljami Durham	G 29:52	3-8	0-2	3-4	2	0	2	2	4	8	3	1	1	0	-10
11	Devonte Green	G 29:55	2-10	1-6	1-3	0	3	3	2	2	6	1	2	2	0	1
2	Armaan Franklin	07:36	1-1	0-0	1-2	0	1	1	1	2	3	0	1	0	0	7
23	Damezi Anderson	13:01	1-2	0-1	0-0	1	1	1	1	0	2	2	1	1	0	0
25	Race Thompson	03:37	0-0	0-0	0-0	0	0	0	0	0	0	0	0	0	0	0
20	DeRon Davis	12:52	1-3	0-0	0-4	1	3	4	1	3	6	2	1	0	0	5
21	Jerome Hunter	11:29	1-2	0-1	0-0	0	1	1	0	0	4	0	1	0	0	2
Team						3	5	8			0					
Totals			21-57	2-13	13-18	11	23	34	15	20	57	14	13	10	3	8

Technical Fouls: NONE

Shooting By Period	
1st FG%	12-26 46.2%
3PT%	2-6 33.3%
FT%	8-10 80%
2nd FG%	9-31 29.0%
3PT%	0-7 0.0%
FT%	5-8 62.5%
GM FG%	21-57 36.8%
3PT%	2-13 15.4%
FT%	13-18 72.2%

Dead Ball Rebounds: 3, 0

Wisconsin - 84

Wisconsin - 84		Record: 5-4 (1-0)														
NO.	Name	Min	FG	3P	FT	Rebounds	Fouls	TP	AS	TO	ST	Blocks	+/-			
			M/A	M/A	M/A	OR	DR	PF				BS	BA			
2	Aleem Ford	F 26:29	4-6	3-5	2-2	1	4	5	4	3	13	1	0	3	0	33
35	Nate Raguers	F 26:03	8-12	2-3	2-2	1	3	4	4	3	20	0	0	2	0	20
0	DMitrik Trico	G 30:34	2-7	0-3	4-4	1	4	5	2	2	8	4	2	0	0	13
23	Kobe King	G 28:59	10-15	1-3	3-4	2	4	4	2	4	24	1	1	0	1	23
34	Brad Davison	G 26:38	1-6	0-1	0-0	4	2	2	2	2	2	0	1	0	1	-1
1	Brevin Pritzl	22:19	3-6	2-5	1-2	0	1	1	2	3	9	2	0	0	0	0
5	Tyler Wahl	16:14	2-3	0-0	2-2	1	1	1	1	6	1	1	2	0	0	-5
12	Trevor Anderson	14:15	0-1	0-0	0-0	1	1	0	0	0	2	0	0	0	1	0
32	Joe Hedsstrom	03:05	0-0	0-0	0-0	0	0	0	0	0	0	0	0	0	0	-2
3	Walt McGroary	01:46	0-0	0-0	0-0	0	0	0	0	0	0	0	0	0	0	-1
31	Michael Ballard	01:01	0-0	0-0	2-2	0	0	0	0	1	2	0	0	0	0	-1
4	Carter Higginbottom	00:37	0-0	0-0	0-0	0	0	0	0	0	0	0	0	0	0	-1
Team						2	1	3			0					
Totals			30-56	8-20	16-18	8	21	29	18	19	84	13	4	5	6	3

Technical Fouls: NONE

Shooting By Period	
1st FG%	20-32 62.5%
3PT%	6-13 46.2%
FT%	1-2 50%
2nd FG%	10-24 41.7%
3PT%	2-7 28.6%
FT%	15-16 93.8%
GM FG%	30-56 53.6%
3PT%	8-20 40.0%
FT%	16-18 88.9%

Dead Ball Rebounds: 1, 1

UConn - 54

UConn - 54		Record: 6-3														
NO.	Name	Min	FG	3P	FT	Rebounds	Fouls	TP	AS	TO	ST	Blocks	+/-			
			M/A	M/A	M/A	OR	DR	PF				BS	BA			
12	Tyler Polley	F 31:52	3-7	3-7	3-4	1	2	3	2	2	12	0	0	0	0	-4
23	Akok Akok	F 24:36	4-5	1-2	0-0	1	4	5	3	0	9	1	0	0	5	0
25	Josh Carlton	F 35:51	9-14	0-0	0-0	2	3	5	4	2	18	0	4	0	1	1
1	Christian Vital	G 32:54	2-8	1-5	2-5	1	7	8	4	5	7	5	7	3	0	-2
3	Altorgue Gilbert	G 27:51	1-9	1-4	0-0	4	4	2	0	3	8	3	0	0	1	8
10	Brendan Adams	17:03	0-2	0-2	0-0	3	3	1	2	0	0	3	1	0	0	-2
15	Sidney Wilson	11:14	2-3	0-0	1-1	1	3	4	2	3	5	1	2	0	0	10
0	Jalen Gaffney	01:39	0-0	0-0	0-0	0	0	0	0	0	0	0	0	0	0	-4
2	James Bouknight	15:06	0-3	0-1	0-0	1	0	1	1	1	0	0	0	0	0	-11
5	Isaiah Whaley	01:54	0-0	0-0	0-0	0	0	0	0	0	0	0	0	0	0	0
Team						3	1	4			0					
Totals			21-51	6-21	6-10	10	27	37	20	15	54	15	2	5	8	3

Technical Fouls: NONE

Shooting By Period	
1st FG%	11-23 47.8%
3PT%	4-11 36.4%
FT%	3-5 60%
2nd FG%	10-28 35.7%
3PT%	2-10 20.0%
FT%	3-5 60%
GM FG%	21-51 41.2%
3PT%	6-21 28.6%
FT%	6-10 60.0%

Dead Ball Rebounds: 1, 0



Official Basketball Box Score - Final
Nebraska at Indiana
 12/14/19 Simon Skjold Assembly Hall, Bloomington
 2019-20 Men's Basketball

Game Time: 1:00 AM
 Game Duration: 2:15
 Attendance: 17,222

Officials: Larry Scrotto, Paul Szelc, Keith Kinkle

Nebraska - 90		Record: 4-6 (0-1)														
NO.	Name	Min	FG	3P	FT	Rebounds	Fouls	TP	AS	TO	ST	Blocks	+/-			
			M/A	M/A	M/A	OR	DR	PF				BS	BA			
24	Yvan Quezada	F 32:38	4-11	0-0	1-4	5	10	4	3	9	1	2	1	0	2	
3	Cam Mack	G 44:31	5-14	3-8	2-2	0	3	3	2	15	10	4	2	0	-6	
11	Dachon Burke	G 40:28	9-16	4-8	3-4	0	1	1	4	3	25	2	2	0	1	
22	Haani Cheatham	G 41:10	7-15	2-6	5-6	0	6	6	2	3	21	3	0	0	1	
34	Thorir Thorbjarnarson	G 41:01	7-12	3-5	0-0	1	1	4	1	17	1	1	0	0	-1	
1	Kevin Cross	12:22	1-3	0-2	1-2	3	4	7	2	3	2	0	0	0	0	-4
25	Matej Kavas	10:34	0-3	0-3	0-0	0	0	0	2	0	0	0	0	0	0	-8
30	Charlie Easley	02:15	0-1	0-0	0-0	0	0	0	0	0	0	0	0	0	0	-1
00	Akol Arop	00:01	0-0	0-0	0-0	0	0	0	0	0	0	0	0	0	0	
Team						3	0	3			0					
Totals			33-75	12-32	12-18	11										



Official Basketball Box Score - Final
Arkansas at Indiana
 12/29/20 Simon Skjott Assembly Hall, Bloomington
 2019-20 Men's Basketball

Game Time: 11:00 PM
 Game Duration: 1:59
 Attendance: 14,892

Officials: Terry Ogenesby, Bo Boroski, Kelly Pfeifer

NO.	Name	Min	FG			3P			FT			Rebounds		Fouls		TP	AS	TO	ST	Blocks		+/-		
			M	A	%	M	A	%	M	A	%	OR	DR	PF	FD					BS	BA			
2	Adrio Bailey	F 32:54	1-6	0-0	1-2	3	5	8	2	1	3	0	1	1	2	1	2	1	2	0	0	0	0	7
1	Isaiah Joe	G 38:31	7-20	4-4	1-4	4	5	0	5	24	0	2	0	0	0	0	0	0	0	0	0	0	0	7
3	Desi Sills	G 31:19	3-9	2-4	2-2	0	5	5	5	2	1	0	1	0	0	0	1	0	0	0	0	0	0	15
15	Mason Jones	G 31:07	8-17	4-9	1-1	0	6	6	4	4	21	6	4	0	0	2	14	0	0	0	0	0	0	14
33	Jimmy Whitt Jr.	G 32:00	3-5	0-0	1-2	0	3	3	3	3	7	3	2	1	0	13	0	0	0	0	0	0	0	13
15	Reggie Chaney	17:00	3-4	0-0	0-0	0	1	1	0	0	6	0	0	0	0	0	0	0	0	0	0	0	0	5
5	Jalen Harris	17:09	0-1	0-1	0-1	0	1	1	3	2	0	1	1	1	0	0	0	0	0	0	0	0	0	-7
Team						2	1	3	0	0	0	0	0	0	0	0	0	0	0	0	0	0	0	0
Totals		25:52	12-31	9-12	9	26	35	18	17	71	11	11	5	3	3	7								

Technical Fouls: Jones 2nd 9:37

NO.	Name	Min	FG			3P			FT			Rebounds		Fouls		TP	AS	TO	ST	Blocks		+/-		
			M	A	%	M	A	%	M	A	%	OR	DR	PF	FD					BS	BA			
3	Justin Smith	F 24:33	2-4	0-0	2-2	2	6	8	4	4	6	0	0	0	0	0	0	0	0	0	0	0	0	-9
4	Trayce Jackson-Davis	F 34:10	8-11	0-0	4-9	4	2	6	0	6	20	0	1	0	2	2	-5	0	0	0	0	0	0	-5
50	Joey Brunk	C 28:41	4-8	0-0	2-9	11	2	1	1	8	2	1	0	0	1	-6	0	0	0	0	0	0	0	-1
1	Aljami Durham	G 05:00	1-2	0-0	0	1	1	2	1	2	2	1	0	0	0	0	0	0	0	0	0	0	0	1
11	Devonte Green	G 30:30	5-16	4-12	0	0	1	1	1	14	3	1	0	0	0	-10	0	0	0	0	0	0	0	-10
10	Rob Phinisee	22:37	1-3	1-2	2-4	0	2	2	2	1	5	1	3	0	0	0	0	0	0	0	0	0	0	8
2	Armaan Franklin	21:53	2-8	0-4	1-3	0	2	2	1	3	5	1	2	1	0	-13	0	0	0	0	0	0	0	-13
23	Damezi Anderson	20:44	0-3	0-2	0-0	0	3	5	2	0	0	1	1	1	0	-4	0	0	0	0	0	0	0	-4
25	Race Thompson	11:51	2-3	0-1	0-0	0	3	3	1	0	4	1	1	1	0	0	0	0	0	0	0	0	0	3
20	De/Ron Davis	02:01	0-1	0-0	0-0	0	0	0	0	2	0	1	1	0	0	0	0	0	0	0	0	0	0	0
Team						1	1	2	0	0	0	0	0	0	0	0	0	0	0	0	0	0	0	0
Totals		25:59	5-21	9-18	12	29	41	17	17	64	12	14	4	3	3	-7								

Technical Fouls: NONE

Biggest lead	7 (2 nd 0:27)	11 (2 nd 16:04)	Points from		Turnovers	20	34	Period by Period Scoring		
			ARK	IND				1st	2nd	TOT
Best Scoring Run	9 (2 nd 4:58)	7 (1 st 5:41)	Paint	12	9	ARK	33	38	71	
Lead Changes	12	5	Second Chance	15	4	IND	38	26	64	
Times Tied	5	0	Fast Breaks	6	14	Bench	6	14		
Time with Lead	07:09	28:26	Bench	6	14					



Official Basketball Box Score - Final
Indiana at Maryland
 01/04/20 XFENITY CENTER, College Park
 2019-20 Men's Basketball

Game Time: 5:00 PM
 Game Duration: 2:14
 Attendance: 16,631

Officials: DJ Carstensen, Paul Sochi, Rob Kueneman

NO.	Name	Min	FG			3P			FT			Rebounds		Fouls		TP	AS	TO	ST	Blocks		+/-		
			M	A	%	M	A	%	M	A	%	OR	DR	PF	FD					BS	BA			
3	Justin Smith	F 29:12	3-7	0-2	1-2	0	5	5	0	1	7	0	2	0	0	0	0	0	0	0	0	0	-28	
4	Trayce Jackson-Davis	F 22:51	3-8	0-0	1-1	3	2	3	1	7	0	2	0	0	3	1	0	0	0	0	0	0	16	
50	Joey Brunk	C 20:23	4-7	0-0	1-4	7	3	10	4	4	9	1	0	0	0	0	0	0	0	0	0	0	-19	
1	Aljami Durham	G 23:09	1-5	0-2	3-4	0	4	4	2	4	5	1	0	0	0	0	0	0	0	0	0	0	15	
11	Devonte Green	G 22:57	6-13	3-7	3-3	0	3	3	1	2	18	2	1	0	0	0	0	0	0	0	0	0	-1	
10	Rob Phinisee	21:53	1-3	0-1	0-0	0	3	3	0	2	1	1	1	0	0	-7	0	0	0	0	0	0	-7	
25	Race Thompson	11:32	1-3	1-1	0-0	2	1	3	1	4	3	0	2	0	1	0	0	0	0	0	0	0	0	
2	Armaan Franklin	12:01	1-6	0-3	0-0	0	0	0	4	2	1	3	0	0	0	-5	0	0	0	0	0	0	-5	
20	De/Ron Davis	17:22	2-6	0-0	2-4	0	3	3	0	6	0	0	1	1	2	3	0	0	0	0	0	0	0	
23	Damezi Anderson	15:44	0-1	0-1	0-0	0	1	2	2	0	2	1	0	0	0	0	0	0	0	0	0	0	0	
21	Jerome Hunter	02:56	0-2	0-1	0-0	0	0	0	0	1	0	0	0	0	0	0	0	0	0	0	0	0	0	
Team						2	2	4	0	0	0	0	0	0	0	0	0	0	0	0	0	0	0	0
Totals		22:61	4-18	11-18	15	27	42	21	16	59	7	14	3	6	3	-16								

Technical Fouls: NONE

NO.	Name	Min	FG			3P			FT			Rebounds		Fouls		TP	AS	TO	ST	Blocks		+/-		
			M	A	%	M	A	%	M	A	%	OR	DR	PF	FD					BS	BA			
24	Donta Scott	F 18:54	3-7	1-5	2-2	0	0	0	3	1	9	1	0	1	0	0	0	0	0	0	0	0	0	0
25	Jalen Smith	F 25:24	6-10	2-3	5-7	3	5	8	3	5	19	0	1	0	1	1	0	0	0	0	0	0	0	30
1	Anthony Cowan	G 34:17	4-13	1-6	4-5	2	4	6	0	4	13	6	1	0	0	0	0	0	0	0	0	0	0	34
2	Aaron Wiggins	G 28:47	4-10	1-5	4-4	1	7	8	2	3	12	2	1	0	0	0	0	0	0	0	0	0	0	23
11	Darryl Morsell	G 30:31	4-8	1-2	3-3	0	3	3	1	2	12	0	1	0	0	0	0	0	0	0	0	0	0	9
5	Eric Ayala	22:07	2-6	0-1	3-4	0	1	1	1	3	7	0	0	1	0	0	0	0	0	0	0	0	0	25
4	Ricky Lindo Jr.	08:06	0-2	0-0	0-0	2	1	3	1	0	0	0	1	0	0	0	0	0	0	0	0	0	0	2
15	Choi Marial	08:23	1-2	0-0	0-0	0	3	3	4	1	2	0	0	0	0	0	0	0	0	0	0	0	0	-3
49	Sarel Smith Jr.	12:32	0-3	0-0	1-0	1	0	1	0	2	0	1	3	1	0	0	0	0	0	0	0	0	0	-10
00	Joshua Tomiac	06:13	0-0	0-0	0-0	0	1	1	0	0	0	0	0	0	0	0	0	0	0	0	0	0	0	0
12	Reese Mona	02:48	0-0	0-0	0-0	0	0	0	0	0	0	0	0	0	0	0	0	0	0	0	0	0	0	12
13	Hakim Hart	01:58	0-1	0-1	0-0	0	0	0	0	0	0	0	0	0	0	0	0	0	0	0	0	0	0	-9
Team						2	2	2	0	0	0	0	0	0	0	0	0	0	0	0	0	0	0	0
Totals		24:62	6-24	21-25	11	25	36	16	21	75	10	17	5	3	6	-16								

Technical Fouls: NONE

Biggest lead	5 (1 st 10:56)	30 (2 nd 3:44)	Points from		Turnovers	9	25	Period by Period Scoring		
			IU	UMD				1st	2nd	TOT
Best Scoring Run	9 (2 nd 0:41)	12 (2 nd 3:44)	Paint	22	34	IU	28	47	75	
Lead Changes	2	0	Second Chance	13	13	UMD	28	47	75	
Times Tied	4	0	Fast Breaks	10	10	Bench	13	9		
Time with Lead	07:49	27:18	Bench	13	9					



Official Basketball Box Score - Final
Indiana at Rutgers
01/16/20 Rutgers Athletic Center, Piscataway
2019-20 Men's Basketball

Game Time: 12:00 AM
Game Duration: 2:09
Attendance: 8,000



Official Basketball Box Score - Final
Indiana at Nebraska
01/19/20 Pinnacle Bank Arena, Lincoln
Nebraska vs. Indiana

Game Time: 12:08 AM
Game Duration: 2:12
Attendance: 15,925

Officials: Bo Boroski, D.J. Carstensen, Kelly Pfeifer

Officials: Terry Wymer, Rob Kueneman, Steve Horacki

Indiana - 50 Record: 13-4 (3-3)

NO. Name	Min	FG	3P	FT	Rebounds	Fouls	TP	AS	TO	ST	Blocks	+/-				
		M/A	M/A	M/A	OR DR TOT	PF					BS BA					
3 Justin Smith	F 36:07	6-10	0-1	3-4	1	6	7	2	3	15	1	2	0	1	-11	
4 Trayce Jackson-Davis	F 18:46	2-6	0-0	0-0	4	2	6	3	1	4	1	1	0	2	-15	
50 Joey Brunk	C 31:33	5-10	0-0	0-1	4	6	10	1	3	10	1	0	1	0	2	
1 Aljami Durham	G 28:22	2-9	1-3	5-5	0	2	3	6	10	2	3	1	0	0	-13	
10 Rob Phinisee	G 31:40	3-11	1-6	2-2	0	3	2	1	9	1	3	1	0	0	-13	
11 Devonte Green	15:10	0-4	0-3	0-0	0	0	0	1	0	0	0	2	0	0	-8	
25 Race Thompson	05:55	0-0	0-0	0-0	0	1	1	2	0	0	0	0	0	0	3	
2 Armaan Franklin	04:48	0-1	0-0	0-0	0	1	1	0	0	0	0	0	0	0	-4	
21 Jerome Hunter	19:31	1-5	0-2	0-0	1	2	3	2	2	0	3	1	0	1	-1	
20 DeRon Davis	04:38	0-0	0-0	0-0	0	1	1	0	0	0	0	0	0	0	-8	
23 Damezi Anderson	03:30	0-4	0-4	0-0	0	1	1	1	0	0	0	0	0	0	-4	
Team					1	1	2									
Totals		19-60	2-19	10-12	11	26	37	18	14	50	6	16	4	2	6	-9

Shooting By Period

1st FG%	10-27	37.0%
3PT%	0-6	0.0%
FT%	4-4	100%
2nd FG%	9-33	27.3%
3PT%	2-11	18.2%
FT%	6-8	75%
GM FG%	19-60	31.7%
3PT%	2-19	10.5%
FT%	10-12	83.3%

Dead Ball Rebounds: 1,0

Indiana - 82 Record: 14-4 (4-3)

NO. Name	Min	FG	3P	FT	Rebounds	Fouls	TP	AS	TO	ST	Blocks	+/-				
		M/A	M/A	M/A	OR DR TOT	PF					BS BA					
3 Justin Smith	F 32:23	7-12	1-3	0-1	3	4	7	2	1	15	2	1	0	1	0	3
4 Trayce Jackson-Davis	F 36:10	6-7	0-0	6-8	2	11	13	0	4	18	4	0	0	1	0	12
50 Joey Brunk	C 28:21	7-8	0-0	2-5	2	3	5	1	4	16	2	0	2	0	1	3
1 Aljami Durham	G 20:55	1-6	1-5	4-6	0	0	0	3	3	7	2	0	0	0	0	-13
10 Rob Phinisee	G 23:55	2-7	1-5	0-0	0	1	4	2	5	4	4	1	1	0	1	3
11 Devonte Green	14:10	1-6	1-4	0-0	0	1	4	2	0	3	4	2	0	1	0	-4
25 Race Thompson	07:37	0-2	0-1	0-0	1	2	3	0	0	0	0	0	0	1	0	-11
2 Armaan Franklin	22:43	3-8	2-5	0-0	0	6	6	3	4	8	4	3	1	1	1	18
21 Jerome Hunter	08:05	2-3	2-3	0-0	0	0	0	2	6	0	1	0	0	0	0	5
20 DeRon Davis	05:41	2-2	0-0	0-0	0	3	3	0	4	0	0	0	0	0	0	4
Team					4	2	6									
Totals		31-61	9-26	12-20	12	36	48	17	18	82	21	16	2	8	1	8

Shooting By Period

1st FG%	18-34	52.9%
3PT%	6-16	37.5%
FT%	4-6	66.7%
2nd FG%	13-27	48.1%
3PT%	2-10	20.0%
FT%	8-14	57.1%
GM FG%	31-61	50.8%
3PT%	8-26	30.8%
FT%	12-20	60.0%

Dead Ball Rebounds: 4,0

Rutgers - 59 Record: 13-4 (4-2)

NO. Name	Min	FG	3P	FT	Rebounds	Fouls	TP	AS	TO	ST	Blocks	+/-				
		M/A	M/A	M/A	OR DR TOT	PF					BS BA					
1 Akwasi Yeboah	F 24:26	5-7	2-4	2-3	0	7	7	0	3	14	1	2	2	0	0	5
15 Myles Johnson	G 28:14	4-8	0-0	0-3	0	3	3	2	3	8	0	1	0	1	1	-12
22 Caleb McConnell	G 26:43	4-6	0-2	2-2	0	6	6	2	1	10	0	2	1	0	0	5
23 Montez Mathis	G 18:08	2-4	0-0	0-0	2	1	3	2	0	4	3	1	0	0	0	0
24 Ron Harper Jr.	G 29:53	2-6	1-4	1-2	0	3	3	2	1	6	2	3	0	2	0	5
13 Shaq Carter	13:02	1-3	0-0	0-0	0	4	4	0	0	2	0	0	0	2	0	-4
4 Paul Mulcahy	18:41	1-2	1-1	0-1	0	1	0	1	2	3	3	1	0	1	0	6
42 Jacob Young	20:33	2-6	0-0	1-3	1	2	3	1	5	5	3	1	1	0	0	8
0 Geo Baker	22:20	2-7	0-4	3-4	1	3	4	3	1	7	4	1	0	0	1	8
Team					0	2	2									
Totals		23-49	4-15	9-18	5	31	36	14	17	59	14	13	6	2	9	-9

Shooting By Period

1st FG%	13-27	48.1%
3PT%	3-8	37.5%
FT%	2-3	66.7%
2nd FG%	10-22	45.5%
3PT%	1-7	14.3%
FT%	7-15	46.7%
GM FG%	23-49	46.9%
3PT%	4-15	26.7%
FT%	9-18	50.0%

Dead Ball Rebounds: 4,0

Nebraska - 74 Record: 7-11 (2-5)

NO. Name	Min	FG	3P	FT	Rebounds	Fouls	TP	AS	TO	ST	Blocks	+/-				
		M/A	M/A	M/A	OR DR TOT	PF					BS BA					
24 Yvan Ouedraogo	F 22:23	2-4	0-0	0-0	2	3	5	1	1	4	0	1	0	0	1	-5
3 Cam Mack	G 37:19	5-15	3-8	7-11	0	3	3	3	7	20	9	3	0	1	2	-11
11 Daehon Burke	G 27:50	5-12	0-4	2-4	1	3	4	1	5	12	0	1	2	0	2	-14
22 Haanif Cheatham	G 34:13	4-10	2-5	0-1	0	1	0	1	0	10	3	1	0	0	0	-8
34 Thorir Thorbjarnarson	G 37:19	5-9	1-5	2-2	1	8	9	4	1	13	3	2	0	3	0	-3
1 Kevin Cross	15:54	1-5	1-3	2-2	0	2	2	5	1	5	1	2	0	0	1	-4
30 Charlie Eastley	16:08	2-4	2-3	2-2	1	0	2	1	2	1	8	0	3	0	1	4
25 Matej Kavaz	02:41	0-2	0-1	0-0	0	0	0	0	0	0	0	0	0	0	1	-5
23 Jervey Green	06:13	1-2	0-1	0-0	0	1	1	2	0	2	0	1	0	0	0	6
Team					3	1	4									
Totals		25-63	9-30	15-22	8	22	30	18	17	74	16	11	8	1	8	-8

Shooting By Period

1st FG%	13-31	41.9%
3PT%	6-13	46.2%
FT%	9-14	64.3%
2nd FG%	12-32	37.5%
3PT%	3-17	17.6%
FT%	6-8	75%
GM FG%	25-63	39.7%
3PT%	9-30	30.0%
FT%	15-22	68.2%

Dead Ball Rebounds: 1,0

Points from Turnovers

Turnovers	IU	RU
13	18	18

Period by Period Scoring

1st	2nd	TOT
24	26	50

Time with Lead

IU	RU
03:03	36:00

Points from Turnovers

Turnovers	IND	NEB
10	13	13

Period by Period Scoring

1st	2nd	TOT
46	36	82

Time with Lead

IND	NEB
27:23	11:21



Official Basketball Box Score - Final
Michigan St. at Indiana
01/24/20 Simon Skjott Assembly Hall, Bloomington
2019-20 Men's Basketball

Game Time: 1:30 AM
Game Duration: 2:10
Attendance: 17,222

Officials: Terry Oglesby, Mike Eades, Don Daly

Michigan St. - 63 Record: 14-5 (6-2)

NO. Name	Min	FG	3P	FT	Rebounds	Fouls	TP	AS	TO	ST	Blocks	+/-				
		M/A	M/A	M/A	OR DR TOT	PF					BS BA					
11 Aaron Henry	F 31:07	5-11	2-4	0-0	1	1	2	2	1	12	0	5	0	0	0	-7
23 Xavier Tillman	F 35:43	3-6	0-1	3-4	1	9	10	4	6	9	5	0	2	3	0	-5
30 Marcus Bingham Jr.	F 15:00	2-6	1-2	0-0	1	4	5	1	0	5	1	1	0	1	0	1
44 Gabe Brown	F 26:50	4-6	2-3	0-0	2	2	2	0	10	0	0	0	0	0	0	-6
5 Cassius Winston	G 34:35	5-11	3-6	4-6	0	2	2	1	5	17	5	3	1	0	1	1
2 Rocket Watts	16:54	1-3	1-3	2-2	1	0	1	2	2	5	1	0	0	0	0	-5
15 Thomas Kithier	09:34	1-2	0-0	1-2	1	0	1	1	1	3	0	1	0	0	0	-3
25 Malik Hall	21:22	1-2	0-0	0-0	0	3	3	0	2	1	1	0	2	1	0	-5
3 Foster Loyer	05:17	0-2	0-2	0-0	0	0	0	0	0	0	0	0	0	0	0	-2
34 Julius Marble	03:38	0-0	0-0	0-0	0	2	2	1	0	0	0	0	0	0	0	1
Team					0	0	0									
Totals		22-49	9-21	10-14	5	24	29	17	15	63	13	13	4	6	2	-4

Shooting By Period

1st FG%	11-27	40.7%
3PT%	3-11	27.3%
FT%	5-6	83.3%
2nd FG%	11-22	50.0%
3PT%	6-10	60.0%
FT%	5-8	62.5%
GM FG%	22-49	44.9%
3PT%	9-21	42.9%
FT%	10-14	71.4%

Dead Ball Rebounds: 4,0



Official Basketball Box Score - Final
Maryland at Indiana
01/26/20 Simon Skjott Assembly Hall, Bloomington
2019-20 Men's Basketball

Game Time: 6:00 PM
Game Duration: 1:59
Attendance: 17,222

Officials: Paul Szet, Brian Dorsey, Rob Kueneman

Maryland - 77 Record: 16-4 (6-3)

NO. Name	Min	FG	3P	FT	Rebounds	Fouls	TP	AS	TO	ST	Blocks	+/-				
		M/A	M/A	M/A	OR DR TOT	PF					BS BA					
24 Donita Scott	F 24:05	1-5	1-5	0-0	1	2	3	2	0	3	0	1	0	1	0	-7
25 Jalen Smith	F 34:38	10-14	4-6	5-7	4	7	11	1	6	29	2	2	1	2	0	10
1 Anthony Cowan	G 36:02	6-15	2-7	4-7	1	1	2	2	7	18	4	0	1	0	1	7
5 Eric Ayala	G 30:59	2-5	1-2	0-2	0	2	2	0	1	5	6	0	1	0	0	-13
11 Darryl Morsell	G 24:04	4-7	1-1	1-1	2	4	6	4	1	10	1	1	0	0	1	3
12 Aaron Wiggins	2															



Official Basketball Box Score - Final
Indiana at Penn State
 01/30/20 Bryce Jordan Center
 2019-20 Men's Basketball

Game Time: 1:20 AM
 Game Duration: 2:02
 Attendance: 7,656

Officials: Terry Wymer, Larry Scrotto, Courtney Green

Indiana - 49												
Record: 15-6 (5-5)												
NO. Name	Min	FG	3P	FT	Rebounds	Fouls	TP	AS	TO	ST	Blocks	+/-
		M/A	M/A	M/A	OR DR TOT	PF					BS BA	
3 Justin Smith	F 28:34	5-8	1-1	0-0	1 6 7	4 2	13	0	3	0	0	-9
4 Trayce Jackson-Davis	F 30:34	5-9	0-0	4-4	3 4 7	2 2	14	0	2	1	2	-16
50 Joey Brunk	C 14:14	3-4	0-0	0-0	1 5 6	3 1	6	0	2	0	0	-5
1 Aljami Durham	G 30:24	1-7	1-3	2-2	0 1 1	0 1	5	1	2	0	1	-11
10 Rob Phinisee	G 24:08	0-6	0-1	0-0	2 2 2	1 0	4	2	0	0	0	-14
20 De/Ron Davis	F 17:11	2-7	0-0	2-2	3 3 5	4 2	6	1	1	0	0	-9
23 Damezi Anderson	15:28	0-3	0-2	0-0	4 4 1	0 0	0	0	0	0	0	-6
11 Devonte Green	21:38	2-10	0-3	0-0	0 3 3	2 0	4	3	2	0	0	-7
2 Armaan Franklin	17:49	0-3	0-1	1-2	0 5 5	0 4	1	0	1	2	0	1
Totals		19-57	2-11	9-10	11 33 44	18 12	49	9	18	3	3	-15

Shooting By Period	
1st FG%	10-29 34.5%
3PT%	1-6 16.7%
FT%	7-8 87.5%
2nd FG%	9-28 32.1%
3PT%	1-5 20.0%
FT%	2-2 100%
GM FG%	19-57 33.3%
3PT%	2-11 18.2%
FT%	9-10 90.0%



Official Basketball Box Score - Final
Indiana at Ohio State
 02/01/20 Value City Arena, Columbus, Ohio
 2019-20 Men's Basketball

Game Time: 5:00 PM
 Game Duration: 1:58
 Attendance: 18,809

Officials: Bo Boroski, Katy Pfeifer, Steve McJunkins

Indiana - 59												
Record: 15-7 (5-6)												
NO. Name	Min	FG	3P	FT	Rebounds	Fouls	TP	AS	TO	ST	Blocks	+/-
		M/A	M/A	M/A	OR DR TOT	PF					BS BA	
3 Justin Smith	F 27:35	1-4	0-0	3-3	0 2 2	3 2	5	1	0	2	0	-3
4 Trayce Jackson-Davis	F 33:17	2-6	0-0	3-4	2 5 7	1 3	7	2	2	0	3	-7
50 Joey Brunk	C 21:58	1-3	0-0	2-4	0 2 2	2 3	4	1	0	0	1	-5
1 Aljami Durham	G 26:59	3-4	0-1	2-2	0 3 3	2 2	8	3	1	2	0	-9
10 Rob Phinisee	G 27:17	4-7	2-3	1-2	0 2 2	0 2	11	3	2	0	1	-13
11 Devonte Green	18:20	4-8	3-4	2-2	1 1 2	0 2	13	0	0	0	1	7
21 Jerome Hunter	28:08	3-8	2-4	1-1	1 3 4	0 1	9	0	1	0	0	-6
20 De/Ron Davis	09:02	1-1	0-0	0-0	0 0 0	3 1	2	0	3	0	0	-6
2 Armaan Franklin	07:24	0-1	0-0	0-0	0 0 0	0 0	0	0	1	0	0	-3
Totals		19-42	7-12	14-18	4 20 24	12 16	59	10	13	4	5	1

Shooting By Period	
1st FG%	8-20 40.0%
3PT%	3-5 60.0%
FT%	3-6 50%
2nd FG%	11-22 50.0%
3PT%	4-7 57.1%
FT%	11-12 91.7%
GM FG%	19-42 45.2%
3PT%	7-12 58.3%
FT%	14-18 77.8%

Penn State - 64												
Record: 15-5 (5-4)												
NO. Name	Min	FG	3P	FT	Rebounds	Fouls	TP	AS	TO	ST	Blocks	+/-
		M/A	M/A	M/A	OR DR TOT	PF					BS BA	
1 Seth Lundy	F 15:03	1-3	1-3	0-0	1 2 3	1 1	3	0	0	0	0	10
11 Lamar Stevens	F 33:24	7-21	0-2	3-8	2 7 9	1 6	17	2	2	4	1	6
21 John Harrar	F 19:39	2-3	0-0	0-0	2 3 5	3 2	4	0	2	2	0	0
0 Myron Jones	G 23:26	2-7	0-4	1-2	0 2 2	2 1	5	2	1	4	0	21
5 Jamari Wheeler	G 32:12	2-4	0-0	0-0	1 4 5	1 0	4	5	1	4	0	1
12 Isaiah Brockington	13:00	1-4	0-0	0-0	0 0 0	1 0	2	0	0	0	1	-2
24 Mike Watkins	20:21	1-7	0-0	6-10	2 4 6	2 6	8	0	0	1	1	13
2 Myles Dread	23:28	3-6	2-5	1-2	1 1 2	1 0	9	1	0	0	0	15
4 Curtis Jones	19:27	5-9	2-4	0-1	2 2 4	0 1	12	2	1	0	0	0
Totals		24-64	5-18	11-23	11 27 38	12 17	64	12	7	15	3	15

Shooting By Period	
1st FG%	11-32 34.4%
3PT%	2-9 22.2%
FT%	4-8 50%
2nd FG%	13-32 40.6%
3PT%	3-9 33.3%
FT%	7-15 46.7%
GM FG%	24-64 37.5%
3PT%	5-18 27.8%
FT%	11-23 47.8%

Ohio State - 68												
Record: 14-7 (4-6)												
NO. Name	Min	FG	3P	FT	Rebounds	Fouls	TP	AS	TO	ST	Blocks	+/-
		M/A	M/A	M/A	OR DR TOT	PF					BS BA	
24 Andre Wesson	F 35:40	3-6	3-5	1-2	0 2 2	2 1	10	4	3	0	0	1
25 Kyle Young	F 15:42	3-3	0-0	0-0	2 1 3	4 1	6	2	0	0	0	5
34 Kaleb Wesson	F 31:29	7-12	1-2	0-0	5 6 11	4 5	15	2	0	1	1	10
1 Luther Muhammad	G 27:40	2-8	1-5	0-0	0 0 0	1 1	5	3	2	0	0	1
13 CJ Walker	G 35:34	5-9	2-5	2-2	0 2 2	2 1	14	4	2	3	0	4
32 E.J. Liddell	18:15	1-3	0-0	1-2	1 2 3	3 2	3	1	1	0	0	1
4 Duane Washington Jr.	19:26	1-9	0-5	2-2	0 2 2	0 1	4	3	2	1	0	1
10 Justin Ahrens	13:37	4-6	3-5	0-0	1 2 3	0 0	11	0	0	0	0	6
0 Alonzo Gaffney	03:17	0-0	0-0	0-0	0 0 0	0 0	0	0	0	1	0	-1
Totals		26-56	10-27	6-8	11 20 31	16 12	68	19	10	6	1	5

Shooting By Period	
1st FG%	12-28 42.9%
3PT%	3-13 23.1%
FT%	4-4 100%
2nd FG%	14-28 50.0%
3PT%	7-14 50.0%
FT%	2-4 50%
GM FG%	26-56 46.4%
3PT%	10-27 37.0%
FT%	6-8 75.0%

IND		PSU	
Biggest lead	3 (1st 18:11)	20 (2nd 3:01)	
Best Scoring Run	5 (1st 18:11)	8 (2nd 13:03)	
Lead Changes	8	8	
Times Tied	9	9	
Time with Lead	08:08	25:55	

Points from Turnovers		Period by Period Scoring	
IND	6	1st	2nd
PSU	21	28	49
IND	28	21	49
PSU	28	36	64

IND		OSU	
Biggest lead	1 (1st 17:43)	19 (2nd 6:06)	
Best Scoring Run	5 (1st 17:43)	9 (1st 11:18)	
Lead Changes	4	4	
Times Tied	0	0	
Time with Lead	00:39	39:02	

Points from Turnovers		Period by Period Scoring	
IND	9	1st	2nd
OSU	10	21	59
IND	32	37	59
OSU	31	68	68



Official Basketball Box Score - Final
Purdue at Indiana
 02/08/20 Simon Skjott Assembly Hall, Bloomington
 2019-20 Men's Basketball

Game Time: 7:00 PM
 Game Duration: 2:05
 Attendance: 17,222

Officials: Terry Wymer, Paul Saxe, Brandon Cruz

Purdue - 74												
Record: 14-10 (7-6)												
NO. Name	Min	FG	3P	FT	Rebounds	Fouls	TP	AS	TO	ST	Blocks	+/-
		M/A	M/A	M/A	OR DR TOT	PF					BS BA	
12 Evan Boudreaux	F 24:28	2-7	0-2	1-2	3 1 4	2 3	5	1	0	0	1	2
50 Trevion Williams	F 23:47	3-11	0-1	0-0	1 3 4	0 0	6	2	1	2	2	1
2 Eric Hunter Jr.	G 32:47	4-7	2-4	2-3	1 4 5	2 1	12	2	3	2	0	1
20 Nojel Eastern	G 30:23	2-2	0-0	4-6	1 2 3	3 4	8	5	1	0	0	0
55 Sasha Stefanovic	G 28:04	2-7	1-3	5-8	0 4 4	1 4	10	1	1	0	1	3
1 Aaron Wheeler	15:32	4-4	3-3	0-0	1 2 3	1 1	11	2	0	1	0	0
32 Matt Haarms	16:13	3-4	0-0	2-3	0 3 3	4 5	8	0	1	0	1	0
3 Jahсад Proctor	16:37	2-4	0-1	2-2	0 0 0	1 2	6	1	2	1	0	1
11 Isaiah Thompson	12:09	3-6	2-2	0-0	1 0 1	0 2	8	0	1	0	0	6
Totals		25-52	8-16	16-24	8 21 29	14 22	74	14	12	6	4	5

Shooting By Period	
1st FG%	14-27 51.9%
3PT%	5-10 50.0%
FT%	4-6 66.7%
2nd FG%	11-25 44.0%
3PT%	3-6 50.0%
FT%	12-18 66.7%
GM FG%	25-52 48.1%
3PT%	8-16 50.0%
FT%	16-24 66.7%



Official Basketball Box Score - Final
Iowa at Indiana
 02/14/20 Simon Skjott Assembly Hall, Bloomington
 2019-20 Men's Basketball

Game Time: 1:00 AM
 Game Duration: 2:20
 Attendance: 17,222

Officials: Mike Estes, Courtney Green, Don Dally

Iowa - 77												
Record: 17-8 (8-6)												
NO. Name	Min	FG	3P	FT	Rebounds	Fouls	TP	AS	TO	ST	Blocks	+/-
		M/A	M/A	M/A	OR DR TOT	PF					BS BA	
55 Luka Garza	C 39:40	14-22	3-6	7-8	2 6 8	3 7	28	0	3	0	4	-9
1 Joe Toussaint	G 16:12	1-3	0-0	1-1	0 1 1	0 2	3	3	5	5	1	-16
5 CJ Fredrick	G 11:11	0-1	0-1	0-0	0 0 0	0 0	1	0	0	0	0	-10
10 Joe Wieskamp	G 37:43	5-11	1-3	5-8	0 6 6	1 5	16	0	2	2	0	-10
30 Connor McCaffery	G 34:36	0-4	0-2	4-4	2 2 4	1 4	4	2	2	1	0	-1
15 Ryan Kriener	18:27	3-4	0-0	0-0	0 3 3	4 0	6	0	1	0	1	-15

2020 BIG TEN TOURNAMENT - FIRST ROUND

2019-20 INDIANA BASKETBALL



Official Basketball Box Score - Final
Indiana at Michigan
02/16/20 Crisler Center, Ann Arbor
2019-20 Men's Basketball

Game Time: 6:00 PM
Game Duration: 1:58
Attendance: 12,707

Officials: Terry Wymer, Terry Oglesby, Lewis Garrison

NO.	Name	Min	FG			3P			FT			Rebounds		Fouls		TP	AS	TO	ST	Blocks			+/-
			M	A	%	M	A	%	M	A	%	OR	DR	PF	FD					BS	BA	BL	
3	Justin Smith	F	23:59	4-6	0-0	1-2	1	2	3	1	9	1	3	0	0	1	-15						
4	Trayce Jackson-Davis	F	26:37	2-3	0-0	1-2	1	2	2	2	5	1	0	0	0	-18							
50	Joey Brunk	C	15:39	3-10	0-0	0-0	1	1	0	1	6	0	0	0	0	-3							
1	Aljami Durham	G	31:29	6-10	2-3	3-5	0	4	4	1	4	17	2	1	0	-15							
10	Rob Phinisee	G	21:06	2-7	0-2	0-1	0	0	0	1	4	2	0	0	0	-14							
11	Devonte Green	G	21:23	1-7	1-3	0-0	1	3	4	0	0	3	1	1	0	-12							
21	Jerome Hunter	G	21:00	1-4	0-2	1-2	3	2	5	1	3	3	0	1	0	-9							
20	De/Ron Davis	G	18:54	9-9	0-0	1	1	2	4	4	18	0	1	0	0	-3							
25	Race Thompson	G	11:47	0-3	0-1	0-0	0	1	2	0	0	0	0	0	0	-12							
2	Armaan Franklin	G	06:02	0-1	0-0	0	0	0	1	4	0	0	0	0	0	-7							
23	Damezi Anderson	G	02:04	0-1	0-0	0	0	0	0	0	0	0	0	0	0	-5							
Team				0			0			0		0		0									
Totals				28-61	3-12	6-12	7	14	21	18	16	65	7	7	1	3	6	-24					

Shooting By Period	
1st FG%	15-30 50.0%
3PT%	3-6 50.0%
FT%	1-1 100%
2nd FG%	13-31 41.9%
3PT%	0-6 0.0%
FT%	5-11 45.5%
GM FG%	28-61 45.9%
3PT%	3-12 25.0%
FT%	6-12 50.0%

Dead Ball Rebounds: 4, 0

Technical Fouls:NONE

NO.	Name	Min	FG			3P			FT			Rebounds		Fouls		TP	AS	TO	ST	Blocks			+/-
			M	A	%	M	A	%	M	A	%	OR	DR	PF	FD					BS	BA	BL	
2	Isaiiah Livers	F	26:30	4-9	2-4	2-2	1	4	5	3	1	12	1	0	1	0	1	0	1	0	1	20	
15	Jon Teske	C	24:46	2-5	0-0	2-2	2	5	7	3	2	6	1	2	0	4	0	0	0	0	0	1	
3	Zavier Simpson	G	30:37	4-7	0-0	4-4	0	1	1	2	2	12	11	1	0	0	1	8					
21	Franz Wagner	G	26:04	7-11	2-4	0-0	2	6	8	5	1	16	0	2	0	0	1	9					
55	Eli Brooks	G	30:48	5-8	1-4	2-2	1	2	1	2	0	13	1	1	0	0	0	16					
0	David DeJulius	G	20:49	1-2	0-0	0-0	1	1	1	0	2	3	0	0	0	0	0	15					
51	Austin Davis	G	13:10	4-6	0-0	1-2	3	5	2	2	9	0	2	0	0	0	8						
23	Brandon Johns Jr.	F	19:41	3-3	3-3	5-8	1	4	5	0	5	14	0	0	1	1	0	15					
5	Adrien Nunez	G	02:04	0-0	0-0	0-0	0	0	0	0	0	0	0	0	0	0	5						
11	Colin Castleton	G	02:04	0-0	0-0	2-2	0	0	0	0	1	2	0	0	0	1	0	5					
22	Cole Bajema	G	02:04	1-2	1-2	0-0	0	1	1	0	0	3	0	0	0	0	5						
24	CJ Baird	G	01:23	0-1	0-0	0-0	0	0	0	0	0	0	0	0	0	0	3						
Team				1			2			0		0		0									
Totals				31-54	9-17	18-22	10	27	37	16	18	89	17	8	2	6	3	24					

Shooting By Period	
1st FG%	16-29 55.2%
3PT%	4-10 40.0%
FT%	5-6 83.3%
2nd FG%	15-25 60.0%
3PT%	5-7 71.4%
FT%	13-16 81.3%
GM FG%	31-54 57.4%
3PT%	9-17 52.9%
FT%	18-22 81.8%

Dead Ball Rebounds: 3, 1

Technical Fouls:NONE

Points from		IND	MICH
Biggest lead	2 (1st 19:31)	24 (2nd 0:24)	
Best Scoring Run	6 (2nd 2:49)	9 (2nd 12:43)	
Lead Changes	5	5	
Times Tied	2	2	
Time with Lead	03:29	35:07	

Period by Period Scoring			
1st	34	31	65
2nd	41	48	89



Official Basketball Box Score - Final
Indiana at Minnesota
02/20/20 Markey Arena, Minneapolis
2019-20 Men's Basketball

Game Time: 2:00 AM
Game Duration: 2:50
Attendance: 13,686

Officials: Bill Ek, Steve McClurkin, Paul Szek

NO.	Name	Min	FG			3P			FT			Rebounds		Fouls		TP	AS	TO	ST	Blocks			+/-
			M	A	%	M	A	%	M	A	%	OR	DR	PF	FD					BS	BA	BL	
3	Justin Smith	F	31:40	2-6	0-1	1-2	0	5	5	2	2	5	1	0	0	1	0	0	1	0	1	16	
4	Trayce Jackson-Davis	F	34:54	11-15	0-0	5-9	4	12	16	1	6	27	1	2	0	2	3	0	0	0	0	10	
50	Joey Brunk	C	07:39	0-2	0-0	0-1	1	1	2	2	1	0	0	0	0	0	0	0	0	0	0	-3	
1	Aljami Durham	G	22:50	2-6	1-3	2-2	0	0	0	2	3	7	4	0	0	0	0	0	0	0	0	5	
10	Rob Phinisee	G	24:15	2-4	0-1	2-2	0	2	4	1	6	6	3	2	0	0	0	12					
20	De/Ron Davis	G	10:00	1-3	0-1	1-1	0	1	1	1	3	0	1	1	0	0	0	-3					
11	Devonte Green	G	24:23	3-9	3-7	2-2	0	2	2	2	11	2	3	0	0	0	3						
21	Jerome Hunter	G	10:55	0-1	0-0	0-0	0	0	0	0	0	0	0	0	0	0	1	0	0	0	-5		
25	Race Thompson	G	24:52	3-6	0-0	3-3	2	8	10	1	3	9	1	0	0	1	1	21					
2	Armaan Franklin	G	08:32	0-2	0-1	0-0	0	0	0	1	1	0	0	0	0	0	0	0	0	0	0	-4	
Team				1			0			1		0		1									
Totals				24-54	4-14	16-22	8	31	39	20	68	15	10	4	5	4	12						

Shooting By Period	
1st FG%	11-27 40.7%
3PT%	2-9 22.2%
FT%	4-7 57.1%
2nd FG%	13-27 48.1%
3PT%	2-5 40.0%
FT%	12-15 80%
GM FG%	24-54 44.4%
3PT%	4-14 28.6%
FT%	16-22 72.7%

Dead Ball Rebounds: 3, 0

Technical Fouls:Bench 2nd 7:25

NO.	Name	Min	FG			3P			FT			Rebounds		Fouls		TP	AS	TO	ST	Blocks			+/-
			M	A	%	M	A	%	M	A	%	OR	DR	PF	FD					BS	BA	BL	
30	Alihan Demir	F	22:16	3-7	0-1	0-0	1	1	2	4	0	6	1	2	1	1	0	0	0	0	0	-8	
25	Daniel Oturu	C	34:40	5-15	0-1	1-4	5	9	14	4	7	11	3	3	0	3	4	0	0	0	0	-9	
0	Payton Willis	G	31:25	5-9	1-5	1-2	2	2	4	2	2	2	2	0	0	0	0	0	0	0	0	-5	
5	Marcus Carr	G	37:25	3-9	1-4	5-8	1	3	4	4	5	12	7	3	1	0	0	0	0	0	0	-12	
22	Gabe Kalscheur	G	34:39	1-11	1-9	3-4	1	1	2	2	3	6	2	3	1	0	0	0	0	0	0	-19	
35	Isaiiah Ithuen	G	14:57	2-4	1-3	0-0	1	2	2	0	5	2	0	1	0	0	0	0	0	0	0	-7	
1	Tre Williams	G	11:48	1-3	0-1	0-0	0	0	0	3	0	0	2	1	0	0	0	0	0	0	0	3	
21	Jarvis Omersa	G	08:07	1-1	0-0	0-0	0	1	1	2	0	2	0	1	1	0	0	0	0	0	0	0	
42	Michael Hurt	G	02:08	0-0	0-0	0-1	1	1	2	0	1	0	0	0	0	0	0	0	0	0	0	-3	
3	Bryan Greenlee	G	02:35	0-2	0-1	0-0	0	1	1	0	0	0	0	0	0	0	0	0	0	0	0	0	
Team				0			0			0		0		0									
Totals				21-61	4-25	10-19	13	25	38	20	18	56	18	12	6	4	5	-12					

Shooting By Period	
1st FG%	13-31 41.9%
3PT%	2-11 18.2%
FT%	3-7 42.9%
2nd FG%	8-20 26.7%
3PT%	2-14 14.3%
FT%	7-12 58.3%
GM FG%	21-61 34.4%
3PT%	4-25 16.0%
FT%	10-19 52.6%

Dead Ball Rebounds: 5, 0

Technical Fouls:NONE

Points from		IND	MINN
Biggest lead	12 (2nd 0:59)	10 (1st 11:00)	
Best Scoring Run	8 (2nd 0:59)	5 (1st 14:59)	
Lead Changes	5	5	
Times Tied	5	4	
Time with Lead	16:07	22:41	

Period by Period Scoring			
1st	16	6	22
2nd	34	24	58



Official Basketball Box Score - Final
Penn St. at Indiana
02/23/20 Simon Skjott Assembly Hall, Bloomington
2019-20 Men's Basketball

Game Time: 5:00 PM
Game Duration: 2:15
Attendance: 17,222

Officials: D.J. Carstensen, Eric Curry, Earl Walton



Official Basketball Box Score - Final
Indiana at Illinois
 03/01/20 State Farm Center, Champaign, IL
 2019-20 Men's Basketball

Game Time: 1:00 PM
 Game Duration: 2:08
 Attendance: 15,544

Officials: Terry Oglesby, D.J. Carstensen, Brian Dorsey

Indiana - 66																						
NO. Name	Min	FG			3P			FT			Rebounds		Fouls		TP	AS	TO	ST	Blocks		+/-	
		M-A	M-A	M-A	M-A	M-A	M-A	M-A	M-A	M-A	OR	DR	PF	FD					BS	BA		
3 Justin Smith	F 27:51	4	8	0	1	5	0	2	0	8	2	1	0	1	0	0	0	0	0	0	0	0
4 Trayce Jackson-Davis	F 32:28	5	9	0	2	7	5	12	3	4	12	0	2	1	2	2	3	0	0	0	0	
50 Joey Brunk	C 07:55	1	1	0	0	0	1	1	3	2	0	0	1	0	0	0	0	0	0	0	0	
1 Aljami Durham	G 31:12	3	6	2	3	5	0	2	2	6	13	2	1	1	0	0	0	0	0	0	0	
10 Rob Phinisee	G 29:00	4	13	2	4	0	5	5	0	0	10	2	1	1	1	2	0	0	0	0	0	
11 Devonte Green	17:14	3	11	2	4	3	3	2	2	3	11	3	2	0	0	0	0	0	0	0	-4	
25 Race Thompson	22:06	1	3	0	0	1	2	3	4	1	2	1	1	1	1	0	1	2	0	0	0	
21 Jerome Hunter	21:09	2	5	2	4	0	0	1	1	2	2	6	2	1	0	1	1	1	0	0	-5	
20 DeRon Davis	08:07	1	2	0	0	0	1	1	1	0	2	0	0	0	0	0	0	0	0	0	-5	
2 Armaan Franklin	05:00	0	1	0	0	0	0	0	0	0	0	0	0	0	0	0	0	0	0	0	2	
Team											2	3	5	0	0	0	0	0	0	0	0	
Totals		24-59	8-16	10-12	12	27	39	19	16	68	12	10	4	5	6	-1						

Shooting By Period	
1st FG%	13-28 46.4%
3PT%	3-6 50.0%
FT%	7-7 100%
2nd FG%	11-31 35.5%
3PT%	5-11 45.5%
FT%	3-5 60%
GM FG%	24-59 40.7%
3PT%	8-16 50.0%
FT%	10-12 83.3%

Dead Ball Rebounds: 1.0

Technical Fouls: NONE

Illinois - 67																						
NO. Name	Min	FG			3P			FT			Rebounds		Fouls		TP	AS	TO	ST	Blocks		+/-	
		M-A	M-A	M-A	M-A	M-A	M-A	M-A	M-A	M-A	OR	DR	PF	FD					BS	BA		
21 Kofi Cockburn	C 34:53	4	6	0	0	7	10	2	3	5	2	6	15	0	1	0	6	1	1	1	1	
1 Trent Frazier	G 30:41	0	4	0	2	0	3	3	2	1	2	1	1	1	1	0	1	4	0	0	0	
10 Andres Feliz	G 33:56	6	11	2	3	1	6	7	3	2	15	4	2	3	0	1	0	0	0	0	0	
11 Ayo Dosunmu	G 38:13	6	15	1	2	4	6	12	3	6	17	1	2	1	0	0	0	0	0	0	0	
20 DaMonte Williams	G 20:23	2	5	1	2	3	3	1	4	7	1	0	0	0	0	2	7	0	0	0	0	
0 Alan Griffin	16:07	2	6	1	4	0	0	1	1	2	0	5	2	0	0	0	0	0	0	0	-2	
2 Kipper Nichols	04:39	0	0	0	0	0	0	0	0	0	0	0	0	0	0	0	0	0	0	0	-3	
15 Giorgi Bezhaniashvili	21:08	3	5	0	0	2	4	6	2	0	6	0	1	0	0	0	0	0	0	0	-2	
Team											1	2	3	0	0	0	0	0	0	0	0	
Totals		23-52	4-12	17-24	7	24	31	16	19	67	9	7	5	6	5	1						

Shooting By Period	
1st FG%	13-27 48.1%
3PT%	3-7 42.9%
FT%	7-11 63.6%
2nd FG%	10-25 40.0%
3PT%	1-5 20.0%
GM FG%	23-52 44.2%
3PT%	4-12 33.3%
FT%	17-24 70.8%

Dead Ball Rebounds: 2.0

Technical Fouls: NONE

Biggest lead	IND		Illini	
	5 (1st 4:36)	7 (2nd 5:27)	7	8
Best Scoring Run	7 (1st 6:49)		9 (2nd 5:27)	
Lead Changes	12		7	
Times Tied	10		9	
Time with Lead	09:57	24:25	36	31

Points from Turnovers	IND		Illini	
	1st	2nd	TOT	TOT
Paint	36	30	66	67
Second Chance	7	9	16	16
Fast Breaks	0	8	8	8
Bench	21	11	32	29



Official Basketball Box Score - Final
Minnesota at Indiana
 03/05/20 Simon Skjott Assembly Hall, Bloomington
 2019-20 Men's Basketball

Game Time: 12:00 AM
 Game Duration: 1:56
 Attendance: 17,222

Officials: Terry Wymer, Courtney Green, Chris Beaver

Minnesota - 67																					
NO. Name	Min	FG			3P			FT			Rebounds		Fouls		TP	AS	TO	ST	Blocks		+/-
		M-A	M-A	M-A	M-A	M-A	M-A	M-A	M-A	M-A	OR	DR	PF	FD					BS	BA	
30 Alihan Demir	F 16:45	2	3	0	0	2	1	3	3	0	4	1	1	0	0	0	0	0	0	0	-10
25 Daniel Oturu	C 39:22	11	27	0	0	2	5	7	9	16	2	6	24	1	4	1	0	1	1	0	-1
0 Payton Willis	G 34:12	3	7	3	5	0	0	3	3	2	0	9	0	1	0	0	0	0	0	0	-14
5 Marcus Carr	G 37:04	2	8	0	2	2	0	3	3	2	6	5	2	2	0	0	0	0	0	0	-3
22 Gabe Kalscheur	G 35:33	5	11	1	6	3	5	1	2	1	3	14	0	0	0	0	0	0	0	0	-3
35 Isaiha Ihenne	23:15	3	4	3	3	0	0	5	5	2	0	9	1	3	0	0	0	0	0	0	5
1 Tre Williams	13:11	0	0	0	0	0	0	1	1	2	1	1	0	0	0	0	0	0	0	0	5
21 Jarvis Omersa	00:38	0	0	0	0	0	0	0	0	0	0	0	0	0	0	0	0	0	0	0	-4
Team											0	1	1	0	0	0	0	0	0	0	0
Totals		26-60	7-16	8-14	10	24	34	15	12	67	8	11	3	0	1	-5					

Shooting By Period	
1st FG%	14-31 45.2%
3PT%	4-9 44.4%
FT%	2-3 66.7%
2nd FG%	12-29 41.4%
3PT%	3-7 42.9%
FT%	3-5 60%
GM FG%	26-60 43.3%
3PT%	7-16 43.8%
FT%	8-14 57.1%

Dead Ball Rebounds: 4.0

Technical Fouls: NONE

Indiana - 72																					
NO. Name	Min	FG			3P			FT			Rebounds		Fouls		TP	AS	TO	ST	Blocks		+/-
		M-A	M-A	M-A	M-A	M-A	M-A	M-A	M-A	M-A	OR	DR	PF	FD					BS	BA	
3 Justin Smith	F 33:52	4	6	0	1	2	2	0	2	2	2	1	10	1	1	2	0	0	0	0	-7
4 Trayce Jackson-Davis	F 31:00	8	12	0	0	2	3	2	8	10	2	3	18	0	2	0	0	0	0	0	10
50 Joey Brunk	C 27:37	6	10	0	0	3	3	5	8	2	4	12	0	1	0	1	0	1	0	0	17
1 Aljami Durham	G 28:33	4	8	2	4	1	1	0	1	1	1	1	11	4	2	1	0	0	0	0	6
10 Rob Phinisee	G 30:24	4	8	0	3	3	5	2	3	5	2	3	11	5	2	0	0	0	0	0	8
11 Devonte Green	17:54	3	8	1	6	1	3	0	0	0	1	3	8	1	1	0	0	0	0	0	-10
25 Race Thompson	13:18	1	5	0	0	0	0	4	4	2	0	2	0	1	1	0	0	0	0	0	-13
20 DeRon Davis	03:28	0	1	0	0	0	0	0	0	0	0	0	0	0	0	0	0	0	0	0	6
21 Jerome Hunter	10:15	0	0	0	0	0	0	0	0	0	0	0	0	0	0	0	0	0	0	0	6
2 Armaan Franklin	03:39	0	1	0	0	0	0	0	3	3	0	0	1	0	0	0	0	0	0	0	2
Team											2	2	2	0	0	0	0	0	0	0	0
Totals		30-59	3-15	9-17	9	26	35	12	15	72	14	10	7	1	0	5					

Shooting By Period	
1st FG%	14-29 48.3%
3PT%	2-8 25.0%
FT%	2-4 50%
2nd FG%	16-30 53.3%
3PT%	1-7 14.3%
FT%	7-13 53.8%
GM FG%	30-59 50.8%
3PT%	3-15 20.0%
FT%	9-17 52.9%

Dead Ball Rebounds: 4.0

Technical Fouls: NONE

Biggest lead	MIN		IND	
	2 (1st 19:34)	11 (2nd 0:45)	13	13
Best Scoring Run	6 (2nd 13:43)		6 (1st 7:40)	
Lead Changes	7		13	
Times Tied	3		10	
Time with Lead	03:01	34:08	34	33

Points from Turnovers	MIN		IND	
	1st	2nd	TOT	TOT
Paint	38	52	70	72
Second Chance	13	10	23	23
Fast Breaks	10	15	25	25
Bench	10	10	20	20



Official Basketball Box Score - Final
Wisconsin at Indiana
 03/07/20 Simon Skjott Assembly Hall, Bloomington
 2019-20 Men's Basketball

Game Time: 5:00 PM
 Game Duration: 1:58
 Attendance:



ARCHIE MILLER

THIRD YEAR AT INDIANA • NINTH YEAR AS COLLEGE HEAD COACH

Career Record: 193-106 Overall • 94-59 Conference

Record at Indiana: 54-43 Overall • 26-32 Big Ten

• Practiced with Kobe Bryant, when Miller's father coached Kobe in the 1996 McDonald's All-American Game.

• Named the 29th head coach of the Indiana Men's Basketball program on March 25, 2017, by Indiana University Vice President and Director of Athletics Fred Glass.

• Miller has delivered on his promise to build the program from the inside out, with six Hoosier natives in his first two recruiting classes including McDonald's All-Americans and Indiana Mr. Basketball winners Romeo Langford (2018) and Trayce Jackson-Davis (2019).

• Last season, the Hoosiers earned their first national ranking under Miller and were rated as high as 21st in the country in early January. IU earned nationally ranked wins over Michigan State (twice), Marquette (Gavitt Games) and Wisconsin and notched triumphs against Louisville and Butler (Crossroads Classic).

• IU finished with 19 wins and won two post season games in the NIT. Senior Juwan Morgan and Langford would go on to earn All-Big Ten honors and Langford was named to the USBWA All-District team. Morgan would finish his career 24th on the IU all-time scoring list and also finished eighth in career blocks and 10th in career rebounds. The Hoosiers also improved to 32nd in adjusted defense after finishing 65th in 2017-18. IU also finished 36th in the country in blocked shots.

• In his first season at IU, Miller saw the Hoosiers improve dramatically during his first season. After seeing IU allow 76 points per game on 45.9 percent shooting and 41.7 percent accuracy from 3-point range in the month of November, IU limited teams to 65.4 points on 41.3 percent shooting from the floor and 33.1 percent from long distance in the month of February.

• IU posted a two-win improvement in the Big Ten from 2016-17 to 2017-18.

• He saw junior forward Juwan Morgan emerge as the most improved player in the Big Ten adding more than 10 points per game scoring in Big Ten play during the 2017-18 season. Morgan earned second-team All-Big Ten honors and was named All-District by the USBWA and NABC in 2018. Senior Rob Johnson averaged a career-best 14.0 points per game earned honorable mention All-Big-Ten honors his senior year.

• Regarded as one of the top young coaches in the country, Miller is a tireless recruiter, noted developer of talent, and a gifted tactician whose teams are known for their stout defense and efficient offense. His 2018 recruiting class at IU was ranked 7th in the nation after a successful haul of players from the Big Ten footprint.

• The 41-year old native of Beaver Falls, Pennsylvania, came to IU after serving six seasons as head coach at the University of Dayton, where he won Atlantic 10 Conference regular season championships in 2016 and 2017.

• He guided the Flyers to a 139-63 record (69.8) and a 68-34 mark (66.7) in the Atlantic 10. He took Dayton to the NCAA Tournament each of the last four years with the Flyers advancing to the Elite Eight in the 2014 Tournament. UD was nationally ranked in three of Miller's six seasons (2013-14, 2014-15 and 2015-16).

• During their elite eight run, UD topped Ohio State (60-59), Syracuse (55-53) and Stanford (82-72) before falling to Florida (62-52) in the regional finals. In 2015, they defeated Boise State (56-55) and Providence (66-53) and were eliminated by Oklahoma (72-66) in the Sweet Sixteen. In 2016, they were defeated by Final Four participant Syracuse (70-51) in the second round and by Wichita State (64-58) in their first tournament game this season.

• Miller is one of five active coaches who had at least five NCAA wins in his first four seasons. The others are Mark Few, Thad Matta, Shaka Smart and Roy Williams. With three NCAA wins in 2014 and another two in 2015, Dayton was one of just six teams to have at least five NCAA tournament wins in those two years. The others were Arizona, UConn, Kentucky, Michigan State and Wisconsin.

• For his efforts during the 2016-17 season, he was named Atlantic 10 and NABC District Coach of the Year. He led UD to perform at a championship level despite playing a 2016-17 campaign where the team's top six scorers missed a total of 32 games during the year due to injury. He also was a finalist for the 2015 Jim Phelan National Coach of the Year Award.

• He comes from a family of coaches with his father, John, having guided Archie and his brother Sean at Blackhawk High School in Beaver Falls. His brother Sean has been the head coach at the University of Arizona and also was the head coach at Xavier University. John was one of the country's top high school coaches when he retired in 2005, with 657 wins in a 35-year coaching career. Archie, Sean and their sister Lisa all played Division I college basketball.

• Miller is regarded as a top recruiter – Arizona's 2011 recruits were a Top 10 class – and game strategist – he was the architect of the Wildcats upset of eighth-ranked Texas to get them to the Sweet 16. He was reunited with his brother during the summer of 2015 on the coaching staff of USA Basketball's U19 World Championship. When Sean was elevated to the team's head coach, he turned to his brother to help USA basketball win the gold at the 2015 FIBA U19 World Championship that was held June 27-July 5 in Heraklion, Crete, Greece.

• He was a four-year letterwinner at North Carolina State from 1998-2002. A point guard, he is currently third at NC State in career FT% (.846, 165-195), sixth in career 3-pt. FG% (.429, 218-509), and fourth in career threes (218). As a senior, he helped lead the Wolfpack to the finals of the ACC championship game and was named to the all-tournament team. That season was coach Herb Sendek's first NCAA team at NC State.

• As an assistant, Miller coached in the Big Ten, Pac-12 and ACC, where he honed his craft under some of the most respected coaches in the country. He began his coaching career at NC State, serving as a coaching intern under Sendek in 2002-03. Miller then went to Western Kentucky as a full-time member of Darrin Horn's staff for one season. He returned to NC State, first as Director of Basketball Operations (2004-05), and then as a full-time assistant coach (2005-06). When Sendek went to Arizona State in 2006-07, Miller remained on his coaching staff before joining Thad Matta at Ohio State for two seasons (2007-09). As a coach, he has been part of 20-plus win and NCAA seasons at NC State (2005-06), Ohio State (2008-09), Arizona (2010-11), and Dayton (2013-14, 2014-15, 2015-16 and 2016-17).

• In April, 2015, he joined his father and brother in the Beaver County Sports Hall of Fame. Other greats in the Beaver County Hall include Mike Ditka, Tony Dorsett, Terry Francona, Pete and Press Maravich, Joe Namath, Babe Parilli and Norm Van Lier.

• Miller earned his bachelor's degree in Parks, Recreation and Tourism from NC State in 2002. He was born October 30, 1978. He is married to the former Morgan Nicole Cruse and they have a 15-year old daughter, Leah.



BIRTHDATE
Oct. 30, 1978

BIRTHPLACE
Beaver Falls, Pa.

WIFE
Morgan

CHILDREN
Leah

HIGH SCHOOL
Blackhawk (Pa.)

COLLEGE
N.C. State ('02)

DEGREE
B.A., Parks, Recreation & Tourism

COACHING EXPERIENCE

NC STATE
2002-03: Intern

WESTERN KENTUCKY
2003-04: Assistant Coach

NC STATE
2004-05: Director of Operations
2005-06: Assistant Coach

ARIZONA STATE
2006-07: Assistant Coach

OHIO STATE
2007-09: Assistant Coach

ARIZONA
2009-11: Assistant Coach

DAYTON
2011-17: Head Coach

INDIANA
2017-Present: Head Coach



#1 • ALJAMI DURHAM

JUNIOR • GUARD • 6-4 • 181
LILBURN, GEORGIA • BERKMAR

- Team Captain
- 5th in Big Ten in FT Percentage (81.3)

• Third-year player who has started 70 career games... averaged 8.3 points in 30 starts last season and led the team in FT shooting (74.0) and was second in triples (40)... missed Gannon game due to injury... had 11 points and 4 assists against Marquette in closed scrimmage... had 21 points and 3 assists against Western Illinois... made all 7 field goals and all 3 three-pointers... posted 18 points, 2 assists and a steal against PSU... contributed 11 points against North Alabama... had 17 points and 4 assists against Troy... chipped in 6 points, 4 boards and 6 assists against Princeton... posted 18 points, 4 assists and 2 steals against Louisiana Tech... had 5 points, 3 boards and 2 steals against South Dakota State... had 9 points, 4 boards and a team-high 4 assists against FSU... notched a team-high 17 points and made all 8 of his FT's at Wisconsin... tied his career-high with 3 3FG... had 9 points and 3 assists against UConn... finished with 14 points, 3 boards and 3 assists against Nebraska... had 5 points and 4 assists against Notre Dame... had 2 points and 2 assists against Arkansas... had 5 points and 4 boards at Maryland... notched 16 points, 4 assists, 3 steals and made a career-high 11 free throws against Northwestern... had 3 points, 3 boards and 2 steals against Ohio State... had 10 points and 2 assists at Rutgers... had 7 points at Nebraska... had 11 points against MSU, including the go-ahead triple with under 2:00 to play... had 3 points against Maryland... had 5 points at PSU... finished with 8 points, 3 boards and 3 assists at OSU... had 5 points and 4 assists against Purdue... posted 6 points and 4 assists against Iowa... had 17 points, 4 boards and 2 assists at Michigan... posted 7 points and 4 assists with no turnovers at Minnesota... had 14 points and 3 boards against Penn State... had 2 points and 3 boards at Purdue... had 13 points and 2 assists at Illinois... notched 11 points and 4 assists against Minnesota... had 9 points and 4 rebounds against Wisconsin



SINGLE-GAME CAREER HIGHS

POINTS - 22

vs. St. Francis, 3/19/19

FG MADE - 9

vs. St. Francis, 3/19/19

3FG MADE - 3

(9x) last vs. Wisconsin, 12/7/19

REBOUNDS - 5

(2x) last vs. Michigan, 1/25/19

ASSISTS - 6

vs. Princeton, 11/20/19

BLOCKS - 2

vs. Iowa, 2/7/19

STEALS - 3

vs. Northwestern, 1/8/20

MINUTES - 46

vs. Wisconsin, 2/26/19

CAREER STATS

Season	gp-gs	min/avg	Total		3-Point		F-Throws		Rebounds				Scoring							
			fg-fga	pct	fg-fga	pct	ft-fa	pct	off	def	tot	avg	pf	fo	ast	to	blk	stl	pts	avg
2017-18	31-9	583/18.8	47-115	.409	14-49	.286	40-56	.714	5	54	59	1.9	57	0	39	25	4	11	148	4.8
2018-19	34-30	978/28.8	94-233	.403	40-115	.348	54-73	.740	6	59	65	1.9	72	2	54	42	9	16	282	8.3
2019-20	31-31	824/26.6	90-206	.437	34-91	.374	87-107	.813	5	61	66	2.1	66	1	76	59	10	18	301	9.7
TOTAL	96-70	2385/24.8	231-554	.417	88-255	.345	181-236	.767	16	174	190	2.0	195	3	169	126	23	45	731	7.6



#1 • ALJAMI DURHAM

2019-20 GAME-BY-GAME

Opponent	Date	gs	min	Total		3-Pointers		Free throws		Rebounds				pf	a	t/o	blk	stl	pts	avg	
				fg-fga	pct	3fg-fga	pct	ft-fa	pct	off	def	tot	avg								
WESTERN ILL.	11/05/19	*	27	7-7	1.000	3-3	1.000	4-4	1.000	0	4	4	4.0	1	3	1	0	0	21	21.0	
PORTLAND ST.	11/09/19	*	32	7-11	.636	1-4	.250	3-3	1.000	0	1	1	2.5	3	2	1	0	1	18	19.5	
NORTH ALA.	11/12/19	*	30	3-7	.429	2-6	.333	3-3	1.000	0	1	1	2.0	4	0	3	2	0	11	16.7	
TROY	11/16/19	*	28	5-10	.500	3-4	.750	4-4	1.000	0	2	2	2.0	1	4	2	1	0	17	16.8	
PRINCETON	11/20/19	*	28	3-6	.500	0-1	.000	0-0	.000	1	3	4	2.4	1	6	0	0	0	6	14.6	
LOUISIANA TECH	11/25/19	*	31	6-10	.600	1-4	.250	5-7	.714	0	4	4	2.7	2	4	5	1	2	18	15.2	
SOUTH DAKOTA ST.	11/30/19	*	29	2-7	.286	1-4	.250	0-0	.000	0	3	3	2.7	3	1	2	1	2	5	13.7	
FLORIDA ST.	12/03/19	*	25	2-7	.286	0-2	.000	1-4	.250	0	2	2	2.6	2	4	3	0	0	5	12.6	
at Wisconsin	12/07/19	*	33	3-7	.429	3-4	.750	8-8	1.000	0	1	1	2.4	1	2	3	0	0	17	13.1	
vs UConn	12/10/19	*	30	3-8	.375	0-2	.000	3-4	.750	2	0	2	2.4	2	3	1	1	1	9	12.7	
NEBRASKA	12/13/19	*	32	4-10	.400	2-5	.400	4-4	1.000	0	3	3	2.5	5	3	2	0	0	14	12.8	
vs Notre Dame	12/21/19	*	28	1-6	.167	0-2	.000	3-4	.750	1	1	2	2.4	4	4	2	0	1	5	12.2	
ARKANSAS	12/29/19	*	5	1-2	.500	0-0	.000	0-0	.000	0	1	1	2.3	2	2	1	0	0	2	11.4	
at Maryland	01/04/20	*	23	1-5	.200	0-2	.000	3-4	.750	0	4	4	2.4	2	0	1	0	0	5	10.9	
NORTHWESTERN	01/08/20	*	29	2-7	.286	1-4	.250	11-12	.917	0	1	1	2.3	0	4	2	0	3	16	11.3	
OHIO ST.	01/11/20	*	17	1-2	.500	0-0	.000	1-4	.250	0	3	3	2.4	3	1	4	0	2	3	10.8	
at Rutgers	01/15/20	*	29	2-9	.222	1-3	.333	5-5	1.000	0	2	2	2.4	3	2	3	0	1	10	10.7	
at Nebraska	01/18/20	*	21	1-6	.167	1-5	.200	4-6	.667	0	0	0	2.2	3	1	2	0	0	7	10.5	
MICHIGAN ST.	01/23/20	*	25	4-9	.444	2-3	.667	1-2	.500	0	2	2	2.2	2	1	0	0	0	11	10.5	
MARYLAND	01/26/20	*	21	1-2	.500	1-2	.500	1-2	.500	0	0	0	2.1	1	3	0	0	0	4	10.2	
at Penn St.	01/29/20	*	30	1-7	.143	1-3	.333	2-2	1.000	0	1	1	2.0	0	1	2	1	0	5	10.0	
at Ohio St.	02/01/20	*	27	3-4	.750	0-1	.000	2-2	1.000	0	3	3	2.1	2	3	1	0	2	8	9.9	
PURDUE	02/08/20	*	23	2-6	.333	1-4	.250	0-0	.000	0	1	1	2.0	3	4	3	1	0	5	9.7	
IOWA	02/13/20	*	29	2-6	.333	1-5	.200	1-2	.500	0	2	2	2.0	1	4	1	0	1	6	9.5	
at Michigan	02/16/20	*	32	6-10	.600	2-3	.667	3-5	.600	0	4	4	2.1	1	2	1	1	0	17	9.8	
at Minnesota	02/19/20	*	22	2-6	.333	1-3	.333	2-2	1.000	0	0	0	2.0	2	4	0	0	0	7	9.7	
PENN ST.	02/23/20	*	25	5-8	.625	1-2	.500	3-4	.750	1	2	3	2.1	3	1	4	0	0	14	9.9	
at Purdue	02/27/20	*	21	0-2	.000	0-1	.000	2-2	1.000	0	3	3	2.1	4	0	3	0	0	2	9.6	
at Illinois	03/01/20	*	31	3-6	.500	2-3	.667	5-5	1.000	0	2	2	2.1	2	2	1	0	1	13	9.7	
MINNESOTA	03/04/20	*	29	4-8	.500	2-4	.500	1-1	1.000	0	1	1	2.1	1	4	2	0	1	11	9.7	
WISCONSIN	03/07/20	*	32	3-5	.600	1-2	.500	2-2	1.000	0	4	4	2.1	2	1	3	1	0	9	9.7	
Totals			31	824	90-206	.437	34-91	.374	87-107	.813	5	61	66	2.1	66	76	59	10	18	301	9.7



#2 • ARMAAN FRANKLIN

FRESHMAN • GUARD • 6-4 • 195
INDIANAPOLIS, INDIANA • CATHEDRAL



• Big Ten Co-Freshman of the Week (12/23)

• Ranked #133 in the country by 247 Sports and #137 in the nation by Rivals.com... was Indianapolis City Player of the Year... averaged 13.0 points, 5.0 rebounds and 3.5 assists in preseason... had 14 against Marquette and 12 against Gannon... started opener and had 5 points, 5 boards and 8 assists without a turnover against WIU... had 4 points against PSU... finished with 5 points and 3 assists against North Alabama... contributed 6 points, 3 boards and 2 assists against Troy... had 4 points, 2 assists and a steal against Princeton... chipped in 4 points, 3 rebounds and 2 assists against Louisiana Tech... had 3 points and 4 assists against South Dakota State... posted his best start of the season with 9 points and 4 boards against Florida State... had 5 points and an assist against Wisconsin... came off the bench for the first time and had 3 points against UConn... scored a season-high 17 points, including the game-winning 3-pointer with 15.7 seconds left against Notre Dame... made 4 of 5 triples... notched 5 points and 2 boards against Arkansas... had a basket at Maryland, against Northwestern and versus Ohio State... came off the bench and had 8 points, 6 boards and 4 assists at Nebraska... had 6 points and 2 boards against MSU and tied the game at 51-51 with a 3-pointer after MSU earned its first lead... had 5 points against Maryland... had a point and 5 boards against PSU... had 4 points against Purdue... played 9 minutes at Minnesota... had a basket against Penn State... had 4 points, including a 3-pointer, at Purdue... played 5 minutes at Illinois... had 3 rebounds and an assist against Minnesota... saw action against Wisconsin.

SINGLE-GAME CAREER HIGHS

POINTS - 17
vs. Notre Dame, 12/21/19

FG MADE - 5
vs. Notre Dame, 12/21/19

3FG MADE - 4
vs. Notre Dame, 12/21/19

REBOUNDS - 6
at Nebraska, 1/18/20

ASSISTS - 8
vs. W. Illinois, 11/5/19

BLOCKS - 1
vs. Nebraska, 12/13/19

STEALS - 2
at Penn State, 1/29/20

MINUTES - 28
vs. W. Illinois, 11/5/19

CAREER STATS

Season	gp-gs	min/avg	Total		3-Point		F-Throws		Rebounds				Scoring							
			fg-fga	pct	fg-fga	pct	ft-fta	pct	off	def	tot	avg	pf	fo	ast	to	blk	stl	pts	avg
2019-20	31-9	417/13.5	36-106	.340	14-59	.237	20-32	.625	2	42	44	1.4	43	0	38	28	2	8	106	3.4
TOTAL	31-9	417/13.5	36-106	.340	14-59	.237	20-32	.625	2	42	44	1.4	43	0	38	28	2	8	106	3.4



#2 • ARMAAN FRANKLIN

2019-20 GAME-BY-GAME

Opponent	Date	gs	min	Total		3-Pointers		Free throws		Rebounds				pf	a	t/o	blk	stl	pts	avg	
				fg-fga	pct	3fg-fga	pct	ft-fa	pct	off	def	tot	avg								
WESTERN ILL.	11/05/19	*	27	1-5	.200	0-2	.000	3-4	.750	0	5	5	5.0	2	8	0	0	0	5	5.0	
PORTLAND ST.	11/09/19	*	22	2-4	.500	0-2	.000	0-0	.000	0	0	0	2.5	2	0	2	0	0	4	4.5	
NORTH ALA.	11/12/19	*	20	1-5	.200	1-3	.333	2-2	1.000	0	2	2	2.3	4	3	3	0	0	5	4.7	
TROY	11/16/19	*	26	2-6	.333	1-3	.333	1-2	.500	0	3	3	2.5	3	2	1	0	0	6	5.0	
PRINCETON	11/20/19	*	12	2-4	.500	0-1	.000	0-0	.000	0	0	0	2.0	0	2	0	0	1	4	4.8	
LOUISIANA TECH	11/25/19	*	23	1-4	.250	0-3	.000	2-3	.667	0	3	3	2.2	3	2	2	0	0	4	4.7	
SOUTH DAKOTA ST.	11/30/19	*	20	1-6	.167	1-4	.250	0-0	.000	0	3	3	2.3	0	4	3	0	1	3	4.4	
FLORIDA ST.	12/03/19	*	23	3-5	.600	1-3	.333	2-2	1.000	2	2	4	2.5	3	1	1	0	1	9	5.0	
at Wisconsin	12/07/19	*	24	2-5	.400	0-2	.000	1-2	.500	0	0	0	2.2	4	1	0	0	0	5	5.0	
vs UConn	12/10/19		8	1-1	1.000	0-0	.000	1-2	.500	0	1	1	2.1	1	0	1	0	0	3	4.8	
NEBRASKA	12/13/19		17	0-4	.000	0-4	.000	0-0	.000	0	1	1	2.0	0	2	1	1	0	0	4.4	
vs Notre Dame	12/21/19		14	5-6	.833	4-5	.800	3-4	.750	0	1	1	1.9	1	1	0	0	0	17	5.4	
ARKANSAS	12/29/19		22	2-8	.250	0-4	.000	1-3	.333	0	2	2	1.9	1	1	2	0	1	5	5.4	
at Maryland	01/04/20		12	1-6	.167	0-3	.000	0-0	.000	0	0	0	1.8	4	1	3	0	0	2	5.1	
NORTHWESTERN	01/08/20		15	1-4	.250	0-2	.000	0-0	.000	0	1	1	1.7	1	1	1	0	0	2	4.9	
OHIO ST.	01/11/20		5	1-3	.333	0-1	.000	0-1	.000	0	0	0	1.6	1	0	0	0	0	2	4.8	
at Rutgers	01/15/20		4	0-1	.000	0-0	.000	0-0	.000	0	1	1	1.6	0	0	0	0	0	0	4.5	
at Nebraska	01/18/20		23	3-8	.375	2-5	.400	0-0	.000	0	6	6	1.8	3	4	3	1	1	8	4.7	
MICHIGAN ST.	01/23/20		15	2-4	.500	1-2	.500	1-1	1.000	0	2	2	1.8	1	1	0	0	1	6	4.7	
MARYLAND	01/26/20		10	2-3	.667	1-2	.500	0-0	.000	0	1	1	1.8	1	1	0	0	0	5	4.8	
at Penn St.	01/29/20		18	0-3	.000	0-1	.000	1-2	.500	0	5	5	2.0	0	0	1	0	2	1	4.6	
at Ohio St.	02/01/20		7	0-1	.000	0-0	.000	0-0	.000	0	0	0	1.9	1	0	1	0	0	0	4.4	
PURDUE	02/08/20		10	1-2	.500	1-2	.500	1-2	.500	0	0	0	1.8	2	1	1	0	0	4	4.3	
IOWA	02/13/20		2	0-0	.000	0-0	.000	0-0	.000	0	0	0	1.7	0	1	0	0	0	0	4.2	
at Michigan	02/16/20		6	0-1	.000	0-1	.000	0-0	.000	0	0	0	1.6	4	0	0	0	0	0	4.0	
at Minnesota	02/19/20		9	0-2	.000	0-1	.000	0-0	.000	0	0	0	1.6	1	0	0	0	0	0	3.8	
PENN ST.	02/23/20		5	1-2	.500	0-1	.000	0-0	.000	0	0	0	1.5	0	0	1	0	0	2	3.8	
at Purdue	02/27/20		9	1-1	1.000	1-1	1.000	1-2	.500	0	0	0	1.5	0	0	1	0	0	4	3.8	
at Illinois	03/01/20		5	0-1	.000	0-0	.000	0-0	.000	0	0	0	1.4	0	0	0	0	0	0	3.7	
MINNESOTA	03/04/20		4	0-1	.000	0-1	.000	0-0	.000	0	3	3	1.5	0	1	0	0	0	0	3.5	
WISCONSIN	03/07/20		0	0-0	.000	0-0	.000	0-0	.000	0	0	0	1.4	0	0	0	0	0	0	3.4	
Totals			9	417	36-106	.340	14-59	.237	20-32	.625	2	42	44	1.4	43	38	28	2	8	106	3.4



#3 • JUSTIN SMITH

JUNIOR • FORWARD • 6-7 • 227
BUFFALO GROVE, ILLINOIS • STEVENSON H.S.

• IU Male Scholar Athlete of the Month (January)

• Third-year player who has started 72 career games... was 5th on the team in scoring (8.2) and third in rebounds (4.5)... tied his career-high with 24 points and added 7 boards and a career-high 3 steals against WIU... notched 18 points and 8 rebounds (5 offensive) against PSU... had 3 points and 2 boards against North Alabama... scored a team-high 22 points, making 8 of 9 field goals, including both of his 3FG. Also had 5 boards and tied a career-high with 3 steals... had 14 points and 2 steals against Princeton and 3 points, 3 boards and 3 steals against Louisiana Tech... finished with 18 points and 8 boards against South Dakota State... posted another solid effort with 14 points and 5 boards against Florida State... finished with 10 points and 2 rebounds at Wisconsin... had 8 points, 4 rebounds, 3 assists and 3 steals against UConn... had his first double-double of the season and fourth of his career with 16 points and 10 boards against Nebraska... had 4 points and 6 rebounds against Notre Dame... had 6 points and 8 boards against Arkansas... had 7 points and 5 boards at Maryland... finished with 18 points, 6 rebounds and 3 steals against Northwestern... had 6 points, 3 assists and 2 steals against Ohio State... had a team-high 15 points with 7 boards at Rutgers... finished with 15 points, 7 rebounds and 2 assists at Nebraska... had 6 points, 4 boards and a steal against MSU... had 6 points and 8 rebounds against Maryland... finished with 13 points and 7 rebounds at PSU... had 5 points and 2 steals at OSU... contributed 11 points and 5 rebounds against Purdue... had 6 points and 7 boards and played lock-down defense against Iowa... had 9 points and 2 rebounds at Michigan... chipped in 5 points and 5 boards with a block at Minnesota... played outstanding defense and had 9 points, 8 boards and 2 steals against Penn State... posted 8 points and 4 boards at Purdue... had 8 points, 6 boards and 2 assists at Illinois... contributed 10 points and 2 steals against Minnesota... finished with 7 points against Wisconsin.



SINGLE-GAME CAREER HIGHS

POINTS - 24

(2x) last vs. W. Illinois, 11/5/19

FG MADE - 11

vs. W. Illinois, 11/5/19

3FG MADE - 3

vs. Michigan State, 3/2/19

REBOUNDS - 12

(2x) last at Northwestern, 1/23/19

ASSISTS - 3

(4x) last vs. Ohio St., 1/11/20

BLOCKS - 3

(2x) last at Michigan St., 2/2/19

STEALS - 3

(6x) last vs. Northwestern, 1/8/20

MINUTES - 41

vs. Nebraska, 12/13/19

DOUBLE-DOUBLES - 4

last vs. Nebraska, 12/13/19
16p, 10r

CAREER STATS

Season	gp-gs		Total		3-Point		F-Throws		Rebounds				Scoring												
	gp	gs	fg-fga	pct	fg-fga	pct	ft-fa	pct	off	def	tot	avg	pf	fo	ast	to	blk	stl	pts	avg					
2017-18	31	9	463	14.9	82	149	.550	3	10	.300	33	49	.673	43	55	98	3.2	58	1	7	34	10	7	200	6.5
2018-19	35	32	866	24.7	122	246	.496	7	32	.219	36	70	.514	61	95	156	4.5	84	1	28	65	15	22	287	8.2
2019-20	31	31	943	30.4	121	246	.492	10	37	.270	70	104	.673	60	99	159	5.1	65	0	28	50	10	30	322	10.4
TOTAL	97	72	2272	23.4	325	641	.507	20	79	.253	139	223	.623	164	249	413	4.3	207	2	63	149	35	59	809	8.3



#3 • JUSTIN SMITH

2019-20 GAME-BY-GAME

Opponent	Date	gs	min	Total		3-Pointers		Free throws		Rebounds				pf	a	t/o	blk	stl	pts	avg	
				fg-fga	pct	3fg-fga	pct	ft-fa	pct	off	def	tot	avg								
WESTERN ILL.	11/05/19	*	22	11-17	.647	1-2	.500	1-3	.333	3	4	7	7.0	1	0	2	2	3	24	24.0	
PORTLAND ST.	11/09/19	*	37	7-14	.500	0-2	.000	2-4	.500	5	3	8	7.5	2	0	2	0	1	16	20.0	
NORTH ALA.	11/12/19	*	20	0-2	.000	0-1	.000	3-4	.750	2	0	2	5.7	1	0	1	0	1	3	14.3	
TROY	11/16/19	*	22	8-9	.889	2-2	1.000	4-4	1.000	2	3	5	5.5	3	2	2	1	3	22	16.3	
PRINCETON	11/20/19	*	31	6-9	.667	0-0	.000	2-2	1.000	0	3	3	5.0	2	0	0	0	2	14	15.8	
LOUISIANA TECH	11/25/19	*	32	1-6	.167	0-2	.000	1-3	.333	3	0	3	4.7	1	1	2	1	3	3	13.7	
SOUTH DAKOTA ST.	11/30/19	*	31	6-11	.545	1-2	.500	5-7	.714	5	3	8	5.1	2	1	3	0	1	18	14.3	
FLORIDA ST.	12/03/19	*	35	4-7	.571	0-1	.000	6-9	.667	2	3	5	5.1	1	1	2	0	0	14	14.3	
at Wisconsin	12/07/19	*	24	4-6	.667	0-1	.000	2-4	.500	1	1	2	4.8	1	1	2	0	0	10	13.8	
vs UConn	12/10/19	*	36	2-7	.286	1-3	.333	3-4	.750	1	3	4	4.7	3	3	3	0	3	8	13.2	
NEBRASKA	12/13/19	*	40	5-9	.556	0-2	.000	6-10	.600	3	7	10	5.2	1	2	2	1	0	16	13.5	
vs Notre Dame	12/21/19	*	35	2-10	.200	0-0	.000	0-1	.000	2	4	6	5.3	3	0	1	1	1	4	12.7	
ARKANSAS	12/29/19	*	24	2-4	.500	0-0	.000	2-2	1.000	2	6	8	5.5	4	0	0	0	0	6	12.2	
at Maryland	01/04/20	*	30	3-7	.429	0-2	.000	1-2	.500	0	5	5	5.4	0	0	2	0	0	7	11.8	
NORTHWESTERN	01/08/20	*	33	7-11	.636	1-2	.500	3-5	.600	4	2	6	5.5	2	1	5	0	3	18	12.2	
OHIO ST.	01/11/20	*	30	2-11	.182	0-2	.000	2-4	.500	1	1	2	5.3	1	3	0	0	2	6	11.8	
at Rutgers	01/15/20	*	36	6-10	.600	0-1	.000	3-4	.750	1	6	7	5.4	2	1	2	0	0	15	12.0	
at Nebraska	01/18/20	*	33	7-12	.583	1-3	.333	0-1	.000	3	4	7	5.4	2	2	1	1	0	15	12.2	
MICHIGAN ST.	01/23/20	*	34	1-4	.250	0-0	.000	4-5	.800	3	1	4	5.4	3	0	1	0	1	6	11.8	
MARYLAND	01/26/20	*	36	3-10	.300	0-1	.000	0-0	.000	4	4	8	5.5	4	1	1	1	0	6	11.6	
at Penn St.	01/29/20	*	28	6-8	.750	1-1	1.000	0-0	.000	1	6	7	5.6	4	0	3	0	0	13	11.6	
at Ohio St.	02/01/20	*	28	1-4	.250	0-0	.000	3-3	1.000	0	2	2	5.4	3	1	0	0	2	5	11.3	
PURDUE	02/08/20	*	25	5-8	.625	1-2	.500	0-0	.000	1	4	5	5.4	3	0	3	0	0	11	11.3	
IOWA	02/13/20	*	32	1-5	.200	0-0	.000	4-6	.667	4	3	7	5.5	2	1	1	0	0	6	11.1	
at Michigan	02/16/20	*	24	4-6	.667	0-0	.000	1-2	.500	1	1	2	5.3	3	1	3	0	0	9	11.0	
at Minnesota	02/19/20	*	32	2-6	.333	0-1	.000	1-2	.500	0	5	5	5.3	2	1	0	1	0	5	10.8	
PENN ST.	02/23/20	*	31	2-4	.500	0-0	.000	5-7	.714	2	6	8	5.4	1	0	2	0	2	9	10.7	
at Purdue	02/27/20	*	32	2-8	.250	0-1	.000	4-4	1.000	2	2	4	5.4	3	1	1	0	0	8	10.6	
at Illinois	03/01/20	*	28	4-8	.500	0-1	.000	0-0	.000	1	5	6	5.4	2	2	1	1	0	8	10.5	
MINNESOTA	03/04/20	*	34	4-6	.667	0-1	.000	2-2	1.000	0	2	2	5.3	2	1	1	0	2	10	10.5	
WISCONSIN	03/07/20	*	28	3-7	.429	1-1	1.000	0-0	.000	1	0	1	5.1	1	1	1	0	0	7	10.4	
Totals			31	943	121-246	.492	10-37	.270	70-104	.673	60	99	159	5.1	65	28	50	10	30	322	10.4



#4 • TRAYCE JACKSON-DAVIS

FRESHMAN • FORWARD • 6-9 • 245
GREENWOOD, INDIANA • CENTER GROVE



- Third Team All-Big Ten (Coaches and Media)
- All-Big Ten Freshman Team (Coaches)
- CBS Sports/USBWA Freshman of the Week (2/24)
- Named Preseason Big Ten Freshman of the Year, CBSSports.com.
- Big Ten Preseason Newcomer of the Year, ESPN.com
- Big Ten Co-Freshman of the Week (11/18, 12/16)
- Indiana Challenge MVP
- Big Ten Freshman of the Week (12/2, 2/10, 2/24)

- 7th in B1G in rebounding (8.1)
- 2nd in field goal percentage (57.8) • 7th in blocked shots (1.8)

• Indiana Mr. Basketball and McDonald's All-American...son of and raised by Ray (former NFL player) and Karla Jackson... biological father is Dale Davis (former NBA player)... ranked No. 15 in the country by 247Sports, No. 17 by ESPN and No. 18 by Rivals.com... started opener and had 8 points, 6 boards and 4 blocks against WIU... had his first double-double with 13 points and 10 boards against PSU... added 2 blocks... finished with 20 points, 8 rebounds and 3 blocked shots against North Alabama... made 14 of 15 free throws in the game...had 17 points, 14 rebounds and 2 steals in the win over Troy. Made all 6 of his field goal attempts.... posted 11 points and 4 boards against Princeton... had his 3rd double-double with 21 points and 11 rebounds against Louisiana Tech... made 11 of 13 free throws... had his fourth double-double of the season with 19 points and 14 rebounds against South Dakota State... battled Florida State and had 15 points, 8 rebounds and 2 blocks... made 9 of 14 free throws, the third time he has made 9 or more in a game... had 9 points, 3 boards and a blocked shot at Wisconsin... finished with 8 points, 7 boards, 3 assists and 2 steals against UConn... had a career-night with 25 points, 15 boards and 3 blocked shots against Nebraska... was the 5th double-double of the season for him... had 22 points in second half and overtime... had 14 points and 7 rebounds against Notre Dame... had game-saving block with 3.7 seconds left... had 20 points and 6 rebounds against Arkansas... had 7 points, 5 boards and 3 blocked shots against Maryland... contributed a team-high 21 points with 7 boards and 2 blocks against Northwestern... had 6 points, 3 boards, 2 assists and 2 blocks against OSU... had 4 points, 6 boards and 2 blocks at Rutgers... had his 6th double-double of the year with 18 points, 13 boards and a career-high 4 assists at Nebraska... had 12 points, 4 boards and 2 assists versus Michigan State...deflected a Cassius Winston pass which ended up deciding the contest in the final seconds... had 13 points and 8 boards against Maryland... posted 14 points and 7 boards at PSU... had 7 points, 7 boards and 3 blocks at OSU... finished with 16 points, 8 boards, 4 assists and 3 blocks against Purdue... notched his 7th double-double with a 17-point, 10-board effort against Iowa...added 2 assists and 2 blocks... finished with 5 points and 2 blocks at Michigan... posted the 8th double-double of his career with a career-high 27 points and 16 rebounds at Minnesota... picked up his 9th double-double with 13 points and 10 rebounds against Penn State... collected 5 points, 4 rebounds, 2 assists and 2 blocks at Purdue... had 10th double-double with 12 points and 12 boards at Illinois... posted his 11th double-double when he had 18 points and 10 boards against Minnesota... had 6 points and 8 rebounds against Wisconsin.

SINGLE-GAME CAREER HIGHS

POINTS - 27
at Minnesota, 2/19/20

FG MADE - 11
at Minnesota, 2/19/20

3FG MADE - N/A

REBOUNDS - 16
at Minnesota, 2/19/20

ASSISTS - 4
(2x) last vs. Purdue, 2/8/20

BLOCKS - 4
vs. W. Illinois, 11/5/19

STEALS - 2
(5x) last vs. Minnesota, 3/4/20

MINUTES - 36
at Nebraska, 1/18/20

DOUBLE-DOUBLES - 11
last vs. Minnesota, 3/4/20
18p, 10 r

CAREER STATS

Season	gp-gs	min/avg	Total		3-Point		F-Throws		Rebounds				Scoring							
			fg-fga	pct	fg-fga	pct	ft-fta	pct	off	def	tot	avg	pf	fo	ast	to	blk	stl	pts	avg
2019-20	31-31	909/29.3	154-271	.568	0-0	.000	114-166	.687	93	160	253	8.2	62	0	36	41	55	22	422	13.6
TOTAL	31-31	909/29.3	154-271	.568	0-0	.000	114-166	.687	93	160	253	8.2	62	0	36	41	55	22	422	13.6



#4 • TRAYCE JACKSON-DAVIS

2019-20 GAME-BY-GAME

Opponent	Date	gs	min	Total		3-Pointers		Free throws		Rebounds				pf	a	t/o	blk	stl	pts	avg	
				fg-fga	pct	3fg-fga	pct	ft-fga	pct	off	def	tot	avg								
WESTERN ILL.	11/05/19	*	22	4-5	.800	0-0	.000	0-0	.000	1	5	6	6.0	0	0	0	4	1	8	8.0	
PORTLAND ST.	11/09/19	*	29	5-9	.556	0-0	.000	3-6	.500	2	8	10	8.0	2	2	1	2	0	13	10.5	
NORTH ALA.	11/12/19	*	21	3-4	.750	0-0	.000	14-15	.933	2	6	8	8.0	2	0	1	3	0	20	13.7	
TROY	11/16/19	*	25	6-6	1.000	0-0	.000	5-9	.556	4	10	14	9.5	3	1	2	1	2	17	14.5	
PRINCETON	11/20/19	*	23	5-6	.833	0-0	.000	1-2	.500	1	3	4	8.4	4	1	0	0	0	11	13.8	
LOUISIANA TECH	11/25/19	*	32	5-9	.556	0-0	.000	11-13	.846	3	8	11	8.8	2	0	1	2	1	21	15.0	
SOUTH DAKOTA ST.	11/30/19	*	31	9-17	.529	0-0	.000	1-1	1.000	9	5	14	9.6	3	1	1	4	0	19	15.6	
FLORIDA ST.	12/03/19	*	35	3-5	.600	0-0	.000	9-14	.643	5	3	8	9.4	2	0	2	2	2	15	15.5	
at Wisconsin	12/07/19	*	26	3-6	.500	0-0	.000	3-3	1.000	1	2	3	8.7	2	0	1	1	0	9	14.8	
vs UConn	12/10/19	*	28	4-8	.500	0-0	.000	0-0	.000	2	5	7	8.5	1	3	3	0	2	8	14.1	
NEBRASKA	12/13/19	*	35	9-12	.750	0-0	.000	7-11	.636	6	9	15	9.1	0	2	1	3	1	25	15.1	
vs Notre Dame	12/21/19	*	28	7-9	.778	0-0	.000	0-0	.000	1	6	7	8.9	2	1	1	2	2	14	15.0	
ARKANSAS	12/29/19	*	34	8-11	.727	0-0	.000	4-9	.444	4	2	6	8.7	0	0	1	2	0	20	15.4	
at Maryland	01/04/20	*	23	3-8	.375	0-0	.000	1-1	1.000	3	2	5	8.4	3	0	2	3	0	7	14.8	
NORTHWESTERN	01/08/20	*	34	7-11	.636	0-0	.000	7-9	.778	4	3	7	8.3	1	1	2	2	1	21	15.2	
OHIO ST.	01/11/20	*	28	1-3	.333	0-0	.000	4-6	.667	1	2	3	8.0	4	2	2	2	1	6	14.6	
at Rutgers	01/15/20	*	19	2-6	.333	0-0	.000	0-0	.000	4	2	6	7.9	3	1	1	2	0	4	14.0	
at Nebraska	01/18/20	*	36	6-7	.857	0-0	.000	6-8	.750	2	11	13	8.2	0	4	0	1	0	18	14.2	
MICHIGAN ST.	01/23/20	*	31	5-12	.417	0-0	.000	2-6	.333	0	4	4	7.9	2	2	0	0	1	12	14.1	
MARYLAND	01/26/20	*	20	6-10	.600	0-0	.000	1-1	1.000	1	7	8	8.0	3	3	2	0	0	13	14.1	
at Penn St.	01/29/20	*	30	5-9	.556	0-0	.000	4-4	1.000	3	4	7	7.9	2	0	2	2	1	14	14.0	
at Ohio St.	02/01/20	*	34	2-6	.333	0-0	.000	3-4	.750	2	5	7	7.9	1	2	2	3	0	7	13.7	
PURDUE	02/08/20	*	34	4-9	.444	0-0	.000	8-10	.800	2	6	8	7.9	3	4	1	3	1	16	13.8	
IOWA	02/13/20	*	34	6-12	.500	0-0	.000	5-6	.833	7	3	10	8.0	1	2	2	2	1	17	14.0	
at Michigan	02/16/20	*	27	2-3	.667	0-0	.000	1-2	.500	1	1	2	7.7	2	1	0	2	0	5	13.6	
at Minnesota	02/19/20	*	35	11-15	.733	0-0	.000	5-9	.556	4	12	16	8.0	1	1	2	2	0	27	14.1	
PENN ST.	02/23/20	*	31	6-17	.353	0-0	.000	1-3	.333	3	7	10	8.1	3	0	3	1	1	13	14.1	
at Purdue	02/27/20	*	30	2-7	.286	0-0	.000	2-4	.500	3	1	4	8.0	2	2	1	2	1	6	13.8	
at Illinois	03/01/20	*	32	5-9	.556	0-0	.000	2-4	.500	7	5	12	8.1	3	0	2	2	1	12	13.7	
MINNESOTA	03/04/20	*	31	8-12	.667	0-0	.000	2-3	.667	2	8	10	8.2	2	0	0	0	2	18	13.9	
WISCONSIN	03/07/20	*	31	2-8	.250	0-0	.000	2-3	.667	3	5	8	8.2	3	0	2	0	0	6	13.6	
Totals			31	909	154-271	.568	0-0	.000	114-166	.687	93	160	253	8.2	62	36	41	55	22	422	13.6



#10 • ROB PHINISEE

SOPHOMORE • GUARD • 6-1 • 190
LAFAYETTE, INDIANA • MCCUTCHEON



• Played in 32 games and started 29 times last year... averaged 6.8 points and had a team-high 94 assists... his 2.29 assist/turnover ratio was third highest single-season mark for IU since the 1996-97 season... had 35 steals and averaged 3.3 rebounds... missed most of October due to injury, but did play 13 minutes and had 5 points against Gannon... contributed 14 points off the bench against Western Illinois... had 7 points and 7 assists against PSU... had 13 points and 6 assists against North Alabama... did not play against Troy due to strep throat... had 2 points, 3 boards and 2 assists against Princeton... missed 4 games due to injury (ankle) and illness (strep throat)... returned to the lineup against UConn... played 13 minutes and had 6 points, 4 boards and 2 assists... contributed 16 points and 4 assists in 27 minutes against Nebraska... had 5 points and 2 boards against Arkansas... had a basket and 3 rebounds at Maryland... had 2 assists and 2 boards against Northwestern... made his first start of the season a big one... had 13 points and 4 steals against the Buckeyes... had 9 points at Rutgers... had 5 points and 4 assists at Nebraska... had 8 points and 4 assists against MSU... finished with 10 points and 7 assists against Maryland... led the team with 4 assists at Maryland... had 11 points and 3 assists at OSU... finished with 5 points and 2 assists against Purdue... had 12 points with 5 assists and 3 steals against Iowa... had 4 points and 2 assists at Michigan... chipped in 6 points, 2 rebounds and 6 assists against Minnesota... had 7 points, 5 boards and tied his career-best with 5 steals against Penn State... contributed 7 points and 3 boards at Purdue... had 10 points, 5 rebounds and 2 assists at Illinois... contributed 11 points, 5 boards and 5 assists against Minnesota... had 4 points, but added 7 assists without a turnover against Wisconsin.

SINGLE-GAME CAREER HIGHS

POINTS - 17

at Illinois, 3/7/19

FG MADE - 7

at Illinois, 3/7/19

3FG MADE - 3

(5x) last vs. Ohio State, 1/11/20

REBOUNDS - 8

vs. St. Francis, 3/19/19

ASSISTS - 8

(2x) last vs. UC Davis, 11/23/18

BLOCKS - 1

(5x) last at Illinois, 3/1/20

STEALS - 5

(2x) last vs. Penn St., 2/23/20

MINUTES - 43

vs. Wisconsin, 2/26/19

CAREER STATS

Season	gp-gs	min/avg	Total		3-Point		F-Throws		Rebounds				Scoring							
			fg-fga	pct	fg-fga	pct	ft-fta	pct	off	def	tot	avg	pf	fo	ast	to	blk	stl	pts	avg
2018-19	32-29	874/27.3	78-216	.361	27-87	.310	35-53	.660	12	92	104	3.3	67	1	94	41	4	35	218	6.8
2019-20	26-15	613/23.6	64-176	.364	22-67	.328	37-51	.725	5	59	64	2.5	56	1	86	51	6	26	187	7.2
TOTAL	58-44	1487/25.6	142-392	.362	49-154	.318	72-104	.692	17	151	168	2.9	123	2	180	92	10	61	405	7.0



#10 • ROB PHINISEE

2019-20 GAME-BY-GAME

Opponent	Date	gs	min	Total		3-Pointers		Free throws		Rebounds				pf	a	t/o	blk	stl	pts	avg	
				fg-fga	pct	3fg-fga	pct	ft-fa	pct	off	def	tot	avg								
WESTERN ILL.	11/05/19		17	6-10	.600	1-2	.500	1-2	.500	0	2	2	2.0	2	3	3	0	1	14	14.0	
PORTLAND ST.	11/09/19		26	1-7	.143	0-2	.000	5-6	.833	0	1	1	1.5	5	7	3	0	2	7	10.5	
NORTH ALA.	11/12/19		22	4-8	.500	2-4	.500	3-4	.750	0	2	2	1.7	2	6	2	0	0	13	11.3	
PRINCETON	11/20/19		11	0-1	.000	0-0	.000	2-2	1.000	0	3	3	2.0	1	2	2	0	0	2	9.0	
vs UConn	12/10/19		13	1-3	.333	0-0	.000	4-4	1.000	1	3	4	2.4	1	2	1	0	0	6	8.4	
NEBRASKA	12/13/19		27	6-10	.600	2-4	.500	2-2	1.000	0	2	2	2.3	1	4	1	0	1	16	9.7	
vs Notre Dame	12/21/19		15	0-6	.000	0-2	.000	0-0	.000	0	2	2	2.3	0	2	1	0	0	0	8.3	
ARKANSAS	12/29/19		23	1-3	.333	1-2	.500	2-4	.500	0	2	2	2.3	2	1	3	0	0	5	7.9	
at Maryland	01/04/20		22	1-3	.333	0-1	.000	0-0	.000	0	3	3	2.3	3	1	1	1	1	2	7.2	
NORTHWESTERN	01/08/20		18	0-2	.000	0-1	.000	0-0	.000	0	2	2	2.3	4	2	3	0	1	0	6.5	
OHIO ST.	01/11/20	*	29	5-12	.417	3-4	.750	0-2	.000	0	7	7	2.7	3	1	1	1	4	13	7.1	
at Rutgers	01/15/20	*	31	3-11	.273	1-6	.167	2-2	1.000	0	3	3	2.8	2	1	3	0	1	9	7.3	
at Nebraska	01/18/20	*	24	2-7	.286	1-5	.200	0-0	.000	0	1	1	2.6	4	4	4	1	1	5	7.1	
MICHIGAN ST.	01/23/20	*	27	3-8	.375	1-4	.250	1-2	.500	0	1	1	2.5	2	4	3	0	1	8	7.1	
MARYLAND	01/26/20	*	26	4-6	.667	2-2	1.000	0-1	.000	0	2	2	2.5	3	7	2	1	0	10	7.3	
at Penn St.	01/29/20	*	24	0-6	.000	0-1	.000	0-0	.000	0	2	2	2.4	1	4	2	0	0	0	6.9	
at Ohio St.	02/01/20	*	27	4-7	.571	2-3	.667	1-2	.500	0	2	2	2.4	0	3	2	1	0	11	7.1	
PURDUE	02/08/20	*	28	2-4	.500	1-2	.500	0-0	.000	1	0	1	2.3	2	2	1	0	1	5	7.0	
IOWA	02/13/20	*	26	4-9	.444	2-3	.667	2-2	1.000	0	2	2	2.3	4	5	5	0	3	12	7.3	
at Michigan	02/16/20	*	21	2-7	.286	0-2	.000	0-1	.000	0	0	0	2.2	1	2	0	0	0	4	7.1	
at Minnesota	02/19/20	*	24	2-4	.500	0-1	.000	2-2	1.000	0	2	2	2.2	4	6	3	0	2	6	7.0	
PENN ST.	02/23/20	*	27	0-2	.000	0-2	.000	7-8	.875	0	5	5	2.3	1	2	1	0	5	7	7.0	
at Purdue	02/27/20	*	26	3-11	.273	1-6	.167	0-0	.000	1	2	3	2.3	4	1	1	0	0	7	7.0	
at Illinois	03/01/20	*	28	4-13	.308	2-4	.500	0-0	.000	0	5	5	2.5	0	2	1	1	1	10	7.2	
MINNESOTA	03/04/20	*	30	4-8	.500	0-3	.000	3-5	.600	2	3	5	2.6	2	5	2	0	0	11	7.3	
WISCONSIN	03/07/20		21	2-8	.250	0-1	.000	0-0	.000	0	0	0	2.5	2	7	0	0	1	4	7.2	
Totals			15	613	64-176	.364	22-67	.328	37-51	.725	5	59	64	2.5	56	86	51	6	26	187	7.2



#11 • DEVONTE GREEN

SENIOR • GUARD • 6-3 • 185

NORTH BABYLON, NEW YORK • LONG ISLAND LUTHERAN H.S.

- Team Captain
- 8th in B1G in 3FG Made per game (2.0)

• **Brother of NBA Champion and current Los Angeles Laker Danny Green...** Has started 31 times in 119 career games... last year he played in 28 games and started 9 times... 3rd on the team in scoring at 9.4 points... led the team in 3FG% at 41.0... had 85 assists (3.1)... second on the team with 38 steals... averaged 15.4 points in last 7 games of season... missed all of preseason and first 3 regular season games due to injured hamstring... made his season debut against Troy and had 6 points, 4 assists and 2 steals in 20 minutes... came off the bench with 16 points and 4 assists against Princeton... posted 16 points, 2 assists and 2 rebounds against Louisiana Tech... scored 15 in first half... had 11 points and 3 assists against South Dakota State... scored a career-high 30 points, making 5 of 7 3FG against Florida State... Green's 30 points were the most off the bench for a Hoosier since Matt Roth had 29 against Ohio State in 2009... had 6 boards, 3 assists and 2 steals... chipped in 10 points, 4 rebounds and 3 assists at Wisconsin... made his first start of the season and had 6 points, 3 rebounds and 2 steals, including the game clincher with 2.5 seconds left... had 5 points in 14 minutes against Nebraska... had 11 points and 2 assists against Notre Dame... posted 14 points against Arkansas... led the Hoosiers with 18 points and 2 assists at Maryland... finished with a team-high 19 points off the bench against Ohio State... also added 5 rebounds... chipped in 3 points, 4 boards and 4 assists at Nebraska... had 2 points against Michigan State... posted 16 points, 5 boards and 3 assists against Maryland... had 4 points, 3 boards and 3 assists at PSU... had 13 points at OSU... had 3 points and 4 rebounds against Purdue... set his Big Ten career-high with 27 points against Iowa... hit his first 4 triples and made 7 of 11 for the game... made 6 of 7 from the line... added 2 assists and 2 steals... had 3 points and 4 boards at Michigan... came off the bench to add 11 points and 2 assists at Minnesota... had 10 points and 3 assists against Penn State... had 11 points and 4 boards at Purdue... finished with 10 points and 3 assists at Illinois... came off the bench and had 8 points and 3 assists against Minnesota... started and had 16 points and 4 rebounds against Wisconsin.



SINGLE-GAME CAREER HIGHS

POINTS - 30

vs. Florida State, 12/3/19

FG MADE - 10

vs. Florida State, 12/3/19

3FG MADE - 8

vs. Ohio State (BIG Tourn.), 3/14/19

REBOUNDS - 11

vs. Arkansas (NIT), 3/23/19

ASSISTS - 7

vs. Minnesota, 2/9/18

BLOCKS - 3

vs. Purdue, 2/19/19

STEALS - 5

vs. Northwestern, 1/14/18

MINUTES - 45

vs. Penn State, 2/1/17

DOUBLE-DOUBLES - 2

last vs. Arkansas (NIT), 3/23/19
18p, 11r

CAREER STATS

Season	gp-gs	min/avg	Total		3-Point		F-Throws		Rebounds				Scoring							
			fg-fga	pct	fg-fga	pct	ft-fta	pct	off	def	tot	avg	pf	fo	ast	to	blk	stl	pts	avg
2016-17	32-3	485/15.2	47-106	.443	24-55	.436	24-34	.706	9	48	57	1.8	24	0	34	40	6	22	142	4.4
2017-18	31-12	697/22.5	80-220	.364	33-98	.337	43-61	.705	9	51	60	1.9	33	0	76	59	6	32	236	7.6
2018-19	28-9	706/25.2	88-219	.402	48-117	.410	39-53	.736	6	90	96	3.4	39	0	85	63	13	38	263	9.4
2019-20	28-7	626/22.4	98-270	.363	57-157	.363	48-68	.706	8	66	74	2.6	31	0	58	50	5	20	301	10.8
TOTAL	119-31	2514/21.1	313-815	.384	162-427	.379	154-216	.713	32	255	287	2.4	127	0	253	212	30	112	942	7.9



#11 • DEVONTE GREEN

2019-20 GAME-BY-GAME

Opponent	Date	gs	min	Total		3-Pointers		Free throws		Rebounds				pf	a	t/o	blk	stl	pts	avg	
				fg-fga	pct	3fg-fga	pct	ft-fga	pct	off	def	tot	avg								
TROY	11/16/19		20	2-8	.250	1-6	.167	1-2	.500	0	0	0	0.0	2	4	1	0	2	6	6.0	
PRINCETON	11/20/19		26	5-8	.625	2-3	.667	4-6	.667	0	1	1	0.5	1	4	1	0	1	16	11.0	
LOUISIANA TECH	11/25/19		26	6-11	.545	3-5	.600	1-2	.500	0	2	2	1.0	0	2	4	0	1	16	12.7	
SOUTH DAKOTA ST.	11/30/19		24	4-8	.500	3-6	.500	0-0	.000	0	2	2	1.3	0	3	4	1	1	11	12.3	
FLORIDA ST.	12/03/19		29	10-15	.667	5-7	.714	5-7	.714	0	6	6	2.2	2	3	4	0	2	30	15.8	
at Wisconsin	12/07/19		22	3-8	.375	1-2	.500	3-4	.750	3	1	4	2.5	1	3	1	0	1	10	14.8	
vs UConn	12/10/19	*	29	2-10	.200	1-6	.167	1-3	.333	0	3	3	2.6	2	1	2	0	3	6	13.6	
NEBRASKA	12/13/19	*	14	2-7	.286	1-5	.200	0-0	.000	0	1	1	2.4	1	1	2	0	1	5	12.5	
vs Notre Dame	12/21/19	*	30	5-11	.455	1-5	.200	0-0	.000	0	0	0	2.1	0	2	0	1	1	11	12.3	
ARKANSAS	12/29/19	*	30	5-16	.313	4-12	.333	0-0	.000	0	1	1	2.0	1	3	3	0	1	14	12.5	
at Maryland	01/04/20	*	22	6-13	.462	3-7	.429	3-3	1.000	0	3	3	2.1	1	2	1	0	1	18	13.0	
NORTHWESTERN	01/08/20	*	20	0-6	.000	0-2	.000	1-2	.500	0	6	6	2.4	1	2	0	1	0	1	12.0	
OHIO ST.	01/11/20		30	5-8	.625	2-3	.667	7-11	.636	1	4	5	2.6	0	1	0	0	0	19	12.5	
at Rutgers	01/15/20		16	0-4	.000	0-3	.000	0-0	.000	0	0	0	2.4	1	0	2	0	0	0	11.6	
at Nebraska	01/18/20		14	1-6	.167	1-4	.250	0-0	.000	0	4	4	2.5	2	4	2	1	0	3	11.1	
MICHIGAN ST.	01/23/20		13	1-5	.200	0-3	.000	0-0	.000	0	1	1	2.4	1	1	3	0	0	2	10.5	
MARYLAND	01/26/20		22	5-10	.500	2-6	.333	4-4	1.000	0	5	5	2.6	1	3	0	0	0	16	10.8	
at Penn St.	01/29/20		22	2-10	.200	0-3	.000	0-0	.000	0	3	3	2.6	2	3	2	0	0	4	10.4	
at Ohio St.	02/01/20		18	4-8	.500	3-4	.750	2-2	1.000	1	1	2	2.6	0	0	2	0	0	13	10.6	
PURDUE	02/08/20		20	1-7	.143	1-4	.250	0-0	.000	0	4	4	2.7	3	1	1	1	0	3	10.2	
IOWA	02/13/20		25	7-15	.467	7-11	.636	6-7	.857	1	3	4	2.7	0	2	3	0	2	27	11.0	
at Michigan	02/16/20		21	1-7	.143	1-3	.333	0-0	.000	1	3	4	2.8	0	1	1	0	1	3	10.6	
at Minnesota	02/19/20		24	3-9	.333	3-7	.429	2-2	1.000	0	2	2	2.7	2	2	3	0	0	11	10.7	
PENN ST.	02/23/20		23	3-9	.333	3-8	.375	1-2	.500	0	1	1	2.7	2	3	1	0	0	10	10.6	
at Purdue	02/27/20		24	3-15	.200	3-14	.214	2-3	.667	1	3	4	2.7	1	1	4	0	1	11	10.6	
at Illinois	03/01/20		17	3-11	.273	2-4	.500	3-3	1.000	0	2	2	2.7	2	3	2	0	0	11	10.7	
MINNESOTA	03/04/20		18	3-8	.375	1-6	.167	1-3	.333	0	0	0	2.6	1	3	1	0	1	8	10.6	
WISCONSIN	03/07/20	*	27	6-17	.353	3-8	.375	1-2	.500	0	4	4	2.6	1	0	0	0	0	16	10.8	
Totals			7	626	98-270	.363	57-157	.363	48-68	.706	8	66	74	2.6	31	58	50	5	20	301	10.8



#20 • DE'RON DAVIS

SENIOR • FORWARD • 6-10 • 255
 PARK HILL, COLORADO • OVERLAND H.S.



• Has made 23 starts in four seasons... last year he played in 30 games and made three starts... averaged 5.4 points and 2.5 rebounds... finished the season ranked 7th all-time at IU by making 55.7% of his field goal attempts... had 6 points in 14 minutes against Gannon... had 2 points and 2 boards against Western Illinois... came off the bench and had 6 points and 2 rebounds against UNA... contributed 2 points, 4 boards, 3 assists and 2 steals against Troy... missed Princeton game with sore back... had 2 points and 2 boards against South Dakota State... had a rebound at Wisconsin... had 4 points against UConn... had a basket in 7 minutes against Nebraska... came off the bench and had 6 points and 3 rebounds at Maryland... had 2 points, 3 boards and a steal against OSU... made both of his field goals and added 3 boards at Nebraska... had a bucket, a boards and an assist against MSU... made both field goal attempts and had 3 assists against Maryland... notched 6 points and 5 boards at PSU... had a bucket at OSU... had 5 points, 2 boards, an assist and a block against Iowa... tied an IU record by making all 9 of his field goal attempts at Michigan... matched mark set by Will Sheehy in 2013 at Purdue... finished with a career-high 18 points and added 2 boards... had 3 points at Minnesota... had a clutch basket and a key assist against Penn State... had a free throw at Purdue... had a basket and a rebound at Illinois... had 4 points, 3 rebounds and 2 steals after starting against Wisconsin.

SINGLE-GAME CAREER HIGHS

POINTS - 18

at Michigan, 2/16/20

FG MADE - 9

at Michigan, 2/16/20

3FG MADE - N/A

REBOUNDS - 8

(2x) - last vs. Penn State, 2/1/17

ASSISTS - 7

vs. Iowa, 2/7/19

BLOCKS - 4

vs. Iowa, 12/4/17

STEALS - 2

(8x) last vs. Wisconsin, 3/7/20

MINUTES - 29

vs. Howard, 11/12/17

CAREER STATS

Season	gp-gs	min/avg	Total		3-Point		F-Throws		Rebounds				Scoring							
			fg-fga	pct	fg-fga	pct	ft-fa	pct	off	def	tot	avg	pf	fo	ast	to	blk	stl	pts	avg
2016-17	34-4	471/13.9	66-136	.485	0-0	.000	68-90	.756	53	53	106	3.1	82	4	31	41	24	14	200	5.9
2017-18	15-15	282/18.8	56-91	.615	0-0	.000	32-64	.500	27	37	64	4.3	37	1	16	12	22	12	144	9.6
2018-19	30-3	407/13.6	60-100	.600	0-0	.000	41-71	.577	25	51	76	2.5	62	0	27	30	18	13	161	5.4
2019-20	30-1	253/8.4	32-67	.478	0-1	.000	15-33	.455	18	22	40	1.3	41	0	12	16	4	11	79	2.6
TOTAL	109-23	1413/13.0	214-394	.543	0-1	.000	156-258	.605	123	163	286	2.6	222	5	86	99	68	50	584	5.4



#20 • DE'RON DAVIS

2019-20 GAME-BY-GAME

Opponent	Date	gs	min	Total		3-Pointers		Free throws		Rebounds				pf	a	t/o	blk	stl	pts	avg	
				fg-fga	pct	3fg-fga	pct	ft-fa	pct	off	def	tot	avg								
WESTERN ILL.	11/05/19		8	0-2	.000	0-0	.000	2-4	.500	2	0	2	2.0	1	1	0	0	0	2	2.0	
PORTLAND ST.	11/09/19		4	0-0	.000	0-0	.000	0-0	.000	0	0	0	1.0	2	0	1	1	0	0	1.0	
NORTH ALA.	11/12/19		13	1-2	.500	0-0	.000	4-6	.667	0	2	2	1.3	2	0	2	0	1	6	2.7	
TROY	11/16/19		17	0-4	.000	0-0	.000	2-3	.667	2	2	4	2.0	2	3	1	1	2	2	2.5	
LOUISIANA TECH	11/25/19		4	0-0	.000	0-0	.000	0-0	.000	0	0	0	1.6	1	0	0	0	0	0	2.0	
SOUTH DAKOTA ST.	11/30/19		7	1-3	.333	0-0	.000	0-2	.000	1	1	2	1.7	0	0	0	0	1	2	2.0	
FLORIDA ST.	12/03/19		1	0-0	.000	0-0	.000	0-0	.000	0	0	0	1.4	2	0	1	0	0	0	1.7	
at Wisconsin	12/07/19		4	0-1	.000	0-0	.000	0-4	.000	1	0	1	1.4	1	0	0	0	0	0	1.5	
vs UConn	12/10/19		9	2-6	.333	0-0	.000	0-0	.000	1	0	1	1.3	0	0	1	0	0	4	1.8	
NEBRASKA	12/13/19		7	1-1	1.000	0-0	.000	0-0	.000	0	0	0	1.2	1	0	0	0	1	2	1.8	
vs Notre Dame	12/21/19		1	0-0	.000	0-0	.000	0-0	.000	0	0	0	1.1	2	0	1	0	0	0	1.6	
ARKANSAS	12/29/19		2	0-1	.000	0-0	.000	0-0	.000	0	0	0	1.0	2	1	1	0	0	0	1.5	
at Maryland	01/04/20		17	2-6	.333	0-0	.000	2-4	.500	0	3	3	1.2	0	0	0	1	1	6	1.8	
NORTHWESTERN	01/08/20		2	0-0	.000	0-0	.000	0-1	.000	1	0	1	1.1	1	0	0	0	0	0	1.7	
OHIO ST.	01/11/20		11	1-3	.333	0-0	.000	0-0	.000	0	3	3	1.3	1	0	2	0	1	2	1.7	
at Rutgers	01/15/20		4	0-0	.000	0-0	.000	0-0	.000	0	1	1	1.3	0	0	0	0	0	0	1.6	
at Nebraska	01/18/20		6	2-2	1.000	0-0	.000	0-0	.000	0	3	3	1.4	0	0	0	0	0	4	1.8	
MICHIGAN ST.	01/23/20		9	1-1	1.000	0-0	.000	0-2	.000	1	0	1	1.3	0	1	0	0	0	2	1.8	
MARYLAND	01/26/20		13	2-2	1.000	0-0	.000	0-0	.000	1	0	1	1.3	3	3	0	0	0	4	1.9	
at Penn St.	01/29/20		18	2-7	.286	0-0	.000	2-2	1.000	2	3	5	1.5	4	1	1	0	0	6	2.1	
at Ohio St.	02/01/20		9	1-1	1.000	0-0	.000	0-0	.000	0	0	0	1.4	3	0	3	0	0	2	2.1	
PURDUE	02/08/20		4	0-0	.000	0-0	.000	0-0	.000	1	0	1	1.4	0	0	0	0	0	0	2.0	
IOWA	02/13/20		10	2-3	.667	0-0	.000	1-2	.500	1	1	2	1.4	3	1	0	1	0	5	2.1	
at Michigan	02/16/20		19	9-9	1.000	0-0	.000	0-0	.000	1	1	2	1.5	4	0	1	0	0	18	2.8	
at Minnesota	02/19/20		10	1-3	.333	0-1	.000	1-1	1.000	0	1	1	1.4	1	0	1	0	1	3	2.8	
PENN ST.	02/23/20		11	1-3	.333	0-0	.000	0-0	.000	0	0	0	1.4	4	1	0	0	0	2	2.8	
at Purdue	02/27/20		9	0-1	.000	0-0	.000	1-2	.500	0	0	0	1.3	0	0	0	0	1	1	2.7	
at Illinois	03/01/20		8	1-2	.500	0-0	.000	0-0	.000	0	1	1	1.3	1	0	0	0	0	2	2.7	
MINNESOTA	03/04/20		3	0-1	.000	0-0	.000	0-0	.000	0	0	0	1.3	0	0	0	0	0	0	2.6	
WISCONSIN	03/07/20	*	13	2-3	.667	0-0	.000	0-0	.000	3	0	3	1.3	0	0	0	0	2	4	2.6	
Totals			1	253	32-67	.478	0-1	.000	15-33	.455	18	22	40	1.3	41	12	16	4	11	79	2.6



#21 • JEROME HUNTER

REDSHIRT FRESHMAN • FORWARD • 6-7 • 270

PICKERINGTON, OHIO • PICKERINGTON NORTH



• Sat out last season as a medical redshirt after lower leg surgery... did not participate in basketball activities from November, 2018 to July, 2019... Hunter was ranked #46 by 247Sports and #49 by Rivals for the Class of 2018... averaged 4.5 points in preseason play... had 7 points and 2 steals against Marquette... had his first career appearance as a Hoosier and had 7 points and 3 rebounds... had 9 points and 3 rebounds off the bench against PSU... had 2 3FG... posted 12 points and 2 steals against North Alabama... had 4 points and 3 rebounds against Troy... had 2 points against Princeton... notched 3 points and 2 boards against Louisiana Tech... had 2 points, 3 rebounds, 2 assists and a blocked shot at Wisconsin... had a basket, a rebound and a steal against UConn... had 2 points and 3 rebounds in 10 minutes against Nebraska... scored a basket against Notre Dame... did not play against Arkansas due to a thigh bruise... played 3 minutes at Maryland... had a 3-pointer against Northwestern... made 5 free throws in a season-high 19 minutes against Ohio State... had 2 points and 3 rebounds at Rutgers... hit 2 3FG at Nebraska... had 2 rebounds and made 2 FT's with .6 seconds left against MSU... tied his season-high with 12 points against Maryland... hit career-best 3 3FG and 4 rebounds against the Terps... missed PSU game after becoming ill following warmups... had 9 points and 4 rebounds at OSU... finished with 10 points, 3 rebounds and 2 assists against Purdue... had 3 points and 4 boards against Iowa... had 3 points and 5 rebounds at Michigan... had a key blocked shot that sparked IU coming back from a 10-point first half deficit against Minnesota... had critical 3FG to start a 13-0 run against Penn State... also added 3 boards... had 6 points, 2 assists and 2 rebounds at Illinois... had a 3-pointer and 2 steals against Wisconsin.

SINGLE-GAME CAREER HIGHS

POINTS - 12

(2x) last vs. Maryland, 1/26/20

FG MADE - 4

(2x) last vs. Maryland, 1/26/20

3FG MADE - 3

vs. Maryland, 1/26/20

REBOUNDS - 5

at Michigan, 2/16/20

ASSISTS - 2

(2x) last at Illinois, 3/1/20

BLOCKS - 1

(4x) last at Illinois, 3/1/20

STEALS - 2

(2x) last vs. Wisconsin, 3/7/20

MINUTES - 28

at Ohio State, 2/1/20

CAREER STATS

Season	gp-gs	min/avg	Total		3-Point		F-Throws			Rebounds				Scoring						
			fg-fga	pct	fg-fga	pct	ft-fta	pct	off	def	tot	avg	pf	fo	ast	to	blk	stl	pts	avg
2019-20	29-0	413/14.2	35-100	.350	18-60	.300	24-32	.750	15	43	58	2.0	38	1	9	24	6	10	112	3.9
TOTAL	29-0	413/14.2	35-100	.350	18-60	.300	24-32	.750	15	43	58	2.0	38	1	9	24	6	10	112	3.9



#21 • JEROME HUNTER

2019-20 GAME-BY-GAME

Opponent	Date	gs	min	Total		3-Pointers		Free throws		Rebounds				pf	a	t/o	blk	stl	pts	avg
				fg-fga	pct	3fg-fga	pct	ft-fga	pct	off	def	tot	avg							
WESTERN ILL.	11/05/19		16	2-5	.400	0-1	.000	3-4	.750	2	1	3	3.0	1	0	1	0	1	7	7.0
PORTLAND ST.	11/09/19		15	3-6	.500	2-4	.500	1-2	.500	1	2	3	3.0	2	0	0	0	0	9	8.0
NORTH ALA.	11/12/19		19	4-9	.444	1-4	.250	3-4	.750	0	1	1	2.3	1	0	0	1	2	12	9.3
TROY	11/16/19		15	2-7	.286	0-3	.000	0-0	.000	2	1	3	2.5	5	1	1	0	1	4	8.0
PRINCETON	11/20/19		10	0-1	.000	0-1	.000	2-2	1.000	0	1	1	2.2	0	0	0	1	0	2	6.8
LOUISIANA TECH	11/25/19		10	0-2	.000	0-2	.000	3-4	.750	0	2	2	2.2	0	0	1	0	0	3	6.2
SOUTH DAKOTA ST.	11/30/19		13	0-2	.000	0-1	.000	0-0	.000	0	2	2	2.1	3	0	2	0	0	0	5.3
FLORIDA ST.	12/03/19		7	0-0	.000	0-0	.000	0-0	.000	0	2	2	2.1	2	0	2	0	0	0	4.6
at Wisconsin	12/07/19		14	1-3	.333	0-2	.000	0-0	.000	1	2	3	2.2	2	2	2	1	0	2	4.3
vs UConn	12/10/19		11	1-2	.500	0-1	.000	0-0	.000	0	1	1	2.1	1	0	0	1	1	2	4.1
NEBRASKA	12/13/19		10	1-3	.333	0-1	.000	0-1	.000	2	1	3	2.2	0	0	0	0	0	2	3.9
vs Notre Dame	12/21/19		10	1-3	.333	0-2	.000	0-0	.000	0	1	1	2.1	0	0	1	0	0	2	3.8
at Maryland	01/04/20		3	0-2	.000	0-1	.000	0-0	.000	0	0	0	1.9	1	0	0	0	0	0	3.5
NORTHWESTERN	01/08/20		9	1-4	.250	1-2	.500	0-0	.000	0	1	1	1.9	1	0	0	0	0	3	3.4
OHIO ST.	01/11/20		19	0-1	.000	0-1	.000	5-6	.833	0	1	1	1.8	1	1	0	0	0	5	3.5
at Rutgers	01/15/20		20	1-5	.200	0-2	.000	0-0	.000	1	2	3	1.9	2	0	3	0	1	2	3.4
at Nebraska	01/18/20		7	2-3	.667	2-3	.667	0-0	.000	0	0	0	1.8	2	0	1	0	0	6	3.6
MICHIGAN ST.	01/23/20		8	0-0	.000	0-0	.000	2-2	1.000	0	2	2	1.8	0	0	0	0	0	2	3.5
MARYLAND	01/26/20		27	4-7	.571	3-6	.500	1-2	.500	1	3	4	1.9	0	1	1	0	0	12	3.9
at Ohio St.	02/01/20		28	3-8	.375	2-4	.500	1-1	1.000	1	3	4	2.0	0	0	1	0	0	9	4.2
PURDUE	02/08/20		24	3-8	.375	2-6	.333	2-2	1.000	0	3	3	2.0	3	2	2	0	0	10	4.5
IOWA	02/13/20		8	1-2	.500	1-2	.500	0-0	.000	0	4	4	2.1	3	0	1	0	0	3	4.4
at Michigan	02/16/20		21	1-4	.250	0-2	.000	1-2	.500	3	2	5	2.3	1	0	1	0	0	3	4.3
at Minnesota	02/19/20		11	0-1	.000	0-0	.000	0-0	.000	0	0	0	2.2	2	0	0	1	0	0	4.2
PENN ST.	02/23/20		20	1-2	.500	1-1	1.000	0-0	.000	0	3	3	2.2	1	0	0	0	1	3	4.1
at Purdue	02/27/20		14	0-2	.000	0-1	.000	0-0	.000	0	0	0	2.1	1	0	1	0	1	0	4.0
at Illinois	03/01/20		21	2-5	.400	2-4	.500	0-0	.000	1	1	2	2.1	2	2	1	1	0	6	4.0
MINNESOTA	03/04/20		10	0-0	.000	0-0	.000	0-0	.000	0	0	0	2.0	0	0	2	0	0	0	3.9
WISCONSIN	03/07/20		13	1-3	.333	1-3	.333	0-0	.000	0	1	1	2.0	1	0	0	0	2	3	3.9
Totals		0	413	35-100	.350	18-60	.300	24-32	.750	15	43	58	2.0	38	9	24	6	10	112	3.9



#23 • DAMEZI ANDERSON

SOPHOMORE • FORWARD • 6-7 • 225

SOUTH BEND, INDIANA • RILEY

• Second-year player who appeared in 21 games and averaged 1.5 points and 1.1 rebounds... started both preseason games... had 10 points, 3 boards and 4 assists against Gannon... had 2 points, 2 rebounds and a career-high 3 assists against WIU... Did not play against PSU as a precautionary measure due to a leg injury... had a career-high 10 points with 2 rebounds against North Alabama... made 2 of 3 3FG... bettered his career-high with 14 points and 6 rebounds in 16 minutes of action against Troy... had 2 assists against Princeton... had 5 points against Louisiana Tech and South Dakota State... hit a key 3FG and added an assist and a block against FSU... had 5 points, 4 rebounds and 2 assists at Wisconsin... had a basket, a rebound and a steal against UConn... key contributor with 5 points and 6 boards against Nebraska... had a key overtime steal... had 5 rebounds against Arkansas... had 2 rebounds and 2 assists at Maryland... did not play against Ohio State (illness)... played 4 minutes against Maryland...played 15 minutes against PSU and had 4 rebounds...saw 2 minutes of action at Michigan.



SINGLE-GAME CAREER HIGHS

POINTS - 14

vs. Troy, 11/16/19

FG MADE - 6

vs. Troy, 11/16/19

3FG MADE - 3

vs. Jacksonville, 12/22/18

REBOUNDS - 6

(2x) last vs. Nebraska, 12/13/19

ASSISTS - 3

vs. W. Illinois, 11/5/19

BLOCKS - 1

(2x) last vs. Arkansas, 12/29/19

STEALS - 1

(5x) last vs. Arkansas, 12/29/19

MINUTES - 26

at Arkansas, 11/18/18

CAREER STATS

Season	gp-gs	min/avg	Total		3-Point		F-Throws		Rebounds				Scoring			Scoring				
			fg-fga	pct	fg-fga	pct	ft-fta	pct	off	def	tot	avg	pf	fo	ast	to	blk	stl	pts	avg
2018-19	21-0	201/9.6	12-43	.279	7-30	.233	0-1	.000	3	21	24	1.1	17	0	8	11	0	3	31	1.5
2019-20	18-0	222/12.3	17-54	.315	8-35	.229	9-10	.900	11	28	39	2.2	24	0	17	13	3	4	51	2.8
TOTAL	39-0	423/10.8	29-97	.299	15-65	.231	9-11	.818	14	49	63	1.6	41	0	25	24	3	7	82	2.1



#23 • DAMEZI ANDERSON

2019-20 GAME-BY-GAME

Opponent	Date	gs	min	Total		3-Pointers		Free throws		Rebounds				pf	a	t/o	blk	stl	pts	avg
				fg-fga	pct	3fg-fga	pct	ft-fa	pct	off	def	tot	avg							
WESTERN ILL.	11/05/19		19	1-2	.500	0-1	.000	0-0	.000	1	1	2	2.0	3	3	2	0	0	2	2.0
NORTH ALA.	11/12/19		19	4-5	.800	2-3	.667	0-0	.000	1	2	3	2.5	3	2	1	0	0	10	6.0
TROY	11/16/19		16	6-9	.667	2-4	.500	0-0	.000	2	4	6	3.7	1	0	1	0	0	14	8.7
PRINCETON	11/20/19		9	0-3	.000	0-2	.000	0-0	.000	0	1	1	3.0	1	2	0	0	0	0	6.5
LOUISIANA TECH	11/25/19		6	1-2	.500	1-2	.500	2-2	1.000	0	1	1	2.6	1	0	0	0	0	5	6.2
SOUTH DAKOTA ST.	11/30/19		15	1-3	.333	1-3	.333	2-2	1.000	0	3	3	2.7	2	2	1	0	0	5	6.0
FLORIDA ST.	12/03/19		21	1-3	.333	1-2	.500	0-0	.000	0	0	0	2.3	2	1	2	1	0	3	5.6
at Wisconsin	12/07/19		20	2-7	.286	1-3	.333	0-0	.000	1	3	4	2.5	2	2	0	1	1	5	5.5
vs UConn	12/10/19		13	1-2	.500	0-1	.000	0-0	.000	0	1	1	2.3	1	2	1	0	1	2	5.1
NEBRASKA	12/13/19		16	0-4	.000	0-3	.000	5-6	.833	2	4	6	2.7	2	0	1	0	1	5	5.1
vs Notre Dame	12/21/19		4	0-1	.000	0-1	.000	0-0	.000	0	0	0	2.5	0	0	1	0	0	0	4.6
ARKANSAS	12/29/19		21	0-3	.000	0-2	.000	0-0	.000	3	2	5	2.7	2	1	1	1	1	0	4.3
at Maryland	01/04/20		16	0-1	.000	0-1	.000	0-0	.000	1	1	2	2.6	2	2	1	0	0	0	3.9
NORTHWESTERN	01/08/20		2	0-1	.000	0-1	.000	0-0	.000	0	0	0	2.4	0	0	0	0	0	0	3.6
at Rutgers	01/15/20		3	0-4	.000	0-4	.000	0-0	.000	0	1	1	2.3	1	0	0	0	0	0	3.4
MARYLAND	01/26/20		4	0-0	.000	0-0	.000	0-0	.000	0	0	0	2.2	0	0	0	0	0	0	3.2
at Penn St.	01/29/20		16	0-3	.000	0-2	.000	0-0	.000	0	4	4	2.3	1	0	1	0	0	0	3.0
at Michigan	02/16/20		2	0-1	.000	0-0	.000	0-0	.000	0	0	0	2.2	0	0	0	0	0	0	2.8
Totals		0	222	17-54	.315	8-35	.229	9-10	.900	11	28	39	2.2	24	17	13	3	4	51	2.8



#25 • RACE THOMPSON

REDSHIRT SOPHOMORE • FORWARD • 6-8 • 235

PLYMOUTH, MINNESOTA • ARMSTRONG

• Third-year member of the program who has battled injuries throughout his career.... saw action in nine games last season... solid preseason averaging 5.5 points, 4.0 rebounds, 1.5 blocks, assists and steals... had 10 points against Gannon... had 4 points and 6 rebounds off the bench against WIU... had a career-high 10 points and 9 rebounds against Portland State... had 5 points, 4 rebounds and a career-high 3 blocked shots against North Alabama... another outstanding performance off the bench with 7 points and 6 rebounds against Troy... chipped in 5 points, 5 boards, 2 assists and 2 steals... had 6 points and 2 rebounds against Louisiana Tech... had 3 boards against FSU... finished with 4 points and 4 rebounds at Wisconsin... played 4 minutes against UConn... had 3 points, 4 boards and a block against Nebraska... had 3 rebounds and an assist against Notre Dame... posted 4 points and 3 rebounds against Arkansas... finished with 3 points and 3 rebounds at Maryland... had 2 boards against Northwestern... had a 3-pointer and 2 boards against Ohio State... had a rebound in 6 minutes at Rutgers... contributed 3 boards and a blocked shot at Nebraska... key contributor off the bench with 4 points and 4 boards against MSU before leaving the game at end of first half with tightness in his back after a hard fall... missed 3 games... saw brief action against Purdue... played a career-high 25 minutes and tied his career-best with 10 points against Iowa... had 4 boards and a career-high 4 steals. .. played a career-high 25 minutes and finished with 9 points and a career-high 10 boards against Minnesota... also added a steal and a block... added another stellar performance off the bench with 8 points, 4 caroms, a block and a steal against Penn State... had 6 points, 8 boards, 2 steals and 2 blocks at Purdue... had 2 points and 3 boards at Illinois... had 2 points, 4 boards and a steal against Minnesota... had 7 points and a career-high 11 rebounds off the bench against Wisconsin.



SINGLE-GAME CAREER HIGHS

POINTS - 10
(2x) vs. Iowa, 2/13/20

FG MADE - 4
(2x) last vs. Penn St., 2/23/20

3FG MADE - 1
(3x) last vs. Ohio Staet, 1/11/20

REBOUNDS - 11
vs. Wisconsin, 3/7/20

ASSISTS - 2
vs. Princeton, 11/20/19

BLOCKS - 3
vs. N. Alabama, 11/12/19

STEALS - 4
vs. Iowa, 2/13/20

MINUTES - 25
at Minnesota, 2/19/20

CAREER STATS

Season	gp-gs	min/avg	Total		3-Point		F-Throws		Rebounds				Scoring							
			fg-fga	pct	fg-fga	pct	ft-fta	pct	off	def	tot	avg	pf	fo	ast	to	blk	stl	pts	avg
2018-19	9-0	63/7.0	2-5	.400	0-3	.000	2-4	.500	5	14	19	2.1	4	0	1	0	3	3	6	0.7
2019-20	28-0	383/13.7	36-77	.468	3-10	.300	27-40	.675	36	77	113	4.0	42	0	11	12	17	20	102	3.6
TOTAL	37-0	446/12.1	38-82	.463	3-13	.231	29-44	.659	41	91	132	3.6	46	0	12	12	20	23	108	2.9



#25 • RACE THOMPSON

2019-20 GAME-BY-GAME

Opponent	Date	gs	min	Total		3-Pointers		Free throws		Rebounds					pts	avg				
				fg-fga	pct	3fg-fga	pct	ft-fga	pct	off	def	tot	avg	pf			a	t/o	blk	stl
WESTERN ILL.	11/05/19		15	1-2	.500	0-0	.000	2-2	1.000	1	5	6	6.0	1	0	0	0	0	4	4.0
PORTLAND ST.	11/09/19		16	3-4	.750	0-0	.000	4-4	1.000	5	4	9	7.5	3	0	0	1	0	10	7.0
NORTH ALA.	11/12/19		18	1-2	.500	0-0	.000	3-4	.750	2	2	4	6.3	1	1	0	3	2	5	6.3
TROY	11/16/19		16	2-3	.667	0-1	.000	3-3	1.000	2	4	6	6.3	1	1	0	1	1	7	6.5
PRINCETON	11/20/19		23	2-5	.400	0-1	.000	1-1	1.000	1	4	5	6.0	1	2	1	0	2	5	6.2
LOUISIANA TECH	11/25/19		11	2-2	1.000	1-1	1.000	1-2	.500	0	2	2	5.3	2	0	1	0	0	6	6.2
SOUTH DAKOTA ST.	11/30/19		10	0-0	.000	0-0	.000	0-2	.000	1	2	3	5.0	0	0	0	0	0	0	5.3
FLORIDA ST.	12/03/19		9	0-0	.000	0-0	.000	0-0	.000	0	3	3	4.8	2	0	0	0	0	0	4.6
at Wisconsin	12/07/19		17	2-3	.667	0-0	.000	0-1	.000	1	3	4	4.7	2	0	1	0	0	4	4.6
vs UConn	12/10/19		4	0-0	.000	0-0	.000	0-0	.000	0	0	0	4.2	2	0	0	0	0	0	4.1
NEBRASKA	12/13/19		9	1-4	.250	0-1	.000	1-2	.500	2	2	4	4.2	1	0	0	1	0	3	4.0
vs Notre Dame	12/21/19		4	0-0	.000	0-0	.000	0-0	.000	2	1	3	4.1	0	1	1	0	0	0	3.7
ARKANSAS	12/29/19		12	2-3	.667	0-1	.000	0-0	.000	0	3	3	4.0	1	1	1	0	1	4	3.7
at Maryland	01/04/20		12	1-3	.333	1-1	1.000	0-0	.000	2	1	3	3.9	1	0	2	1	0	3	3.6
NORTHWESTERN	01/08/20		8	0-2	.000	0-0	.000	0-0	.000	1	1	2	3.8	1	0	0	0	1	0	3.4
OHIO ST.	01/11/20		5	1-1	1.000	1-1	1.000	0-0	.000	0	2	2	3.7	1	0	0	1	0	3	3.4
at Rutgers	01/15/20		6	0-0	.000	0-0	.000	0-0	.000	0	1	1	3.5	2	0	0	0	0	0	3.2
at Nebraska	01/18/20		8	0-2	.000	0-1	.000	0-0	.000	1	2	3	3.5	0	0	0	1	0	0	3.0
MICHIGAN ST.	01/23/20		11	2-2	1.000	0-0	.000	0-0	.000	1	3	4	3.5	1	1	0	2	2	4	3.1
PURDUE	02/08/20		8	0-1	.000	0-1	.000	0-0	.000	1	0	1	3.4	0	1	0	0	0	0	2.9
IOWA	02/13/20		24	4-6	.667	0-0	.000	2-5	.400	0	4	4	3.4	2	0	2	2	4	10	3.2
at Michigan	02/16/20		11	0-3	.000	0-1	.000	0-0	.000	0	1	1	3.3	2	0	0	0	0	0	3.1
at Minnesota	02/19/20		25	3-6	.500	0-0	.000	3-3	1.000	2	8	10	3.6	1	1	0	1	1	9	3.3
PENN ST.	02/23/20		21	4-6	.667	0-0	.000	0-3	.000	2	2	4	3.6	4	0	0	1	1	8	3.5
at Purdue	02/27/20		21	2-4	.500	0-0	.000	2-2	1.000	4	4	8	3.8	3	1	0	2	2	6	3.6
at Illinois	03/01/20		22	1-3	.333	0-0	.000	0-0	.000	1	2	3	3.8	4	1	1	0	1	2	3.6
MINNESOTA	03/04/20		13	1-5	.200	0-0	.000	0-0	.000	0	4	4	3.8	2	0	1	0	1	2	3.5
WISCONSIN	03/07/20		24	1-5	.200	0-0	.000	5-6	.833	4	7	11	4.0	1	0	1	0	1	7	3.6
Totals		0	383	36-77	.468	3-10	.300	27-40	.675	36	77	113	4.0	42	11	12	17	20	102	3.6



#50 • JOEY BRUNK

REDSHIRT JUNIOR • FORWARD • 6-11 • 245
INDIANAPOLIS, INDIANA • SOUTHPORT



• Big Ten Sportsmanship Award

• Transfer from Butler... has two years of eligibility... averaged 7.6 points and 3.9 rebounds and shot 61.7% from the field last season averaging 18+ minutes per game... averaged 8.5 points and team-high 6.0 boards in preseason... made 6 of 7 field goal attempts... had 11 points and 7 boards against Marquette... made his first career start with the Hoosiers and had 11 points and 7 rebounds against WIU... had 8 points and 5 rebounds against Portland State... notched 6 points and 2 rebounds against North Alabama... had 5 points, 2 boards and 3 assists against Troy... posted a season-high 16 points with 8 boards, 2 steals and a block against Princeton... scored 12 points and added 8 rebounds and 4 assists against Louisiana Tech... had 4 points, 3 boards and a blocked shot against FSU... had 2 points and led the team with 6 rebounds at Wisconsin... came up huge with 9 second-half points against UConn... also had 2 boards and a blocked shot... contributed 8 points and 4 boards against Nebraska... had 9 points, a career-high 14 boards and 3 assists against Notre Dame... notched 8 points and 11 boards against Arkansas... had 9 points and 10 boards at Maryland... posted 5 points and 12 rebounds against Northwestern... had 7 points and 5 boards and played outstanding defense against OSU... had his first double-double at IU with 10 points and 10 rebounds against Rutgers... tied his season-high with 16 points at Nebraska... had 5 boards, 2 assists and 2 blocks... led team with 14 points and 6 boards and had key layup at end of shot clock in final minute in win over MSU... had 6 points and 3 boards against Maryland... had 6 points and 6 boards against PSU... had 4 points and 2 boards at OSU... finished with 8 points and 3 rebounds against Purdue... had 3 points against Iowa... had 6 points at Michigan and 2 rebounds at Minnesota... posted 4 points and 7 boards at Purdue... had a bucket and a rebound at Illinois... had 12 points, 8 rebounds and a blocked shot against Minnesota... posted 3 rebounds against Wisconsin.

SINGLE-GAME CAREER HIGHS

POINTS - 20

at Seton Hall, 1/9/19

FG MADE - 7

(4x) last vs. Michigan State, 1/23/20

3FG MADE - 1

at Seton Hall, 1/9/19

REBOUNDS - 14

vs. Notre Dame, 12/21/19

ASSISTS - 4

(2x) last vs. La. Tech, 11/25/19

BLOCKS - 2

(2x) last at Nebraska, 1/18/20

STEALS - 2

(2x) last vs. Princeton, 11/20/19

MINUTES - 31

(2x) last vs. Notre Dame, 12/21/19

DOUBLE-DOUBLES - 2

last at Rutgers, 1/15/20
10p, 10r

CAREER STATS

Season	gp-gs	min/avg	Total		3-Point		F-Throws		Rebounds				Scoring							
			fg-fga	pct	fg-fga	pct	ft-fga	pct	off	def	tot	avg	pf	fo	ast	to	blk	stl	pts	avg
2016-17*	7-0	49/7.0	7-13	.538	0-2	.000	8-12	.667	0	7	7	1.0	8	0	1	3	1	1	22	3.1
2017-18*	20-0	109/5.5	11-21	.524	0-0	.000	3-6	.500	13	22	35	1.8	10	0	3	7	2	0	25	1.3
2018-19*	33-13	615/18.6	95-154	.617	1-3	.333	59-91	.648	47	71	118	3.6	49	0	32	32	6	5	250	7.6
2019-20	31-30	610/19.7	93-181	.514	0-0	.000	25-56	.446	52	110	162	5.2	63	0	20	32	10	6	211	6.8
TOTAL	31-30	610/19.7	93-181	.514	0-0	.000	25-56	.446	52	110	162	5.2	63	0	20	32	10	6	211	6.8
All*	91-43	1383/15.2	206-369	.558	1-5	.200	95-165	.576	112	210	322	3.5	130	0	56	74	19	12	508	5.6

* Statistics from prior team/school



#50 • JOEY BRUNK

2019-20 GAME-BY-GAME

Opponent	Date	gs	min	Total		3-Pointers		Free throws		Rebounds				pf	a	t/o	blk	stl	pts	avg	
				fg-fga	pct	3fg-fga	pct	ft-fa	pct	off	def	tot	avg								
WESTERN ILL.	11/05/19	*	21	5-7	.714	0-0	.000	1-2	.500	3	4	7	7.0	0	0	2	0	0	11	11.0	
PORTLAND ST.	11/09/19	*	19	2-5	.400	0-0	.000	4-5	.800	1	4	5	6.0	1	0	0	0	0	8	9.5	
NORTH ALA.	11/12/19	*	18	2-2	1.000	0-0	.000	2-3	.667	0	2	2	4.7	3	0	0	0	0	6	8.3	
TROY	11/16/19	*	11	2-2	1.000	0-0	.000	1-3	.333	0	2	2	4.0	4	3	1	1	0	5	7.5	
PRINCETON	11/20/19	*	25	7-11	.636	0-0	.000	2-2	1.000	3	5	8	4.8	1	0	4	1	2	16	9.2	
LOUISIANA TECH	11/25/19	*	25	5-10	.500	0-0	.000	2-2	1.000	3	5	8	5.3	3	4	1	0	0	12	9.7	
SOUTH DAKOTA ST.	11/30/19	*	20	0-1	.000	0-0	.000	1-4	.250	0	4	4	5.1	2	0	1	1	0	1	8.4	
FLORIDA ST.	12/03/19	*	15	2-3	.667	0-0	.000	0-2	.000	1	2	3	4.9	1	0	1	1	0	4	7.9	
at Wisconsin	12/07/19	*	16	1-4	.250	0-0	.000	0-0	.000	1	5	6	5.0	3	1	2	0	1	2	7.2	
vs UConn	12/10/19	*	19	4-10	.400	0-0	.000	1-1	1.000	1	1	2	4.7	1	0	0	1	0	9	7.4	
NEBRASKA	12/13/19	*	18	3-4	.750	0-0	.000	2-2	1.000	1	4	5	4.7	2	0	4	0	0	8	7.5	
vs Notre Dame	12/21/19	*	31	4-9	.444	0-0	.000	1-3	.333	4	10	14	5.5	1	3	2	0	0	9	7.6	
ARKANSAS	12/29/19	*	27	4-8	.500	0-0	.000	0-0	.000	2	9	11	5.9	2	2	1	0	0	8	7.6	
at Maryland	01/04/20	*	20	4-7	.571	0-0	.000	1-4	.250	7	3	10	6.2	4	1	1	0	0	9	7.7	
NORTHWESTERN	01/08/20	*	30	2-6	.333	0-0	.000	1-1	1.000	4	8	12	6.6	1	0	1	1	0	5	7.5	
OHIO ST.	01/11/20	*	26	3-5	.600	0-0	.000	1-2	.500	1	4	5	6.5	4	1	1	0	1	7	7.5	
at Rutgers	01/15/20	*	32	5-10	.500	0-0	.000	0-1	.000	4	6	10	6.7	1	1	0	0	1	10	7.6	
at Nebraska	01/18/20	*	28	7-8	.875	0-0	.000	2-5	.400	2	3	5	6.6	1	2	2	2	0	16	8.1	
MICHIGAN ST.	01/23/20	*	27	7-12	.583	0-0	.000	0-0	.000	2	4	6	6.6	3	1	1	0	0	14	8.4	
MARYLAND	01/26/20	*	21	3-7	.429	0-0	.000	0-0	.000	2	1	3	6.4	1	0	0	0	0	6	8.3	
at Penn St.	01/29/20	*	14	3-4	.750	0-0	.000	0-0	.000	1	5	6	6.4	3	0	2	0	0	6	8.2	
at Ohio St.	02/01/20	*	22	1-3	.333	0-0	.000	2-4	.500	0	2	2	6.2	2	1	0	1	0	4	8.0	
PURDUE	02/08/20	*	24	4-6	.667	0-0	.000	0-0	.000	1	2	3	6.0	3	0	2	0	0	8	8.0	
IOWA	02/13/20	*	10	1-3	.333	0-0	.000	1-2	.500	0	1	1	5.8	4	0	1	0	0	3	7.8	
at Michigan	02/16/20	*	16	3-10	.300	0-0	.000	0-0	.000	0	1	1	5.6	0	0	0	0	0	6	7.7	
at Minnesota	02/19/20	*	8	0-2	.000	0-0	.000	0-1	.000	1	1	2	5.5	2	0	0	0	0	0	7.4	
PENN ST.	02/23/20	*	6	0-1	.000	0-0	.000	0-0	.000	0	0	0	5.3	3	0	0	0	0	0	7.1	
at Purdue	02/27/20	*	14	2-8	.250	0-0	.000	0-2	.000	4	3	7	5.4	0	0	0	0	1	4	7.0	
at Illinois	03/01/20	*	8	1-1	1.000	0-0	.000	0-0	.000	0	1	1	5.2	3	0	1	0	0	2	6.9	
MINNESOTA	03/04/20	*	28	6-10	.600	0-0	.000	0-3	.000	3	5	8	5.3	2	0	1	1	0	12	7.0	
WISCONSIN	03/07/20		11	0-2	.000	0-0	.000	0-2	.000	0	3	3	5.2	2	0	0	0	0	0	6.8	
Totals			30	610	93-181	.514	0-0	.000	25-56	.446	52	110	162	5.2	63	20	32	10	6	211	6.8



#0 • COOPER BYBEE

JUNIOR • GUARD • 6-1 • 185
ELLETTSVILLE, INDIANA • EDGEWOOD

- Non-scholarship player from Olney (Central CC)... played at nearby Edgewood HS as a prep.
- Hit a three-pointer against Gannon.
- Saw action against WIU and Troy.
- Hit first career 3-pointer in regular season against Princeton... saw action at Wisconsin



#5 • MICHAEL SHIPP

FRESHMAN • GUARD • 6-3 • 185
CINCINNATI, OHIO • MOELLER

- Recently joined the team as a non-scholarship player.
- Saw action against Gannon.
- Saw action against WIU.



#14 • NATHAN CHILDRESS

FRESHMAN • FORWARD • 6-6 • 210
ZIONSVILLE, INDIANA • ZIONSVILLE

- A non-scholarship player who played at Zionsville High School.
- Saw action against Gannon.
- Saw action against WIU.
- Saw action against Troy and had 2 boards... played against Princeton.



#15 • ADRIAN CHAPMAN

SENIOR • GUARD • 6-2 • 190
BROWNSBURG, INDIANA • BROWNSBURG

- Recently joined the team as a non-scholarship player... cousin of former walk-on Quentin Taylor
- Saw action against Gannon.



#22 • JACQUEZ HENDERSON

JUNIOR • FORWARD • 6-2 • 185
WINTER PARK, FLORIDA • THE GENEVA SCHOOL

- Recently joined the team as a non-scholarship player.
- Saw action against Gannon.
- Saw action against WIU.





INDIANA IN THE BIG TEN TOURNAMENT

Opponent - Seed	Result	Location (Site)	Top Scorer	Top Rebounder	Top Assists
<u>1998 (#6 Seed)</u>					
Ohio St. - 11	W, 78-71	Chicago, Ill. (United Center)	Andrae Patterson (25)	William Gladness (7)	Michael Lewis (8)
Purdue - 3	L, 76-71	Chicago, Ill. (United Center)	Andrae Patterson (24)	Andrae Patterson (8)	Michael Lewis (7)
<u>1999 (#3 Seed)</u>					
Illinois - 11	L, 66-82	Chicago, Ill. (United Center)	Larry Richardson (19)	Kirk Haston (6) Larry Richardson (6)	Luke Recker (4) Michael Lewis (4)
<u>2000 (#5 Seed)</u>					
Illinois - 4	L, 69-72	Chicago, Ill. (United Center)	Kirk Haston (16)	Krik Haston (10)	Michael Lewis (7)
<u>2001 (#4 Seed)</u>					
Wisconsin - 5	W, 64-52	Chicago, Ill. (United Center)	Kirk Haston (19)	Jeff Newton (9)	Tom Coverdale (5) Dane Fife (5)
Illinois - 1	W, 58-56	Chicago, Ill. (United Center)	Tom Coverdale (17)	Jared Jeffries (7) Jarrad Odle (7) Tom Coverdale (7)	Tom Coverdale (5) Dane Fife (5)
Iowa - 6	L, 61-63	Chicago, Ill. (United Center)	Kirk Haston (24)	Kirk Haston (12)	Tom Coverdale (5)
<u>2002 (#4 Seed)</u>					
Michigan St. - 5	W, 67-56	Indianapolis, Ind. (Conseco Fieldhouse)	Jared Jeffries (14)	Jeff Newton (7)	Tom Coverdale (7)
Iowa - 9	L, 60-62	Indianapolis, Ind. (Conseco Fieldhouse)	A.J. Moyer (14)	Jeff Newton (8)	Tom Coverdale (3)
<u>2003 (#6 Seed)</u>					
Penn St. - 11	W, 77-49	Chicago, Ill. (United Center)	Jeff Newton (23)	Jeff Newton (7)	Marshall Strickland (6)
Michigan - 3	W, 63-56	Chicago, Ill. (United Center)	A.J. Moyer (18)	Jeff Newton (6)	Tom Coverdale (4) Tom Coverdale (6) Kyle Hornsby (4)
Illinois - 2	L, 72-73	Chicago, Ill. (United Center)	Tom Coverdale (21)	Jeff Newton (9)	Bracey Wright (3) Tom Coverdale (3)
<u>2004 (#8 Seed)</u>					
Ohio St. - 9	W, 83-69	Indianapolis, Ind. (Conseco Fieldhouse)	Bracey Wright (20)	A.J. Moyer (8)	Ryan Tapak (11)
Illinois - 1	L, 59-71	Indianapolis, Ind. (Conseco Fieldhouse)	Mark Johnson (16)	George Leach (11)	Ryan Tapak (3)
<u>2005 (#4 Seed)</u>					
Minnesota - 5	L, 55-71	Chicago, Ill. (United Center)	D.J. White (21)	D.J. White (10)	Robert Vaden (4) Bracey Wright (4) Marshall Strickland (4)
<u>2006 (#5 Seed)</u>					
Wisconsin - 4	W, 61-56	Indianapolis, Ind. (Conseco Fieldhouse)	M. Killingsworth (20)	M. Killingsworth (12)	Robert Vaden (4) Marshall Strickland (4)
Ohio St. - 1	L, 52-51	Indianapolis, Ind. (Conseco Fieldhouse)	Roderick Wilmont (16)	M. Killingsworth (10)	Earl Calloway (6)
<u>2007 (#3 Seed)</u>					
Illinois - 6	L, 54-58 (OT)	Chicago, Ill. (United Center)	Armon Bassett (18)	D.J. White (13)	Earl Calloway (6)
<u>2008 (#3 Seed)</u>					
Minnesota - 6	L, 58-59	Indianapolis, Ind. (Conseco Fieldhouse)	D.J. White (23)	D.J. White (13)	Armon Bassett (3)



INDIANA IN THE BIG TEN TOURNAMENT (continued)

Opponent - Seed	Result	Location (Site)	Top Scorer	Top Rebounder	Top Assists
<u>2009 (#11 Seed)</u>					
Penn St. - 6	L, 51-66	Indianapolis, Ind. (Conseco Fieldhouse)	Verdell Jones III (23)	Tom Pritchard (9)	Brett Finkelmeier (2) Verdell Jones III (2) Nick Williams (2)
<u>2010 (#10 Seed)</u>					
Northwestern - 7	L, 58-73	Indianapolis, Ind. (Conseco Fieldhouse)	Verdell Jones III (20)	Derek Elston (9)	Verdell Jones III (6)
<u>2011 (#11 Seed)</u>					
Penn St. - 6	L, 55-61	Indianapolis, Ind. (Conseco Fieldhouse)	Christian Watford (15)	Victor Oladipo (6)	Jordan Hulls (5)
<u>2012 (#5 Seed)</u>					
Penn St. - 12	W, 75-58	Indianapolis, Ind. (Bankers Life Fieldhouse)	Jordan Hulls (20)	Watford/Oladipo/Zeller (10)	4 players with 2
Wisconsin - 4	L, 71-79	Indianapolis, Ind. (Bankers Life Fieldhouse)	Hulls/Watford/Zeller (17)	Watford (10)	Oladipo (4)
<u>2013 (#1 Seed)</u>					
Illinois - 8	W, 80-64	Chicago, Ill. (United Center)	Cody Zeller (24)	Victor Oladipo (11)	Jordan Hulls (7)
Wisconsin - 4	L, 56-68	Chicago, Ill. (United Center)	Christian Watford (14)	Cody Zeller (13)	Yogi Ferrell (3) Victor Oladipo (3)
<u>2014 (#8 Seed)</u>					
Illinois - 9	L, 54-64	Indianapolis, Ind. (Bankers Life Fieldhouse)	Yogi Ferrell (14)	Jeremy Hollowell (6)	Will Sheehey (5)
<u>2015 (#7 Seed)</u>					
Northwestern - 10	W, 71-56	Chicago, Ill. (United Center)	J. Blackmon Jr. (25)	Troy Williams (12)	J. Blackmon Jr. (7)
Maryland - 2	L, 69-75	Chicago, Ill. (United Center)	Kevin "Yogi" Ferrell (18)	Emmitt Holt (12)	Kevin "Yogi" Ferrell (3)
<u>2016 (#1 Seed)</u>					
Michigan - 8	L, 69-72	Indianapolis, Ind. (Bankers Life Fieldhouse)	Troy Williams (16)	Thomas Bryant (7)	Kevin "Yogi" Ferrell (8)
<u>2017 (#10 Seed)</u>					
Iowa - 7	W, 95-73	Washington, D.C. (Verizon Center)	J. Blackmon Jr. (23)	Blackmon Jr./Morgan (8)	Blackmon Jr./Johnson (4)
Wisconsin - 2	L, 60-70	Washington, D.C. (Verizon Center)	J. Blackmon Jr. (17)	Blackmon Jr. (8)	Josh Newkirk (3)
<u>2018 (#6 Seed)</u>					
Rutgers - 14	L, 69-76	New York City, NY (Madison Square Garden)	J. Morgan (15)	Juwan Morgan (9)	Johnson/Morgan (4)
<u>2019 (#9 Seed)</u>					
Ohio State - 8	L, 75-79	Chicago, Ill. (United Center)	Devonte Green (26)	Juwan Morgan (7)	Romeo Langford (5)



ALL-TIME RECORD BY SCHOOL

Team	W	L	Pct.	1st	2nd
Michigan St.	32	16	.667	6	1
Ohio St.@	27	15	.643	4	4
Illinois	28	20	.583	2	4
Wisconsin	25	19	.568	3	4
Michigan*	23	18	.561	2	2
Iowa	17	20	.459	2	1
Minnesota#	16	20	.444	0	1
Purdue	14	21	.400	1	3
Penn St.	14	22	.389	0	1
Nebraska	5	8	.385	0	0
Rutgers	3	5	.375	0	0
Indiana	12	22	.333	0	1
Northwestern	9	22	.390	0	0
Maryland	2	5	.286	0	0

ALL-TIME RECORD BY SEED

Seed	W	L	Pct.	1st	2nd
#1	37	13	.740	9	2
#2	28	14	.666	6	3
#3	22	19	.536	2	5
#4	16	21	.432	1	3
#5	16	21	.432	1	1
#6	31	20	.607	1	2
#7	17	22	.435	0	0
#8	20	20	.500	1	1
#9	9	22	.290	0	1
#10	11	21	.355	0	1
#11	8	22	.267	0	1
#12	3	8	.273	0	0
#13	5	5	.500	-	-
#14	3	5	.475	0	0

INDIANA RECORD BY SEEDING

as No. 1 Seed	1-2
as No. 2 Seed	0-0
as No. 3 Seed	0-3
as No. 4 Seed	3-3
as No. 5 Seed	2-3
as No. 6 Seed	3-3
as No. 7 Seed	1-1
as No. 8 Seed	1-2
as No. 9 Seed	0-1
as No. 10 Seed	1-2
as No. 11 Seed	0-2
as No. 12 Seed	0-0
as No. 13 Seed	0-0
as No. 14 Seed	0-0

INDIANA RECORD VS. SEEDS

vs. No. 1 Seed	1-2
vs. No. 2 Seed	0-3
vs. No. 3 Seed	1-1
vs. No. 4 Seed	1-2
vs. No. 5 Seed	2-1
vs. No. 6 Seed	0-5
vs. No. 7 Seed	1-1
vs. No. 8 Seed	0-2
vs. No. 9 Seed	1-2
vs. No. 10 Seed	1-0
vs. No. 11 Seed	2-1
vs. No. 12 Seed	1-0
vs. No. 13 Seed	0-0
vs. No. 14 Seed	0-1

INDIANA RECORD VS. OPPONENT

Illinois	1-6
Iowa	1-2
Maryland	0-1
Michigan	1-1
Michigan St.	1-0
Minnesota	0-2
Northwestern	1-1
Ohio St.	2-2
Penn St.	2-2
Purdue	0-1
Rutgers	0-1
Wisconsin	2-2

INDIANA RECORD BY ROUND

First Round	4-4
Second Round	2-2
Quarterfinals	4-11
Semifinals	1-3
Championship	0-1

INDIANA ALL-TOURNAMENT SELECTIONS

Tom Coverdale	2001, 2003
Kirk Haston	2001
Jared Jeffries	2001
Cody Zeller	2013

ALL-TIME HEAD COACH RECORDS

Coach, School	W	L	Pct.
Thad Matta, OSU	23	9	.719
Bill Self, ILL	5	2	.714
Steve Alford, IOWA	13	6	.684
Tom Izzo, MSU	32	16	.667
John Beilein, MICH	20	10	.667
Lon Kruger, ILL	6	3	.667
Bo Ryan, WIS	17	11	.607
Bruce Weber, ILL	12	8	.600
Dick Bennett, WIS	4	3	.571
Mike Davis, IND	7	6	.539
Tubby Smith, MINN	7	6	.538
Greg Gard, WIS	4	4	.500
Steve Pikiell, RUT	3	3	.500
Matt Painter, PUR	11	13	.458
Richard Pitino, MINN	5	6	.455
John Groce, ILL	4	5	.444
Jim O'Brien, OSU@	3	4	.429
Tim Miles, NEB	5	7	.417
Jerry Dunn, PSU	4	6	.400
Ed DeChellis, PSU	5	8	.385
Patrick Chambers, PSU	5	8	.385
Dan Monson, MINN	4	7	.364
Tommy Amaker, MICH	3	6	.333
Chris Collins, NU	3	6	.333
Chris Holtmann, OSU	1	2	.333
Brad Underwood, ILL	1	2	.333
Fran McCaffery, IOWA	4	9	.308
Tom Crean, IND	4	9	.308
Mark Turgeon, MD	2	5	.286
Bill Carmody, NU	5	13	.278
Gene Keady, PUR	3	8	.273
Bob Knight, IND	1	3	.250
Kevin O'Neil, NU	1	3	.250
Dan Dakich, IND	0	1	.000
Jim Molinari, MINN	0	1	.000
Doc Sadler, NEB	0	1	.000
Kelvin Sampson, IND	0	1	.000
Brad Soderberg, WIS	0	1	.000
Archie Miller, IND	0	2	.000
Tom Davis, IOWA	0	2	.000
Brian Ellerbe, MICH*	0	2	.000
Eddie Jordan, RUT	0	2	.000
Todd Lickliter, IOWA	0	3	.000

Current Big Ten Head Coaches in Italics

- 1998, 1999 Minnesota appearances voided; record adjusted by NCAA Committee on Infractions

* - Due to NCAA sanctions, Michigan had to vacate the records from the 1992-93, 1995-95, 1996-97, 1997-98, 1998-99 season

@ - due to NCAA sanctions, Ohio St. has vacated the records of 34 games in 98-99, 16 games in 1999-00 and the entire 2000-01 and 01-02 seasons



INDIANA BIG TEN TOURNAMENT - GAME-BY-GAME RESULTS

1998 Big Ten Tournament • Chicago, Ill. (United Center)

Opponent	FG	FGA	Pct.	3FG	3FGA	Pct.	FT	FTA	Pct.	Off.	Def.	Tot	PF	A	TO	Blk	Stl.	1-2-OT
----------	----	-----	------	-----	------	------	----	-----	------	------	------	-----	----	---	----	-----	------	--------

First Round, March 5, 1998

Ohio St. (71)	27	64	.422	5	14	.357	12	19	.632	16	22	38	26	16	11	4	6	23-48
Indiana (78)	24	51	.471	7	16	.438	23	33	.697	10	27	37	18	19	10	1	4	30-48

Opponent	FG	FGA	Pct.	3FG	3FGA	Pct.	FT	FTA	Pct.	Off.	Def.	Tot	PF	A	TO	Blk	Stl.	1-2-OT
----------	----	-----	------	-----	------	------	----	-----	------	------	------	-----	----	---	----	-----	------	--------

Quarterfinals, March 6, 1998

Indiana (71)	28	62	.452	9	19	.474	6	10	.600	8	22	30	19	22	11	0	6	35-36
Purdue (76)	26	62	.419	7	24	.292	17	24	.708	17	27	44	13	19	13	0	5	33-43

1999 Big Ten Tournament • Chicago, Ill. (United Center)

Opponent	FG	FGA	Pct.	3FG	3FGA	Pct.	FT	FTA	Pct.	Off.	Def.	Tot	PF	A	TO	Blk	Stl.	1-2-OT
----------	----	-----	------	-----	------	------	----	-----	------	------	------	-----	----	---	----	-----	------	--------

Quarterfinals, March 5, 1999

Illinois (82)	28	64	.438	8	17	.471	18	26	.692	22	29	51	18	17	13	0	5	35-47
Indiana (66)	23	53	.434	6	23	.261	14	21	.667	7	19	26	27	17	13	2	5	37-35

2000 Big Ten Tournament • Chicago, Ill. (United Center)

Opponent	FG	FGA	Pct.	3FG	3FGA	Pct.	FT	FTA	Pct.	Off.	Def.	Tot	PF	A	TO	Blk	Stl.	1-2-OT
----------	----	-----	------	-----	------	------	----	-----	------	------	------	-----	----	---	----	-----	------	--------

Quarterfinals, March 10, 2000

Indiana (69)	23	63	.365	5	19	.263	18	29	.621	18	28	46	20	16	18	2	7	33-36
Illinois (72)	27	63	.429	4	18	.222	14	23	.609	10	29	39	24	21	14	6	7	36-36

2001 Big Ten Tournament • Chicago, Ill. (United Center)

Opponent	FG	FGA	Pct.	3FG	3FGA	Pct.	FT	FTA	Pct.	Off.	Def.	Tot	PF	A	TO	Blk	Stl.	1-2-OT
----------	----	-----	------	-----	------	------	----	-----	------	------	------	-----	----	---	----	-----	------	--------

Quarterfinals, March 9, 2001

Wisconsin (52)	20	53	.377	5	16	.313	7	10	.700	7	18	25	26	14	13	0	7	28-24
Indiana (64)	19	41	.463	0	6	.000	26	35	.743	8	28	36	14	13	14	4	2	24-40

Opponent	FG	FGA	Pct.	3FG	3FGA	Pct.	FT	FTA	Pct.	Off.	Def.	Tot	PF	A	TO	Blk	Stl.	1-2-OT
----------	----	-----	------	-----	------	------	----	-----	------	------	------	-----	----	---	----	-----	------	--------

Semifinals, March 10, 2001

Indiana (58)	23	49	.469	5	17	.294	7	14	.500	11	25	36	20	15	15	4	7	26-32
Illinois (56)	18	55	.327	6	22	.273	14	20	.700	16	18	54	17	12	12	4	7	29-27

Opponent	FG	FGA	Pct.	3FG	3FGA	Pct.	FT	FTA	Pct.	Off.	Def.	Tot	PF	A	TO	Blk	Stl.	1-2-OT
----------	----	-----	------	-----	------	------	----	-----	------	------	------	-----	----	---	----	-----	------	--------

Championship, March 11, 2001

Iowa (63)	20	46	.435	5	14	.357	18	30	.600	11	22	33	19	12	11	3	3	26-37
Indiana (61)	23	50	.460	3	14	.214	12	19	.632	10	23	33	23	13	10	7	5	32-29

2002 Big Ten Tournament • Indianapolis, Ind. (Conseco Fieldhouse)

Opponent	FG	FGA	Pct.	3FG	3FGA	Pct.	FT	FTA	Pct.	Off.	Def.	Tot	PF	A	TO	Blk	Stl.	1-2-OT
----------	----	-----	------	-----	------	------	----	-----	------	------	------	-----	----	---	----	-----	------	--------

Quarterfinals, March 8, 2002

Michigan St. (56)	23	51	.451	3	13	.231	7	12	.583	11	19	30	20	10	21	0	5	24-32
Indiana (67)	25	48	.521	4	13	.308	13	20	.650	8	22	30	14	12	16	1	10	33-34

Opponent	FG	FGA	Pct.	3FG	3FGA	Pct.	FT	FTA	Pct.	Off.	Def.	Tot	PF	A	TO	Blk	Stl.	1-2-OT
----------	----	-----	------	-----	------	------	----	-----	------	------	------	-----	----	---	----	-----	------	--------

Semifinals, March 9, 2002

Iowa (62)	18	52	.346	7	15	.467	19	26	.731	17	19	36	23	7	14	1	8	30-32
Indiana (60)	20	51	.392	5	17	.294	15	21	.714	16	21	37	23	9	14	10	6	33-27

2003 Big Ten Tournament • Chicago, Ill. (United Center)

Opponent	FG	FGA	Pct.	3FG	3FGA	Pct.	FT	FTA	Pct.	Off.	Def.	Tot	PF	A	TO	Blk	Stl.	1-2-OT
----------	----	-----	------	-----	------	------	----	-----	------	------	------	-----	----	---	----	-----	------	--------

First Round, March 13, 2003

Penn St. (49)	20	53	.377	5	15	.333	4	7	.571	6	22	28	21	9	11	2	4	24-25
Indiana (77)	26	50	.520	7	13	.538	18	26	.692	8	29	37	13	23	8	8	4	36-41

Opponent	FG	FGA	Pct.	3FG	3FGA	Pct.	FT	FTA	Pct.	Off.	Def.	Tot	PF	A	TO	Blk	Stl.	1-2-OT
----------	----	-----	------	-----	------	------	----	-----	------	------	------	-----	----	---	----	-----	------	--------

Quarterfinals, March 14, 2003

Indiana (63)	18	47	.383	4	24	.167	23	29	.793	8	21	29	18	13	4	4	3	25-38
Michigan (56)	20	52	.385	6	18	.333	10	13	.769	13	25	38	26	15	12	0	2	30-26

Opponent	FG	FGA	Pct.	3FG	3FGA	Pct.	FT	FTA	Pct.	Off.	Def.	Tot	PF	A	TO	Blk	Stl.	1-2-OT
----------	----	-----	------	-----	------	------	----	-----	------	------	------	-----	----	---	----	-----	------	--------

Semifinals, March 15, 2003

Indiana (72)	21	46	.457	8	16	.500	22	31	.710	14	23	37	23	9	17	3	3	21-51
Illinois (73)	22	53	.415	5	16	.313	24	31	.774	11	17	28	22	16	9	4	9	37-36



INDIANA BIG TEN TOURNAMENT - GAME-BY-GAME RESULTS

2004 Big Ten Tournament • Indianapolis, Ind. (Conseco Fieldhouse)

Opponent	FG	FGA	Pct.	3FG	3FGA	Pct.	FT	FTA	Pct.	Off.	Def.	Tot	PF	A	TO	Blk	Stl.	1-2-OT
First Round, March 11, 2004																		
Ohio St. (69)	23	42	.548	5	14	.357	18	24	.750	6	19	25	21	12	14	1	1	35-34
Indiana (83)	28	54	.519	10	29	.345	17	18	.944	7	17	24	23	21	7	2	5	41-42

Opponent	FG	FGA	Pct.	3FG	3FGA	Pct.	FT	FTA	Pct.	Off.	Def.	Tot	PF	A	TO	Blk	Stl.	1-2-OT
Quarterfinals, March 12, 2004																		
Indiana (59)	19	55	.345	7	26	.269	14	19	.737	16	21	37	18	12	14	5	4	21-38
Illinois (71)	25	56	.446	8	18	.444	13	17	.765	12	24	36	18	14	11	3	7	28-43

2005 Big Ten Tournament • Chicago, Ill. (United Center)

Opponent	FG	FGA	Pct.	3FG	3FGA	Pct.	FT	FTA	Pct.	Off.	Def.	Tot	PF	A	TO	Blk	Stl.	1-2-OT
Quarterfinals, March 8, 2005																		
Minnesota (71)	23	51	.451	6	12	.500	19	28	.679	11	30	41	17	14	10	8	5	34-37
Indiana (55)	19	57	.333	6	15	.400	11	20	.550	14	21	35	20	15	11	5	3	28-27

2006 Big Ten Tournament • Indianapolis, Ind. (Conseco Fieldhouse)

Opponent	FG	FGA	Pct.	3FG	3FGA	Pct.	FT	FTA	Pct.	Off.	Def.	Tot	PF	A	TO	Blk	Stl.	1-2-OT
Quarterfinals, March 10, 2006																		
Wisconsin (56)	21	64	.328	2	17	.118	12	18	.667	18	22	40	16	2	10	2	1	19-37
Indiana (61)	25	50	.500	6	19	.316	5	11	.455	8	29	37	18	13	14	1	5	15-46

Opponent	FG	FGA	Pct.	3FG	3FGA	Pct.	FT	FTA	Pct.	Off.	Def.	Tot	PF	A	TO	Blk	Stl.	1-2-OT
Semifinals, March 11, 2006																		
Indiana (51)	21	63	.333	5	22	.227	4	8	.500	13	29	42	15	11	10	3	4	26-25
Ohio St. (52)	19	58	.328	5	27	.185	9	12	.750	12	31	43	15	13	11	4	3	25-27

2007 Big Ten Tournament • Chicago, Ill. (United Center)

Opponent	FG	FGA	Pct.	3FG	3FGA	Pct.	FT	FTA	Pct.	Off.	Def.	Tot	PF	A	TO	Blk	Stl.	1-2-OT
Quarterfinals, March 9, 2007																		
Illinois (58)	19	53	.358	5	15	.333	15	27	.556	13	29	42	15	12	10	3	7	21-29-8
Indiana (54)	16	51	.314	6	21	.286	16	20	.800	8	28	36	26	10	10	4	6	24-26-4

2008 Big Ten Tournament • Indianapolis, Ind. (Conseco Fieldhouse)

Opponent	FG	FGA	Pct.	3FG	3FGA	Pct.	FT	FTA	Pct.	Off.	Def.	Tot	PF	A	TO	Blk	Stl.	1-2-OT
Quarterfinals, March 14, 2008																		
Minnesota (59)	19	56	.339	6	19	.316	15	16	.938	16	26	42	23	11	13	2	2	34-25
Indiana (58)	16	50	.320	1	14	.071	25	37	.676	15	21	36	17	8	7	8	5	27-31

2009 Big Ten Tournament • Indianapolis, Ind. (Conseco Fieldhouse)

Opponent	FG	FGA	Pct.	3FG	3FGA	Pct.	FT	FTA	Pct.	Off.	Def.	Tot	PF	A	TO	Blk	Stl.	1-2-OT
First Round, March 12, 2009																		
Indiana (51)	18	49	.367	6	14	.429	9	16	.563	12	17	29	19	9	15	1	6	25-26
Penn St. (66)	27	55	.491	8	23	.348	4	13	.308	15	22	37	18	15	14	3	10	38-28

2010 Big Ten Tournament • Indianapolis, Ind. (Conseco Fieldhouse)

Opponent	FG	FGA	Pct.	3FG	3FGA	Pct.	FT	FTA	Pct.	Off.	Def.	Tot	PF	A	TO	Blk	Stl.	1-2-OT
First Round, March 11, 2010																		
Indiana (58)	20	46	.435	5	15	.333	13	17	.765	14	19	33	21	10	19	2	2	30-28
Northwestern (73)	24	58	.414	7	31	.226	18	20	.900	17	14	31	20	17	7	5	10	27-46

2011 Big Ten Tournament • Indianapolis, Ind. (Conseco Fieldhouse)

Opponent	FG	FGA	Pct.	3FG	3FGA	Pct.	FT	FTA	Pct.	Off.	Def.	Tot	PF	A	TO	Blk	Stl.	1-2-OT
First Round, March 10, 2011																		
Indiana (55)	22	45	.489	4	18	.222	7	11	.636	6	17	23	19	13	10	4	10	27-28
Penn St. (61)	22	28	.458	6	16	.375	11	20	.550	15	19	34	10	11	11	1	4	28-33

2012 Big Ten Tournament • Indianapolis, Ind. (Bankers Life Fieldhouse)

Opponent	FG	FGA	Pct.	3FG	3FGA	Pct.	FT	FTA	Pct.	Off.	Def.	Tot	PF	A	TO	Blk	Stl.	1-2-OT
First Round, March 8, 2011																		
Penn St. (58)	19	55	.345	8	17	.471	12	16	.750	10	19	29	28	8	10	8	8	32-26
Indiana (75)	19	52	.365	8	18	.444	29	36	.806	16	29	45	16	11	11	2	4	38-37

Opponent	FG	FGA	Pct.	3FG	3FGA	Pct.	FT	FTA	Pct.	Off.	Def.	Tot	PF	A	TO	Blk	Stl.	1-2-OT
Quarterfinals, March 9, 2011																		
Indiana (71)	25	51	.490	3	6	.500	18	22	.818	10	20	30	16	8	10	0	1	31-40
Wisconsin (79)	27	56	.482	13	26	.500	12	16	.750	11	17	28	16	16	7	2	4	36-43



INDIANA BIG TEN TOURNAMENT - GAME-BY-GAME RESULTS

2013 Big Ten Tournament • Chicago, Ill. (United Center)

Opponent	FG	FGA	Pct.	3FG	3FGA	Pct.	FT	FTA	Pct.	Off.	Def.	Tot	PF	A	TO	Blk	Stl.	1-2-OT
Second Round, March 15, 2013																		
Illinois (64)	20	58	.345	5	17	.294	19	21	.905	13	13	26	20	6	12	5	3	21-43
Indiana (80)	27	50	.540	5	17	.294	21	24	.875	11	27	38	19	16	14	6	9	35-45

Opponent	FG	FGA	Pct.	3FG	3FGA	Pct.	FT	FTA	Pct.	Off.	Def.	Tot	PF	A	TO	Blk	Stl.	1-2-OT
Quarterfinals, March 16, 2013																		
Indiana (56)	21	55	.382	5	17	.294	9	14	.643	11	19	30	21	10	13	2	9	31-25
Wisconsin (68)	25	49	.510	7	18	.389	11	18	.611	11	24	35	13	15	15	10	9	34-34

2014 Big Ten Tournament • Indianapolis, Ind. (Bankers Life Fieldhouse)

Opponent	FG	FGA	Pct.	3FG	3FGA	Pct.	FT	FTA	Pct.	Off.	Def.	Tot	PF	A	TO	Blk	Stl.	1-2-OT
First Round, March 13, 2014																		
Illinois (64)	20	50	.400	6	15	.400	18	22	.818	9	23	32	16	10	10	6	8	30-34
Indiana (54)	18	51	.353	6	20	.300	12	15	.800	12	23	35	18	15	16	4	3	28-26

2015 Big Ten Tournament • Chicago, Ill. (United Center)

Opponent	FG	FGA	Pct.	3FG	3FGA	Pct.	FT	FTA	Pct.	Off.	Def.	Tot	PF	A	TO	Blk	Stl.	1-2-OT
Second Round, March 12, 2015																		
Northwestern (56)	20	46	.435	5	12	.417	11	16	.688	5	20	25	16	12	9	5	5	22-34
Indiana (71)	27	65	.415	11	32	.344	6	10	.600	20	22	42	15	19	8	6	5	36-35

Opponent	FG	FGA	Pct.	3FG	3FGA	Pct.	FT	FTA	Pct.	Off.	Def.	Tot	PF	A	TO	Blk	Stl.	1-2-OT
Quarterfinals, March 13, 2015																		
Indiana (69)	22	62	.355	7	24	.292	18	22	.818	18	19	37	24	9	9	6	7	40-29
Maryland (75)	22	49	.449	6	14	.429	25	33	.758	11	25	36	18	12	11	3	4	42-33

2016 Big Ten Tournament • Indianapolis, Ind. (Bankers Life Fieldhouse)

Opponent	FG	FGA	Pct.	3FG	3FGA	Pct.	FT	FTA	Pct.	Off.	Def.	Tot	PF	A	TO	Blk	Stl.	1-2-OT
Quarterfinals, March 11, 2016																		
Michigan (72)	26	56	.317	6	21	.222	14	16	.467	9	16	25	20	18	10	3	7	36-36
Indiana (69)	24	53	.312	4	17	.190	17	21	.447	15	22	37	17	13	15	7	6	37-32

2017 Big Ten Tournament • Washington, D.C. (Verizon Center)

Opponent	FG	FGA	Pct.	3FG	3FGA	Pct.	FT	FTA	Pct.	Off.	Def.	Tot	PF	A	TO	Blk	Stl.	1-2-OT
Second Round, March 9, 2017																		
Indiana (95)	35	58	.603	12	20	.600	13	19	.684	6	32	38	17	17	17	8	6	43-52
Iowa (73)	29	65	.446	9	26	.346	6	10	.600	8	21	29	15	17	12	3	10	40-33

Opponent	FG	FGA	Pct.	3FG	3FGA	Pct.	FT	FTA	Pct.	Off.	Def.	Tot	PF	A	TO	Blk	Stl.	1-2-OT
Quarterfinals, March 10, 2017																		
Indiana (60)	23	56	.411	9	22	.409	5	9	.556	11	25	36	14	7	12	6	2	27-33
Wisconsin (70)	27	57	.474	10	22	.455	6	11	.545	9	24	33	11	15	7	0	6	33-37

2018 Big Ten Tournament • New York City, NY (Madison Square Garden)

Opponent	FG	FGA	Pct.	3FG	3FGA	Pct.	FT	FTA	Pct.	Off.	Def.	Tot	PF	A	TO	Blk	Stl.	1-2-OT
Second Round, March 1, 2018																		
Indiana (69)	19	53	.358	6	24	.250	25	29	.862	10	21	31	19	12	11	2	6	28-41
Rutgers (76)	29	50	.580	4	8	.500	14	18	.778	2	27	29	19	6	11	1	8	29-47

2019 Big Ten Tournament • Chicago, Ill. (United Center)

Opponent	FG	FGA	Pct.	3FG	3FGA	Pct.	FT	FTA	Pct.	Off.	Def.	Tot	PF	A	TO	Blk	Stl.	1-2-OT
Second Round, March 14, 2019																		
Indiana (75)	27	62	.435	11	27	.407	10	15	.667	9	24	33	18	18	17	6	9	28-47
Ohio State (79)	28	62	.452	8	22	.364	15	18	.833	11	27	38	16	22	16	4	12	35-44



INDIANA INDIVIDUAL BIG TEN TOURNAMENT RECORDS (SINGLE GAME)

POINTS

26 Devonte Green, vs. Ohio State, 3/14/19

Opponent

30 Rob Wilson, Wisconsin, 3/9/12

REBOUNDS

13 D.J. White, vs. Illinois, 3/9/07

Opponent

13 Kaleb Wesson, Ohio State, 3/14/19

ASSISTS

11 Ryan Tapak, vs. Ohio St., 3/11/04

Opponent

12 Derrick Walton Jr., Michigan, 3/11/16

7 Dee Brown, Illinois, 3/15/03

7 Deron Williams, Illinois, 3/12/04

FIELD GOALS

11 Andrae Patterson, vs. Ohio St., 3/5/98

Opponent

11 Rob Wilson, Wisconsin, 3/9/12

FIELD GOAL ATTEMPTS

23 Andrae Patterson, vs. Purdue, 3/6/98

Opponent

24 Tim Frazier, Penn St., 3/8/12

FIELD GOAL PERCENTAGE

1.000 De'Ron Davis (7-7), vs. Iowa, 3/9/17

1.000 OG Anunoby (6-6), vs. Michigan, 3/11/16

1.000 A.J. Moye (6-6), vs. Michigan, 3/14/03

1.000 De'Ron Davis (3-3) vs. Ohio State, 3/14/19

.833 A.J. Moye (5-6), vs. Iowa, 3/9/02

.833 Jeff Newton (5-6), vs. Wisconsin, 3/9/01

.818 Cody Zeller (9-11), vs. Illinois, 3/15/13

.777 James Blackmon Jr. (7-9), vs. Iowa, 3/9/17

Opponent

1.000 Ahmad Wagner (2-2), Iowa, 3/9/17

1.000 Mark Donnal (6-6), Michigan, 3/11/16

1.000 Moritz Wagner (3-3), Michigan, 3/11/16

.777 Ethan Happ (7-9), Wisconsin, 3/10/17

.750 Janelle Cornley (9-12), Penn St., 3/12/09

.692 Keyshawn Woods (9-13), Ohio State, 3/14/19

3-POINT FIELD GOALS

8 Devonte Green, vs. Ohio State, 3/14/19

5 James Blackmon Jr., vs. Northwestern, 3/12/15

4 James Blackmon Jr., vs. Iowa, 3/9/17

4 Jordan Hulls, vs. Penn St., 3/8/12

4 Verdell Jones III, vs. Penn St., 3/12/09

4 A.J. Guyton, vs. Ohio St., 3/5/98

4 A.J. Guyton, vs. Illinois, 3/5/99

Opponent

7 Rob Wilson, Wisconsin, 3/9/12

4 Bronson Koenig, Wisconsin, 3/10/17

4 Tim Frazier, Penn St., 3/8/12

4 John Shurna, Northwestern, 3/11/10

4 Chad Austin, Purdue, 3/6/98

4 Cory Bradford, Illinois, 3/5/99

4 Brody Boyd, Iowa, 3/11/01

4 Luther Head, Illinois, 3/12/04

4 Aaron Robinson, Minnesota, 3/11/05

3-POINT FIELD GOAL ATTEMPTS

12 A.J. Guyton, vs. Illinois, 3/5/99

12 Tom Coverdale, vs. Michigan, 3/14/03

Opponent

11 Jordan Bohannon, Iowa, 3/9/17

3-POINT FIELD GOAL PERCENTAGE

1.000 Verdell Jones III (4-4), vs. Penn St., 3/12/09

.800 Devonte Green (8-10), vs. Ohio State, 3/14/19

.800 James Blackmon Jr. (4-5) vs. Iowa, 3/9/17

.667 Jordan Hulls (4-6), vs. Penn St., 3/8/12

.571 A.J. Guyton (4-7), vs. Ohio St., 3/5/98

Opponent

1.000 John Shurna (4-4), Northwestern, 3/11/10

.800 Cory Bradford (4-5), Illinois, 3/5/99

FREE THROWS

11 Cody Zeller, vs. Penn St., 3/8/12

10 Christian Watford, vs. Penn St., 3/8/12

10 Jared Jeffries, vs. Wisconsin, 3/9/01

Opponent

12 Reggie Evans, Iowa, 3/9/02

11 Brian Cook, Illinois, 3/15/03

11 Brandon Paul, Illinois, 3/15/13

FREE THROW ATTEMPTS

15 Cody Zeller, vs. Penn St., 3/8/12

13 Bracey Wright, vs. Illinois, 3/15/03

Opponent

12 Brian Cook, Illinois, 3/15/03

12 Reggie Evans, Iowa, 3/9/02

12 Brandon Paul, Illinois, 3/15/13

FREE THROW PERCENTAGE

1.000 Christian Watford (10-10), vs. Penn St., 3/8/12

1.000 Troy Williams (6-6) vs. Maryland, 3/13/15

1.000 Tom Coverdale (6-6), vs. Iowa, 3/9/02

1.000 Kevin "Yogi" Ferrell (6-6), vs. Illinois, 3/13/14

1.000 Verdell Jones III (5-5), vs. Penn St., 3/12/09

1.000 Aljami Durham (3-3), vs. Ohio St. 3/14/19

Opponent

1.000 Fess Hawkins (8-8), Illinois, 3/5/99

1.000 Zak Irvin (6-6), Michigan, 3/11/16

1.000 Jared Berggren (5-5), Wisconsin, 3/9/12

BLOCKS

7 Jeff Newton, vs. Iowa, 3/9/02

5 Thomas Bryant, vs. Iowa, 3/9/17

5 D.J. White, vs. Minnesota, 3/11/05

Opponent

5 Nnanna Egwu, Illinois, 3/13/14

STEALS

5 Dane Fife, vs. Michigan St., 3/8/02

5 Tom Coverdale, vs. Michigan St., 3/5/02

4 Dane Fife, vs. Iowa, 3/11/01

4 Jeremiah Rivers, vs. Penn St., 3/10/11

4 Victor Oladipo, vs. Wisconsin, 3/16/13

Opponent

5 Isaiah Moss, Iowa, 3/9/17

5 Tim Frazier, Penn St., 3/8/12

4 Talor Battle, Penn St., 3/12/09

**INDIANA INDIVIDUAL BIG TEN TOURNAMENT RECORDS (TOTALS)****OVERALL TOURNAMENT TOTALS****POINTS**

59 Kirk Haston, 2001

FIELD GOALS

24 Kirk Haston, 2001

FIELD GOAL ATTEMPTS

55 Kirk Haston, 2001

FIELD GOAL PERCENTAGE

.700 (14-20) Jordan Hulls, 2012

3-POINT FIELD GOALS

9 Tom Coverdale, 2003

3-POINT FIELD GOAL ATTEMPTS

24 Tom Coverdale, 2003

3-POINT FIELD GOAL PERCENTAGE

.800 Devonte Green (8-10), 2019

.714 Jordan Hulls (5-7), 2012

.462 A.J. Guyton (6-13), 1998

FREE THROWS

18 Cody Zeller, 2012

15 Christian Watford, 2012

15 Jared Jeffries, 2001

FREE THROW ATTEMPTS

23 Cody Zeller, 2012

22 Jared Jeffries, 2001

FREE THROW PERCENTAGE

1.000 Christian Watford (15-15), 2012

1.000 Tom Coverdale (9-9), 2002

.833 A.J. Guyton (10-12), 1998

REBOUNDS

21 Troy Williams, 2015

21 Jared Jeffries, 2001

20 Cody Zeller, 2013

ASSISTS

15 Michael Lewis, 1998

15 Tom Coverdale, 2001

BLOCKS

8 George Leach, 2003

STEALS

7 Tom Coverdale, 2002

6 Dane Fife, 2001



INDIANA VS. MARYLAND

All-Time Series 8-8
Big Ten Tournament 0-1

12/29/33	W	30-17	College Park
12/20/34	W	30-25	College Park
12/28/59	W	72-63	Louisville
3/14/81	W	99-64	Dayton
4/2/02	L	52-64	Atlanta
12/3/02	W	80-74*	Indianapolis
12/1/09	L	68-80	Bloomington
1/22/15	W	89-70	Bloomington
2/11/15	L	66-68	College Park
3/13/15	L	69-75	Indianapolis
3/6/16	W	80-62	Bloomington
1/10/17	L	72-75	College Park
1/22/18	W	71-68	Bloomington
1/11/19	L	75-78	College Park
1/4/20	L	59-75	College Park
1/26/20	L	76-77	Bloomington

* - Indicates Number of Overtimes played

ACTIVE INDIANA PLAYERS CAREER VS. MARYLAND

#	Player	gp-gs	min	avg	Total		3-Point		F-Throw		Rebounds											
					fg-fga	fg%	3fg-fga	3fg%	ft-fga	ft%	off	def	tot	avg	pf	dq	a	to	blk	stl	pts	avg
11	Green, Devonte	5-2	101	20.2	20-44	.455	9-19	.474	12-13	.923	0	16	16	3.2	6	0	8	3	2	3	61	12.2
04	Trayce Jackson-Davis	2-2	43	21.5	9-18	.500	0-0	.000	2-2	1.000	4	9	13	6.5	6	0	3	4	3	0	20	10.0
03	Smith, Justin	4-4	110	27.5	16-31	.516	0-4	.000	1-2	.500	5	12	17	4.3	10	0	1	5	2	0	33	8.3
50	Joey Brunk	2-2	41	20.5	7-14	.500	0-0	.000	1-4	.250	9	4	13	6.5	5	0	1	1	0	0	15	7.5
21	Jerome Hunter	2-0	30	15.0	4-9	.444	3-7	.429	1-2	.500	1	3	4	2.0	1	0	1	1	0	0	12	6.0
10	Phinisee, Rob	3-1	65	21.7	5-9	.556	2-3	.667	2-3	.667	0	6	6	2.0	9	0	10	3	2	1	14	4.7
01	Durham, Aljami	4-3	87	21.8	5-14	.357	3-9	.333	4-6	.667	0	8	8	2.0	6	0	6	5	0	2	17	4.3
02	Armaan Franklin	2-0	22	11.0	3-9	.333	1-5	.200	0-0	.000	0	1	1	0.5	5	0	2	3	0	0	7	3.5
25	Race Thompson	1-0	12	12.0	1-3	.333	1-1	1.000	0-0	.000	2	1	3	3.0	1	0	0	2	1	0	3	3.0
20	Davis, De'Ron	4-0	46	11.5	4-11	.364	0-0	.000	2-4	.500	2	4	6	1.5	4	0	5	1	2	1	10	2.5
23	Damezi Anderson	2-0	20	10.0	0-1	.000	0-1	.000	0-0	.000	1	1	2	1.0	2	0	2	1	0	0	0	0.0



INDIANA VS. MICHIGAN

<p>All-Time Series 107-63</p> <p>Big Ten Tournament 1-1</p>	<p>1/21/46 W 46-43 Bloomington</p> <p>1/25/47 W 55-42 Bloomington</p> <p>2/16/48 L 54-66 Ann Arbor</p> <p>2/12/49 L 47-54 Bloomington</p> <p>1/9/50 L 67-69 Ann Arbor</p> <p>3/3/51 W 57-42 Ann Arbor</p> <p>1/5/52 W 58-46 Bloomington</p> <p>12/20/52 W 88-60 Bloomington</p> <p>1/3/53 W 91-88 Ann Arbor</p> <p>1/2/54 W 62-60 Ann Arbor</p> <p>1/3/55 W 95-77 Bloomington</p> <p>2/11/56 W 97-73 Bloomington</p> <p>2/18/56 W 80-75 Ann Arbor</p> <p>1/5/57 W 73-68 Bloomington</p> <p>2/5/57 L 86-87 Ann Arbor</p> <p>2/24/58 W 95-88 Bloomington</p> <p>2/7/59 W 84-79 Ann Arbor</p> <p>1/11/60 W 77-72 Ann Arbor</p> <p>2/15/60 W 86-69 Bloomington</p> <p>1/7/61 W 81-70 Ann Arbor</p> <p>3/11/61 W 82-67 Bloomington</p> <p>2/19/62 W 86-77 Bloomington</p> <p>2/26/62 L 89-110 Ann Arbor</p> <p>2/9/63 L 86-90 Ann Arbor</p> <p>3/4/63 W 104-96 Bloomington</p> <p>2/15/64 L 87-99 Ann Arbor</p> <p>2/15/65 L 95-96** Bloomington</p> <p>1/10/66 L 68-88 Ann Arbor</p> <p>2/5/66 L 76-93 Bloomington</p> <p>2/27/67 W 98-96 Ann Arbor</p> <p>3/6/67 W 96-90 Bloomington</p> <p>2/17/68 W 98-92 Bloomington</p> <p>1/7/69 L 87-89 * Ann Arbor</p> <p>2/24/70 W 102-93 Bloomington</p> <p>3/7/70 L 99-108 Ann Arbor</p> <p>1/16/71 L 81-92 Ann Arbor</p> <p>2/23/71 W 88-79 Bloomington</p> <p>2/29/72 W 79-75 Bloomington</p> <p>1/27/73 W 79-73 Ann Arbor</p> <p>1/5/74 L 71-73 Ann Arbor</p> <p>2/16/74 W 93-81 Bloomington</p> <p>3/11/74 L 67-75 Champaign</p> <p>1/6/75 W 90-76 Ann Arbor</p> <p>2/3/75 W 74-48 Bloomington</p>	<p>1/10/76 W 80-74 Ann Arbor</p> <p>2/7/76 W 72-67* Bloomington</p> <p>3/29/76 W 86-68 Philadelphia</p> <p>2/3/77 L 84-89 Ann Arbor</p> <p>2/13/77 W 73-64 Bloomington</p> <p>1/28/78 L 73-92 Ann Arbor</p> <p>2/18/78 W 71-59 Bloomington</p> <p>2/1/79 W 68-62 Bloomington</p> <p>2/10/79 L 59-60 Ann Arbor</p> <p>1/10/80 W 63-61* Bloomington</p> <p>2/23/80 W 65-61 Ann Arbor</p> <p>1/15/81 L 52-55* Ann Arbor</p> <p>2/28/81 W 98-83 Bloomington</p> <p>1/14/82 W 81-51 Bloomington</p> <p>2/27/82 W 78-70 Ann Arbor</p> <p>1/22/83 W 93-76 Bloomington</p> <p>2/24/83 L 56-69 Ann Arbor</p> <p>1/21/84 L 50-55 Ann Arbor</p> <p>2/23/84 W 72-57 Bloomington</p> <p>1/2/85 W 87-62 Ann Arbor</p> <p>3/10/85 L 71-73 Bloomington</p> <p>1/2/86 L 69-74 Bloomington</p> <p>3/8/86 L 52-80 Ann Arbor</p> <p>1/12/87 W 85-84 Ann Arbor</p> <p>2/8/87 W 83-67 Bloomington</p> <p>1/24/88 L 60-72 Bloomington</p> <p>2/13/88 L 79-92 Ann Arbor</p> <p>1/23/89 W 71-70 Ann Arbor</p> <p>2/19/89 W 76-75 Bloomington</p> <p>1/8/90 W 69-67 Bloomington</p> <p>2/8/90 L 71-79 Ann Arbor</p> <p>1/24/91 W 70-60 Ann Arbor</p> <p>2/24/91 W 112-79 Bloomington</p> <p>1/21/92 W 89-74 Bloomington</p> <p>3/8/92 L 60-68 Ann Arbor</p> <p>1/12/93 W 76-75 Ann Arbor</p> <p>2/14/93 W 93-92 Bloomington</p> <p>1/16/94 W 82-72 Bloomington</p> <p>2/8/94 L 67-91 Ann Arbor</p> <p>1/24/95 L 52-65 Bloomington</p> <p>2/19/95 L 50-61 Ann Arbor</p> <p>1/23/96 W 99-83 Bloomington</p> <p>2/18/96 L 75-80 Ann Arbor</p> <p>1/21/97 W 72-70 Bloomington</p>	<p>2/16/97 W 84-81* Ann Arbor</p> <p>1/6/98 W 80-62 Bloomington</p> <p>2/22/98 L 64-112 Ann Arbor</p> <p>1/5/99 L 70-82 Ann Arbor</p> <p>2/21/99 W 73-71 Bloomington</p> <p>1/25/00 W 85-50 Bloomington</p> <p>2/13/00 W 86-65 Ann Arbor</p> <p>1/9/01 L 64-70 Ann Arbor</p> <p>2/11/01 W 72-59 Bloomington</p> <p>2/17/02 W 75-55 Ann Arbor</p> <p>2/12/03 W 63-49 Bloomington</p> <p>3/1/03 W 63-56 Chicago</p> <p>1/11/04 W 59-57 Ann Arbor</p> <p>3/3/04 W 61-56 Bloomington</p> <p>1/19/05 W 62-53 Bloomington</p> <p>2/20/05 W 70-63 Ann Arbor</p> <p>1/3/06 W 70-63 Bloomington</p> <p>3/4/06 W 69-67 Ann Arbor</p> <p>1/27/07 W 76-61 Bloomington</p> <p>2/17/07 L 55-58 Ann Arbor</p> <p>1/8/08 W 78-64 Ann Arbor</p> <p>1/7/09 L 66-72 Bloomington</p> <p>12/31/09 W 71-65 Bloomington</p> <p>1/14/10 L 45-69 Ann Arbor</p> <p>1/15/11 W 80-61 Bloomington</p> <p>2/12/11 L 69-73 Ann Arbor</p> <p>1/5/12 W 73-71 Bloomington</p> <p>2/2/13 W 81-73 Bloomington</p> <p>3/10/13 W 72-71 Ann Arbor</p> <p>2/2/14 W 63-52 Bloomington</p> <p>3/8/14 L 80-84 Ann Arbor</p> <p>2/8/15 W 70-67 Bloomington</p> <p>2/2/16 W 80-67 Ann Arbor</p> <p>3/11/16 L 69-72 Indianapolis</p> <p>1/26/17 L 60-90 Ann Arbor</p> <p>2/12/17 L 63-75 Bloomington</p> <p>12/2/17 L 55-69 Ann Arbor</p> <p>1/6/19 L 63-74 Ann Arbor</p> <p>1/25/19 L 46-69 Bloomington</p> <p>2/16/20 L 65-89 Ann Arbor</p>
---	---	---	---

* - Indicates Number of Overtimes played

ACTIVE INDIANA PLAYERS CAREER VS. MICHIGAN

#	Player	gp-gs	min	Total			3-Point		F-Throw		Rebounds					pts	avg					
				avg	fg-fga	fg%	3fg-fga	3fg%	ft-fa	ft%	off	def	tot	avg	pf			dq	a	to	blk	stl
20	Davis, De'Ron	4-1	65	16.3	16-23	.696	0-0	.000	5-6	.833	4	4	8	2.0	11	0	3	2	0	1	37	9.3
01	Durham, Aljami	4-3	119	29.8	11-26	.423	4-7	.571	8-12	.667	0	15	15	3.8	5	0	4	5	1	1	34	8.5
50	Joey Brunk	1-1	16	16.0	3-10	.300	0-0	.000	0-0	.000	0	1	1	1.0	0	0	0	0	0	0	6	6.0
03	Smith, Justin	4-3	94	23.5	10-19	.526	1-4	.250	1-4	.250	6	9	15	3.8	9	0	1	5	0	2	22	5.5
04	Trayce Jackson-Davis	1-1	27	27.0	2-3	.667	0-0	.000	1-2	.500	1	1	2	2.0	2	0	1	0	2	0	5	5.0
10	Phinisee, Rob	2-2	51	25.5	4-19	.211	2-8	.250	0-3	.000	1	6	7	3.5	2	0	4	1	0	3	10	5.0
11	Green, Devonte	5-1	101	20.2	10-25	.400	3-10	.300	1-2	.500	1	11	12	2.4	3	0	7	4	0	2	24	4.8
21	Jerome Hunter	1-0	21	21.0	1-4	.250	0-2	.000	1-2	.500	3	2	5	5.0	1	0	0	1	0	0	3	3.0
23	Anderson, Damezi	2-0	12	6.0	0-3	.000	0-2	.000	0-0	.000	0	1	1	0.5	1	0	0	0	0	0	0	0.0
02	Armaan Franklin	1-0	6	6.0	0-1	.000	0-1	.000	0-0	.000	0	0	0	0.0	4	0	0	0	0	0	0	0.0
25	Race Thompson	1-0	11	11.0	0-3	.000	0-1	.000	0-0	.000	0	1	1	1.0	2	0	0	0	0	0	0	0.0



INDIANA VS. MICHIGAN ST.

All-Time Series	71-55
Big Ten Tournament	1-0
1/16/20 W 20-19 East Lansing	
12/31/38 W 37-33 East Lansing	
12/23/47 L 60-64 East Lansing	
12/6/48 W 48-36 Bloomington	
12/10/49 W 73-58 East Lansing	
1/2/50 W 60-50 Bloomington	
1/13/51 W 47-37 East Lansing	
3/3/52 W 70-67 Bloomington	
1/5/53 W 69-62 East Lansing	
2/14/53 W 65-50 Bloomington	
2/6/54 W 79-74 Bloomington	
2/20/54 W 63-61 East Lansing	
1/17/55 W 88-79 Bloomington	
2/28/55 L 77-93 East Lansing	
1/16/56 W 79-70 Bloomington	
3/2/57 L 61-76 East Lansing	
2/8/58 W 82-79 Bloomington	
3/8/58 W 75-72 East Lansing	
1/3/59 L 77-79 East Lansing	
2/28/59 L 82-86 Bloomington	
3/5/60 W 86-80 East Lansing	
1/9/61 W 79-55 Bloomington	
1/6/62 W 76-71 Bloomington	
2/24/62 L 85-97 East Lansing	
1/5/63 W 96-84 East Lansing	
2/23/63 W 113-94 Bloomington	
1/11/64 L 103-107 East Lansing	
2/4/65 W 112-94 Bloomington	
2/26/66 L 63-69 East Lansing	
3/5/66 W 86-76 Bloomington	
2/6/67 W 82-77 Bloomington	
2/13/67 L 77-86 East Lansing	
2/20/68 L 70-75 East Lansing	
2/1/69 W 79-76 Bloomington	
1/3/70 L 84-85 Bloomington	
2/21/70 L 66-78 East Lansing	
2/9/71 W 71-70 East Lansing	
2/16/71 W 90-76 Bloomington	

1/29/72 L 73-83 East Lansing	
2/5/72 W 83-69 Bloomington	
1/22/73 W 97-89 East Lansing	
2/19/73 W 75-65 Bloomington	
2/25/74 W 91-85 Bloomington	
1/4/75 W 107-55 East Lansing	
3/8/75 W 94-79 Bloomington	
1/12/76 W 69-57 East Lansing	
2/9/76 W 85-70 Bloomington	
1/17/77 L 60-61 Bloomington	
2/5/77 W 81-79 East Lansing	
1/30/78 W 71-66 Bloomington	
2/4/78 L 59-68 East Lansing	
12/30/78 L 57-74 Portland	
1/18/79 L 58-82 East Lansing	
2/15/79 L 47-59 Bloomington	
1/12/80 W 72-64 Bloomington	
2/21/80 W 75-72 East Lansing	
1/8/81 W 55-43 Bloomington	
3/7/81 W 69-48 East Lansing	
1/7/82 L 58-65 East Lansing	
3/6/82 W 74-58 Bloomington	
1/20/83 W 89-85 Bloomington	
2/26/83 L 54-62 East Lansing	
1/19/84 W 70-62* East Lansing	
2/26/84 L 54-57 Bloomington	
1/5/85 L 61-68 East Lansing	
3/7/85 L 58-68 Bloomington	
1/5/86 L 74-77 Bloomington	
3/5/86 W 97-79 East Lansing	
1/8/87 W 79-60 East Lansing	
2/4/87 W 84-80 Bloomington	
1/16/88 L 74-75* East Lansing	
2/18/88 W 95-58 Bloomington	
1/21/89 W 75-60 Bloomington	
2/23/89 W 76-65 East Lansing	
1/24/90 L 57-75 Bloomington	
2/25/90 L 66-72 East Lansing	
1/26/91 W 97-63 Bloomington	
2/28/91 W 62-56 East Lansing	

2/1/92 L 60-76 East Lansing	
2/19/92 W 103-73 Bloomington	
3/10/93 W 99-68 Bloomington	
3/9/94 L 78-94 East Lansing	
1/11/95 W 89-82 Bloomington	
3/5/95 L 61-67 East Lansing	
1/4/96 L 60-65 East Lansing	
3/10/96 W 57-53 Bloomington	
1/2/97 W 77-65 Bloomington	
3/8/97 L 60-63 East Lansing	
1/28/98 L 66-84 East Lansing	
1/24/99 L 59-73 Bloomington	
1/11/00 L 71-77* East Lansing	
2/26/00 W 81-79* Bloomington	
1/7/01 W 59-58 Bloomington	
2/20/01 L 57-66 East Lansing	
1/8/02 W 83-65 Bloomington	
2/24/02 L 54-57 East Lansing	
3/8/02 W 67-56 Indianapolis	
1/28/03 L 54-61 East Lansing	
2/8/03 L 62-67* Bloomington	
1/31/04 L 72-84 East Lansing	
2/27/05 W 78-74* Bloomington	
1/11/06 L 73-87 East Lansing	
2/26/06 W 78-71 Bloomington	
1/7/07 W 73-51 Bloomington	
2/24/07 L 58-66 East Lansing	
2/16/08 W 80-61 Bloomington	
3/2/08 L 74-103 East Lansing	
2/7/09 L 47-75 East Lansing	
3/3/09 L 59-64 Bloomington	
2/16/10 L 58-72 Bloomington	
1/30/11 L 83-84* East Lansing	
12/28/11 L 65-80 East Lansing	
2/28/12 W 70-55 Bloomington	
1/27/13 W 75-70 Bloomington	
2/19/13 W 72-68 East Lansing	
1/4/14 L 56-73 Bloomington	
1/21/14 L 66-71 East Lansing	
1/5/15 L 70-50 East Lansing	

2/14/16 L 88-69 East Lansing	
1/21/17 W 82-75 Bloomington	
1/19/18 L 57-85 East Lansing	
2/3/18 L 60-63 Bloomington	
2/2/19 W 79-75 East Lansing	
3/2/19 W 63-62 Bloomington	
1/23/20 W 67-63 Bloomington	

* - Indicates Number of Overtimes played

ACTIVE INDIANA PLAYERS CAREER VS. MICHIGAN STATE

#	Player	gp-gs	min	Total			3-Point		F-Throw		Rebounds				pf	dq	a	to	blk	stl	pts	avg
				avg	fg-fga	fg%	3fg-fga	3fg%	ft-fa	ft%	off	def	tot	avg								
50	Joey Brunk	1-1	27	27.0	7-12	.583	0-0	.000	0-0	.000	2	4	6	6.0	3	0	1	1	0	0	14	14.0
04	Trayce Jackson-Davis	1-1	31	31.0	5-12	.417	0-0	.000	2-6	.333	0	4	4	4.0	2	0	2	0	0	1	12	12.0
03	Smith, Justin	5-4	132	26.4	19-46	.413	3-8	.375	14-21	.667	18	7	25	5.0	12	0	2	7	3	2	55	11.0
01	Durham, Aljami	5-3	112	22.4	12-28	.429	6-12	.500	5-7	.714	1	6	7	1.4	8	0	6	5	0	2	35	7.0
11	Green, Devonte	6-0	131	21.8	15-39	.385	7-21	.333	3-3	1.000	4	8	12	2.0	3	0	18	8	2	6	40	6.7
02	Armaan Franklin	1-0	15	15.0	2-4	.500	1-2	.500	1-1	1.000	0	2	2	2.0	1	0	1	0	0	1	6	6.0
20	Davis, De'Ron	4-0	54	13.5	8-16	.500	0-0	.000	4-8	.500	5	6	11	2.8	5	0	5	3	2	1	20	5.0
10	Phinisee, Rob	3-3	78	26.0	5-15	.333	2-7	.286	1-2	.500	0	6	6	2.0	9	1	9	4	1	1	13	4.3
25	Thompson, Race	2-0	12	6.0	2-2	1.000	0-0	.000	0-0	.000	1	3	4	2.0	1	0	1	0	2	2	4	2.0
21	Jerome Hunter	1-0	8	8.0	0-0	.000	0-0	.000	2-2	1.000	0	2	2	2.0	0	0	0	0	0	0	2	2.0
23	Anderson, Damezi	1-0	5	5.0	0-1	.000	0-1	.000	0-0	.000	0	0	0	0.0	1	0	0	0	0	0	0	0.0



INDIANA VS. MINNESOTA

<p>All-Time Series 103-69</p> <p>Big Ten Tournament 0-2</p>	<p>2/3/45 L 48-56 Bloomington</p> <p>1/7/46 L 48-59 Bloomington</p> <p>2/23/46 W 75-52 Minneapolis</p> <p>1/20/47 L 56-59 Minneapolis</p> <p>1/24/48 W 65-43 Bloomington</p> <p>1/22/49 L 28-35 Minneapolis</p> <p>2/11/50 W 50-39 Bloomington</p> <p>1/27/51 W 32-26 Bloomington</p> <p>2/10/51 L 54-61 Minneapolis</p> <p>2/11/52 L 61-74 Minneapolis</p> <p>3/1/52 W 68-52 Bloomington</p> <p>1/10/53 W 66-63 Bloomington</p> <p>3/7/53 L 63-65 Minneapolis</p> <p>1/9/54 W 71-63 Minneapolis</p> <p>2/8/54 W 90-77 Bloomington</p> <p>1/10/55 L 74-88 Minneapolis</p> <p>2/14/55 L 70-80 Bloomington</p> <p>1/9/56 L 71-77 Minneapolis</p> <p>2/11/57 W 91-72 Bloomington</p> <p>1/13/58 W 85-64 Bloomington</p> <p>2/3/58 L 66-69 Minneapolis</p> <p>1/12/59 W 63-59 Bloomington</p> <p>2/14/59 W 62-57 Minneapolis</p> <p>2/27/60 W 78-74 Bloomington</p> <p>1/30/61 L 58-66 Minneapolis</p> <p>1/18/62 L 100-104 Minneapolis</p> <p>1/27/62 W 105-104* Bloomington</p> <p>2/11/63 W 89-77 Bloomington</p> <p>3/2/63 L 73-105 Minneapolis</p> <p>3/7/64 L 89-90* Bloomington</p> <p>2/27/65 L 88-100 Minneapolis</p> <p>1/15/66 L 82-91 Minneapolis</p> <p>2/28/66 L 90-96 Bloomington</p> <p>1/9/67 W 83-68 Bloomington</p> <p>2/4/67 W 82-81 Minneapolis</p> <p>1/6/68 W 74-59 Bloomington</p> <p>2/3/68 L 75-82 Minneapolis</p> <p>2/8/69 L 83-89 Bloomington</p> <p>2/22/69 L 79-83 Minneapolis</p> <p>1/10/70 L 65-77 Minneapolis</p> <p>1/12/71 W 99-73 Bloomington</p> <p>1/8/72 L 51-52 Minneapolis</p> <p>2/8/72 W 61-42 Bloomington</p> <p>1/20/73 W 83-71 Bloomington</p> <p>2/17/73 L 75-82 Minneapolis</p> <p>2/23/74 W 73-55 Minneapolis</p>	<p>1/13/75 W 79-59 Bloomington</p> <p>2/10/75 W 69-54 Minneapolis</p> <p>1/24/76 W 85-76 Minneapolis</p> <p>2/21/76 W 76-64 Bloomington</p> <p>1/27/77 W 60-79! Bloomington</p> <p>2/15/77 W 61-65! Minneapolis</p> <p>1/12/78 L 62-75 Minneapolis</p> <p>2/25/78 W 68-47 Bloomington</p> <p>1/11/79 L 63-80 Minneapolis</p> <p>2/24/79 W 71-46 Bloomington</p> <p>1/24/80 L 47-55 Minneapolis</p> <p>2/16/80 W 67-54 Bloomington</p> <p>1/29/81 W 56-53* Minneapolis</p> <p>2/21/81 W 74-63 Bloomington</p> <p>1/30/82 L 62-69 Bloomington</p> <p>2/6/82 W 58-55 Minneapolis</p> <p>2/5/83 W 76-51 Bloomington</p> <p>2/10/83 W 63-59 Minneapolis</p> <p>2/2/84 W 67-54 Minneapolis</p> <p>2/11/84 W 74-72* Bloomington</p> <p>1/2/85 W 89-66 Bloomington</p> <p>2/28/85 W 79-68 Minneapolis</p> <p>2/1/86 W 62-54 Minneapolis</p> <p>2/27/86 W 95-63 Bloomington</p> <p>1/24/87 W 77-53 Minneapolis</p> <p>2/19/87 W 72-70 Bloomington</p> <p>2/4/88 W 92-63 Bloomington</p> <p>3/10/88 W 91-85 Minneapolis</p> <p>2/4/89 W 66-62 Bloomington</p> <p>2/25/89 W 75-62 Minneapolis</p> <p>1/28/90 L 89-108 Minneapolis</p> <p>3/1/90 L 70-75 Bloomington</p> <p>2/3/91 W 77-66 Bloomington</p> <p>3/7/91 W 75-59 Bloomington</p> <p>1/9/92 W 96-50 Bloomington</p> <p>2/12/92 L 67-71 Minneapolis</p> <p>1/27/93 W 61-57 Bloomington</p> <p>2/27/93 W 86-75 Minneapolis</p> <p>1/26/94 W 78-66 Bloomington</p> <p>2/27/94 L 56-106 Minneapolis</p> <p>2/8/95 W 54-64! Bloomington</p> <p>2/6/96 W 81-66 Minneapolis</p> <p>1/8/97 L 91-96* Bloomington</p> <p>3/1/97 L 72-75 Minneapolis</p> <p>1/31/98 W 95-82 Bloomington</p> <p>1/26/99 L 83-90* Minneapolis</p>	<p>1/15/00 W 86-61 Bloomington</p> <p>2/9/00 L 75-77 Minneapolis</p> <p>1/20/01 L 74-78* Minneapolis</p> <p>2/28/01 W 89-53 Bloomington</p> <p>2/2/02 L 74-88 Minneapolis</p> <p>3/4/03 W 74-70 Bloomington</p> <p>1/24/04 W 86-81* Minneapolis</p> <p>2/18/04 L 71-743 Bloomington</p> <p>1/26/05 L 65-70 Minneapolis</p> <p>2/12/05 W 56-71 Bloomington</p> <p>3/11/05 L 55-71 Chicago</p> <p>1/29/06 L 42-61 Minneapolis</p> <p>2/21/07 W 71-59 Bloomington</p> <p>1/17/08 W 65-60 Minneapolis</p> <p>3/5/08 W 69-55 Bloomington</p> <p>3/14/08 L 58-59 Indianapolis</p> <p>1/25/09 L 63-67 Bloomington</p> <p>2/10/09 L 54-62 Minneapolis</p> <p>1/17/10 W 81-78 Bloomington</p> <p>2/20/10 L 58-81 Minneapolis</p> <p>1/4/11 L 63-67 Minneapolis</p> <p>2/2/11 W 60-57 Bloomington</p> <p>1/12/12 L 74-77 Bloomington</p> <p>2/26/12 W 69-50 Minneapolis</p> <p>1/12/13 W 88-81 Bloomington</p> <p>2/26/13 L 73-77 Minneapolis</p> <p>2/8/14 L 60-66 Minneapolis</p> <p>2/15/15 W 90-71 Bloomington</p> <p>1/16/16 W 70-63 Minneapolis</p> <p>2/30/16 W 74-68 Bloomington</p> <p>2/15/17 L 74-75 Minneapolis</p> <p>1/6/18 W 75-71 Minneapolis</p> <p>2/9/18 W 80-56 Bloomington</p> <p>2/16/19 L 63-84 Minneapolis</p> <p>2/19/20 W 68-56 Minneapolis</p> <p>3/4/20 W 72-67 Bloomington</p>
---	--	---	---

!-Denotes game forfeited
* - number of overtimes played

ACTIVE INDIANA PLAYERS CAREER VS. MINNESOTA

#	Player	gp-gs	min	avg	Total			3-Point		F-Throw		Rebounds				pf	dq	a	to	blk	stl	pts	avg
					fg-fga	fg%	3fg-fga	3fg%	ft-fa	ft%	off	def	tot	avg									
04	Trayce Jackson-Davis	2-2	66	33.0	19-27	.704	0-0	.000	7-12	.583	6	19	25	12.5	3	0	1	2	2	2	45	22.5	
03	Smith, Justin	5-3	124	24.8	18-32	.563	2-6	.333	8-10	.800	3	12	15	3.0	12	0	2	6	1	2	46	9.2	
11	Green, Devonte	6-3	126	21.0	15-39	.385	10-23	.435	13-19	.684	1	14	15	2.5	6	0	14	12	0	6	53	8.8	
01	Durham, Aljami	5-3	126	25.2	12-28	.429	5-12	.417	8-12	.667	1	5	6	1.2	12	0	11	9	0	1	37	7.4	
10	Phinisee, Rob	3-2	80	26.7	8-20	.400	0-7	.000	6-8	.750	2	8	10	3.3	8	0	12	6	0	3	22	7.3	
50	Joey Brunk	2-2	36	18.0	6-12	.500	0-0	.000	0-4	.000	4	6	10	5.0	4	0	0	1	1	0	12	6.0	
20	Davis, DeRon	4-2	40	10.0	8-16	.500	0-1	.000	7-10	.700	5	5	10	2.5	9	1	0	5	4	2	23	5.8	
25	Thompson, Race	3-0	45	15.0	5-12	.417	0-0	.000	3-3	1.000	4	15	19	6.3	3	0	1	1	3	3	13	4.3	
21	Jerome Hunter	2-0	21	10.5	0-1	.000	0-0	.000	0-0	.000	0	0	0	0.0	2	0	0	2	1	0	0	0.0	
02	Armaan Franklin	2-0	13	6.5	0-3	.000	0-2	.000	0-0	.000	0	3	3	1.5	1	0	1	0	0	0	0	0.0	
23	Anderson, Damezi	1-0	11	11.0	0-2	.000	0-2	.000	0-0	.000	0	2	2	2.0	1	0	2	0	0	0	0	0.0	



INDIANA VS. NEBRASKA

All-Time Series **14-7**

Big Ten Tournament **0-0**

2/5/20	W	24-20	Lincoln
2/6/20	L	18-38	Lincoln
12/23/37	W	43-42	Lincoln
12/15/39	W	49-39	Lincoln
12/15/41	W	56-29	Bloomington
12/30/42	W	40-39	Lincoln
12/30/44	W	65-42	Bloomington
12/21/74	W	97-60	Bloomington
12/30/82	W	67-50	Indianapolis
1/8/2012	L	69-70	Lincoln
2/13/13	W	76-47	Bloomington
1/30/14	L	55-60	Lincoln
3/5/14	L	60-70	Bloomington
12/31/14	W	70-65	Lincoln
1/2/16	W	79-69	Lincoln
2/17/16	W	80-64	Bloomington
12/28/16	L	83-87	Bloomington
2/20/18	L	57-66	Lincoln
1/14/19	L	51-66	Lincoln
12/13/19	W	96-90*	Bloomington
1/18/20	W	82-74	Lincoln

* - number of overtimes played

ACTIVE INDIANA PLAYERS CAREER VS. NEBRASKA

#	Player	gp-gs	min	avg	Total		3-Point		F-Throw		Rebounds						pts	avg				
					fg-fga	fg%	3fg-fga	3fg%	ft-fa	ft%	off	def	tot	avg	pf	dq			a	to	blk	stl
04	Trayce Jackson-Davis	2-2	71	35.5	15-19	.789	0-0	.000	13-19	.684	8	20	28	14.0	0	0	6	1	4	1	43	21.5
03	Smith, Justin	4-3	134	33.5	21-39	.538	1-7	.143	9-17	.529	10	17	27	6.8	7	0	6	8	4	1	52	13.0
50	Joey Brunk	2-2	46	23.0	10-12	.833	0-0	.000	4-7	.571	3	7	10	5.0	3	0	2	6	2	0	24	12.0
10	Phinisee, Rob	3-1	78	26.0	9-20	.450	3-10	.300	3-4	.750	0	5	5	1.7	7	0	9	6	1	2	24	8.0
01	Durham, Aljami	4-3	76	19.0	5-20	.250	3-13	.231	8-10	.800	0	6	6	1.5	12	1	5	6	1	1	21	5.3
23	Damezi Anderson	1-0	16	16.0	0-4	.000	0-3	.000	5-6	.833	2	4	6	6.0	2	0	0	1	0	1	5	5.0
21	Jerome Hunter	2-0	17	8.5	3-6	.500	2-4	.500	0-1	.000	2	1	3	1.5	2	0	0	1	0	0	8	4.0
02	Armaan Franklin	2-0	40	20.0	3-12	.250	2-9	.222	0-0	.000	0	7	7	3.5	3	0	6	4	2	1	8	4.0
11	Green, Devonte	5-3	94	18.8	7-26	.269	4-13	.308	0-0	.000	0	10	10	2.0	5	0	10	13	1	3	18	3.6
20	Davis, DeRon	4-0	27	6.8	4-7	.571	0-0	.000	2-2	1.000	2	4	6	1.5	3	0	1	1	2	1	10	2.5
25	Race Thompson	2-0	17	8.5	1-6	.167	0-2	.000	1-2	.500	3	4	7	3.5	1	0	0	0	2	0	3	1.5



INDIANA VS. NORTHWESTERN

<p>All-Time Series 118-52</p> <p>Big Ten Tournament 1-1</p>	<p>2/19/38 L 41-52 Evanston</p> <p>2/18/39 W 44-27 Bloomington</p> <p>2/17/40 L 36-40 Evanston</p> <p>1/13/41 W 52-32 Bloomington</p> <p>1/3/42 L 40-50 Evanston</p> <p>3/2/42 L 45-49 Bloomington</p> <p>2/17/47 W 69-43 Bloomington</p> <p>2/21/48 L 42-47 Chicago</p> <p>2/14/49 W 56-41 Bloomington</p> <p>2/4/50 W 64-59 Chicago</p> <p>2/17/51 W 94-63 Bloomington</p> <p>2/16/52 W 96-85 Evanston</p> <p>2/7/53 W 88-84 Evanston</p> <p>2/28/53 W 90-88* Bloomington</p> <p>2/13/54 L 90-100* Evanston</p> <p>2/19/55 L 78-85 Bloomington</p> <p>1/2/56 W 94-81 Bloomington</p> <p>2/25/56 W 84-82 Evanston</p> <p>2/4/57 W 74-56 Bloomington</p> <p>2/16/57 W 87-74 Evanston</p> <p>1/4/58 W 68-65 Bloomington</p> <p>1/10/59 W 76-69 Evanston</p> <p>1/4/60 L 57-61 Evanston</p> <p>2/1/60 W 76-58 Bloomington</p> <p>2/4/61 W 90-78 Bloomington</p> <p>2/27/61 L 58-60* Evanston</p> <p>1/29/62 W 72-71 Evanston</p> <p>2/2/63 L 87-100 Bloomington</p> <p>1/6/64 L 65-79 Evanston</p> <p>3/9/64 W 76-68 Bloomington</p> <p>1/9/65 W 86-73 Bloomington</p> <p>2/13/65 W 86-76 Evanston</p> <p>2/19/66 L 82-83 Bloomington</p> <p>2/18/67 W 81-79 Evanston</p> <p>1/13/68 L 81-86 Bloomington</p> <p>2/27/68 L 66-73* Evanston</p> <p>1/14/69 W 87-70 Bloomington</p> <p>2/15/69 L 88-91 Evanston</p> <p>2/3/70 W 80-78 Bloomington</p> <p>2/28/70 L 66-75 Evanston</p> <p>1/9/71 W 101-90 Evanston</p> <p>2/27/71 W 97-74 Bloomington</p> <p>3/7/72 W 72-67 Evanston</p> <p>2/3/73 W 83-65 Bloomington</p>	<p>1/14/74 W 72-67 Bloomington</p> <p>1/26/74 W 82-53 Evanston</p> <p>1/18/75 W 82-56 Evanston</p> <p>2/15/75 W 82-58 Bloomington</p> <p>1/5/76 W 78-61 Bloomington</p> <p>3/1/76 W 76-63 Evanston</p> <p>1/13/77 W 78-53 Evanston</p> <p>1/26/77 W 69-54 Bloomington</p> <p>2/2/78 W 86-70 Bloomington</p> <p>2/11/78 W 86-62 Evanston</p> <p>1/20/79 W 74-45 Bloomington</p> <p>2/8/79 W 82-57 Evanston</p> <p>1/19/80 W 81-72 Evanston</p> <p>2/7/80 W 83-69 Bloomington</p> <p>1/24/81 W 93-56 Evanston</p> <p>2/12/81 W 86-52 Bloomington</p> <p>1/9/82 L 61-75 Evanston</p> <p>3/4/82 W 79-49 Bloomington</p> <p>1/26/83 W 78-73 Chicago</p> <p>2/19/83 W 74-65 Bloomington</p> <p>1/26/84 W 74-44 Bloomington</p> <p>2/18/84 L 51-63 Evanston</p> <p>1/10/85 W 77-50 Bloomington</p> <p>2/9/85 W 78-59 Evanston</p> <p>1/9/86 W 102-65 Evanston</p> <p>2/8/86 W 77-52 Bloomington</p> <p>1/17/87 W 95-43 Bloomington</p> <p>2/11/87 W 77-75 Evanston</p> <p>1/11/88 L 64-66 Evanston</p> <p>2/11/88 W 74-45 Bloomington</p> <p>1/14/89 W 92-76 Bloomington</p> <p>2/9/89 W 74-56 Evanston</p> <p>1/11/90 W 77-63 Evanston</p> <p>2/10/90 W 98-75 Evanston</p> <p>1/5/91 W 99-58 Bloomington</p> <p>2/7/91 W 105-74 Evanston</p> <p>1/18/92 W 96-62 Evanston</p> <p>2/15/92 W 91-60 Bloomington</p> <p>1/30/93 W 93-71 Evanston</p> <p>3/4/93 W 98-69 Bloomington</p> <p>1/22/94 W 81-76 Bloomington</p> <p>2/24/94 W 81-74 Evanston</p> <p>2/4/95 W 88-67 Evanston</p> <p>2/4/96 W 95-61 Bloomington</p>	<p>1/15/97 W 66-63 Evanston</p> <p>2/22/97 W 64-49 Bloomington</p> <p>1/14/98 W 76-58 Evanston</p> <p>2/14/98 W 73-55 Bloomington</p> <p>1/13/99 W 81-78 Bloomington</p> <p>2/13/99 W 69-62* Evanston</p> <p>2/5/00 W 89-67 Evanston</p> <p>2/14/01 W 78-54 Bloomington</p> <p>1/2/02 W 59-44 Evanston</p> <p>3/2/02 W 79-67 Bloomington</p> <p>1/15/03 W 71-57 Bloomington</p> <p>2/5/03 L 61-74 Evanston</p> <p>1/17/04 W 73-62 Bloomington</p> <p>2/25/04 L 59-63 Evanston</p> <p>1/5/05 L 52-73 Evanston</p> <p>3/5/05 W 77-55 Bloomington</p> <p>2/1/06 W 72-63 Bloomington</p> <p>2/28/07 W 69-65 Evanston</p> <p>2/3/08 W 75-63 Bloomington</p> <p>2/23/08 W 85-82 Evanston</p> <p>1/28/09 L 75-77 Evanston</p> <p>2/25/09 L 53-75 Bloomington</p> <p>2/7/10 L 61-78 Evanston</p> <p>3/6/10 W 88-80 Bloomington</p> <p>3/11/10 L 58-73 Indianapolis</p> <p>1/9/11 L 81-93 Evanston</p> <p>2/19/11 L 64-70 Bloomington</p> <p>2/15/12 W 71-66 Bloomington</p> <p>1/20/13 W 67-59 Evanston</p> <p>1/18/14 L 47-54 Bloomington</p> <p>2/22/14 W 61-56 Evanston</p> <p>2/25/15 L 72-65 Evanston</p> <p>3/12/15 W 71-56 Indianapolis</p> <p>1/23/16 W 89-57 Bloomington</p> <p>1/29/17 L 55-68 Evanston</p> <p>2/25/17 W 63-62 Bloomington</p> <p>1/14/18 W 66-46 Bloomington</p> <p>12/1/18 W 68-66 Bloomington</p> <p>1/22/19 L 66-73 Evanston</p> <p>1/8/20 W 66-62 Bloomington</p>
---	--	---	--

* Denotes number of overtimes played

ACTIVE INDIANA PLAYERS CAREER VS. NORTHWESTERN

#	Player	Total		3-Point		F-Throw		Rebounds														
		gp-gs	min	avg	fg-fga	fg%	3fg-fga	3fg%	ft-fa	ft%	off	def	tot	avg	pf	dq	a	to	blk	stl	pts	avg
04	Trayce Jackson-Davis	1-1	34	34.0	7-11	.636	0-0	.000	7-9	.778	4	3	7	7.0	1	0	1	2	2	1	21	21.0
03	Smith, Justin	4-4	102	25.5	16-36	.444	1-5	.200	11-19	.579	11	13	24	6.0	11	0	3	8	2	3	44	11.0
01	Durham, Aljami	4-2	88	22.0	11-22	.500	3-10	.300	14-19	.737	1	4	5	1.3	7	0	9	4	0	4	39	9.8
10	Phinisee, Rob	3-2	78	26.0	5-16	.313	3-8	.375	3-6	.500	0	4	4	1.3	5	0	5	6	0	2	16	5.3
50	Joey Brunk	1-1	30	30.0	2-6	.333	0-0	.000	1-1	1.000	4	8	12	12.0	1	0	0	1	1	0	5	5.0
11	Green, Devonte	5-2	111	22.2	6-30	.200	3-14	.214	7-11	.636	1	14	15	3.0	3	0	6	7	2	10	22	4.4
20	Davis, De'Ron	4-1	47	11.8	6-15	.400	0-0	.000	2-5	.400	4	5	9	2.3	4	0	2	3	3	3	14	3.5
21	Jerome Hunter	1-0	9	9.0	1-4	.250	1-2	.500	0-0	.000	0	1	1	1.0	1	0	0	0	0	0	3	3.0
02	Armaan Franklin	1-0	15	15.0	1-4	.250	0-2	.000	0-0	.000	0	1	1	1.0	1	0	1	1	0	0	2	2.0
25	Race Thompson	1-0	8	8.0	0-2	.000	0-0	.000	0-0	.000	1	1	2	2.0	1	0	0	0	0	1	0	0.0
23	Anderson, Damezi	2-0	5	2.5	0-1	.000	0-1	.000	0-0	.000	0	0	0	0.0	1	0	0	2	0	0	0	0.0



INDIANA VS. OHIO STATE

All-Time Series Big Ten Tournament		108-86 2-2	
3/4/1905	L 12-66	Bloomington	1/9/43 W 45-37
1/29/12	W 34-19	Columbus	1/11/43 W 61-31
1/25/13	L 22-34	Columbus	1/14/44 L 46-72
3/7/13	L 17-19	Bloomington	1/15/44 L 38-74
1/31/14	L 17-43	Columbus	2/17/45 L 45-63
2/28/14	L 19-28	Bloomington	2/24/45 L 52-85
2/12/16	W 26-17	Bloomington	1/19/46 W 44-39
2/22/16	W 29-26	Columbus	2/9/46 L 52-53*
2/24/17	W 24-19	Columbus	1/6/47 W 62-39
3/2/17	L 14-30	Bloomington	2/24/47 W 46-43
2/11/18	L 22-28	Bloomington	1/12/48 W 71-54
2/12/18	L 21-23	Columbus	2/23/48 L 45-60
2/7/19	L 21-22	Bloomington	2/7/49 L 59-72
2/15/19	W 37-31	Columbus	2/21/49 W 65-45
1/10/20	W 22-11	Columbus	2/6/50 L 55-56
2/28/20	W 17-16	Bloomington	2/20/50 L 65-75
1/8/21	W 29-21	Columbus	1/6/51 W 77-62
2/14/21	W 33-11	Bloomington	1/22/51 W 69-59
1/20/22	L 17-23	Columbus	1/7/52 L 72-73
2/27/22	L 18-20	Bloomington	2/25/52 W 95-80
2/2/24	W 31-29	Bloomington	1/12/53 W 88-68
2/18/24	L 27-31	Columbus	2/21/53 W 81-67
1/10/25	L 22-30	Columbus	1/18/54 W 94-72
3/7/25	L 26-28	Bloomington	2/27/54 W 84-68
2/22/27	L 18-27	Bloomington	2/5/55 L 87-90
3/9/27	W 36-31	Columbus	3/5/55 W 84-66
2/13/28	W 43-26	Bloomington	2/4/56 L 82-100
2/22/28	W 52-17	Columbus	2/9/57 W 69-59
2/8/30	W 26-22	Columbus	2/17/58 L 83-93
3/1/30	W 27-15	Bloomington	2/22/58 W 88-83
1/12/31	W 23-21	Bloomington	2/2/59 W 122-92
3/2/31	L 15-31	Columbus	2/23/59 L 83-92
1/7/33	L 28-35	Columbus	1/9/60 L 95-96
3/4/33	W 40-28	Bloomington	2/29/60 W 99-83
1/13/34	W 38-22	Bloomington	2/6/61 L 65-100
1/20/34	L 24-27	Columbus	2/20/61 L 69-73
2/15/36	L 34-43	Bloomington	3/10/62 L 65-90
3/2/36	W 40-34	Columbus	3/9/63 W 87-85*
1/18/37	W 43-36	Bloomington	2/8/64 L 96-98*
2/13/37	L 44-48	Columbus	2/29/64 L 69-73
1/7/39	L 38-45	Bloomington	1/16/65 W 84-72
2/6/39	W 46-34	Columbus	3/1/65 W 110-90
2/26/40	L 26-44	Columbus	2/14/66 W 81-61
3/4/40	W 52-31	Bloomington	1/14/67 W 81-80
2/3/41	W 45-25	Bloomington	2/5/68 L 77-78
2/17/41	W 40-33	Columbus	3/2/68 L 93-107
2/2/42	W 46-43	Columbus	1/4/69 L 82-90
3/7/42	W 48-23	Bloomington	3/4/69 L 86-108
			2/14/70 L 83-100
			12/30/70 W 85-77
			3/9/71 L 75-91
			1/22/72 L 74-80
			3/4/72 W 65-57
			1/13/73 W 81-67
			2/5/73 L 69-70
			3/2/74 L 79-85
			12/27/74 W 102-71
			2/1/75 W 72-66
			3/1/75 W 86-78
			1/3/76 W 66-64
			3/6/76 W 96-67
			1/22/77 W 79-56
			3/5/77 W 75-69
			1/19/78 W 77-63
			2/16/78 W 83-70
			1/27/79 L 63-66*
			2/23/79 W 70-62
			3/19/79 W 64-55
			1/3/80 L 58-59
			3/2/80 W 76-73*
			1/18/81 W 67-60
			2/26/81 W 74-58
			1/16/82 W 66-61
			2/25/82 L 65-68
			1/8/83 L 67-70
			3/12/83 W 81-60
			1/7/84 W 73-62
			3/10/84 W 53-49
			1/19/85 L 84-86
			2/14/85 L 63-72
			1/15/86 W 69-66
			2/16/86 W 84-75
			1/4/87 W 92-80
			3/7/87 W 90-81
			1/27/88 W 75-71
			3/5/88 W 85-77
			1/4/89 W 75-65
			3/8/89 W 73-66
			1/4/90 L 67-69
			3/8/90 W 77-66
			1/21/91 L 85-93
			2/17/91 L 95-97**
			1/14/92 W 91-83
			2/23/92 W 86-80
			1/24/93 W 96-69
			2/23/93 L 77-81*
			2/2/94 W 87-83*
			3/6/94 L 78-82
			1/28/95 W 90-75
			2/14/95 W 69-52
			1/6/96 W 89-67
			3/6/96 W 73-56
			1/30/97 L 67-73
			2/8/97 W 93-76
			1/10/98 W 83-66
			2/19/98 W 74-72
			3/5/98 W 78-71
			1/9/99 L 56-73
			2/17/99 L 67-69
			2/19/00 L 71-82
			1/31/01 W 70-67
			1/19/02 L 67-73
			2/20/02 W 63-57
			1/11/03 L 69-81
			1/21/03 W 69-51
			1/20/04 W 69-61
			2/21/04 L 56-59
			3/11/04 W 83-69
			1/22/05 W 67-60
			2/15/05 L 44-57
			1/7/06 W 81-79
			3/11/06 L 51-52
			1/2/07 L 67-74
			2/10/08 W 59-53
			2/26/08 W 72-69
			1/13/09 L 53-77
			1/31/09 L 81-93
			1/6/10 L 55-79
			2/10/10 L 52-69
			12/31/10 L 67-85
			2/27/11 L 61-82
			12/31/11 W 74-70
			1/15/12 L 63-80
			2/10/13 W 81-68
			3/5/13 L 58-67
			3/2/14 W 72-64
			1/10/15 W 69-66
			1/25/15 L 82-70
			1/10/16 W 85-60
			3/4/17 W 96-92
			1/30/18 L 56-71
			2/23/18 L 78-80
			2/10/19 L 52-55
			3/14/19 L 75-79
			1/11/20 W 66-54
			2/1/20 L 59-68

* denotes number of overtimes played

ACTIVE INDIANA PLAYERS CAREER VS. OHIO STATE

#	Player	gp-gs	min	avg	Total		3-Point		F-Throw		Rebounds				pf	dq	a	to	blk	stl	pts	avg
					fg-fga	fg%	3fg-fga	3fg%	ft-fa	ft%	off	def	tot	avg								
11	Green, Devonte	7-1	162	23.1	28-55	.509	20-30	.667	15-20	.750	4	8	12	1.7	3	0	12	9	2	3	91	13.0
10	Phinisee, Rob	4-4	102	25.5	12-34	.353	5-11	.455	2-7	.286	1	11	12	3.0	6	0	5	6	2	5	31	7.8
21	Jerome Hunter	2-0	47	23.5	3-9	.333	2-5	.400	6-7	.857	1	4	5	2.5	1	0	1	1	0	0	14	7.0
04	Trayce Jackson-Davis	2-2	62	31.0	3-9	.333	0-0	.000	7-10	.700	3	7	10	5.0	5	0	4	4	5	1	13	6.5
03	Smith, Justin	6-5	155	25.8	15-45	.333	0-6	.000	7-11	.636	4	11	15	2.5	9	0	6	3	0	6	37	6.2
50	Joey Brunk	2-2	48	24.0	4-8	.500	0-0	.000	3-6	.500	1	6	7	3.5	6	0	2	1	1	1	11	5.5
01	Durham, Aljami	6-4	123	20.5	12-26	.462	2-9	.222	6-10	.600	0	13	13	2.2	10	0	9	5	1	5	32	5.3
20	Davis, De'Ron	5-0	65	13.0	8-13	.615	0-0	.000	3-5	.600	4	5	9	1.8	15	0	5	12	1	2	19	3.8
25	Thompson, Race	2-0	7	3.5	1-1	1.000	1-1	1.000	0-0	.000	0	2	2	1.0	1	0	0	0	1	0	3	1.5
02	Armaan Franklin	2-0	12	6.0	1-4	.250	0-1	.000	0-1	.000	0	0	0	0.0	2	0	0	1	0	0	2	1.0
23	Anderson, Damezi	1-0	2	2.0	0-0	.000	0-0	.000	0-0	.000	0	0	0	0.0	0	0	0	0	0	0	0	0.0



INDIANA VS. PENN ST.

All-Time Series	40-12
Big Ten Tournament	2-2
11/26/78 W 86-65	Anchorage
12/12/81 W 80-51	Bloomington
1/9/93 W 105-57	Bloomington
2/9/93 W 88-84**	University Park
1/8/94 W 80-72	Bloomington
2/5/94 W 76-66	University Park
1/18/95 W 71-69	University Park
2/25/95 W 73-60	Bloomington
1/27/96 L 68-82	University Park
2/14/96 W 72-54	Bloomington
1/26/97 W 70-55	University Park
2/11/97 W 81-57	Bloomington
2/4/98 W 95-76	Bloomington
1/31/99 W 98-95**	University Park
1/8/00 W 85-78	University Park
2/2/00 W 87-77	Bloomington
1/17/01 W 77-69	Bloomington
2/3/01 W 85-78*	University Park
1/5/02 W 61-54	Bloomington
1/23/02 W 85-51	University Park
1/8/03 W 78-65	Bloomington
3/8/03 L 66-74	University Park
3/13/03 W 77-49	Chicago
2/11/04 W 75-56	University Park
2/2/05 W 68-63	Bloomington
2/15/06 L 68-71	University Park
2/22/06 W 69-65	Bloomington
1/13/07 W 84-74	University Park
3/3/07 W 94-63	Bloomington
1/20/08 W 81-65	Bloomington
3/9/08 L 64-68*	University Park
1/17/09 L 55-65	Bloomington
2/28/09 L 58-61	University Park
3/12/09 L 51-66	Indianapolis

1/21/10 W 67-61	University Park
12/27/10 L 60-69	Bloomington
3/10/11 L 55-61	Indianapolis
1/8/12 W 88-82	University Park
1/22/12 W 73-54	Bloomington
3/8/12 W 75-68	Indianapolis
1/7/13 W 74-51	University Park
1/23/13 W 72-49	Bloomington
1/11/14 W 79-76	University Park
2/12/14 L 65-66	Bloomington
1/13/15 W 76-73	Bloomington
2/6/16 L 63-68	University Park
1/18/17 W 78-75	University Park
2/1/17 W 110-102	Bloomington
1/9/18 W 74-70	Bloomington
12/4/18 W 64-62	University Park
1/29/20 L 49-64	University Park
2/23/20 W 68-60	Bloomington

ACTIVE INDIANA PLAYERS CAREER VS. PENN STATE

##	Player	gp-gs	min	avg	Total			3-Point		F-Throw		Rebounds				pf	dq	a	to	blk	stl	pts	avg
					fg-fga	fg%	3fg-fga	3fg%	ft-fa	ft%	off	def	tot	avg									
04	Trayce Jackson-Davis	2-2	61	30.5	11-26	.423	0-0	.000	5-7	.714	6	11	17	8.5	5	0	0	5	3	2	27	13.5	
25	Race Thompson	1-0	21	21.0	4-6	.667	0-0	.000	0-3	.000	2	2	4	4.0	4	0	0	0	1	1	8	8.0	
11	Green, Devonte	6-1	142	23.7	16-48	.333	7-24	.292	9-12	.750	1	19	20	3.3	10	0	15	10	2	2	48	8.0	
01	Durham, Aljami	4-3	95	23.8	9-22	.409	4-9	.444	9-12	.750	1	5	6	1.5	7	0	5	7	2	0	31	7.8	
10	Phinisee, Rob	3-3	80	26.7	4-17	.235	1-5	.200	10-11	.909	0	12	12	4.0	2	0	11	4	1	6	19	6.3	
03	Smith, Justin	4-4	90	22.5	9-19	.474	1-1	1.000	5-7	.714	7	19	26	6.5	12	0	0	9	0	4	24	6.0	
20	Davis, De'Ron	5-0	70	14.0	8-21	.381	0-0	.000	10-11	.909	7	10	17	3.4	18	1	3	4	3	4	26	5.2	
50	Joey Brunk	2-2	20	10.0	3-5	.600	0-0	.000	0-0	.000	1	5	6	3.0	6	0	0	2	0	0	6	3.0	
02	Armaan Franklin	2-0	23	11.5	1-5	.200	0-2	.000	1-2	.500	0	5	5	2.5	0	0	0	2	0	2	3	1.5	
23	Damezi Anderson	1-0	16	16.0	0-3	.000	0-2	.000	0-0	.000	0	4	4	4.0	1	0	0	1	0	0	0	0.0	



INDIANA VS. RUTGERS

All-Time Series **6-3**

Big Ten Tournament **0-0**

12/28/80	W	55-50	Honolulu
1/31/15	W	72-64	Bloomington
2/22/15	W	84-54	Piscataway
12/30/15	W	79-72	Piscataway
1/15/17	W	76-57	Bloomington
2/5/18	W	65-43	Piscataway
3/1/18	L	69-76	Bloomington
1/30/19	L	58-66	Piscataway
1/15/20	L	50-59	Piscataway

* - Indicates Number of Overtimes played

ACTIVE INDIANA PLAYERS CAREER VS. RUTGERS

##	Player	gp-gs	min	avg	Total		3-Point		F-Throw		Rebounds				pf	dq	a	to	blk	stl	pts	avg
					fg-fga	fg%	3fg-fga	3fg%	ft-fa	ft%	off	def	tot	avg								
01	Durham, Aljami	5-3	116	23.2	6-23	.261	2-13	.154	6-7	.857	0	12	12	2.4	9	0	10	7	2	0	20	4.0
50	Joey Brunk	1-1	32	32.0	5-10	.500	0-0	.000	0-1	.000	4	6	10	10.0	1	0	1	0	0	1	10	10.0
11	Green, Devonte	5-2	107	21.4	14-31	.452	2-11	.182	6-8	.750	1	2	3	0.6	9	0	6	10	0	3	36	7.2
03	Smith, Justin	5-3	119	23.8	14-32	.438	0-5	.000	5-8	.625	6	19	25	5.0	13	0	5	13	2	5	33	6.6
10	Phinisee, Rob	3-3	83	27.7	6-21	.286	3-13	.231	2-3	.667	0	6	6	2.0	7	0	8	7	0	4	17	5.7
04	Trayce Jackson-Davis	1-1	19	19.0	2-6	.333	0-0	.000	0-0	.000	4	2	6	6.0	3	0	1	1	2	0	4	4.0
20	Davis, De'Ron	3-0	31	10.3	3-6	.500	0-0	.000	5-6	.833	1	9	10	3.3	6	0	0	2	1	1	11	3.7
21	Jerome Hunter	1-0	20	20.0	1-5	.200	0-2	.000	0-0	.000	1	2	3	3.0	2	0	0	3	0	1	2	2.0
02	Armaan Franklin	1-0	4	4.0	0-1	.000	0-0	.000	0-0	.000	0	1	1	1.0	0	0	0	0	0	0	0	0.0
25	Thompson, Race	2-0	17	8.5	0-2	.000	0-2	.000	0-0	.000	0	4	4	2.0	3	0	0	0	1	1	0	0.0
23	Anderson, Damezi	3-0	27	9.0	0-6	.000	0-5	.000	0-0	.000	1	4	5	1.7	1	0	0	0	0	1	0	0.0




INDIANA'S NATIONAL PLAYERS OF THE YEAR



**KENT
BENSON**

1976


- Helms Foundation National Player of the Year



**SCOTT
MAY**

1976

- Naismith Award
- Helms Foundation National Player of the Year
- Rupp Award
- Sporting News Player of the Year



**CALBERT
CHEANEY**

1993

- Wooden Award
- Naismith Award
- Rupp Award
- Sporting News Player of the Year



**VICTOR
OLADIPO**

2013

- Rupp Award
- Sporting News Player of the Year



2019-20 ROSTER



#0
Cooper Bybee
Jr. • G • 6-1 • 185
Ellettsville, Ind.
Edgewood



#1
Aljami Durham
Jr. • G • 6-4 • 181
Lilburn, Ga.
Berkmar
9.7 ppg., 2.5 APG



#2
Armaan Franklin
Fr. • F • 6-4 • 195
Indianapolis, Ind.
Cathedral
3.4 ppg., 1.4 apg



#3
Justin Smith
Jr. • F • 6-7 • 227
Buffalo Grove, Ill.
Adlai Stevenson
10.4 ppg., 5.1 rpg



#4
Trayce Jackson-Davis
Fr. • F • 6-9 • 245
Greenwood, Ind.
Center Grove
13.6 ppg., 8.2 rpg



#5
Michael Shipp
Fr. • G • 6-3 • 185
Cincinnati, Ohio
Moeller



#10
Rob Phinisee
So. • G • 6-1 • 190
Lafayette, Ind.
McCutcheon
7.2 ppg., 3.3 apg



#11
Devonte Green
Sr. • G • 6-3 • 185
North Babylon, N.Y.
LongIslandLutheran
10.8 ppg., 2.1 apg



#14
Nathan Childress
Fr. • F • 6-6 • 210
Zionsville, Ind.
Zionsville



#15
Adrian Chapman
Sr. • G • 6-2 • 190
Brownsburg, Ind.
Brownsburg



#20
De'Ron Davis
Sr. • F • 6-10 • 255
Park Hill, Colo.
Overland
2.6 ppg., 1.3 rpg



#21
Jerome Hunter
R-Fr. • F • 6-7 • 214
Pickerington, Oh.
Pickerington North
3.9 ppg., 2.0 rpg



#22
Jacquez Henderson
Jr. • G • 6-2 • 185
Winter Park, Fla.
The Geneva School



#23
Damezi Anderson
So. • F • 6-7 • 215
South Bend, Ind.
Riley
2.8 ppg., 2.2 rpg



#25
Race Thompson
R-So. • F • 6-8 • 228
Plymouth, Minn.
Armstrong
3.6 ppg., 4.0 rpg



#50
Joey Brunk
R-Jr. • F • 6-11 • 245
Indianapolis, Ind.
Southport/Butler
6.8 ppg., 5.2 rpg



Archie Miller
3rd Year at IU
9th year as college
head coach
3rd year at IU
54-43



2019-20 All-Big Ten Men's Basketball Team

As selected by Big Ten coaches

FIRST TEAM

LUKA GARZA, IOWA
Anthony Cowan Jr., Maryland
Jalen Smith, Maryland
CASSIUS WINSTON, MICHIGAN STATE
Lamar Stevens, Penn State

SECOND TEAM

Ayo Dosunmu, Illinois
Zavier Simpson Michigan
Xavier Tillman, Michigan State
Daniel Oturu, Minnesota
Kaleb Wesson, Ohio State

THIRD TEAM

Trayce Jackson-Davis, Indiana
Joe Wieskamp, Iowa
Geo Baker, Rutgers
Nate Reuvers, Wisconsin
D'Mitrik Trice, Wisconsin

HONORABLE MENTION

Kofi Cockburn, Illinois
Marcus Carr, Minnesota
Trevion Williams, Purdue
Ron Harper Jr., Rutgers

ALL-FRESHMAN TEAM

KOFI COCKBURN, ILLINOIS
TRAYCE JACKSON-DAVIS, INDIANA
CJ Fredrick, Iowa
Franz Wagner, Michigan
Rocket Watts, Michigan State

ALL-DEFENSIVE TEAM

Jalen Smith, Maryland
Xavier Tillman, Michigan State
Daniel Oturu, Minnesota
Jamari Wheeler, Penn State
Nojel Eastern, Purdue

PLAYER OF THE YEAR:

Luka Garza, Iowa

DEFENSIVE PLAYER

OF THE YEAR:

Xavier Tillman, Michigan State

FRESHMAN OF THE YEAR:

Kofi Cockburn, Illinois

SIXTH MAN OF THE YEAR:

Aaron Wiggins, Maryland

COACH OF THE YEAR:

Greg Gard, Wisconsin

UNANIMOUS SELECTIONS

IN ALL CAPS

2019-20 Big Ten Sportsmanship Award Honorees

Andres Feliz, Illinois; Joey Brunk, Indiana; Connor McCaffery, Iowa; Aaron Wiggins, Maryland; Austin Davis, Michigan; Cassius Winston, Michigan State; Michael Hurt, Minnesota; Haanif Cheatham, Nebraska; A.J. Turner, Northwestern; Danny Hummer, Ohio State; John Harrar, Penn State; Tommy Luce, Purdue; Akwasi Yeboah, Rutgers; Michael Ballard, Wisconsin.

As selected by Media Voting Panel

FIRST TEAM

Ayo Dosunmu, Illinois
LUKA GARZA, IOWA
Jalen Smith, Maryland
Cassius Winston, Michigan State
Lamar Stevens, Penn State

SECOND TEAM

Anthony Cowan Jr., Maryland
Zavier Simpson, Michigan
Xavier Tillman, Michigan State
Daniel Oturu, Minnesota
Kaleb Wesson, Ohio State

THIRD TEAM

Kofi Cockburn, Illinois
Trayce Jackson-Davis, Indiana
Joe Wieskamp, Iowa
Marcus Carr, Minnesota
Nate Reuvers, Wisconsin

HONORABLE MENTION

Darryl Morsell, Maryland
Isaiah Livers, Michigan
Cam Mack, Nebraska
Myreon Jones, Penn State
Trevion Williams, Purdue
Geo Baker, Rutgers
Ron Harper Jr., Rutgers
D'Mitrik Trice, Wisconsin

PLAYER OF THE YEAR:

Luka Garza, Iowa

FRESHMAN OF THE YEAR:

Kofi Cockburn, Illinois

COACH OF THE YEAR:

Greg Gard, Wisconsin

UNANIMOUS SELECTION

IN ALL CAPS

2020 BIG TEN MEN'S BASKETBALL TOURNAMENT MEDIA INFORMATION



MEDIA COORDINATORS

Shannon Malone

Cell: 972-804-8675
smalone@bigten.org

Adam Augustine

Cell: 608-215-4391
aAugustine@bigten.org

TOURNAMENT WEBSITE

For up-to-the-minute information on the 2020 Big Ten Men's Basketball Tournament, visit the official tournament website: <http://bigten.org/MBBT>

CREDENTIAL PICK-UP

Credentials will not be mailed. Media should be advised that security surrounding the Big Ten Men's Basketball Tournament remains strict. Media will need to present a government-issued photo I.D. upon picking up their credentials. Big Ten and Bankers Life Fieldhouse staff will be checking photo credentials every day. Also, everyone entering Bankers Life Fieldhouse should be prepared to have their possessions searched by security staff. The Big Ten Tournament staff appreciates your cooperation.

All credentials will be distributed at the Bankers Life Fieldhouse Media/Employee Entrance on Delaware Street. There will be NO credential pickup at any other location in Indianapolis.

CREDENTIAL DISTRIBUTION SCHEDULE (all times ET)

Wednesday, March 11	3 p.m.-9:30 p.m.
Thursday, March 12	9 a.m.-10 p.m.
Friday, March 13	9 a.m.-10 p.m.
Saturday, March 14	10 a.m.-4:30 p.m.
Sunday, March 15	12:30 p.m.-4:30 p.m.

MEDIA SHUTTLE

There will not be a media shuttle running to/from area hotels to Bankers Life Fieldhouse.

MEDIA MATERIALS

Beginning with the 2020 Big Ten Tournament, we are transitioning to a largely paperless event, meaning we will not be printing out box scores, stats or game notes on-site and duplication/distribution of printed materials will be at an absolute minimum. We strongly encourage you to use the in-game StatBroadcast live stats (bigtenstats.com), as well as the Big Ten Tournament Central website (bigten.org/mbbt) or each individual school's website as the main sources for all information you may need for the event. If you need to print off hard copies of any media materials, please plan to do so prior to your arrival at the arena. Thanks for your understanding and cooperation.

MEDIA WORKROOM

Games will be aired on televisions inside the workroom. The media workroom will also have power outlets at each table.

MEDIA SEATING

Assigned media seating will be available behind the scorer's table and in Section 107. Overflow media seating will be available in Section 228 for all five days of the tournament.

MEDIA PARKING

Parking accommodations for media during the Big Ten Tournament will be in the Virginia Avenue Garage, located on Maryland Street. This garage is most easily accessed at the intersection of Maryland and Alabama Streets and is immediately east of the Fieldhouse. A limited number of parking passes will be distributed with media credentials during designated distribution times (listed above). Parking passes are valid for the duration of the tournament and must be visibly displayed in the vehicle's front windshield or dashboard for admittance.

Parking location for television trucks is a surface lot south of Bankers Life Fieldhouse. Television satellite and microwave trucks must have parking passes for access to this surface lot. This parking area does not have power hook-ups available.

WIRELESS INTERNET

Wireless Internet will be available to media in all media work areas.

Network: BLF_WiFi (No Password Needed)

LIVE STATS FEED

Media members wishing to access a live stats feed on their laptops may do so by accessing the following site: <http://bigtenstats.com>.

MEDIA HOSPITALITY

Complimentary media hospitality will be available at the Lightbound Club. Snacks and beverages will be available throughout the day. The following is the schedule of media hospitality for this year's event:

Wednesday	Beverages/Snacks: 3 p.m. – 12 a.m. ET
	Dinner: 5 p.m. – 8 p.m. ET
Thursday	Beverages/Snacks: 9 a.m. – 12:30 a.m. ET
	Lunch: 11 a.m. – 1 p.m. ET
	Dinner: 6 p.m. – 9 p.m. ET
Friday	Beverages/Snacks: 9 a.m. – 12:30 a.m. ET
	Lunch: 11 a.m. – 1 p.m. ET
	Dinner: 6 p.m. – 9 p.m. ET
Saturday	Beverages/Snacks: 10 a.m. – 9 p.m. ET
	Lunch: 11:30 a.m. – 1:30 p.m. ET
Sunday	Beverages/Snacks: 12 p.m. – 9:30 p.m. ET
	Lunch: 1 p.m. – 3 p.m. ET
	Late Snack: 7 p.m. ET

POSTGAME INTERVIEWS

Press conferences will be held in the interview area of the media workroom with each team's head coach. Student participation in the postgame press conferences is optional, but students, who played in the game, will be available for the open locker room session. **The losing team will appear first in the post game press conference before the winning team for all tournament games.** The cooling off period will be 10 minutes for both the losing team and the winning team. All locker rooms shall be open to the media for a minimum of 20 minutes after the cooling off period has expired.

CHAMPIONSHIP GAME/SELECTION SUNDAY: The losing coach and students will have a 5-minute cooling off period in the locker room and will appear in the press conference first. The losing team's locker room will be open for a maximum of 20 minutes. The 20-minute clock starts once the coach/students depart for the press conference. However, the locker room will close approximately five minutes prior to the start of the NCAA Tournament Selection Show (6 p.m. ET), which may mean that the open locker room period could be shortened.

The winning team will participate in the postgame championship ceremony on the floor. The winning team will not be available to the media immediately following the game, with the exception of CBS and BTN TV interviews. The remaining interviews will occur after the NCAA Selection Show. Following or during the Selection Show, the winning coach and select students will be available in the press conference room and their locker room will be open for a minimum of 20 minutes.

POSTGAME FTP INFORMATION

Postgame press conferences will be available approximately 30 minutes after the conclusion of each interview session. Feeds of the postgame press conferences will be housed on an FTP site.

To access press conferences via FTP client (Filezilla, Cyberduck, etc) use the following:

Host: ftp3.ftptoyoursite.com	Port: 22
Username: bigtenm2020	Password: 2020BigTenMmedia

To access press conferences via web browser, enter this information into your browser address bar:

bigtenmbb.hammondcg.com
Username: bigtenm2020 Password: 2020BigTenMmedia

Each site will have a specific folder for every day of the tournament and each press conference file will include the team name in the file name.

2020 BIG TEN MEN'S BASKETBALL TOURNAMENT

HIGHLIGHT POLICIES

A maximum of two minutes (2:00) of game video footage (without audio) may be utilized during the 96 hours following the conclusion of the game solely within regularly scheduled bona fide news programming distributed via television, including such television programming simulcast on the Internet, wireless or other forms of media, but otherwise may not be distributed on the Internet, wireless or other forms of media.

TELEVISION POLICIES

Television rights for the Tournament have been granted to BTN and CBS. Each network will have its own announcers. Tournament timeouts may follow the same format used during the regular season.

During games, live television coverage on the court will be limited to the originating entity only. Other Big Ten television partners may have access to the court for the last five minutes of each game for taped coverage only, but additional access may be granted at the discretion of the conference. All other television stations must take a feed of game action and the postgame press conferences from the video distribution area.

Live television coverage will be limited to designated stand-up locations inside Bankers Life Fieldhouse. The Big Ten Conference reserves the right to designate the live stand-up locations during the Tournament. Television stations wishing to broadcast live shots must coordinate the use of the lines with the local affiliates.

Local television mini-cam operators will have access to the arena floor until 30 minutes before the first game in each session. There will be no access for local television mini-cam operators to the arena playing floor area (including seating areas) during games for any purpose or between games of the same session. In between sessions, local television mini-cam operators will have access to the floor when the originating broadcast entity has discontinued its live coverage.

Big Ten television partners (BTN or CBS) that are not producing the live broadcast of a specific game may have access to the arena floor until five minutes before each game and for taped coverage only. Additional access may be granted at the discretion of the conference.

When mini-cam operators have access to the arena, they will be permitted to shoot from the end zone aprons only. The postgame locker room policy for the Big Ten Tournament allows mini-cam operators access to teams when the cooling-off period has expired and the locker room has been officially opened by a Big Ten Tournament media coordination staff member.

The post-championship game awards presentation will be open to mini-cam operators. Mini-cam operators will have limited floor access behind the ropes only.

A mini-cam coordinator will be assigned to oversee and work with mini-cam operators throughout the Tournament.

PHOTOGRAPHY POLICIES

During games, photographers may only work from assigned baseline locations. In the postgame environment, photographers may work from the court apron with the exception of the team bench area.

The Big Ten Tournament Media Coordinator will assign photography locations in both baselines.

Two photo stewards will be assigned (one to each baseline to oversee and work with the photographers throughout the tournament).

Photographers must wear a credential and an armband while working in the end zone areas. The photo stewards will distribute armbands in each baseline prior to each session.

Any photographer seated in the second row of the photo box may sit on an elevated stool provided by the Big Ten. Please see the Big Ten photo steward nearest to your seat assignment to request a stool.

The photography overflow area will be in front of Section 110-111 for those not assigned a position on the baselines. (Exit the media work room and take a right to the 3 Bank Elevators. Take the elevator to the Krieg DeVault Club level. Exit the elevator and go to the left. Section 110-111 is around the corner on the right.)

IMPORTANT LINKS

We are transitioning to a largely paperless event. Box scores, stats, quotes and game notes can all be found on the Big Ten Tournament Central website at bigten.org/mbbt.

In-game StatBroadcast live stats can be found at bigtenstats.com.

RADIO POLICIES

Each school's designated official radio outlet will be assigned no more than four working spaces on the playing floor level.

At the coaches' discretion, school radio networks will be allowed to conduct a two-minute interview with the head coach at the network's courtside seating location following any interviews by the Big Ten television partners. Institutions may choose to have an assistant coach or player (not selected for television partner interviews) conduct the two-minute interview instead of the head coach.

Student radio positions at Bankers Life Fieldhouse will be located in Section 228. The Big Ten will provide two Ethernet lines in the studio radio positions – one for each team competing in the game.

NATIONAL RADIO

Compass Media Networks will provide the national radio broadcast for every Big Ten Men's Basketball Tournament game. A full list of radio talent appears below:

Games 1-2, 5-6: Drew Bontadelli (PxP), Mike Wozniak (color)
Games 3-4, 7-8: Gregg Daniels (PxP), Rick Mahorn (color)
Games 9-10: Drew Bontadelli (PxP), Doug Gottlieb (color)
Games 11-13: Gregg Daniels (PxP), Doug Gottlieb (color)

INTERNET POLICIES

"Real-time" transmission of streaming video, digital images, audio and data, including live game statistics, is exclusive to the official Big Ten Conference Tournament website and/or any other website so designated by the conference. All other media sites are strictly prohibited from transmitting real-time video or audio and/or digital images and/or data on their websites, or any other website.

TELEVISION TALENT

Big Ten Men's Basketball Tournament games will be broadcast by BTN and CBS Sports. A full list of television talent appears below:

Games 1-2 (BTN): Brandon Gaudin (PxP), Stephen Bardo (color), Mike Hall (sidelines)
Games 3-4 (BTN): Brian Anderson (PxP), Shon Morris (color), Andy Katz (sidelines)
Games 5-6 (BTN): Kevin Kugler (PxP), Stephen Bardo (color), Rick Pizzo (sidelines)
Games 7-8 (BTN): Kevin Kugler (PxP), Shon Morris (color), Rick Pizzo (sidelines)
Games 9-10 (BTN): Brian Anderson (PxP), Bill Raftery (color), Andy Katz (sidelines)
Games 11-13 (CBS Sports): Jim Nantz (PxP), Bill Raftery (color), Grant Hill (color), Tracy Wolfson (sidelines)

BIG TEN BASKETBALL CONTACTS

ILLINOIS

Derrick Burson
Office Phone: (217) 333-0933
Cell Phone: (217) 766-7315
burson@illinois.edu
Website: fightingillini.com
Twitter: @IlliniMBB

MICHIGAN STATE

Mex Carey
Office Phone: (517) 884-0033
Cell Phone: (917) 576-7445
carey@ath.msu.edu
Website: msuspartans.com
Twitter: @MSU_Basketball

OHIO STATE

Dan Wallenberg
Office Phone: (614) 292-6861
Cell Phone: (614) 266-4306
Wallenberg.1@osu.edu
Website: ohiostatebuckeyes.com
Twitter: @OhioStateHoops

INDIANA

J.D. Campbell
Cell Phone: (812) 322-1437
jc56@indiana.edu
Website: IUHoosiers.com
Twitter: @IndianaMBB

MINNESOTA

Dan Reising
Office Phone: (612) 625-4389
Cell Phone: (612) 419-6142
dbreisig@umn.edu
Website: gophersports.com
Twitter: @GopherMBB

PENN STATE

Rose Carter
Office Phone: (814) 863-3163
Cell Phone: (814) 441-8438
rpc14@psu.edu
Website: GoPSUsports.com
Twitter: @PennStateMBB

IOWA

Matt Weitzel
Office Phone: (319) 335-9411
Cell Phone: (319) 430-8176
matthew-weitzel@uiowa.edu
Website: hawkeyesports.com
Twitter: @IowaHoops

NEBRASKA

Shamus McKnight
Office Phone: (402) 472-7772
Cell Phone: (402) 540-0268
smcknight@huskers.com
Website: huskers.com
Twitter: @HuskerHoops

PURDUE

Chris Forman
Office Phone: (765) 494-3201
Cell Phone: (413) 687-4590
cforman@purdue.edu
Website: purduesports.com
Twitter: @BoilerBall

MARYLAND

Sean Ellenby
Cell Phone: (410) 409-4734
sellenby@umd.edu
Website: umterps.com
Twitter: @TerrapinHoops

NORTHWESTERN

Ray O'Connell
Office Phone: (847) 467-3418
Cell Phone: (773) 550-0128
raymond.oconnell@northwestern.edu
Website: nusports.com
Twitter: @NUMensBall

RUTGERS

Kevin Lorincz
Office Phone: (732) 445-8112
Cell Phone: (732) 801-4067
klorincz@scarletknights.com
Website: ScarletKnights.com
Twitter: @RutgersMBB

MICHIGAN

Tom Wywrot
Office Phone: (734) 763-4423
Cell Phone: (734) 320-1148
twywrot@umich.edu
Website: mgoblue.com
Twitter: @umichbbal

WISCONSIN

Brandon Harrison
Cell: 608-279-8653
bah@athletics.wisc.edu
Website: uwbadgers.com
Twitter: @BadgerMBB

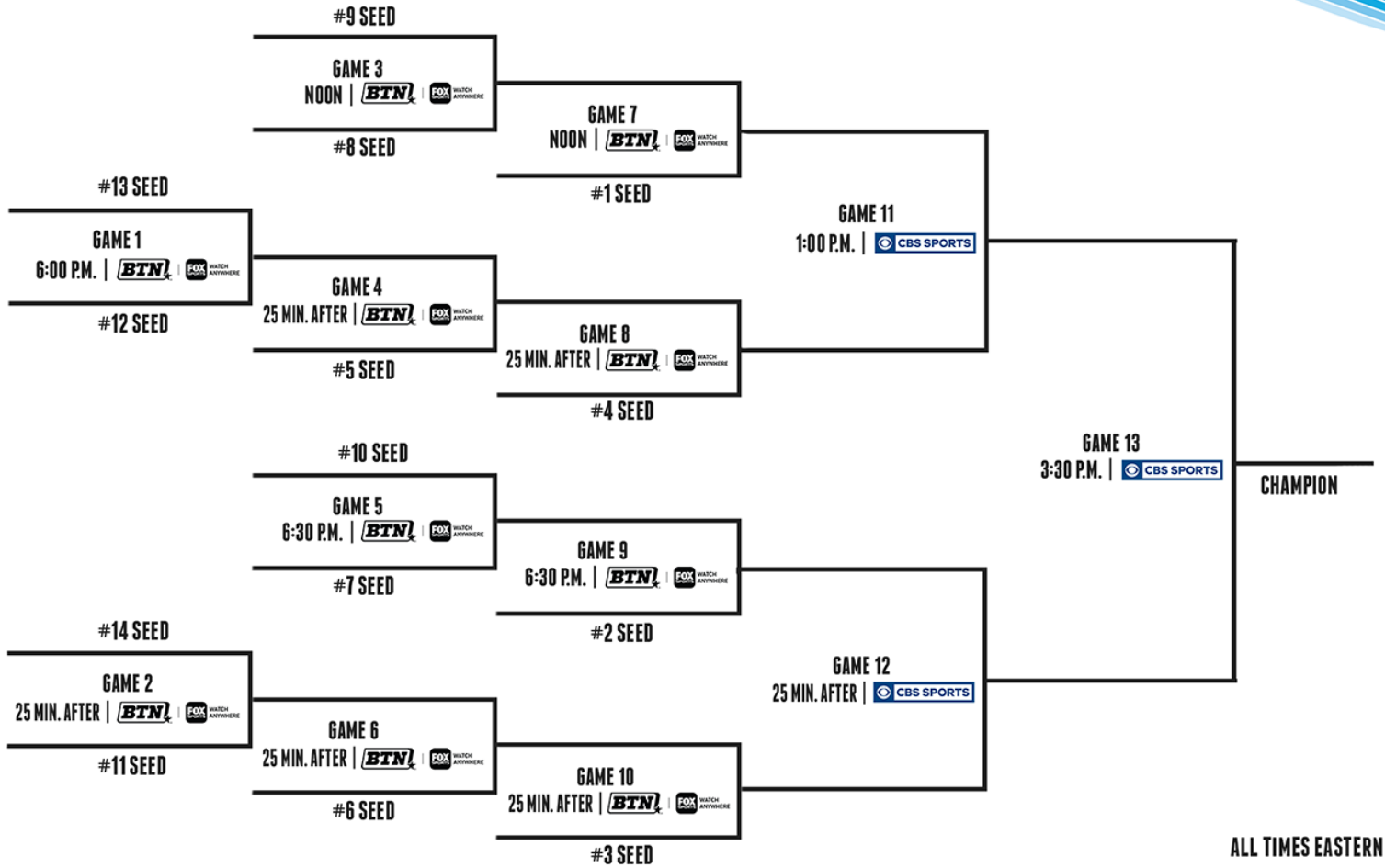


2020 BIG TEN MEN'S BASKETBALL TOURNAMENT

BANKERS LIFE FIELDHOUSE | INDIANAPOLIS, IND.



WEDNESDAY, MARCH 11 THURSDAY, MARCH 12 FRIDAY, MARCH 13 SATURDAY, MARCH 14 SUNDAY, MARCH 15



ALL TIMES EASTERN
 MORE INFORMATION AT BIGTEN.ORG/MBBT