



# 2022 PENN STATE BASEBALL

PENN STATE VS. MINNESOTA | APRIL 22-24, 2022 | MINNEAPOLIS, MINN.

## 2022 SCHEDULE

Date Opponent Time/Result

### FEBRUARY

18	vs. Monmouth (Cary, N.C.)	L, 1-10
19	vs. LIU (DH) (Cary, N.C.)	W, 14-3/L, 8-11
20	vs. Northeastern (Cary, N.C.)	L, 1-8
25	vs. Maine (Cary, N.C.)	W, 4-3
26	vs. Maine (DH) (Cary, N.C.)	L, 3-5/W, 9-3

### MARCH

4	at #5 Virginia (ACCNX)	L, 1-10
5	at #5 Virginia (ACCNX)	L, 4-10
6	at #5 Virginia (ACCNX)	L, 1-13
8	at VMI (ESPN+)	L, 4-11
11	vs. UMass (Cary, N.C.)	W, 10-6
12	vs. UMass (Cary, N.C.)	L, 4-11
13	vs. UMass (Cary, N.C.)	W, 1-0
15-16	NIAGARA (B1G+)	Canceled
18	MILWAUKEE (B1G+)	W, 6-4
19	MILWAUKEE (B1G+)	W, 4-3
20	MILWAUKEE (B1G+)	L, 0-12
22	YOUNGSTOWN STATE (B1G+)	L, 1-2
25	RUTGERS* (B1G+)	L, 4-6
25	RUTGERS* (B1G+)	W, 8-6
26	RUTGERS* (B1G+)	L, 6-20
29	PITT (B1G+)	PPD
30	ST. BONAVENTURE (B1G+)	W, 3-2 (10)

### APRIL

1	at #23 Maryland* (B1G+)	L, 4-8
2	at #23 Maryland* (B1G+)	W, 6-4 (10)
3	at #23 Maryland* (B1G+)	L, 2-7
6	BUCKNELL (B1G+)	W, 7-6
9	at Northwestern* (B1G+)	L, 4-5
9	at Northwestern* (B1G+)	W, 4-1
10	at Northwestern* (B1G+)	L, 2-5 (10)
12	WEST VIRGINIA (B1G+)	L, 4-8
14	PURDUE* (B1G+)	W, 12-7
15	PURDUE* (B1G+)	L, 5-11
16	PURDUE* (B1G+)	W, 7-5
20	MOUNT ST. MARY'S (B1G+)	W, 11-6
22	at Minnesota* (B1G+)	7 p.m.
23	at Minnesota* (B1G+)	3 p.m.
24	at Minnesota* (B1G+)	11 a.m.
26	BUCKNELL (B1G+)	6 P.M.
27	at West Virginia	6:30 p.m.
29	OMAHA (B1G+)	6 P.M.
30	OMAHA (B1G+)	6 P.M.

### MAY

1	OMAHA (B1G+)	1 P.M.
6	MICHIGAN STATE* (B1G+)	6 P.M.
7	MICHIGAN STATE* (B1G+)	1 P.M.
8	MICHIGAN STATE* (B1G+)	1 P.M.
10	at Georgetown (Bowie Baysox Stadium)	6 p.m.
13	at Ohio State* (B1G+)	6:05 p.m.
14	at Ohio State* (B1G+)	3:05 p.m.
15	at Ohio State* (BTN)	1:05 p.m.
17	at Pitt (PNC Park)	6 p.m.
19	ILLINOIS* (B1G+)	6 P.M.
20	ILLINOIS* (B1G+)	6 P.M.
21	ILLINOIS* (B1G+, Senior Day)	1 P.M.
25-29	Big Ten Tournament (Omaha, Neb.)	TBA

## STRATEGIC COMMUNICATIONS

Primary Contact.....Paul Marboe  
 Office Phone.....814-865-1757  
 Cell Phone .....814-777-7604  
 Email .....prms5118@psu.edu

## PENN STATE NITTANY LIONS

(15-19, 5-7 BIG TEN)



vs.

## MINNESOTA GOLDEN GOPHERS

(10-24, 1-8 BIG TEN)



GOPSUSPORTS.COM | @PENNSTATEBASE | SIEBERT FIELD


B1G+ | RADIO: ESPN Radio 103.7/1450 (Andre Magaro)

ONLINE | Links to live video, live audio and live stats available at GoPSUSports.com

## LEADING OFF

- Penn State travels to Minnesota for a three-game Big Ten series.
- The Nittany Lions are coming off an 11-6 win over Mount St. Mary's on Wednesday.
- Cole Bartels tied a career high with three hits, two doubles, and set a career best with four RBI.
- Jay Harry and Matt Wood each had two hits, including a double, two runs and an RBI.
- Tommy Molsky earned his first career save, going four shutout innings.
- Last weekend, Penn State earned a series win over Purdue with a 12-7 win in game one and a 7-5 victory in game two.
- Matt Wood is riding a 16-game hit streak, including 11 multi-hit games during that stretch.
- Over the last 10 games, Josh Spiegel has four doubles and three homers, while Jay Harry has three doubles, a triple and a homer.
- Jaden Henline is expected to make his fourth start of the season on Friday.

## PROJECTED STARTERS



Jaden Henline  
 RHP | So. | 6-2 | 195  
 New Cumberland, Pa.  
 11 Appearances/3 Starts  
 0-1, 4.55 ERA, 38K/10BB

TBA

TBA

## LINEUP (MOST STARTS BY POSITION)

No.	Name	Pos.	B/T	Ht./Wt.	Yr.	AVG	HR	RBI
14	Matt Wood	C	L/R	5-10/190	Jr.	.412	6	29
3	Cole Bartels	1B	R/R	6-3/195	Gr.	.286	2	14
2	Kyle Hannon	2B	L/R	5-10/194	So.	.288	0	8
1	Jay Harry	SS	L/R	6-0/195	So.	.324	4	16
7	C.J. Pittaro	3B	L/R	6-1/195	So.	.253	0	10
13	Tayven Kelley	1F	R/R	6-3/200	Jr.	.188	0	13
22	Johnny Piacentino	CF	R/R	5-11/185	Jr.	.259	2	12
35	Billy Gerlott	RF	R/R	6-1/195	So.	.219	1	13
41	Josh Spiegel	DH	R/R	6-3/206	R-Jr.	.300	5	24

No.	Name	Pos.	B/T	Yr.	Ht.	Wt.	Hometown/High School/Last School
1	Jay Harry	IF	L/R	So.	6-0	195	Metuchen, N.J./Metuchen
2	Kyle Hannon	IF/OF	L/R	So.	5-10	194	Harrisburg, Pa. / Red Land
3	Cole Bartels	OF/IF	R/R	Gr.	6-3	195	Belmont, Mass. / Belmont
4	Tyson Cooper	C/IF	S/R	R-So.	5-9	200	State College, Pa. / State College Area
5	Carson Ertter	OF	L/L	Jr.	5-10	175	Ebensburg, Pa. / Bishop Carroll Catholic
6	Joe Nastasi	RHP	R/R	So.	6-0	217	State College, Pa. / State College
7	C.J. Pittaro	IF	L/R	So.	6-1	195	Hamilton, N.J. / Steinert / Vanderbilt
8	Patrick DeMarco	RHP	R/R	Fr.	6-1	200	Los Angeles, Calif. / Marantha
9	Connor Throneberry	IF/RHP	R/R	Fr.	6-6	230	St. Louis, Mo. / Marquette Senior
10	Tanner Folds	LHP	R/L	Fr.	6-1	195	Calhoun, Ga. / Sonoraville
11	Chad Rogers	RHP	R/R	So.	6-5	220	Mentor, Ohio/Mentor
12	Kellan Tulio	LHP	L/L	Jr.	6-2	215	Emmaus, Pa. / Emmaus / Louisville
13	Tayven Kelley	OF	R/R	Jr.	6-3	200	Boiling Springs, Pa. / Boiling Springs
14	Matt Wood	C	L/R	Jr.	5-10	190	Gibsonia, Pa. / Pine Richland
15	Brenden Franks	IF/RHP	R/R	Jr.	6-3	205	State College, Pa. / State College
17	Seneca Gregory	RHP	R/R	Fr.	6-4	225	Stafford, Va. / Mountain View
18	Mason Mellott	RHP	R/R	Gr.	6-0	205	State College, Pa. / State College Area
19	Derek Cease	RHP/IF	R/R	Fr.	5-8	150	Plymouth, Pa. / Greater Nanticoke Area
20	Blaise Sclafani	RHP	R/R	Sr.	6-6	200	Souderton, Pa. / Souderton / UMass Lowell
21	Steven Miller	RHP	R/R	Sr.	6-1	190	Pittsburgh, Pa. / North Hills
22	Johnny Piacentino	OF	R/R	Jr.	5-11	185	Cherry Hill, N.J. / Bishop Eustace Prep
23	Jake Cooper	IF	R/R	Fr.	5-9	195	State College, Pa. / State College Area
24	Jaden Henline	RHP	L/R	So.	6-2	195	New Cumberland, Pa. / Red Land
25	Chase Renner	RHP	R/R	Fr.	6-4	190	Alburtis, Pa. / Brandywine Heights
27	Tommy Molsky	RHP	R/R	Fr.	6-1	160	Dillsburg, Pa. / Northern York County
28	Hutch Gagnon	LHP	L/L	Sr.	6-3	220	Downingtown, Pa. / Downingtown East
29	Carson Kohls	RHP	R/R	So.	6-0	195	Sacramento, Calif. / El Camino
30	Anthony Steele	1B/LHP/OF/L	L	Fr.	6-4	225	Shelton, Conn. / Shelton
31	Ryan Partridge	LHP	R/L	Jr.	6-3	215	Wexford, Pa. / North Allegheny
33	Travis Luensmann	RHP	R/R	So.	6-6	234	Altoona, Pa. / Bellewood-Antis / South Carolina
34	Richie Paltridge	LHP/1B/OF/L	L	So.	6-3	194	Montgomery, N.Y. / John S. Burke Catholic
35	Billy Gerlott	OF/IF	R/R	So.	6-1	195	Auburn, Pa. / Blue Mountain
36	Tyler Shingledecker	LHP	R/L	Sr.	6-3	185	Huntersville, N.C. / Hough
37	Jordan Morales	LHP	R/L	Jr.	5-9	175	Souderton, Pa. / Souderton / LaSalle
40	Ben Kailher	IF	R/R	Jr.	5-8	160	Rumford, R.I. / Providence Country Day
41	Josh Spiegel	C/1B	R/R	R-Jr.	6-3	206	Jennette, Pa. / Penn Trafford / Oklahoma State
44	Devin Fletcher	RHP	R/R	Fr.	6-8	215	Bethlehem, Pa. / Liberty
46	Noah Burke	OF	L/R	Fr.	6-0	192	Pittsburgh, Pa. / Canon McMillan
49	Ben DeMell	RHP/IF	L/R	Fr.	6-5	205	Concord, Ohio / Gilmour Academy

**ALPHABETICAL ROSTER**

- 3 Cole Bartels
- 46 Noah Burke
- 19 Derek Cease
- 23 Jake Cooper
- 4 Tyson Cooper
- 8 Patrick DeMarco
- 49 Ben DeMell
- 5 Carson Ertter
- 44 Devin Fletcher
- 10 Tanner Folds
- 15 Brenden Franks
- 28 Hutch Gagnon
- 35 Billy Gerlott
- 17 Seneca Gregory
- 2 Kyle Hannon
- 1 Jay Harry
- 24 Jaden Henline
- 40 Ben Kailher
- 29 Carson Kohls
- 33 Travis Luensmann
- 18 Mason Mellott
- 21 Steven Miller
- 27 Tommy Molsky
- 37 Jordan Morales
- 6 Joe Nastasi
- 34 Richie Paltridge
- 31 Ryan Partridge
- 22 Johnny Piacentino
- 7 C.J. Pittaro
- 25 Chase Renner
- 11 Chad Rogers
- 20 Blaise Sclafani
- 36 Tyler Shingledecker
- 41 Josh Spiegel
- 30 Anthony Steele
- 9 Connor Throneberry
- 12 Kellan Tulio
- 14 Matt Wood

**PRONUNCIATION GUIDE**

- 19 Derek **Cease** See-ce
- 40 Ben **Kailher** Kal-er
- 33 Travis **Luensmann** Lunns-min
- 18 Mason **Mellott** MEL-lot
- 22 Johnny **Piacentino** Pea-ess-en-tee-no
- 7 C.J. **Pittaro** Pi-TAR-o
- 41 Josh **Spiegel** Spee-gol
- 12 Kellan **Tulio** TOO-lee-oh

**ROSTER BREAKDOWN BY STATE**

- California - 2
- Connecticut - 1
- Georgia - 1
- Massachusetts - 1
- Missouri - 1
- New Jersey - 3
- New York - 1
- North Carolina - 1
- Ohio - 2
- Pennsylvania - 25
- Rhode Island - 1
- Virginia - 1

**ROSTER BREAKDOWN BY ELIGIBILITY**

- Freshmen - 12
- Sophomores - 11
- Juniors - 10
- Seniors/Graduates - 6

**ROSTER BREAKDOWN BY POSITION**

- Catchers - 3
- Infielders - 14
- Outfielders - 9
- Left-Handed Pitchers - 8
- Right-Handed Pitchers - 17

**PENN STATE QUICK FACTS**

**GENERAL INFORMATION**

Location ..... University Park, Pa.  
 Founded ..... 1855  
 Enrollment ..... 47,559  
 Colors ..... Blue and White  
 Conference ..... Big Ten  
 Nickname ..... Nittany Lions  
 President ..... Eric J. Barron  
 Director of Athletics ..... Sandy Barbour

**TEAM INFORMATION**

2021 Record ..... 18-24  
 2021 Big Ten Record/Finish ..... 18-24/9th  
 Postseason ..... None  
 All-Time Record (Years) ..... 2,094-1,541-21 (133)  
 All-Time Big Ten Record (Years) ..... 327-422 (30)  
 NCAA Tournament Appearances ..... 19  
 NCAA Tournament Record ..... 25-24  
 NCAA Super Regional Appearances ..... 1  
 College World Series Appearances ..... 5  
 (1952, 1957, 1959, 1963, 1973)  
 Best CWS Finish ..... Second (1957)  
 Last NCAA Tournament Appearance ..... 2000

**BASEBALL STAFF**

Head Coach ..... Rob Cooper  
 PSU Record (Years) ..... 162-235 (8)  
 Career Record (Years) ..... 448-465 (16)  
 Assistant Coaches ..... Josh Newman  
 .....(Pitching)  
 ..... Sean Moore (Hitting)  
 Volunteer Asst. Coach ..... Dallas Burke  
 .....(Hitting/Catchers)  
 Dir. of Operations/Player Development...  
 ..... Jake Stone  
 Athletic Trainer ..... Rebecca Barta

**STADIUM INFORMATION**

Home Stadium ... Medlar Field at Lubrano Park  
 First Season ..... 2007  
 Capacity ..... 5,406  
 Press Box Phone ..... (814) 441-9145

**MEDIA RELATIONS INFORMATION**

Baseball Contact ..... Paul Marboe  
 Cell Phone ..... (814) 777-7604  
 Email ..... prm5118@psu.edu  
 Website ..... GoPSUsports.com  
 Twitter ..... @PennStateBASE  
 Instagram ..... @PennStateBASE  
 Facebook Page ..... facebook.com/  
 pennstatebaseball

**Wood Leading Big Ten In Batting Average**

- Through 33 games played, junior Matt Wood is batting .412 with nine doubles, two triples, six homers, 29 RBI and 30 runs.
- He leads the Big Ten in batting average (.412), good for 17th in the country.
- Wood leads the Nittany Lions in batting average, hits, runs, triples, homers, RBI, walks (16), slugging percentage (.672) and on-base percentage (.479).
- Wood also sits second in the Big Ten in hits per game (1.48), third in OPS (1.151), fifth in slugging percentage and sixth in on-base percentage.
- Among Division I catchers, Wood is third in batting average, sixth in triples, eighth in on-base percentage, 10th in slugging percentage and 10th in OPS (1.151).
- The lefty batter has been impressive facing righty (.418) and lefty (.400) pitchers.
- Wood is batting .480 with runners in scoring position.
- Wood paces PSU with 18 multi-hit games and seven multi-RBI games this season and is riding a current 16-game hit streak.
- During the 16-game hit streak, Wood has 11 multi-hit performances. He is batting .475 (29-of-61) with five doubles, two triples and two homers.
- In the Purdue series, Wood went 5-for-8 (.625) at the plate with a double and a homer.

**Pennsylvania Influence In Pitching Staff**

- In 32 of 34 games this season, Penn State's starting pitcher has been a Pennsylvania native.
- Sophomore Travis Luensmann (Altoona) has made seven starts, and nine appearances, with 51 strikeouts in 40.2 innings. Luensmann struck out eight in six innings against Maine (2/25). He ranks sixth in the Big Ten in strikeouts per nine innings (11.29).
- Over his last three outings, Luensmann has allowed just one earned run in 13 innings while striking out 17 batters.
- Luensmann earned his first save as a Nittany Lion, going four innings and striking out six vs. Northwestern (4/9).
- The Altoona native threw six innings, allowing no earned runs, and struck out six in a win over Purdue (4/16).
- Freshman Tommy Molsky has made eight starts, and 11 appearances, tallying 33 strikeouts. Molsky tied a career high with six strikeouts against UMass (3/12).
- Graduate student Mason Mellott has made four starts and 13 appearances.
- Mellott, graduating in August 2021 with a bachelor's degree in Kinesiology, is tied third all-time at Penn State with 15 saves and ranks third with 80 appearances. Mellott is on the NCWBA Stopper of the Year Watch List.
- Junior Kellan Tulio has made eight starts and nine appearances. with 28 strikeouts and a 3.91 ERA. He threw five innings, allowing no earned runs, and struck out a career-high seven at Northwestern (4/9).
- Jaden Henline made the start in game one the last three weekends. At Maryland, he went five innings and at Northwestern (4/9), struck out six.
- Henline has struck out 38 batters in 31.2 innings and sits third in the Big Ten with three saves. In 11 appearances (three starts), Henline has thrown two or more innings in eight outings.
- Senior Pittsburgh native Steven Miller made his first career start at Northwestern (4/9), throwing three shutout innings and striking out three.
- In the bullpen, senior Tyler Shingledecker has made 13 appearances with a team-high three wins. The lefty has held opponents without an earned run in eight of his 13 outings. He has 34 strikeouts and only five walks.
- Over his last three appearances, Shingledecker has allowed just two runs and struck out 16 batters in 8.2 innings.
- Junior Souderton native Jordan Morales leads PSU with 16 appearances.
- Carson Kohls has been another effective member out of the bullpen in 11 appearances (one start), including two scoreless outings where he went three or more innings.
- Penn State is challenged with replacing a 2021 rotation that featured three MLB draft selections in Conor Larkin (9th round, Toronto Blue Jays), Kyle Virbitsky (17th round, Oakland A's) and Bailey Dees (18th round, New York Yankees).
- The Nittany Lions were one of only four Division I schools to have all three members of their starting rotation selected. Penn State has eight pitchers who have been drafted since 2016.

**Nittany Lions Finding Power**

- Over the last 10 games, Penn State has tallied 30 extra-base hits, including 18 doubles, two triples and 10 homers.
- Josh Spiegel has a team-best seven extra-base hits in that span with four doubles and three homers.
- He had two doubles and two homers in four games last week vs. West Virginia (4/12) and Purdue (4/14-16).
- Matt Wood has four doubles and two homers during that span, while Jay Harry has three doubles, a triple and a homer.
- On the season, Wood leads PSU with 17 extra-base hits, pacing PSU with two triples (tied with Piacentino) and six homers to go with nine doubles.
- Josh Spiegel is tied with Wood for the PSU lead with nine doubles and has five homers, while Harry has four homers this season and Cole Bartels and Johnny Piacentino have two each.

**B1G Road Win**

- Penn State earned a 6-4 win in 10 innings over Maryland on Saturday (4/2).
- The Terrapins were ranked No. 23 in the USA Today Coaches Poll and 25th in the Baseball America Poll.
- Penn State earned its first win in a true road game against a ranked opponent since a 15-5 win over No. 16 Michigan (5/13/07).
- The Nittany Lions recorded their first win against a ranked opponent away from home since March 2, 2019 against No. 21 Duke (8-7).
- Johnny Piacentino launched his first homer of the year, a two-run shot, in the sixth, while Matt Wood tied the game, 3-3, with an RBI single in the eighth.
- Penn State broke the tie in the 10th with a two-run double by Tayven Kelley and an RBI double by Jay Harry.
- Travis Luensmann earned the win on the mound, throwing three innings in relief and allowing just one run.

**THE OPPOSITION**

**Scouting Minnesota**

- Minnesota is coached by John Anderson in his 41st season.
- Anderson has a 1,341-952 record as head coach at Minnesota and has led the Golden Gophers to 19 NCAA Tournament appearances.
- The Gophers are 10-24 overall and 1-8 in Big Ten play this season.
- Last weekend, the Gophers dropped three games against Iowa and fell 6-0 against St. Thomas on Tuesday.
- Minnesota averages 4.8 runs per game with a team batting average of .239.
- Chase Stanke ranks third in the Big Ten with 10 homers, while Brett Bateman is fifth in the conference with 13 steals.
- Minnesota has a 6.41 team ERA.
- Sam Ireland leads the Gophers with 55 strikeouts in 47.1 innings.

**Against The Golden Gophers**

- The Nittany Lions trail the all-time series, 40-18, against Minnesota.
- Penn State will look for its first road win against Minnesota since May 5, 2012.
- The Nittany Lions have dropped their last seven road games against the Golden Gophers.
- Last season, Penn State earned a 7-3 win in the season finale.
- Matt Wood drove in two runs, while Johnny Piacentino had a double. On the mound, Kyle Virbitsky went seven innings, allowing just two runs and five hits while striking out 12.

**BY THE NUMBERS**

	<b>Penn State</b>	<b>Minnesota</b>
Batting Average	.269	.239
Slugging Percentage	.385	.397
On-Base Percentage	.344	.336
Runs Scored	165	164
Hits	309	265
Doubles	50	61
Triples	10	9
Home Runs	21	32
Stolen Bases-Attempts	22-36	41-52
ERA	5.54	6.41
Strikeouts	339	307
Opponent Batting Average	.271	.277
Fielding Percentage	.959	.964
Errors	53	44

**INSIDE THE SERIES**

Overall:	Minnesota Leads, 40-18	
Last Meeting:	W, 7-3; May 29, 2021	
Current Streak:	W, 1	
At Home:	8-14	
At Minnesota:	8-22	
Neutral Site:	2-7	
Last Five Meetings:		
5/29/21	N	W, 7-3
3/24/19	H	L, 6-8
3/24/19	H	L, 5-7
3/23/19	H	L, 1-5
4/8/18	N	L, 2-8

**STARTING LINEUPS**

OPPONENT	C	1B	2B	3B	SS	LF	CF	RF	DH	SP
vs. Monmouth (2/18)	Wood	Spiegel	Hannon	Pittaro	Harry	Bartels	Piacentino	Kelley	Gerlott	Luensmann
vs. LIU (2/19, 1)	Wood	Spiegel	Hannon	Pittaro	Harry	Bartels	Gerlott	Kelley	Piacentino	Tulio
vs. LIU (2/19, 2)	Spiegel	Bartels	Hannon	Pittaro	Harry	Gerlott	Piacentino	Kelley	Wood	Mellott
vs. Northeastern (2/20)	Wood	Spiegel	Hannon	Pittaro	Harry	Bartels	Gerlott	Kelley	Steele	Molsky
vs. Maine (2/25)	Wood	Spiegel	Hannon	Pittaro	Harry	Bartels	Gerlott	Kelley	Steele	Luensmann
vs. Maine (2/26, 1)	Wood	Spiegel	Hannon	J. Cooper	Harry	Bartels	Gerlott	Kelley	Steele	Tulio
vs. Maine (2/26, 2)	Spiegel	Steele	Hannon	J. Cooper	Harry	Bartels	Gerlott	Kelley	Wood	Molsky
at Virginia (3/4)	Wood	Spiegel	Hannon	J. Cooper	Harry	Bartels	Gerlott	Kelley	Steele	Luensmann
at Virginia (3/5)	Wood	Spiegel	Hannon	J. Cooper	Harry	Bartels	Gerlott	Kelley	Steele	Tulio
at Virginia (3/6)	Wood	Spiegel	Cease	Hannon	Harry	Bartels	Gerlott	Kelley	Steele	Molsky
at VMI (3/8)	Spiegel	Steele	Cease	Hannon	Harry	Bartels	Gerlott	Kelley	Wood	Mellott
vs. UMass (3/11)	Wood	Spiegel	Hannon	Pittaro	Harry	Bartels	Piacentino	Gerlott	Steele	Luensmann
vs. UMass (3/12)	Wood	Steele	Hannon	Pittaro	Harry	Bartels	Gerlott	Kelley	Spiegel	Molsky
vs. UMass (3/13)	Wood	Spiegel	Kailher	Hannon	Harry	Bartels	Gerlott	Kelley	T. Cooper	Mellott
Milwaukee (3/18)	Wood	Bartels	Kailher	Hannon	Harry	Kelley	Piacentino	Gerlott	Spiegel	Luensmann
Milwaukee (3/19)	Wood	Bartels	Kailher	Hannon	Harry	Kelley	Piacentino	Gerlott	Spiegel	Molsky
Milwaukee (3/20)	Wood	Spiegel	Kailher	Hannon	Harry	Bartels	Gerlott	Kelley	Steele	Mellott
Youngstown State (3/22)	Spiegel	Bartels	T. Cooper	Kailher	Harry	Kelley	Piacentino	Gerlott	Steele	Tulio
Rutgers (3/25, 1)	Wood	Bartels	Cease	Kailher	Harry	Kelley	Piacentino	Gerlott	Spiegel	Luensmann
Rutgers (3/25, 2)	Spiegel	Bartels	Kailher	Pittaro	Harry	Kelley	Piacentino	Gerlott	Wood	Molsky
Rutgers (3/26)	Wood	Bartels	Kailher	Pittaro	Harry	Kelley	Piacentino	Gerlott	Spiegel	Renner
St. Bonaventure (3/30)	T. Cooper	Bartels	Kailher	Pittaro	Harry	Kelley	Piacentino	Gerlott	Wood	Tulio
at Maryland (4/1)	Wood	Spiegel	Cease	Kailher	Harry	Bartels	Piacentino	Gerlott	Pittaro	Henline
at Maryland (4/2)	Wood	Spiegel	T. Cooper	Kailher	Harry	Bartels	Piacentino	Gerlott	Steele	Tulio
at Maryland (4/3)	Wood	Bartels	Kailher	Pittaro	Harry	Kelley	Piacentino	Gerlott	Steele	Molsky
Bucknell (4/6)	T. Cooper	Spiegel	Cease	Pittaro	Harry	Bartels	Kelley	Gerlott	Wood	Steele
at Northwestern (4/9, 1)	Wood	Bartels	Cease	Pittaro	Harry	Kelley	Piacentino	Gerlott	Spiegel	Henline
at Northwestern (4/9, 2)	Wood	Spiegel	T. Cooper	Pittaro	Harry	Bartels	Piacentino	Gerlott	Steele	Tulio
at Northwestern (4/10)	Wood	Spiegel	T. Cooper	Pittaro	Harry	Bartels	Piacentino	Gerlott	Steele	Miller
West Virginia (4/12)	Spiegel	Steele	Cease	Pittaro	Harry	Bartels	Kelley	Gerlott	Wood	Molsky
Purdue (4/14)	Wood	Spiegel	Cease	Pittaro	Harry	Bartels	Piacentino	Kelley	Steele	Henline
Purdue (4/15)	Wood	Bartels	Cease	Pittaro	Harry	Kelley	Piacentino	Gerlott	Spiegel	Tulio
Purdue (4/16)	Wood	Bartels	T. Cooper	Pittaro	Harry	Kelley	Piacentino	Gerlott	Spiegel	Luensmann
Mount St. Mary's (4/20)	T. Cooper	Spiegel	Kailher	Pittaro	Harry	Bartels	Piacentino	Kelley	Wood	Kohls

## BATTING ORDER

OPPONENT	1	2	3	4	5	6	7	8	9
vs. Monmouth (2/18)	Bartels	Wood	Piacentino	Spiegel	Harry	Kelley	Hannon	Gerlott	Pittaro
vs. LIU (2/19, 1)	Bartels	Wood	Piacentino	Spiegel	Harry	Kelley	Hanon	Gerlott	Pittaro
vs. LIU (2/19, 2)	Bartels	Wood	Piacentino	Spiegel	Harry	Kelley	Hannon	Gerlott	Pittaro
vs. Northeastern (2/20)	Bartels	Wood	Spiegel	Harry	Kelley	Hannon	Gerlott	Steele	Pittaro
vs. Maine (2/25)	Harry	Bartels	Wood	Spiegel	Hannon	Kelley	Steele	Gerlott	Pittaro
vs. Maine (2/26, 1)	Harry	Wood	Bartels	Spiegel	Steele	Gerlott	Kelley	Hannon	J. Cooper
vs. Maine (2/26, 2)	Harry	Bartels	Wood	Spiegel	Hannon	Kelley	Steele	Gerlott	J. Cooper
at Virginia (3/4)	Harry	Bartels	Wood	Spiegel	Hannon	Gerlott	Kelley	Steele	J. Cooper
at Virginia (3/5)	Harry	Bartels	Wood	Spiegel	Hannon	Gerlott	Kelley	Steele	J. Cooper
at Virginia (3/6)	Harry	Bartels	Wood	Gerlott	Hannon	Kelley	Steele	Spiegel	Cease
at VMI (3/8)	Harry	Bartels	Wood	Gerlott	Hannon	Kelley	Steele	Spiegel	Cease
vs. UMass (3/11)	Hannon	Bartels	Wood	Gerlott	Harry	Piacentino	Steele	Spiegel	Pittaro
vs. UMass (3/12)	Hannon	Bartels	Wood	Gerlott	Harry	Spiegel	Steele	Kelley	Pittaro
vs. UMass (3/13)	Bartels	Wood	Gerlott	Spiegel	Hannon	Harry	Kelley	T. Cooper	Kailher
Milwaukee (3/18)	Harry	Wood	Piacentino	Spiegel	Hannon	Bartels	Gerlott	Kelley	Kailher
Milwaukee (3/19)	Harry	Wood	Piacentino	Bartels	Gerlott	Hannon	Spiegel	Kelley	Kailher
Milwaukee (3/20)	Bartels	Harry	Wood	Steele	Gerlott	Hannon	Spiegel	Kelley	Kailher
Youngstown State (3/22)	Bartels	Piacentino	Spiegel	Steele	Gerlott	Harry	Kelley	T. Cooper	Kailher
Rutgers (3/25, 1)	Gerlott	Piacentino	Wood	Spiegel	Bartels	Harry	Kelley	Kailher	Cease
Rutgers (3/25, 2)	Gerlott	Piacentino	Wood	Spiegel	Bartels	Harry	Kelley	Kailher	Pittaro
Rutgers (3/26)	Gerlott	Piacentino	Wood	Spiegel	Bartels	Harry	Kelley	Kailher	Pittaro
St. Bonaventure (3/30)	Gerlott	Piacentino	Wood	Bartels	Harry	Kelley	Kailher	Pittaro	T. Cooper
at Maryland (4/1)	Gerlott	Piacentino	Wood	Harry	Spiegel	Bartels	Pittaro	Kailher	Cease
at Maryland (4/2)	Bartels	Piacentino	Wood	Spiegel	Harry	Gerlott	Kailher	Steele	T. Cooper
at Maryland (4/3)	Kailher	Piacentino	Wood	Harry	Bartels	Steele	Gerlott	Kelley	Pittaro
Bucknell (4/6)	Bartels	Wood	Harry	Spiegel	Gerlott	Pittaro	Kelley	T. Cooper	Cease
at Northwestern (4/9, 1)	Bartels	Wood	Spiegel	Piacentino	Harry	Gerlott	Pittaro	Kelley	Cease
at Northwestern (4/9, 2)	Bartels	Wood	Piacentino	Spiegel	Harry	Pittaro	Gerlott	Steele	T. Cooper
at Northwestern (4/10)	Harry	Piacentino	Wood	Bartels	Steele	Spiegel	Pittaro	Gerlott	T. Cooper
West Virginia (4/12)	Harry	Wood	Bartels	Spiegel	Pittaro	Steele	Gerlott	Kelley	Cease
Purdue (4/14)	Bartels	Harry	Wood	Piacentino	Pittaro	Steele	Spiegel	Kelley	Cease
Purdue (4/15)	Bartels	Wood	Spiegel	Piacentino	Harry	Pittaro	Kelley	Gerlott	Cease
Purdue (4/16)	Bartels	Wood	Spiegel	Piacentino	Harry	Pittaro	Kelley	Gerlott	T. Cooper
Mount St. Mary's (4/20)	Bartels	Harry	Wood	Spiegel	Piacentino	Pittaro	Kelley	Kailher	T. Cooper

NATIONAL POLLS

AWARDS/HONORS

**D1Baseball (4/18)**

Rank	Team	Record	Prev.
1.	Tennessee	33-3	1
2.	Oregon State	27-7	3
3.	Oklahoma State	26-10	5
4.	Arkansas	28-7	6
5.	Miami	28-8	2
6.	Southern Miss	27-8	11
7.	Stanford	20-11	22
8.	Virginia Tech	23-9	21
9.	Texas Tech	27-12	4
10.	Texas	26-12	7
<b>11.</b>	<b>Virginia</b>	<b>27-9</b>	<b>8</b>
12.	Gonzaga	23-9	14
13.	UCLA	24-11	12
14.	Georgia	26-10	13
15.	UConn	28-7	18
16.	Louisville	24-11	9
17.	Texas State	28-9	19
18.	Notre Dame	21-8	10
19.	Auburn	24-12	17
20.	Oregon	24-11	NR
21.	TCU	24-12	NR
22.	LSU	23-12	15
23.	Dallas Baptist	23-12	16
<b>24.</b>	<b>Maryland</b>	<b>29-7</b>	<b>NR</b>
25.	Georgia Southern	24-11	NR

**Kyle Hannon**

Big Ten Player of the Week (3/9)

**Travis Luensmann**

Big Ten Player To Watch

**Mason Mellott**

NCBWA Stopper Of The Year Watch List

**Johnny Piacentino**

Big Ten Player To Watch

**Matt Wood**

Buster Posey Award Watch List  
Big Ten Player of the Week (3/2)  
Big Ten Player To Watch

**Baseball America (4/18)**

Rank	Team	Record	Prev.
1.	Tennessee	33-3	1
2.	Oklahoma State	26-10	3
3.	Oregon State	27-7	5
4.	Arkansas	28-7	7
5.	Miami	28-8	2
6.	Stanford	20-11	11
7.	Southern Miss	27-8	14
<b>8.</b>	<b>Virginia</b>	<b>27-9</b>	<b>6</b>
9.	Florida State	22-13	19
10.	Oregon	24-11	21
11.	Virginia Tech	23-9	NR
12.	Gonzaga	23-9	15
13.	Louisville	24-11	9
14.	Notre Dame	21-8	10
15.	TCU	24-12	NR
16.	UCLA	24-11	13
17.	Texas Tech	27-12	4
18.	Georgia	26-10	12
19.	Georgia Southern	24-11	NR
20.	Texas	26-12	8
21.	Texas State	28-9	18
<b>22.</b>	<b>Maryland</b>	<b>29-7</b>	<b>22</b>
23.	Auburn	24-12	17
24.	Wofford	27-9	25
25.	Dallas Baptist	23-12	20

**NCBWA (4/18)**

Rank	Team	Record	Prev.
1.	Tennessee	33-3	1
2.	Oregon State	27-7	2
3.	Arkansas	28-7	4
4.	Oklahoma State	26-10	7
5.	Miami	28-8	3
6.	Southern Miss	27-8	15
7.	Texas	26-12	6
8.	Stanford	20-11	18
9.	Texas Tech	27-12	5
10.	Gonzaga	23-9	16
<b>11.</b>	<b>Virginia</b>	<b>27-9</b>	<b>8</b>
12.	Georgia	26-10	10
13.	UConn	28-7	21
14.	Notre Dame	21-8	9
15.	UCLA	24-11	13
16.	Virginia Tech	23-9	28
17.	Louisville	24-11	11
18.	Texas State	28-9	24
<b>19.</b>	<b>Maryland</b>	<b>29-7</b>	<b>22</b>
20.	Vanderbilt	25-10	17
21.	TCU	24-12	26
22.	Oregon	24-11	NR
23.	LSU	23-12	12
24.	Dallas Baptist	23-12	19
25.	Auburn	24-12	23
26.	Florida State	22-13	29
27.	Arizona	24-12	14
<b>28.</b>	<b>Rutgers</b>	<b>30-6</b>	<b>NR</b>
29.	Georgia Southern	14-11	NR
30.	Mercer	31-5	NR

**PAGE 8 | PENN STATE AT MINNESOTA**  
**MULTI-HIT/RBI GAMES/STREAKS**

Multiple Hit Games	2	3	4	5+	Total
14 Wood, Matt	14	4	-	-	18
1 Harry, Jay	12	2	-	-	14
41 Spiegel, Josh	12	-	1	-	13
3 Bartels, Cole	7	2	-	-	9
35 Gerlott, Billy	5	1	-	-	6
22 Piacentino, Johnny	3	2	-	-	5
2 Hannon, Kyle	3	1	-	-	4
13 Kelley, Tayven	4	-	-	-	4
30 Steele, Anthony	2	1	-	-	3
7 Pittaro, C.J.	3	-	-	-	3
4 Cooper, Tyson	1	-	-	-	1
40 Kailher, Ben	1	-	-	-	1
19 Cease, Derek	1	-	-	-	1
TEAM	68	13	1	0	82

Hitting Streaks	Longest	Current
14 Wood, Matt	16	16
3 Bartels, Cole	16	5
1 Harry, Jay	14	2
41 Spiegel, Josh	7	2
35 Gerlott, Billy	7	-
7 Pittaro, C.J.	7	2
30 Steele, Anthony	6	-
2 Hannon, Kyle	6	-
13 Kelley, Tayven	4	-
19 Cease, Derek	4	-
22 Piacentino, Johnny	4	1
40 Kailher, Ben	3	1
4 Cooper, Tyson	2	-
9 Throneberry, Conno	1	1

Multiple RBI Games	2	3	4	5+	Total
14 Wood, Matt	4	2	1	-	7
41 Spiegel, Josh	2	2	1	-	5
13 Kelley, Tayven	3	1	-	-	4
22 Piacentino, Johnny	3	-	-	-	3
3 Bartels, Cole	2	-	1	-	3
7 Pittaro, C.J.	1	2	-	-	3
1 Harry, Jay	2	1	-	-	3
2 Hannon, Kyle	2	-	-	-	2
35 Gerlott, Billy	2	-	-	-	2
30 Steele, Anthony	-	1	-	-	1
TEAM	21	9	3	0	33

Reached Base Streaks	Longest	Current
35 Gerlott, Billy	18	3
3 Bartels, Cole	17	6
14 Wood, Matt	16	16
1 Harry, Jay	14	2
41 Spiegel, Josh	11	2
19 Cease, Derek	7	7
22 Piacentino, Johnny	7	1
2 Hannon, Kyle	7	-
7 Pittaro, C.J.	7	2
30 Steele, Anthony	7	-
40 Kailher, Ben	6	1
4 Cooper, Tyson	5	2
13 Kelley, Tayven	4	-
46 Burke, Noah	1	1
9 Throneberry, Conno	1	1
15 Franks, Brendan	1	-

**BIG TEN STANDINGS**  
**(Through 4/20)**

	Big Ten		Overall	
	W-L	Pct.	W-L	Pct.
Rutgers	11-1	.917	31-7	.816
Illinois	10-2	.833	19-15	.559
Maryland	7-2	.778	30-7	.811
Iowa	6-3	.667	21-12	.636
Michigan	6-3	.667	20-15	.571
Northwestern	4-5	.444	16-16	.500
Nebraska	4-5	.444	14-21	.400
<b>Penn State</b>	<b>5-7</b>	<b>.417</b>	<b>15-19</b>	<b>.441</b>
Purdue	4-6	.400	22-10	.688
Michigan State	2-7	.222	15-19	.441
Indiana	2-7	.222	14-22	.389
Ohio State	2-7	.222	12-20	.375
Minnesota	1-8	.111	10-24	.294



**This Week Around the BIG**

**April 22-24**

**Illinois:**  
vs. Maryland\*

**Indiana:**  
vs. Nebraska\*

**Iowa:**  
at Rutgers\*

**Maryland:**  
at Illinois\*

**Michigan:**  
vs. Ohio State\*

**Michigan State:**  
at Northwestern\*

**Minnesota:**  
vs. Penn State\*

**Nebraska:**  
at Indiana\*

**Northwestern:**  
vs. Michigan State\*

**Ohio State:**  
at Michigan\*

**Penn State:**  
**at Minnesota\***

**Purdue:**  
vs. Belmont

**Rutgers:**  
vs. Iowa\*

**NITTANY LIONS IN PROS**

Level	Years at PSU	2022 Team	Organization
<b>TRIPLE-A</b>			
Jim Haley, 3B	2014-16	Durham	Tampa Bay Rays
Eric Mock, P	2016-19	Columbus	Cleveland Guardians
<b>DOUBLE-A</b>			
Dante Biasi, P	2017-18	NW Arkansas	Kansas City Royals
Justin Hagenman, P	2016-18	Tulsa	Los Angeles Dodgers
<b>HIGH-A</b>			
<b>SINGLE-A</b>			
Conor Larkin, P	2018-21	Dunedin	Toronto Blue Jays
Kyle Virbitsky, P	2018-21	Stockton	Oakland A's
<b>Unassigned</b>			
Bailey Dees, P	2018-21	N/A	New York Yankees
Justin Williams, 3B	2019-21	N/A	Houston Astros

\*As of 4/8/22



**THE LAST TIME...**

**A Penn State Team**

Won 10 or more consecutive games.....April 14-30, 2000  
 Scored 10 or more runs in a game.....11, vs. Mount St. Mary’s; April 20, 2022  
 Scored 20 or more runs in a game .....27, Michigan State; May 1, 2021  
 Had a 10+ run inning.....10 (1st), Michigan State; May 1, 2021  
 Did not strikeout.....vs. Niagara; March 18, 2016  
 Turned a triple play.....8th inning, Michigan State; May 16, 2014  
 Shut out an opponent.....vs. UMass (1-0); March 13, 2022  
 Shut out consecutive opponents.....vs. Monmouth (1-0); February 15, 2019/vs. Monmouth (7-0), February 16, 2019  
 Was shut out at home.....Milwaukee (12-0); March 20, 2022  
 Was shut out on the road .....at Illinois (9-0); May 21, 2021  
 Was shut out in consecutive games.....at Delaware (5-0); March 18, 2017/Delaware (8-0); March 19, 2017  
 Swept a three-game series at home .....Michigan State; April 30-May 2, 2021  
 Swept a three-game series on the road.....at Northwestern; April 15-17, 2016  
 Swept a three-game conference series at home.....Michigan State; April 30-May 2, 2021  
 Swept a three-game conference series on the road.....at Northwestern; April 15-17, 2016  
 Beat a ranked opponent.....at #23 Maryland (6-4, 10 inn); April 2, 2022  
 Beat a ranked opponent on the road.....at #23 Maryland (6-4, 10 inn); April 2, 2022  
 Beat a Top-5 ranked opponent.....at #1 North Carolina (3-2); March 3, 2007  
 Won a series against a ranked opponent.....at #16 Michigan (four games); April 12-13, 2007  
 Won a series against a ranked opponent on the road.....at #16 Michigan (four games); April 12-13, 2007  
 Played an extra-inning game.....at Northwestern (L, 2-5, 10); April 10, 2022  
 Played a 12+ inning game .....Iowa (W, 5-4, 12); May 20, 2016  
 Played a 15+ inning game .....Illinois (L, 4-2, 15); April 25, 2015

**A Penn State Player**

Hit two home runs in a game.....Jay Harry (2), vs. Rutgers; March 25, 2022  
 Hit three home runs in a game.....Johnny Piacentino (3), vs. Northwestern; March 7, 2021  
 Led off game with a home run.....Gavin Homer, at Rutgers; April 4, 2021  
 Hit a grand slam.....Justin Williams, Rutgers, May 17, 2021  
 Hit back-to-back homers.....Gavin Homer/Jordan Bowersox (7th), UCF; March 10, 2019  
 Hit a walk-off home run.....Curtis Robison, Wagner; February 23, 2020  
 Hit a pinch-hit home run.....Shea Sbranti, at Illinois; April 21, 2019  
 Hit an inside-the-park home run.....Kris Kremer, Pittsburgh; April 10, 2019  
 Had five or more RBI in a game.....Curtis Robison (5), at Illinois; May 23, 2021  
 Had seven or more RBI in a game.....Aaron Novak (8), at Charleston Southern; March 8, 2015  
 Had four hits in a game.....Josh Spiegel (4), Purdue; April 16, 2022  
 Had five hits in a game.....Johnny Piacentino (5), Michigan State; May 1, 2021  
 Had two hits in an inning.....Cole Bartels, Purdue (3rd); April 14, 2022  
 Stole three or more bases.....Greg Guers, Bucknell; April 19, 2016  
 Had a 10-game hit streak.....Matt Wood (16); March 25-April 20, 2022\*  
 Had a 20-game hit streak.....Mike DeRenzo (23); 2002

Had 10 or more strikeouts.....Kyle Virbitsky (12), vs. Minnesota; May 29, 2021  
 Pitched a complete game.....Dante Biasi (7IP), Xavier; May 11, 2018  
 Pitched a nine-inning complete game.....Greg Welsh, Michigan State; May 17, 2013  
 Pitched a combined nine-inning shutout....Mason Mellott/Tyler Shingledecker/Jaden Henline, vs. UMass; March 13, 2022  
 Pitched an individual nine-inning shutout.....Greg Welsh, Michigan State; May 17, 2013  
 Pitched a no-hitter.....Steven Hill, at Iowa; April 21, 2012

\*Active Streak

HITTING CAREER HIGHS



#3 COLE BARTELS

Career Bests

Hits	3	2x, last vs. Mount St. Mary's	4/20/22
Runs	2	9x, last vs. Purdue	4/16/22
Doubles	2	vs. Mount St. Mary's	4/20/22
Triples	1	vs. Rutgers	5/17/21
Home Runs	1	3x, last vs. West Virginia	4/10/22
RBI	4	vs. Mount St. Mary's	4/20/22
Walks	2	5x, last vs. Purdue	4/15/22
Stolen Bases	2	vs. Michigan State	5/2/21



#46 NOAH BURKE

Career Bests

Hits	n/a		
Runs	n/a		
Doubles	n/a		
Triples	n/a		
Home Runs	n/a		
RBI	n/a		
Walks	1	vs. Rutgers	3/26/22
Stolen Bases	n/a		



#19 DEREK CEASE

Career Bests

Hits	2	vs. Bucknell	4/6/22
Runs	2	vs. Bucknell	4/6/22
Doubles	1	at VMI	3/8/22
Triples	n/a		
Home Runs	n/a		
RBI	n/a		
Walks	1	5x, last vs. Mount St. Mary's	4/20/22
Stolen Bases	1	vs. Bucknell	4/6/22



#23 JAKE COOPER

Career Bests


Hits	n/a		
Runs	n/a		
Doubles	n/a		
Triples	n/a		
Home Runs	n/a		
RBI	n/a		
Walks	n/a		
Stolen Bases	n/a		



#4 TYSON COOPER

Career Bests

Hits	2	vs. Bucknell	4/6/22
Runs	2	vs. Mount St. Mary's	4/20/22
Doubles	1	vs. Michigan State	5/2/21
Triples	n/a		
Home Runs	n/a		
RBI	1	2x, last vs. Michigan State	5/2/21
Walks	3	vs. Michigan	3/27/21
Stolen Bases	1	at Rutgers	4/4/21



#5 CARSON ERTTER

Career Bests

Hits	n/a		
Runs	n/a		
Doubles	n/a		
Triples	n/a		
Home Runs	n/a		
RBI	1	vs. Michigan State	5/1/21
Walks	1	vs. Michigan State	5/1/21
Stolen Bases	n/a		

HITTING CAREER HIGHS



#15 BRENDEN FRANKS

Career Bests

Hits	1	2x, last vs. Princeton	2/29/20
Runs	1	2x, last vs. Michigan State	5/1/21
Doubles	n/a		
Triples	n/a		
Home Runs	n/a		
RBI	n/a		
Walks	1	vs. LIU	2/19/22
Stolen Bases	n/a		



#35 BILLY GERLOTT

Career Bests

Hits	3	vs. Purdue	4/15/22
Runs	2	2x, last vs. Purdue	4/15/22
Doubles	1	7x, last vs. Purdue	4/15/22
Triples	1	vs. Rutgers	3/25/22
Home Runs	1	vs. Purdue	4/15/22
RBI	2	2x, last at Northwestern	4/9/22
Walks	2	vs. UMass	3/11/22
Stolen Bases	1	3x, last vs. Purdue	4/16/22



#2 KYLE HANNON

Career Bests

Hits	3	at Virginia	3/5/22
Runs	2	vs. Northwestern	3/7/21
Doubles	1	6x, last at Virginia	3/6/22
Triples	1	2x, last vs. Milwaukee	3/19/22
Home Runs	n/a		
RBI	2	2x, last vs. LIU	2/19/22
Walks	2	vs. Northeastern	2/20/22
Stolen Bases	1	2x, last at Virginia	3/6/22



#1 JAY HARRY

Career Bests

Hits	3	3x, last at Northwestern	4/9/22
Runs	3	vs. Michigan state	5/1/21
Doubles	2	vs. Northwestern	3/7/21
Triples	1	vs. Purdue	4/16/22
Home Runs	2	vs. Rutgers	3/25/22
RBI	6	vs. Michigan State	5/1/21
Walks	2	vs. Mount St. Mary's	4/20/22
Stolen Bases	1	4x, last vs. Mount St. Mary's	4/20/22



#40 BEN KAILHER

Career Bests

Hits	2	2x, last at Maryland	4/2/22
Runs	2	vs. Mount St. Mary's	4/20/22
Doubles	1	vs. Princeton	2/28/20
Triples	1	vs. Fairleigh Dickinson	3/8/20
Home Runs	n/a		
RBI	2	vs. Princeton	2/28/20
Walks	2	3x, last vs. Mount St. Mary's	4/20/22
Stolen Bases	2	vs. Mount St. Mary's	4/20/22



#13 TAYVEN KELLEY

Career Bests

Hits	2	9x, last vs. Purdue	4/14/22
Runs	1	11x, last vs. Purdue	4/16/22
Doubles	1	12x, last vs. Purdue	4/14/22
Triples	1	3x, last vs. Purdue	4/14/22
Home Runs	1	at Ohio State	4/25/21
RBI	3	vs. Purdue	4/14/22
Walks	2	vs. Michigan State	4/30/21
Stolen Bases	1	at Maryland	4/3/22

**HITTING CAREER HIGHS**



**#34 RICHIE PALTRIDGE**

**Career Bests**

Hits	n/a
Runs	n/a
Doubles	n/a
Triples	n/a
Home Runs	n/a
RBI	n/a
Walks	n/a
Stolen Bases	n/a



**#22 JOHNNY PIACENTINO**

**Career Bests**

Hits	5	vs. Michigan State	5/1/21
Runs	4	2x, last vs. Michigan State	5/1/21
Doubles	3	vs. Michigan State	5/1/21
Triples	1	2x, last at Maryland	4/1/22
Home Runs	3	vs. Northwestern	3/7/21
RBI	5	2x, last vs. Michigan State	5/1/21
Walks	2	6x, last vs. Rutgers	3/25/22
Stolen Bases	2	vs. Princeton	2/29/20



**#7 C.J. PITTARO**

**Career Bests\***

Hits	2	3x, last at Northwestern	4/9/22
Runs	2	2x, last vs. Rutgers	3/25/22
Doubles	1	3x, last at Northwestern	4/9/22
Triples	n/a		
Home Runs	n/a		
RBI	3	2x, last vs. Rutgers	3/26/22
Walks	2	2x, last vs. Purdue	4/14/22
Stolen Bases	1	vs. Bucknell	4/6/22

\*At Vanderbilt (2021)



**#41 JOSH SPIEGEL**

**Career Bests**

Hits	4	vs. Purdue	4/16/22
Runs	2	9x, last vs. Purdue	4/14/22
Doubles	2	2x, last vs. Bucknell	4/6/22
Triples	1	2x, last vs. Rutgers	3/25/22
Home Runs	2	vs. Northwestern	3/5/21
RBI	4	vs. Purdue	4/16/22
Walks	3	vs. Minnesota	5/29/21
Stolen Bases	1	at Illinois	5/23/21



**#30 ANTHONY STEELE**

**Career Bests**

Hits	3	vs. Maine	2/25/22
Runs	1	5x, last vs. Purdue	4/14/22
Doubles	1	vs. West Virginia	4/10/22
Triples	1	vs. Maine	2/26/22
Home Runs	1	at VMI	3/8/22
RBI	2	vs. Maine	2/26/22
Walks	1	3x, last at Northwestern	4/10/22
Stolen Bases	1	vs. Maine	2/25/22



**#9 CONNOR THRONEBERRY**

**Career Bests**

Hits	1	vs. UMass	3/12/22
Runs	1	vs. UMass	3/12/22
Doubles	n/a		
Triples	n/a		
Home Runs	n/a		
RBI	n/a		
Walks	n/a		
Stolen Bases	n/a		

HITTING CAREER HIGHS/PITCHING CAREER BESTS



#14 MATT WOOD

Career Bests		
Hits	3	9x, last vs. Bucknell 4/6/22
Runs	4	vs. LIU 2/19/22
Doubles	2	vs. Nebraska 4/16/21
Triples	1	3x, last vs. Rutgers 3/25/22
Home Runs	3	vs. LIU 2/19/22
RBI	4	vs. LIU 2/19/22
Walks	3	vs. LIU 2/19/22
Stolen Bases	1	5x, last vs. Mount St. Mary's 4/20/22



#19 DEREK CEASE

Career Bests		
IP	1.0	vs. Monmouth 2/18/22
Longest Start	n/a	
Longest Relief	1.0	vs. Monmouth 2/18/22
Hits	1	vs. Monmouth 2/18/22
Runs	1	vs. Monmouth 2/18/22
Earned Runs	0	vs. Monmouth 2/18/22
Walks	3	vs. Monmouth 2/18/22
Strikeouts	1	vs. Monmouth 2/18/22



#8 PATRICK DEMARCO

Career Bests		
IP	0.1	at VMI 3/8/22
Longest Start	n/a	
Longest Relief	0.1	at VMI 3/8/22
Hits	2	at VMI 3/8/22
Runs	3	at VMI 3/8/22
Earned Runs	3	at VMI 3/8/22
Walks	2	at VMI 3/8/22
Strikeouts	n/a	



#49 BEN DEMELL

Career Bests		
IP	1.2	vs. LIU 2/19/22
Longest Start	n/a	
Longest Relief	1.2	vs. LIU 2/19/22
Hits	1	vs. LIU 2/19/22
Runs	0	vs. LIU 2/19/22
Earned Runs	0	vs. LIU 2/19/22
Walks	3	vs. LIU 2/19/22
Strikeouts	2	vs. LIU 2/19/22



#44 DEVIN FLETCHER

Career Bests		
IP	n/a	
Longest Start	n/a	
Longest Relief	n/a	
Hits	n/a	
Runs	n/a	
Earned Runs	n/a	
Walks	n/a	
Strikeouts	n/a	



#10 TANNER FOLDS

Career Bests		
IP	1.0	2x, last at Virginia 3/4/22
Longest Start	n/a	
Longest Relief	1.0	2x, last at Virginia 3/4/22
Hits	0	4x, last vs. UMass 3/11/22
Runs	0	3x, last at Virginia 3/6/22
Earned Runs	0	3x, last at Virginia 3/6/22
Walks	0	2x, last at Virginia 3/6/22
Strikeouts	1	vs. LIU 2/19/22

**PITCHING CAREER BESTS**



**#28 HUTCH GAGNON**

**Career Bests**

IP	5.0	vs. Princeton	2/29/20
Longest Start	5.0	vs. Princeton	2/29/20
Longest Relief	3.0	2x, last vs. Wagner	2/23/20
Hits	0	8x, last at Purdue	5/27/21
Runs	0	17x, last at Iowa	5/7/21
Earned Runs	0	18x, last vs. Rutgers	5/16/21
Walks	0	16x, last at Illinois	5/22/21
Strikeouts	6	vs. Princeton	2/29/20



**#17 SENECA GREGORY**

**Career Bests**

IP	2.1	vs. UMass	3/12/22
Longest Start	n/a		
Longest Relief	2.1	vs. UMass	3/12/22
Hits	0	at VMI	3/8/22
Runs	0	3x, last vs. St. Bonaventure	3/30/22
Earned Runs	0	3x, last vs. St. Bonaventure	3/30/22
Walks	0	3x, last vs. St. Bonaventure	3/30/22
Strikeouts	4	vs. UMass	3/12/22



**#24 JADEN HENLINE**

**Career Bests**

IP	5.0	at Maryland	4/1/22
Longest Start	5.0	at Maryland	4/1/22
Longest Relief	4.0	2x, last vs. Rutgers	3/25/22
Hits	0	4x, last vs. UMass	3/13/22
Runs	0	8x, last vs. Youngstown State	3/22/22
Earned Runs	0	9x, last vs. Rutgers	3/25/22
Walks	0	11x, last vs. Purdue	4/14/22
Strikeouts	6	2x, last at Northwestern	4/9/22



**#29 CARSON KOHLS**

**Career Bests**

IP	3.2	vs. West Virginia	4/12/22
Longest Start	n/a		
Longest Relief	3.2	vs. West Virginia	4/12/22
Hits	0	3x, last vs. Monmouth	2/18/22
Runs	0	5x, last vs. West Virginia	4/12/22
Earned Runs	0	7x, last vs. West Virginia	4/12/22
Walks	0	6x, last vs. Bucknell	4/6/22
Strikeouts	5	vs. Bucknell	4/6/22



**#33 TRAVIS LUENSMANN**

**Career Bests\***

IP	6.0	2x, last vs. Purdue	4/16/22
Longest Start	6.0	2x, last vs. Purdue	4/16/22
Longest Relief	3.0	at Maryland	4/2/22
Hits	0	2x, last at Winthrop	3/2/21
Runs	0	3x, last at Northwestern	4/9/22
Earned Runs	0	5x, last vs. Purdue	4/16/22
Walks	0	5x, last at Northwestern	4/9/22
Strikeouts	8	vs. Maine	2/25/22



**#18 MASON MELLOTT**

**Career Bests**

IP	5.0	vs. UMass	3/13/22
Longest Start	5.0	vs. UMass	3/13/22
Longest Relief	4.2	2x, last vs. Duke	3/2/19
Hits	0	13x, last vs. Purdue	4/16/22
Runs	0	31x, last vs. Purdue	4/16/22
Earned Runs	0	44x, last vs. Purdue	4/16/22
Walks	0	36x, last vs. Purdue	4/15/22
Strikeouts	5	6x, last at Ohio State	4/25/21

\*At South Carolina (2021)

**PITCHING CAREER BESTS**



**#21 STEVEN MILLER**

**Career Bests**

IP	4.1	at Maryland	4/2/22
Longest Start	n/a		
Longest Relief	4.1	at Maryland	4/2/22
Hits	0	7x, last vs. Youngstown State	3/22/22
Runs	0	18x, last at Northwestern	4/10/22
Earned Runs	0	20x, last at Northwestern	4/10/22
Walks	0	15x, last vs. Purdue	4/16/22
Strikeouts	6	vs. Milwaukee	3/19/22



**#27 TOMMY MOLSKY**

**Career Bests**

IP	6.0	vs. Northeastern	2/20/22
Longest Start	6.0	vs. Northeastern	2/20/22
Longest Relief	n/a		
Hits	0	2x, last vs. St. Bonaventure	3/30/22
Runs	0	2x, last vs. Mount St. Mary's	4/20/22
Earned Runs	0	3x, last vs. Mount St. Mary's	4/20/22
Walks	0	4x, last vs. West Virginia	4/12/22
Strikeouts	6	2x, last vs. UMass	3/12/22



**#37 JORDAN MORALES**

**Career Bests\***

IP	7.0	vs. St. Bonaventure	4/24/21
Longest Start	7.0	vs. St. Bonaventure	4/24/21
Longest Relief	3.0	2x, last at Penn	4/3/21
Hits	0	9x, last vs. Bucknell	4/6/22
Runs	0	18x, last vs. Bucknell	4/6/22
Earned Runs	0	20x, last at Northwestern	4/10/22
Walks	0	22x, last vs. Purdue	4/16/22
Strikeouts	9	vs. Saint Joseph's	5/8/21


\*At LaSalle (2020-21)



**#6 JOE NASTASI**

**Career Bests**

IP	n/a		
Longest Start	n/a		
Longest Relief	n/a		
Hits	n/a		
Runs	n/a		
Earned Runs	n/a		
Walks	n/a		
Strikeouts	n/a		



**#31 RYAN PARTRIDGE**

**Career Bests**

IP	2.2	vs. Milwaukee	3/20/22
Longest Start	n/a		
Longest Relief	2.2	vs. Milwaukee	3/20/22
Hits	0	9x, last vs. Purdue	4/15/22
Runs	0	14x, last vs. Purdue	4/15/22
Earned Runs	0	15x, last vs. Purdue	4/15/22
Walks	0	11x, last vs. West Virginia	4/12/22
Strikeouts	3	vs. West Virginia	4/12/22



**#25 CHASE RENNER**

**Career Bests**

IP	2.0	3x, last vs. Bucknell	4/6/22
Longest Start	1.0	vs. Rutgers	3/25/22
Longest Relief	2.0	3x, last vs. Bucknell	4/6/22
Hits	0	4x, last vs. West Virginia	4/10/22
Runs	0	5x, last vs. West Virginia	4/10/22
Earned Runs	0	5x, last vs. West Virginia	4/10/22
Walks	0	3x, last vs. West Virginia	4/10/22
Strikeouts	4	vs. Bucknell	4/6/22

**PITCHING CAREER BESTS**



**#11 CHAD ROGERS**

Career Bests			
IP	3.0	vs. Northwestern	3/7/21
Longest Start	n/a		
Longest Relief	3.0	vs. Northwestern	3/7/21
Hits	0	at Ohio State	4/24/21
Runs	0	2x, last at VMI	3/8/22
Earned Runs	0	2x, last at VMI	3/8/22
Walks	1	4x, last vs. Rutgers	3/26/22
Strikeouts	1	5x, last vs. Rutgers	3/26/22



**#20 BLAISE SCLAFANI**

Career Bests			
IP	3.0*	vs. Northeastern	4/30/19
Longest Start	n/a		
Longest Relief	3.0*	vs. Northeastern	4/30/19
Hits	0	7x, last vs. Rutgers	3/26/22
Runs	0*	10x, last vs. Rutgers	3/26/22
Earned Runs	0	12x, last vs. Rutgers	3/26/22
Walks	0	9x, last vs. Rutgers	3/26/22
Strikeouts	3*	3x, last vs. Canisius	2/15/20

*\*At UMass Lowell (2020-21)*



**#36 TYLER SHINGLEDECKER**

Career Bests			
IP	4.1	2x, last vs. Youngstown State	4/9/19
Longest Start	4.1	vs. Youngstown State	4/9/19
Longest Relief	4.1	vs. Binghamton	3/26/19
Hits	0	21x, last vs. UMass	3/13/22
Runs	0	24x, last vs. Purdue	4/14/22
Earned Runs	0	30x, last vs. Purdue	4/14/22
Walks	0	18x, last vs. Youngstown State	3/22/22
Strikeouts	9	vs. Northwestern	3/5/21



**#30 ANTHONY STEELE**

Career Bests			
IP	1.0	2x, last vs. Milwaukee	3/20/22
Longest Start	0.2	vs. Bucknell	4/6/22
Longest Relief	1.0	2x, last vs. Milwaukee	3/20/22
Hits	0	vs. Youngstown State	3/22/22
Runs	0	3x, last vs. Youngstown State	3/22/22
Earned Runs	0	3x, last vs. Youngstown State	3/22/22
Walks	0	2x, last vs. Youngstown State	3/22/22
Strikeouts	2	2x, last vs. Youngstown State	3/22/22



**#12 KELLAN TULIO**

Career Bests*			
IP	6.0	vs. Maine	2/26/22
Longest Start	6.0	vs. Maine	2/26/22
Longest Relief	1.1	at Cincinnati	3/30/21
Hits	0	8x, last vs. St. Bonaventure	3/30/22
Runs	0	8x, last vs. St. Bonaventure	3/30/22
Earned Runs	0	8x, last vs. St. Bonaventure	3/30/22
Walks	0	5x, last vs. St. Bonaventure	3/30/22
Strikeouts	7	at Northwestern	4/9/22

*\*At Louisville (2020-21)*



**CAREER STATS**

**#3 COLE BARTELS IF/OF R/R GR. 6-3/195 BELMONT, MASS.**

Year	Avg	GP-GS	AB	R	H	2B	3B	HR	RBI	TB	SLG%	BB	HBP	SO	GDP	OB%	SF	SH	SB-ATT	PO	A	E	FLD%
2018	.000	17-3	0	0	0	0	0	0	0	0	.000	0	0	0	0	.000	0	0	0-0	0	1	0	1.000
2019	.000	7-3	0	0	0	0	0	0	0	0	.000	0	0	0	0	.000	0	0	0-0	1	1	1	.667
2020	.273	8-7	22	8	6	2	0	0	3	8	.364	7	1	4	0	.452	1	0	1-1	53	1	0	1.000
2021	.245	35-26	98	13	24	4	1	1	13	33	.337	13	1	21	4	.333	2	1	3-3	141	11	2	.987
2022	.286	34-34	133	20	38	6	0	2	14	50	.376	13	4	14	1	.364	1	0	3-4	138	7	2	.986
<b>TOTAL</b>	<b>.269</b>	<b>101-73</b>	<b>253</b>	<b>41</b>	<b>68</b>	<b>12</b>	<b>1</b>	<b>3</b>	<b>30</b>	<b>91</b>	<b>.360</b>	<b>33</b>	<b>6</b>	<b>39</b>	<b>5</b>	<b>.361</b>	<b>4</b>	<b>1</b>	<b>7-8</b>	<b>333</b>	<b>23</b>	<b>5</b>	<b>.986</b>

**#46 NOAH BURKE OF L/R FR. 6-0/192 PITTSBURGH, PA.**

Year	Avg	GP-GS	AB	R	H	2B	3B	HR	RBI	TB	SLG%	BB	HBP	SO	GDP	OB%	SF	SH	SB-ATT	PO	A	E	FLD%
2022	.000	5-0	4	0	0	0	0	0	0	0	.000	1	1	3	0	.333	0	0	0-0	0	0	0	.000
<b>TOTAL</b>	<b>.000</b>	<b>5-0</b>	<b>4</b>	<b>0</b>	<b>0</b>	<b>0</b>	<b>0</b>	<b>0</b>	<b>0</b>	<b>0</b>	<b>.000</b>	<b>1</b>	<b>1</b>	<b>3</b>	<b>0</b>	<b>.333</b>	<b>0</b>	<b>0</b>	<b>0-0</b>	<b>0</b>	<b>0</b>	<b>0</b>	<b>.000</b>

**#19 DEREK CEASE IF/P R/R FR. 5-8/150 PLYMOUTH, PA.**

Year	Avg	GP-GS	AB	R	H	2B	3B	HR	RBI	TB	SLG%	BB	HBP	SO	GDP	OB%	SF	SH	SB-ATT	PO	A	E	FLD%
2022	.167	23-9	36	6	6	1	0	0	0	7	.194	5	0	9	1	.268	0	0	1-1	21	36	4	.934
<b>TOTAL</b>	<b>.167</b>	<b>23-9</b>	<b>36</b>	<b>6</b>	<b>6</b>	<b>1</b>	<b>0</b>	<b>0</b>	<b>0</b>	<b>7</b>	<b>.194</b>	<b>5</b>	<b>0</b>	<b>9</b>	<b>1</b>	<b>.268</b>	<b>0</b>	<b>0</b>	<b>1-1</b>	<b>21</b>	<b>36</b>	<b>4</b>	<b>.934</b>

Year	ERA	W-L	APP	GS	CG	SHO	SV	IP	H	R	ER	BB	SO	2B	3B	HR	BF	BAA	WP	HBP	BK	SFA	SHA
2022	0.00	0-0	1	0	0	0/0	0	1.0	1	1	0	3	1	0	0	0	7	.250	0	0	0	0	0
<b>TOTAL</b>	<b>0.00</b>	<b>0-0</b>	<b>1</b>	<b>0</b>	<b>0</b>	<b>0/0</b>	<b>0</b>	<b>1.0</b>	<b>1</b>	<b>1</b>	<b>0</b>	<b>3</b>	<b>1</b>	<b>0</b>	<b>0</b>	<b>0</b>	<b>7</b>	<b>.250</b>	<b>0</b>	<b>0</b>	<b>0</b>	<b>0</b>	<b>0</b>

**#23 JAKE COOPER IF R/R FR. 5-9/195 STATE COLLEGE, PA.**

Year	Avg	GP-GS	AB	R	H	2B	3B	HR	RBI	TB	SLG%	BB	HBP	SO	GDP	OB%	SF	SH	SB-ATT	PO	A	E	FLD%
2022	.000	8-4	14	0	0	0	0	0	0	0	.000	0	0	6	0	.000	0	1	0-0	1	10	1	.917
<b>TOTAL</b>	<b>.000</b>	<b>8-4</b>	<b>14</b>	<b>0</b>	<b>0</b>	<b>0</b>	<b>0</b>	<b>0</b>	<b>0</b>	<b>0</b>	<b>.000</b>	<b>0</b>	<b>0</b>	<b>6</b>	<b>0</b>	<b>.000</b>	<b>0</b>	<b>1</b>	<b>0-0</b>	<b>1</b>	<b>10</b>	<b>1</b>	<b>.917</b>

**#4 TYSON COOPER C/IF S/R R-SO. 5-9/200 STATE COLLEGE, PA.**

Year	Avg	GP-GS	AB	R	H	2B	3B	HR	RBI	TB	SLG%	BB	HBP	SO	GDP	OB%	SF	SH	SB-ATT	PO	A	E	FLD%
2021	.111	11-3	18	2	2	1	0	0	2	3	.167	6	0	8	0	.333	0	0	1-1	16	1	0	1.000
2022	.148	12-9	27	3	4	0	0	0	0	4	.167	5	0	5	0	.281	0	2	0-2	43	10	1	.981
<b>TOTAL</b>	<b>.133</b>	<b>23-12</b>	<b>45</b>	<b>5</b>	<b>6</b>	<b>1</b>	<b>0</b>	<b>0</b>	<b>2</b>	<b>6</b>	<b>.167</b>	<b>11</b>	<b>0</b>	<b>13</b>	<b>0</b>	<b>.304</b>	<b>0</b>	<b>2</b>	<b>1-3</b>	<b>59</b>	<b>11</b>	<b>1</b>	<b>.986</b>

**#8 PATRICK DEMARCO RHP R/R FR. 6-1/200 LOS ANGELES, CALIF.**

Year	ERA	W-L	APP	GS	CG	SHO	SV	IP	H	R	ER	BB	SO	2B	3B	HR	BF	BAA	WP	HBP	BK	SFA	SHA
2022	81.00	0-0	1	0	0	0/0	0	0.1	2	3	3	2	0	0	0	0	5	1.000	1	0	0	0	0
<b>TOTAL</b>	<b>81.00</b>	<b>0-0</b>	<b>1</b>	<b>0</b>	<b>0</b>	<b>0/0</b>	<b>0</b>	<b>0.1</b>	<b>2</b>	<b>3</b>	<b>3</b>	<b>2</b>	<b>0</b>	<b>0</b>	<b>0</b>	<b>0</b>	<b>5</b>	<b>1.000</b>	<b>1</b>	<b>0</b>	<b>0</b>	<b>0</b>	<b>0</b>

**#49 BEN DEMELL IF/P L/R FR. 6-5/205 CONCORD, OHIO**

Year	Avg	GP-GS	AB	R	H	2B	3B	HR	RBI	TB	SLG%	BB	HBP	SO	GDP	OB%	SF	SH	SB-ATT	PO	A	E	FLD%
2022	-	-	-	-	-	-	-	-	-	-	-	-	-	-	-	-	-	-	-	-	-	-	-
<b>TOTAL</b>	<b>-</b>	<b>-</b>	<b>-</b>	<b>-</b>	<b>-</b>	<b>-</b>	<b>-</b>	<b>-</b>	<b>-</b>	<b>-</b>	<b>-</b>	<b>-</b>	<b>-</b>	<b>-</b>	<b>-</b>	<b>-</b>	<b>-</b>	<b>-</b>	<b>-</b>	<b>-</b>	<b>-</b>	<b>-</b>	<b>-</b>

Year	ERA	W-L	APP	GS	CG	SHO	SV	IP	H	R	ER	BB	SO	2B	3B	HR	BF	BAA	WP	HBP	BK	SFA	SHA
2022	0.00	0-0	1	0	0	0/0	0	1.2	0	0	0	0	0	0	0	0	0	.000	0	0	0	0	0
<b>TOTAL</b>	<b>0.00</b>	<b>0-0</b>	<b>1</b>	<b>0</b>	<b>0</b>	<b>0/0</b>	<b>0</b>	<b>1.2</b>	<b>0</b>	<b>0</b>	<b>0</b>	<b>0</b>	<b>0</b>	<b>0</b>	<b>0</b>	<b>0</b>	<b>0</b>	<b>.000</b>	<b>0</b>	<b>0</b>	<b>0</b>	<b>0</b>	<b>0</b>

**#5 CARSON ERTTER OF L/L JR. 5-10/175 EBENSBURG, PA.**

Year	Avg	GP-GS	AB	R	H	2B	3B	HR	RBI	TB	SLG%	BB	HBP	SO	GDP	OB%	SF	SH	SB-ATT	PO	A	E	FLD%
2020	.000	3-0	2	0	0	0	0	0	0	0	.000	0	1	0	0	.333	0	0	0-0	1	0	0	1.000
2021	.000	1-0	1	0	0	0	0	0	1	0	.000	1	0	0	0	.500	0	0	0-0	0	0	0	.000
2022	-	-	-	-	-	-	-	-	-	-	-	-	-	-	-	-	-	-	-	-	-	-	-
<b>TOTAL</b>	<b>.000</b>	<b>4-0</b>	<b>3</b>	<b>0</b>	<b>0</b>	<b>0</b>	<b>0</b>	<b>0</b>	<b>1</b>	<b>0</b>	<b>.000</b>	<b>1</b>	<b>1</b>	<b>0</b>	<b>0</b>	<b>.400</b>	<b>0</b>	<b>0</b>	<b>0-0</b>	<b>1</b>	<b>0</b>	<b>0</b>	<b>1.000</b>

CAREER STATS

**#44 DEVIN FLETCHER RHP R/R FR. 6-8/215 BETHLEHEM, PA.**

Year	ERA	W-L	APP	GS	CG	SHO	SV	IP	H	R	ER	BB	SO	2B	3B	HR	BF	BAA	WP	HBP	BK	SFA	SHA
2022	-	-	-	-	-	-	-	-	-	-	-	-	-	-	-	-	-	-	-	-	-	-	-
<b>TOTAL</b>	-	-	-	-	-	-	-	-	-	-	-	-	-	-	-	-	-	-	-	-	-	-	-

**#10 TANNER FOLDS LHP R/L FR. 6-1/195 CALHOUN, GA.**

Year	ERA	W-L	App	GS	CG	SHO	SV	IP	H	R	ER	BB	SO	2B	3B	HR	BF	B/Avg	WP	HBP	BK	SFA	SHA
2022	14.73	0-0	6	0	0	0/0	0	3.2	2	7	6	6	3	1	0	0	20	.154	1	1	0	0	0
<b>TOTAL</b>	<b>14.73</b>	<b>0-0</b>	<b>6</b>	<b>0</b>	<b>0</b>	<b>0/0</b>	<b>0</b>	<b>3.2</b>	<b>2</b>	<b>7</b>	<b>6</b>	<b>6</b>	<b>3</b>	<b>1</b>	<b>0</b>	<b>0</b>	<b>20</b>	<b>.154</b>	<b>1</b>	<b>1</b>	<b>0</b>	<b>0</b>	<b>0</b>

**#15 BRENDEN FRANKS IF/P R/R JR. 6-3/205 STATE COLLEGE, PA.**

Year	Avg	GP-GS	AB	R	H	2B	3B	HR	RBI	TB	SLG%	BB	HBP	SO	GDP	OB%	SF	SH	SB-ATT	PO	A	E	FLD%
2020	.667	4-0	3	1	2	0	0	0	0	2	.667	0	0	1	0	.667	0	0	0-0	2	0	0	1.000
2021	.000	4-0	3	1	0	0	0	0	0	0	.000	0	1	2	0	.250	0	0	0-0	4	0	0	1.000
2022	.000	8-0	4	0	0	0	0	0	0	0	.000	1	0	1	1	.200	0	0	0-0	0	0	0	1.000
<b>TOTAL</b>	<b>.200</b>	<b>16-0</b>	<b>10</b>	<b>2</b>	<b>2</b>	<b>0</b>	<b>0</b>	<b>0</b>	<b>0</b>	<b>2</b>	<b>.200</b>	<b>1</b>	<b>1</b>	<b>4</b>	<b>1</b>	<b>.333</b>	<b>0</b>	<b>0</b>	<b>0-0</b>	<b>6</b>	<b>0</b>	<b>0</b>	<b>1.000</b>
Year	Avg	GP-GS	AB	R	H	2B	3B	HR	RBI	TB	SLG%	BB	HBP	SO	GDP	OB%	SF	SH	SB-ATT	PO	A	E	FLD%
2020	-	-	-	-	-	-	-	-	-	-	-	-	-	-	-	-	-	-	-	-	-	-	-
2021	-	-	-	-	-	-	-	-	-	-	-	-	-	-	-	-	-	-	-	-	-	-	-
2022	-	-	-	-	-	-	-	-	-	-	-	-	-	-	-	-	-	-	-	-	-	-	-
<b>TOTAL</b>	-	-	-	-	-	-	-	-	-	-	-	-	-	-	-	-	-	-	-	-	-	-	-

**#28 HUTCH GAGNON LHP L/L SR. 6-3/220 DOWNINGTOWN, PA.**

Year	ERA	W-L	App	GS	CG	SHO	SV	IP	H	R	ER	BB	SO	2B	3B	HR	BF	B/Avg	WP	HBP	BK	SFA	SHA
2019	5.59	0-1	18	0	0	0/0	0	19.1	21	12	12	11	21	4	1	2	93	.273	3	3	0	0	2
2020	3.21	1-0	4	2	0	0/0	0	14.0	15	5	5	6	17	4	1	0	62	.268	0	0	0	0	0
2021	6.75	0-1	11	0	0	0/0	0	12.0	18	10	9	4	13	3	1	1	64	.327	2	3	0	1	1
2022	-	-	-	-	-	-	-	-	-	-	-	-	-	-	-	-	-	-	-	-	-	-	-
<b>TOTAL</b>	<b>5.16</b>	<b>1-2</b>	<b>33</b>	<b>2</b>	<b>0</b>	<b>0/0</b>	<b>0</b>	<b>45.1</b>	<b>54</b>	<b>27</b>	<b>26</b>	<b>21</b>	<b>51</b>	<b>11</b>	<b>3</b>	<b>3</b>	<b>219</b>	<b>.287</b>	<b>5</b>	<b>6</b>	<b>0</b>	<b>1</b>	<b>3</b>

**#35 BILLY GERLOTT OF/IF R/R SO. 6-1/195 AUBURN, PA.**

Year	Avg	GP-GS	AB	R	H	2B	3B	HR	RBI	TB	SLG%	BB	HBP	SO	GDP	OB%	SF	SH	SB-ATT	PO	A	E	FLD%
2021	-	-	-	-	-	-	-	-	-	-	-	-	-	-	-	-	-	-	-	-	-	-	-
2022	.219	34-32	114	13	25	7	1	1	13	37	.325	10	5	35	2	.308	1	0	3-5	45	2	0	1.000
<b>TOTAL</b>	<b>.219</b>	<b>34-32</b>	<b>114</b>	<b>13</b>	<b>25</b>	<b>7</b>	<b>1</b>	<b>1</b>	<b>13</b>	<b>37</b>	<b>.325</b>	<b>10</b>	<b>5</b>	<b>35</b>	<b>2</b>	<b>.308</b>	<b>1</b>	<b>0</b>	<b>3-5</b>	<b>45</b>	<b>2</b>	<b>0</b>	<b>1.000</b>

**#17 SENECA GREGORY RHP R/R FR. 6-4/225 STAFFORD, VA.**

Year	ERA	W-L	APP	GS	CG	SHO	SV	IP	H	R	ER	BB	SO	2B	3B	HR	BF	BAA	WP	HBP	BK	SFA	SHA
2022	10.80	0-0	6	0	0	0/0	0	6.2	10	9	8	4	7	2	0	0	36	.345	1	2	0	0	1
<b>TOTAL</b>	<b>10.80</b>	<b>0-0</b>	<b>6</b>	<b>0</b>	<b>0</b>	<b>0/0</b>	<b>0</b>	<b>6.2</b>	<b>10</b>	<b>9</b>	<b>8</b>	<b>4</b>	<b>7</b>	<b>2</b>	<b>0</b>	<b>0</b>	<b>36</b>	<b>.345</b>	<b>1</b>	<b>2</b>	<b>0</b>	<b>0</b>	<b>1</b>

**#2 KYLE HANNON IF/OF L/R SO. 5-10/194 HARRISBURG, PA.**

Year	Avg	GP-GS	AB	R	H	2B	3B	HR	RBI	TB	SLG%	BB	HBP	SO	GDP	OB%	SF	SH	SB-ATT	PO	A	E	FLD%
2021	.133	12-9	30	3	4	1	1	0	1	7	.233	2	0	12	0	.188	0	1	0-0	15	0	0	1.000
2022	.288	18-17	59	8	17	5	1	0	8	24	.407	6	2	12	3	.373	0	0	2-2	22	37	7	.894
<b>TOTAL</b>	<b>.236</b>	<b>30-26</b>	<b>89</b>	<b>11</b>	<b>21</b>	<b>6</b>	<b>2</b>	<b>0</b>	<b>9</b>	<b>31</b>	<b>.348</b>	<b>8</b>	<b>2</b>	<b>24</b>	<b>3</b>	<b>.313</b>	<b>0</b>	<b>1</b>	<b>2-2</b>	<b>37</b>	<b>37</b>	<b>7</b>	<b>.914</b>

**#1 JAY HARRY IF L/R SO. 6-0/195 METUCHEN, N.J.**

Year	Avg	GP-GS	AB	R	H	2B	3B	HR	RBI	TB	SLG%	BB	HBP	SO	GDP	OB%	SF	SH	SB-ATT	PO	A	E	FLD%
2021	.268	42-42	142	22	38	10	0	1	18	51	.359	12	4	25	2	.335	3	0	1-1	58	101	11	.935
2022	.324	34-34	136	23	44	6	1	4	16	64	.471	8	4	16	0	.378	0	0	3-6	35	99	5	.964
<b>TOTAL</b>	<b>.295</b>	<b>76-76</b>	<b>278</b>	<b>45</b>	<b>82</b>	<b>16</b>	<b>1</b>	<b>5</b>	<b>34</b>	<b>115</b>	<b>.414</b>	<b>20</b>	<b>8</b>	<b>41</b>	<b>2</b>	<b>.356</b>	<b>3</b>	<b>0</b>	<b>4-7</b>	<b>93</b>	<b>200</b>	<b>16</b>	<b>.948</b>

**CAREER STATS**

**#24 JADEN HENLINE RHP L/R SO. 6-2/195 NEW CUMBERLAND, PA.**

Year	ERA	W-L	App	GS	CG	SHO	SV	IP	H	R	ER	BB	SO	2B	3B	HR	BF	B/Avg	WP	HBP	BK	SFA	SHA
2021	3.72	0-0	9	3	0	0/0	0	19.1	17	8	8	8	22	2	0	2	86	.230	1	3	0	0	1
2022	4.55	0-1	11	3	0	0/1	3	31.2	33	21	16	10	38	6	2	3	134	.273	4	1	0	1	1
<b>TOTAL</b>	<b>4.24</b>	<b>0-1</b>	<b>20</b>	<b>6</b>	<b>0</b>	<b>0/1</b>	<b>3</b>	<b>51.0</b>	<b>50</b>	<b>29</b>	<b>24</b>	<b>18</b>	<b>60</b>	<b>8</b>	<b>2</b>	<b>5</b>	<b>220</b>	<b>.256</b>	<b>5</b>	<b>4</b>	<b>0</b>	<b>1</b>	<b>2</b>

**#40 BEN KAILHER IF R/R JR. 5-8/160 RUMFORD, R.I.**

Year	Avg	GP-GS	AB	R	H	2B	3B	HR	RBI	TB	SLG%	BB	HBP	SO	GDP	OB%	SF	SH	SB-ATT	PO	A	E	FLD%
2020	.222	9-6	18	4	4	1	2	0	4	9	.500	2	2	6	2	.333	2	0	2-2	3	9	2	.857
2021	.143	11-0	7	3	1	0	0	0	0	1	.143	0	0	2	0	.143	0	0	1-1	0	2	0	1.000
2022	.238	19-13	42	6	10	0	0	0	1	10	.238	11	2	10	0	.418	0	0	3-4	15	35	3	.943
<b>TOTAL</b>	<b>.224</b>	<b>39-19</b>	<b>67</b>	<b>13</b>	<b>15</b>	<b>1</b>	<b>2</b>	<b>0</b>	<b>5</b>	<b>20</b>	<b>.299</b>	<b>13</b>	<b>4</b>	<b>18</b>	<b>2</b>	<b>.372</b>	<b>2</b>	<b>0</b>	<b>6-7</b>	<b>18</b>	<b>46</b>	<b>5</b>	<b>.928</b>

**#13 TAYVEN KELLEY OF R/R JR. 6-3/200 BOILING SPRINGS, PA.**

Year	Avg	GP-GS	AB	R	H	2B	3B	HR	RBI	TB	SLG%	BB	HBP	SO	GDP	OB%	SF	SH	SB-ATT	PO	A	E	FLD%
2020	.188	9-4	16	4	3	2	0	0	1	5	.313	3	1	8	0	.350	0	0	0-0	10	0	0	1.000
2021	.238	28-27	101	8	24	8	2	1	9	39	.386	10	1	37	2	.313	0	3	0-2	53	1	4	.931
2022	.188	31-29	112	9	21	2	1	0	13	25	.223	3	1	44	4	.216	0	0	1-2	57	1	4	.935
<b>TOTAL</b>	<b>.210</b>	<b>68-60</b>	<b>229</b>	<b>21</b>	<b>48</b>	<b>12</b>	<b>3</b>	<b>1</b>	<b>23</b>	<b>69</b>	<b>.301</b>	<b>16</b>	<b>3</b>	<b>89</b>	<b>6</b>	<b>.270</b>	<b>0</b>	<b>3</b>	<b>1-4</b>	<b>120</b>	<b>2</b>	<b>8</b>	<b>.938</b>

**#29 CARSON KOHLS RHP R/R SO. 6-0/195 SACRAMENTO, CALIF.**

Year	ERA	W-L	App	GS	CG	SHO	SV	IP	H	R	ER	BB	SO	2B	3B	HR	BF	B/Avg	WP	HBP	BK	SFA	SHA
2021	3.18	0-0	5	0	0	0/0	0	5.2	7	3	2	2	4	1	1	1	27	.304	1	2	0	0	0
2022	5.14	1-0	11	1	0	0/0	0	21.0	21	13	12	13	20	1	2	0	94	.280	3	4	0	0	2
<b>TOTAL</b>	<b>4.73</b>	<b>1-0</b>	<b>16</b>	<b>1</b>	<b>0</b>	<b>0/0</b>	<b>0</b>	<b>26.2</b>	<b>28</b>	<b>16</b>	<b>14</b>	<b>15</b>	<b>24</b>	<b>2</b>	<b>3</b>	<b>1</b>	<b>121</b>	<b>.286</b>	<b>4</b>	<b>6</b>	<b>0</b>	<b>0</b>	<b>2</b>

**#33 TRAVIS LUENSMANN RHP R/R SO. 6-6/234 ALTOONA, PA.**

Year	ERA	W-L	App	GS	CG	SHO	SV	IP	H	R	ER	BB	SO	2B	3B	HR	BF	B/Avg	WP	HBP	BK	SFA	SHA
2021*	15.43	0-1	4	0	0	0/0	0	2.1	4	6	4	1	2	2	0	0	12	.333	0	0	1	0	0
2022	4.43	2-2	9	7	0	0/0	1	40.2	42	27	20	20	51	1	3	3	189	.261	3	3	0	3	2
<b>TOTAL</b>	<b>5.02</b>	<b>2-3</b>	<b>13</b>	<b>7</b>	<b>0</b>	<b>0/0</b>	<b>1</b>	<b>43.0</b>	<b>46</b>	<b>33</b>	<b>24</b>	<b>21</b>	<b>53</b>	<b>3</b>	<b>3</b>	<b>3</b>	<b>201</b>	<b>.267</b>	<b>3</b>	<b>3</b>	<b>1</b>	<b>3</b>	<b>2</b>

\*At South Carolina

**#18 MASON MELLOTT RHP R/R GR. 6-0/205 STATE COLLEGE, PA.**

Year	ERA	W-L	APP	GS	CG	SHO	SV	IP	H	R	ER	BB	SO	2B	3B	HR	BF	BAA	WP	HBP	BK	SFA	SHA
2018	3.18	0-1	24	0	0	0/0	4	34.0	38	16	12	14	28	4	1	0	155	.295	4	5	2	3	4
2019	2.43	6-3	21	0	0	0/2	5	63.0	59	25	17	14	52	10	2	1	270	.244	3	6	0	1	6
2020	2.25	2-1	5	0	0	0/0	0	8.0	8	3	2	1	6	1	1	0	35	.258	0	0	0	0	3
2021	4.60	2-3	17	0	0	0/0	4	31.1	32	20	16	18	33	2	1	1	149	.264	4	8	1	0	2
2022	5.88	1-4	13	4	0	0/1	2	26.0	26	19	17	13	25	4	2	2	120	.257	2	2	0	1	3
<b>TOTAL</b>	<b>3.55</b>	<b>11-11</b>	<b>80</b>	<b>4</b>	<b>0</b>	<b>0/3</b>	<b>15</b>	<b>162.1</b>	<b>163</b>	<b>83</b>	<b>64</b>	<b>60</b>	<b>144</b>	<b>21</b>	<b>7</b>	<b>4</b>	<b>729</b>	<b>.261</b>	<b>13</b>	<b>21</b>	<b>3</b>	<b>5</b>	<b>18</b>

**#21 STEVEN MILLER RHP R/R SR. 6-1/190 PITTSBURGH, PA.**

Year	ERA	W-L	App	GS	CG	SHO	SV	IP	H	R	ER	BB	SO	2B	3B	HR	BF	B/Avg	WP	HBP	BK	SFA	SHA
2019	3.86	0-0	3	0	0	0/0	0	2.1	4	1	1	1	1	3	0	0	12	.364	1	0	0	0	0
2020	2.70	0-0	3	0	0	0/1	0	3.1	2	1	1	1	6	1	0	0	13	.167	0	0	0	0	0
2021	3.29	0-1	12	0	0	0/2	2	13.2	12	8	5	7	17	2	0	0	58	.245	2	2	0	0	0
2022	4.07	2-2	12	1	0	0/0	1	24.1	27	12	11	8	26	5	1	0	106	.281	2	1	0	1	0
<b>TOTAL</b>	<b>3.71</b>	<b>2-3</b>	<b>30</b>	<b>1</b>	<b>0</b>	<b>0/3</b>	<b>3</b>	<b>43.2</b>	<b>45</b>	<b>22</b>	<b>18</b>	<b>17</b>	<b>50</b>	<b>11</b>	<b>1</b>	<b>0</b>	<b>189</b>	<b>.268</b>	<b>5</b>	<b>3</b>	<b>0</b>	<b>1</b>	<b>0</b>

CAREER STATS

**#27 TOMMY MOLSKY RHP R/R FR. 6-1/160 DILLSBURG, PA.**

Year	ERA	W-L	APP	GS	CG	SHO	SV	IP	H	R	ER	BB	SO	2B	3B	HR	BF	BAA	WP	HBP	BK	SFA	SHA
2022	6.00	0-5	11	8	0	0/0	1	36.0	38	36	24	16	33	7	1	3	174	.260	6	8	0	2	2
<b>TOTAL</b>	<b>6.00</b>	<b>0-5</b>	<b>11</b>	<b>8</b>	<b>0</b>	<b>0/0</b>	<b>1</b>	<b>36.0</b>	<b>38</b>	<b>36</b>	<b>24</b>	<b>16</b>	<b>33</b>	<b>7</b>	<b>1</b>	<b>3</b>	<b>174</b>	<b>.260</b>	<b>6</b>	<b>8</b>	<b>0</b>	<b>2</b>	<b>2</b>

**#37 JORDAN MORALES LHP R/L JR. 5-9/175 SOUDERTON, PA.**

Year	ERA	W-L	App	GS	CG	SHO	SV	IP	H	R	ER	BB	SO	2B	3B	HR	BF	B/Avg	WP	HBP	BK	SFA	SHA
2020*	2.16	0-2	5	0	0	0/1	2	8.1	5	4	2	3	14	1	0	1	37	.167	3	1	1	1	2
2021*	6.11	2-6	16	7	1	0/0	2	45.2	60	35	31	23	49	10	2	4	226	.313	2	8	2	3	0
2022	5.57	2-0	16	0	0	0/0	0	21.0	28	18	13	7	30	4	1	2	101	.308	3	1	3	0	2
<b>TOTAL</b>	<b>5.52</b>	<b>4-8</b>	<b>37</b>	<b>7</b>	<b>1</b>	<b>0/1</b>	<b>4</b>	<b>75.0</b>	<b>93</b>	<b>57</b>	<b>46</b>	<b>33</b>	<b>93</b>	<b>15</b>	<b>3</b>	<b>7</b>	<b>365</b>	<b>.296</b>	<b>8</b>	<b>10</b>	<b>6</b>	<b>4</b>	<b>4</b>

\*At LaSalle

**#6 JOE NASTASI RHP R/R SO. 6-0/217 STATE COLLEGE, PA.**

Year	ERA	W-L	App	GS	CG	SHO	SV	IP	H	R	ER	BB	SO	2B	3B	HR	BF	B/Avg	WP	HBP	BK	SFA	SHA
2021	-	-	-	-	-	-	-	-	-	-	-	-	-	-	-	-	-	-	-	-	-	-	-
2022	-	-	-	-	-	-	-	-	-	-	-	-	-	-	-	-	-	-	-	-	-	-	-
<b>TOTAL</b>	<b>-</b>	<b>-</b>	<b>-</b>	<b>-</b>	<b>-</b>	<b>-</b>	<b>-</b>	<b>-</b>	<b>-</b>	<b>-</b>	<b>-</b>	<b>-</b>	<b>-</b>	<b>-</b>	<b>-</b>	<b>-</b>	<b>-</b>	<b>-</b>	<b>-</b>	<b>-</b>	<b>-</b>	<b>-</b>	<b>-</b>

**#34 RICHIE PALTRIDGE LHP/1B/OF L/L SO. 6-3/194 MONTGOMERY, N.Y.**

Year	Avg	GP-GS	AB	R	H	2B	3B	HR	RBI	TB	SLG%	BB	HBP	SO	GDP	OB%	SF	SH	SB-ATT	PO	A	E	FLD%
2021	-	-	-	-	-	-	-	-	-	-	-	-	-	-	-	-	-	-	-	-	-	-	-
2022	.000	1-0	1	0	0	0	0	0	0	0	.000	0	0	1	0	.000	0	0	0-0	1	0	0	1.000
<b>TOTAL</b>	<b>.000</b>	<b>1-0</b>	<b>1</b>	<b>0</b>	<b>0</b>	<b>0</b>	<b>0</b>	<b>0</b>	<b>0</b>	<b>0</b>	<b>.000</b>	<b>0</b>	<b>0</b>	<b>1</b>	<b>0</b>	<b>.000</b>	<b>0</b>	<b>0</b>	<b>0-0</b>	<b>1</b>	<b>0</b>	<b>0</b>	<b>1.000</b>

Year	ERA	W-L	APP	GS	CG	SHO	SV	IP	H	R	ER	BB	SO	2B	3B	HR	BF	BAA	WP	HBP	BK	SFA	SHA
2021	-	-	-	-	-	-	-	-	-	-	-	-	-	-	-	-	-	-	-	-	-	-	-
2022	-	-	-	-	-	-	-	-	-	-	-	-	-	-	-	-	-	-	-	-	-	-	-
<b>TOTAL</b>	<b>-</b>	<b>-</b>	<b>-</b>	<b>-</b>	<b>-</b>	<b>-</b>	<b>-</b>	<b>-</b>	<b>-</b>	<b>-</b>	<b>-</b>	<b>-</b>	<b>-</b>	<b>-</b>	<b>-</b>	<b>-</b>	<b>-</b>	<b>-</b>	<b>-</b>	<b>-</b>	<b>-</b>	<b>-</b>	<b>-</b>

**#31 RYAN PARTRIDGE LHP R/L JR. 6-3/215 WEXFORD, PA.**

Year	ERA	W-L	App	GS	CG	SHO	SV	IP	H	R	ER	BB	SO	2B	3B	HR	BF	B/Avg	WP	HBP	BK	SFA	SHA
2020	0.00	0-0	2	0	0	0/0	0	2.0	1	0	0	0	2	0	0	0	6	.167	0	0	0	0	0
2021	0.00	0-0	5	0	0	0/0	0	2.2	4	2	0	3	4	1	0	0	16	.333	0	0	0	1	0
2022	6.46	0-0	14	0	0	0/0	0	15.1	14	11	11	10	15	4	1	0	73	.250	2	4	0	2	1
<b>TOTAL</b>	<b>4.95</b>	<b>0-0</b>	<b>21</b>	<b>0</b>	<b>0</b>	<b>0/0</b>	<b>0</b>	<b>20.0</b>	<b>19</b>	<b>13</b>	<b>11</b>	<b>13</b>	<b>21</b>	<b>5</b>	<b>1</b>	<b>0</b>	<b>95</b>	<b>.257</b>	<b>2</b>	<b>4</b>	<b>0</b>	<b>3</b>	<b>1</b>

**#22 JOHNNY PIACENTINO OF R/R JR. 5-11/185 CHERRY HILL, N.J.**

Year	Avg	GP-GS	AB	R	H	2B	3B	HR	RBI	TB	SLG%	BB	HBP	SO	GDP	OB%	SF	SH	SB-ATT	PO	A	E	FLD%
2020	.400	13-10	35	11	14	4	0	2	11	24	.686	10	0	4	0	.511	2	0	4-4	27	0	0	1.000
2021	.284	42-42	162	30	46	15	0	8	32	85	.525	17	0	40	4	.350	1	1	0-2	83	0	3	.965
2022	.259	21-21	81	11	21	1	2	2	12	32	.395	6	0	25	3	.300	3	1	1-1	31	0	1	.969
<b>TOTAL</b>	<b>.291</b>	<b>76-73</b>	<b>278</b>	<b>52</b>	<b>81</b>	<b>20</b>	<b>2</b>	<b>12</b>	<b>55</b>	<b>141</b>	<b>.507</b>	<b>33</b>	<b>0</b>	<b>69</b>	<b>7</b>	<b>.360</b>	<b>6</b>	<b>2</b>	<b>5-7</b>	<b>141</b>	<b>0</b>	<b>4</b>	<b>.972</b>

**#7 C.J. PITTARO IF L/R SO. 6-1/195 HAMILTON, N.J.**

Year	Avg	GP-GS	AB	R	H	2B	3B	HR	RBI	TB	SLG%	BB	HBP	SO	GDP	OB%	SF	SH	SB-ATT	PO	A	E	FLD%
2021*	.333	5-0	3	0	1	0	0	0	3	1	.333	0	0	0	0	.333	0	0	0-0	0	1	0	1.000
2022	.253	26-21	75	13	19	3	0	0	10	22	.293	9	1	20	0	.341	0	0	1-2	15	31	4	.920
<b>TOTAL</b>	<b>.256</b>	<b>31-21</b>	<b>78</b>	<b>13</b>	<b>20</b>	<b>3</b>	<b>0</b>	<b>0</b>	<b>13</b>	<b>23</b>	<b>.295</b>	<b>9</b>	<b>1</b>	<b>20</b>	<b>0</b>	<b>.341</b>	<b>0</b>	<b>0</b>	<b>1-2</b>	<b>15</b>	<b>32</b>	<b>4</b>	<b>.922</b>

\*At Vanderbilt

**CAREER STATS**

**#25 CHASE RENNER RHP R/R FR. 6-4/190 ALBURTIS, PA.**

Year	ERA	W-L	APP	GS	CG	SHO	SV	IP	H	R	ER	BB	SO	2B	3B	HR	BF	BAA	WP	HBP	BK	SFA	SHA
2022	4.91	2-1	8	1	0	0/0	1	11.0	8	6	6	10	13	3	0	0	51	.211	3	1	0	0	2
<b>TOTAL</b>	<b>4.91</b>	<b>2-1</b>	<b>8</b>	<b>1</b>	<b>0</b>	<b>0/0</b>	<b>1</b>	<b>11.0</b>	<b>8</b>	<b>6</b>	<b>6</b>	<b>10</b>	<b>13</b>	<b>3</b>	<b>0</b>	<b>0</b>	<b>51</b>	<b>.211</b>	<b>3</b>	<b>1</b>	<b>0</b>	<b>0</b>	<b>2</b>

**#11 CHAD ROGERS RHP R/R SO. 6-5/220 MENTOR, OHIO**

Year	ERA	W-L	App	GS	CG	SHO	SV	IP	H	R	ER	BB	SO	2B	3B	HR	BF	B/Avg	WP	HBP	BK	SFA	SHA
2021	13.50	1-0	3	0	0	0/0	0	4.0	8	6	6	7	1	2	0	0	25	.471	0	0	1	1	0
2022	13.50	0-0	5	0	0	0/0	0	6.2	14	10	10	7	4	1	1	0	41	.452	2	1	0	2	0
<b>TOTAL</b>	<b>13.50</b>	<b>1-0</b>	<b>8</b>	<b>0</b>	<b>0</b>	<b>0/0</b>	<b>0</b>	<b>10.2</b>	<b>22</b>	<b>16</b>	<b>16</b>	<b>14</b>	<b>5</b>	<b>3</b>	<b>1</b>	<b>0</b>	<b>66</b>	<b>.458</b>	<b>2</b>	<b>1</b>	<b>1</b>	<b>3</b>	<b>0</b>

**#20 BLAISE SCLAFANI RHP R/R SR. 6-6/200 SOUDERTON, PA.**

Year	ERA	W-L	App	GS	CG	SHO	SV	IP	H	R	ER	BB	SO	2B	3B	HR	BF	B/Avg	WP	HBP	BK	SFA	SHA
2019*	4.42	1-0	12	0	0	0/0	0	18.1	12	11	9	19	14	2	0	1	60	.200	2	6	0	3	0
2020*	4.76	0-0	4	0	0	0/0	0	5.2	5	4	3	2	5	0	0	0	20	.250	3	2	0	0	0
2021	18.00	0-0	2	0	0	0/0	0	1.0	2	2	2	4	1	0	0	0	10	.500	2	1	0	1	0
2022	0.00	0-0	4	0	0	0/0	0	1.1	2	1	0	3	1	0	0	1	9	.400	0	1	0	0	0
<b>TOTAL</b>	<b>4.78</b>	<b>1-0</b>	<b>22</b>	<b>0</b>	<b>0</b>	<b>0/0</b>	<b>0</b>	<b>26.1</b>	<b>21</b>	<b>18</b>	<b>14</b>	<b>28</b>	<b>21</b>	<b>2</b>	<b>0</b>	<b>0</b>	<b>99</b>	<b>.368</b>	<b>7</b>	<b>10</b>	<b>0</b>	<b>4</b>	<b>0</b>

\*At UMass Lowell

**#36 TYLER SHINGLEDECKER LHP R/L SR. 6-3/185 HUNTERVILLE, N.C.**

Year	ERA	W-L	App	GS	CG	SHO	SV	IP	H	R	ER	BB	SO	2B	3B	HR	BF	B/Avg	WP	HBP	BK	SFA	SHA
2019	4.43	1-1	19	2	0	0/1	1	40.2	31	27	20	27	44	8	1	3	185	.207	4	6	0	1	1
2020	0.64	0-0	5	0	0	0/0	0	14.0	3	1	1	2	20	1	0	0	49	.067	1	1	0	0	1
2021	6.00	2-2	16	1	0	0/1	1	27.0	20	21	18	16	38	3	3	2	123	.196	3	4	0	1	0
2022	3.38	3-2	13	0	0	0/1	1	24.0	24	11	9	5	34	4	1	2	101	.255	3	1	0	0	1
<b>TOTAL</b>	<b>4.09</b>	<b>6-5</b>	<b>53</b>	<b>3</b>	<b>0</b>	<b>0/3</b>	<b>3</b>	<b>105.2</b>	<b>78</b>	<b>60</b>	<b>48</b>	<b>50</b>	<b>136</b>	<b>16</b>	<b>5</b>	<b>7</b>	<b>458</b>	<b>.199</b>	<b>11</b>	<b>12</b>	<b>0</b>	<b>2</b>	<b>3</b>

**#41 JOSH SPIEGEL C/1B R/R R-JR. 6-3/206 JEANNETTE, PA.**

Year	Avg	GP-GS	AB	R	H	2B	3B	HR	RBI	TB	SLG%	BB	HBP	SO	GDP	OB%	SF	SH	SB-ATT	PO	A	E	FLD%	
2019*																								
2020*	.500	3-0	4	0	2	0	0	0	1	2	.500	0	0	1	0	.500	0	0	0-0	7	0	0	1.000	
2021	.261	38-38	134	19	35	10	1	4	22	59	.440	10	2	43	3	.320	1	2	1-1	134	12	4	.973	
2022	.300	34-32	120	17	36	9	1	5	24	62	.517	13	0	35	3	.363	2	0	0-0	194	7	8	.962	
<b>TOTAL</b>	<b>.283</b>	<b>75-70</b>	<b>258</b>	<b>36</b>	<b>73</b>	<b>19</b>	<b>2</b>	<b>9</b>	<b>47</b>	<b>122</b>	<b>.477</b>	<b>23</b>	<b>2</b>	<b>79</b>	<b>6</b>	<b>.343</b>	<b>3</b>	<b>2</b>	<b>1-1</b>	<b>335</b>	<b>19</b>	<b>12</b>	<b>.967</b>	

**#30 ANTHONY STEELE LHP/1B/OF L/L FR. 6-4/225 SHELTON, CONN.**

Year	ERA	W-L	APP	GS	CG	SHO	SV	IP	H	R	ER	BB	SO	2B	3B	HR	BF	BAA	WP	HBP	BK	SFA	SHA
2022	18.69	0-0	6	1	0	0/0	0	4.1	9	10	9	7	8	0	1	0	34	.391	2	4	0	0	0
<b>TOTAL</b>	<b>18.69</b>	<b>0-0</b>	<b>6</b>	<b>1</b>	<b>0</b>	<b>0/0</b>	<b>0</b>	<b>4.1</b>	<b>9</b>	<b>10</b>	<b>9</b>	<b>7</b>	<b>8</b>	<b>0</b>	<b>1</b>	<b>0</b>	<b>34</b>	<b>.391</b>	<b>2</b>	<b>4</b>	<b>0</b>	<b>0</b>	<b>0</b>

Year	Avg	GP-GS	AB	R	H	2B	3B	HR	RBI	TB	SLG%	BB	HBP	SO	GDP	OB%	SF	SH	SB-ATT	PO	A	E	FLD%
2022	.265	24-19	68	5	18	1	1	1	7	24	.353	5	1	19	1	.324	0	0	1-1	31	0	2	.939
<b>TOTAL</b>	<b>.265</b>	<b>24-19</b>	<b>68</b>	<b>5</b>	<b>18</b>	<b>1</b>	<b>1</b>	<b>1</b>	<b>7</b>	<b>24</b>	<b>.353</b>	<b>5</b>	<b>1</b>	<b>19</b>	<b>1</b>	<b>.324</b>	<b>0</b>	<b>0</b>	<b>1-1</b>	<b>31</b>	<b>0</b>	<b>2</b>	<b>.939</b>

CAREER STATS

**#9 CONNOR THRONEBERRY RHP/IF R/R FR. 6-6/230 ST. LOUIS, MO.**

Year	ERA	W-L	APP	GS	CG	SHO	SV	IP	H	R	ER	BB	SO	2B	3B	HR	BF	BAA	WP	HBP	BK	SFA	SHA
2022	-	-	-	-	-	-	-	-	-	-	-	-	-	-	-	-	-	-	-	-	-	-	-
<b>TOTAL</b>	-	-	-	-	-	-	-	-	-	-	-	-	-	-	-	-	-	-	-	-	-	-	-
Year	Avg	GP-GS	AB	R	H	2B	3B	HR	RBI	TB	SLG%	BB	HBP	SO	GDP	OB%	SF	SH	SB-ATT	PO	A	E	FLD%
2022	.333	3-0	3	1	1	0	0	0	0	1	.333	0	0	2	0	.333	0	0	0-0	3	0	0	1.000
<b>TOTAL</b>	<b>.333</b>	<b>3-0</b>	<b>3</b>	<b>1</b>	<b>1</b>	<b>0</b>	<b>0</b>	<b>0</b>	<b>0</b>	<b>1</b>	<b>.333</b>	<b>0</b>	<b>0</b>	<b>2</b>	<b>0</b>	<b>.333</b>	<b>0</b>	<b>0</b>	<b>0-0</b>	<b>3</b>	<b>0</b>	<b>0</b>	<b>1.000</b>

**#12 KELLAN TULIO LHP L/L JR. 6-2/215 EMMAUS, PA.**

Year	ERA	W-L	App	GS	CG	SHO	SV	IP	H	R	ER	BB	SO	2B	3B	HR	BF	B/Avg	WP	HBP	BK	SFA	SHA
2020*	6.75	0-0	4	0	0	0/0	0	2.2	4	2	2	2	2	0	0	0	13	.364	0	0	1	0	0
2021*	15.43	0-0	4	0	0	0/0	0	2.1	3	4	4	3	1	0	0	0	14	.300	1	1	0	0	0
2022	3.91	2-2	9	8	0	0/0	1	25.1	19	17	11	16	28	5	0	0	115	.207	2	4	0	1	2
<b>TOTAL</b>	<b>5.40</b>	<b>2-2</b>	<b>17</b>	<b>8</b>	<b>0</b>	<b>0/0</b>	<b>1</b>	<b>28.1</b>	<b>26</b>	<b>23</b>	<b>17</b>	<b>21</b>	<b>31</b>	<b>5</b>	<b>0</b>	<b>0</b>	<b>142</b>	<b>.230</b>	<b>3</b>	<b>5</b>	<b>0</b>	<b>1</b>	<b>2</b>

\*At Louisville

**#14 MATT WOOD C L/R JR. 5-10/190 GIBSONIA, PA.**

Year	Avg	GP-GS	AB	R	H	2B	3B	HR	RBI	TB	SLG%	BB	HBP	SO	GDP	OB%	SF	SH	SB-ATT	PO	A	E	FLD%
2020	.314	14-13	51	4	16	1	0	0	5	17	.333	7	1	12	2	.407	0	0	1-1	78	4	2	.976
2021	.295	39-39	139	22	41	10	1	4	21	65	.468	19	3	25	3	.384	3	1	1-5	218	14	4	.983
2022	.412	33-33	119	30	49	9	2	6	29	79	.672	16	3	13	4	.479	4	3	3-5	243	15	7	.974
<b>TOTAL</b>	<b>.343</b>	<b>86-85</b>	<b>309</b>	<b>56</b>	<b>106</b>	<b>20</b>	<b>3</b>	<b>10</b>	<b>55</b>	<b>161</b>	<b>.524</b>	<b>42</b>	<b>7</b>	<b>50</b>	<b>9</b>	<b>.425</b>	<b>7</b>	<b>4</b>	<b>5-11</b>	<b>539</b>	<b>33</b>	<b>13</b>	<b>.978</b>

HEAD COACH ROB COOPER



**16**

**ROB COOPER**  
**MIAMI (FLA.), 1994**  
**OVERALL: 448-465 (17TH YR)**  
**PSU: 162-235 (9TH YR)**

---

**Head Coach**

The 2022 baseball season is Rob Cooper's ninth as head coach of the Nittany Lion baseball program. Cooper was selected as the 14th head baseball coach in Penn State history on August 9, 2013. Not shy about stating his ultimate goal of returning Penn State to Omaha in June, the Lions have made significant strides under his leadership.

Under his tutelage, 11 players have been drafted and 12 total have signed with MLB teams in the last four seasons with a full draft. However, his strong belief in the first part of the term "student-athlete" is perhaps the top reason he has proven to be an excellent fit at Penn State. Even with state-of-the-art facilities, the chance to take on elite competition and a program history that includes five trips to the College World Series, Cooper cites the value of a Penn State degree as one of the top reasons to play baseball at Penn State.

The Nittany Lions finished the 2021 season with an 18-24 record, playing against exclusively Big Ten opponents. The wins included a 3-2 victory over No. 18 Michigan on March 26 and a series sweep over Michigan State in which Penn State out-scored the Spartans, 39-13. The Nittany Lions also won two series against Rutgers. Penn State scored 10 or more runs in six games, Penn State's most against Big Ten opponents since 2008 (8) and the most in a season since 2016.

Penn State led the Big Ten in doubles (93) and doubles per game (2.21), ranking 10th in the country in doubles per game. The Nittany Lions sat third in the conference in batting average (.269). Penn State hit 34 home runs, its most since 2012, and had five players with four or more homers.

Sophomore Matt Wood collected Second Team All-Big Ten honors, batting .295 with four homers and 21 RBI. Wood became the fifth All-Big Ten selection under Cooper. Senior Gavin Homer led the Nittany Lions with a .310 batting average, a .429 on-base percentage and tied with Johnny Piacentino for the team-lead in runs (30). Junior Justin Williams hit .302 and paced Penn State with 48 hits. Piacentino led the squad with eight homers and 32 RBI to go with a team-best .525 slugging percentage.

Senior Kyle Virbitsky paced the Penn State rotation with a 4.17 ERA, five wins, 77.2 innings pitched and 88 strikeouts. Virbitsky ranked seventh in the Big Ten in strikeouts and third in strikeout-to-walk ratio (4.40). His 88 strikeouts are tied for the 10th-most in a season at Penn State. Senior Conor Larkin earned three wins and 69 strikeouts in 63.2 innings and fellow senior Bailey Dees was responsible for four wins and 53 strikeouts in 66 innings.

The Nittany Lions continued their success in the classroom with a program-record 19 players earning Academic All-Big Ten accolades.

Penn State had four players drafted from the 2021 squad. Larkin was selected in the ninth round (272nd overall) by the Toronto Blue Jays. Williams was a 17th round selection (508th overall) by the Houston Astros and Kyle Virbitsky followed, being selected 518th overall by the Oakland A's. Bailey Dees was drafted in the 18th round (543rd overall) by the New York Yankees. All three members of the starting rotation were drafted, making Penn State one of only four schools to accomplish that in 2021.

It marked the third time in program history that Penn State had four or more players selected in a single year and the second time that Penn State had three pitchers selected in a draft. The Nittany Lions have had eight pitchers drafted since 2016. The four selections were double of any other Pennsylvania school and three of the draftees are Pennsylvania natives.

Penn State was off to a 10-5 start in 2020 before the COVID-19 pandemic canceled the remainder of the season. Penn State was among the conference leaders offensively, ranking second in on-base percentage (.394), slugging (.422), triples (7), doubles (30), third in batting average (.289) and walks (77), and fourth in scoring (6.7 runs/game) and runs (100). On the mound, Penn State ranked sixth in the NCAA with a 1.01 WHIP and also eighth with a 2.16 team ERA. The Nittany Lions also ranked 15th with 6.33 hits allowed per nine innings and 18th with a 3.63 strikeout-to-walk ratio.

Penn State baseball's trip to Cuba prior to the 2016 season is perhaps the best example of Cooper's commitment to the first part of the "student-athlete" term. The Nittany Lions attended academic lectures and toured Havana, becoming the first NCAA Division I team to compete against a Cuban National Series team, the first U.S. team at any level to defeat a Cuban National Series team, the first U.S. baseball team to play in Cuba since restoration of diplomatic ties with Cuba, the second NCAA team to play in Cuba since restoration of diplomatic ties (Coastal Carolina men's basketball, August 2015) and the fifth NCAA Division I baseball team to compete in post-revolutionary Cuba. The harmony between academics and athletics was on full display, as multiple Penn State professors and a group of journalism students also joined the travel party.

The rare, once-in-a-lifetime experience helped bring a young Penn State team together, and the Lions went on to earn their first winning record (overall and in conference) since 2012. The starting lineup included at least three freshmen in all but six games and five to six freshmen in 19 games, and took on nine eventual NCAA tournament teams, including a three-game series at home against College World Series participant TCU. The Lions' 28 wins were a 10-win improvement over the previous season, and its 12 Big Ten wins doubled the 2015 total. Haley and Anderson were the first drafted out of Penn State since 2012, and Anderson and senior outfielder Greg Guers became the program's first All-Big Ten picks also since 2012. Pitcher Justin Hagenman became Penn State's first Louisville Slugger Freshman All-American since 1997.

Shortly after Cooper accepted the PSU head coaching position in 2014, the California native traveled to Taichung, Taiwan to serve as the head coach of USA Baseball's 18U National Team at the IBAF U18 World Cup. Cooper steered Team USA to an 8-1 record in World Cup play, including seven consecutive victories to win the gold medal.

Not long after the triumph in Taiwan, Cooper received one of the highest honors bestowed in the profession, as he was announced as the Rod Dedeaux USA Baseball Coach of the Year. With the honor, Cooper became just the 16th individual in the award's history to receive the accolade, joining the likes of Scott Brosius, Davey Johnson and Tommy Lasorda.

Cooper was also a member of the coaching staff for the 2007 and 2009 USA College National teams. The 2007 team earned a silver medal at the Pan Am Games in Rio de Janeiro, Brazil. Fourteen of the 20 players on the 2007 team reached the Major Leagues, including 2013 All-Star Pedro Alvarez. Fourteen of the 22 members of the 2009 team also reached the Major Leagues, including three-time All-Star Gerrit Cole.

Cooper brought an accomplished resume to Penn State that included three NCAA Tournament appearances as a head coach at Wright State and five more at various stops as an assistant coach, including two trips to the College World Series with Miami (Florida). Cooper was twice named the Horizon League Coach of the Year and guided Wright State to three league tournament championships and two regular-season championships after the team suffered six losing seasons in the seven years before his arrival.

Cooper began his coaching career at national power Miami, spending two seasons (1994-95) as a student/graduate assistant on the Hurricanes' staff. While at Miami, Cooper helped the Hurricanes to College World Series berths in 1994 and 1995. Cooper spent the 1996 season as an assistant and team academic coordinator at Wake Forest, then moved on to Tulane for the next two seasons, serving as the Green Wave's hitting coach. In 1997, the Green Wave won the Conference USA regular-season crown, and in 1998, they advanced to the NCAA Tournament. Cooper left Tulane following the 1998 season and returned to Sacramento City College, where he starred in the early 1990's before lettering at Miami in 1993.

Along with his college coaching experience, Cooper also was an associate scout for the Los Angeles Dodgers from 1990-92 and has been selected to four coaching stints with USA Baseball in 2000, 2007, 2009 and 2013.

Cooper earned his bachelor's degree in psychology from Miami in 1994 and a master's in sports sciences/administration from Miami in 1996. He is married to his wife, Maureen, and has two sons, Jake and Tyson, who are both current members of the Penn State baseball team.

OVERALL STATS

The Automated ScoreBook  
 Overall Statistics for Penn State (as of Apr 20, 2022)  
 (All games Sorted by Batting avg)

Record: 15-19 Home: 8-6 Away: 2-8 Neutral: 5-5 Conference: 5-7

Player	avg	gp-gs	ab	r	h	2b	3b	hr	rbi	tb	slg%	bb	hp	so	gdp	ob%	sf	sh	sb-att	po	a	e	fld%
14 Wood, Matt	.412	33-33	119	30	49	9	2	6	29	80	.672	16	3	13	4	.479	4	3	3-5	243	15	7	.974
1 Harry, Jay	.324	34-34	136	23	44	6	1	4	16	64	.471	8	4	16	0	.378	0	0	3-6	35	99	5	.964
41 Spiegel, Josh	.300	34-32	120	17	36	9	1	5	24	62	.517	13	0	35	3	.363	2	0	0-0	194	7	8	.962
2 Hannon, Kyle	.288	18-17	59	8	17	5	1	0	8	24	.407	6	2	12	3	.373	0	0	2-2	22	37	7	.894
3 Bartels, Cole	.286	34-34	133	20	38	6	0	2	14	50	.376	13	4	14	1	.364	1	0	3-4	138	7	2	.986
30 Steele, Anthony	.265	22-18	68	5	18	1	1	1	7	24	.353	5	1	19	1	.324	0	0	1-1	31	0	2	.939
22 Piacentino, Johnny	.259	21-21	81	11	21	1	2	2	12	32	.395	6	0	25	3	.300	3	1	1-1	31	0	1	.969
7 Pittaro, C.J.	.253	26-21	75	13	19	3	0	0	10	22	.293	9	1	20	0	.341	0	0	1-2	15	31	4	.920
35 Gerlott, Billy	.219	34-32	114	13	25	7	1	1	13	37	.325	10	5	35	2	.308	1	0	3-5	45	2	0	1.000
13 Kelley, Tayven	.188	31-29	112	9	21	2	1	0	13	25	.223	3	1	44	4	.216	0	0	1-2	57	1	4	.935
9 Throneberry, Connor	.333	3-0	3	1	1	0	0	0	0	1	.333	0	0	2	0	.333	0	0	0-0	3	0	0	1.000
40 Kailher, Ben	.238	19-13	42	6	10	0	0	0	1	10	.238	11	2	10	0	.418	0	0	3-5	15	35	3	.943
19 Cease, Derek	.167	22-9	36	6	6	1	0	0	0	7	.194	5	0	9	1	.268	0	0	1-1	21	36	4	.934
4 Cooper, Tyson	.148	12-9	27	3	4	0	0	0	0	4	.148	5	0	5	0	.281	0	2	0-2	43	10	1	.981
23 Cooper, Jake	.000	8-4	14	0	0	0	0	0	0	0	.000	0	0	6	0	.000	0	1	0-0	1	10	1	.917
15 Franks, Brendan	.000	8-0	4	0	0	0	0	0	0	0	.000	1	0	1	1	.200	0	0	0-0	0	0	0	.000
46 Burke, Noah	.000	5-0	4	0	0	0	0	0	0	0	.000	1	1	3	0	.333	0	0	0-0	0	0	0	.000
34 Paltridge, Richie	.000	1-0	1	0	0	0	0	0	0	0	.000	0	0	1	0	.000	0	0	0-0	1	0	0	1.000
Totals	.269	34	1148	165	309	50	10	21	147	442	.385	112	24	270	23	.344	11	7	22-36	906	326	53	.959
Opponents	.271	34	1185	232	321	49	16	16	199	450	.380	163	40	339	24	.374	13	19	41-46	891	338	30	.976

LOB - Team (246), Opp (282). DPs turned - Team (27), Opp (24). IBB - Team (1), Wood, M. 1, Opp (2). Picked off - Hannon, K. 1, Cease, D. 1, Pittaro, CJ 1, Kelley, T. 1.

(All games Sorted by Earned run avg)

Player	era	w-l	app	gs	cg	sho	sv	ip	h	r	er	bb	so	2b	3b	hr	b/avg	wp	hp	bks	sfa	sha
33 Luensmann, Travis	4.43	2-2	9	7	0	0/0	1	40.2	42	27	20	20	51	1	3	3	.261	3	3	0	3	2
27 Molsky, Tommy	6.00	0-5	11	8	0	0/0	1	36.0	38	36	24	16	33	7	1	3	.260	6	8	0	2	2
49 DeMell, Ben	0.00	0-0	1	0	0	0/0	0	1.2	1	0	0	3	2	0	0	0	.167	0	1	0	0	0
20 Sclafani, Blaise	0.00	0-0	4	0	0	0/0	0	1.1	2	1	0	3	1	0	0	1	.400	0	1	0	0	0
19 Cease, Derek	0.00	0-0	1	0	0	0/0	0	1.0	1	1	0	3	1	0	0	0	.250	0	0	0	0	0
36 Shingledecker, Tyler	3.38	3-2	13	0	0	0/1	1	24.0	24	11	9	5	34	4	1	2	.255	3	1	0	0	1
12 Tulio, Kellan	3.91	2-2	9	8	0	0/0	1	25.1	19	17	11	16	28	5	0	0	.207	2	4	0	1	2
21 Miller, Steven	4.07	2-2	12	1	0	0/0	1	24.1	27	12	11	8	26	5	1	0	.281	2	1	0	1	0
24 Henline, Jaden	4.55	0-1	11	3	0	0/1	3	31.2	33	21	16	10	38	6	2	3	.273	4	1	0	1	1
25 Renner, Chase	4.91	2-1	8	1	0	0/0	1	11.0	8	6	6	10	13	3	0	0	.211	3	1	0	0	2
29 Kohls, Carson	5.14	1-0	11	1	0	0/0	0	21.0	21	13	12	13	20	1	2	0	.280	3	4	0	0	2
37 Morales, Jordan	5.57	2-0	16	0	0	0/0	0	21.0	28	18	13	7	30	4	1	2	.308	3	1	3	0	2
18 Mellott, Mason	5.88	1-4	13	4	0	0/1	2	26.0	26	19	17	13	25	4	2	2	.257	2	2	0	1	3
31 Partridge, Ryan	6.46	0-0	14	0	0	0/0	0	15.1	14	11	11	10	15	4	1	0	.250	2	4	0	2	1
17 Gregory, Seneca	10.80	0-0	6	0	0	0/0	0	6.2	10	9	8	4	7	2	0	0	.345	1	2	0	0	1
11 Rogers, Chad	13.50	0-0	5	0	0	0/0	0	6.2	14	10	10	7	4	1	1	0	.452	2	1	0	2	0
10 Folds, Tanner	14.73	0-0	6	0	0	0/0	0	3.2	2	7	6	6	3	1	0	0	.154	1	1	0	0	0
30 Steele, Anthony	18.69	0-0	6	1	0	0/0	0	4.1	9	10	9	7	8	0	1	0	.391	2	4	0	0	0
8 DeMarco, Patrick	81.00	0-0	1	0	0	0/0	0	0.1	2	3	3	2	0	1	0	0	.667	1	0	0	0	0
Totals	5.54	15-19	34	34	0	1/1	11	302.0	321	232	186	163	339	49	16	16	.271	40	40	3	13	19
Opponents	4.45	19-15	34	34	0	1/1	7	297.0	309	165	147	112	270	50	10	21	.269	24	24	9	11	7

PB - Team (9), Wood, M. 5, Cooper, T. 2, Spiegel, J. 2, Opp (6). Pickoffs - Team (4), Kohls, C. 2, Mellott, M. 1, Miller, S. 1, Opp (3). SBA/ATT - Wood, M. (31-35), Spiegel, J. (9-9), Luensmann, T (6-6), Molsky, T. (5-5), Kohls, C. (4-5), Mellott, M. (4-4), Henline, J. (2-4), Tulio, K. (4-4), Miller, S. (4-4), Steele, A. (3-3), Folds, T. (2-2), Shingledeck (2-2), Rogers, C.



CONFERENCE STATS

The Automated ScoreBook  
 Conference statistics for Penn State (as of Apr 16, 2022)  
 (Conference games only Sorted by Batting avg)

Record: 5-7 Home: 3-3 Away: 2-4 Conference: 5-7

Player	avg	gp-gs	ab	r	h	2b	3b	hr	rbi	tb	slg%	bb	hp	so	gdp	ob%	sf	sh	sb-att	po	a	e	fld%	
14 Wood, Matt	.488	12-12	43	8	21	3	1	2	12	32	.744	3	1	4	0	.490	4	2	1-2	115	8	1	.992	
1 Harry, Jay	.354	12-12	48	10	17	3	1	3	5	31	.646	1	2	7	0	.392	0	0	0-2	15	34	1	.980	
7 Pittaro, C.J.	.316	11-10	38	7	12	2	0	0	4	14	.368	4	0	9	0	.381	0	0	0-0	7	15	2	.917	
22 Piacentino, Johnny	.255	12-12	47	8	12	0	2	2	8	22	.468	3	0	17	2	.288	2	0	0-0	22	0	1	.957	
41 Spiegel, Josh	.250	12-11	44	6	11	1	1	3	13	23	.523	3	0	11	0	.292	1	0	0-0	38	1	0	1.000	
40 Kailher, Ben	.250	7-6	20	1	5	0	0	0	1	5	.250	4	0	6	0	.375	0	0	1-2	8	16	2	.923	
3 Bartels, Cole	.229	12-12	48	8	11	2	0	1	2	16	.333	3	2	5	1	.302	0	0	1-1	64	4	2	.971	
30 Steele, Anthony	.227	8-5	22	1	5	0	0	0	3	5	.227	1	0	7	1	.261	0	0	0-0	0	0	0	.000	
13 Kelley, Tayven	.219	10-8	32	4	7	2	1	0	5	11	.344	1	0	16	0	.242	0	0	1-1	12	0	1	.923	
35 Gerlott, Billy	.150	12-11	40	7	6	2	1	1	4	13	.325	3	1	11	1	.222	1	0	2-2	18	1	0	1.000	
-----																								
4 Cooper, Tyson	.182	5-4	11	1	2	0	0	0	0	2	.182	2	0	3	0	.308	0	0	0-0	6	6	1	.923	
19 Cease, Derek	.125	10-5	16	3	2	0	0	0	0	2	.125	3	0	6	1	.263	0	0	0-0	10	18	4	.875	
15 Franks, Brendan	.000	3-0	1	0	0	0	0	0	0	0	.000	0	0	0	1	.000	0	0	0-0	0	0	0	.000	
23 Cooper, Jake	.000	1-0	1	0	0	0	0	0	0	0	.000	0	0	0	0	.000	0	0	0-0	0	0	0	.000	
46 Burke, Noah	.000	1-0	0	0	0	0	0	0	0	0	.000	1	0	0	0	1.000	0	0	0-0	0	0	0	.000	
Totals	.270	12	411	64	111	15	7	12	57	176	.428	32	6	102	7	.326	8	2	6-10	321	116	16	.965	
Opponents	.300	12	430	85	129	24	4	8	73	185	.430	54	16	122	8	.393	6	7	18-22	321	123	8	.982	

LOB - Team (74), Opp (107). DPs turned - Team (9), Opp (7). IBB - Team (0), Opp (2).

(Conference games only Sorted by Earned run avg)

Player	era	w-l	app	gs	cg	sho	sv	ip	h	r	er	bb	so	2b	3b	hr	b/avg	wp	hp	bk	sfa	sha
33 Luensmann, Travis	1.65	2-0	4	2	0	0/0	1	16.1	13	5	3	7	19	0	0	0	.213	2	2	0	2	0
21 Miller, Steven	4.97	2-1	6	1	0	0/0	0	12.2	17	7	7	5	12	4	0	0	.333	2	0	0	1	0
24 Henline, Jaden	5.62	0-0	4	3	0	0/0	0	16.0	18	11	10	7	17	5	1	2	.305	2	1	0	1	1
-----																						
20 Sclafani, Blaise	0.00	0-0	1	0	0	0/0	0	0.1	0	0	0	0	1	0	0	0	.000	0	0	0	0	0
12 Tulio, Kellan	4.09	1-1	4	3	0	0/0	1	11.0	10	11	5	9	15	3	0	0	.238	1	3	0	1	1
36 Shingledecker, Tyler	4.50	0-1	4	0	0	0/0	1	10.0	11	5	5	4	19	3	1	1	.268	3	1	0	0	0
31 Partridge, Ryan	4.50	0-0	4	0	0	0/0	0	4.0	3	2	2	1	4	1	0	0	.200	0	1	0	0	0
29 Kohls, Carson	5.40	0-0	2	0	0	0/0	0	5.0	3	3	3	4	3	0	0	0	.188	0	1	0	0	1
37 Morales, Jordan	6.14	0-0	6	0	0	0/0	0	7.1	12	7	5	2	9	2	0	2	.343	3	0	3	0	1
18 Mellott, Mason	7.15	0-2	6	0	0	0/0	1	11.1	14	9	9	6	12	1	1	2	.292	2	0	0	0	1
25 Renner, Chase	9.00	0-1	2	1	0	0/0	0	3.0	6	3	3	0	1	2	0	0	.462	1	1	0	0	1
27 Molsky, Tommy	10.12	0-1	3	2	0	0/0	0	8.0	10	10	9	5	7	2	0	1	.323	4	4	0	1	1
17 Gregory, Seneca	36.00	0-0	1	0	0	0/0	0	1.0	5	4	4	1	1	0	0	0	.714	1	0	0	0	0
30 Steele, Anthony	40.50	0-0	1	0	0	0/0	0	0.2	2	3	3	2	1	0	0	0	.500	0	2	0	0	0
11 Rogers, Chad	99.00	0-0	1	0	0	0/0	0	0.1	5	5	5	1	1	1	1	0	.833	2	0	0	0	0
Totals	6.14	5-7	12	12	0	0/0	4	107.0	129	85	73	54	122	24	4	8	.300	23	16	3	6	7
Opponents	4.79	7-5	12	12	0	0/0	1	107.0	111	64	57	32	102	15	7	12	.270	9	6	3	8	2

PB - Team (2), Wood, M. 2, Opp (4). SBA/ATT - Wood, M. (17-21), Mellott, M. (4-4), Luensmann, T (4-4), Henline, J. (2-4), Miller, S. (4-4), Tulio, K. (2-2), Gregory, S. (0-1), Renner, C. (0-1), Spiegel, J. (1-1), Shingledeck (1-1), Molsky, T.

74 11

RADIO/TV ROSTER



1 Jay Harry  
IF, So.



2 Kyle Hannon  
IF/OF, So.



3 Cole Bartels  
OF/IF, Gr.



4 Tyson Cooper  
C/IF, R-So.



5 Carson Ertter  
OF, Jr.



6 Joe Nastasi  
RHP, So.



7 C.J. Pittaro  
IF, So.



8 Patrick DeMarco  
RHP, Fr.



9 Connor Throneberry  
IF/RHP, Fr.



10 Tanner Folds  
LHP, Fr.



11 Chad Rogers  
RHP, So.



12 Kellan Tulio  
LHP, Jr.



13 Tayven Kelley  
OF, Jr.



14 Matt Wood  
C, Jr.



15 Brenden Franks  
IF/RHP, Jr.



17 Seneca Gregory  
RHP, Fr.



18 Mason Mellott  
RHP, Gr.



19 Derek Cease  
IF/RHP, Fr.



20 Blaise Sclafani  
RHP, Fr.



21 Steven Miller  
RHP, Sr.



22 Johnny Piacentino  
OF, Jr.



23 Jake Cooper  
IF, Fr.



24 Jaden Henline  
RHP, So.



25 Chase Renner  
RHP, Fr.



27 Tommy Molsky  
RHP, Fr.



28 Hutch Gagnon  
LHP, Sr.



29 Carson Kohls  
RHP, So.



30 Anthony Steele  
LHP/1B/OF, Fr.



31 Ryan Partridge  
LHP, Jr.



33 Travis Luensmann  
RHP, So.



34 Richie Paltridge  
OF/IF, Gr.



35 Billy Gerlott  
OF/IF, So.



36 Tyler Shingledecker  
LHP, Sr.



37 Jordan Morales  
LHP, Jr.



40 Ben Kailher  
IF, Jr.



41 Josh Spiegel  
C/1B, R-Jr.



44 Devin Fletcher  
RHP, Fr.



46 Noah Burke  
OF, Fr.



49 Ben DeMell  
RHP/IF, Fr.