



# INDIANA HOOSIERS

No. 6/6 Indiana (5-2, 0-0 B1G) vs. Penn State (4-4, 0-0 B1G)

Game 8

Monday, December 6, 2021 • Simon Skjodt Assembly Hall • Bloomington, Ind. • 6 p.m. ET

TV: Big Ten Network (Matt Schumacker, Christy Winters Scott)

Radio: WHCC 105.1 FM (Austin Render) • Live Stats: HoosierStats.com

## 2021-22 SCHEDULE

Date	Opponent	Time/Result	TV
11/5	UIndy (exh.)	W, 97-43	
11/10	at Butler	W, 86-63	
11/14	<sup>13/13</sup> Kentucky	W, 88-67	
11/16	Norfolk State	W, 72-42	
11/20	at Quinnipiac	W, 69-57	
<i>Baha Mar Pink Flamingo Classic</i>			
11/25	vs. Stanford	L, 66-69	
11/26	vs. Miami (FL)	W, 53-51	
<i>Big Ten/ACC Challenge</i>			
12/2	NC State	L, 58-66	
12/6	Penn State*	6 p.m.	BTN
12/9	Fairfield	7 p.m.	BIG+
12/12	at Ohio State*	7 p.m.	BTN
12/19	Western Michigan	1 p.m.	BIG+
12/21	Wright State	7 p.m.	BIG+
12/23	SIU	1 p.m.	BIG+
12/30	at Rutgers*	8 p.m.	FS1
1/2	Maryland*	3 p.m.	ESPN2
1/5	at Wisconsin*	7:30 p.m.	BIG+
1/13	Nebraska*	6 p.m.	BTN
1/16	at Purdue*	2 p.m.	BIG+
1/19	Michigan State*	7 p.m.	BIG+
1/23	at Iowa*	6 p.m.	BTN
1/27	Illinois*	7 p.m.	BIG+
1/31	at Michigan*	7 p.m.	ESPN2
2/3	Minnesota	7 p.m.	BIG+
2/6	Purdue*	1 p.m.	BIG+
2/10	at Illinois*	8 p.m.	BIG+
2/14	at Nebraska*	7 p.m.	BTN
2/17	Northwestern*	6 p.m.	BTN
2/20	Iowa*	5 p.m.	BTN
2/25	at Maryland*	7 or 8 p.m.	BTN

*Big Ten Tournament (Gainbridge Fieldhouse, Indianapolis)*

3/2-3/6 TBD

All homes games in **BOLD CAPS**

\* Big Ten Conference game

BTN - Big Ten Network televised game

BIG+ - Big Ten Network+ streamed game

All Times Eastern

## THE OPENING TIP

No. 6 Indiana opens up Big Ten play Monday night when it plays host to Penn State. Tipoff inside Simon Skjodt Assembly Hall is set for 6 p.m. ET on Big Ten Network.

## PROJECTED STARTERS

Indiana Hoosiers				Penn State Lady Lions					
<b>Head Coach:</b> Teri Moren				<b>Head Coach:</b> Carolyn Kieger					
<b>Career Record:</b> 352-221 (19th Season)				<b>Career Record:</b> 20-42 (3rd Season)					
<b>Indiana Record:</b> 153-82 (8th Season)				<b>Penn State Record:</b> 119-106 (8th Season)					
NO.	PLAYER	HT.	POS.	YR.	NO.	PLAYER	HT.	POS.	YR.
4	Nicole Cardaño-Hillary	5-6	G	Gr.	1	Ali Brigham	6-4	F	So.
10	Aleksa Gulbe	6-3	F	Sr.	4	Niya Beverly	5-7	G	Sr.
14	Ali Patberg	5-11	G	Gr.	5	Leilani Kapinus	5-10	G	So.
34	Grace Berger	6-0	G	Sr.	20	Makenna Marisa	5-11	G	Jr.
54	Mackenzie Holmes	6-2	F	Jr.	23	Shay Hagans	5-6	G	Jr.

## 2021-22 ROSTER

#	Name	Ht.	Pos.	Yr.	Hometown/High School/Previous College
1	Kaitlin Peterson	5-9	G	Fr.	Eufaula, Ala./Eufaula
3	Grace Waggoner	6-0	G	Jr.	Vincennes, Ind./Vincennes Rivet
4	Nicole Cardaño-Hillary	5-6	G	Gr.	Madrid, Spain/Vista Ridge/George Mason
10	Aleksa Gulbe	6-3	F	Sr.	Riga, Latvia/TTT Riga
14	Ali Patberg	5-11	G	Sr.	Columbus, Ind./Columbus North/Notre Dame
21	Keyarah Berry	5-9	G	Fr.	Rockmart, Ga./Rockmart
22	Chloe Moore-McNeil	5-11	G	So.	Sharon, Tenn./Greenfield
23	Kiandra Browne	6-2	F	So.	Montreal, Quebec, Canada/St-Laurent
24	Mona Zaric	6-2	F	Fr.	Novi Sad, Serbia
25	Arielle Wisne	6-5	C	R-So.	Thornton, Colo./Horizon
34	Grace Berger	6-0	G	Sr.	Louisville, Ky./Sacred Heart
54	Mackenzie Holmes	6-3	F	Jr.	Gorham, Maine/Gorham

**Head Coach:** Teri Moren

**Associate Head Coach:** Rhet Wierzba

**Associate Head Coach:** Glenn Box

**Assistant Coach:** Ashley Williams

**Director of Operations:** Liz Honegger

**Director of Player Development:** Briana Schomaeker

**Athletic Trainer:** Ben Tate

**Team and Recruitment Analyst:** McIntyre Webb

**Graduate Managers:** Shayna Gore, Brittney Patrick, Liam Shanahan

### Pronunciation Guide

Keyanna: Key-aun-ah

Cardaño: Car-DAWN-yoh

Aleksa Gulbe: Alexa Ghoul-bay

Arielle Wisne: Air-e-I Wiss-nee

Moren: MORE-in

Wierzba: Weerz-buh

## 2021-22 RADIO/TV ROSTER



**1 • Kaitlin Peterson**  
Freshman



**3 • Grace Waggoner**  
Junior



**4 • Nicole Cardaño-Hillary**  
Graduate Student



**10 • Aleksa Gulbe**  
Senior



**14 • Ali Patberg**  
Graduate Student



**21 • Keyarah Berry**  
Freshman



**22 • Chloe Moore-McNeil**  
Sophomore



**23 • Kiandra Browne**  
Sophomore



**24 • Mona Zaric**  
Freshman



**25 • Arielle Wisne**  
Redshirt Sophomore




**34 • Grace Berger**  
Senior



**54 • Mackenzie Holmes**  
Junior




**Teri Moren**  
Head Coach



**Rhett Wierzb**  
Associate Head Coach



**Glenn Box**  
Associate Head Coach



**Ashley Williams**  
Assistant Coach

## IN BIG OPENERS

The Hoosiers and Lady Lions will meet in a conference opener for the first time since 2016-17. Indiana won that meeting on Dec. 28, 2016 in a 89-70 victory in University Park, Pa. IU is 18-21 all-time in Big Ten openers and 12-7 all-time in conference openers at home. This will be the third-consecutive home Big Ten opener for the Cream and Crimson. They are looking to win its conference opener for the fourth consecutive season, which would mark the longest win streak in openers in school history.

## AGAINST THE LADY LIONS

A four-game win streak for Indiana is on the line against the Lady Lions on Monday night. It has won eight of the last nine meetings in the series dating back to 2015. Currently, IU is in the midst of one of its longest win streaks in the series (four games) and another would mark a program best against Penn State.

## TOUGH STRETCH

For the second time in three games, Indiana battled against another top 10 team on Thursday night as it fell to No. 2/3 NC State, 66-58. The Hoosiers were within one with 3:41 to play but couldn't hold off a late surge by the Wolfpack. Junior forward Mackenzie Holmes led the way for IU with 24 points.

## ALL THE LITTLE THINGS

In addition to scoring in double figures in six of seven games this season, senior guard Grace Berger is filling up the stat sheet. The Louisville, Ky. native has dished out no less than three assists in each of the Hoosiers first seven games, averaging a team-high 5.1 assists per contest. She's pulled down three or more rebounds in all seven games this season and is the team's second leading rebounder with 6.3 boards per game. In addition, she's had a steal in six games and two games with multiple swipes.

## THE STARTING FIVE

Heading into Big Ten play, Indiana is getting double-figure contributions from each of its five starters. Led by junior forward Mackenzie Holmes' 16.6 points and 7.0 rebounds per game. Patberg and Berger each add 13.3 points per game while senior guard Nicole Cardaño-Hillary and senior forward Aleksa Gulbe each chip in just over 10 points per game a piece.

## EARLY BIG PLAY

Monday's game will be the earliest Big Ten game played by Indiana in program history. While the league moved to playing a pair of games before the holiday break, the earliest the Hoosiers have started conference play was last season when it hosted Nebraska on Dec. 20, 2020.

## IN AT NO. 6

The Hoosiers dropped two spots in the Associated Press Top 25 and stayed put in the WBCA/USA Today coaches poll this week, coming in at No. 6 in both polls. The Hoosiers extend its streak in the Associated Press top 25 at 41 consecutive weeks.

## NEXT TO 1,000

Junior forward Mackenzie Holmes is well on her way to becoming the 30th member of the Indiana 1,000 point club. Through 66 career games, the Gorham, Maine native has recorded 940 points. Holmes would join two other active players to reach the career milestone (Berger and Patberg) and would mark just the second time in school history the Hoosiers would boast three 1,000 point scorers on its roster (2016 - Tyra Buss, Amanda Cahill and Alexis Gassion).

## IN THE RECORD BOOKS

Three Hoosiers currently have their name in the IU record book

### **Grace Berger**

1,089 career points (26th all-time)

### **Ali Patberg**

1,461 points (13th all-time)

445 assists (3rd all-time)

### **Mackenzie Holmes**

116 blocks (8th all-time)

## THREE NAMED TO WATCH LISTS

Three Hoosiers earned spots on preseason award watch lists for the upcoming 2021-22 season.

### **Ali Patberg**

2022 Nancy Lieberman Award (nation's top point guard)

2022 Wade Watch preseason watchlist

### **Grace Berger**

2022 Cheryl Miller Award preseason watch list (nation's top small forward)

2022 Wooden Award preseason Top 50 watch list

2022 Wade Watch preseason watch list

### **Mackenzie Holmes**

2022 Lisa Leslie Award preseason watch list (nation's top center).

## HOLMES, BERGER NAMED PRESEASON-ALL BIG TEN; HOOSIERS PICKED SECOND

Senior guard Grace Berger and junior forward Mackenzie Holmes each earned a spot on the preseason All-Big Ten 10-member team while Indiana was picked to finish second overall in a vote by the league's coaches and media. The Hoosiers have been voted in the top 5 of the conference's preseason poll for

## QUICK FACTS

School.....	Indiana University
Location.....	Bloomington, Ind.
Enrollment.....	48,514
Founded.....	1820
Nickname.....	Hoosiers
Colors.....	Cream and Crimson
Conference.....	Big Ten
Arena (Capacity).....	Simon Skjodt Assembly Hall (17,222)
Assembly Hall Press Row.....	812-855-2754
University President.....	Pamela Whitten
Athletics Director.....	Scott Dolson

## COACHING STAFF

Head Coach.....	Teri Moren
Alma Mater, Year.....	Purdue, 1992
Record at Indiana (Years).....	152-812 (8th year)
Career Record (Years).....	351-212 (19th year)
Associate Head Coaches.....	Rhet Wierzba ..... Glenn Box
Assistant Coach.....	Ashley Williams
Director of Operations.....	Liz Honegger
Director of Player Development	Briana Schomaeker
Team & Recruitment Analyst.....	McIntyre Webb
Basketball Office Phone.....	(812) 855-3013

## TEAM INFORMATION

Starters Returning/Lost.....	5/0
Letterwinners Returning/Lost.....	9/4

## 2020-21 IN REVIEW

Overall Record.....	21-6
Big Ten Record (Regular Season Finish) ..	16-2 (2nd)
Postseason Finish.....	NCAA Elite Eight

## TEAM HISTORY

First Year of Women's Basketball.....	1971-72
Record (Years).....	816-653 (50th year)
Big Ten Record (Years).....	297-367 (36th year)
Big Ten Regular-Season Titles.....	1 (1983)
Big Ten Tournament Titles.....	1 (2002)
NCAA Tournament Appearances (Record).....	6 (6-7)
Last NCAA Tournament Appearance.....	2016
WNIT Championships.....	1 (2018)

## ATHLETICS STRATEGIC COMMUNICATIONS

Women's Basketball SID.....	Megan Kramper
Office Phone.....	812-856-4053
Cell Phone.....	618-334-5321
E-mail.....	mkramper@indiana.edu
Fax.....	812-855-9401
Press Row Phone.....	812-855-2754
Mailing Address.....	Athletics Media Relations ..... Assembly Hall, 1001 East 17th St. ..... Bloomington, IN 47408
Athletics Web Site.....	IUHoosiers.com Women's Basketball on Twitter..... @IndianaWBB
Teri Moren on Twitter.....	@TeriMoren
Basketball on Facebook.....	/IndianaWBB
Basketball on Snapchat.....	IndianaWBB

## CAREER BY THE NUMBERS

### CAREER DOUBLE-FIGURE SCORING GAMES

Ali Patberg.....	71
Grace Berger.....	53
Mackenzie Holmes.....	43
Aleksa Gulbe.....	25
Nicole Cardaño-Hillary*.....	12
Kiandra Browne.....	2

### CAREER 20-PLUS POINT SCORING GAMES

Ali Patberg.....	21
Mackenzie Holmes.....	14
Grace Berger.....	11
Nicole Cardaño-Hillary.....	1
Aleksa Gulbe.....	1

### CAREER DOUBLE-DOUBLES

Mackenzie Holmes.....	9
Grace Berger.....	3
Ali Patberg.....	3
Aleksa Gulbe.....	4
Kiandra Browne.....	1
Nicole Cardaño-Hillary*.....	1

### CAREER TRIPLE-DOUBLES

Grace Berger.....	3
-------------------	---

### CAREER DOUBLE-FIGURE REBOUNDING GAMES

Mackenzie Holmes.....	11
Grace Berger.....	7
Aleksa Gulbe.....	5
Kiandra Browne.....	1
Nicole Cardaño-Hillary*.....	1
Ali Patberg.....	1

### CAREER FIVE-PLUS ASSIST GAMES

Ali Patberg.....	35
Grace Berger.....	22
Nicole Cardaño-Hillary*.....	4

### CAREER THREE-PLUS STEALS GAMES

Ali Patberg.....	14
Grace Berger.....	10
Nicole Cardaño-Hillary.....	5
Aleksa Gulbe.....	4
Mackenzie Holmes.....	1

### CAREER 3-PLUS 3-POINT FG MADE GAMES

Ali Patberg.....	14
Nicole Cardaño-Hillary*.....	6
Grace Berger.....	1
Aleksa Gulbe.....	2

### CAREER STARTS

Ali Patberg.....	97
Grace Berger.....	68
Aleksa Gulbe.....	64
Mackenzie Holmes.....	36
Nicole Cardaño-Hillary*.....	24

\*-at IU

## VERSUS THE OPPONENT

### 2021-22 STATS (ALL GAMES)

<b>PSU</b> .....	<b>Category</b> .....	<b>IU</b>
79.3.....	Points Per Game.....	70.0
73.5.....	Points Allowed Per Game.....	59.6
+5.8.....	Scoring Margin.....	+10.4
.460.....	Field Goal Percentage.....	.445
.414.....	Opponent FG Percentage.....	.387
.349.....	3-Pt. Field Goal Percentage ..	.356
.352.....	Opp. 3-Pt. FG Percentage.....	.312
.714.....	Free Throw Percentage.....	.761
35.0.....	Rebounds Per Game.....	38.1
-3.8.....	Rebounding Margin.....	+3.9
17.8.....	Assists Per Game.....	15.1
14.5.....	Turnovers Per Game.....	14.6
10.8.....	Steals Per Game.....	5.6
3.4.....	Blocks Per Game.....	2.6

### ABOUT THE LADY LIONS

Penn State is in the midst of a three-game skid, most recently falling at Boston College in the McKenna Marisa leads the way with 21.4 points and 5.5 assists per game. Ali Bringham adds double figures with 13.1 points per game and a team-high 5.4 rebounds. The Lady Lions are averaging just under 80 points per game this season and shooting 46 percent.

### SERIES HISTORY

Penn State leads 33-17

### LAST MEETING

2/10/21 - W, 90-65 (Bloomington, Ind.)

the third-consecutive season.

### LET'S RECAP LAST SEASON

2020-21 proved to be another historic year for the Hoosiers, who advanced to the NCAA Elite Eight and finished with 20 wins for the sixth-consecutive season. Indiana also set a new program record by going 16-2 overall in Big Ten play, finishing second overall. It's 16 league wins marked a new program high while placing four on All-Big Ten teams. Berger and Holmes pulled in a combined three All-American honors last season.

### SEVENTH-YEAR SENIOR

Graduate student Ali Patberg returns for her seventh and final season of eligibility in 2021-22 as she is believed to be the second-ever NCAA Division I women's basketball player to play a seventh collegiate season. After earning her sixth year waiver in July 2019, the Columbus, Ind. native is taking advantage of the extra year of eligibility granted by the NCAA as a result of the COVID-19 pandemic. Patberg joins Isis Young, who played seven collegiate seasons, graduating from Siena in 2019-20.

### VETERAN LED GROUP

Returning all five starters from last season, the Hoosiers boast a wealth of experience in their core group. Among its five returning starters - Ali Patberg, Mackenzie Holmes, Grace Berger, Aleksa Gulbe and Nicole Cardaño-Hillary - the group holds 261 combined career starts at Indiana, 257 career games played, 4,076 career points and 10,743 minutes played heading in to the 2021-22 season.

### WHO'S NEW?

Three new players joined the program in the offseason. Freshmen Kaitlin Peterson (Eufaula, Ala.), Keyarah Berry (Rockmart, Ga.) and Mona Zaric (Novi Sad, Serbia)

all enter their first collegiate basketball seasons.

### THE SCHEDULE

Indiana will face a grueling 2021-22 schedule with non-conference matchups set with three ranked teams (No. 13 Kentucky, No. 7 Stanford and No. 2 NC State). Big Ten play also features four other teams ranked in the Top 25, (No. 8 Maryland, No. 9 Michigan, No. 11 Iowa, No. 20 Ohio State).

## TOP 25 POLLS

### ASSOCIATED PRESS WEEK 4 NOVEMBER 29, 2021

Rank	School	Record	Points	Prev.
1	South Carolina(30)	7-0	750	1
2	<b>NC State</b>	6-1	704	5
3	UConn	3-1	704	3
4	Stanford	5-2	607	7
5	Baylor	6-1	593	6
6	<b>Indiana</b>	5-1	577	4
7	Arizona	7-0	540	9
8	<b>Maryland</b>	6-2	526	2
9	<b>Iowa</b>	4-0	517	8
10	Louisville	5-1	483	10
11	Tennessee	6-0	461	11
12	<b>Michigan</b>	7-0	430	12
13	South Florida	5-2	417	18
14	Iowa State	7-0	394	13
15	Texas	4-1	342	14
16	<b>Kentucky</b>	4-1	234	20
17	Texas A&M	7-0	221	23
18	Oregon	3-2	204	15
19	<b>Ohio State</b>	5-0	204	22
20	Georgia	6-0	167	26
21	BYU	7-0	148	26
22	Florida Gulf Coast	7-0	141	25
23	Oregon State	3-2	78	16
24	Notre Dame	6-1	52	26
25	Florida State	4-2	51	17

**Others receiving votes:** West Virginia 46, Virginia Tech 37, Colorado 30, UCLA 29, Georgia Tech 21, Duke 15, Arkansas 11, Gonzaga 7, DePaul 2, Washington State 2, North Carolina 2, Missouri State 1, **Purdue 1**, Oklahoma 1

**Dropped from rankings:** Georgia Tech 18

### USA TODAY/WBCA COACHES WEEK 4 NOVEMBER 23, 2021

Rank	School	Record	Points	Prev.
1	South Carolina(32)	8-0	800	1
2	UConn	3-1	749	2
3	<b>NC State</b>	6-1	746	4
4	<b>Stanford</b>	5-2	661	5
5	Louisville	5-1	616	7
6	<b>Indiana</b>	5-1	615	6
7	Baylor	6-1	584	8
8	<b>Maryland</b>	6-2	561	3
9	<b>Michigan</b>	7-0	541	9
10	Tennessee	6-0	523	10
11	Arizona	7-0	507	12
12	<b>Iowa</b>	4-0	455	11
13	Iowa State	7-0	393	14
14	Texas	4-1	342	16
15	Texas A&M	7-0	309	18
16	Oregon	3-2	308	13
17	South Florida	5-2	300	20
18	<b>Kentucky</b>	4-1	258	17
19	Georgia	6-0	244	21
20	<b>Ohio State</b>	5-0	179	24
21	Oregon State	3-2	97	19
22	Florida Gulf Coast	7-0	94	26
23	BYU	7-0	89	26
24	UCLA	4-2	80	15
25	Notre Dame	6-1	59	26

**Others receiving votes:** Georgia Tech 52, Gonzaga 51, West Virginia 42, North Carolina 33, Florida State 23, Virginia Tech 20, Arkansas 16, Colorado 15, UCF 9, Missouri State 6, Oklahoma 6, Wake Forest 6, Washington State 5, Ole Miss 4, Tulane 1, Coastal Carolina 1

**Dropped from rankings:** Florida State 22, West Virginia 23, Georgia Tech 25

2021-22 opponents in **bold**

## STREAKS

### TEAM

Current Streak	.....	Lost 1
Current Home Streak	.....	Lost 1
Current Road Streak	.....	Won 9
Current Conference Streak	.....	Won 9

### INDIVIDUAL

Consecutive Games With a Point	
91.....	Berger
Consecutive Games With a Rebound	
66.....	Holmes
Consecutive Games With Double Digit Scoring	
6.....	Patberg
Consecutive Games With an Assist	
48.....	Berger
Consecutive Games With a Steal	
5.....	Berger
Consecutive Games With a Block	
23.....	Holmes

### SEASON

Wins	.....	4, (11/10/21-11/27/21)
Home Wins	.....	2, (11/14/21-12/2/21)
Road Wins	.....	2, (11/10/21-present)
Conference Wins	.....	N/A

## SEASON DOUBLE-DOUBLES

### Aleksa Gulbe

22 points, 12 rebounds  
vs. Norfolk State

### Mackenzie Holmes

14 points, 11 rebounds  
vs. Miami (FL)

## SEASON TRIPLE-DOUBLES

## THE HOOSIERS WHEN...

Home	.....	2-1
Away	.....	2-0
Neutral	.....	1-1
Playing in overtime	.....	0-0
Leading at half	.....	4-1
Trailing at half	.....	1-1
Tied at half	.....	0-0
IU outrebounds an opponent	.....	5-0
IU gets outrebounded	.....	0-2
Ties in rebounds	.....	0-0
IU shoots 50 percent or better	.....	3-0
IU shoots less than 50 percent	.....	2-2
Opponent shoots 50 percent or better	.....	1-0
Opponent shoots less than 50 percent	.....	4-2
IU shoots 70 percent or better from FT line	.....	4-2
IU shoots less than 70 percent from FT line	.....	1-0
Opponent shoots 70 percent or better from FT line	.....	3-1
Opponent shoots less than 70 percent from FT line	.....	2-1
IU makes more free throws than opponent	.....	4-1
IU makes less free throws than opponent	.....	1-1
IU is equal in free throws as opponent	.....	0-0
IU hits 5 or less 3-pointers	.....	3-0
IU hits 6-9 3-pointers	.....	2-2
IU hits 10+ 3-pointers	.....	0-0
IU scores 59 points or fewer	.....	1-1
IU scores between 60-69 points	.....	1-1
IU scores between 70-79 points	.....	1-0
IU scores between 80-89 points	.....	2-0
IU scores 90+ points	.....	0-0
Holding opponent to 59 points or fewer	.....	3-0
Holding opponent to between 60-69 points	.....	2-2
Opponent scores 70 or more points	.....	0-0
IU wins offensive glass	.....	3-1
IU loses offensive glass	.....	1-1
Ties offensive glass	.....	1-0
IU wins defensive glass	.....	4-0
IU loses defensive glass	.....	0-2
Ties defensive glass	.....	1-0
IU has 12 or fewer turnovers	.....	2-1
IU has more than 12 turnovers	.....	3-1
Leading with five minutes left in regulation	.....	5-0
Trailing with five minutes left in regulation	.....	0-2
Tied with five minutes left in regulation	.....	0-0
Three IU players score in double figures	.....	2-2
Four IU players score in double figures	.....	4-0
Five IU players score in double figures	.....	0-0
Six IU players score in double figures	.....	0-0
Margin is 5 points or fewer	.....	1-0
Margin is 6-10 points	.....	1-2
Margin is 11-20 points	.....	0-0
Margin is 21 or more points	.....	3-0
Playing on Monday	.....	0-0
Playing on Tuesday	.....	1-0
Playing on Wednesday	.....	1-0
Playing on Thursday	.....	0-2
Playing on Friday	.....	0-0
Playing on Saturday	.....	2-0
Playing on Sunday	.....	1-0
Playing in November	.....	4-1
Playing in December	.....	0-1
Playing in January	.....	0-0
Playing in February	.....	0-0
Playing in March	.....	0-0
Night Games	.....	3-1
Day Games	.....	2-1

### THE LAST TIME AN INDIANA TEAM

Scored 100 Points..... 100, vs. Eastern Kentucky (11/25/20)  
Scored 90 Points ..... 90, vs. Penn State (2/10/21)  
Scored Fewer than 60 Points ..... 53, vs. Miami (11/27/21)  
Scored Fewer than 50 Points ..... 46, at Michigan State (12/28/17)  
Won by 100 Points ..... Never  
Won by 30 Points ..... 30, vs. Norfolk St. (11/16/21)  
Shot 65 pct from the floor ..... 676, vs. Michigan State (1998)  
Shot 60 pct from the floor ..... 606, vs. Northern Kentucky (12/8/16)  
Shot 50 pct from the floor ..... 50.9, vs. Norfolk St. (11/16/21)  
Shot less than 35 pct from the floor ..... 33.8, vs. NC State (12/2/21)  
Shot 50 pct from 3-point range ..... 54.5, vs. Kentucky (11/14/21)  
Shot less than 35 pct from 3-point range ..... 29.2, vs. NC State (12/2/21)  
Made 10 3-point field goals ..... 11, vs. Michigan State (3/1/18)  
Shot 75 pct from the FT line (min. 5 made) 92.3 (12-13), at Quinnipiac (11/20/21)  
Shot less than 50 pct from the FT line ..... 37.5, vs. Minnesota (1/4/17)  
Had 70 or more Rebounds ..... Never  
Had 60-70 Rebounds ..... 61, vs. Nebraska (12/20/20)  
Had 50-60 Rebounds ..... 50, at Wisconsin (2/24/21)  
Had 30 Offensive Rebounds ..... Never  
Had 20 Offensive Rebounds ..... 23, vs. Nebraska (12/20/20)  
Had 40 or more Assists ..... Never  
Had 30-40 Assists ..... Never  
Had 20-39 Assists ..... 22, vs. Norfolk St (11/16/21)  
Had 20 Turnovers ..... 24, vs. Miami (11/27/21)  
Had less than 10 Turnovers ..... 7, vs. Stanford (11/25/21)  
Had 5 or less Turnovers ..... 2, at Penn State (1/7/21)  
Had 10-20 Steals ..... 12, vs. Stanford (11/25/21)  
Had 20 or More Steals ..... 24, vs. Ball State (1991)  
Had 15 Blocked Shots ..... Never  
Had 10 Blocked Shots ..... 11, vs. Eastern Kentucky (11/25/20)  
Had two 30-point scorers ..... Never  
Had three 20-point scorers ..... Never  
Had two 20-point scorers Aleksa Gulbe (22), Mackenzie Holmes (22) vs. Norfolk St. (11/16/21)  
Had seven double-figure scorers ..... Never  
Had six double-figure scorers ..... vs. Northern Kentucky (12/8/16)  
Had five double-figure scorers ..... vs. NC State (NCAA Tournament) (3/27/21)  
Had four double-figure scorers ..... vs. Miami (11/27/21)  
Had no players score in double figures ..... at Michigan (2/18/15)  
Had two double-figure rebounders... Aleksa Gulbe (10), Grace Berger (12), vs. NC State (3/27/21)  
Had three double-figure rebounders ..... Never  
Had three with double-doubles ..... Never  
Had two with double-doubles Aleksa Gulbe, Grace Berger vs. NC State (3/27/21)  
Had two with double figure assists ..... Never  
Scored 70 points or more in the first half ..... Never  
Scored 60 points or more in first half ..... 62, vs. Nicholls State (11/10/19)  
Scored 50 points or more in first half ..... 52, at Wisconsin (1/13/19)  
Scored 60 pts or more in second half ..... Never  
Scored 50 points or more in the second half ..... 50, vs. Kentucky (11/14/21)  
Scored 20 points or less in first half ..... Never  
Scored 20 points or less in second half ..... Never  
Failed to make a 3-point field goal ..... at Penn State (2/2/12)  
Defeated a ranked team ..... vs. No. 13/13 Kentucky (11/14/21)  
Defeated a top 10 team ..... vs. No. 3/3 NC State (NCAA Tournament, 3/27/21)  
Lost to a ranked team ..... vs. No. 2/3 NC State (12/2/21)  
Lost to an unranked team ..... vs. Michigan State (3/11/21)  
Lost to an unranked team at home ..... vs. Tennessee (12/17/20)  
Lost a regular season, non-conference game ..... vs. NC State (12/2/21)  
Lost a regular season, non-conference home game ..... vs. NC State (12/2/21)  
Won an overtime game ..... vs. Wisconsin (75-65, 1/30/20)  
Lost an overtime game ..... vs. Northwestern (69-71, 1/16/20)  
Won a double-overtime game ..... vs. Minnesota (80-77, 1/17/08)  
Lost a double-overtime game ..... at Iowa (85-91, 1/12/20)  
Won a triple-overtime game ..... Never  
Lost a triple-overtime game ..... Never  
Won a quadruple-overtime game ..... vs. Michigan State (3/1/18)  
Lost a quadruple-overtime game ..... Never

### THE LAST TIME AN INDIANA INDIVIDUAL

Recorded a Triple-Double (Pts/Reb/Ast) .. Grace Berger (17, 11, 10) vs. Penn St. (2/10/21)  
Recorded a Triple-Double (Pts/Reb/Blk) ..... Never  
Recorded a Double-Double (Pts/Reb) ..... Mackenzie Holmes (14, 11 vs. Miami)  
Recorded a Double-Double (Pts/Ast) ..... Tyra Buss (17, 10 vs. Chattanooga, 11/20/17)  
Recorded a Double-Double(Reb/Ast) ..... Never  
Recorded a Double-Double (Pts/Blk) ..... Never  
Had a 20/10 Performance (Pts/Ast) ..... Tyra Buss (28, 11 vs. Arkansas State, 11/11/17)  
Had a 20/10 Performance (Pts/Reb) ..... Aleksa Gulbe (22, 12 vs. Norfolk St., 11/16/21)  
Had a 20/20 Performance (Pts/Reb) ..... Never  
Had a 30/20 Performance (Pts/Reb) Jill Chapman (35, 21 vs. Ball State 12/4/99)  
Had a 40/20 Performance (Pts/Reb) ..... Never  
Scored 50 Points ..... Never  
Scored 40 Points ..... 40, Karna Abram, vs. Michigan State (1987)  
Scored 30 Points ..... 38, Amanda Cahill, vs. Michigan State (3/1/18)  
Had 20 Rebounds ..... 20, Alexis Gassion, vs. Oakland (12/17/16)  
Had 15 Rebounds ..... 15, Kym Royster, vs. Southern (11/14/17)  
Had 10 Assists ..... 11, Grace Berger vs. Norfolk St. (11/16/21)  
Had 5 Steals ..... 5, Grace Berger, at Florida (11/22/19)  
Had 5 Blocked Shots ..... 5, Mackenzie Holmes vs. Arizona (3/29/21)  
Had 10 Blocked Shots ..... 10, Quacy Barnes, vs. Youngstown State, (1997)

### THE LAST TIME AN INDIANA OPPONENT

Scored 100 Points ..... 109, Michigan State (109, 3/1/18)  
Scored 90 Points ..... Missouri State (98, 12/9/18)  
Scored Fewer than 60 Points ..... Miami (51, 11/27/21)  
Scored Fewer than 50 Points ..... Norfolk St. (42, 11/16/21)  
Scored Fewer than 40 Points ..... Presbyterian (37, 11/11/16)  
Scored Fewer than 30 Points ..... Taylor (24, 2/21/75)  
Won by 30 Points ..... Maryland (36, 2/5/17)  
Shot 65 pct from the floor ..... Never  
Shot 60 pct from the floor ..... Ohio State (63.1%, 1/8/15)  
Shot 50 pct from the floor ..... NC State (50.0%, 3/27/21)  
Shot less than 35 pct from the floor ..... Miami (33.9%, 11/27/21)  
Shot 50 pct from 3-point range ..... Iowa (57.1%, 3/3/21)  
Shot less than 35 pct from 3-point range ..... Miami (27.8%, 11/27/21)  
Made 10 3-point field goals ..... Oregon (13, 3/24/19)  
Shot 75 pct from FT line (min. 5 made) ..... Quinnipiac (9-10, 11/20/21)  
Shot less than 50 pct from the FT line ..... Samford (33.3%, 2-6, 12/3/20)  
Had 50 Rebounds ..... Tennessee (51, 12-17-20)  
Had 20 Offensive Rebounds ..... South Carolina (20, 11/28/2019)  
Had 20 Assists ..... Iowa (21, 1/12/20)  
Had 20 Turnovers ..... Ohio State (20, 2/27/21)  
Had less than 10 Turnovers ..... Iowa (9, 3/3/21)  
Had 10 Steals ..... Miami (15, 11/27/21)  
Had 10 Blocked Shots ..... Nebraska (11, 2/9/20)  
Had two 20-point scorers ..... UCLA (25, 24, 12/22/19)  
Had two double-figure rebounders ..... Never  
Had no players in double figures ..... VCU (3/22/21)  
Scored 50 points or more in first half ..... N/A\*  
Scored 50 points or more in the second half ..... Penn State (50, 12/31/18)  
Scored 20 points or less in first half ..... Belmont (18, 3/24/21)  
Scored 20 points or less in second half ..... VCU (15, 3/22/21)  
Failed to make a 3-point field goal ..... Purdue (3/6/21)

### THE LAST TIME AN OPPONENT INDIVIDUAL

Had a 30/10 Performance (Pts/Reb) . Ari McDonald, Arizona (33, 11 3/29/21)  
Had a 20/10 Performance (Pts/Reb) ..... Cameron Brink (21, 22 11/25/21)  
Scored 20 Points ..... Kelsey Marshall (20, 11/27/21)  
Scored 30 Points ..... Ari McDonald, Arizona (3/29/21)  
Scored 40 Points ..... N/A\*  
Had 20 Rebounds ..... Cameron Brink (22, 11/25/21)  
Had 15 Rebounds ..... Betnijah Laney, Rutgers (3/5/15)  
Had 10 Assists ..... Kathleen Doyle, Iowa (1/12/20)  
Had 5 Steals ..... Braxtin Miller, Ohio State (1/28/21)  
Had 5 Blocked Shots ..... Cameron Brink (11/25/21)

## 2021-22 OVERALL STATISTICS

### Game Records

Record	Overall	Home	Away	Neutral
ALL GAMES	5-2	2-1	2-0	1-1
CONFERENCE	0-0	0-0	0-0	0-0
NON-CONFERENCE	5-2	2-1	2-0	1-1

### Score by Periods

Team	1st	2nd	3rd	4th	OT	TOT
Indiana	104	132	120	134	0	490
Opponents	96	106	107	108	0	417

### Team Box Score

No.	Player	Total			3-Point			F-Throw		Rebounds				Other								
		GP-GS	MIN	AVG	FG-FGA	FG%	3FG-3FGA	3FG%	FT-FTA	FT%	OFF	DEF	TOT	AVG	PF	DQ	A	TO	BLK	STL	PTS	AVG
54	HOLMES, Mackenzie	7-7	199:50	28.5	47-85	.553	4-7	.571	18-25	.720	20	29	49	7.0	15	0	3	13	8	6	116	16.6
14	PATBERG, Ali	7-7	237:01	33.9	32-71	.451	8-24	.333	21-25	.840	3	21	24	3.4	17	0	29	12	1	5	93	13.3
34	BERGER, Grace	7-7	244:50	35.0	38-102	.373	2-7	.286	15-20	.750	6	38	44	6.3	19	0	36	24	1	10	93	13.3
4	CARDANO-HILLARY, Nicole	7-7	239:27	34.2	25-58	.431	13-29	.448	9-17	.529	7	35	42	6.0	13	0	25	20	0	8	72	10.3
10	GULBE, Aleksa	7-7	245:56	35.1	26-62	.419	7-22	.318	12-13	.923	12	33	45	6.4	20	0	8	17	5	8	71	10.1
23	BROWNE, Kiandra	7-0	91:54	13.1	9-15	.600	0-2	.000	4-4	1.000	7	14	21	3.0	18	0	1	5	1	1	22	3.1
22	MOORE-MCNEIL, Chloe	7-0	87:29	12.5	7-17	.412	3-10	.300	2-3	.667	2	14	16	2.3	5	0	4	4	1	1	19	2.7
1	PETERSON, Kaitlin	4-0	09:31	2.4	1-5	.200	0-2	.000	2-2	1.000	0	1	1	0.3	0	0	0	1	0	0	4	1.0
25	WISNE, Arielle	2-0	03:12	1.6	0-0	.000	0-0	.000	0-0	.000	0	0	0	0.0	0	0	0	1	0	0	0	0.0
21	BERRY, Keyarah	1-0	01:19	1.3	0-0	.000	0-0	.000	0-0	.000	0	0	0	0.0	1	0	0	0	0	0	0	0.0
5	HOSE, Caitlin	4-0	19:59	5.0	0-1	.000	0-1	.000	0-0	.000	0	0	0	0.0	1	0	0	0	0	0	0	0.0
24	ZARIC, Mona	1-0	01:57	2.0	0-0	.000	0-0	.000	0-0	.000	0	0	0	0.0	0	0	0	1	0	0	0	0.0
3	WAGGONER, Grace	7-0	17:34	2.5	0-0	.000	0-0	.000	0-0	.000	0	6	6	0.9	3	0	0	2	1	0	0	0.0
Team											13	6	19				2					
<b>Total</b>		<b>7</b>	<b>1400</b>		<b>185-416</b>	<b>.445</b>	<b>37-104</b>	<b>.356</b>	<b>83-109</b>	<b>.761</b>	<b>70</b>	<b>197</b>	<b>267</b>	<b>38.1</b>	<b>112</b>	<b>0</b>	<b>106</b>	<b>102</b>	<b>18</b>	<b>39</b>	<b>490</b>	<b>70.0</b>
<b>Opponents</b>		<b>7</b>	<b>1400</b>		<b>161-416</b>	<b>.387</b>	<b>34-109</b>	<b>.312</b>	<b>61-91</b>	<b>.670</b>	<b>66</b>	<b>174</b>	<b>240</b>	<b>34.3</b>	<b>141</b>	<b>5</b>	<b>69</b>	<b>100</b>	<b>28</b>	<b>50</b>	<b>417</b>	<b>59.6</b>

### Team Statistics

	IND	OPP
<b>Scoring</b>	<b>490</b>	<b>417</b>
Points per game	70.0	59.6
Scoring margin	+10.4	-
<b>Field goals-att</b>	<b>185-416</b>	<b>161-416</b>
Field goal pct	.445	.387
<b>3 point fg-att</b>	<b>37-104</b>	<b>34-109</b>
3-point FG pct	.356	.312
3-pt FG made per game	5.3	4.9
<b>Free throws-att</b>	<b>83-109</b>	<b>61-91</b>
Free throw pct	.761	.670
F-Throws made per game	11.9	8.7
<b>Rebounds</b>	<b>267</b>	<b>240</b>
Rebounds per game	38.1	34.3
Rebounding margin	+3.9	-
<b>Assists</b>	<b>106</b>	<b>69</b>
Assists per game	15.1	9.9
<b>Turnovers</b>	<b>102</b>	<b>100</b>
Turnovers per game	14.6	14.3
Turnover margin	-0.3	-
Assist/turnover ratio	1.0	0.7
<b>Steals</b>	<b>39</b>	<b>50</b>
Steals per game	5.6	7.1
<b>Blocks</b>	<b>18</b>	<b>28</b>
Blocks per game	2.6	4.0
<b>Winning streak</b>	<b>0</b>	<b>-</b>
Home win streak	0	-
<b>Attendance</b>	<b>14034</b>	<b>3775</b>
Home games-Avg/Game	3-4678	2-1888
Neutral site-Avg/Game	-	2-0

### Team Results

Date	Opponent	Score	Att.
11/10/2021	at Butler	W 86-63	2360
11/14/2021	Kentucky	W 88-67	5394
11/16/2021	Norfolk St.	W 72-42	3398
11/20/2021	at Quinnipiac	W 67-59	1415
11/25/2021	vs Stanford	L 66-69	0
11/27/2021	vs Miami (FL)	W 53-51	0
12/02/2021	NC State	L 58-66	5242

## 2020-21 BIG TEN STATISTICS

### Game Records

Record	Overall	Home	Away	Neutral
ALL GAMES	16-2	8-1	8-1	0-0
CONFERENCE	16-2	8-1	8-1	0-0
NON-CONFERENCE	0-0	0-0	0-0	0-0

### Score by Periods

Team	1st	2nd	3rd	4th	OT	TOT
Indiana	296	348	343	406	0	1393
Opponents	271	278	290	279	0	1118

### Team Box Score

No.	Player	Overall			Total		3-Point		F-Throw		Rebounds				Other Stats							
		GP-GS	MIN	AVG	FG-FGA	FG%	3FG-FGA	3FG%	FT-FTA	FT%	OFF	DEF	TOT	AVG	PF	DQ	A	TO	BLK	STL	PTS	AVG
54	HOLMES, Mackenzie	18-18	555:05	30.8	141-235	.600	0-4	.000	57-72	.792	58	86	144	8.0	44	0	9	31	50	16	339	18.8
34	BERGER, Grace	18-18	610:18	33.9	99-224	.442	7-19	.368	67-87	.770	16	101	117	6.5	40	1	87	34	4	23	272	15.1
14	PATBERG, Ali	18-18	610:53	33.9	88-212	.415	22-66	.333	56-73	.767	13	71	84	4.7	32	0	72	32	4	13	254	14.1
10	GULBE, Aleksa	18-18	559:30	31.1	59-122	.484	14-37	.378	41-50	.820	41	68	109	6.1	45	2	23	22	11	20	173	9.6
13	PENN, Jaelynn	7-6	191:03	27.3	27-70	.386	8-24	.333	4-5	.800	4	23	27	3.9	17	0	15	16	1	12	66	9.4
4	CARDANO-HILLARY, Nicole	18-12	481:14	26.7	61-159	.384	24-80	.300	19-40	.475	11	56	67	3.7	33	1	41	29	0	23	165	9.2
23	BROWNE, Kiandra	14-0	135:10	9.7	12-22	.545	0-1	.000	12-15	.800	10	17	27	1.9	31	1	3	10	1	2	36	2.6
2	WARTHEN, Keyanna	18-0	138:36	7.7	16-27	.593	4-6	.667	5-8	.625	5	6	11	0.6	9	0	8	7	1	6	41	2.3
22	MOORE-MCNEIL, Chloe	16-0	105:47	6.6	6-23	.261	4-17	.235	5-8	.625	1	13	14	0.9	11	0	10	5	0	3	21	1.3
51	NOVEROSKE, Hannah	7-0	18:23	2.6	2-5	.400	0-0	.000	1-2	.500	3	4	7	1.0	4	0	0	3	3	2	5	0.7
33	PATTERSON, Danielle	10-0	57:07	5.7	3-13	.231	0-2	.000	1-2	.500	3	10	13	1.3	5	0	2	4	0	0	7	0.7
3	WAGGONER, Grace	18-0	88:09	4.9	3-7	.429	0-0	.000	4-6	.667	4	12	16	0.9	10	0	6	2	4	1	10	0.6
11	WILSON, Chanel	8-0	21:33	2.7	1-3	.333	0-1	.000	2-2	1.000	0	2	2	0.3	0	0	3	2	2	3	4	0.5
25	WISNE, Arielle	9-0	22:50	2.5	0-1	.000	0-0	.000	0-0	.000	0	5	5	0.6	7	0	0	2	2	0	0	0.0
12	PRICE, Paige	4-0	04:22	1.1	0-1	.000	0-1	.000	0-0	.000	0	1	1	0.3	0	0	0	0	0	0	0	0.0
Team											25	29	54									7
<b>Total</b>		<b>18</b>	<b>3600</b>		<b>518-1124</b>	<b>.461</b>	<b>83-258</b>	<b>.322</b>	<b>274-370</b>	<b>.741</b>	<b>194</b>	<b>504</b>	<b>698</b>	<b>38.8</b>	<b>288</b>	<b>5</b>	<b>279</b>	<b>206</b>	<b>83</b>	<b>124</b>	<b>1393</b>	<b>77.4</b>
<b>Opponents</b>		<b>18</b>	<b>3600</b>		<b>419-1077</b>	<b>.389</b>	<b>85-281</b>	<b>.302</b>	<b>195-264</b>	<b>.739</b>	<b>164</b>	<b>450</b>	<b>614</b>	<b>34.1</b>	<b>339</b>	<b>8</b>	<b>171</b>	<b>276</b>	<b>59</b>	<b>93</b>	<b>1118</b>	<b>62.1</b>

### Team Statistics

	IND	OPP
<b>Scoring</b>	<b>1393</b>	<b>1118</b>
Points per game	77.4	62.1
Scoring margin	+15.3	-
<b>Field goals-att</b>	<b>518-1124</b>	<b>419-1077</b>
Field goal pct	.461	.389
<b>3 point fg-att</b>	<b>83-258</b>	<b>85-281</b>
3-point FG pct	.322	.302
3-pt FG made per game	4.6	4.7
<b>Free throws-att</b>	<b>274-370</b>	<b>195-264</b>
Free throw pct	.741	.739
F-Throws made per game	15.2	10.8
<b>Rebounds</b>	<b>698</b>	<b>614</b>
Rebounds per game	38.8	34.1
Rebounding margin	+4.7	-
<b>Assists</b>	<b>279</b>	<b>171</b>
Assists per game	15.5	9.5
<b>Turnovers</b>	<b>206</b>	<b>276</b>
Turnovers per game	11.4	15.3
Turnover margin	+3.9	-
Assist/turnover ratio	1.4	0.6
<b>Steals</b>	<b>124</b>	<b>93</b>
Steals per game	6.9	5.2
<b>Blocks</b>	<b>83</b>	<b>59</b>
Blocks per game	4.6	3.3
<b>Winning streak</b>	<b>9</b>	<b>-</b>
Home win streak	5	-
<b>Attendance</b>	<b>0</b>	<b>601</b>
Home games-Avg/Game	9-0	9-67
Neutral site-Avg/Game	-	0-0

### Team Results

Date	Opponent	Score	Att.
12/20/2020	Nebraska	W 81-45	0
12/23/2020	at Minnesota	W 75-54	0
12/31/2020	Illinois	W 79-56	0
01/04/2021	at Maryland	L 80-84	0
01/07/2021	at Penn St.	W 85-64	175
01/10/2021	Wisconsin	W 74-49	0
01/14/2021	at Purdue	W 66-45	160
01/24/2021	at Northwestern	W 74-61	1
01/28/2021	Ohio St.	L 70-78	0
01/31/2021	Michigan St.	W 79-67	0
02/07/2021	at Iowa	W 85-72	265
02/10/2021	Penn St.	W 90-65	0
02/14/2021	at Illinois	W 58-50	0
02/18/2021	Michigan	W 70-65	0
02/24/2021	at Wisconsin	W 77-49	0
02/27/2021	at Ohio St.	W 87-75	0
03/03/2021	Iowa	W 89-80	0
03/06/2021	Purdue	W 74-59	0



## BIG TEN STANDINGS (AS OF 12-4-21)

TEAM	BIG	PCT.	OVERALL	PCT.
Nebraska	0-0	.000	8-0	1.000
Michigan	0-0	.000	7-1	.875
Ohio State	0-0	.000	5-1	.833
Iowa	0-0	.000	4-1	.800
Maryland	0-0	.000	7-2	.778
Purdue	0-0	.000	6-2	.750
Indiana	0-0	.000	5-2	.714
Michigan St.	0-0	.000	6-3	.667
Northwestern	0-0	.000	5-3	.625
Minnesota	0-0	.000	6-4	.600
Penn State	0-0	.000	4-4	.500
Rutgers	0-0	.000	4-5	.444
Illinois	0-0	.000	3-4	.429
Wisconsin	0-0	.000	2-6	.250

## 2021-22 HOME GAME STATISTICS ONLY

No.	Player	Total					3-Point		F-Throw		Rebounds				PF DQ A			TO	BLK	STL	PTS	AVG							
		GP-GS	MIN	AVG	FG-FGA	FG%	3FG-3FGA	3FG%	FT-FTA	FT%	OFF	DEF	TOT	AVG															
54	HOLMES, Mackenzie	3-3	86:14	28.7	31-44	.705	3-5	.600	10-12	.833	6	8	14	4.7	5	0	1	6	3	3	75	25.0							
14	PATBERG, Ali	3-3	103:02	34.3	14-31	.452	4-10	.400	11-13	.846	2	8	10	3.3	7	0	14	4	0	3	43	14.3							
10	GULBE, Aleksa	3-3	102:25	34.1	15-27	.556	5-9	.556	1-1	1.000	6	18	24	8.0	9	0	3	8	5	2	36	12.0							
34	BERGER, Grace	3-3	102:49	34.3	13-40	.325	1-3	.333	8-11	.727	4	21	25	8.3	8	0	20	10	1	3	35	11.7							
4	CARDANO-HILLARY, Nicole	3-3	97:47	32.6	4-21	.190	3-13	.231	2-4	.500	4	11	15	5.0	2	0	14	9	0	4	13	4.3							
22	MOORE-MCNEIL, Chloe	3-0	37:21	12.4	2-6	.333	2-5	.400	2-2	1.000	2	8	10	3.3	1	0	0	4	0	1	8	2.7							
23	BROWNE, Kiandra	3-0	37:49	12.6	2-5	.400	0-1	.000	2-2	1.000	4	7	11	3.7	7	0	0	2	1	1	6	2.0							
1	PETERSON, Kaitlin	2-0	06:36	3.3	0-3	.000	0-1	.000	2-2	1.000	0	0	0	0.0	0	0	0	1	0	0	2	1.0							
25	WISNE, Arielle	1-0	01:57	2.0	0-0	.000	0-0	.000	0-0	.000	0	0	0	0.0	0	0	0	1	0	0	0	0.0							
21	BERRY, Keyarah	1-0	01:19	1.3	0-0	.000	0-0	.000	0-0	.000	0	0	0	0.0	1	0	0	0	0	0	0	0.0							
5	HOSE, Caitlin	2-0	11:06	5.6	0-0	.000	0-0	.000	0-0	.000	0	0	0	0.0	1	0	0	0	0	0	0	0.0							
24	ZARIC, Mona	1-0	01:57	2.0	0-0	.000	0-0	.000	0-0	.000	0	0	0	0.0	0	0	0	1	0	0	0	0.0							
3	WAGGONER, Grace	3-0	09:38	3.2	0-0	.000	0-0	.000	0-0	.000	0	4	4	1.3	3	0	0	1	0	0	0	0.0							
Team											7	2	9																
<b>Total</b>		<b>3</b>	<b>600</b>		<b>81-177</b>	<b>.458</b>	<b>18-47</b>	<b>.383</b>	<b>38-47</b>	<b>.809</b>	<b>35</b>	<b>87</b>	<b>122</b>	<b>40.7</b>	<b>44</b>	<b>0</b>	<b>52</b>	<b>49</b>	<b>10</b>	<b>17</b>	<b>218</b>	<b>72.7</b>							
<b>Opponents</b>		<b>3</b>	<b>600</b>		<b>65-180</b>	<b>.361</b>	<b>16-52</b>	<b>.308</b>	<b>29-40</b>	<b>.725</b>	<b>33</b>	<b>67</b>	<b>100</b>	<b>33.3</b>	<b>64</b>	<b>2</b>	<b>26</b>	<b>43</b>	<b>13</b>	<b>25</b>	<b>175</b>	<b>58.3</b>							

## BIG TEN STATS (AS OF 12-4-21)

TEAM		
Scoring Offense		70.0, 7th
Scoring Defense		59.6, 4th
Field Goal %		.445, 6th
3FG %		.356, 4th
Free Throw %		.761, 4th
Rebounding Defense		34.3, 6th
Defensive Rebounds		28.1, 5th
Rebounding Margin		+3.9, 7th
Assist/Turnover Ratio		+1.04, 7th
<b>INDIVIDUAL</b>		
Scoring	Mackenzie Holmes	16.6, 10th
Field Goal	Mackenzie Holmes	55.3, 7th
Assists	Grace Berger	5.1, 6th
Assist/Turnover Ratio	Ali Patberg	+2.4, 8th

## 2021-22 AWAY GAME STATISTICS ONLY

No.	Player	Total					3-Point		F-Throw		Rebounds				PF DQ A			TO	BLK	STL	PTS	AVG								
		GP-GS	MIN	AVG	FG-FGA	FG%	3FG-3FGA	3FG%	FT-FTA	FT%	OFF	DEF	TOT	AVG																
4	CARDANO-HILLARY, Nicole	2-2	70:06	35.1	15-21	.714	7-9	.778	2-3	.667	2	12	14	7.0	5	0	8	3	0	1	39	19.5								
34	BERGER, Grace	2-2	68:54	34.5	16-32	.500	1-2	.500	2-2	1.000	1	5	6	3.0	7	0	6	4	0	2	35	17.5								
54	HOLMES, Mackenzie	2-2	50:41	25.3	9-21	.429	1-2	.500	2-2	1.000	6	8	14	7.0	4	0	1	5	2	2	21	10.5								
14	PATBERG, Ali	2-2	62:23	31.2	7-17	.412	2-8	.250	2-2	1.000	0	9	9	4.5	5	0	12	3	1	0	18	9.0								
23	BROWNE, Kiandra	2-0	32:00	16.0	7-8	.875	0-1	.000	2-2	1.000	3	1	4	2.0	4	0	0	1	0	0	16	8.0								
10	GULBE, Aleksa	2-2	73:04	36.5	3-14	.214	0-6	.000	10-10	1.000	3	5	8	4.0	3	0	5	5	0	1	16	8.0								
22	MOORE-MCNEIL, Chloe	2-0	31:20	15.7	3-8	.375	0-4	.000	0-0	.000	0	3	3	1.5	2	0	2	0	1	0	6	3.0								
1	PETERSON, Kaitlin	1-0	02:16	2.3	1-2	.500	0-1	.000	0-0	.000	0	1	1	1.0	0	0	0	0	0	0	2	2.0								
5	HOSE, Caitlin	1-0	05:01	5.0	0-1	.000	0-1	.000	0-0	.000	0	0	0	0.0	0	0	0	0	0	0	0	0.0								
3	WAGGONER, Grace	2-0	03:00	1.5	0-0	.000	0-0	.000	0-0	.000	0	1	1	0.5	0	0	0	1	1	0	0	0.0								
25	WISNE, Arielle	1-0	01:15	1.3	0-0	.000	0-0	.000	0-0	.000	0	0	0	0.0	0	0	0	0	0	0	0	0.0								
Team											2	2	4																	
<b>Total</b>		<b>2</b>	<b>400</b>		<b>61-124</b>	<b>.492</b>	<b>11-34</b>	<b>.324</b>	<b>20-21</b>	<b>.952</b>	<b>17</b>	<b>47</b>	<b>64</b>	<b>32.0</b>	<b>30</b>	<b>0</b>	<b>34</b>	<b>22</b>	<b>5</b>	<b>6</b>	<b>153</b>	<b>76.5</b>								
<b>Opponents</b>		<b>2</b>	<b>400</b>		<b>47-107</b>	<b>.439</b>	<b>10-27</b>	<b>.370</b>	<b>18-21</b>	<b>.857</b>	<b>9</b>	<b>44</b>	<b>53</b>	<b>26.5</b>	<b>35</b>	<b>1</b>	<b>16</b>	<b>29</b>	<b>7</b>	<b>6</b>	<b>122</b>	<b>61.0</b>								

## 2021-22 NEUTRAL SITE STATISTICS ONLY

No.	Player	Total					3-Point		F-Throw		Rebounds				PF DQ A			TO	BLK	STL	PTS	AVG								
		GP-GS	MIN	AVG	FG-FGA	FG%	3FG-3FGA	3FG%	FT-FTA	FT%	OFF	DEF	TOT	AVG																
14	PATBERG, Ali	2-2	71:37	35.8	11-23	.478	2-6	.333	8-10	.800	1	4	5	2.5	5	0	3	5	0	2	32	16.0								
34	BERGER, Grace	2-2	73:07	36.6	9-30	.300	0-2	.000	5-7	.714	1	12	13	6.5	4	0	10	10	0	5	23	11.5								
54	HOLMES, Mackenzie	2-2	62:55	31.5	7-20	.350	0-0	.000	6-11	.545	8	13	21	10.5	6	0	1	2	3	1	20	10.0								
4	CARDANO-HILLARY, Nicole	2-2	71:34	35.8	6-16	.375	3-7	.429	5-10	.500	1	12	13	6.5	6	0	3	8	0	3	20	10.0								
10	GULBE, Aleksa	2-2	70:28	35.2	8-21	.381	2-7	.286	1-2	.500	3	10	13	6.5	8	0	0	4	0	5	19	9.5								
22	MOORE-MCNEIL, Chloe	2-0	18:48	9.4	2-3	.667	1-1	1.000	0-1	.000	0	3	3	1.5	2	0	2	0	0	0	5	2.5								
23	BROWNE, Kiandra	2-0	22:04	11.0	0-2	.000	0-0	.000	0-0	.000	0	6	6	3.0	7	0	1	2	0	0	0	0.0								
5	HOSE, Caitlin	1-0	03:52	3.9	0-0	.000	0-0	.000	0-0	.000	0	0	0	0.0	0	0	0	0	0	0	0	0.0								
3	WAGGONER, Grace	2-0	04:57	2.5	0-0	.000	0-0	.000	0-0	.000	0	1	1	0.5	0	0	0	0	0	0	0	0.0								
1	PETERSON, Kaitlin	1-0	00:39	0.7	0-0	.000	0-0	.000	0-0	.000	0	0	0	0.0	0	0	0	0	0	0	0	0.0								
Team											4	2	6																	
<b>Total</b>		<b>2</b>	<b>400</b>		<b>43-115</b>	<b>.374</b>	<b>8-23</b>	<b>.348</b>	<b>25-41</b>	<b>.610</b>	<b>18</b>	<b>63</b>	<b>81</b>	<b>40.5</b>	<b>38</b>	<b>0</b>	<b>20</b>	<b>31</b>	<b>3</b>	<b>16</b>	<b>119</b>	<b>59.5</b>								
<b>Opponents</b>		<b>2</b>	<b>400</b>		<b>49-129</b>	<b>.380</b>	<b>8-30</b>	<b>.267</b>	<b>14-30</b>	<b>.467</b>	<b>24</b>	<b>63</b>	<b>87</b>	<b>43.5</b>	<b>42</b>	<b>2</b>	<b>27</b>	<b>28</b>	<b>8</b>	<b>19</b>	<b>120</b>	<b>60.0</b>								

## NCAA STATS (AS OF 12-2-21)

TEAM		
Free Throw %		76.1, 48th
3PT FG%		35.6, 49th
<b>INDIVIDUAL</b>		
Assists	Grace Berger	36, 43rd
Assists Per Game	Grace Berger	5.1, 42nd
FG %	Mackenzie Holmes	55.3, 50th

## STARTING LINEUPS

**11-10-21 at Butler**  
Cardaño-Hillary Patberg Berger Gulbe Holmes

**11-14-21 vs. No. 13 Kentucky**  
Cardaño-Hillary Patberg Berger Gulbe Holmes

**11-16-21 vs. Norfolk St.**  
Cardaño-Hillary Patberg Berger Gulbe Holmes

**11-20-21 at Quinnipiac**  
Cardaño-Hillary Patberg Berger Gulbe Holmes

**11-25-21 vs. No. 7/5 Stanford**  
Cardaño-Hillary Patberg Berger Gulbe Holmes

**11-27-21 vs. Miami (FL)**  
Cardaño-Hillary Patberg Berger Gulbe Holmes

**12-2-21 vs. No. 2/3 NC State**  
Cardaño-Hillary Patberg Berger Gulbe Holmes

## 2021-22 GAME-BY-GAME

Opponent	Date	Score	Total		3-Pointers		Free throws		Rebounds										
			FG-FGA	PCT	3FG-3FGA	PCT	FT-FTA	PCT	OFF	DEF	TOT	AVG	PF	A	TO	BLK	STL	PTS	AVG
at Butler	11/10/2021	86-63 W	35-67	.522	8-26	.308	8-8	1.000	11	21	32	32.0	13	24	9	3	3	86	86.0
Kentucky	11/14/2021	88-67 W	32-59	.542	6-11	.545	18-21	.857	11	29	40	36.0	18	18	14	3	5	88	87.0
Norfolk St.	11/16/2021	72-42 W	27-53	.509	5-12	.417	13-16	.813	13	34	47	39.7	9	22	22	4	5	72	82.0
at Quinnipiac	11/20/2021	67-59 W	26-57	.456	3-8	.375	12-13	.923	6	26	32	37.8	17	10	13	2	3	67	78.3
vs Stanford	11/25/2021	66-69 L	23-71	.324	6-14	.429	14-20	.700	11	27	38	37.8	20	10	7	2	12	66	75.8
vs Miami (FL)	11/27/2021	53-51 W	20-44	.455	2-9	.222	11-21	.524	7	36	43	38.7	18	10	24	1	4	53	72.0
NC State	12/02/2021	58-66 L	22-65	.338	7-24	.292	7-10	.700	11	24	35	38.1	17	12	13	3	7	58	70.0
<b>Total</b>		<b>490</b>	<b>185-416</b>	<b>.445</b>	<b>37-104</b>	<b>.356</b>	<b>83-109</b>	<b>.761</b>	<b>70</b>	<b>197</b>	<b>267</b>	<b>38.1</b>	<b>112</b>	<b>106</b>	<b>102</b>	<b>18</b>	<b>39</b>	<b>490</b>	<b>70.0</b>
Opponents		417	161-416	.387	34-109	.312	61-91	.670	66	174	240	34.3	141	69	100	28	50	417	59.6

## 2021-22 COMPARISON STATS

## 2021-22 GAME LEADERS

Date	Opponent	Score	Att.	High Points	High Rebounds
11/10/2021	at Butler	W 86-63	2360	(29) CARDANO-HILLARY, Nicole	(8) HOLMES, Mackenzie
11/14/2021	Kentucky	W 88-67	5394	(29) HOLMES, Mackenzie	(9) BERGER, Grace (9) GULBE, Aleksa
11/16/2021	Norfolk St.	W 72-42	3398	(22) GULBE, Aleksa (22) HOLMES, Mackenzie	(12) GULBE, Aleksa
11/20/2021	at Quinnipiac	W 67-59	1415	(17) BERGER, Grace	(8) CARDANO-HILLARY, Nicole
11/25/2021	vs Stanford	L 66-69	0	(19) PATBERG, Ali	(10) HOLMES, Mackenzie
11/27/2021	vs Miami (FL)	W 53-51	0	(14) HOLMES, Mackenzie	(11) HOLMES, Mackenzie
12/02/2021	NC State	L 58-66	5242	(24) HOLMES, Mackenzie	(9) BERGER, Grace

## 2021-22 PRA

Opponent	Date	Score		1	3	4	5	10	14	21	22	23	24	25
				PETERSON, K	WAGGONER, G	CARDANO, HI	HOSE, CAITL	GULBE, ALEK	PATBERG, AL	BERRY, KEYA	MOORE-MCNE	BROWNE, KIA	ZARIC, MONA	WISNE, ARIE
at Butler	11/10/2021	86-63	W	2-1-0	0-0-0	29-6-5	0-0-0	8-6-3	6-3-10	DNP	2-0-2	10-3-0	DNP	0-0-0
Kentucky	11/14/2021	88-67	W	0-0-0	0-1-0	12-6-7	0-0-0	8-9-1	16-2-5	DNP	2-2-0	2-2-0	DNP	DNP
Norfolk St.	11/16/2021	72-42	W	2-0-0	0-2-0	1-5-4	0-0-0	22-12-1	17-3-6	0-0-0	0-5-0	2-3-0	0-0-0	0-0-0
at Quinnipiac	11/20/2021	67-59	W	DNP	0-1-0	10-8-3	DNP	8-2-2	12-6-2	DNP	4-3-0	6-1-0	DNP	DNP
vs Stanford	11/25/2021	66-69	L	DNP	0-0-0	18-8-1	0-0-0	8-5-0	19-1-1	DNP	3-2-0	0-2-0	DNP	DNP
vs Miami (FL)	11/27/2021	53-51	W	0-0-0	0-1-0	2-5-2	DNP	11-8-0	13-4-2	DNP	2-1-2	0-4-1	DNP	DNP
NC State	12/02/2021	58-66	L	DNP	0-1-0	0-4-3	DNP	6-3-1	10-5-3	DNP	6-3-0	2-6-0	DNP	DNP

Opponent	Date	Score		34	54
				BERGER, GRA	HOLMES, MAC
at Butler	11/10/2021	86-63	W	18-1-3	11-8-1
Kentucky	11/14/2021	88-67	W	19-9-4	29-7-1
Norfolk St.	11/16/2021	72-42	W	6-7-11	22-3-0
at Quinnipiac	11/20/2021	67-59	W	17-5-3	10-6-0
vs Stanford	11/25/2021	66-69	L	12-6-7	6-10-1
vs Miami (FL)	11/27/2021	53-51	W	11-7-3	14-11-0
NC State	12/02/2021	58-66	L	10-9-5	24-4-0

## ACTIVE PLAYERS CAREER VS. PENN STATE

### #3 • GRACE WAGGONER

Opponent	Date	gs	min	Total		3-Pointers		Free throws		Rebounds				pf	a	t/o	blk	stl	pts	avg
				fg-fga	pct	3fg-fga	pct	ft-fga	pct	off	def	tot	avg							
at Penn St.	01/07/21		6	1-2	.500	0-0	.000	0-0	.000	0	1	1	1.0	1	0	0	0	1	2	2.0
PENN ST.	02/10/21		4	0-0	.000	0-0	.000	0-0	.000	0	1	1	1.0	0	0	0	0	0	0	1.0
Totals		0	10	1-2	.500	0-0	.000	0-0	.000	0	2	2	1.0	1	0	0	0	1	2	1.0

Games played: 2  
 Minutes/game: 5.0  
 Points/game: 1.0  
 FG Pct: 50.0

Rebounds/game: 1.0  
 Steals/game: 0.5

### #4 • NICOLE CARDAÑO-HILLARY

Opponent	Date	gs	min	Total		3-Pointers		Free throws		Rebounds				pf	a	t/o	blk	stl	pts	avg
				fg-fga	pct	3fg-fga	pct	ft-fga	pct	off	def	tot	avg							
at Penn St.	01/07/21	*	35	3-12	.250	1-9	.111	0-0	.000	0	4	4	4.0	0	1	0	0	0	7	7.0
PENN ST.	02/10/21	*	32	3-12	.250	2-6	.333	1-3	.333	0	2	2	3.0	1	5	4	0	4	9	8.0
Totals		2	67	6-24	.250	3-15	.200	1-3	.333	0	6	6	3.0	1	6	4	0	4	16	8.0

Games played: 2  
 Minutes/game: 33.5  
 Points/game: 8.0  
 FG Pct: 25.0  
 3FG Pct: 20.0  
 FT Pct: 33.3

Rebounds/game: 3.0  
 Assists/game: 3.0  
 Turnovers/game: 2.0  
 Assist/turnover ratio: 1.5  
 Steals/game: 2.0

### #10 • ALEKSA GULBE

Opponent	Date	gs	min	Total		3-Pointers		Free throws		Rebounds				pf	a	t/o	blk	stl	pts	avg
				fg-fga	pct	3fg-fga	pct	ft-fga	pct	off	def	tot	avg							
at Penn St.	01/07/21	*	33	4-10	.400	0-2	.000	0-0	.000	1	4	5	5.0	2	3	0	1	1	8	8.0
PENN ST.	02/10/21	*	29	6-9	.667	1-2	.500	2-2	1.000	2	2	4	4.5	2	0	1	0	2	15	11.5
at Penn St.	01/23/20	*	23	4-6	.667	0-0	.000	1-2	.500	0	5	5	4.7	3	2	2	3	0	9	10.7
PENN ST.	12/31/18		22	2-6	.333	0-0	.000	4-4	1.000	1	3	4	4.5	3	1	1	1	1	8	10.0
Totals		3	107	16-31	.516	1-4	.250	7-8	.875	4	14	18	4.5	10	6	4	5	4	40	10.0

Games played: 4  
 Minutes/game: 26.8  
 Points/game: 10.0  
 FG Pct: 51.6  
 3FG Pct: 25.0  
 FT Pct: 87.5

Rebounds/game: 4.5  
 Assists/game: 1.5  
 Turnovers/game: 1.0  
 Assist/turnover ratio: 1.5  
 Steals/game: 1.0  
 Blocks/game: 1.3

## ACTIVE PLAYERS CAREER VS. PENN STATE

### #14 • ALI PATBERG

Opponent	Date	gs	min	Total		3-Pointers		Free throws		Rebounds				pf	a	t/o	blk	stl	pts	avg	
				fg-fga	pct	3fg-fga	pct	ft-fta	pct	off	def	tot	avg								
at Penn St.	01/07/21	*	36	10-13	.769	3-5	.600	1-2	.500	0	2	2	2.0	0	6	0	0	1	24	24.0	
PENN ST.	02/10/21	*	34	6-15	.400	1-5	.200	3-4	.750	1	7	8	5.0	3	2	2	1	1	16	20.0	
at Penn St.	01/23/20	*	38	5-10	.500	0-1	.000	8-10	.800	0	5	5	5.0	3	9	2	0	1	18	19.3	
PENN ST.	12/31/18	*	39	9-18	.500	2-5	.400	6-9	.667	1	7	8	5.8	3	4	4	0	2	26	21.0	
Totals			4	147	30-56	.536	6-16	.375	18-25	.720	2	21	23	5.8	9	21	8	1	5	84	21.0

Games played: 4  
 Minutes/game: 36.8  
 Points/game: 21.0  
 FG Pct: 53.6  
 3FG Pct: 37.5  
 FT Pct: 72.0

Rebounds/game: 5.8  
 Assists/game: 5.3  
 Turnovers/game: 2.0  
 Assist/turnover ratio: 2.6  
 Steals/game: 1.3  
 Blocks/game: 0.3

### #22 • CHLOE MOORE-MCNEIL

Opponent	Date	gs	min	Total		3-Pointers		Free throws		Rebounds				pf	a	t/o	blk	stl	pts	avg	
				fg-fga	pct	3fg-fga	pct	ft-fta	pct	off	def	tot	avg								
at Penn St.	01/07/21		9	0-3	.000	0-2	.000	0-0	.000	0	0	0	0.0	1	1	0	0	1	0	0.0	
PENN ST.	02/10/21		6	0-0	.000	0-0	.000	0-0	.000	0	1	1	0.5	0	1	0	0	0	0	0.0	
Totals			0	15	0-3	.000	0-2	.000	0-0	.000	0	1	1	0.5	1	2	0	0	1	0	0.0

Games played: 2  
 Minutes/game: 7.5  
 FG Pct: 0.0  
 3FG Pct: 0.0

Rebounds/game: 0.5  
 Assists/game: 1.0  
 Assist/turnover ratio: 99.9  
 Steals/game: 0.5

### #23 • KIANDRA BROWNE

Opponent	Date	gs	min	Total		3-Pointers		Free throws		Rebounds				pf	a	t/o	blk	stl	pts	avg
				fg-fga	pct	3fg-fga	pct	ft-fta	pct	off	def	tot	avg							
at Penn St.	01/07/21		8	0-3	.000	0-0	.000	0-0	.000	0	1	1	1.0	3	0	0	0	0	0	0.0
Totals			0	8	0-3	.000	0-0	.000	0-0	.000	0	1	1	1.0	3	0	0	0	0	0.0

Games played: 1  
 Minutes/game: 8.0  
 FG Pct: 0.0

Rebounds/game: 1.0

### #34 • GRACE BERGER

Opponent	Date	gs	min	Total		3-Pointers		Free throws		Rebounds				pf	a	t/o	blk	stl	pts	avg	
				fg-fga	pct	3fg-fga	pct	ft-fta	pct	off	def	tot	avg								
at Penn St.	01/07/21	*	31	6-10	.600	0-0	.000	3-3	1.000	2	8	10	10.0	3	12	1	0	2	15	15.0	
PENN ST.	02/10/21	*	34	6-13	.462	0-0	.000	5-7	.714	0	11	11	10.5	2	10	3	0	2	17	16.0	
at Penn St.	01/23/20	*	39	4-10	.400	1-1	1.000	0-2	.000	0	4	4	8.3	3	3	4	0	4	9	13.7	
PENN ST.	12/31/18		21	2-6	.333	0-0	.000	0-0	.000	0	5	5	7.5	1	1	2	0	1	4	11.3	
Totals			3	125	18-39	.462	1-1	1.000	8-12	.667	2	28	30	7.5	9	26	10	0	9	45	11.3

Games played: 4  
 Minutes/game: 31.3  
 Points/game: 11.3  
 FG Pct: 46.2  
 3FG Pct: 100.0  
 FT Pct: 66.7

Rebounds/game: 7.5  
 Assists/game: 6.5  
 Turnovers/game: 2.5  
 Assist/turnover ratio: 2.6  
 Steals/game: 2.3

# ACTIVE PLAYERS CAREER VS. PENN STATE

## #54 • MACKENZIE HOLMES

Opponent	Date	gs	min	Total		3-Pointers		Free throws		Rebounds				pf	a	t/o	blk	stl	pts	avg	
				fg-fga	pct	3fg-fga	pct	ft-fta	pct	off	def	tot	avg								
at Penn St.	01/07/21	*	31	10-12	.833	0-0	.000	7-8	.875	2	4	6	6.0	3	1	0	5	0	27	27.0	
PENN ST.	02/10/21	*	32	10-12	.833	0-0	.000	5-6	.833	5	2	7	6.5	4	0	2	1	1	25	26.0	
at Penn St.	01/23/20		20	9-11	.818	0-0	.000	0-0	.000	2	1	3	5.3	1	0	3	0	0	18	23.3	
<b>Totals</b>			<b>2</b>	<b>83</b>	<b>29-35</b>	<b>.829</b>	<b>0-0</b>	<b>.000</b>	<b>12-14</b>	<b>.857</b>	<b>9</b>	<b>7</b>	<b>16</b>	<b>5.3</b>	<b>8</b>	<b>1</b>	<b>5</b>	<b>6</b>	<b>1</b>	<b>70</b>	<b>23.3</b>

Games played: 3  
 Minutes/game: 27.7  
 Points/game: 23.3  
 FG Pct: 82.9  
 FT Pct: 85.7

Rebounds/game: 5.3  
 Assists/game: 0.3  
 Turnovers/game: 1.7  
 Assist/turnover ratio: 0.2  
 Steals/game: 0.3  
 Blocks/game: 2.0

# THE SERIES

## LAST 10 GAMES

Location	Result	Date
A	L, 75-79	1/22/15
N	W, 68-63	3/4/15
H	W, 76-55	2/27/16
A	W, 89-70	12/28/16
H	W, 72-66	1/23/17
A	L, 74-77	1/3/18
H	W, 83-75	12/28/18
A	W, 76-60	1/23/20
A	W, 85-64	1/7/21
H	W, 90-65	2/10/21

## LAST MEETING

Official Basketball Box Score - Final  
**Penn St. at Indiana**  
 02/10/21 Simon Skjott Assembly Hall, Bloomington  
 2020-21 Women's Basketball  
 Game Time: 3:00 PM  
 Game Duration: 1:42  
 Officials: Jesse Dickerson, Kevin Pethel, Jamie Broderick

Penn St. - 65      Record: 8-8 (5-7)

NO.	Name	Min	FG		3P		FT		Rebounds		Fouls		TP	AS	TO	ST	Blocks		+/-
			M-A	M-A	M-A	M-A	OR	DR	PF	FD	BS	BA							
11	Anna Camden	F 29:17	6-14	0-4	0-0	1	1	2	4	0	12	1	2	0	0	1	0	1	-8
33	Johnasia Cash	F 19:15	2-11	0-0	1-2	2	7	9	2	3	5	2	7	1	2	0	0	-17	
1	Niya Beverley	G 34:45	5-8	3-4	3-4	0	2	2	2	2	16	0	1	1	0	0	0	-25	
20	Makenna Marisa	G 28:53	2-7	0-0	3-4	0	4	4	3	4	7	5	4	1	0	1	0	-18	
23	Shay Hagans	G 28:49	3-8	0-0	0-0	0	1	1	1	0	6	1	2	2	0	1	0	-20	
15	Maddie Burke	31:27	5-10	3-6	0-0	1	5	6	1	1	13	1	1	1	0	0	0	-17	
10	Tova Sabel	13:30	2-3	1-1	0-0	1	2	3	4	1	5	0	0	0	0	0	0	-11	
24	Nan Garcia	10:16	0-1	0-0	1-2	2	1	3	1	1	1	1	1	0	0	1	0	-9	
3	Nia Staples	01:54	0-0	0-0	0-0	0	0	0	0	0	0	0	0	0	0	0	0	0	
22	Kaci Donovan	01:54	0-0	0-0	0-0	0	1	1	0	0	0	0	0	0	0	0	0	0	
<b>Team</b>						1	0	1	0	0	0	0	0	0	0	0	0	0	0
<b>Totals</b>			25-62	7-15	8-12	8	24	32	19	12	65	11	19	6	2	4	25		

Technical Fouls: NONE

Shooting By Period

1st FG%	9-16	56.3%
3PT%	1-3	33.3%
FT%	1-2	50%
2nd FG%	9-20	45.0%
3PT%	2-4	50.0%
FT%	0-0	0%
3rd FG%	9-12	25.0%
3PT%	2-5	40.0%
FT%	3-4	75%
4th FG%	4-14	28.6%
3PT%	2-3	66.7%
FT%	4-6	66.7%
GM FG%	25-62	40.3%
3PT%	7-15	46.7%
FT%	8-12	66.7%

Dead Ball Rebounds: 2-0

Indiana - 90      Record: 12-4 (10-2)

NO.	Name	Min	FG		3P		FT		Rebounds		Fouls		TP	AS	TO	ST	Blocks		+/-
			M-A	M-A	M-A	M-A	OR	DR	PF	FD	BS	BA							
10	Aleksa Gulbe	F 27:54	6-9	1-2	2-2	2	2	4	2	3	15	0	1	2	0	0	0	35	
54	Mackenzie Holmes	F 31:14	10-12	0-0	5-6	5	2	7	4	3	25	0	2	1	1	1	7		
4	Nicole Cardano-Hillary	G 32:00	3-12	2-6	1-3	0	2	2	1	5	9	5	4	4	0	1	24		
14	Ali Palberg	G 32:57	6-15	1-5	3-4	1	7	8	3	2	16	2	2	1	1	0	29		
34	Grace Berger	G 34:38	6-13	0-0	5-7	0	11	11	2	4	17	10	3	2	0	0	19		
25	Arielle Wisne	01:14	0-0	0-0	0-0	0	2	2	0	0	0	0	0	0	0	0	2		
2	Keyanna Warthen	11:28	2-3	2-2	0-0	1	0	1	0	0	6	0	0	0	0	1	0	7	
3	Grace Waggoner	04:37	0-0	0-0	0-0	0	1	1	0	1	0	0	0	0	0	0	0		
22	Chloe Moore-McNeil	07:03	0-0	0-0	0-0	0	1	1	0	0	0	0	0	0	0	0	0		
33	Danielle Patterson	11:13	1-2	0-0	0-0	1	2	3	0	0	2	0	0	0	0	0	6		
11	Chanel Wilson	01:54	0-0	0-0	0-0	0	1	1	0	0	0	0	0	0	0	0	0		
12	Paige Price	01:54	0-0	0-0	0-0	0	0	0	0	0	0	0	0	0	0	0	0		
51	Hannah Noveroske	01:54	0-0	0-0	0-0	0	0	0	0	0	0	0	0	0	0	0	0		
<b>Team</b>						2	0	2	0	0	0	0	1	0	0	0	0	0	
<b>Totals</b>			34-66	6-15	16-22	12	31	43	12	19	90	18	13	10	4	2	25		

Technical Fouls: NONE

Shooting By Period

1st FG%	9-18	50.0%
3PT%	1-4	25.0%
FT%	3-3	100%
2nd FG%	8-17	47.1%
3PT%	1-4	25.0%
FT%	0-1	0%
3rd FG%	8-14	57.1%
3PT%	3-4	75.0%
FT%	7-10	70%
4th FG%	9-17	52.9%
3PT%	1-3	33.3%
FT%	6-8	75%
GM FG%	34-66	51.5%
3PT%	6-15	40.0%
FT%	16-22	72.7%

Dead Ball Rebounds: 2-0

	PSU	IND
Biggest lead	3 (1st 6:20)	28 (4th 1:22)
Best Scoring Run	6 (1st 6:20)	12 (3rd 5:40)
Lead Changes	6	
Times Tied	3	
Time with Lead	04:20	34:00

Points from	PSU	IND
Turnovers	11	26
Paint	30	48
Second Chance	5	15
Fast Breaks	12	28
Bench	19	8

Period by Period Scoring	1st	2nd	3rd	4th	TOT
PSU	20	20	11	14	65
IND	22	17	26	25	90



# TERI MOREN

## HEAD COACH

### EIGHTH YEAR AT INDIANA • 19TH YEAR OVERALL AS COLLEGE HEAD COACH

Teri Moren enters her seventh season with Indiana Women's Basketball in the 2020-21 season.

The Indiana native has taken the program to new levels in her six seasons at the helm, coming off the program's fourth-straight 20-win season in 2019-20, when it set a new program mark for wins with a 24-8 overall record. In this historic season, IU was ranked in both national polls for much of the season including all 20 weeks of the Associated Press top 25 where it topped out at a program-record ranking of No. 12. They made history in the 2019 Paradise Jam where the Hoosiers upset then No. 5/6 South Carolina in the program's first top five non-conference victory in school history. In Big Ten play, Indiana finished fourth for the third time under Moren and went 13-5, setting a new school mark for wins in a conference season.

Moren, a Seymour, Indiana native, has coached 17 All-Big Ten honorees including 2019-20 first team honorees Ali Patberg and Grace Berger – the first time since 1986 that the program featured a pair of first team selections and just third time overall. In addition, junior guard Jaelynn Penn earned her third-straight All-Big Ten accolades on the honorable mention team and freshman forward Mackenzie Holmes was a Big Ten All-Freshman honoree.

Placing a priority on academics through her mantra "Graduate. Win. Serve" the Hoosiers have received 28 Academic All-Big Ten selections. In 2017-18, Amanda Cahill became the program's second back-to-back CoSIDA Academic All-American with a 3.92 GPA in Elementary education. In all, IU has had seven CoSIDA Academic All-District honors

It was another historic year for the Hoosiers in 2018-19, as Moren guided her team to its fourth-straight postseason appearance with an at-large bid in to the NCAA Tournament. IU won its first-round game over Texas and made its second appearance in four seasons in the Big Dance. They won 23 games, its fourth-straight 20-win season where three players earned All-Big Ten honors in Ali Patberg, Jaelynn Penn and Brenna Wise. The Hoosiers got off to a hot start, opening up the 2018-19 season 10-0 overall and had five Top 50 RPI wins and two AP Top 15 victories for the first time since 2001-02. In the classroom, seven players earned All-Big Ten honors, the most in a single season in program history while Patberg and Wise were honored as CoSIDA Academic All-District honorees.

The Hoosiers made history in 2017-18, claiming the WNIT Championship and guiding the program to a 23-14 overall record. IU won 15 of its final 17 games en route to hanging a banner inside Simon Skjodt Assembly Hall. Tyra Buss repeated for the third-straight time as a All-Big Ten First Team selection and second-straight WBCA All-American honorable mention while Amanda Cahill was a All-Big Ten Second Team honoree and CoSIDA Academic All-American for the second-consecutive season. The program's 23 wins marked the eighth time in program history the Hoosiers have reached 20 wins or more, including in three-straight seasons for the first time ever.

A record number of fans came out in Moren's fourth year in 2017-18, with four of the top 10 attended games in school history coming during the historic WNIT run. The Hoosiers averaged over 4,000 fans per game and set a new program attendance record during the WNIT Championship game where 13,007 fans saw IU defeat Virginia Tech, 65-57.

In 2016-17, Moren guided IU to 23 wins and an appearance in the WNIT Quarterfinals. The program also featured its first All-American in 31 years, as Tyra Buss was named a WBCA All-American Honorable Mention. For the first time since 2008-09, Indiana featured three players on All-Big Ten teams highlighted by a repeat All-Big Ten First Team selection Tyra Buss. Junior forward Amanda Cahill (second team) and senior guard Alexis Gassion (honorable mention) were also honored, as Gassion was selected to the league's All-Defensive team, also the first selection since 2008-09. In addition, Cahill earned CoSIDA Academic All-American honors, the first for the program since 1989 and the fifth player ever in school history.

In her second season 2015-16, Moren was named the Big Ten Coach of the Year after leading Indiana to a 21-12 overall record and the program's to its first NCAA Tournament berth in 14 years. Moren led the Hoosiers to the most regular season wins (20) in program history while also tying for overall wins (21) in a single season. Indiana had the school's second-most Big Ten victories (12) ever on her way to being named Big Ten Coach of the Year. She became just the second IU coach to earn the award (Maryalce Jeremiah, 1983) while leading the The Hoosiers won their first NCAA Tournament game since 1983 with a 62-58 triumph over eighth-seeded Georgia in the first round at Notre Dame as the No. 9 seed in the Lexington Region.

IU's 12 Big Ten victories were the school's most since 1982-83. Moren's 2015-16 Hoosiers finished fourth in the Big Ten, the school's highest conference finish in 18 years, and earned a No. 4 seed in the Big Ten Tournament, tying for the program's highest seed ever in conference tournament play. That season, Buss was named First Team All-Big Ten, becoming the first IU player to earn first team honors since 2006. Cahill earned Second Team All-Big Ten accolades. Buss and Cahill become the first IU duo to earn all-conference recognition in the same season since 2010.

During her first year in Bloomington in 2014-15, Moren led the Hoosiers to the program's best scoring average (71.9 ppg) since 1995-96, the best team free throw percentage (74.3 percent) since 2003-04 and the most steals (284) since 2010-11. IU nailed 236 3-point field goals, the second best total in school history, and also cracked the top five in program history in free throw percentage (4th), points scored (5th, 2,229), points per game (5th) and 3-point field goal percentage (5th, 33.1 percent)

Indiana University Vice President and Director of Athletics Fred Glass announced the hiring of Seymour, Ind., native as head coach of the IU women's basketball program on August 9, 2014. Prior to Indiana, Moren won a Missouri Valley Conference championship during her four seasons with Indiana State. She led the Sycamores to two WNIT appearances and had six players named All-MVC. ISU finished with a 20-12 record in 2013-14, the program's first 20-win season in eight years and just the fifth 20-win campaign in school history. With a 14-4 record in conference games, Moren's Sycamores won a share of the regular season MVC title and earned the No. 1 overall seed in the MVC Tournament.

Prior to ISU, Moren was associate head coach at Georgia Tech. In each of her three years there, the Yellow Jackets made an NCAA Tournament appearance and won 22 or more games each season.

Moren began her head coaching career at the University of Indianapolis (2000-07). The 2003 WBCA Region 4 Coach of the Year in NCAA Division II, her teams went to three consecutive NCAA Division II Tournaments and earned Great Lakes Valley Conference regular season and tournament titles in 2003.

Moren began her coaching career in 1992-93 at Butler (1992-1998), leading the Bulldogs to three 20-win seasons. Moren then spent two years as an assistant at Northwestern (1998-2000).

A 1992 graduate of Purdue University, Moren earned her bachelor's degree in therapeutic recreation. She was a four-year basketball letterwinner and two-year starter for the Boilermakers under Women's Basketball Hall of Fame Coach Lin Dunn. She was part of three NCAA Tournament teams and Purdue's first Big Ten championship.

Moren graduated from Seymour High School in 1987 and was named an Indiana All Star. She led the Owls to four sectional titles, two regional championships, a semi-state win and a 1987 state finals appearance. She was inducted into the Indiana Basketball Hall of Fame on April 26, 2014 and will be part of the inaugural class of the Seymour Athletics Hall of Fame in December 2017.

**PERSONAL**  
**DATE OF BIRTH:** April 14, 1969  
**HOMETOWN:** Seymour, Ind.  
**HIGH SCHOOL:** Seymour High School  
**COLLEGE:** Purdue (1992)

**COACHING EXPERIENCE**  
**BUTLER UNIVERSITY**  
 1992-98: Assistant Coach

**NORTHWESTERN UNIVERSITY**  
 1998-00: Assistant Coach

**UNIVERSITY OF INDIANAPOLIS**  
 2000-07: Head Coach

**GEORGIA TECH**  
 2007-10: Associate Head Coach

**INDIANA STATE UNIVERSITY**  
 2010-14: Head Coach

**INDIANA UNIVERSITY**  
 2014-Present: Head Coach

#### YEAR-BY-YEAR HEAD COACHING RECORD

YEAR	SCHOOL	OVERALL	CONF.
2000-01	Indianapolis	14-13	10-10
2001-02	Indianapolis	15-11	11-9
2002-03*^	Indianapolis	29-3	18-2
<i>NCAA Tournament • GLVC Regular Season Champions • GLVC Tournament Champions</i>			
2003-04	Indianapolis	23-9	14-6
<i>NCAA Tournament • GLVC Tournament Runner-up</i>			
2004-05	Indianapolis	22-10	12-8
<i>NCAA Tournament • GLVC Tournament Runner-up</i>			
2005-06	Indianapolis	11-16	6-13
2006-07	Indianapolis	16-11	9-10
2010-11	Indiana State	16-16	8-10
2011-12	Indiana State	15-16	9-9
2012-13	Indiana State	18-13	10-8
<i>WNIT</i>			
2013-14	Indiana State	20-12	14-4
<i>WNIT • MVC Regular Season Champions</i>			
2014-15	Indiana	15-16	4-14
2015-16*	Indiana	21-12	12-6
<i>NCAA Tournament</i>			
2016-17	Indiana	23-11	10-6
<i>WNIT</i>			
2017-18	Indiana	23-14	9-7
<i>WNIT Champions</i>			
2018-19	Indiana	21-13	8-10
<i>NCAA Tournament</i>			
2019-20	Indiana	24-8	13-5
2020-21	Indiana	21-6	16-2
2021-22	Indiana	5-2	0-0
<b>TOTALS</b>		<b>352-212</b>	<b>193-139</b>

\* = Conference COY ^ = WBCA Regional CO

## TERI MOREN ERA TEAM RECORDS

### ALL GAMES

	<u>High</u>	<u>Low</u>
Points	115, vs. Gardner-Webb, 11-15-14	26, vs. Samford, 12-3-20
Points (1Q)	37, at Wisconsin, 1-13-19	4, vs. Auburn, 12-3-17
Points (2Q)	28, vs. Minnesota, 2-18-16	5, vs. Maryland, 1-27-19
Points (3Q)	34, at Austin Peay, 11-28-15	6, 2x, last vs. Purdue (BIG Tourn), 3-3-17
Points (4Q)	33, at Northwestern, 1-24-16	5, at Indiana State, 12-8-15
Points (1H)	67, vs. Gardner Webb, 11-15-14	17, 2x, last vs. Michigan St., 12-28-17
Points (2H)	56, at Austin Peay, 11-28-15	20, at Indiana State, 12-8-16
Margin	+64, vs. Nicholls St, 11-10-19	+2, 5x, last at Illinois, 12-28-18
FG	46, vs. Gardner Webb, 11-15-14	15, vs. Rutgers, 12-28-14
FGA	88, vs. Michigan St., 3-1-18	41, at Butler, 12-11-19
FG%	.640 at North Texas, 12-6-16	.281, vs. Ohio State, 1-8-15
3FG	16, vs. Gardner-Webb, 11-15-14	1, 4x, last vs. Maryland, 1-20-20
3FGA	36, vs. Ohio State, 1-8-15	6, vs. Missouri St. 12-9-18
3FG%	.700, vs. Yale, 12-28-15	.000 vs. Arizona, 3-29-21
FT	32, vs. Michigan, 1-3-16	0, at Minnesota, 1-18-15
FTA	42, 2x, last vs. Minnesota, 2-18-16	2, at Minnesota, 1-18-15
FT%	1.000, 4x, last vs. Texas, 3-22-19	.000, at Minnesota, 1-18-15
REB	61, vs. Nebraska 12-20-20	18, 2x, last at Michigan, 1-10-18
REB Margin	+30, at North Texas, 12-6-16	-23, at Michigan, 2-18-15
Assists	33, vs. Nicholls State, 11-10-19	4, 2x, last vs. Tennessee, 12-17-20
Turnovers	28, at North Texas, 12-6-16	2, at Penn State, 1-7-21
Blocks	9, 2x, last vs. Purdue, 3-22-18	0, 10x, last at Rutgers, 2-18-19
Steals	18, 3x, last vs. UMass Lowell, 11-23-16	0, vs. Baylor, 11-29-19
Fouls	28, vs. Minnesota, 2-18-16	8, 3x, last vs. ECU, 11-25-20

### BIG TEN GAMES

	<u>High</u>	<u>Low</u>
Points	93, vs. Minnesota, 2-8-16	46, vs. Michigan State, 12-28-17
Points (1Q)	37, at Wisconsin, 1-13-19	8, at Nebraska, 2-19-17
Points (2Q)	28, vs. Minnesota, 2-18-16	5, vs. Maryland, 1-27-19
Points (3Q)	25, 2x, last at Iowa, 2-21-16	6, vs. Purdue (BIG Tourn), 3-3-17
Points (4Q)	33, at Northwestern, 1-24-16	9, at Illinois, 12-28-19
Points (1H)	44, 3x, last vs. PSU, 2-27-16	17, 2x, last vs. Michigan St., 12-28-17
Points (2H)	56, vs. Iowa, 2-4-16	24, at Rutgers, 3-1-15
Margin	+28, vs. Northwestern, 2/11/17	+2, 2x, last at Illinois (85-83), 12-28-18
FG	35, at Penn State, 12-28-16	15, vs. Rutgers, 12-28-14
FGA	78, at Illinois, 12-28-18	42, vs. Rutgers, 1-27-18
FG%	.617, vs. Michigan State, 12-28-19	.281, vs. Ohio State, 1-8-15
3FG	13, 2x, last at Iowa, 2-24-18	1, 4x, last at Maryland, 1-20-20
3FGA	36, vs. Ohio State 1-8-15	7, 2x, last vs. Michigan State, 12-28-19
3FG%	.611, at Michigan State, 1-20-18	.077, at Ohio State, 1-10-19
FT	32, vs. Michigan, 1-3-16	0, at Minnesota, 1-18-15
FTA	42, 2x, last vs. Minnesota, 2-18-16	2, at Minnesota, 1-18-15
FT%	1.000, 2x, last at Iowa, 2-14-16	.000, at Minnesota, 1-18-15
REB	61, vs. Nebraska 12-20-20	18, 2x, last at Michigan, 1-10-18
REB Margin	+15, at Purdue, 1-4-15	-23, at Michigan, 2-18-15
Assists	24, at Northwestern, 1-24-16	4, at Ohio State, 1-10-19
Turnovers	23, 2x, last at Minnesota, 2-20-18	2, at Penn State, 1-7-21
Blocks	9, vs. Michigan 1-3-16	0, 10x, last vs. Rutgers, 2-18-19
Steals	17, vs. Milwaukee, 3-18-18	1, 3x, last at Ohio State, 1-7-16
Fouls	28, vs. Minnesota, 2-18-16	9, last at Wisconsin, 1-29-17

### VS. DI OPPONENTS

Arkansas St.	1-0	Jackson State	1-0	<b>Purdue</b>	<b>10-4</b>	West Virginia	0-1
Auburn	0-2	Kansas State	0-1	<b>Quinnipiac</b>	<b>1-0</b>	Wichita State	3-4
Austin Peay	1-0	<b>Kentucky</b>	<b>1-1</b>	<b>Rutgers</b>	<b>5-5</b>	<b>Wisconsin</b>	<b>7-1</b>
Ball State	1-0	Louisville	0-1	Saint Louis	2-0	<b>Wright State</b>	<b>0-0</b>
Baylor	0-1	Loyola (Chicago)	2-1	Saint Mary's	0-1	Yale	2-0
Belmont	2-1	Loyola Marymount	1-0	Samford	2-0	Youngstown St.	1-1
Boston College	1-0	LSU	0-1	Southern	1-0		
Bradley	7-1	Marquette	0-1	SIU Edwardsville	1-0	<b>Bold</b>	denotes 20-21 oppo- nents
<b>Butler</b>	<b>5-2</b>	Marshall	2-0	<b>Southern Illinois</b>	<b>8-0</b>		
Chattanooga	2-2	<b>Maryland</b>	<b>0-11</b>	South Alabama	1-0		
Chicago State	2-0	<b>Miami (Fla.)</b>	<b>2-1</b>	South Carolina	1-0		
Creighton	1-3	<b>Michigan</b>	<b>5-6</b>	South Daktoa	1-0		
DePaul	0-1	<b>Michigan State</b>	<b>6-4</b>	<b>Stanford</b>	<b>0-1</b>		
Detroit	1-0	Milwaukee	3-0	Stetson	0-1		
Drake	3-3	<b>Minnesota</b>	<b>7-3</b>	Stony Brook	1-0		
East Tenn. St	1-1	Missouri	0-1	TCU	1-0		
Eastern Ky.	1-0	Missouri State	5-3	Tennessee	0-1		
Eastern Illinois	3-1	Morehead State	1-0	Tennessee State	1-0		
Evansville	5-2	Mount St. Mary's	1-0	Texas	1-0		
Fairfield	0-0	<b>Nebraska</b>	<b>7-2</b>	Tulane	0-1		
FIU	0-1	Nicholls State	1-0	UAB	1-0		
Florida	3-0	<b>Norfolk State</b>	<b>1-0</b>	UCLA	1-1		
Furman	1-0	N. Kentucky	2-0	UC Davis	1-0		
Gardner-Webb	1-0	<b>NC State</b>	<b>1-2</b>	UMass Lowell	1-0		
Georgia	1-0	North Florida	2-0	USC Upstate	1-0		
Georgia Tech	1-0	North Texas	2-0	UT Martin	4-1		
Grambling State	0-1	Northern Illinois	2-1	Vanderbilt	1-0		
<b>Illinois</b>	<b>9-0</b>	Northern Iowa	4-5	Valparaiso	2-0		
Illinois (Chicago)	2-0	<b>Northwestern</b>	<b>5-5</b>	VCU	1-0		
Illinois State	4-2	Notre Dame	0-2	Villanova	0-1		
Incarnate Word	1-0	Oakland	3-0	Virginia	0-1		
Indiana	0-2	Ohio	0-1	Virginia Tech	1-0		
Indiana State	1-1	<b>Ohio State</b>	<b>1-8</b>	Wake Forest	1-0		
<b>Iowa</b>	<b>5-5</b>	Oregon	0-1	Washington State	0-0		
IPFW	2-0	<b>Penn State</b>	<b>8-2</b>	W. Kentucky	1-0		
IUPUI	2-2	Presbyterian	1-0	<b>W. Michigan</b>	<b>1-0</b>		

### VS. CONFERENCE OPPONENTS

ASUN	3-0
AAC	1-1
ACC	5-8
A10	3-0
American East	2-0
Big Ten	75-55
Big 12	2-3
Big East	5-5
Big South	1-0
Big West	1-0
Conference USA	5-2
Horizon	12-1
Ivy League	2-0
MAAC	1-1
MAC	4-2
MEAC	1-0
MVC	42-31
NEC	1-0
OVC	14-3
Pac 12	1-3
SEC	7--6
SoCon	7-3
Southland	2-0
Summit League	5-2
Sun Belt	2-0
SWAC	2-1
WAC	2-0





## GAME AND CAREER HIGHS

### 2021-22 Game Highs

Points ...2, 2x, last vs. Norfolk St. (11/16/21)  
 Rebounds ..... N/A  
 Assists ..... N/A  
 Steals ..... N/A  
 Blocks .....1, at Butler (11/10/21)  
 FG Made .....1, at Butler (11/10/21)  
 3FG Made ..... N/A  
 FT Made .....2, vs. Norfolk St. (11/16/21)  
 Minutes .....5, vs. Norfolk St. (11/16/21)

### Career Highs

Points ...2, 2x, last vs. Norfolk St. (11/16/21)  
 Rebounds ..... N/A  
 Assists ..... N/A  
 Steals ..... N/A  
 Blocks .....1, at Butler (11/10/21)  
 FG Made .....1, at Butler (11/10/21)  
 3FG Made ..... N/A  
 FT Made .....2, vs. Norfolk St. (11/16/21)  
 Minutes .....5, vs. Norfolk St. (11/16/21)

# #1 • KAITLIN PETERSON

Fr. • G • 5-9  
 Eufaula, Ala. • Eufaula

## NOTES ON PETERSON

- Scored 2,967 points, 591 rebounds, 588 steals and 492 assists at Eufaula High School
- Averaged 25.0 points, 5.7 steals, 4.9 assists and 3.9 rebounds per game
- 2021 Alabama All-Star
- Four-time Alabama Sports Writers Association all-state selection
- Rated No. 41 overall recruit by All Star Girls Report and No. 54 by Prospects Nation
- Major: human development family studies
- Birthday: June 12

## 2021-22 GAME-BY-GAME

Opponent	Date	GS	MIN	Total		3-Pointers		Free throws		Rebounds				PF	A	TO	BLK	STL	PTS	AVG
				FG-FGA	PCT	3FG-3FGA	PCT	FT-FTA	PCT	OFF	DEF	TOT	AVG							
at Butler	11/10/2021		02:16	1-2	.500	0-1	.000	0-0	.000	0	1	1	1.0	0	0	0	0	0	2	2.0
Kentucky	11/14/2021		01:02	0-1	.000	0-0	.000	0-0	.000	0	0	0	0.5	0	0	0	0	0	0	1.0
Norfolk St.	11/16/2021		05:34	0-2	.000	0-1	.000	2-2	1.000	0	0	0	0.3	0	0	1	0	0	2	1.3
vs Miami (FL)	11/27/2021		00:39	0-0	.000	0-0	.000	0-0	.000	0	0	0	0.3	0	0	0	0	0	0	1.0
<b>Totals</b>		<b>0</b>	<b>09:31</b>	<b>1-5</b>	<b>.200</b>	<b>0-2</b>	<b>.000</b>	<b>2-2</b>	<b>1.000</b>	<b>0</b>	<b>1</b>	<b>1</b>	<b>0.3</b>	<b>0</b>	<b>0</b>	<b>1</b>	<b>0</b>	<b>0</b>	<b>4</b>	<b>1.0</b>

### Player Averages

Games Played	Minutes/ game	Points/ game	FG Pct	3FG Pct	FT Pct	Rebounds/ game	Assists/ game	Turnovers/ game	Assist/Turnover ratio	Steals/ game	Blocks/ game
4	2.4	1.0	20.0	0.0	100.0	0.3	0.0	0.3	0.0	0.0	0.0

## CAREER STATISTICS

SEASON	TEAM	GP-GS		Field Goals		3-Point		F-Throws		Rebounds				Scoring						
		MIN	AVG	FG-FGA	FG%	3FG-3FGA	3FG%	FT-FTA	FT%	OFF	DEF	TOT	AVG	PF-FO	A	TO	BLK	STL	PTS	AVG
2021-22	IND	4-0	10/2.4	1-5	.200	0-2	.000	2-2	1.000	0	1	1	0.3	0-0	0	1	0	0	4	1.0
<b>TOTAL</b>		<b>4-0</b>	<b>10/2.4</b>	<b>1-5</b>	<b>.200</b>	<b>0-2</b>	<b>.000</b>	<b>2-2</b>	<b>1.000</b>	<b>0</b>	<b>1</b>	<b>1</b>	<b>0.3</b>	<b>0-0</b>	<b>0</b>	<b>1</b>	<b>0</b>	<b>0</b>	<b>4</b>	<b>1.0</b>



# #3 • GRACE WAGGONER

Jr. • G • 6-0  
Vincennes, Ind • Vincennes Rivet

## NOTES ON WAGGONER

- 2020-21 Academic All-Big Ten selection
- Appeared in 26 games off the bench as a sophomore and plays a key defensive role for the Hoosiers
- Scored buckets in four games and set a new career-high 6 points against Illinois
- Awarded a basketball scholarship in Oct. 2021 - also receives a Lilly Endowment Community Scholarship
- This will be her final season at IU as she graduates in May to pursue her MBA at the Kelley School of Business
- Major: Finance
- Birthday: Sept. 2

## GAME AND CAREER HIGHS

### 2021-22 Game Highs

Points ..... N/A  
 Rebounds ..... 2, vs. Norfolk St. (11/16/21)  
 Assists ..... N/A  
 Steals ..... N/A  
 Blocks ..... 1, at Butler (11/10/21)  
 FG Made ..... N/A  
 3FG Made ..... N/A  
 FT Made ..... N/A  
 Minutes ..... 3, vs. Kentucky (11/14/21)

### Career Highs

Points ..... 6, vs. Illinois (12/31/20)  
 Rebounds ..... 9, vs. Eastern Ky. (11/25/20)  
 Assists ..... 3, vs. YSU (12/15/19)  
 Steals ..... 2, 2x, last vs. Nebraska (2/27/20)  
 Blocks ..... 2, at Minnesota (12/23/20)  
 FG Made ..... 2, 2x, last vs. Illinois (12/31/20)  
 3FG Made ..... 1, vs. Illinois (1/6/20)  
 FT Made ..... 2, vs. Illinois (12/31/20)  
 Minutes ..... 12, 3x, last at Wisconsin (2/24/21)

## 2021-22 GAME-BY-GAME

Opponent	Date	GS	MIN	Total		3-Pointers		Free throws		Rebounds				PF	A	TO	BLK	STL	PTS	AVG
				FG-FGA	PCT	3FG-3FGA	PCT	FT-FTA	PCT	OFF	DEF	TOT	AVG							
at Butler	11/10/2021		02:16	0-0	.000	0-0	.000	0-0	.000	0	0	0	0.0	0	0	1	1	0	0	0.0
Kentucky	11/14/2021		03:50	0-0	.000	0-0	.000	0-0	.000	0	1	1	0.5	1	0	0	0	0	0	0.0
Norfolk St.	11/16/2021		02:31	0-0	.000	0-0	.000	0-0	.000	0	2	2	1.0	0	0	0	0	0	0	0.0
at Quinnipiac	11/20/2021		00:44	0-0	.000	0-0	.000	0-0	.000	0	1	1	1.0	0	0	0	0	0	0	0.0
vs Stanford	11/25/2021		01:14	0-0	.000	0-0	.000	0-0	.000	0	0	0	0.8	0	0	0	0	0	0	0.0
vs Miami (FL)	11/27/2021		03:42	0-0	.000	0-0	.000	0-0	.000	0	1	1	0.8	0	0	0	0	0	0	0.0
NC State	12/02/2021		03:17	0-0	.000	0-0	.000	0-0	.000	0	1	1	0.9	2	0	1	0	0	0	0.0
<b>Totals</b>		<b>0</b>	<b>17:34</b>	<b>0-0</b>	<b>.000</b>	<b>0-0</b>	<b>.000</b>	<b>0-0</b>	<b>.000</b>	<b>0</b>	<b>6</b>	<b>6</b>	<b>0.9</b>	<b>3</b>	<b>0</b>	<b>2</b>	<b>1</b>	<b>0</b>	<b>0</b>	<b>0.0</b>

### Player Averages

Games Played	Minutes/ game	Points/ game	FG Pct	3FG Pct	FT Pct	Rebounds/ game	Assists/ game	Turnovers/ game	Assist/Turnover ratio	Steals/ game	Blocks/ game
7	2.5	0.0	0.0	0.0	0.0	0.9	0.0	0.3	0.0	0.0	0.1

## CAREER STATISTICS

SEASON	TEAM	GP-GS		Field Goals		3-Point		F-Throws		Rebounds				Scoring						
		MIN	AVG	FG-FGA	FG%	3FG-3FGA	3FG%	FT-FTA	FT%	OFF	DEF	TOT	AVG	PF	FO	A	TO	BLK	STL	PTS
2019-20	IND	15-0	82/5.5	3-9	.333	1-5	.200	2-5	.400	3	6	9	0.6	11-0	6	6	2	4	9	0.6
2020-21	IND	26-0	118/4.5	5-13	.385	0-2	.000	4-6	.667	7	20	27	1.0	14-0	8	2	4	2	14	0.5
2021-22	IND	7-0	18/2.5	0-0	.000	0-0	.000	0-0	.000	0	6	6	0.9	3-0	0	2	1	0	0	0.0
<b>TOTAL</b>		<b>48-0</b>	<b>217/4.5</b>	<b>8-22</b>	<b>.364</b>	<b>1-7</b>	<b>.143</b>	<b>6-11</b>	<b>.545</b>	<b>10</b>	<b>32</b>	<b>42</b>	<b>0.9</b>	<b>28-0</b>	<b>14</b>	<b>10</b>	<b>7</b>	<b>6</b>	<b>23</b>	<b>0.5</b>



# #4 • NICOLE CARDAÑO-HILLARY

Gr. • G • 5-6

Madrid, Spain • Vista Ridge/George Mason

## NOTES ON CARDAÑO-HILLARY

- Leading IU at the 3-point line, shooting 44.8 percent with a team-high 13 made triples
- Also one of the team's leaders on the glass, averaging 6.0 boards per game
- Scored an IU high 29 points on 11-for-12 shooting and 7-for-8 from the 3-point line at Butler in the season opener
- Eclipsed the 2,000 point scoring mark against Butler
- Played in 24 games, making 17 starts in her first season at IU in 2020-21
- A transfer from George Mason where she was the Atlantic 10 Player of the Year (2018-19), Atlantic 10 Rookie of the Year (2017-18) and a two-time Atlantic 10 All-Conference selection
- Is Mason's all-time leading scorer with 1,766 career points
- Major: sports media
- Birthday: Feb. 27

## GAME AND CAREER HIGHS

### 2021-22 Game Highs

Points ..... 29, at Butler (11/10/21)  
 Rebounds 8, 2x, last vs. Stanford (11/25/21)  
 Assists ..... 7, vs. Kentucky (11/14/21)  
 Steals ..... 3, vs. Stanford (11/25/21)  
 Blocks ..... N/A  
 FG Made ..... 11, at Butler (11/10/21)  
 3FG Made ..... 7, at Butler (11/10/21)  
 FT Made ..... 5, vs. Stanford (11/25/21)  
 Minutes . 37, 2x, last vs. Stanford (11/25/21)

### Career Highs

Points ..... 41, at Penn State (11/24/19)\*  
 Rebounds ..... 11, at Ohio State (2/27/21)  
 Assists ..... 8, at Navy (12/19/19)\*  
 Steals ..... 7, at Rhode Island (1/14/18)  
 Blocks . 1, 8x, last vs. Michigan St. (3/11/21)  
 FG Made ..... 14, vs. George Washington (2/6/19)\*  
 3FG Made ..... 7, at Butler (11/10/21)  
 FT Made ..... 15, vs. Rhode Island (1/27/19)\*  
 Minutes . 40, 2x, last at George Washington (2/15/20)\*

\* - at George Mason

## 2021-22 GAME-BY-GAME

Opponent	Date	GS	MIN	Total		3-Pointers		Free throws		Rebounds				PF	A	TO	BLK	STL	PTS	AVG	
				FG-FGA	PCT	3FG-3FGA	PCT	FT-FTA	PCT	OFF	DEF	TOT	AVG								
at Butler	11/10/2021	*	32:43	11-12	.917	7-8	.875	0-0	.000	1	5	6	6.0	3	5	1	0	0	29	29.0	
Kentucky	11/14/2021	*	34:10	4-6	.667	3-5	.600	1-2	.500	0	6	6	6.0	1	7	4	0	2	12	20.5	
Norfolk St.	11/16/2021	*	29:43	0-5	.000	0-2	.000	1-2	.500	3	2	5	5.7	0	4	1	0	0	1	14.0	
at Quinnipiac	11/20/2021	*	37:23	4-9	.444	0-1	.000	2-3	.667	1	7	8	6.3	2	3	2	0	1	10	13.0	
vs Stanford	11/25/2021	*	37:37	5-10	.500	3-5	.600	5-8	.625	1	7	8	6.6	3	1	2	0	3	18	14.0	
vs Miami (FL)	11/27/2021	*	33:57	1-6	.167	0-2	.000	0-2	.000	0	5	5	6.3	3	2	6	0	0	2	12.0	
NC State	12/02/2021	*	33:54	0-10	.000	0-6	.000	0-0	.000	1	3	4	6.0	1	3	4	0	2	0	10.3	
<b>Totals</b>			<b>7</b>	<b>239:27</b>	<b>25-58</b>	<b>.431</b>	<b>13-29</b>	<b>.448</b>	<b>9-17</b>	<b>.529</b>	<b>7</b>	<b>35</b>	<b>42</b>	<b>6.0</b>	<b>13</b>	<b>25</b>	<b>20</b>	<b>0</b>	<b>8</b>	<b>72</b>	<b>10.3</b>

### Player Averages

Games Played	Minutes/game	Points/game	FG Pct	3FG Pct	FT Pct	Rebounds/game	Assists/game	Turnovers/game	Assist/Turnover ratio	Steals/game	Blocks/game
7	34.2	10.3	43.1	44.8	52.9	6.0	3.6	2.9	1.3	1.1	0.0

## CAREER STATISTICS

SEASON	TEAM	GP-GS	MIN/AVG	Field Goals		3-Point		F-Throws		Rebounds				Scoring						
				FG-FGA	FG%	3FG-3FGA	3FG%	FT-FTA	FT%	OFF	DEF	TOT	AVG	PF-FO	A	TO	BLK	STL	PTS	AVG
2017-18	GMU	34-34	1111/32.7	200-576	.347	68-223	.305	137-183	.749	26	87	113	3.3	93-2	102	129	4	84	605	17.8
2018-19	GMU	30-30	1073/35.8	210-569	.369	43-155	.277	150-200	.750	27	105	132	4.4	66-1	95	133	1	65	613	20.4
2019-20	GMU	30-30	1029/34.3	190-534	.356	48-173	.277	120-155	.774	39	115	154	5.1	84-1	95	117	2	67	548	18.3
2020-21	IND	24-17	657/27.4	73-204	.358	27-99	.273	32-59	.542	15	73	88	3.7	45-1	47	35	1	31	205	8.5
2021-22	IND	7-7	239/34.2	25-58	.431	13-29	.448	9-17	.529	7	35	42	6.0	13-0	25	20	0	8	72	10.3
<b>TOTAL FOR IND</b>		<b>31-24</b>	<b>897/28.9</b>	<b>98-262</b>	<b>.374</b>	<b>40-128</b>	<b>.313</b>	<b>41-76</b>	<b>.539</b>	<b>22</b>	<b>108</b>	<b>130</b>	<b>4.2</b>	<b>58-1</b>	<b>72</b>	<b>55</b>	<b>1</b>	<b>39</b>	<b>277</b>	<b>8.9</b>
<b>TOTAL</b>		<b>125-118</b>	<b>4111/32.9</b>	<b>698-1941</b>	<b>.360</b>	<b>199-679</b>	<b>.293</b>	<b>448-614</b>	<b>.730</b>	<b>114</b>	<b>415</b>	<b>529</b>	<b>4.2</b>	<b>301-5</b>	<b>364</b>	<b>434</b>	<b>8</b>	<b>255</b>	<b>2043</b>	<b>16.3</b>



# #10 • ALEKSA GULBE

Sr. • F • 6-3  
Riga, Latvia • TTT Riga

## NOTES ON GULBE

- Recorded her third career double-double against Norfolk St. (22 points, 12 rebounds)
- Leading the Hoosiers at the line shooting 92.3 percent (12-for-13)
- All-Big Ten Honorable Mention (media)
- Started all 27 games where she averaged 9.0 points and 6.9 rebounds per game
- Shot 44.8 percent from the floor and 78.8 percent at the free throw line as a junior
- Ranks 10th in school history in career blocks with 84
- Set a new program record in a NCAA Tournament game with 15 rebounds versus Belmont
- Third IU player from Latvia - Kristiana Stauere (2011-12) and Linda Rubene (2011-13)
- Major: Public Financial Management
- Birthdate: February 5

## 2021-21 GAME-BY-GAME

Opponent	Date	GS	MIN	Total		3-Pointers		Free throws		Rebounds				PF	A	TO	BLK	STL	PTS	AVG	
				FG-FGA	PCT	3FG-3FGA	PCT	FT-FTA	PCT	OFF	DEF	TOT	AVG								
at Butler	11/10/2021	*	33:48	2-7	.286	0-3	.000	4-4	1.000	2	4	6	6.0	1	3	2	0	0	8	8.0	
Kentucky	11/14/2021	*	36:10	4-7	.571	0-0	.000	0-0	.000	2	7	9	7.5	3	1	2	2	1	8	8.0	
Norfolk St.	11/16/2021	*	30:21	9-13	.692	3-4	.750	1-1	1.000	3	9	12	9.0	2	1	6	2	0	22	12.7	
at Quinnipiac	11/20/2021	*	39:16	1-7	.143	0-3	.000	6-6	1.000	1	1	2	7.3	2	2	3	0	1	8	11.5	
vs Stanford	11/25/2021	*	34:10	3-13	.231	1-4	.250	1-2	.500	2	3	5	6.8	4	0	0	0	3	8	10.8	
vs Miami (FL)	11/27/2021	*	36:18	5-8	.625	1-3	.333	0-0	.000	1	7	8	7.0	4	0	4	0	2	11	10.8	
NC State	12/02/2021	*	35:54	2-7	.286	2-5	.400	0-0	.000	1	2	3	6.4	4	1	0	1	1	6	10.1	
<b>Totals</b>			<b>7</b>	<b>245:56</b>	<b>26-62</b>	<b>.419</b>	<b>7-22</b>	<b>.318</b>	<b>12-13</b>	<b>.923</b>	<b>12</b>	<b>33</b>	<b>45</b>	<b>6.4</b>	<b>20</b>	<b>8</b>	<b>17</b>	<b>5</b>	<b>8</b>	<b>71</b>	<b>10.1</b>

## GAME AND CAREER HIGHS

### 2021-22 Game Highs

Points..... 22, vs. Norfolk St. (11/16/21)  
 Rebounds ..... 12, vs. Norfolk St. (11/16/21)  
 Assists ..... 3, at Butler (11/10/21)  
 Steals..... 3, vs. Stanford (11/25/21)  
 Blocks ..2, 2x, last vs. Norfolk St. (11/16/21)  
 FG Made .....9, vs. Norfolk St. (11/16/21)  
 3FG Made .....3, vs. Norfolk St. (11/16/21)  
 FT Made.....6, at Quinnipiac (11/20/21)  
 Minutes.....39, at Quinnipiac (11/20/21)

### Player Averages

Games Played	Minutes/game	Points/game	FG Pct	3FG Pct	FT Pct	Rebounds/game	Assists/game	Turnovers/game	Assist/Turnover ratio	Steals/game	Blocks/game
7	35.1	10.1	41.9	31.8	92.3	6.4	1.1	2.4	0.5	1.1	0.7

### Career Highs

Points..... 22, vs. Norfolk St. (11/16/21)  
 Rebounds ..... 12, 2x, last vs. Norfolk St. (11/16/21)  
 Assists .....3, 3x, last at Butler (11/10/21)  
 Steals.....4, vs. Illinois (12/31/20)  
 Blocks ..... 4, at UCLA (12/2/18)  
 FG Made .....9, vs. Norfolk St. (11/16/21)  
 3FG Made .....3, vs. Norfolk St. (11/16/21)  
 FT Made9, 3x, last at Minnesota (12/23/20)  
 Minutes.....40, at Ohio State (2/27/21)

## CAREER STATISTICS

SEASON	TEAM	GP-GS	MIN/AVG	Field Goals		3-Point		F-Throws		Rebounds				Scoring						
				FG-FGA	FG%	3FG-3FGA	3FG%	FT-FTA	FT%	OFF	DEF	TOT	AVG	PF-FO	A	TO	BLK	STL	PTS	AVG
2018-19	IND	32-0	545/17.0	55-146	.377	12-33	.364	41-48	.854	48	66	114	3.6	90-0	11	33	23	8	163	5.1
2019-20	IND	31-30	728/23.5	90-203	.443	9-38	.237	89-122	.730	50	121	171	5.5	89-2	18	50	37	22	278	9.0
2020-21	IND	27-27	865/32.0	86-192	.448	18-56	.321	52-66	.788	65	122	187	6.9	70-3	29	37	20	31	242	9.0
2021-22	IND	7-7	246/35.1	26-62	.419	7-22	.318	12-13	.923	12	33	45	6.4	20-0	8	17	5	8	71	10.1
<b>TOTAL</b>		<b>97-64</b>	<b>2383/24.6</b>	<b>257-603</b>	<b>.426</b>	<b>46-149</b>	<b>.309</b>	<b>194-249</b>	<b>.779</b>	<b>175</b>	<b>342</b>	<b>517</b>	<b>5.3</b>	<b>269-5</b>	<b>66</b>	<b>137</b>	<b>85</b>	<b>69</b>	<b>754</b>	<b>7.8</b>



# #14 • ALI PATBERG

Gr. • G • 5-11

Columbus, Ind. • Columbus North/Notre Dame

## NOTES ON PATBERG

- 2022 Nancy Lieberman Award preseason watch list
- 2022 Wade Trophy watchlist
- Big Ten Player of the Week Honor Roll (11/22/21)
- Entering her 7th college basketball season - 2nd player in NCAA Division I WBB history to play a 7th season (Isis Young, Siena)
- Ranks 3rd in IU history with 445 career assists
- Ranks 13th in IU history with 1,461 career points
- 2020-21 All-Big Ten Second Team (coaches and media) - a 3x All-Big Ten honoree
- Major: Graduated in May 2020 with a bachelor's degree in finance from the Kelley School of Business; pursuing a master's degree in recreational administration
- Birthdate: Sept. 11

## 2021-22 GAME-BY-GAME

Opponent	Date	GS	MIN	Total		3-Pointers		Free throws		Rebounds				PF	A	TO	BLK	STL	PTS	AVG	
				FG-FGA	PCT	3FG-3FGA	PCT	FT-FTA	PCT	OFF	DEF	TOT	AVG								
at Butler	11/10/2021	*	30:57	2-10	.200	0-6	.000	2-2	1.000	0	3	3	3.0	1	10	1	1	0	6	6.0	
Kentucky	11/14/2021	*	33:25	6-10	.600	1-1	1.000	3-3	1.000	0	2	2	2.5	4	5	1	0	0	16	11.0	
Norfolk St.	11/16/2021	*	34:14	5-9	.556	2-5	.400	5-6	.833	1	2	3	2.7	1	6	1	0	2	17	13.0	
at Quinnipiac	11/20/2021	*	31:26	5-7	.714	2-2	1.000	0-0	.000	0	6	6	3.5	4	2	2	0	0	12	12.8	
vs Stanford	11/25/2021	*	34:39	7-14	.500	1-3	.333	4-4	1.000	0	1	1	3.0	3	1	2	0	1	19	14.0	
vs Miami (FL)	11/27/2021	*	36:58	4-9	.444	1-3	.333	4-6	.667	1	3	4	3.2	2	3	0	1	13	13.8		
NC State	12/02/2021	*	35:23	3-12	.250	1-4	.250	3-4	.750	1	4	5	3.4	2	3	2	0	1	10	13.3	
<b>Totals</b>			<b>7</b>	<b>237:01</b>	<b>32-71</b>	<b>.451</b>	<b>8-24</b>	<b>.333</b>	<b>21-25</b>	<b>.840</b>	<b>3</b>	<b>21</b>	<b>24</b>	<b>3.4</b>	<b>17</b>	<b>29</b>	<b>12</b>	<b>1</b>	<b>5</b>	<b>93</b>	<b>13.3</b>

## GAME AND CAREER HIGHS

### 2021-22 Game Highs

Points.....19, vs. Stanford (11/25/21)  
 Rebounds .....6, at Quinnipiac (11/20/21)  
 Assists .....10, at Butler (11/10/21)  
 Steals.....2, vs. Norfolk St. (11/16/21)  
 Blocks .....1, at Butler (11/10/21)  
 FG Made .....7, vs. Stanford (11/25/21)  
 3FG Made .....2, 2x, last at Quinnipiac (11/20/21)  
 FT Made.....5, vs. Norfolk St. (11/16/21)  
 Minutes.....36, vs. Miami (FL) (11/27/21)

### Career Highs

Points.....30, at Wake Forest (11/28/18)  
 Rebounds ...13, vs. North Florida (11/18/18)  
 Assists .....13, vs. Missouri State (12/9/18)  
 Steals.....5, vs. Samford (12/3/20)  
 Blocks ...2, 3x, last at Minnesota (2/22/20)  
 FG Made .....12, at Minnesota (2/22/20)  
 3FG Made .....6, vs. Iowa (2/21/19)  
 FT Made.....12, vs. Rutgers (3/6/20)  
 Minutes.....47, at Iowa (1/12/20)

### Player Averages

Games Played	Minutes/game	Points/game	FG Pct	3FG Pct	FT Pct	Rebounds/game	Assists/game	Turnovers/game	Assist/Turnover ratio	Steals/game	Blocks/game
7	33.9	13.3	45.1	33.3	84.0	3.4	4.1	1.7	2.4	0.7	0.1

## CAREER STATISTICS

SEASON	TEAM	GP-GS	MIN/AVG	Field Goals		3-Point		F-Throws		Rebounds				Scoring						
				FG-FGA	FG%	3FG-3FGA	3FG%	FT-FTA	FT%	OFF	DEF	TOT	AVG	PF-FO	A	TO	BLK	STL	PTS	AVG
2016-17	ND	22-0	169/7.7	6-11	.545	0-1	.000	6-8	.750	4	20	24	1.1	17-0	11	8	0	3	18	0.8
2018-19	IND	31-31	1102/35.5	169-386	.438	41-104	.394	111-138	.804	22	132	154	5.0	72-0	149	99	10	37	490	15.8
2019-20	IND	32-32	1143/35.7	179-365	.490	34-88	.386	107-136	.787	27	120	147	4.6	59-0	168	75	17	39	499	15.6
2020-21	IND	27-27	924/34.2	137-324	.423	30-104	.288	75-102	.735	14	90	104	3.9	47-0	99	49	4	24	379	14.0
2021-22	IND	7-7	237/33.9	32-71	.451	8-24	.333	21-25	.840	3	21	24	3.4	17-0	29	12	1	5	93	13.3
<b>TOTAL FOR IND</b>		<b>97-97</b>	<b>3405/35.1</b>	<b>517-1146</b>	<b>.451</b>	<b>113-320</b>	<b>.353</b>	<b>314-401</b>	<b>.783</b>	<b>66</b>	<b>363</b>	<b>429</b>	<b>4.4</b>	<b>195-0</b>	<b>445</b>	<b>235</b>	<b>32</b>	<b>105</b>	<b>1461</b>	<b>15.1</b>
<b>TOTAL</b>		<b>119-97</b>	<b>3574/30.0</b>	<b>523-1157</b>	<b>.452</b>	<b>113-321</b>	<b>.352</b>	<b>320-409</b>	<b>.782</b>	<b>70</b>	<b>383</b>	<b>453</b>	<b>3.8</b>	<b>212-0</b>	<b>456</b>	<b>243</b>	<b>32</b>	<b>108</b>	<b>1479</b>	<b>12.4</b>



# #21 • KEYARAH BERRY

Fr. • G • 5-9  
Rockmart, Ga. • Rockmart

## NOTES ON BERRY

- Scored 3,340 points, pulled down 1,027 rebounds and 500 steals in her career at Rockmart High School
- 2021 6AAA Player of the Year, 2021 GACA North Player of the Year, 2021 Northwest Tip off Club Player of the Year, 2021 Atlanta Tip off First Team and Atlanta Journal Constitution First team honoree as a senior
- Her 3,340 career points ranks second all-time in the state of Georgia
- As a senior, scored 905 total points for a 33.5 points per game average while also averaging 9.0 rebounds, 3.0 assist and 3.2 steals per game while shooting 55.5 percent from the floor and 34 percent from behind the arc
- No. 79 recruit in the country by All Star Girls Report and No. 142 by Prospects Nation.
- Major: exercise science
- Birthday: April 6

## 2021-21 GAME-BY-GAME

Opponent	Date	GS	MIN	Total		3-Pointers		Free throws		Rebounds				PF	A	TO	BLK	STL	PTS	AVG
				FG-FGA	PCT	3FG-3FGA	PCT	FT-FTA	PCT	OFF	DEF	TOT	AVG							
Norfolk St.	11/16/2021		01:19	0-0	.000	0-0	.000	0-0	.000	0	0	0	0.0	1	0	0	0	0	0	0.0
<b>Totals</b>		<b>0</b>	<b>01:19</b>	<b>0-0</b>	<b>.000</b>	<b>0-0</b>	<b>.000</b>	<b>0-0</b>	<b>.000</b>	<b>0</b>	<b>0</b>	<b>0</b>	<b>0.0</b>	<b>1</b>	<b>0</b>	<b>0</b>	<b>0</b>	<b>0</b>	<b>0</b>	<b>0.0</b>

## GAME AND CAREER HIGHS

### 2021-22 Game Highs

Points..... N/A  
Rebounds ..... N/A  
Assists ..... N/A  
Steals ..... N/A  
Blocks ..... N/A  
FG Made ..... N/A  
3FG Made ..... N/A  
FT Made..... N/A  
Minutes..... 1, vs. Norfolk St. (11/16/21)

### Player Averages

Games Played	Minutes/game	Points/game	FG Pct	3FG Pct	FT Pct	Rebounds/game	Assists/game	Turnovers/game	Assist/Turnover ratio	Steals/game	Blocks/game
1	1.3	0.0	0.0	0.0	0.0	0.0	0.0	0.0	0.0	0.0	0.0

### Career Highs

Points..... N/A  
Rebounds ..... N/A  
Assists ..... N/A  
Steals ..... N/A  
Blocks ..... N/A  
FG Made ..... N/A  
3FG Made ..... N/A  
FT Made..... N/A  
Minutes..... 1, vs. Norfolk St. (11/16/21)

## CAREER STATISTICS

SEASON	TEAM	GP-GS	MIN/AVG	Field Goals		3-Point		F-Throws		Rebounds				Scoring						
				FG-FGA	FG%	3FG-3FGA	3FG%	FT-FTA	FT%	OFF	DEF	TOT	AVG	PF-FO	A	TO	BLK	STL	PTS	AVG
2021-22	IND	1-0	1/1.3	0-0	.000	0-0	.000	0-0	.000	0	0	0	0.0	1-0	0	0	0	0	0	0.0
<b>TOTAL</b>		<b>1-0</b>	<b>1/1.3</b>	<b>0-0</b>	<b>.000</b>	<b>0-0</b>	<b>.000</b>	<b>0-0</b>	<b>.000</b>	<b>0</b>	<b>0</b>	<b>0</b>	<b>0.0</b>	<b>1-0</b>	<b>0</b>	<b>0</b>	<b>0</b>	<b>0</b>	<b>0</b>	<b>0.0</b>



# #22 • CHLOE MOORE-MCNEIL

So. • G • 5-11  
Sharon, Tenn. • Greenfield

## NOTES ON MOORE-MCNEIL

- Hit a pair of triples against No. 2/3 NC State
- Scored four points in the win at Quinnipiac in 16 minutes off the bench
- Played in 25 games off the bench for IU as a true freshman
- A two-time Tennessee Class A Miss Basketball out of Greenfield High School
- Helped her team to a 34-0 record as a senior and averaged 20.8 points, 5.2 rebounds and 4.0 assists per game while shooting 40 from 3-point range
- Scored 2,598 points in her high school career and finished with more than 500 rebounds, 500 assists and 400 steals
- Major: exercise science
- Birthday: June 5

## GAME AND CAREER HIGHS

### 2021-22 Game Highs

Points..... 6, vs. NC State (12/2/21)  
Rebounds ..... 5, vs. Norfolk St. (11/16/21)  
Assists .. 2, 2x, last vs. Miami (FL) (11/27/21)  
Steals..... 1, vs. Norfolk St. (11/16/21)  
Blocks ..... 1, at Quinnipiac (11/20/21)  
FG Made .. 2, 2x, last vs. NC State (12/2/21)  
3FG Made ..... 2, vs. NC State (12/2/21)  
FT Made..... 2, vs. Kentucky (11/14/21)  
Minutes .. 16, 2x, last vs. NC State (12/2/21)

### Career Highs

Points 7, 2x, last vs. Nebraska (12/20/20)  
Rebounds ..... 4, vs. Samford (12/3/20)  
Assists ..... 3, at Kentucky (12/6/20)  
Steals... 1, 6x, last vs. Michigan St. (3/11/21)  
Blocks ..... N/A  
FG Made 3, 2x, last vs. Nebraska (12/20/20)  
3FG Made ..... 2, vs. Michigan (2/18/21)  
FT Made..... 3, at Ohio State (2/27/21)  
Minutes..... 18, at Kentucky (12/6/20)

## 2021-22 GAME-BY-GAME


Opponent	Date	GS	MIN	Total		3-Pointers		Free throws		Rebounds				PF	A	TO	BLK	STL	PTS	AVG
				FG-FGA	PCT	3FG-3FGA	PCT	FT-FTA	PCT	OFF	DEF	TOT	AVG							
at Butler	11/10/2021		15:14	1-5	.200	0-3	.000	0-0	.000	0	0	0	0.0	1	2	0	0	0	2	2.0
Kentucky	11/14/2021		11:36	0-2	.000	0-1	.000	2-2	1.000	0	2	2	1.0	1	0	1	0	0	2	2.0
Norfolk St.	11/16/2021		09:14	0-0	.000	0-0	.000	0-0	.000	1	4	5	2.3	0	0	3	0	1	0	1.3
at Quinnipiac	11/20/2021		16:06	2-3	.667	0-1	.000	0-0	.000	0	3	3	2.5	1	0	0	1	0	4	2.0
vs Stanford	11/25/2021		06:49	1-1	1.000	1-1	1.000	0-0	.000	0	2	2	2.4	0	0	0	0	0	3	2.2
vs Miami (FL)	11/27/2021		11:59	1-2	.500	0-0	.000	0-1	.000	0	1	1	2.2	2	2	0	0	0	2	2.2
NC State	12/02/2021		16:31	2-4	.500	2-4	.500	0-0	.000	1	2	3	2.3	0	0	0	0	0	6	2.7
<b>Totals</b>		<b>0</b>	<b>87:29</b>	<b>7-17</b>	<b>.412</b>	<b>3-10</b>	<b>.300</b>	<b>2-3</b>	<b>.667</b>	<b>2</b>	<b>14</b>	<b>16</b>	<b>2.3</b>	<b>5</b>	<b>4</b>	<b>4</b>	<b>1</b>	<b>1</b>	<b>19</b>	<b>2.7</b>

### Player Averages

Games Played	Minutes/game	Points/game	FG Pct	3FG Pct	FT Pct	Rebounds/game	Assists/game	Turnovers/game	Assist/Turnover ratio	Steals/game	Blocks/game
7	12.5	2.7	41.2	30.0	66.7	2.3	0.6	0.6	1.0	0.1	0.1

## CAREER STATISTICS

SEASON	TEAM	GP-GS	MIN/AVG	Field Goals		3-Point		F-Throws		Rebounds				Scoring						
				FG-FGA	FG%	3FG-3FGA	3FG%	FT-FTA	FT%	OFF	DEF	TOT	AVG	PF-FO	A	TO	BLK	STL	PTS	AVG
2020-21	IND	25-0	184/7.3	10-38	.263	4-27	.148	8-17	.471	1	23	24	1.0	17-0	17	8	0	7	32	1.3
2021-22	IND	7-0	87/12.5	7-17	.412	3-10	.300	2-3	.667	2	14	16	2.3	5-0	4	4	1	1	19	2.7
<b>TOTAL</b>		<b>32-0</b>	<b>271/8.5</b>	<b>17-55</b>	<b>.309</b>	<b>7-37</b>	<b>.189</b>	<b>10-20</b>	<b>.500</b>	<b>3</b>	<b>37</b>	<b>40</b>	<b>1.3</b>	<b>22-0</b>	<b>21</b>	<b>12</b>	<b>1</b>	<b>8</b>	<b>51</b>	<b>1.6</b>



# #23 • KIANDRA BROWNE

So. • G • 5-6

Montreal, Quebec, Canada • St-Laurent

## NOTES ON BROWNE

- Pulled down a season-high six rebounds against No. 2/3 NC State
- One of two active NCAA women's basketball players to wear a hijab, a traditional Muslim head covering
- Saw action in 21 games as a freshman in 2020-21
- Recorded her first career double-double against Nebraska with 12 points and 10 rebounds
- A member of Canada's U18 National Team where she participated in the 2018 FIBA U18 Championships in Mexico City where the team won the silver medal
- A member of the gold medal winning team at the 2017 Canada Summer Games where she averaged 23.0 minutes per game, 9.6 points per game and 5.2 rebounds per game
- Major: criminal justice
- Birthday: Feb. 6

## GAME AND CAREER HIGHS

### 2021-22 Game Highs

Points.....10, at Butler (11/10/21)  
 Rebounds ..... 6, vs. NC State (12/2/21)  
 Assists ..... 1, vs. Miami (FL) (11/27/21)  
 Steals..... 1, vs. NC State (12/2/21)  
 Blocks ..... 1, vs. Norfolk St. (11/16/21)  
 FG Made ..... 4, at Butler (11/10/21)  
 3FG Made ..... N/A  
 FT Made 2, 2x, last vs. Norfolk St. (11/16/21)  
 Minutes..... 17, 2x, vs. Norfolk St. (11/16/21)

### Career Highs

Points.....12, vs. Nebraska (12/20/20)  
 Rebounds .....10, vs. Nebraska (12/20/20)  
 Assists ..... 2, vs. Nebraska (12/20/20)  
 Steals..... 1, 2x, last at Illinois (2/14/21)  
 Blocks ..... 1, 2x, vs. Norfolk St. (11/16/21)  
 FG Made ..... 4, at Butler (11/10/21)  
 3FG Made ..... N/A  
 FT Made..... 6, vs. Nebraska (12/20/20)  
 Minutes..... 17, 2x, vs. Norfolk St. (11/16/21)

## 2021-22 GAME-BY-GAME

Opponent	Date	GS	MIN	Total		3-Pointers		Free throws		Rebounds				PF	A	TO	BLK	STL	PTS	AVG
				FG-FGA	PCT	3FG-3FGA	PCT	FT-FTA	PCT	OFF	DEF	TOT	AVG							
at Butler	11/10/2021		17:24	4-5	.800	0-1	.000	2-2	1.000	2	1	3	3.0	4	0	0	0	0	10	10.0
Kentucky	11/14/2021		11:47	1-2	.500	0-1	.000	0-0	.000	1	1	2	2.5	2	0	0	0	0	2	6.0
Norfolk St.	11/16/2021		17:33	0-0	.000	0-0	.000	2-2	1.000	0	3	3	2.7	3	0	2	1	0	2	4.7
at Quinnipiac	11/20/2021		14:36	3-3	1.000	0-0	.000	0-0	.000	1	0	1	2.3	0	0	1	0	0	6	5.0
vs Stanford	11/25/2021		12:01	0-2	.000	0-0	.000	0-0	.000	0	2	2	2.2	4	0	0	0	0	4	4.0
vs Miami (FL)	11/27/2021		10:03	0-0	.000	0-0	.000	0-0	.000	0	4	4	2.5	3	1	2	0	0	0	3.3
NC State	12/02/2021		08:29	1-3	.333	0-0	.000	0-0	.000	3	3	6	3.0	2	0	0	0	1	2	3.1
<b>Totals</b>		<b>0</b>	<b>91:54</b>	<b>9-15</b>	<b>.600</b>	<b>0-2</b>	<b>.000</b>	<b>4-4</b>	<b>1.000</b>	<b>7</b>	<b>14</b>	<b>21</b>	<b>3.0</b>	<b>18</b>	<b>1</b>	<b>5</b>	<b>1</b>	<b>1</b>	<b>22</b>	<b>3.1</b>

### Player Averages

Games Played	Minutes/game	Points/game	FG Pct	3FG Pct	FT Pct	Rebounds/game	Assists/game	Turnovers/game	Assist/Turnover ratio	Steals/game	Blocks/game
7	13.1	3.1	60.0	0.0	100.0	3.0	0.1	0.7	0.2	0.1	0.1

## CAREER STATISTICS

SEASON	TEAM	GP-GS	MIN/AVG	Field Goals		3-Point		F-Throws		Rebounds				Scoring						
				FG-FGA	FG%	3FG-3FGA	3FG%	FT-FTA	FT%	OFF	DEF	TOT	AVG	PF-FO	A	TO	BLK	STL	PTS	AVG
2020-21	IND	21-0	174/8.3	15-26	.577	0-1	.000	14-20	.700	14	19	33	1.6	35-1	4	12	1	2	44	2.1
2021-22	IND	7-0	92/13.1	9-15	.600	0-2	.000	4-4	1.000	7	14	21	3.0	18-0	1	5	1	1	22	3.1
<b>TOTAL</b>		<b>28-0</b>	<b>266/9.5</b>	<b>24-41</b>	<b>.585</b>	<b>0-3</b>	<b>.000</b>	<b>18-24</b>	<b>.750</b>	<b>21</b>	<b>33</b>	<b>54</b>	<b>1.9</b>	<b>53-1</b>	<b>5</b>	<b>17</b>	<b>2</b>	<b>3</b>	<b>66</b>	<b>2.4</b>





# #24 • MONA ZARIC

Fr. • F • 6-1  
Novi Sad, Serbia

## NOTES ON ZARIC

- Played for Keravnos B.C. for 10 years and Sistema Rosa Pordenone for 2 years
- A two-time U16 Cypriot Championship and U18 Cypriot Championship winner
- Named to the league's senior team three times and senior super cup team three times
- Named U16 and U18 Cypriot League MVP a total of four times
- Averaged 4.4 points, 2.8 rebounds and shot 36 percent from 3-point range in the U20 Challengers in July 2021
- Major: exercise science
- Birthday: November 29

## 2021-21 GAME-BY-GAME

Opponent	Date	GS	MIN	Total		3-Pointers		Free throws		Rebounds				PF	A	TO	BLK	STL	PTS	AVG
				FG-FGA	PCT	3FG-3FGA	PCT	FT-FTA	PCT	OFF	DEF	TOT	AVG							
Norfolk St.	11/16/2021		01:57	0-0	.000	0-0	.000	0-0	.000	0	0	0	0.0	0	0	1	0	0	0	0.0
<b>Totals</b>		<b>0</b>	<b>01:57</b>	<b>0-0</b>	<b>.000</b>	<b>0-0</b>	<b>.000</b>	<b>0-0</b>	<b>.000</b>	<b>0</b>	<b>0</b>	<b>0</b>	<b>0.0</b>	<b>0</b>	<b>0</b>	<b>1</b>	<b>0</b>	<b>0</b>	<b>0</b>	<b>0.0</b>

## GAME AND CAREER HIGHS

### 2021-22 Game Highs

Points..... N/A  
 Rebounds ..... N/A  
 Assists ..... N/A  
 Steals ..... N/A  
 Blocks ..... N/A  
 FG Made ..... N/A  
 3FG Made ..... N/A  
 FT Made..... N/A  
 Minutes.....2, vs. Norfolk St. (11/16/21)

### Player Averages

Games Played	Minutes/ game	Points/ game	FG Pct	3FG Pct	FT Pct	Rebounds/ game	Assists/ game	Turnovers/ game	Assist/Turnover ratio	Steals/ game	Blocks/ game
1	2.0	0.0	0.0	0.0	0.0	0.0	0.0	1.0	0.0	0.0	0.0

### Career Highs

Points..... N/A  
 Rebounds ..... N/A  
 Assists ..... N/A  
 Steals ..... N/A  
 Blocks ..... N/A  
 FG Made ..... N/A  
 3FG Made ..... N/A  
 FT Made..... N/A  
 Minutes.....2, vs. Norfolk St. (11/16/21)

## CAREER STATISTICS

SEASON	TEAM	GP-GS	MIN/AVG	Field Goals		3-Point		F-Throws		Rebounds				Scoring						
				FG-FGA	FG%	3FG-3FGA	3FG%	FT-FTA	FT%	OFF	DEF	TOT	AVG	PF	FO	A	TO	BLK	STL	PTS
2021-22	IND	1-0	2/2.0	0-0	.000	0-0	.000	0-0	.000	0	0	0	0.0	0-0	0	1	0	0	0	0.0
<b>TOTAL</b>		<b>1-0</b>	<b>2/2.0</b>	<b>0-0</b>	<b>.000</b>	<b>0-0</b>	<b>.000</b>	<b>0-0</b>	<b>.000</b>	<b>0</b>	<b>0</b>	<b>0</b>	<b>0.0</b>	<b>0-0</b>	<b>0</b>	<b>1</b>	<b>0</b>	<b>0</b>	<b>0</b>	<b>0.0</b>



# #25 • ARIELLE WISNE

R-So. • C • 6-5  
Thornton, Colo. • Horizon

## NOTES ON WISNE

- Played in 13 games as a redshirt freshman
- Scored her first career baskets against Eastern Kentucky in the season opener where she scored 4 points and went 2-for-4 from the field and grabbed three rebounds
- Redshirted her true freshman season to develop her game
- Major: media
- Birthday: May 12

## 2020-21 GAME-BY-GAME

### GAME AND CAREER HIGHS

#### 2020-21 Game Highs

Points..... N/A  
Rebounds ..... N/A  
Assists ..... N/A  
Steals ..... N/A  
Blocks ..... N/A  
FG Made ..... N/A  
3FG Made ..... N/A  
FT Made..... N/A  
Minutes..... 1, at Butler (11/10/21)

#### Career Highs

Points..... 4, vs. Eastern Ky. (11/25/20)  
Rebounds ..... 3, vs. Eastern Ky. (11/25/20)  
Assists ..... N/A  
Steals ..... N/A  
Blocks ..... 1, 2x, last at Illinois (2/14/21)  
FG Made ..... 2, vs. Eastern Ky. (11/25/20)  
3FG Made ..... N/A  
FT Made..... N/A  
Minutes..... 8, vs. Samford (12/3/20)

Opponent	Date	GS	MIN	Total		3-Pointers		Free throws		Rebounds				PF	A	TO	BLK	STL	PTS	AVG
				FG-FGA	PCT	3FG-3FGA	PCT	FT-FTA	PCT	OFF	DEF	TOT	AVG							
at Butler	11/10/2021		01:15	0-0	.000	0-0	.000	0-0	.000	0	0	0	0.0	0	0	0	0	0	0	0.0
Norfolk St.	11/16/2021		01:57	0-0	.000	0-0	.000	0-0	.000	0	0	0	0.0	0	0	1	0	0	0	0.0
<b>Totals</b>		<b>0</b>	<b>03:12</b>	<b>0-0</b>	<b>.000</b>	<b>0-0</b>	<b>.000</b>	<b>0-0</b>	<b>.000</b>	<b>0</b>	<b>0</b>	<b>0</b>	<b>0.0</b>	<b>0</b>	<b>0</b>	<b>1</b>	<b>0</b>	<b>0</b>	<b>0</b>	<b>0.0</b>

#### Player Averages

Games Played	Minutes/game	Points/game	FG Pct	3FG Pct	FT Pct	Rebounds/game	Assists/game	Turnovers/game	Assist/Turnover ratio	Steals/game	Blocks/game
2	1.6	0.0	0.0	0.0	0.0	0.0	0.0	0.5	0.0	0.0	0.0

## CAREER STATISTICS

SEASON	TEAM	GP-GS	MIN/AVG	Field Goals		3-Point		F-Throws		Rebounds				Scoring						
				FG-FGA	FG%	3FG-3FGA	3FG%	FT-FTA	FT%	OFF	DEF	TOT	AVG	PF-FO	A	TO	BLK	STL	PTS	AVG
2020-21	IND	13-0	39/3.0	2-6	.333	0-0	.000	0-0	.000	4	5	9	0.7	9-0	0	3	3	0	4	0.3
2021-22	IND	2-0	3/1.6	0-0	.000	0-0	.000	0-0	.000	0	0	0	0.0	0-0	0	1	0	0	0	0.0
<b>TOTAL</b>		<b>15-0</b>	<b>42/2.8</b>	<b>2-6</b>	<b>.333</b>	<b>0-0</b>	<b>.000</b>	<b>0-0</b>	<b>.000</b>	<b>4</b>	<b>5</b>	<b>9</b>	<b>0.6</b>	<b>9-0</b>	<b>0</b>	<b>4</b>	<b>3</b>	<b>0</b>	<b>4</b>	<b>0.3</b>



# #34 • GRACE BERGER

Sr. • G • 6-0  
Louisville, Ky. • Sacred Heart

## NOTES ON BERGER

- 2022 Cheryl Miller preseason watch list
- 2022 Wooden Award Preseason Top 50
- 2022 Wade Trophy watchlist
- 2021-22 preseason All-Big Ten
- Won a gold medal with USA Basketball in June at the 2021 AmeriCup in San Juan, Puerto Rico
- Averaged 5.2 points, 3.2 rebounds and 1.8 assists to help USA go 6-0 in the event
- 2021 WBCA and USWBA All-American honorable mention
- 2020-21 All-Big Ten First Team (coaches and media)
- Led the nation in triple doubles (3) in 2020-21
- Graduated from IU with undergraduate degree in sports marketing and management in May 2021
- Major: recreational administration (master's degree)
- Birthdate: June 3

## GAME AND CAREER HIGHS

### 2020-21 Game Highs

Points ..... 19, vs. Kentucky (11/14/21)  
Rebounds 9, 2x, last vs. NC State (12/2/21)  
Assists ..... 11, vs. Norfolk St. (11/16/21)  
Steals ..... 4, vs. Stanford (11/25/21)  
Blocks ..... 1, vs. NC State (12/2/21)  
FG Made ..... 9, at Butler (11/10/21)  
3FG Made 1, 2x, last at Quinnipiac (11/20/21)  
FT Made ..... 6, vs. Kentucky (11/14/21)  
Minutes ..... 37, vs. Stanford (11/25/21)

### Career Highs

Points ..... 26, at Maryland (1/4/21)  
Rebounds ..... 12, vs. NC State (3/27/21)  
Assists ..... 12, at Penn St. (1/7/21)  
Steals ..... 5, at Florida (11/22/19)  
Blocks ... 1, 12x, last vs. Wisconsin (1/10/21)  
FG Made ..... 13, at Maryland (1/4/21)  
3FG Made 3, vs. Mount St. Mary's (11/7/19)  
FT Made ..... 10, vs. Ohio St. (1/28/21)  
Minutes ..... 41, at Iowa (1/12/20)

## 2021-22 GAME-BY-GAME

Opponent	Date	GS	MIN	Total		3-Pointers		Free throws		Rebounds			PF	A	TO	BLK	STL	PTS	AVG	
				FG-FGA	PCT	3FG-3FGA	PCT	FT-FTA	PCT	OFF	DEF	TOT								AVG
at Butler	11/10/2021	*	33:49	9-15	.600	0-1	.000	0-0	.000	0	1	1	1.0	3	3	2	0	1	18	18.0
Kentucky	11/14/2021	*	36:38	6-16	.375	1-2	.500	6-8	.750	3	6	9	5.0	4	4	3	0	0	19	18.5
Norfolk St.	11/16/2021	*	31:59	2-9	.222	0-0	.000	2-3	.667	0	7	7	5.7	1	11	4	0	1	6	14.3
at Quinnipiac	11/20/2021	*	35:05	7-17	.412	1-1	1.000	2-2	1.000	1	4	5	5.5	4	3	2	0	1	17	15.0
vs Stanford	11/25/2021	*	37:03	4-19	.211	0-1	.000	4-6	.667	1	5	6	5.6	2	7	2	0	4	12	14.4
vs Miami (FL)	11/27/2021	*	36:04	5-11	.455	0-1	.000	1-1	1.000	0	7	7	5.8	2	3	8	0	1	11	13.8
NC State	12/02/2021	*	34:12	5-15	.333	0-1	.000	0-0	.000	1	8	9	6.3	3	5	3	1	2	10	13.3
<b>Totals</b>			<b>7 244:50</b>	<b>38-102</b>	<b>.373</b>	<b>2-7</b>	<b>.286</b>	<b>15-20</b>	<b>.750</b>	<b>6</b>	<b>38</b>	<b>44</b>	<b>6.3</b>	<b>19</b>	<b>36</b>	<b>24</b>	<b>1</b>	<b>10</b>	<b>93</b>	<b>13.3</b>

### Player Averages

Games Played	Minutes/game	Points/game	FG Pct	3FG Pct	FT Pct	Rebounds/game	Assists/game	Turnovers/game	Assist/Turnover ratio	Steals/game	Blocks/game
7	35.0	13.3	37.3	28.6	75.0	6.3	5.1	3.4	1.5	1.4	0.1

## CAREER STATISTICS

SEASON	TEAM	GP-GS	MIN/AVG	Field Goals		3-Point		F-Throws		Rebounds				Scoring						
				FG-FGA	FG%	3FG-3FGA	3FG%	FT-FTA	FT%	OFF	DEF	TOT	AVG	PF-FO	A	TO	BLK	STL	PTS	AVG
2018-19	IND	34-4	691/20.3	79-187	.422	5-23	.217	25-48	.521	5	89	94	2.8	50-0	53	53	3	24	188	5.5
2019-20	IND	30-30	1032/34.4	154-338	.456	15-50	.300	70-91	.769	12	144	156	5.2	58-1	104	76	5	43	393	13.1
2020-21	IND	27-27	922/34.1	154-349	.441	11-34	.324	96-129	.744	23	160	183	6.8	61-3	124	55	5	31	415	15.4
2021-22	IND	7-7	245/35.0	38-102	.373	2-7	.286	15-20	.750	6	38	44	6.3	19-0	36	24	1	10	93	13.3
<b>TOTAL</b>		<b>98-68</b>	<b>2889/29.5</b>	<b>425-976</b>	<b>.435</b>	<b>33-114</b>	<b>.289</b>	<b>206-288</b>	<b>.715</b>	<b>46</b>	<b>431</b>	<b>477</b>	<b>4.9</b>	<b>188-4</b>	<b>317</b>	<b>208</b>	<b>14</b>	<b>108</b>	<b>1089</b>	<b>11.1</b>



# #54 • MACKENZIE HOLMES

Jr. • F • 6-3  
Gorham, Maine • Gorham

## NOTES ON HOLMES

- Big Ten Player of the Week (11/15/21)
- 2021-22 preseason All-Big Ten
- 2022 Lisa Leslie Award preseason watch list
- The Athletic Preseason All-American honorable mention
- 2021 Associated Press All-American Honorable Mention
- 2020-21 All-Big Ten First Team (coaches and media)
- 2020-21 All-Big Ten Defensive Team (media)
- Led the Hoosiers in scoring (17.8 ppg.) and rebounding (7.6 rpg.) and shot 60.7% from the floor
- Ranks 8th all-time in school history with 116 career blocks
- Major: human development & family studies
- Birthday: November 1

## 2021-22 GAME-BY-GAME

Opponent	Date	GS	MIN	Total		3-Pointers		Free throws		Rebounds				PF	A	TO	BLK	STL	PTS	AVG
				FG-FGA	PCT	3FG-3FGA	PCT	FT-FTA	PCT	OFF	DEF	TOT	AVG							
at Butler	11/10/2021	*	25:17	5-10	.500	1-2	.500	0-0	.000	4	4	8	8.0	0	1	2	1	2	11	11.0
Kentucky	11/14/2021	*	28:13	11-15	.733	1-1	1.000	6-6	1.000	3	4	7	7.5	2	1	2	1	2	29	20.0
Norfolk St.	11/16/2021	*	25:41	11-15	.733	0-0	.000	0-0	.000	0	3	3	6.0	0	0	2	1	1	22	20.7
at Quinnipiac	11/20/2021	*	25:24	4-11	.364	0-0	.000	2-2	1.000	2	4	6	6.0	4	0	3	1	0	10	18.0
vs Stanford	11/25/2021	*	32:35	3-12	.250	0-0	.000	0-0	.000	4	6	10	6.8	4	1	1	2	1	6	15.6
vs Miami (FL)	11/27/2021	*	30:20	4-8	.500	0-0	.000	6-11	.545	4	7	11	7.5	2	0	1	1	0	14	15.3
NC State	12/02/2021	*	32:21	9-14	.643	2-4	.500	4-6	.667	3	1	4	7.0	3	0	2	1	0	24	16.6
<b>Totals</b>			<b>7 199:50</b>	<b>47-85</b>	<b>.553</b>	<b>4-7</b>	<b>.571</b>	<b>18-25</b>	<b>.720</b>	<b>20</b>	<b>29</b>	<b>49</b>	<b>7.0</b>	<b>15</b>	<b>3</b>	<b>13</b>	<b>8</b>	<b>6</b>	<b>116</b>	<b>16.6</b>

## GAME AND CAREER HIGHS

### 2021-22 Game Highs

Points ..... 29, vs. Kentucky (11/14/21)  
 Rebounds ..... 11, vs. Miami (FL) (11/27/21)  
 Assists ..... 1, 3x, last vs. Stanford (11/25/21)  
 Steals ..... 2, 2x, last vs. Kentucky (11/14/21)  
 Blocks ..... 2, vs. Stanford (11/25/21)  
 FG Made ..... 11, 2x, last vs. Norfolk St. (11/16/21)  
 3FG Made ..... 2, vs. NC State (12/2/21)  
 FT Made 6, 2x, last vs. Miami (FL) (11/27/21)  
 Minutes. 32, 2x, last vs. NC State (12/2/21)

### Career Highs

Points ..... 29, vs. Kentucky (11/14/21)  
 Rebounds ..... 13, at Iowa (2/7/21)  
 Assists ..... 2, at Minnesota (2/22/20)  
 Steals ..... 3, 2x, last vs. Michigan (2/18/21)  
 Blocks ..... 7, vs. Eastern Ky. (11/25/20)  
 FG Made ..... 13, vs. Eastern Ky. (11/25/20)  
 3FG Made ..... 1, at Butler (11/10/21)  
 FT Made ..... 11, vs. Wisconsin (1/30/20)  
 Minutes ..... 35, vs. Iowa (3/3/21)

### Player Averages

Games Played	Minutes/game	Points/game	FG Pct	3FG Pct	FT Pct	Rebounds/game	Assists/game	Turnovers/game	Assist/Turnover ratio	Steals/game	Blocks/game
7	28.5	16.6	55.3	57.1	72.0	7.0	0.4	1.9	0.2	0.9	1.1

## CAREER STATISTICS

SEASON	TEAM	GP-GS	MIN/AVG	Field Goals		3-Point		F-Throws		Rebounds				Scoring						
				FG-FGA	FG%	3FG-3FGA	3FG%	FT-FTA	FT%	OFF	DEF	TOT	AVG	PF-FO	A	TO	BLK	STL	PTS	AVG
2019-20	IND	32-2	609/19.0	144-227	.634	0-0	.000	56-86	.651	64	102	166	5.2	75-1	10	41	27	23	344	10.8
2020-21	IND	27-27	821/30.4	202-333	.607	0-6	.000	76-97	.784	69	137	206	7.6	65-1	11	42	81	25	480	17.8
2021-22	IND	7-7	200/28.5	47-85	.553	4-7	.571	18-25	.720	20	29	49	7.0	15-0	3	13	8	6	116	16.6
<b>TOTAL</b>		<b>66-36</b>	<b>1630/24.7</b>	<b>393-645</b>	<b>.609</b>	<b>4-13</b>	<b>.308</b>	<b>150-208</b>	<b>.721</b>	<b>153</b>	<b>268</b>	<b>421</b>	<b>6.4</b>	<b>155-2</b>	<b>24</b>	<b>96</b>	<b>116</b>	<b>54</b>	<b>940</b>	<b>14.2</b>

# BOX SCORES

Official Basketball Box Score - Final															Game Time: 7:00 PM																																		
Indiana at Butler															Game Duration: 1:43																																		
11/10/21 Hinkle Fieldhouse, Indianapolis															Attendance: 2,360																																		
2021-22 Women's Basketball															Officials: Maj Forstberg, Bruce Morris, Ashley Gloss																																		
<b>Indiana - 86</b>															<b>Record: 1-0</b>																																		
NO. Name	Min	FG	3P	FT	Rebounds	Fouls	TP	AS	TO	ST	Blocks	BS	BA	+/-	Shooting By Period																																		
10 Aleksa Gulbe	33:48	2-7	0-3	4-4	2 4 6	1 5	8	3	2	0	1	25			1st FG% 44.4%	44.4%																																	
54 Mackenzie Holmes	25:17	5-10	1-2	0-0	4 4 8	0	0	11	1	2	2	1	1	14	FT% 0-0	0%																																	
4 Nicole Cardano-Hillary	32:43	11-12	7-8	0-0	1 5 6	3	4	29	5	1	0	0	0	20	2nd FG% 10-14	71.4%																																	
14 Ali Patberg	30:57	2-10	0-6	2-2	0 3 3	1	1	6	10	1	0	1	0	22	3PT% 2-3	66.7%																																	
34 Grace Berger	33:49	9-15	0-1	0-0	1 1 3	2	18	3	2	1	0	0	0	21	FT% 4-4	100%																																	
22 Chloe Moore-McNeil	15:14	1-5	0-3	0-0	0 0 0	1	0	2	2	0	0	1	5	3rd FG% 6-19	31.6%																																		
23 Kiandra Browne	17:24	4-5	0-1	2-2	1 3 4	3	10	0	0	0	0	0	0	7	FT% 2-2	100%																																	
5 Caitlin Hose	05:01	0-1	0-0	0-0	0 0 0	0	0	0	0	0	0	0	0	1	4th FG% 11-16	68.8%																																	
1 Kaitlin Peterson	02:16	1-2	0-1	0-0	1 1 0	0	0	2	0	0	0	0	0	0	3PT% 2-7	28.6%																																	
3 Grace Waggoner	02:16	0-0	0-0	0-0	0 0 0	0	0	0	1	0	1	0	0	0	FT% 2-2	100%																																	
25 Arielle Wisne	01:15	0-0	0-0	0-0	0 0 0	0	0	0	0	0	0	0	0	0	GM FG% 35-67	52.2%																																	
Team					2 2 4	0	0	0	0	0	0	0	0	0	3PT% 8-26	30.8%																																	
Totals		35-67	8-26	8-8	11 21 32	13 16	86	24	9	3	3	3	23		FT% 8-8	100.0%																																	
Technical Fouls: NONE															Dead Ball Rebounds: 0, 2																																		
<b>Butler - 63</b>															<b>Record: 0-1</b>																																		
NO. Name	Min	FG	3P	FT	Rebounds	Fouls	TP	AS	TO	ST	Blocks	BS	BA	+/-	Shooting By Period																																		
20 Alex Richard	25:17	10-13	0-0	0-0	0 4 4	1	0	20	1	3	1	0	0	-16	1st FG% 6-13	46.2%																																	
2 Genesis Parker	14:26	0-4	0-1	0-0	2 2 2	1	3	0	1	3	0	0	0	-13	3PT% 0-3	0.0%																																	
5 Emilia Serton	26:46	1-1	1-1	0-0	1 2 0	0	3	0	0	0	0	0	0	-12	FT% 1-1	100%																																	
10 Trinity White	25:28	3-11	1-2	2-2	0 4 4	4	3	9	1	2	0	0	0	-16	2nd FG% 9-15	60.0%																																	
11 Tenley Dowell	25:15	1-3	1-3	2-2	1 4 5	4	2	5	1	2	1	0	0	-11	3PT% 1-4	25.0%																																	
32 Sydney Jaynes	12:27	1-4	0-0	1-2	1 0 1	5	2	3	0	6	2	1	0	-7	FT% 0-0	0%																																	
55 Kendall Winger	25:14	1-1	1-1	0-0	3 3 1	1	3	2	1	0	0	0	0	-11	3PT% 0-0	0%																																	
13 Zoe Jackson	29:21	7-10	0-2	4-5	0 0 0	0	2	18	2	0	0	0	0	-17	FT% 8-10	80%																																	
25 Ellen Ross	15:46	1-3	0-1	0-0	0 0 0	0	0	2	0	0	1	0	0	-12	4th FG% 7-13	53.8%																																	
Team					0 3 3	0	0	0	0	1					3PT% 3-4	75.0%																																	
Totals		25-50	4-11	9-11	3 21 24	16 13	63	8	18	2	3	3	23		FT% 4-11	36.4%																																	
Technical Fouls: NONE															Dead Ball Rebounds: 1, 0																																		
<table border="1"> <tr> <td>Biggest lead</td> <td>IND</td> <td>BUT</td> <td>Points from Turnovers</td> <td>IND</td> <td>BUT</td> <td>Period by Period Scoring</td> </tr> <tr> <td>Best Scoring Run</td> <td>25 (4th 9:17)</td> <td>1 (2nd 9:25)</td> <td>21</td> <td>7</td> <td></td> <td>1st 2nd 3rd 4th TOT</td> </tr> <tr> <td>Lead Changes</td> <td>10 (2nd 2:48)</td> <td>6 (4th 6:45)</td> <td>44</td> <td>34</td> <td></td> <td>IND 17 26 17 28 86</td> </tr> <tr> <td>Times Tied</td> <td>2</td> <td>11</td> <td>2</td> <td></td> <td></td> <td>BUT 13 19 14 17 63</td> </tr> <tr> <td>Time with Lead</td> <td>39:04</td> <td>00:22</td> <td>Bench</td> <td>14</td> <td>26</td> <td></td> </tr> </table>															Biggest lead	IND	BUT	Points from Turnovers	IND	BUT	Period by Period Scoring	Best Scoring Run	25 (4th 9:17)	1 (2nd 9:25)	21	7		1st 2nd 3rd 4th TOT	Lead Changes	10 (2nd 2:48)	6 (4th 6:45)	44	34		IND 17 26 17 28 86	Times Tied	2	11	2			BUT 13 19 14 17 63	Time with Lead	39:04	00:22	Bench	14	26	
Biggest lead	IND	BUT	Points from Turnovers	IND	BUT	Period by Period Scoring																																											
Best Scoring Run	25 (4th 9:17)	1 (2nd 9:25)	21	7		1st 2nd 3rd 4th TOT																																											
Lead Changes	10 (2nd 2:48)	6 (4th 6:45)	44	34		IND 17 26 17 28 86																																											
Times Tied	2	11	2			BUT 13 19 14 17 63																																											
Time with Lead	39:04	00:22	Bench	14	26																																												

Official Basketball Box Score - Final															Game Time: 5:00 PM																																		
Kentucky at Indiana															Game Duration: 1:52																																		
11/14/21 Simon Sport Assembly Hall, Bloomington															Attendance: 5,394																																		
2021-22 Women's Basketball															Officials: Gina Cross, Felicia Griener, Brian Hall																																		
<b>Kentucky - 67</b>															<b>Record: 2-1</b>																																		
NO. Name	Min	FG	3P	FT	Rebounds	Fouls	TP	AS	TO	ST	Blocks	BS	BA	+/-	Shooting By Period																																		
44 DreLuna Edwards	22:37	3-10	1-3	0-0	0 5 5	4	0	7	0	3	1	0	0	-16	1st FG% 6-16	37.5%																																	
1 Robyn Benton	33:29	4-10	1-2	2-4	2 2 4	3	2	11	1	0	1	1	1	-19	3PT% 2-4	50%																																	
3 Jazmine Massengill	33:42	2-5	0-0	0-0	1 1 2	4	2	4	2	1	0	0	0	-17	2nd FG% 7-15	46.7%																																	
10 Rhyne Howard	39:39	9-18	2-6	3-4	3 6 9	4	6	23	2	3	2	1	1	-22	3PT% 0-2	0%																																	
12 Treasure Hunt	27:10	1-6	0-2	2-4	3 2 5	2	2	4	1	2	1	0	0	-7	FT% 4-5	80%																																	
00 Olivia Owens	12:40	1-3	0-0	0-0	0 0 0	4	1	2	0	2	0	1	1	-6	3rd FG% 9-19	47.4%																																	
11 Jada Walker	26:49	7-13	0-0	2-3	1 0 1	2	5	16	1	2	1	0	0	-18	3PT% 2-3	66.7%																																	
34 Emma King	03:54	0-0	0-0	0-0	0 0 0	1	0	0	0	0	0	0	0	0	FT% 1-2	50%																																	
Team					2 2 4	0	0	0	0	0	0	0	0	0	4th FG% 5-15	33.3%																																	
Totals		27-65	4-13	9-15	12 18 30	24 18	67	7	12	7	4	3	21		3PT% 2-7	28.6%																																	
Technical Fouls: NONE															Dead Ball Rebounds: 3, 0																																		
<b>Indiana - 88</b>															<b>Record: 2-0</b>																																		
NO. Name	Min	FG	3P	FT	Rebounds	Fouls	TP	AS	TO	ST	Blocks	BS	BA	+/-	Shooting By Period																																		
10 Aleksa Gulbe	36:10	4-7	0-0	0-0	2 7 9	3	0	0	8	1	2	1	2	0	12	1st FG% 9-16	56.3%																																
54 Mackenzie Holmes	28:12	11-15	1-1	6-6	3 4 7	2	3	29	1	2	2	1	1	22	3PT% 2-3	66.7%																																	
4 Nicole Cardano-Hillary	34:10	4-6	3-5	1-2	0 6 6	1	5	12	7	4	2	0	0	-12	FT% 0-0	0%																																	
14 Ali Patberg	33:25	6-10	1-1	3-3	0 2 2	4	4	16	5	1	0	0	0	17	2nd FG% 7-15	46.7%																																	
34 Grace Berger	36:38	6-16	1-2	6-8	3 6 9	4	9	19	4	3	0	0	1	22	3PT% 1-3	33.3%																																	
22 Chloe Moore-McNeil	11:36	0-2	0-1	2-2	1 1 2	0	1	2	0	1	0	0	1	5	FT% 3-3	100%																																	
23 Kiandra Browne	11:48	1-2	0-1	0-0	1 1 2	2	2	2	0	0	0	0	0	-1	3rd FG% 9-15	60.0%																																	
5 Caitlin Hose	03:09	0-0	0-0	0-0	0 0 0	0	0	0	0	0	0	0	0	0	FT% 9-12	75%																																	
3 Grace Waggoner	03:50	0-0	0-0	0-0	0 1 1	0	0	0	0	0	0	0	0	0	4th FG% 8-13	61.5%																																	
1 Kaitlin Peterson	01:02	0-1	0-0	0-0	0 0 0	0	0	0	0	0	0	0	0	-1	3PT% 1-2	50.0%																																	
Team					2 0 2	0	0	1							FT% 6-6	100%																																	
Totals		32-59	6-11	18-21	11 29 40	18 24	88	18	14	5	3	4	21		GM FG% 32-59	54.2%																																	
Technical Fouls: NONE															Dead Ball Rebounds: 1, 0																																		
<table border="1"> <tr> <td>Biggest lead</td> <td>UKY</td> <td>IND</td> <td>Points from Turnovers</td> <td>UKY</td> <td>IND</td> <td>Period by Period Scoring</td> </tr> <tr> <td>Best Scoring Run</td> <td>4 (1st 8:24)</td> <td>22 (4th 1:38)</td> <td>12</td> <td>13</td> <td></td> <td>1st 2nd 3rd 4th TOT</td> </tr> <tr> <td>Lead Changes</td> <td>6 (2nd 5:51)</td> <td>1 (1st 3:00)</td> <td>34</td> <td>44</td> <td></td> <td>IND 14 18 21 14 67</td> </tr> <tr> <td>Times Tied</td> <td>3</td> <td>1</td> <td>8</td> <td>14</td> <td></td> <td>BUT 20 18 27 23 88</td> </tr> <tr> <td>Time with Lead</td> <td>02:54</td> <td>34:45</td> <td>Bench</td> <td>18</td> <td>4</td> <td></td> </tr> </table>															Biggest lead	UKY	IND	Points from Turnovers	UKY	IND	Period by Period Scoring	Best Scoring Run	4 (1st 8:24)	22 (4th 1:38)	12	13		1st 2nd 3rd 4th TOT	Lead Changes	6 (2nd 5:51)	1 (1st 3:00)	34	44		IND 14 18 21 14 67	Times Tied	3	1	8	14		BUT 20 18 27 23 88	Time with Lead	02:54	34:45	Bench	18	4	
Biggest lead	UKY	IND	Points from Turnovers	UKY	IND	Period by Period Scoring																																											
Best Scoring Run	4 (1st 8:24)	22 (4th 1:38)	12	13		1st 2nd 3rd 4th TOT																																											
Lead Changes	6 (2nd 5:51)	1 (1st 3:00)	34	44		IND 14 18 21 14 67																																											
Times Tied	3	1	8	14		BUT 20 18 27 23 88																																											
Time with Lead	02:54	34:45	Bench	18	4																																												

Official Basketball Box Score - Final															Game Time: 7:00 PM	
Norfolk St. at Indiana															Game Duration: 1:43	
11/16/21 Simon Sport Assembly Hall, Bloomington															Attendance: 3,398	
2021-22 Women's Basketball															Officials: Nykessa Thompson, Karleena Tobin, Angel Kent	
<b>Norfolk St. - 42</b>															<b>Record: 2-2</b>	
NO. Name	Min	FG	3P	FT	Rebounds	Fouls	TP	AS	TO	ST	Blocks	BS	BA	+/-	Shooting By Period	
10 Mahogonie Williams	21:11	0-9	0-3	0-0	2 1 3	3	0	0	4	2	3	0	0	-28	1st FG% 5-16	31.3%
30 Tatiana Jones	26:38	2-7	1-1	0-0	1 3 4	5	0	0	2	2	1	0	0	-20	3PT% 4-9	44.4%
1 Deja Francis	33:52	4-9	1-3	2-3	1 2 3	1	2	12	6	1	2	0	1	-26	FT% 0-0	0%
2 Niyia Fields	25:27	0-6	0-5	0-0	0 2 2	2	1	0	0	0	0	0	0	-19	2nd FG% 3-14	21.4%
11 Armani Franklin	26:27	3-8	1-2	1-2	3 5 2	2	8	0	1	2	0	2	2	-25	3PT% 1-3	33.3%
5 Camille Downs	19:38	3-5	0-0	1-2	3 4 2	4	9	1	5	2	0	1	0	-17	FT% 0-0	0%
4 Lacey Savage	17:20	0-1	0-0	0-0	3 3 3	3	0	0	0	0	0	0	0	-9	3rd FG% 5-19	27.8%
21 Janay Turner	11:13	0-4	0-3	0-0	1 1 1	1	0	0	0	0	0	0	0	-3	FT% 1-4	25.0%
24 Danajah Williams	11:00	3-5	0-1	2-2	0 0 0	1	1	8	0	2	0	0	0	-9	4th FG% 2-12	16.7%
12 Makoye Diawara	03:48	0-1	0-1	0-0	1 0 1	0	0	0	0	0	0	0	0	-4	3PT% 0-6	0%
0 Crystal White	03:26	0-1	0-0	0-0	0 0 0	0	0	1	0	1	1	0	0	2	FT% 2-2	100%
Team					1 1 2	0	0	1							GM FG% 15-60	25.0%
Totals		15-60	6-22	6-8	11 16 27	22 8	42	8	15	13	5	4	30		3PT% 6-22	27.3%
Technical Fouls: Savage 3rd 1:49															Dead Ball Rebounds: 2, 0	
<b>Indiana - 72</b>															<b>Record: 3-0</b>	
NO. Name	Min	FG	3P	FT	Rebounds	Fouls	TP	AS	TO	ST	Blocks	BS	BA	+/-	Shooting By Period	
10 Aleksa Gulbe	30:21	9-13	3-4	1-1	3 9 12	2	2	22	1	6	0	2	1	22	1st FG% 7-16	43.8%
54 Mackenzie Holmes	25:41	11-15	0-0	0-0	3 3 3	0	1	22	0	2	1	1	2	22	3PT% 1-2	50.0%
4 Nicole Cardano-Hillary	29:43	0-5	0-2	1-2	3 2 5	0	6	1	4	1	0	0	0	25	FT% 2-3	66.7%
14 Ali Patberg	34:14	5-9	2-5	5-6	1 2 3	1	6	17	6	1	2	0	0	33	2nd FG% 7-11	63.6%

# BOX SCORES

Official Basketball Box Score - Final  
**Stanford at Indiana**  
 11/20/21 Baha Mar Convention Center, Nassau  
 2021-22 Women's Basketball  
 Game Time: 1:30 PM  
 Game Duration: 1:47  
 Officials: Julie Krommenhoek, Kelsey Reynolds, Kelly Bloomfield

Stanford - 69		Record: 4-1										Shooting By Period		
NO. Name	Min	FG	3P	FT	Rebounds	Fouls	TP	AS	TO	ST	Blocks	1 <sup>st</sup> FG%	2 <sup>nd</sup> FG%	
		M/A	M/A	M/A	OR DR TOT	PF	FD				BS BA +/-	3 <sup>rd</sup> FG%	4 <sup>th</sup> FG%	
11 Alisha Praelicht	F 15:30	3-7	0-3	0-0	3 3 6	2	1	6	1	1	0	0	0	38.1%
22 Cameron Brink	F 32:14	10-24	0-1	1-6	7 15 22	2	9	21	5	5	0	5	1	0.0%
3 Anna Wilson	G 16:35	1-3	0-1	0-0	1 2 3	1	0	2	0	1	0	0	0	25%
12 Lexie Hull	G 23:30	1-6	0-1	1-2	1 1 2	5	1	3	3	2	0	0	0	45.0%
24 Lacie Hull	G 25:53	2-4	1-2	2-2	1 7 8	3	1	7	1	1	0	0	0	50.0%
33 Hannah Jump	27:59	2-4	1-2	0-0	1 1 2	1	1	5	2	0	0	1	0	0.0%
5 Francesca Belibi	17:40	6-11	0-0	2-4	2 3 5	1	4	14	2	1	0	1	1	25.0%
30 Haley Jones	21:48	3-8	0-1	2-2	0 5 5	0	2	8	2	1	1	0	0	50%
44 Kiki Iriafen	00:47	0-1	0-0	0-2	1 3 0	1	0	0	0	0	0	0	0	28.6%
2 Agnes Emma-Nnopus	01:54	0-0	0-0	0-0	0 0 0	0	0	0	0	0	0	0	0	100%
14 Jordan Hamilton	09:26	1-1	1-1	0-0	2 2 2	1	0	3	0	2	0	0	0	50%
21 Brooke Demetre	00:28	0-0	0-0	0-0	0 0 0	0	0	0	0	0	0	0	0	25.0%
10 Alyssa Jerome	05:56	0-1	0-0	0-0	0 0 0	0	0	0	0	1	0	0	0	44.4%
<b>Totals</b>		29-70	3-12	8-18	19 40 59	17	20	69	16	16	4	7	2	33.3%

Indiana - 66		Record: 4-1										Shooting By Period		
NO. Name	Min	FG	3P	FT	Rebounds	Fouls	TP	AS	TO	ST	Blocks	1 <sup>st</sup> FG%	2 <sup>nd</sup> FG%	
		M/A	M/A	M/A	OR DR TOT	PF	FD				BS BA +/-	3 <sup>rd</sup> FG%	4 <sup>th</sup> FG%	
10 Aleksa Gulbe	F 34:10	3-13	1-4	1-2	2 3 5	4	1	8	0	3	0	4	2	38.9%
54 Mackenzie Holmes	F 32:35	3-12	0-0	0-0	4 6 10	4	1	6	1	1	1	2	2	0.0%
4 Nicole Cardano-Hillary	G 37:37	5-10	3-5	5-8	1 7 8	3	6	18	1	2	3	0	0	25%
14 Ali Patberg	G 34:39	7-14	1-3	4-4	0 1 1	3	5	19	1	2	1	0	1	53.3%
34 Grace Berger	G 37:02	4-19	0-1	4-6	1 5 6	2	3	12	7	2	4	0	0	33.3%
22 Chloe Moore-McNeil	06:50	1-1	1-1	0-0	0 2 2	0	0	3	0	0	0	0	0	50%
23 Kiandra Browne	12:00	0-2	0-0	0-0	2 2 4	0	0	0	0	0	0	0	0	100%
5 Caitlin Hose	03:52	0-0	0-0	0-0	0 0 0	0	0	0	0	0	0	0	0	0.0%
3 Grace Waggoner	01:15	0-0	0-0	0-0	0 0 0	0	1	0	0	0	0	0	0	25.0%
<b>Totals</b>		23-71	6-14	14-20	11 27 38	20	17	66	10	7	12	2	7	33.3%

SFD		IND		Points from Turnovers		Period by Period Scoring	
Biggest lead	10 (2 <sup>nd</sup> 6:10)	4 (1 <sup>st</sup> 5:47)	Turnovers	4	17	1st	2nd
Best Scoring Run	8 (1 <sup>st</sup> 3:40)	7 (2 <sup>nd</sup> 1:14)	Paint	46	24	1st	2nd
Lead Changes	1		Second Chance	13	10	3rd	4th
Times Tied	3		Fast Breaks	4	15	TOT	
Time with Lead	34:12	04:22	Bench	30	3	IND	14
						14	20
						18	14
						66	66

Official Basketball Box Score - Final  
**Indiana at Miami (FL)**  
 11/27/21 Baha Mar Convention Center, Nassau  
 2021-22 Women's Basketball  
 Game Time: 8:30 PM  
 Game Duration: 1:49  
 Officials: Julie Krommenhoek, Natasha Carry, Neera Williams

Indiana - 53		Record: 5-1										Shooting By Period		
NO. Name	Min	FG	3P	FT	Rebounds	Fouls	TP	AS	TO	ST	Blocks	1 <sup>st</sup> FG%	2 <sup>nd</sup> FG%	
		M/A	M/A	M/A	OR DR TOT	PF	FD				BS BA +/-	3 <sup>rd</sup> FG%	4 <sup>th</sup> FG%	
10 Aleksa Gulbe	F 36:18	5-8	1-3	0-0	1 7 8	4	0	11	0	4	2	0	0	33.3%
54 Mackenzie Holmes	F 30:20	4-8	0-0	6-11	4 7 11	2	7	14	0	1	0	1	1	20.0%
4 Nicole Cardano-Hillary	G 33:57	1-6	0-2	0-2	0 5 5	3	7	2	2	6	0	0	0	75%
14 Ali Patberg	G 36:58	4-9	1-3	4-6	1 3 4	2	5	13	2	3	1	0	0	66.7%
34 Grace Berger	G 36:04	5-11	0-1	1-1	0 7 7	2	4	11	3	8	1	0	0	0.0%
23 Kiandra Browne	10:03	0-0	0-0	0-0	0 4 4	3	0	0	1	2	0	0	0	0.0%
22 Chloe Moore-McNeil	11:59	1-2	0-0	0-1	0 1 1	2	2	2	2	0	0	0	0	0.0%
1 Kaitlin Peterson	00:39	0-0	0-0	0-0	0 0 0	0	0	0	0	0	0	0	0	0.0%
3 Grace Waggoner	03:42	0-0	0-0	0-0	0 1 1	0	0	0	0	0	0	0	0	0.0%
<b>Totals</b>		20-44	2-9	11-21	7 36 43	18	25	53	10	24	4	1	1	33.3%

Miami (FL) - 51		Record: 4-2										Shooting By Period		
NO. Name	Min	FG	3P	FT	Rebounds	Fouls	TP	AS	TO	ST	Blocks	1 <sup>st</sup> FG%	2 <sup>nd</sup> FG%	
		M/A	M/A	M/A	OR DR TOT	PF	FD				BS BA +/-	3 <sup>rd</sup> FG%	4 <sup>th</sup> FG%	
21 Lola Pindando	F 18:16	4-5	0-0	0-0	0 5 5	5	1	8	1	3	1	0	0	80%
35 Naomi Mbandu	F 27:26	2-6	1-2	2-2	0 2 2	3	3	7	2	2	2	0	0	0.0%
12 Ja'Leah Williams	G 35:09	2-8	0-3	1-3	1 2 3	2	3	5	1	4	0	0	0	33.3%
20 Kelsey Marshall	G 32:39	8-19	3-9	1-1	1 3 4	3	3	20	1	2	4	0	0	33.3%
25 Karla Erjavac	G 32:04	2-7	1-2	0-0	3 3 3	1	1	5	3	0	1	0	0	20%
33 Maeva Djaldi-Tabdi	09:10	1-4	0-0	1-2	1 3 4	4	3	3	0	1	1	1	1	30.8%
1 Moulayna Johnson Sidi	13:04	0-1	0-0	0-0	0 1 1	1	1	0	1	1	1	0	0	50%
5 Mykka Gray	11:16	0-4	0-2	0-0	0 1 1	1	0	0	1	1	0	0	0	0.0%
13 Lashae Dwyer	08:01	0-2	0-0	0-0	1 1 4	0	0	0	1	1	0	0	0	75%
4 Jasmine Roberts	06:24	1-1	0-0	0-0	0 1 1	0	1	2	1	0	0	0	0	100%
22 Chiso Okafor	06:32	0-0	0-0	1-4	2 0 2	1	2	1	2	1	0	0	0	0.0%
<b>Totals</b>		20-59	5-18	6-12	5 23 28	15	18	51	11	12	15	1	1	33.3%

SFD		IND		Points from Turnovers		Period by Period Scoring	
Biggest lead	15 (2 <sup>nd</sup> 5:33)	4 (1 <sup>st</sup> 8:42)	Turnovers	4	21	1st	2nd
Best Scoring Run	9 (1 <sup>st</sup> 0:19)	11 (4 <sup>th</sup> 0:43)	Paint	32	30	1st	2nd
Lead Changes	5		Second Chance	4	3	3rd	4th
Times Tied	2		Fast Breaks	4	8	TOT	
Time with Lead	35:14	02:41	Bench	2	6	IND	17
						15	9
						12	53
						11	15
						51	51

Official Basketball Box Score - Final  
**NC State at Indiana**  
 12/02/21 Sater Dome Assembly Hall, Bloomington  
 2021-22 Women's Basketball  
 Game Time: 7:00 PM  
 Game Duration: 1:56  
 Attendance: 5,242  
 Officials: Gina Cross, Michael McConnell, Roy Gubeyan

NC State - 66		Record: 7-1										Shooting By Period		
NO. Name	Min	FG	3P	FT	Rebounds	Fouls	TP	AS	TO	ST	Blocks	1 <sup>st</sup> FG%	2 <sup>nd</sup> FG%	
		M/A	M/A	M/A	OR DR TOT	PF	FD				BS BA +/-	3 <sup>rd</sup> FG%	4 <sup>th</sup> FG%	
25 Kayla Jones	F 30:24	6-14	2-7	3-3	4 7 11	0	6	17	0	1	0	1	0	38.5%
33 Elissa Curane	F 24:51	5-9	0-0	1-2	2 5 7	5	4	11	2	0	0	1	0	33.3%
2 Rains Perez	G 33:57	3-6	1-2	6-6	1 4 5	2	3	13	3	1	0	1	0	0.0%
3 Kai Crutchfield	G 35:08	1-3	1-1	0-0	1 3 4	2	0	3	1	3	0	0	0	40.0%
11 Jakia Brown-Turner	G 22:16	0-3	0-2	1-2	0 5 5	1	1	3	2	1	1	1	2	0.0%
41 Camille Hobby	09:02	0-1	0-0	0-0	0 0 0	0	0	0	1	0	0	0	0	0.0%
0 Diamond Johnson	28:39	7-16	2-5	3-4	0 6 6	4	2	19	3	3	3	0	1	41.2%
5 Jada Boyd	10:57	1-2	0-0	0-0	1 3 4	0	0	2	0	1	1	0	0	33.3%
21 Madison Hayes	03:07	0-1	0-0	0-0	0 0 0	0	1	1	0	0	0	0	0	50%
32 Sophie Hart	01:39	0-0	0-0	0-0	0 0 0	0	0	0	0	0	0	1	0	0.0%
<b>Totals</b>		23-55	6-17	14-17	10 33 43	18	17	66	11	16	5	4	3	38.5%

Indiana - 58		Record: 5-2										Shooting By Period		
NO. Name	Min	FG	3P	FT	Rebounds	Fouls	TP	AS	TO	ST	Blocks	1 <sup>st</sup> FG%	2 <sup>nd</sup> FG%	
		M/A	M/A	M/A	OR DR TOT	PF	FD				BS BA +/-	3 <sup>rd</sup> FG%	4 <sup>th</sup> FG%	
10 Aleksa Gulbe	F 35:54	2-7	2-5	0-0	1 2 3	4	0	6	1	0	1	1	1	16.7%
54 Mackenzie Holmes	F 32:21	9-14	2-4	4-6	3 1 4	3	6	24	0	2	0	1	0	14.3%
4 Nicole Cardano-Hillary	G 33:54	0-10	0-6	0-0	1 3 4	1	4	0	3	4	2	0	1	0.0%
14 Ali Patberg	G 35:23	3-12	1-4	3-4	1 4 5	2	4	10	3	2	1	0	1	25%
34 Grace Berger	G 34:13	5-15	0-1	0-0	1 8 9	3	2	10	5	3	2	1	0	40.0%
22 Chloe Moore-McNeil	16:30	2-4	2-4	0-0	1 2 3	0	1	6	0	0	0	0	0	33.3%
23 Kiandra Browne	08:29	1-3	0-0	0-0	3 3 6	2	0	2	0	0	1	0	1	0.0%
3 Grace Waggoner	03:16	0-0	0-0	0-0	0 1 1	2	1	0	0	1	0	0		