

# NORTH FLORIDA


M E N ' S B A S K E T B A L L



2018-19 GAME NOTES

@OspreyMBB | #BirdsofTrey | #SWOOLife

## SETTING THE SCENE



**0-1**  
Overall


**0-0**  
ASUN

**NORTH FLORIDA OSPREYS**

**Matthew Driscoll**  
Head Coach

**147-151**  
Record at UNF  
10th season

AT



**0-0**  
Overall

**0-0**  
Big Ten

**PENN STATE NITTANY LIONS**

**Patrick Chambers**  
Head Coach

**113-122**  
Record at PSU  
8th season

### GAME DETAILS

**Tip:** 7:30 PM (ET)  
**When:** Friday - November 9, 2018  
**Where:** State College, Pa.  
**Facility:** Bryce Jordan Center (15,261)

### BROADCAST INFO

**TV | WEB:** Big Ten Network+ (\$) **Livestats:** GoPSUSports.com

### SERIES BREAKDOWN

**Overall:** First Meeting  
**@ UNF:** 0-0  
**@ PSU:** 0-0  
**@ Neutral:** 0-0  
**Driscoll vs PSU:** 0-0  
**Chambers vs UNF:** 0-0  
**Last Meeting:**  
 ---

### UNF ATHLETIC COMMUNICATIONS

**Brian Morgan**  
 Assistant AD for Athletic Communications  
 Cell: 904.210.1012 | Office: 904.620.4027  
 E-mail: b.morgan@unf.edu  
 Twitter: @Bmorgan4real

## #FIRST\_FIVE

**#10**

**IVAN GANDIA-ROSA**

**Guard | Junior**  
**6'1 | 190**  
 PPG—6.0  
 RPG—4.0  
 APG—5.0

**#3**

**JT ESCOBAR**

**Guard | RS-Junior**  
**6'2 | 183**  
 PPG—11.0  
 RPG—2.0  
 3P/g—1.0

**#11**

**GARRETT SAMS**

**Guard/Forward | Junior**  
**6'7 | 195**  
 PPG—15.0  
 RPG—1.0  
 3Pt%—40.0

**#2**

**WAJID AMINU**

**Forward | Junior**  
**6'7 | 190**  
 PPG—2.0  
 RPG—4.0  
 BPG—3.0

**#0**

**NOAH HORCHLER**

**Forward | Junior**  
**6'8 | 210**  
 PPG—19.0  
 RPG—12.0  
 FG%—63.6

## NEED TO KNOW

- North Florida is playing its second consecutive road game to open the season which starts with 6 of first seven away from home

- The game against Penn State is the first of four contests included in the Cancun Challenge | UNF visits Wright State (Nov. 17) before heading to Cancun, Mexico for matchups with Southern Miss and Western Carolina or Jacksonville State

- In the ASUN preseason coaches poll, North Florida was tabbed to finish 4th

- UNF returns all 5 starters from last season and has six of its top seven scorers back on the roster

- Noah Horchler was named the ASUN Newcomer of the Year last season and was picked the ASUN preseason Defensive Player of the Year | Ivan Gandia-Rosa was selected as a preseason All-ASUN honoree

## SCHEDULE

Overall 0-1 | ASUN 0-0 | H 0-0 | A 0-1 | N 0-0

### NOVEMBER

7	-	-	at Dayton	ESPN+	L, 70-78
9	-	-	#at Penn State	BTN+	7:30 pm
14	-	-	EDWARD WATERS	ESPN+	7:00 pm
17	-	21 MM	#at Wright State	ESPN3	3:00 pm
20	-	-	#vs Southern Miss	CBS Digital	3:00 pm
21	-	-	#vs TBD	CBS Digital	TBD
27	-	RV/RV	at Florida	SEC	7:00 pm
29	-	-	FLORIDA A&M	ESPN+	8:00 pm

### DECEMBER

1	-	-	at Charleston So.		5:30 pm
11	-	-	at Minnesota	BTN	9:00 pm
13	-	-	at FIU	CUSA.TV	7:00 pm
15	-	-	CHARLESTON SO.	ESPN+	7:00 pm
19	-	17/15	at Florida State		7:00 pm
29	-	11/12	at Auburn	SEC+	5:00 pm

### JANUARY

2	-	-	FLORIDA NATIONAL	ESPN+	7:00 pm
5	-	-	*NORTH ALABAMA	ESPN+	5:00 pm
9	-	22 MM	*at Lipscomb	ESPN+	7:30 pm
12	-	RV MM	*FGCU	ESPN+	5:00 pm
16	-	-	*at Stetson	ESPN+	7:00 pm
19	-	RV MM	*at Liberty	ESPN+	7:00 pm
21	-	-	*NJIT	ESPN+	7:00 pm
24	-	-	*JACKSONVILLE	ESPN+	7:00 pm
27	-	RV MM	*at FGCU	ESPN+	5:00 pm
30	-	-	*at Kennesaw State	ESPN+	7:00 pm

### FEBRUARY

6	-	RV 22	*LIPSCOMB	ESPN+	7:00 pm
9	-	-	*at North Alabama	ESPN+	4:00 pm
13	-	-	*KENNESAW STATE	ESPN+	7:00 pm
16	-	-	*at NJIT	ESPN+	5:00 pm
20	-	-	*at Jacksonville	ESPN+	7:00 pm
23	-	RV MM	*LIBERTY	ESPN+	5:00 pm
26	-	-	*STETSON	ESPN+	7:00 pm

### MARCH

4-				ESPN+ /	
10	-	-	\$ASUN Tournament	ESPN	TBD

All Times ET | HOME GAME IN CAPS | \* - ASUN Game  
 # - Cancun Challenge | \$ - ASUN Tournament at campus sites  
 AP/ESPN | MM - CollegeInsider.com MidMajor Poll

## STACKING UP (2017-18 FINAL STATISTICS)

NORTH FLORIDA	70.0	43.9	38.1	85.7	35.0	10.0	5.0	1.0	10.0	1.0	8.0	78.0	43.3	41.7	37.0	18.0
	PPG	FG%	3P%	FT%	RPG	APG	BPG	SPG	TOPG	A/TO	3P/G	OPP PPG	OPP FG%	OPP 3P%	OPP RPG	Fouls
PENN STATE ('17-18)	74.7	46.1	38.7	70.2	35.8	13.9	4.9	7.2	11.8	1.2	7.5	66.7	42.5	34.2	33.0	17.6

# TV/RADIO ROSTER



0 | NOAH HORCHLER



1 | EMMANUEL LAMBRIGHT



2 | WAJID AMINU



3 | JT ESCOBAR



4 | EZEKIEL BALOGUN



5 | DORIAN JAMES



10 | IVAN GANDIA-ROSA



11 | GARRETT SAMS



12 | RYAN BURKHARDT



20 | BRIAN COFFEY II



21 | CHRISTIAN SCHACH



22 | TRIP DAY



23 | CARTER HENDRICKSEN



24 | CAM COPELAND




HC | MATTHEW DRISCOLL



AHC | BOBBY KENNEN



AC | BRUCE EVANS



AC | STEPHEN PERKINS

**Director of Basketball Operations:** Ian Gibson  
**Head Athletic Trainer:** David McDonald  
**Strength & Conditioning Coach:** Brian Bert

# NUMERICAL ROSTER

#	Name	Pos.	Ht.	Wt.	Cl.	Hometown
0	Noah Horchler	F	6-8	210	Jr.	Melbourne, Fla.
1	Emmanuel Lambright	F	6-6	203	So.	Sarasota, Fla.
2	Wajid Aminu	F	6-7	190	Jr.	Stone Mountain, Ga.
3	JT Escobar	G	6-2	183	RS-Jr.	Tallahassee, Fla.
4	Ezekiel Balogun	F	6-6	235	Jr.	Lagos, Nigeria
5	Dorian James	F	6-7	185	Fr.	Winter Haven, Fla.
10	Ivan Gandia-Rosa	G	6-1	190	Jr.	Caguas, Puerto Rico
11	Garrett Sams	G/F	6-7	195	Jr.	Martin, Tenn.
12	Ryan Burkhardt	G	6-4	180	So.	Saint Augustine, Fla.
20	Brian Coffey II	G	6-0	170	So.	Snellville, Ga.
21	Christian Schach	G	6-1	190	Fr.	Tampa, Fla.
22	Trip Day	F	6-7	223	So.	Columbus, Ga.
23	Carter Hendricksen	G/F	6-7	201	Fr.	Lexington, Ky.
24	Cam Copeland	G	6-5	160	Fr.	Douglasville, Ga.

## Coaching Staff

**Head Coach:** Matthew Driscoll (10th season, Slippery Rock, '92)

**Associate Head Coach:** Bobby Kennen (10th season, Palm Beach Atlantic, '93)

**Assistant Coach:** Bruce Evans (6th season, Furman, '92)

**Assistant Coach:** Stephen Perkins (6th season, Baylor, '09)

**Director of Basketball Operations:** Ian Gibson (4th season, North Florida, '09)

## Pronunciation Guide

**WAJID AMINU** — wah-ZSHID uh-ME-new

Ezekiel **BALOGUN** — bal-uh-GOON

JT **ESCOBAR** — ez-CUH-bar

**IVAN GANDIA-ROSA** — EE-von Gone-day-uh Rose-ah

Noah **HORCHLER** — HORK-ler

Christian **SCHACH** — shuck

Bobby **KENNEN** — Ken-In

**CAGUAS**, Puerto Rico — cag-wuss

**LAGOS**, Nigeria — Lay-gose

# OSPREYS BY THE NUMBERS

Seasons of Men's Basketball	27th
Total games	773
UNF All-Time record	319-454 (.413)
Total Division I games	414
UNF Division I record	167-247 (.403)
Total ASUN games	224
UNF All-Time ASUN record ( <i>regular season only</i> )	94-130 (.420)
Record at UNF Arena	196-154 (.560)
UNF under Coach D	147-151 (.493)
Total games under Coach D	298
At home under Coach D	82-38 (.683)
ASUN Championships	2
ASUN Tournament Championships	1
NCAA Tournament Appearances	1
NIT Postseason Appearances	1
20+ win seasons	2
Overtime games	17 (7-10   6-2 Driscoll)
UNF 100-Point games	39 (35-4)   16 (15-1) under Driscoll
NABC All-District honors	5
ASUN Players of the Year	1
ASUN Defensive Players of the Year	2
ASUN Newcomers of the Year	1
ASUN Freshman of the Year	2
ASUN All-Conference	10 (6, 1st team   4, 2nd team)
ASUN All-Freshmen	6
ASUN All-Tournament	9 (1 MVP)
ASUN Scholar-Athlete of the Year	1
ASUN All-Academic Team	7
ASUN Players of the Week	25
ASUN Newcomers of the Week	18
ASUN Academic Honor Roll members	75
UNF Athletic Hall of Fame members	2

## INSIDE THE SERIES

### HISTORY

>Tonight's game marks the first meeting for the two programs

>Penn State is the first of two first-time opponents for the Ospreys this season | Other is ASUN newcomer North Alabama

>UNF is 2-11 all-time against current members of the Big Ten Conference including games against 10 of the 14 members

Illinois (1-0), Indiana (0-1), Iowa (0-1), Maryland (0-2), Michigan (0-1), Michigan State (0-2), Minnesota (0-1), Northwestern (0-3), Ohio State (0-2), Purdue (1-1)

### LAST TIME WE MET

First Meeting

### UNF CAREER STATS vs Penn State

Player G PPG RPG Misc

-- No Current Players have faced Dayton

### #BIRDSofTREY

- North Florida has made a 3PM in 661 consecutive games (26th longest streak currently in NCAA) including every game as a DI program (414)
- Last game without a 3PM: Mar. 2, 1996 vs Florida Southern in Sunshine State Conference Tournament championship game
- UNF made double-digit treys 20 times last year
- Every non-freshman on the UNF roster has made a three-pointer in Division I play
- Over the past four seasons, North Florida has been ranked among the nation's best three-point shooting teams

Season	3PM	3Pt%	3P/G
2014-15	10th	20th	13th
2015-16	1st	7th	1st
2016-17	55th	166th	65th
2017-18	12th	51st	8th

### WE DON'T NEED NO STINKING SENIORS

- North Florida is the only team in the country that returns all 5 starters but has no seniors on its roster
- UNF is one of just five teams that has no seniors/grad transfers on the roster (Cal St Northridge, Duquesne, Virginia, Arkansas)

### VALUABLE EXPERIENCE

- Ospreys are of 1 of 7 teams in the nation to return 5 starters and top four scorers from 2017-18
- UNF is 1 of 12 teams national to bring back all 5 starters
- North Florida returns 91% of its PPG from last year, which ranks 12th highest in the country | Also bringing back 95% of RPG

### DOUBLING UP

- 9 of 10 non-freshman Ospreys have recorded a double-figure scoring game in their collegiate careers
- 7 different non-freshman have posted 20+ points
- 6 players have notched a double-double
- 5 players averaged double digits last season with Wajid Aminu (9.9) just shy

### FREQUENT FLYERS

North Florida's schedule annually has the squad barnstorming the country to play games in multiple time zones and areas of the U.S.

Here's a look at the total miles flown/travelled by the Ospreys over the past 5 seasons:

Year	Air Travel	Total Travel
2017-18	10,098	15,415
2016-17	19,573	23,047
2015-16	16,321	19,809
2014-15	9,300	14,428
2013-14	9,614	13,789

### ROAD WARRIORS

- Ospreys will play 6 of their first 7 games away from home
- UNF only has back-to-back home tilts three times during the 2018-19 season with the first time not coming until Jan. 2 & 5

### OH THE PLACES WE'LL GO

- UNF is scheduled to play games in 11 different states and a foreign country (Mexico)
- Ospreys play 12 games against teams from Florida and have 18 games within the Sunshine State borders



**46-12 (.793)**  
**LAST 4 YEARS**

'17-18: 10-2 | '16-17: 10-5 | '15-16: 14-3 | '14-15: 12-2

*\*Had program record 18-game home win streak from Feb. 6, 2015 to Feb. 1, 2016*

### HOME SWEET HOME

Ospreys are 46-12 (.793) in home games since start of 2014-15 season | 82-38 all-time under Driscoll at UNF Arena | UNF was 10-2 at home last year marking their fourth consecutive season with a double-digit home win total

### TOP TEN UNF ARENA CROWDS

Attn.	Opponent	Date
6,155	USC Upstate (ASUN Tourn.)	3/8/15
6,011	Florida (NIT)	3/15/16
5,807	Jacksonville	1/9/16
5,102	Jacksonville	2/6/15
5,068	Jacksonville	1/17/14
4,305	FGCU (ASUN Tourn.)	3/3/16
4,138	FGCU	1/30/16
4,113	Florida	12/1/16
4,106	Lipscomb (ASUN Tourn.)	3/5/15
4,086	USC Upstate	2/20/16

### DAYTON DOUBLE TAKE

- After opening the 2018-19 season in Dayton against the Flyers on Wednesday night, North Florida makes a return visit to the city just 10 days later for a meeting with Wright State as part of the Cancun Challenge

### WON'T BACK DOWN

- North Florida has played 58 guarantee games during the nine-year tenure of head coach Matthew Driscoll
- UNF is slated to play 7 guarantee games this year
- The Ospreys own a pair of upsets having topped Purdue (2014) and Illinois (2015)
- The 2018-19 ledger includes 6 NCAA Tournament teams and the defending NIT Champion

### LEVEL GROUND

- UNF is 33-18 under Driscoll against non-conference D1 mid-major opponents (like size programs)

### PRO PIPELINE

- North Florida has seen 23 players continue their careers playing professionally in the U.S. or International competition
- UNF has seen 11 players in the Driscoll Decade reach make a professional lineup
- Ospreys have had two players invited to the prestigious Portsmouth Invitational
- A pair of former UNF hoopsters have played on an NBA Summer League team and one player earned a roster spot in the NBA D-League
- Former Ospreys currently on international rosters include:
  - > Dallas Moore (Israel)
  - > Beau Beech (Germany)
  - > Jalen Nesbitt (Spain)
  - > Romelo Banks (Kosovo)

## #TripOdometer

► Total Travel Miles for UNF Hoops in '18-19: **1,958**

**475**

miles traveled on a bus/van



**1483**

miles traveled on a plane

**2**

different hotels



Total reflects travel for season opening road trip



## RECORD WHEN...

	'18-19	Under Driscoll
At home	0-0	82-38
On the road	0-1	51-106
At neutral sites	0-0	14-7
In OT	0-0	6-2
In ASUN games	0-0	83-67
In ASUN tournament	0-0	9-8
Postseason	0-0	0-2
In non-conference games	0-1	58-79
Against ranked team	0-0	0-21
Televised game (Live & Web)	0-1	79-66
UNF wins opening tip	0-1	79-69
UNF loses opening tip	0-0	67-82
<b>In games decided by...</b>		
5 points or less	0-0	38-29
6-10 points	0-1	43-31
11-15 points	0-0	22-29
16-20 points	0-0	15-15
Over 20 points	0-0	30-47
<b>Leading at the half</b>		
Leading at the half	0-0	115-27
Trailing at the half	0-1	27-117
Tied at the half	0-0	5-7
<b>Leading with 5 mins left</b>		
Leading with 5 mins left	0-0	127-12
Trailing with 5 mins left	0-1	14-135
Tied with 5 mins left	0-0	6-4
<b>Shooting 40% or better</b>		
Shooting 40% or better	0-1	135-86
Shooting less than 40%	0-0	12-64
Opp. 40% or better	0-1	96-139
Opp. less than 40%	0-0	56-2
Shooting better than opp.	0-1	124-26
Shooting worse than opp.	0-0	20-124
<b>Outrebounding opp.</b>		
Outrebounding opp.	0-0	88-30
Opp. outrebounds UNF	0-1	53-117
Rebounds tied	0-0	6-5
<b>70% or better on FT</b>		
70% or better on FT	0-1	80-62
Less than 70% on FT	0-0	67-89
More FT att. than opp.	0-0	91-43
Less FT att. than opp.	0-1	50-102
Same FT att. than opp.	0-0	6-5
<b>40% or better on 3PT</b>		
40% or better on 3PT	0-0	83-36
Less than 40% on 3PT	0-1	64-115
<b>More turnovers than opp.</b>		
More turnovers than opp.	0-1	78-115
Fewer turnovers than opp.	0-0	59-28
Same turnovers as opp.	0-0	10-10
<b>Scoring 80 or more points</b>		
Scoring 80 or more points	0-0	77-18
Scoring 70-79 points	0-1	36-28
Scoring 60-69 points	0-0	24-49
Scoring 50-59 points	0-0	9-39
Scoring less than 50 points	0-0	1-17
Scoring more points than opp.	0-0	147-0
<b>Allowed 80 or more points</b>		
Allowed 80 or more points	0-0	22-78
Allowed 70-79 points	0-1	37-48
Allowed 60-69 points	0-0	54-22
Allowed 50-59 points	0-0	27-3
Allowed less than 50 points	0-0	7-0
<b>On Monday</b>		
On Monday	0-0	20-22
On Tuesday	0-0	12-8
On Wednesday	0-1	19-22
On Thursday	0-0	30-25
On Friday	0-0	15-16
On Saturday	0-0	45-49
On Sunday	0-0	5-9
<b>In November</b>		
In November	0-1	29-37
In December	0-0	26-39
In January	0-0	45-37
In February	0-0	39-28
In March	0-0	9-10
<b>UNF player fouls out</b>		
UNF player fouls out	0-0	---
UNF has technical foul	0-0	---
Opponent player fouls out	0-0	---
Opponent has technical foul	0-0	---
<b>Wearing White</b>		
Wearing White	0-0	---
Wearing Grey	0-0	---
Wearing Navy	0-1	---

## THE LAST TIME...

### >>A UNF PLAYER

SCORED 20 POINTS:	22 - JT Escobar at FGCU (3/1/18)
SCORED 30 POINTS:	31 - Noah Horchler at USC Upstate (1/20/18)
SCORED 40 POINTS:	46 - Parker Smith vs Mercer (2/20/12)
COLLECTED 10 REBS:	12 - Noah Horchler at Dayton (11/7/18)
COLLECTED 20 REBS:	20 - Chris Sneed vs Edward Waters (1/18/93)
HAD DOUBLE/DOUBLE	19 pts/12 rebs - Noah Horchler at Dayton (11/7/18)
HAD 10 ASSISTS:	18 - Ivan Gandia-Rosa vs USC Upstate (2/15/18)
HAD 5 STEALS:	6 - Osborn Blount vs FGCU (1/24/18)
BLOCKED 5 SHOTS:	5 - Romelo Banks at Stetson (1/28/17)

### >>NORTH FLORIDA

SCORED 100 POINTS:	109 at USC Upstate (2/15/18)
WON BY 30+:	+34 vs Florida National (104-70), 1/2/18
WON BY 40+:	+46, (112-66) vs Florida National (11/22/16)
WON BY 50+:	+50, vs Green Mountain (102-52), 12/20/03
COLLECTED 50+ REBS:	54 vs Florida National (1/2/18)
HAD 20+ ASSISTS:	24 vs USC Upstate (2/15/18)
HAD 15+ STEALS:	15 vs Mercer (1/10/08)
HAD 10+ BLOCKS:	10 at Lipscomb (2/10/18)
FORCED 25+ TURNOVERS:	27 by Charleston Southern (11/23/07)
PLAYED OVERTIME:	11/29/17 vs Eastern Michigan — W, 84-81
HAD TWO 20-PT SCORERS:	vs FGCU (1/24/18)
	JT Escobar (28)   Garrett Sams (20)

### >>AN OPPONENT PLAYER

SCORED 20 POINTS:	26 - Jace Hogan, Jacksonville (2/22/18)
SCORED 30 POINTS:	39 - Rob Marberry, Lipscomb (2/10/18)
SCORED 40 POINTS:	43- Ben Simmons, LSU (12/2/15)
COLLECTED 10 REBS:	10 - Trey Landers & Obi Tobbin, Dayton (11/7/18)
COLLECTED 15 REBS:	15 - James Thompson IV, Eastern Michigan (11/29/17)
HAD DOUBLE/DOUBLE	18P/10R - Obi Tobbin   15P/10R - Trey Landers , Dayton (11/7/18)
HAD 10 ASSISTS:	16 - Devin Harris, Jacksonville (2/22/18)
HAD 5 STEALS:	6 - Tim Bond, Eastern Michigan (11/29/17)
BLOCKED 5 SHOTS:	5 - Moses Kingsley, Arkansas (12/22/15)

### >>A UNF OPPONENT

SCORED 100 POINTS:	100, USC Upstate (2/15/18)
WON BY 30+:	+33, FGCU (103-70), 1/29/18
WON BY 40+:	+40, Florida (108-68), 11/16/17
WON BY 50+:	+52, LSU (104-52), 12/22/17
COLLECTED 50+ REBS:	50, Lipscomb (1/11/18)
HAD 20+ ASSISTS:	23, FGCU (3/1/18)
COLLECTED 15+ STEALS:	15, LSU (12/22/17)
HAD 10+ BLOCKS:	10, Michigan State (11/10/17)
FORCED 25+ TURNOVERS:	28, Auburn (11/11/16)
HAD TWO 20-PT SCORERS:	NJIT (2/17/18)
	Anthony Tarke (20)   Abdul Lewis (20)

# 2018-19 MISCELLANEOUS STATS | STREAKS

## TIMES LED UNF IN SCORING

<i>Includes times co-led</i>	Season	Career
Noah Horchler	1	6
Ivan Gandia-Rosa	0	9
Trip Day	0	6
Garrett Sams	0	5
JT Escobar	0	5
Wajid Aminu	0	4

## TIMES LED UNF IN REBOUNDING

<i>Includes times co-led</i>	Season	Career
Noah Horchler	1	24
Wajid Aminu	0	19
Trip Day	0	4
Garrett Sams	0	4
Emmanuel Lambright	0	1

## TIMES LED UNF IN ASSISTS

<i>Includes times co-led</i>	Season	Career
Ivan Gandia-Rosa	1	33
Noah Horchler	0	3
Wajid Aminu	0	3
JT Escobar	0	2
Trip Day	0	1
Ryan Burkhardt	0	1
Garrett Sams	0	2

## DOUBLE-FIGURE SCORING GAMES

	Season	Career
Noah Horchler	1	24
Garrett Sams	1	39
JT Escobar	1	20
Ivan Gandia-Rosa	0	26
Trip Day	0	22
Wajid Aminu	0	26
Ezekiel Balogun	0	8
Brian Coffey II	0	1
Emmanuel Lambright	0	1

## 20-POINT GAMES

	Season	Career
Ivan Gandia-Rosa	0	5
Garrett Sams	0	6
JT Escobar	0	3
Noah Horchler	0	2
Wajid Aminu	0	3
Trip Day	0	1
Ezekiel Balogun	0	1

## DOUBLE-FIGURE REBOUNDING GAMES

	Season	Career
Noah Horchler	1	15
Wajid Aminu	0	11
Garrett Sams	0	2
Ezekiel Balogun	0	2
Emmanuel Lambright	0	1
Trip Day	0	1

## DOUBLE-FIGURE ASSIST GAMES

	Season	Career
Ivan Gandia-Rosa	0	5

## DOUBLE-DOUBLES

	Season	Career
Noah Horchler	1	13
Wajid Aminu	0	9
Ivan Gandia-Rosa	0	4
Garrett Sams	0	1
Trip Day	0	1
Emmanuel Lambright	0	1
Ezekiel Balogun	0	1

## TEAM STREAKS

Current streak	Lost 2
Home streak	Won 3
Road streak	Lost 2
Neutral streak	Lost 2

## LINEUPS & RECORDS (1)

Gandia-Rosa, Escobar, Sams, Aminu, Horchler	0-1
---	-----

## CONSECUTIVE STARTS

Ivan Gandia-Rosa	34
JT Escobar	34
Garrett Sams	17
Noah Horchler	17
Wajid Aminu	11

## OSPREY'S FIRST SUB

	Season	Career
Trip Day	1	23
Carter Hendricksen	1	1
Emmanuel Lambright	0	6
Noah Horchler	0	2
Brian Coffey II	0	2
Ryan Burkhardt	0	2

## SCORED OSPREY'S FIRST POINT

	Season
Garrett Sams	1

## HOW UNF SCORED FIRST POINT

3-Pointer	1
Layup	0
Dunk	0
Jump Shot	0
Free Throw	0

## CONSECUTIVE GAMES SCORING

Ivan Gandia-Rosa	34
Noah Horchler	34
Trip Day	34
Garrett Sams	17
Wajid Aminu	11
JT Escobar	5
Brian Coffey II	1
Carter Hendricksen	1
Ezekiel Balogun	1

## CONSECUTIVE 10+ POINT GAMES

Garrett Sams	6
JT Escobar	2
Noah Horchler	1

## CONSECUTIVE 20+ POINT GAMES

---	0
-----	---

## CONSECUTIVE GAMES WITH 3PM

JT Escobar	5
Garrett Sams	5
Noah Horchler	1
Brian Coffey II	1
Carter Hendricksen	1

## DUNKS (0)

	Season	Career
Wajid Aminu	0	38
Noah Horchler	0	16
Trip Day	0	4
Garrett Sams	0	3

## CHARGES DRAWN (0)

	Season	Career
Trip Day	0	2
Garrett Sams	0	3
Ivan Gandia-Rosa	0	1

## UNF LARGEST

Lead	+5 (18-13) at Dayton
Deficit	-20 (52-72) at Dayton
Victory Margin	0
Defeat Deficit	-8 (70-78) at Dayton
Halftime Lead	0
Halftime Deficit	-6 (35-41) at Dayton
Deficit in Win	0
Halftime Deficit in Win	0
Lead in Loss	+5 (18-13) at Dayton
Halftime Lead in Loss	0

## BY LOCATION

Stat	Home	Road	Neutral
Record	0-0	0-1	0-0
FG%	0	43.9	0
3PT%	0	38.1	0
FT%	0	85.7	0
3PM/g	0	8.0	0
Opp FG%	0	43.3	0
Opp 3PT%	0	41.7	0
Opp FT%	0	77.8	0
RPG	0	35.0	0
Reb Margin	0	-2.0	0
APG	0	10.0	0
TOPG	0	10.0	0
BPG	0	5.0	0
SPG	0	1.0	0
PPG	0	70.0	0
Opp PPG	0	78.0	0





# MATTHEW DRISCOLL

Head Coach • Slippery Rock '92  
 Career Record: 173-228 (13th year)  
 UNF Record: 147-151 (10th year)

## THE DRISCOLL FILE

### PERSONAL

Birthdate: December 14, 1964  
 Birthplace: Pittsburgh, Pa.  
 Family: Wife, Carrie; sons Chase & Paxton

### EDUCATION

College: Slippery Rock, 1992

### COACHING EXPERIENCE

1988-90 Northgate HS (assistant coach)  
 1990-91 Butler CC (assistant coach)  
 1991-93 Seneca Valley HS (assistant coach)  
 1993-97 **LaRoche College (head coach) 26-77**  
 1997-98 Wyoming (assistant coach) 19-9  
 1998-03 Clemson (assistant coach) 70-84  
 2003 Valparaiso (assistant coach) ---  
 2003-09 Baylor (assistant coach) 81-95  
 2009- **NORTH FLORIDA (head coach) 147-151**

Here's a closer look at UNF under Matthew Driscoll

### Month-By-Month

November ..... 29-37  
 December ..... 26-39  
 January ..... 45-37  
 February ..... 39-28  
 March ..... 9-10

### By Location

Home ..... 81-38  
 Away ..... 51-106  
 Neutral ..... 14-5

## Milestone UNF Wins

1 Savannah State (57-46) 11.18.09  
 25 at Stetson (80-77) 2.24.11  
 50 Lipscomb (84-70) 12.31.13  
 75 vs Liberty (77-57) 11.25.14  
 100 at Hartford (81-60) 11.27.15  
 125 at USC Upstate (73-65) 1.12.17  
 150 3 wins away

### • Wins by ASUN Coach All-Time

Head Coach, Team (Yrs)	Wins
1. Rick Byrd, Belmont (2001-12)	227
6. John Kresse, Coll. of Charleston (1991-98)	163
7. Scott Sanderson, Lipscomb (2003-13)	153
<b>8. Matthew Driscoll, UNF (2009-)</b>	<b>147</b>
9. Tommy Canterbury, Centenary (1978-89)	144
10. Eddie Payne, USC Upstate (2007-17)	134
11. Mike Newell, UALR (1984-90)	133
12. Don Maestri, Troy (1997-05)	132

### • Wins by ASUN Coach Conference Only

Head Coach, Team (Yrs)	Wins
1. Rick Byrd, Belmont (2001-12)	153
7. Cliff Warren, Jacksonville (2005-14)	89
8. Derek Waugh, Stetson (2000-11)	88
<b>9. Matthew Driscoll, UNF (2009-)</b>	<b>83</b>
Mark Slonaker, MER/GSU (85; '97-08)	83
11. Mike Newell, UALR (1984-90)	78
12. Eddie Payne, USC Upstate (2007-17)	75

## AT UNF

\*Named head coach on April 7, 2009  
 \*147-150 (.495) career record in 9 seasons (entering 2018-19)  
 \*83-67 (.553) record in ASUN play  
 \*9-10 (.474) in all postseason games (9-8 in ASUN Tournament)  
 \*ASUN Regular Season Champions (2015 | 2016)  
 \*ASUN Tournament Champions (2015)  
 \*Two National Postseason appearances (2015 NCAA | 2016 NIT)  
 \*Three appearances in ASUN Tournament Championship game (2011 | 2015 | 2017)  
 \*Guided teams to 5 regular season tournament titles  
 \*Coached UNF to victories over Power 5 foes (Purdue in 2014-15 | Illinois in 2015-16)  
 \*Earned Top 20 final ranking in CollegeInsider.com Mid-Major poll (2014-15)  
 \*NCAA Div. 1 National Leader in 3-Pointers Made per Game (2016)  
 \*Coached 8 of program's 13 1,000 Point Scorers  
 \*Teams own every single season program record (except steals)  
 \*His squads have produced 16 of program's 39 triple-digit scoring outputs  
 \*Owns both of program's 20+ win seasons (23 in 2014-15 | 22 in 2015-16)  
 \*Posted .500 or better record in ASUN play in 7 of 9 seasons at the helm including 5 straight  
 \*For the 6th season, Driscoll will serve as a voter for the USA Today/NABC Coaches Top 25 Poll  
 \*Winningest coach in UNF program history

## PLAYER DEVELOPMENT

\*10 ASUN All-Conference honorees  
 \*Three NABC All-District selections  
 \*Two ASUN Players of the Year  
 \*One ASUN Newcomer of the Year  
 \*Two ASUN Freshmen of the Year  
 \*Two ASUN Defensive Players of the Year  
 \*Six ASUN All-Freshmen selections  
 \*Nine ASUN All-Tournament selections  
 \*One ASUN Scholar-Athlete of the Year  
 \*Five ASUN All-Academic honorees  
 \*52 ASUN Academic Honor Roll members  
 \*25 ASUN Players of the Week  
 \*18 ASUN Newcomers of the Week  
 \*11 UNF players have continued careers professionally (4 currently playing)  
 \*Developed two players invited to Portsmouth Invitational Tournament and NBA Summer League  
 \*Graduated 28 players that have completed careers at UNF

## DIVISION I WORKSHEET

Year	School	Overall	Conf.
2009-10	North Florida	13-18	8-12
2010-11	North Florida	15-19	10-10
2011-12	North Florida	16-16	10-8
2012-13	North Florida	13-19	8-10
2013-14	North Florida	16-16	10-8
2014-15	North Florida	23-12	12-2
2015-16	North Florida	22-12	10-4
2016-17	North Florida	15-19	8-6
2017-18	North Florida	14-19	7-7
2018-19	North Florida	0-1	0-0

## DRISCOLL ALL-TIME RECORD vs

Opponent	Record
Alabama	0-4
Arkansas	0-2
UALR	1-0
<b>Auburn</b>	<b>0-2</b>
Austin Peay	1-1
Belmont	1-6
Bethune-Cookman	4-0
Ball State	0-2
CSU Bakersfield	1-1
Campbell	1-3
Canisius	1-0
<b>Charleston Southern</b>	<b>First Meeting</b>
Coastal Georgia	1-0
Colorado State	0-1
Connecticut	0-1
<b>Dayton</b>	<b>0-2</b>
Eastern Michigan	2-0
<b>Edward Waters</b>	<b>7-0</b>
ETSU	2-10
Elon	1-0
<b>Florida</b>	<b>0-5</b>
<b>Florida A&amp;M</b>	<b>5-0</b>
<b>FGCU</b>	<b>9-13</b>
<b>FIU</b>	<b>2-1</b>
<b>Florida National</b>	<b>2-0</b>
<b>Florida State</b>	<b>0-3</b>
Furman	0-1
Georgia Southern	1-0
Hartford	1-0
Illinois	1-0
Illinois State	0-1
Indiana	0-1
Iowa	0-1
<b>Jacksonville</b>	<b>12-9</b>
Jackson State	1-0
Kansas State	0-3
<b>Kennesaw State</b>	<b>15-3</b>
<b>Liberty</b>	<b>1-0</b>
<b>Lipscomb</b>	<b>15-5</b>
Louisville	0-1
LSU	0-3
Marquette	0-1
Maryland	0-1
Memphis	0-1
Mercer	4-6
Miami	0-3
Michigan	0-1
Michigan State	0-2
MTSU	0-1
<b>Minnesota</b>	<b>0-1</b>
Mississippi State	0-1
Missouri	0-2
Mount St. Mary's	0-1
Morgan State	1-0
<b>NJIT</b>	<b>5-2</b>
New Orleans	1-0
<b>North Alabama</b>	<b>First Meeting</b>
North Dakota	1-0
Northern Iowa	0-1
Northern Kentucky	3-3
Northwestern	0-2
Notre Dame	0-1
Ohio State	0-2
Palm Beach Atlantic	3-0
<b>Penn State</b>	<b>First Meeting</b>
Pittsburgh	0-2
Portland	0-1
Prairie View A&M	1-0
Purdue	1-1
Robert Morris	0-1
St. Francis Brooklyn	1-0
Saint Louis	0-1
Savannah State	4-1
South Carolina	0-1
Southern	0-1
<b>Southern Miss</b>	<b>1-0</b>
<b>Stetson</b>	<b>14-5</b>
Syracuse	0-1
Tennessee Tech	0-2
Texas	0-1
Thomas	1-0
Trinity Baptist	3-0
USC Upstate	11-10
UT Rio Grande Valley	1-1
VCU	0-2
Virginia Tech	0-1
Webber International	2-0
Wofford	0-1
<b>Wright State</b>	<b>1-1</b>
Wyoming	1-0



## NORTH FLORIDA Quick Facts

<b>Location</b>	Jacksonville, Fla.
<b>Founded   Opened</b>	1965   1972
<b>Enrollment</b>	16,622
<b>Nickname</b>	Ospreys
<b>Mascot</b>	Ozzie the Osprey
<b>School Colors</b>	Navy Blue & Gray
<b>Conference</b>	ASUN
<b>President</b>	Dr. David Szymanski
<b>Athletic Director</b>	Lee Moon
<b>Athletic Dept. Phone</b>	904-620-2833
<b>Athletic Address</b>	1 UNF Drive Jacksonville, FL 32224
<b>SWA</b>	Donna Kirk
<b>NCAA Faculty Ath. Rep.</b>	Dr. Jennifer Kane
<b>Athletic Tickets</b>	904-620-BIRD (2473)

## MEDIA INFORMATION

### Credential Requests

The North Florida Athletics Communications Office will issue credentials to WORKING press only. All passes will be left at the Will Call table in the back northwest lobby of UNF Arena.

### Practice Coverage

Media are invited to attend UNF basketball practices... Please contact Brian Morgan (904-620-4027) of the Athletic Communications office to obtain weekly practice times and to set-up any and all interviews with players and coaches

### Postgame Interviews

Following a 10-minute cooling off period, Coach Matthew Driscoll and requested players will be made available in the media interview area (Room 1052/53) or interview room/outside locker room on the road... Osprey locker room is closed to the media

### North Florida Website

All information necessary in covering the Ospreys is available at the UNF Athletic website ([www.UNFOspreys.com](http://www.UNFOspreys.com))... Schedules, Rosters, statistics, game recaps, player/coach bios and game notes can all be accessed there.

### Social Media

Fans and media can follow the UNF basketball team via Facebook (North Florida Ospreys)... Twitter: @OspreyMBB, @UNFOspreys & @UNFBBALL

### Visiting Radio

All visiting radio crews MUST request credentials through their school's sports information director. The visiting radio line number varies from game to game. If a crew is in need of more than one phone line, please make arrangements through the North Florida Athletic Communications Office well in advance so necessary arrangements can be made.

# WHO ARE WE... OSPREYS WHAT DO OSPREYS DO... SWOOP

- Athletics began at UNF in 1983 (Men's/Women's Track) | Began playing basketball in 1992-93 and moved to Division I in 2005-06

- Only NCAA school using "Ospreys" (Oz-Preys) as a mascot

- Sponsor 19 varsity sports — Baseball, M/W Basketball, M/W Golf, M/W Soccer, M/W Tennis, Softball, Swimming/Divng, Indoor Volleyball, Sand Volleyball, M/W Cross Country/Track & Field (Indoor/ Outdoor)

- Competed at the NAIA, NCAA Div. II and NCAA Div. I levels... Became full Div. I member in 2009-10

- Member of the ASUN (Atlantic Sun) Conference and the Coastal Collegiate Swimming Association (CCSA)

- Located 10 miles from Jacksonville Beach and 10 miles east of downtown Jacksonville... PGA Headquarters and TPC Sawgrass PLAYERS course located just 10 miles from UNF campus along with the international headquarters for the ATP World Tour, governing body of men's professional tennis

- Annual battle with crosstown rival Jacksonville — River City Rumble — began in 2005-06... Ospreys have claimed the "Old Wooden Barrel" in 5 of the last 7 seasons

- UNF has claimed the ASUN Men's All Sports title in each of last 4 seasons

- North Florida has claimed 41 ASUN Championships in 10 seasons of eligibility. Men's Basketball, Women's XCountry, Men's XCountry, Men's Golf, Women's Golf, Women's Tennis, Men's Tennis, Beach Volleyball, Softball, Baseball and Men's Soccer have all earned titles | In addition, Women's Basketball and Indoor Volleyball have played in the Conference Championship game/match

- North Florida is one of 13 NCAA Division I athletic programs in the state of Florida

- ATHLETIC ALUMS: Todd Haley (former Off . Coordinator for Pittsburgh Steelers & Cleveland Browns) - Golfer (1989-90) | Sara Walsh (Current Fox NFL and former ESPN Broadcaster) - Women's Soccer (1996-99)

YEAR-BY-YEAR				
Year	Overall	Conference	Finish	Coach
1992-93	7-20	—	—	Rich Zvosec
<b>Sunshine State Conference - Division II (47-64 / 4 seasons)</b>				
1993-94	15-13	5-9	T-6th	Rich Zvosec
1994-95	10-17	2-12	8th	Rich Zvosec
1995-96	14-15	6-9	6th	Rich Zvosec
1996-97	8-19	2-12	7th	Rich Zvosec
<b>Peach Belt Conference - Division II (98-123 / 8 seasons)</b>				
1997-98	8-17	4-12	T-5th	Sidney Green
1998-99	12-16	8-8	4th (PBC South)	Sidney Green
1999-00	9-17	4-12	6th (PBC South)	Matt Kilcullen
2000-01	14-13	8-8	T-2nd (PBC South)	Matt Kilcullen
2001-02	13-14	10-9	T-4th (PBC South)	Matt Kilcullen
2002-03	15-14	11-8	T-4th (PBC South)	Matt Kilcullen
2003-04	13-15	5-11	4th (PBC South)	Matt Kilcullen
2004-05	14-17	9-7	4th (PBC South)	Matt Kilcullen
<b>ASUN Conference - Division I (167-247 / 14th season)</b>				
2005-06	6-22	3-17	10th	Matt Kilcullen
2006-07	3-26	1-17	10th	Matt Kilcullen
2007-08	3-26	1-15	12th	Matt Kilcullen
2008-09	8-22	6-14	11th	Matt Kilcullen
2009-10	13-18	8-12	7th	Matthew Driscoll
2010-11	15-19	10-10	6th	Matthew Driscoll
2011-12	16-16	10-8	T-4th	Matthew Driscoll
2012-13	13-19	8-10	T-7th	Matthew Driscoll
2013-14	16-16	10-8	T-4th	Matthew Driscoll
2014-15	23-12	12-2	1st	Matthew Driscoll
2015-16	22-12	10-4	1st	Matthew Driscoll
2016-17	15-19	8-6	3rd	Matthew Driscoll
2017-18	14-19	7-7	T-4th	Matthew Driscoll
2018-19	0-1	0-0	---	Matthew Driscoll
94-130 (.420) ASun				
<b>TOTAL</b>	<b>319-454 (.413)</b>	<b>168-247 (.405)</b>		<b>27 Seasons</b>

**THE STAT CREW SYSTEM**  
**North Florida Combined Team Statistics (as of Nov 08, 2018)**  
**All games**

<b>RECORD:</b>	<b>OVERALL</b>	<b>HOME</b>	<b>AWAY</b>	<b>NEUTRAL</b>
ALL GAMES	0-1	0-1	0-0	0-0
CONFERENCE	0-0	0-0	0-0	0-0
NON-CONFERENCE	0-1	0-1	0-0	0-0

##	Player	gp-gs	min	avg	Total		3-Point		F-Throw		Rebounds				pf	dq	a	to	blk	stl	pts	avg
					fg-fga	fg%	3fg-fga	3fg%	ft-fa	ft%	off	def	tot	avg								
00	HORCHLER, Noah	1-1	31	31.0	7-11	.636	2-4	.500	3-4	.750	2	10	12	12.0	2	0	0	1	1	0	19	19.0
02	AMINU, Wajid	1-1	19	19.0	1-6	.167	0-0	.000	0-0	.000	0	4	4	4.0	2	0	1	0	3	1	2	2.0
03	ESCOBAR, JT	1-1	28	28.0	4-9	.444	1-5	.200	2-2	1.000	0	2	2	2.0	1	0	1	2	0	0	11	11.0
04	BALOGUN, Ezekiel	1-0	14	14.0	1-1	1.000	0-0	.000	0-0	.000	0	2	2	2.0	2	0	1	1	1	0	2	2.0
10	GANDIA-ROSA, Ivan	1-1	30	30.0	3-7	.429	0-1	.000	0-0	.000	0	4	4	4.0	3	0	5	3	0	0	6	6.0
11	SAMS, Garrett	1-1	30	30.0	4-9	.444	2-5	.400	5-6	.833	1	0	1	1.0	1	0	1	1	0	0	15	15.0
12	BURKHARDT, Ryan	1-0	9	9.0	0-1	.000	0-1	.000	0-0	.000	0	0	0	0.0	0	0	0	0	0	0	0	0.0
20	COFFEY II, Brian	1-0	10	10.0	2-2	1.000	2-2	1.000	2-2	1.000	0	1	1	1.0	1	0	1	1	0	0	8	8.0
22	DAY, Trip	1-0	14	14.0	2-7	.286	0-0	.000	0-0	.000	0	3	3	3.0	2	0	0	0	0	0	4	4.0
23	HENDRICKSEN, Carte	1-0	15	15.0	1-4	.250	1-3	.333	0-0	.000	0	3	3	3.0	4	0	0	0	0	0	3	3.0
Team											3	0	3									
Total.....		1	200		25-57	.439	8-21	.381	12-14	.857	6	29	35	35.0	18	0	10	9	5	1	70	70.0
Opponents.....		1	200		26-60	.433	5-12	.417	21-27	.778	10	27	37	37.0	10	0	18	6	1	4	78	78.0

<b>TEAM STATISTICS</b>	<b>UNF</b>	<b>OPP</b>	<b>Date</b>	<b>Opponent</b>	<b>Score</b>	<b>Att.</b>
SCORING	70	78	11/07/18	DAYTON	L 70-78	12522
Points per game	70.0	78.0	* - Conference game			
Scoring margin	-8.0	-				
FIELD GOALS-ATT	25-57	26-60				
Field goal pct	.439	.433				
3 POINT FG-ATT	8-21	5-12				
3-point FG pct	.381	.417				
3-pt FG made per game	8.0	5.0				
FREE THROWS-ATT	12-14	21-27				
Free throw pct	.857	.778				
F-Throws made per game	12.0	21.0				
REBOUNDS	35	37				
Rebounds per game	35.0	37.0				
Rebounding margin	-2.0	-				
ASSISTS	10	18				
Assists per game	10.0	18.0				
TURNOVERS	9	6				
Turnovers per game	9.0	6.0				
Turnover margin	-3.0	-				
Assist/turnover ratio	1.1	3.0				
STEALS	1	4				
Steals per game	1.0	4.0				
BLOCKS	5	1				
Blocks per game	5.0	1.0				
ATTENDANCE	12522	0				
Home games-Avg/Game	1-12522	0-0				
Neutral site-Avg/Game	-	0-0				

<b>Score by Periods</b>	<b>1st</b>	<b>2nd</b>	<b>Totals</b>
North Florida	35	35	70
Opponents	41	37	78

# Official Basketball Box Score -- Game Totals -- Final Statistics

## North Florida vs Dayton

11/07/18 7:00 pm at Dayton Arena | Dayton, Ohio

### North Florida 70 • 0-1

#	Player	f	Total		3-Ptr	Rebounds			PF	TP	A	TO	Blk	Stl	Min
			FG-FGA	FG-FGA	FT-FTA	Off	Def	Tot							
00	HORCHLER, Noah	f	7-11	2-4	3-4	2	10	12	2	19	0	1	1	0	31
02	AMINU, Wajid	f	1-6	0-0	0-0	0	4	4	2	2	1	0	3	1	19
03	ESCOBAR, JT	g	4-9	1-5	2-2	0	2	2	1	11	1	2	0	0	28
10	GANDIA-ROSA, Ivan	g	3-7	0-1	0-0	0	4	4	3	6	5	3	0	0	30
11	SAMS, Garrett	g	4-9	2-5	5-6	1	0	1	1	15	1	1	0	0	30
04	BALOGUN, Ezekiel		1-1	0-0	0-0	0	2	2	2	2	1	1	1	0	14
12	BURKHARDT, Ryan		0-1	0-1	0-0	0	0	0	0	0	0	0	0	0	9
20	COFFEY II, Brian		2-2	2-2	2-2	0	1	1	1	8	1	1	0	0	10
22	DAY, Trip		2-7	0-0	0-0	0	3	3	2	4	0	0	0	0	14
23	HENDRICKSEN, Carter		1-4	1-3	0-0	0	3	3	4	3	0	0	0	0	15
Team						3	0	3							
Totals			25-57	8-21	12-14	6	29	35	18	70	10	9	5	1	200

FG % 1st Half: 13-33 39.4% 2nd half: 12-24 50.0% Game: 25-57 43.9% Deadball Rebounds 1  
 3FG % 1st Half: 6-15 40.0% 2nd half: 2-6 33.3% Game: 8-21 38.1%  
 FT % 1st Half: 3-4 75.0% 2nd half: 9-10 90.0% Game: 12-14 85.7%

### Dayton 78 • 1-0

#	Player	f	Total		3-Ptr	Rebounds			PF	TP	A	TO	Blk	Stl	Min
			FG-FGA	FG-FGA	FT-FTA	Off	Def	Tot							
01	Obi Toppin	f	8-13	0-0	2-2	3	7	10	1	18	2	2	0	0	28
33	Ryan Mikesell	f	3-9	2-3	4-5	2	1	3	2	12	6	2	0	1	35
03	Trey Landers	g	6-11	0-3	3-5	3	7	10	1	15	2	0	1	0	31
04	Jordan Davis	g	4-8	2-2	6-8	0	1	1	1	16	1	0	0	2	32
10	Jalen Crutcher	g	4-13	1-4	0-0	0	7	7	0	9	4	1	0	0	38
31	Jhery Matos		0-2	0-0	3-4	0	2	2	2	3	1	0	0	0	18
35	Dwayne Cohill		1-4	0-0	3-3	1	1	2	3	5	2	0	0	1	18
Team						1	1	2			1				
Totals			26-60	5-12	21-27	10	27	37	10	78	18	6	1	4	200

FG % 1st Half: 15-31 48.4% 2nd half: 11-29 37.9% Game: 26-60 43.3% Deadball Rebounds 1  
 3FG % 1st Half: 3-7 42.9% 2nd half: 2-5 40.0% Game: 5-12 41.7%  
 FT % 1st Half: 8-9 88.9% 2nd half: 13-18 72.2% Game: 21-27 77.8%

Officials: Ted Valentine, Doug Sirmons, Joe Derosa

Technical fouls: North Florida-None. Dayton-None.

Attendance: 12522

Score by periods	1st	2nd	Total
North Florida	35	35	70
Dayton	41	37	78

Points	In Paint	Off T/O	2nd Chance	Fast Break	Bench
UNF	26	9	14	11	17
UD	34	12	13	20	8

Last FG - UNF 2nd-01:41, UD 2nd-08:24.

Largest lead - UNF by 5 1st-12:46, UD by 20 2nd-09:50.

UNF led for 05:31. UD led for 32:03. Game was tied for 02:26.

Score tied - 2 times.

Lead changed - 4 times.