

2018-19 PENN STATE BASKETBALL

GAME
19

at Minnesota
Jan. 19, 2019 | 8:30 p.m. ET
BTN
Minneapolis, Minn.
Williams Arena (14,625)

2018-19 SCHEDULE

Date Opponent (TV) Time/Result

NOVEMBER

CUNCUN CHALLENGE / UNIVERSITY PARK REGIONAL

9 FRI NORTH FLORIDA (BTN+) W, 87-72
12 MON JACKSONVILLE STATE (BTN) W, 76-61

GAVITT TIPOFF SERIES - CHICAGO, ILL.

15 Thu at DePaul (FS1) L, 70-72 (ot)

CANCUN CHALLENGE / CANCUN, MEXICO

20 Tue vs. Wright State (CBSSN) W, 77-59
21 Wed vs. Bradley (CBSSN) L, 56-59

B1G/ACC CHALLENGE

27 TUE #13/12 VIRGINIA TECH (ESPN2) W, 63-62

DECEMBER

1 Sat at #24/RV Maryland* (BTN) L, 59-66
4 TUE INDIANA* (BTN) L, 62-64
8 SAT COLGATE (BTN+) W, 76-65

NAISMITH BASKETBALL HALL OF FAME
BOARDWALK CLASSIC - ATLANTIC CITY, N.J.

15 Sat vs. NC State (ESPNU) L, 78-89
19 Wed at Duquesne (CBSSN) W, 73-67
21 Fri at Alabama (SEC) L, 64-73
29 SAT UMBC (BTN+) W, 74-52

JANUARY

3 Thu at #2/4 Michigan* (ESPN) L, 55-68
6 SUN #22/23 WISCONSIN* (BTN) L, 52-71
10 Thu at Nebraska* ESPN2 L, 64-70
13 SUN #6/5 MICHIGAN STATE* (CBS) L, 56-71
16 WED #23/24 IOWA* (BTN) L, 82-89
19 Sat at Minnesota* (BTN) 8:30 p.m.
26 SAT RUTGERS* (BTN) 4:30 p.m.
31 THU PURDUE* (FS1) 7 p.m.

FEBRUARY

4 Mon at Northwestern* (FS1) 8 p.m.
7 Thu at Ohio State* (ESPN/ESPN2) 7 p.m.
12 TUE MICHIGAN* (BTN) 8:30 p.m.
16 Sat at Purdue* (BTN) 4 p.m.
19 TUE NEBRASKA* (FS1) 7 p.m.
23 Sat at Illinois* (BTN) Noon
27 WED MARYLAND* (BTN) 6:30 p.m.

MARCH

2 Sat at Wisconsin* (BTN) 1 p.m.
6 Wed at Rutgers* (BTN) 7 p.m.
10 SUN ILLINOIS* (FS1) Noon

BIG TEN TOURNAMENT

Wednesday-Sunday, March 13-17, 2019
United Center, Chicago, Ill.

Rankings Associated Press / Coaches

All Times Eastern

HOME GAMES in CAPS | * Big Ten game

MINNESOTA GOLDEN GOPHERS

Coach: Richard Pitino (Providence, 2005)
Iowa Record: 103-82 (6th season)
Career Record: 121-96 (7th season)
2018-19 Record: 13-4, 3-3 Big Ten
2018-19 Leading Scorer
#5 Amir Coffey, Jr., G - 15.9 ppg
2018-19 Leading Rebounder
#35 Jordan Murphy, Sr., F - 11.6 rpg
2018-19 Assists Leader
#11 Isaiah Washington, So., G - 4.0 apg

PENN STATE NITTANY LIONS

Coach: Patrick Chambers (Philadelphia, 1994)
Penn State Record: 120-132 (8th season)
Career Record: 162-160 (10th season)
2018-19 Leading Scorer:
#11 Lamar Stevens, Jr., F - 18.1 ppg
2018-19 Leading Rebounder:
#24 Mike Watkins, R-Jr., F - 8.3 rpg
2018-19 Assists Leader:
#23 Josh Reaves, Sr., G - 3.7 apg

PROBABLE STARTERS (LAST GAME)

#	NAME	POS.	ELG.	PTS	REB	STAT	NOTES
11	Lamar Stevens	F	Jr.	18.1	8.0	71 career 10+pt gms	23rd career 20-plus point game (20) vs. MSU
24	Mike Watkins	F	R-Jr.	8.4	8.3	24th car dbl-dbl vs Iowa	72.7 FG%, 11.4 ppg & 10.8 rpg in last 5 gms
2	Myles Dread	G	Fr.	8.8	3.1	14 pts vs Iowa (4 3FG)	14 starts (most of freshmen); 10.0 ppg last 5 gms
5	Jamari Wheeler	G	So.	2.9	3.1	Car best 7 asst vs Iowa	11 starts in 18-19, 2nd on team in steals w/19
23	Josh Reaves	G	Sr.	10.5	4.6	8.0 apg in last 2 gms	T3 on PSU car steals list (218); T9 car Big Ten

STAT COMPARISON

MINN	STATS	PSU
74.9	Scoring Average	68.0
69.9	Opponent Scoring Average	68.3
44.2	Field-Goal Percentage	41.2
43.7	Opponent Field-Goal Percentage	45.4
5.6	3-Pointers Per Game	7.6
32.0	3-Point Field Goal Percentage	31.0
35.1	Opponent 3-Point Field Goal %	35.4
66.8	Free Throw Percentage	67.5
38.6	Rebounds Per Game	36.6
34.1	Opponent Rebounds Per Game	34.6
15.4	Assists Per Game	13.2
12.9	Turnovers Per Game	13.8
4.4	Steals Per Game	8.0
5.5	Blocks Per Game	3.7

SERIES RECORD

Minnesota snapped Penn State's four-game series win streak on Feb. 25, 2017 in Minneapolis and took a 95-84 overtime win in the BJC Jan. 15, 2018 for its second consecutive win. These two teams will face each other only once in the regular season for the second-straight year.

Meetings from the last 10 seasons are on page 4. The full series list is on page 173 of media guide.

Series streak: Minnesota, W2
Last game: at University Park, Pa.
Minnesota 95, Penn State 84, OT, 1/15/18
Overall series: Minnesota leads 34-14
at Minneapolis: Minnesota leads 19-3
Chambers vs. Iowa: 4-7

BROADCAST INFO

WATCH: BTN
TALENT: Cory Provus (pxp) & Jon Crispin (analyst)
STREAM: BTN2Go.com (provider info required)
LISTEN: Penn State Sports Network
Steve Jones (pxp) & Dick Jerardi (analyst)
Affiliates: GoPSUsports.com/MBBAffiliates1819
Online: GoPSUsports.com/lionvision
Sirius 133 | XM 197 | Internet 957

NITTANY LIONS' RECORD

	Overall	H	A	N	OT
2018-19					
Overall	7-11	5-4	1-5	1-2	0-1
Big Ten	0-7	0-4	0-3	0-0	0-0
November	4-2	3-0	0-1	1-1	0-1
December	3-4	2-1	1-2	0-1	0-0
January	0-5	0-3	0-2	-	0-0

STREAKS:

Overall Last Win: 12/29 vs. UMBC (74-52)
L4 Last Loss: 1/16 vs. #23 Iowa (82-89)
Home Last Win: 12/29 vs. UMBC (74-52)
L3 Last Loss: 1/16 vs. #23 Iowa (82-89)
Away Last Win: 12/19 at Duquesne (73-67)
L3 Last Loss: 1/10 at Nebraska (64-70)
Neutral Last Win: 11/20 vs. Wright State (77-59)
L2 Last Loss: 12/15 vs. NC State (78-89)
B1G Last Win: 2/15 vs. #8 Ohio State (79-56)
L9 Last Loss: 1/13 vs. #6 Mich. State (56-71)

STARTING 5

The Nittany Lions' overall strength of schedule ranks second according to kenpom.com and third as calculated by CBS Sports with a No. 31 rating for the nonconference strength of schedule.

Penn State had 23 assists on 30 field goals (76.6 ratio) vs. Iowa for both its highest total for the season and highest ratio since Dec. 30, 2017 vs. Coppin State (78.6, 22 assists on 28 baskets).

Senior guard Josh Reaves, with 218 career steals, is tied with Titus Ivory for the No. 3 spot on the PSU career steals list and with Ivory and Illinois' Kendall Gill for the Big Ten's No. 9 spot.

Mike Watkins currently ranks in the top 20 in five categories on the NCAA DI active career list: 6th-blocked shots avg., 10th-FG pct., 13th-total blocked shots; 19th-double-doubles; 20th-rebound avg.

Junior forward and Julius Erving Award candidate Lamar Stevens has scored in double figures in all but one game this season, has six double-doubles and eight games with 20 or more points in 2018-19. He has started all 90 games in his career.

#CLIMBWITHUS

GoPSUsports.com



@PennStateMBB

@Coach_Chambers



pennstatebasketball



PennStateMBB

QUICK FACTS

THE UNIVERSITY

Name	The Pennsylvania State University
Location	University Park, Pa. 16802
Founded	1855
Enrollment	46,610 (UP overall)
Nickname / Colors	Nittany Lions / Blue & White
Conference	Big Ten Conference
Division	NCAA Division I
Home Court (capacity):	Bryce Jordan Center (15,261)
President	Dr. Eric J. Barron
Athletic Director	Sandy Barbour
Deputy Athletic Director/Administration/ Sport Administrator	Lynn Holleran
Ticket Office Phone	1-800-NITTANY

BASKETBALL HISTORY

First Year of Basketball:	1897
No. of Seasons	122 (123rd in 2018-19)
All-Time Record	1,469 - 1,178
Big Ten Record	153-332 (26)
Record In BJC	231-140 (23rd Season)
NCAA Tourney Years (Record)	9 (9-11); Last: 2011
NIT Years (Record)	11 (27-9); Last: 2018 Champs
CBI Years (Record)	1 (1-1); Last: 2014

COACHING STAFF

Head Coach	Patrick Chambers
Alma Mater	Philadelphia Univ. '94
Overall Record (seasons)	162-159 (10th)
Penn State Record (seasons)	120-131 (8th)
Basketball Office	814-865-5494
Associate Head Coach	Keith Urgo (Fairfield '02)
Assistant Coach	Jim Ferry (Keene State '90)
Assistant Coach	Kevin Freeman (Connecticut '06)
Director of Operations	Ross Condon (Villanova '07)
Director of Player Development	David Caporaletti (Philadelphia '93)
Director of On-Campus Recruiting	Nicholas Colella
Athletic Trainer	Jonathan Salazer
Strength & Conditioning Coach	Greg Miskinis

2018-19 TEAM

Letterwinners Returning/Lost	10 / 4
Starters Returning/Lost	3 / 2
Newcomers	*6
<i>*includes Izaiah Brockington who will sit out 2018-19 to comply with NCAA transfer rules.</i>	
2018-19	26-13 (H: 17-4; A: 6-7; N: 5-2)
2018 Big Ten Finish	9-9, 16th
2018 Big Ten Tournament	2-1, Semifinals

MBB CONTACTS

Associate Director, Strategic Communications	
MBB Contact:	Rose Pietrzak Carter
E-Mail	rose@psu.edu
Office / Cell	814-863-3163 / 814-441-8438
Twitter:	@PennStateMBB & @GoPSURose
Secondary Contacts	
Nicole Praga	
E-Mail/Cell	npc42@psu.edu / 814-321-3804
Will Rottler	
E-Mail/Cell	wdr13@psu.edu / 814-441-9130
Kevin Stoicovy	
E-Mail/Cell	kjs5540@psu.edu / 814-441-1670
Strategic Communications Office	814-865-1757
Bryce Jordan Center Press Row	814-863-3294
Website	GoPSUsports.com
Address	101 D Bryce Jordan Center, University Park, PA 16802-7101

ESPN

BEST COACHES AT DEVELOPING TALENT

1	JAY WRIGHT
2	LARRY KRSTKOWIAK
3	TOM IZZO
4	FRANK MARTIN
5	ROY WILLIAMS
6	CHRIS HOLTMANN
7	PATRICK CHAMBERS



Last fall, ESPN.com released its list of major collegiate coaches who excel at developing talent with Nittany Lion coach Patrick Chambers ranked in the No. 7 spot. The rankings were compiled from player improvement data from 2010-11 through 2017-18.

AND THE STARTERS ARE...

Penn State has used seven different starting lineups through the first 17 games in the 2018-19 season.

Only senior guard Josh Reaves and junior forward Lamar Stevens have started every game for the Nittany Lions this year.

Season	Thru 18	Total
2018-19	7	
2017-18	5	8
2016-17	5	6
2015-16	4	7
2014-15	3	8
2013-14	2	6
2012-13 *	4	6
2011-12	6	14

*Tim Frazier (senior) suffered season-ending injury in 4th game

STRENGTH OF SCHEDULE

According to kenpom.com, Penn State's strength of schedule ranking is No. 2 in the nation and CBS Sports has the Nittany Lions with the third-toughest slate. In the most recent NCAA NET rankings (1/18/2019), Penn State has played eight opponents with NET scores in the top 30 with upcoming Big Ten foe Purdue at 17 in NET and 15th in kenpom.

Opponent	NET	KenPom
#2 Michigan	2	6
#6 Michigan State	5	3
#9 Virginia Tech	9	7
Nebraska	14	12
Purdue	17	15
#19 Maryland	21	20
Wisconsin	22	17
#23 Iowa	24	31
#25 Indiana	30	33
#17 NC State	31	32

ON THE DEFENSIVE

So far in 2018-19, the Nittany Lions have kept 15 of their 18 opponents below their scoring averages (entering the game), including holding nine-teams below their average by double digits. Two teams were held 20 points below their scoring averages.

Opponent	TO	PPG Avg.	Pts vs. PSU
Jacksonville St.	16	72.0	61
DePaul-OT	16	85.5	72
Wright St.	15	80.8	59
Bradley	12	71.5	59
#13 Va Tech	15	82.4	62
#24 Maryland	17	82.9	66
Indiana	16	80.4	64
Colgate	14	74.1	65
Duquesne	19	75.1	67
Alabama	12	76.6	73
UMBC	11	70.2	52
#2 Michigan	10	73.2	68
#22 Wisconsin	7	74.4	71
Nebraska	8	79.9	70
#6 Michigan State	17	86.4	71

THE NUMBERS GAME

With 120 victories in his eighth year at Penn State, coach Patrick Chambers stands sixth on the list for total wins by a PSU men's basketball coach.

Coach	Wins	Seasons
1. John Egli	187	14
2. Bruce Parkhill	181	12
3. John Lawther	150	13
4. Burke Hermann	148	15
5. John Bach	122	10
6. Patrick Chambers	120	8th

2018-19 RECORD WHEN...

At home	5-4
On road	1-5
Neutral	1-2
vs. Top-25 teams	1-5
Leading at the half	5-3
Trailing at the half	2-8
Tied at the half	
Lead w/ 5:00 to play	6-0
Trail w/ 5:00 to play	1-11
Tied w/ 5:00 to play	
In overtime(s)	0-1
Wearing white	5-3
Wearing gray	1-2
Wearing blue	0-6
Wearing pink and black	1-0
Game decided by 1-5 pts	1-3
Game decided by 6-10 pts	1-4
Game decided 11-15 pts	3-3
Game decided by 16+ pts	2-1
PSU scores < 60 points	0-5
PSU scores 60-69 pts	1-3
PSU scores 70-79 pts	5-2
PSU scores 80-89 pts	1-1
PSU scores 90+ pts	
PSU scores 100+ pts	
Opp. scores < 60 pts	2-1
Opp. scores 60-69 pts	4-3
Opp. scores 70-79 pts	1-5
Opp. scores 80-89 pts	0-2
Opp. scores 90-99 pts	
Opp. scores 100+ pts	
1 PSU player scores 10+	0-1
2 PSU players score 10+	1-2
3 PSU players score 10+	4-4
4 PSU players score 10+	2-4
5 PSU players score 10+	
6 PSU players score 10+	
PSU outrebounds opp.	6-5
Opp. outrebounds PSU	1-6
Rebounds are equal	
PSU has more turnovers	3-3
Opp. has more turnovers	3-5
Turnovers are equal	1-3
FG% over 40%	7-3
FG% less than 40%	0-8
Opp. FG% over 40%	3-11
Opp. FG% less than 40%	4-0
PSU outshoots opp.	5-0
Opp. outshoots PSU	2-11
In November	4-2
In December	3-4
In January	0-5
In February	
In March	
On Sunday	0-2
On Monday	1-0
On Tuesday	2-1
On Wednesday	1-2
On Thursday	0-3
On Friday	1-1
On Saturday	2-2

LAST TIME - NO. 23 IOWA CLAIMS WIN IN FINAL MINUTES

In a down-to-the-wire game, No. 23 Iowa tied the contest at 82 with 2:02 remaining and won the game with a critical 3-point basket and four free throws for an 89-82 final. Josh Reaves and Rasir Bolton scored 16 points each to lead Penn State and Mike Watkins recorded his 24th career double-double with 11 points and rebounds.

Iowa took a seven point-lead 79-72 with 4:18 left in the game, but back-to-back 3-pointers by Reaves and a layup by Lamar Stevens put Penn State up 80-79 a little over a minute later. A free throw by Iowa's Connor McCaffery would tie the game and Luke Garza's trip to the line put Iowa up by one, 83-82, with 1:36 left in the game.

The second half see-sawed back and forth as the two teams exchanged leads seven times in the period with four ties. Penn State expanded its lead to eight, but a Jordan Bohannon triple and layups by Garza and Ryan Kreiner brought it back within a single point, 72-71, Penn State. McCaffery's layup gave Iowa its largest lead of the second half before the Nittany Lions battled back to an even score 82-82.

Penn State took a five-point advantage, 45-40, at halftime and shot 50 percent from the field (18-36). Myles Dread helped the Nittany Lions to a quick start with three 3-pointers in 80 seconds as Penn State took an 8-0 and then 11-3 lead. Iowa tied the game at 20 midway through the first half and used three-straight 3-pointers to take a 29-20 advantage.

The Nittany Lions used a 11-4 run over the next two-and-half minutes to pull within two, 33-31 and then again at 35-37. Penn State's 10-3 run end the period sparked with a three-point play by Watkins and then seven-straight points from Bolton.

Garza finished the night with 22 points and 12 rebounds, topping the Hawkeyes' columns in both categories. Bohannon had 19 points with three of his five 3-pointers coming in the second half and six assists. Iowa had five players with double figures.

STEVENS NAMED TO ERVING WATCH LIST

Penn State junior Lamar Stevens was named to the watch list for the Julius Erving Small Forward of the Year Award as announced in October by the Naismith Memorial Basketball Hall of Fame. Stevens, from North Wales, Pa., is one of the 20 student-athletes selected for the watch list for the 2019 award.

Named after Class of 1993 Hall of Famer and 16-year professional basketball player Julius Erving, the annual honor in its fifth year recognizes the top small forwards in Division I men's college basketball. A national committee comprised of top college basketball personnel determined the watch list of 20 candidates.

Stevens was voted the Most Outstanding Player of the 2018 National Invitation Tournament as he helped lead Penn State to its second NIT title this past March. He scored a game-high 28 points in the championship game and with that total, eclipsed the 1,000 career point mark, becoming only the second Penn State sophomore to achieve that milestone. An All-Big Ten Conference honorable mention, Stevens recorded double figures in 33 games in 2017-18 and with 10 games of 20 points or more, including two 30-point games.



BY THE NUMBERS

2

Penn State's overall strength of schedule ranks second, according to kenpom.com, and third as calculated by CBS Sports. The nonconference strength of schedule is ranked 31st.

2.85

Team GPA for fall 2018 semester, highest single-semester GPA by the Nittany Lions in the Chambers era.

3

Millions of dollars raised (net) by Coaches vs. Cancer-Penn State since the organization was launched in 1995.

8.0

Over the last two games, Josh Reaves' is averaging eight steals per contest, 13.5 points and 4.5 steals per game.

10

Ten of Mike Watkins' 24 career double-doubles have occurred in the month of January.

12

3-point field goals vs. Iowa, most in a single game this season.

23

Season-best 23 assists total vs. Iowa, most in a regulation game since March 5, 2017 (at Iowa), with a 76.7 assist-to-field goal ratio.

NITTANY LIONS ADD VERSATILITY IN CLASS OF 2019

Coach Patrick Chambers and the Penn State Men's Basketball program welcomed new four new Nittany Lions to the family – all forwards – on national signing day, Nov. 14, when they signed their National Letters of Intent to enroll at Penn State and play for the Nittany Lions.

Patrick Kelly | 6-8 | F
Lynchburg, Va. | IMG Academy

Seth Lundy | 6-6 | F
Paulsboro, N.J. | Roman Catholic

Justin McKoy | 6-8 | F
Raleigh, N.C. | Panther Creek

Abdou Tsimbila | 6-8 | F
Yaoundé, Cameroon | St. Maria Goretti

Full press release is available here:
gopsu.info/MBBClassof2019.



TREY-MENDOUS

Since 2011-12, Penn State has had 67 games, including five so far in 2018-19 (Jacksonville State, DePaul, Colgate, UMBC & Iowa), with nine or more 3-point field goals. The Nittany Lions had 12, the top total for this season, vs. No. 23 Iowa Wednesday.

Three of the top four single-game totals in the Chambers' era occurred in 2017-18: Coppin State (14), Northwestern (BTT-13, Penn State BTT record) and at Iowa (12).

DOUBLE-DOUBLES SAME GAME

Mike Watkins and Lamar Stevens recorded double-doubles in the same game for the second time this season and third time in their careers. Dating back to the 1976-77 season, Penn State now has 31 games in which at least two players have registered double-doubles.

PERFECT NONCONFERENCE HOME RECORD

Penn State posted a perfect 5-0 record against nonconference opponents at home in 2018-19. That record includes a 63-62 win over then-No. 13 Virginia Tech, the Hokies' first loss, only non-conference loss and one of two losses (Virginia, 1/15/2019)

TEN-DING TO DOUBLE DIGITS

Over the last 10 seasons only two Penn State freshmen scored in double digits in 10 of the first 13 games of the season: Rasir Bolton and former Nittany Lion guard Tony Carr (2016-17).

Individual	Season	Games	Avg.
Rasir Bolton	2018-19	10	14.2
Tony Carr	2016-17	10	11.3
Lamar Stevens	2016-17	9	12.5
Shep Garner	2014-15	8	9.7
Mike Watkins	2016-17	7	10.5
Brandon Taylor	2012-13	5	7.4
Ross Travis	2011-12	3	5.1
Tim Frazier	2009-10	3	7.6

REAVES' PASSING ATTACK

Senior guard Josh Reaves has proved himself to be quite the passer. He recorded a career-best nine assists vs. No. 6 Michigan State is averaging 8.0 over the last two games. He had eight at DePaul earlier this year. Reaves leads PSU with 67 total (3.7 apg) this season.

With 283 career assists, Reaves stands 17th on Penn State's career list behind Brandon Watkins (1999-2003) at No. 16 with 287. Reaves had 107 assists in 2017-18, second to Tony Carr's 186.

GETTING DEFENSIVE

In preseason previews of the 2018-19 Big Ten Conference field and individual honors, senior guard Josh Reaves rises to the top as the pick for the league's top defensive player. Athlon Sports' superlatives tab Reaves and Lindy's also picked the league's two-time steals leader as its top defender.

REAVES, PRINCE OF THIEVES

With four steals against Iowa and 218 for his career, Reaves tied former Nittany Lion Titus Ivory for the No. 3 spot on PSU's career list and No. 9 on the Big Ten Conference career list with Ivory and Illinois' Kendall Gill.

Senior Josh Reaves moved up to fifth individually in the NCAA active career rankings for total steals (218) and ranks ninth for steals per game (2.06).

In addition to moving up on the Penn State and NCAA career charts, Reaves already owns a spot on the single-season list with his 73 total (t-8th) in 2017-18.

PENN STATE CAREER STEALS

TOT	SPG	
1. 252	3.5	Ron Brown, 1972-74
2. 239	1.9	Monroe Brown, 1989-92
3. 218	2.1	Josh Reaves, 2015-present
	1.7	Titus Ivory, 1998-2001
5. 196	1.7	Tim Frazier, 2010-14

FIRST 5 / LAST 5

Working his way back into full game condition, Mike Watkins has made significant improvements from his first five games (games 6-10) played this season to his most recent last five games (games 14-18).

In the statistics for the last five games, Watkins is averaging a double-double with 11.4 points and 10.8 rebounds per game.

	FG%	PPG	RPG	BPG	MPG
13 games	60.3	8.4	8.3	1.5	20.7
Last 5	72.7	11.4	10.8	2.2	25.6
First 5	53.8	7.2	6.0	1.2	18.2

SERIES VS. GOLDEN GOPHERS

LAST 10 SEASONS VS. MINNESOTA

Date	Location	PS Pts	UM Pts	Result
1/11/2009	A	59	79	L
2/14/2009	H	68	63	W
12/29/2009	A	70	75	L
2/6/2010	H	64	66	L
3/11/2010	N	55	76	L-BTT
2/17/2011	H	66	63	W
3/6/2011	A	66	63	W
1/15/2012	H	66	80	L
3/2/2013	A	44	73	L
1/8/2014	H	65	68	L
3/9/2014	A	63	81	L
3/13/2014	N	56	63	L-BTT
1/28/2015	H	63	58	W
3/8/2015	A	79	76	W
1/5/2016	H	86	77	W
1/14/2017	H	52	50	W
2/25/2017	A	71	81	L
1/15/2018	H	84	95	L-OT

Series streak: Minnesota, W2

Last game: at University Park, Pa.

Minnesota 95, Penn State 84, 1/15/18

Overall series: Minnesota leads 34-14

at Minneapolis: Minnesota leads 19-3

Chambers vs. Iowa: 4-7

BIG TEN OPPONENTS

	All B1G Games	BTT	Overall
Illinois	14-28	0-3	17-28
Indiana	11-37	2-2	11-39
Iowa	16-28	1-1	17-30
Maryland	2-5	--	10-14
Michigan	11-34	2-1	12-35
Michigan State	8-35	2-1	8-39
Minnesota	14-32	0-3	14-34
Nebraska	7-8	2-0	9-9
Northwestern	30-18	2-2	31-19
Ohio State	15-34	2-4	18-37
Purdue	11-35	0-3	12-37
Rutgers	4-2	--	41-31
Wisconsin	10-37	1-1	10-37
	153-333	14-21	210-389

BACK IN ACTION

Mike Watkins returned to competition against No. 13 Virginia Tech Nov. 27, collecting seven rebounds and adding three steals, two blocked shots and an assist to his stat line.

The Philadelphia native registered his first double-double of the 2018-19 season in his fourth game back on the floor with 18 points and 16 rebounds against Colgate. Three of his four double-doubles this season have come vs. Big Ten competition this month.

Watkins, a redshirt junior, currently ranks in the top 20 in five NCAA categories on the D-I active career list.

WATKINS TOP-20 NCAA ACTIVE CAREER STATS

STAT	RANKING	VALUE
Blocked Shot Average	6	2.37
Field Goal Percentage	10	63.2
Total Blocked Shots	13	178
Double-Doubles	19	24
Rebound Average	20	8.4

COUNTING 500 & MORE

Mike Watkins became only the second sophomore in Penn State basketball history to achieve 500 career rebounds, and in the Purdue game (2/18/18), tied Nittany Lion great Jesse Arnelle with 525 rebounds.

Arnelle, who played both football and basketball for Penn State, still holds the PSU career record for rebounds with 1,238.

SOPHOMORE 2-YEAR CAREER REBOUND TOTALS

TOT	SO.	FR.	Nittany Lion, Seasons
1.	525	^271	254 Jesse Arnelle, 1951-52*, 52-53
	525	258	#267 Mike Watkins, 2016-18

*NCAA granted eligibility to freshmen during Korean War with permanent eligibility granted beginning with the 1972-73 season.

^Sophomore record for rebounds #Freshman record for rebounds

STAYING ON TOP

Mike Watkins not only set the Penn State freshman mark for rebounds, he also claimed the top spot for career field goal percentage at 59.0 percent following his rookie campaign. After going 4-5 at Nebraska, Watkins is currently at a 63.2 career field goal percentage, good for 10th on the NCAA active career list.

PENN STATE CAREER FG PERCENTAGE

PCT	FGM	FGA	
1.	63.2	318	501 Mike Watkins, 2016-pres.
2.	58.3	539	924 Jarrett Stephens, 1996-00
3.	54.6	301	551 Andrew Jones, 2008-11
4.	54.2	162	299 Sasa Borovnjak, 2009-13
5.	53.9	489	907 Ed Fogell, 1986-90

ANOTHER TOP SPOT

Watkins' 2017-18 season field goal percentage of 68.5 (146-213) also gave him the top spot on the Nittany Lions' season percentage chart. His rookie year percentage of 59.0 ranks seventh.

After missing the remainder of 2017-18 with a knee injury, Watkins was just shy of the NCAA games played requirement of 75 percent (74.3%) to qualify for final season statistical rankings.

However, he was the Big Ten stat champion for his 70.0 percent field goal percentage in league games and his 68.5 single-season mark qualified with a minimum 125 made field goals for No. 2 on the Big Ten's all-time individual top 10.

Watkins will need to play in 15 of 20 games to reach the 75 percent requirement to be ranked in any single-season categories for the NCAA and Big Ten. A minimum of 200 attempts is required to be included on the Penn State single-season list.

PENN STATE SEASON FG PERCENTAGE

PCT	FGM	FGA	
1.	68.5	146	213 Mike Watkins, 2018
2.	64.0	165	258 Jarrett Stephens, 1998
6.	60.1	131	218 Frank Brickowski, 1981
7.	59.0	128	217 Mike Watkins, 2017

HAUL THEM IN

With his 14 rebounds, part of his 23rd career double-double at Nebraska, Mike Watkins moved into Penn State's top 20 for career rebounding. He became only the 21st Nittany Lion with 600 career boards. He currently has 633 career boards for 16th on the PSU career chart.

PENN STATE CAREER REBOUNDS

REBOUNDS	
1.	1,238 Jesse Arnelle, 1951-55
2.	912 Mike Lang, 1979-83
3.	816 Ross Travis, 2011-15
15.	646 Brandon Taylor, 2012-16
16.	633 Mike Watkins, 2016-present

6 FOR 8,782

During coach Patrick Chambers tenure at Penn State, six Nittany Lions have added their names to the 1,000-point career scoring list for a current total of 8,782 points. Three Nittany Lions finished their careers in the top 10: Tim Frazier (1,543), Shep Garner (1,629) and D.J. Newbill (1,812).

In 2017-18, Tony Carr (1,161) and Lamar Stevens became the first- and second-ever Penn State men's basketball sophomores to reach the milestone. Stevens has moved to No. 14 on the all-time scoring list with 1,348 career points and senior guard Josh Reaves currently stands at 929 points.

SHOOTERS GONNA SHOOT

There are now 15 entries for the No. 3 spot on Penn State's single-game chart for 3-point field goals after freshman Rasir Bolton had seven treys against Colgate on Dec. 8.

Bolton is one of only two freshmen, Talor Battle the other, who had seven 3-point baskets in a single game. Battle is the only one to have seven treys in at least one game in each of his four seasons while Bolton is the youngest Nittany Lion on the list by three months and three days.

Made	Nittany Lion	Year	Date
1	9	Pete Lisicky	Sophomore 12/9/95
2	8	Shep Garner	Sophomore 12/2/15
t-3	7	Rasir Bolton	Freshman 12/8/18
	7	Billy Oliver	Junior 1/5/12
	7	Talor Battle	Senior 2/20/11
	7	Talor Battle	Senior 2/17/11
	7	Talor Battle	Junior 2/13/10
	7	Talor Battle	Sophomore 12/31/08
	7	Talor Battle	Freshman 3/1/08
	7	Mike Walker	Junior 3/8/07
	7	Sharif Chambliss	Junior 12/1/02
	7	Joe Crispin	Senior 12/6/00
	7	Joe Crispin	Senior 11/25/00
	7	Joe Crispin	Sophomore 2/27/99
	7	Pete Lisicky	Sophomore 1/27/96
	7	Pete Lisicky	Sophomore 2/28/96
	7	Tom Hovasse	Senior 1/12/89

20-POINT TANDEM

Lamar Stevens and Rasir Bolton became the latest 20-point tandem for the Nittany Lions with 25 points each vs. Jacksonville State Nov. 12.

Lamar Stevens has been involved in seven of the eight tandem games, paired in five with Tony Carr and one each with Rasir Bolton and Mike Watkins.

2018-19 (1)

Date	Opp	Pts.	Nittany Lions
11/12	Jacksonville St.	25	Lamar Stevens
		25	Rasir Bolton

2017-18 (5)

Date	Opp	Pts.	Nittany Lions
3/20/18	Marquette-NIT	30	Lamar Stevens
		25	Tony Carr
1/15/18	Minnesota (ot)	33	Tony Carr
		20	Mike Watkins
1/12/18	Nebraska (ot)	26	Lamar Stevens
		20	Mike Watkins
1/9/18	at Indiana	28	Tony Carr
		20	Lamar Stevens
11/21/17	vs. Texas A&M	31	Tony Carr
		25	Lamar Stevens

2016-17 (2)

Date	Opp	Pts.	Nittany Lions
2/1/17	at Indiana (3ot)	26	Lamar Stevens
		24	Tony Carr
11/13/16	Duquesne	24	Lamar Stevens
		20	Tony Carr


When Stevens and Tony Carr recorded their 20-plus points in the game against Duquesne (11/13/16), it marked the first time since March 15, 1989 that two Penn State freshmen posted 20 or more points in the same game (Freddie Barnes-24 & Monroe Brown-32 vs. Murray State in the opening round of the NIT).

NCAA / Big Ten Statistical Rankings top 100 // games through 1-16-2019

TEAM	NCAA Rank	BT Rank
Total Steals	136	47
Offensive Rebounds Per Game	12.00	60
Total Rebounds	658	70
Steals Per Game	7.6	77
3-Pt. Field Goal Attempts	419	94
Scoring Defense	68.3	100

INDIVIDUAL	NCAA	BT
Total Steals		
Josh Reaves	48	7
Steals Per Game		
Josh Reaves	2.67	7
Total Field Goals Attempts		
Lamar Stevens	305	8
Total Minutes		
Lamar Stevens	644:47	19
Free Throw Percentage		
Rasir Bolton	89.7	19
Total Field Goals Made		
Lamar Stevens	126	31
Minutes Per Game		
Lamar Stevens	35:49	41
Double Doubles		
Lamar Stevens	6	42
Defensive Rebounds Per Game		
Lamar Stevens	6.33	56
Total Points		
Lamar Stevens	325	60
Total Rebounds		
Lamar Stevens	144	62
Points Per Game		
Lamar Stevens	18.1	95

FACILITY RENOVATION PROJECT APPROVED



With efforts spearheaded by Penn State's current fundraising campaign, *A Greater Penn State for 21st Century Excellence*, the building or renovation of several physical facilities has been prioritized to help Nittany Lion student-athletes reach their full potential.

Athletics leadership approved a project to renovate the men's basketball locker room, strength and conditioning center and athletic training room.

"The renovation project helps us climb to the next level," said Nittany Lion coach Patrick Chambers. "It helps us show our student-athletes, recruits, alumni and fans of the program that we are committed to getting this program to the top of the Big Ten Conference."

Visit nittanylionclub.com for additional information about athletics facilities projects.



POINTS RISING

Just one of the indicators of Penn State's increase in its offensive output was the setting of the program's record for points scored overall (2,833) and in the Big Ten (1,297) in 2017-18, with the Nittany Lions' breaking their own league scoring record from a year ago.

The 2017-18 points per game average of 74.7 was the highest since the 2000-01 season, highest under Chambers, and a 12.9-point difference from Chambers' first season in 2011-12.

	Season Record	FG%	Season Avg.
2017-18	26-13	46.1	74.7
2016-17	15-18	41.4	71.7
2015-16	16-16	40.7	65.8
2014-15	18-16	42.0	66.9
2013-14	16-18	42.8	70.9
2012-13	10-21	39.5	61.6
2011-12	12-20	39.3	61.8

NEW FACES

Six newcomers joined the Nittany Lions for the 2018-19 season with four freshmen: guards Rasir Bolton, Myles Dread, Myreon Jones and Daniil Kasatkin and two transfers in guards Izaiah Brockington (St. Bonaventure) and Kyle McCloskey (Villanova-FB). McCloskey became eligible to play as of Dec. 15, 2018 and will have four years to play basketball and Brockington will have three years of eligibility.

NEW PLACES

Penn State guard and alumnus Tim Frazier (2009-14) recently signed a contract to join the NBA's New Orleans Pelicans. Shep Garner (2014-18) inked a deal with the Grand Rapids Drive of the G League during the fall while Donovan Jack (2012-16) signed with KD Hopsi Polzela in Slovenia. In June 2018, D.J. Newbill (2012-15) agreed to a new contract to play for NBL's Cairns Taipans.

Tony Carr, drafted by the New Orleans Pelicans in June 2018, is currently playing for Fiat Torino in the Italian Lega Basket Serie A. Brandon Taylor tipped off the 2018-19 season with his new team, Salon Vilpas, in Finland's Korisliiga.

20 FOR THE BIG TEN

The Big Ten Conference announced in October 2017 that the league's 14 men's basketball programs would move to a 20-game schedule beginning in 2018-19. The Big Ten is the first conference to play 20 conference games in the history of Division I basketball with each team playing seven opponents twice and six teams once (three home, three away) in a given season.

2018-19 PENN STATE BIG SCHEDULE

Double Play	Single Play
Illinois	Indiana (H)
Maryland	Iowa (H)
Michigan	Michigan State (H)
Nebraska	Minnesota (A)
Purdue	Northwestern (A)
Rutgers	Ohio State (A)
Wisconsin	

THE WINS

Penn State has achieved 15 or more wins in five straight years – a first for the Nittany Lion program. Prior to the 2013-17* seasons under Chambers, the Nittany Lions had not previously reached at least 15 wins in four consecutive seasons since joining the Big Ten.

The Lions had at least eight regular-season, non-conference wins in each of Chambers' seven seasons with 10 in 2017-18.

Season	Overall Wins
2017-18	26
2016-17	15
2015-16	16
2014-15	18
2013-14	16

*Prior to 2013-17, last time Penn State had 15 or more wins in four-straight seasons was 1988-89 through 1991-1992.

BIG WINS

With the February 3, 2018 Big Ten victory over Iowa, the 2017-18 Nittany Lions made another impact on Penn State's Big Ten basketball history. The sixth league win for coach Patrick Chambers gave the Nittany Lions a third consecutive season with six or more Big Ten wins, accomplished only once before in 1993-94, 1994-95 and 1995-96.

Current Streak with 6+ B1G Wins	Season	No.
2017-18	2017-18	9
2016-17	2016-17	6
2015-16	2015-16	7

FIRST 20-WIN SEASON SINCE 2008-09

Coach Chambers and the Nittany Lions posted the first 20-win season since 2008-09 and Penn State's 10th season with 20 or more wins, fifth in its Big Ten era. The 26-win total is the second-highest all-time.

AH-MAZING MARCH

March was amazing for the Nittany Lions as they won seven games during the month, tied for the most by a Penn State team. The 2017-18 squad also posted the highest-ever win percentage in conference and postseason games in March 2018, at 87.5 percent (7-1 record).

TOP HALF

Penn State finished in a tie for sixth in the 2017-18 Big Ten standings, earning the No. 7 seed in the 2018 Big Ten Tournament. The sixth-place finish was only the third time in history the Nittany Lions have finished in the top half of the standings and sixth time finishing above .500 at 9-9.

The No. 7 seed is highest achieved in Chambers' tenure and is tied for second-highest since the Big Ten Tournament started in 1998 (#6 – 2009, 2011, #7 - 1998, 2008).

BIG BYE

Penn State earned a bye in the first round for only the second time in the 20-year tournament history, its first in 2016.

LUCKY 7

Penn State became the first No. 7 seed to advance to the Big Ten Tournament semifinals since 2011 (Michigan State). It was the Nittany Lions' fourth trip to the semifinals since the inception of the tournament in 1998 and second under Chambers.

POWER RANKINGS

At the end of the 2017-18 season, Penn State had climbed to its highest rankings of the season in kenpom.com (19), the ESPN Basketball Power Index (20) and Sagarin (27).

NATIONAL NOTICE

Penn State earned 19 votes in the final USA Today Coaches Top 25 poll, fifth among the other teams receiving votes. It was the first time since the 2008-09 season the Nittany Lions had been recognized. In the February 19 Associated Press poll, Penn State received six votes, the first time the program had received votes since December 29, 2014, and the most votes received since a total of 14 on January 31, 2011.

TOP HALF

Penn State finished in a tie for sixth in the 2017-18 Big Ten standings, earning the No. 7 seed in the 2018 Big Ten Tournament. The sixth-place finish is only the third time in history the Nittany Lions finished in the top half of the standings and sixth time finishing above .500 at 9-9.

BIG STATEMENT

The Nittany Lions won games in consecutive years in the Big Ten Tournament for the first time since the 2000 and 2001 tournaments. In its last four Big Ten Tournament appearances, Penn State posted five wins, most in any four-year span since the tournament began in 1998.



COACHES VS. CANCER-PENN STATE ECLIPSES \$3 MILLION NET FUNDRAISING MILESTONE

The Coaches vs. Cancer®-Penn State chapter works tirelessly throughout the year with one goal in mind – to make a difference in the fight against cancer. This fall, CVC-Penn State accomplished a major goal in its mission, eclipsing the \$3 million milestone for total net funds raised.

"The men and women who volunteer their talents and time to our Coaches vs. Cancer-Penn State chapter personify selflessness, sacrifice and dedication. I am thankful for their efforts as this organization assists individuals in their battles against cancer," said Nittany Lion head coach Patrick Chambers. "Our Penn State chapter has been recognized nationally for its success in fundraising and this is another great achievement, one that has a tremendous impact on our local community."

Funds raised through the American Cancer Society's Coaches Vs. Cancer® support the ACS mission to help people Stay Well, Get Well, Fund Cures, and Fight Back, both on a local and national level.

Established in 1995 under then-head Nittany Lion basketball coach and State College, Pennsylvania, native, Bruce Parkhill, Coaches vs. Cancer®-Penn State raises funds to support the American Cancer Society as well as the Bob Perks Cancer Assistance Fund, a local nonprofit that provides direct support to those in the local community who are fighting cancer and need assistance with everyday household bills.

CVC-Penn State sponsors a year-round fundraising program, including its flagship event, the annual Coaches vs. Cancer® golf outing. CVC-Penn State is also fortunate to be the beneficiary of third-party events including the State College Brew Expo and the Reverse Car Drawing.

The flagship event of the CVC-Penn State program is the annual Coaches vs. Cancer® Golf Tournament. The 22nd annual event in May 2018 welcomed over 300 golfers, including former Penn State student-athletes and coaches, and nearly 100 sponsors, including presenting sponsor, PSECU. The tournament was another great success with a net total of \$130,000 raised.

The Reverse Car Drawing, held in partnership with the Bestwick Foundation annually each fall, benefits both organizations. In 2017, the CVC funds provided room accommodations for 29 patients and their caregivers from Centre County, who stayed 511 nights at the American Cancer Society's Hope Lodge® in Hershey, saving them over \$76,000 in lodging costs.

The annual Coaches vs. Cancer® basketball game for 2018-19 is set for Thursday, January 31, 2019, when Penn State plays host to Purdue in the Bryce Jordan Center. In addition to cheering on the Nittany Lions, the game provides an opportunity to thank the CVC Sponsors, and even more importantly, to emphasize the team effort to help people with the battle against cancer. A portion of each single-game ticket sold for the Jan. 31 game vs. Purdue benefits CVC.

For information or to purchase Penn State men's single-game tickets for the CVC game on Jan. 31 or other home games, visit: GoPSUsports.com/mbsinglegametix or call 1-800-NITTANY, weekdays from 8 a.m.-5 p.m.

Individuals can get involved with the Coaches vs. Cancer® of Penn State chapter by becoming a sponsor or volunteering. For more information, visit www.cvcpenstate.org or call 814-238-3430.

WOOKIEE OF THE YEAR




Image: @JoonasSuotamo instagram

When Nittany Lion student-athlete Joonas Suotamo '08 (YO-nass Sue-AH-tah-moe) included in his profile information that his dream job would be "any part of the movie industry," he probably would have not believed he'd be playing one of the most recognizable roles of all time. When looking to cast for Chewbacca, Disney contacted the Finnish basketball team and found the perfect fit in Suotamo.

The former Penn State forward and film studies graduate appeared in two Star Wars franchise movies, including the highest-grossing film (U.S.) of 2017 and ninth-highest grossing film of all time, "Star Wars: The Last Jedi," and "Solo: A Star Wars Story" from May 2018.

Suotamo is currently filming Star Wars: Episode IX.

The ESPN E:60 feature on Suotamo, "Finding Chewbacca" can be viewed here (subscription may be required): gopsu.info/E60FindingChewbacca.

RECORDS BROKEN

More than 50 Penn State records fell during the 2017-18 season with 31 individual and 21 team records being replaced. One Big Ten record, the individual single-season mark for 3-point field goals, a 23-year-old record, was broken by senior guard Shep Garner (120).

THE PENN STATE BASKETBALL STORY

"The Penn State Basketball Story," is the digital series available on GoPSUsports.com/lionvision with highlights on the team's social media accounts. "The Penn State Basketball Story" will offer a view of the Nittany Lions' practices and preparation for games, perspectives from the Penn State coaches and game action from this season.

The next edition of "The Penn State basketball Story" is due for release the week of Jan. 7.

PENN STATE COACHES SHOW PRESENTED BY PEPSI

"The Penn State Coaches Show Featuring Patrick Chambers Presented by Pepsi" is broadcast live on 40-plus affiliates and on LionVision on GoPSUsports.com each season. Fans can listen to encore presentations of this season's shows at GoPSUsports.com/lionvision.

Steve Jones, the radio play-by-play voice of the Nittany Lion basketball and football teams, is host of "The Penn State Coaches Show Presented by Pepsi" and was joined by Roger Corey, who also hosts the Penn State Sports Network's football pre-game Tailgate Show. Jeff Tarman is the producer of the show.

Games and all programs are available live and as encore broadcasts for free online and on the GoPSUsports mobile app.

The Penn State Sports Network is syndicated by Penn State Sports Properties, a property of Learfield Sports.

Upcoming dates:

Thursday, Jan. 24
 Tuesday, Jan. 29
 Tuesday, Feb. 5
 Thursday, Feb. 14
 Thursday, Feb. 21
 Thursday, Feb. 28
 Thursday, March 7
 Monday, March 11

Encore presentations:

Nov. 29 - gopsu.info/MBBShow112918
 Dec. 6 - gopsu.info/MBBShow12618
 Dec. 13 - gopsu.info/MBBShow121318
 Dec. 17 - gopsu.info/MBBShow121718
 Dec. 27 - gopsu.info/MBBShow122718
 Jan. 7 - gopsu.info/MBBShow1719
 Jan. 17 - gopsu.info/MBBShow11719

PENN STATE SPORTS NETWORK

More than 40 radio stations in Pennsylvania and New York will carry Nittany Lion Basketball games during the 2018-19 season. Radio announcer Steve Jones, in his 37th year with Penn State, will handle the play-by-play with USBWA Hall of Famer Dick Jerardi serving as analyst. Broadcasts begin 30 minutes prior to tip-off with the "Penn State Bookstore Pregame Show." Broadcasts conclude with the PA Propane Association Postgame Show post-game show featuring coach and player interviews, game statistics and scores from around the nation.

Broadcasts are also available on SiriusXM with channels for each game announced in game notes. A station carrying a partial schedule is denoted with an asterisk (*).

City/Market	Station	Signal
Allentown/ Bethlehem/ Easton*	WAEB	790-AM
Altoona	WVAM	1430-AM
Apollo	WAVL	910-AM
Avoca	WILK	103.1-FM
Bedford	WAYC	1600-AM
Berwick	WHLM	94.7-FM
Bloomsburgh	WHLM	930-AM
Bradford	WAGL	103.9-FM
Bradford	WAGL	99.1-FM
Clarion	WCCR	92.7-FM
Clearfield / DuBois	WCPA	900-AM
Clearfield / DuBois	WCPA	98.5-FM
Corry	WWCB	1370-AM
Coudersport	WAGL	103.9-FM
Coudersport	WAGL	99.1-FM
Danville	WHLM	105.5-FM
Erie	WPSE	1450-AM
Erie	WPSE	107.1-FM
Greensburg	WAVL	98.7-FM
Harrisburg	Sports Radio	96.5-FM
Harrisburg	Sports Radio	95.3-FM
Harrisburg	Sports Radio	1400-AM
Harrisburg	Sports Radio	93.5-FM (HD)
Hazleton	WKZN	1300-AM
Kane	WAGL	103.9-FM
Kane	WAGL	99.1-FM
Lansdale	WNPV	1440-AM
Lebanon	WLBR	1270-AM
Lewistown	WLIU	670-AM
Lewistown	WLIU	92.9-FM
New Castle	WJST	1280-AM
New York Metro*	WVNJ	1160-AM
Oil City	WKQW	96.3-FM
Oil City	WKQW	1120-AM
Philadelphia	WNTP	990-AM
Philadelphia (if conflicts on WNTP)	WFIL	560-AM
Pittsburgh	WPIT	96.5-FM
Pittsburgh	WPIT	730-AM
Pottsville	WPPA	1360-AM
Reading	WEEU	830-AM
Scranton	WBZU	910-AM
Smethport	WAGL	103.9-FM
Smethport	WAGL	99.1-FM
State College	WQWK	1450-AM
Sunbury	WKOK	1070-AM
Towanda	WTTC	1550-AM
Troy	WTZN	1310-AM
Tyrone	WTRN	1340-AM
Tyrone	WTRN	100.7-FM
Wilkes-Barre	WILK	980-AM
Williamsport	WRAK	1400-AM
York / Red Lion	WGLD	1440-AM

HEAD COACH PATRICK CHAMBERS



“DETERMINED.”

The new sign in the reception area of the Penn State men's basketball office in the Bryce Jordan Center is impossible to overlook. The word defines both the Nittany Lion program and Patrick Chambers, the coach who is determined to lead the program to its next level of success.

Chambers is determined to establish the Penn State program with a culture of teamwork and excellence, built on pillars of accountability, faith, humility, gratitude and passion. He's determined to set and achieve high expectations for Nittany Lion basketball. He's determined to challenge his student-athletes to get better each and every day and develop young men into leaders with the goal of competing for championships.

In 2017-18, Chambers had the Penn State basketball program poised to take the next step in its pursuit of consistent, sustainable success.

By the end of December, the Nittany Lions reached double-digits in wins and in January, the Nittany Lions stepped into the spotlight, defeating No. 13 Ohio State at Value City Arena, one of only two teams in the nation to accomplish that feat in 2017-18.

By the end of February 2018, the Nittany Lions racked up nine Big Ten Conference wins, the most, to date, in the Chambers era. A week later, Penn State picked up its 20th and 21st wins, the latter coming at the earliest point ever for the Nittany Lions.

Playing their best basketball in March, Chambers' squad registered seven wins against only one loss and won the National Invitation Tournament title. Penn State defeated teams from the Atlantic Coast, Atlantic 10, Big East, Pac-12 and Southeastern conferences with an average scoring margin of 10.4 points per game in NIT contests.

Dozens of records were broken and the increase in offensive production saw Penn State score 70 points or more in 29 games, while the stalwart defense, a Chambers' hallmark, frustrated opponents. Fourteen teams in 2017-18 failed to score more than 60 points against the Nittany Lions.

Individual records were rewritten as well, as Shep Garner broke the 23-year-old Big Ten single-season record for 3-pointers with 120 and etched his name in the Penn State yearbook for both the single-season and career mark. Tony Carr became the first Penn State men's sophomore to reach the 1,000-point career mark with Lamar Stevens becoming the second to achieve that milestone.

A Philly native, Chambers was introduced as the 12th head coach in program history June 6, 2011, and has poured his passion and energy into building the Nittany Lion program.

Signing the top two recruiting classes in program history in back-to-back years, the 2016 group was ranked in the top 25 and the 2015 class in the top 30. A trio of players with freshmen eligibility started the 2016-17 season opener and would combine for 90 starts, with 23 more from a sophomore, giving the young Nittany Lions a birth by fire, but positioning them for success.

The impressive performances of the rookies earned them several honors during the course of their initial campaigns with Carr selected to the Big Ten All-Freshman team. Carr would become the first Penn State basketball player to earn Big Ten All-Tournament honors as a sophomore in 2018.

With Carr selected as a first-team All-Big Ten Conference pick by both the coaches and media following the 2017-18 season, junior Josh Reaves and redshirt sophomore Mike Watkins produced another program first – two Nittany Lions on the All-Defensive Team.

Chambers has sent Carr, Garner, Frazier, Newbill and numerous other players into the professional ranks. Garner inked a deal with the Grand Rapids Drive in fall of

2018 while Carr is playing for Fiat Torino in Italy's premier league. Frazier (2009-14) recently joined the New Orleans Pelicans organization and Newbill (2013-15) signed a new contract to play for the National Basketball League's Cairns Taipans. Over the summer months, Donovan Jack (2012-16) signed with KD Hopsi Polzela in Slovenia

AT BOSTON UNIVERSITY

Chambers came to Penn State after two years at Boston University, where in 2010-11 he led the Terriers to the America East Conference Championship and the program's first NCAA Tournament berth in more than a decade. He posted a 42-28 record, becoming the only coach in BU history to earn 20 wins in each of his first two seasons and the fastest in program history to win a conference championship.

AT VILLANOVA

A native of Newtown Square, Pa., Chambers previously played for and coached with two of the nation's most successful college coaches. From 2004-09, he was a member of Wright's staff at Villanova, serving as associate head coach in 2008-09. He helped the Wildcats earn four NCAA Sweet 16 appearances and advance to the 2009 NCAA Final Four. Chambers played for Magee at Philadelphia University (formerly Philadelphia Textile), helping Magee become college basketball's all-time victories leader (941) and a 2011 Naismith Basketball Hall of Fame inductee.

During Chambers' five seasons on Wright's Villanova staff, he was instrumental in helping lead the Wildcats to a 126-45 record (.737), including the then-single-season win record of 30-8 in 2008-09. In 2008, Chambers helped lead the Wildcats to the 2009 NCAA Final Four, a first in 24 years, and saw Villanova advance to the Sweet 16 for the fourth time in its five NCAA Tournament appearances.

AT PHILADELPHIA

Chambers joined the NCAA Division II Philadelphia University's basketball team as a walk-on in 1990 and went on to have an outstanding career under Magee. He became the team's starting point guard, earning first-team All-ECAC honors, and helped lead the Rams to four NCAA Division II Sweet 16 appearances and two Elite Eight appearances. He still holds the school record for career assists with 709.

THE CHAMBERS FAMILY

The Chambers family is well represented at Penn State basketball games. Chambers and his wife, Courtney, have four children, Grace, Ryan, Caitlin and Patrick and three of Chambers' 11 siblings are Penn State graduates – brothers, Chris and Joe, and a sister, Megan, who resides in State College.

CHAMBERS' COACHING RECORD

PENN STATE

Year	Record	Conf. / Finish	Postseason
2018-19	7-10	0-6	
2017-18	26-13	9-9 / t6	NIT Champion
2016-17	15-18	6-12 / t12th	
2015-16	16-16	7-11 / 10th	
2014-15	18-16	4-14 / 13th	
2013-14	16-18	6-12 / t10th	CBI Quarterfinals
2012-13	10-21	2-16 / 12th	
2011-12	12-20	4-14 / t11th	
Totals	120-132	38-94	

BOSTON UNIVERSITY

Year	Record	Conf. / Finish	Postseason
2010-11	21-14	12-4 / 2nd	NCAA Tournament
2009-10	21-14	11-5 / 4th	CBI Semifinals
Totals	42-28	23-9	

OVERALL TOTALS

10th season	162-160	.503	61-103	.372	NCAA (1), NIT (1)	CBI (2)
-------------	---------	------	--------	------	-------------------	---------

Records

Career
162-160
(10th season)

Penn State
120-132
(Eighth season)

Season
Eighth

Alma Mater
Philadelphia '94

Hometown
Newtown Square,
Pennsylvania

Family
Wife: Courtney

Children:
Grace, Ryan,
Caitlin & Patrick

Experience

2004-05
Villanova
Director of Operations

2005-08
Villanova
Assistant Coach

2008-09
Villanova
Associate Head Coach

2009-11
Boston University
Head Coach

2011-present
Penn State
Head Coach

Playing Experience

1990-94
Philadelphia

Played for
Naismith Basketball
Hall of Fame Coach
Herb Magee

All-time assists leader

CAREER RECORDS

CAREER SCORING (1,000-plus)

	PTS	FGM	3FG	FTM	
1.	2,213	722	317	452	Talor Battle, 2008-11
2.	2,138	738	—	662	Jesse Arnelle, 1952-55
3.	1,986	615	308	448	Joe Crispin, 1998-01
4.	*1,812	627	127	431	D.J. Newbill, 2013-15
5.	1,629	532	336	229	Shep Garner, 2014-18
6.	1,605	525	332	223	Pete Lisicky, 1995-98
7.	1,579	644	22	269	Jamelle Cornley, 2006-09
8.	1,570	661	19	229	DeRon Hayes, 1990-93
9.	1,543	508	74	453	Tim Frazier, 2010-14
10.	1,542	545	74	378	Gearry Claxton, 2005-08
11.	1,459	532	172	223	Tom Hovasse, 1986-89
12.	1,372	539	6	288	Jarrett Stephens, 1996-00
13.	1,369	413	206	337	Titus Ivory, 1997-01
14.	1,348	505	49	289	Lamar Stevens, 2016-pres.
15.	1,342	367	161	447	Freddie Barnes, 1989-92
16.	1,329	489	—	351	Ed Fogell, 1986-90
17.	1,310	406	21	477	John Amaechi, 1993-95
18.	1,289	463	183	180	Brandon Taylor, 2013-16
19.	1,288	500	1	287	Calvin Booth, 1995-99
20.	1,256	389	194	284	Dan Earl, 1993-99
21.	1,244	442	98	262	Monroe Brown, 1989-92
22.	1,184	521	—	142	Ron Brown, 1972-74
23.	1,165	485	—	195	Carver Clinton, 1964-66
24.	1,161	386	121	268	Tony Carr, 2016-18
25.	1,139	431	—	277	Mark DuMars, 1959-61
26.	1,091	430	—	231	Bob Weiss, 1963-65
27.	1,090	419	—	252	Jeff Persson, 1966-68
28.	1,058	377	1	303	Gyasi Cline-Heard, 1998-01
29.	1,057	429	—	199	Steve Kuhn, 1977-80
30.	1,025	357	1	309	James Barnes, 1987-91
31.	1,020	345	87	230	Tony Ward, 1985-88
32.	1,019	429	—	161	Mike Edelman, 1979-82
33.	1,018	420	—	178	Gene Harris, 1960-62
34.	1,014	381	—	252	Mike Lang, 1980-83
35.	1,008	431	—	146	Jeff Miller, 1975-78

* 3-year player record

Year-by-year statistics and breakdowns on pages 122-124 of the 2018-19 media guide.

CAREER BLOCKS

	BLK	BPG	
1.	428	3.8	Calvin Booth, 1995-99
2.	191	2.3	John Amaechi, 1993-95
3.	178	2.4	Mike Watkins, 2016-pres.
4.	133	1.5	Jordan Dickerson, 2014-16
5.	110	1.4	Jan Jagla, 2002-04

CAREER STEALS

	STL	SPG	Name, Years
1.	252	3.5	Ron Brown, 1972-74
2.	239	1.9	Monroe Brown, 1989-92
3.	218	2.1	Josh Reaves, 2015-pres.
	218	1.7	Titus Ivory, 1998-2001
5.	196	1.7	Tim Frazier, 2010-14

CAREER ASSISTS

	A	APG	Name, Years
1.	641	5.7	Tim Frazier, 2009-14
13.	325	4.6	Tony Carr, 2016-18
14.	317	2.3	Shep Garner, 2014-2018
15.	291	2.5	Pete Lisicky, 1994-98
16.	287	2.3	Brandon Watkins, 1999-2003
17.	283	2.7	Josh Reaves, 2015-pres.

ACCOMPLISHMENTS

Scoring 10+	15-16	16-17	17-18	18-19	Car
Lamar Stevens		21	33	17	71
Mike Watkins		16	20	6	42
Josh Reaves	6	6	20	9	41
Rasir Bolton				11	11
Myles Dread				8	8
Jamari Wheeler			1	1	2
Myreon Jones				2	2
Trent Buttrick				1	1
Deivis Zemgulis	1	--			1

Rebounds 10+	15-16	16-17	17-18	18-19	Car
Mike Watkins		9	13	6	30
Lamar Stevens		--	2	6	8
Josh Reaves	1	--	2	1	4

Scoring 20+	15-16	16-17	17-18	18-19	Car
Lamar Stevens		5	10	8	23
Mike Watkins		1	3		4
Rasir Bolton				3	3
Josh Reaves		2		1	3

Scoring 30+	15-16	16-17	17-18	18-19	Car
Lamar Stevens		--	2		2

Double-Doubles	15-16	16-17	17-18	18-19	Car
Mike Watkins		*8	12	4	24
Lamar Stevens		--	2	6	8
Josh Reaves			2	1	3

*Penn State freshman record

LEADING TEAM IN...

Scoring	15-16	16-17	17-18	18-19	Car
Lamar Stevens		8	9	9	26
Mike Watkins		4	3	1	8
Josh Reaves		3	1	2	6
Rasir Bolton				6	6
Jamari Wheeler			--	1	1
Myreon Jones				1	1
Trent Buttrick				1	1

Rebounds	15-16	16-17	17-18	18-19	Car
Mike Watkins		21	15	8	44
Lamar Stevens		7	10	8	25
Josh Reaves	2	2	10	2	16
Jamari Wheeler		--	2		2
John Harrar			2		2
Deivis Zemgulis	1	--	--		1

Assists	15-16	16-17	17-18	18-19	Car
Josh Reaves	9	6	8	11	34
Lamar Stevens		2	2	5	9
Jamari Wheeler		--	3	3	6
Myles Dread				2	2
Rasir Bolton				2	2
Mike Watkins		1			1
Myreon Jones				1	1

Blocks	15-16	16-17	17-18	18-19	Car
Mike Watkins		26	20	8	54
Lamar Stevens		4	14	3	21
Josh Reaves	6	4	--	7	17
John Harrar			3	1	4
Trent Buttrick				3	3
Myles Dread				2	2
Jamari Wheeler				1	1

Steals	15-16	16-17	17-18	18-19	Car
Josh Reaves	10	18	16	12	56
Jamari Wheeler		--	15	1	16
Lamar Stevens		7	5	2	14
Mike Watkins		5	4	2	11
Rasir Bolton				4	4
Myles Dread				3	3
John Harrar				3	3
Myreon Jones				3	3
Deivis Zemgulis			1	1	2
Trent Buttrick				1	1

20-POINT GAMES

Lamar Stevens (23)

30 at Marquette-NIT, 3/20/2018 **
 30 vs. Northwestern, 1/5/2018
 28 vs. Utah-NIT, 3/29/2018
 27 vs. Bradley, 11/21/2018
 26 vs. Nebraska, 1/12/2018
 26 at Indiana (3ot), 2/1/2017 >>
 25 at Duquesne, 12/19/2018
 25 vs. Wright State, 11/20/2018
 25 at DePaul (ot), 11/15/2018
 25 vs. Jacksonville State, 11/12/2018 @@
 25 vs. Maryland, 2/7/2018
 25 vs. Montana, 11/15/2017
 25 vs. Texas A&M, 11/21/2017 **
 25 vs. Maryland, 2/7/2017
 24 vs. Duquesne, 11/13/2016 >>
 23 at George Mason, 12/17/17
 22 vs. Wisconsin, 1/6/19
 22 vs. North Florida, 11/10/2018
 22 at Iowa, 12/2/2017
 21 at Illinois, 2/11/2017
 20 vs. Michigan State, 1/13/2019
 20 at Indiana, 1/9/2018 **
 20 vs. Morgan State, 12/21/2016

Mike Watkins (4)

22 vs. Wisconsin, 12/4/2017
 20 vs. Minnesota (ot), 1/15/2018 ##
 20 vs. Nebraska, 1/12/2018 ^^
 20 at George Washington, 11/26/2016

Josh Reaves (3)

25 at Iowa, 3/5/2017
 22 vs. Northwestern, 12/27/2016
 20 at Nebraska, 1/10/19

Rasir Bolton (3)

27 vs. Colgate, 12/8/2018
 25 vs. NC State, 12/15/18
 25 vs. Jacksonville State, 11/12/2018 @@

@@ Bolton & Stevens each scored 25 points in same game, 2018-19
 ## Carr & Watkins scored 20+ points in same game, 2017-18
 ^^ Stevens & Watkins scored 20+ points in same game, 2017-18
 ** Carr & Stevens scored 20+ points in same game, 2017-18
 >> Carr & Stevens scored 20+ points in same game 2016-17

30-POINT GAMES

Lamar Stevens (2)

30 at Marquette-NIT, 3/20/2018
 30 vs. Northwestern, 1/5/2018

2018-19 DOUBLE DOUBLE-DOUBLES

2018-19 (Points/Rebs-2)

Date	Opp	Pts	Reb	Nittany Lions
12/8	Colgate	18	16	Mike Watkins
		12	10	Lamar Stevens
1/3	at #2 Michigan	19	12	Mike Watkins
		17	10	Lamar Stevens

2018-19 GAME-BY-GAME LEADERS

	OPP.	RESULT	DBL FIG	POINTS	REBOUNDS	ASSISTS	BLOCKS	STEALS
11/9	NORTH FLORIDA ^	W 87-72	4	Stevens (22) •	Stevens (10) T•	Bolton (6)	Buttrick (3) •	Reaves (4) •
11/12	JACKSONVILLE ST. ^	W 76-61	3	Bolton, Stevens (25) T•	Stevens (9)	Stevens (3)	Buttrick, Reaves Stevens (1) T•	Reaves, Stevens (2) T•
11/15	at DePaul	L 70-72 ot	3	Stevens (25) •	Stevens (12)	Reaves (8) •	Dread, Reaves (1) T•	Reaves (4) T•
11/20	vs. Wright State ^^	W 77-59	4	Stevens (25) •	Reaves (10) T•	Wheeler (4) •	none	Dread (6) •
11/21	vs. Bradley ^^	L 56-59	2	Stevens (27) •	Reaves (9) •	Stevens (3)	Harrar (2) T•	Stevens, Dread (2) T•
11/27	#13 VIRGINIA TECH	W 63-62	3	Jones (18)	Stevens (8)	Reaves, Stevens (3) T•	Watkins (2) •	Harrar, Watkins (3) T•
12/1	at #24 Maryland *	L 59-66	3	Stevens (19) •	Stevens (8)	Dread, Reaves Wheeler (2)	Watkins (2) •	Reaves Wheeler (4) T•
12/4	INDIANA *	L 62-64	3	Bolton (17) T•	Stevens (10) •	Reaves (3)	Reaves (2) •	Reaves (5) •
12/8	COLGATE	W 76-65	3	Bolton (27) •	Watkins (16) •	Reaves (5) •	Watkins (2) T•	Reaves (3) T•
12/15	vs. NC State @	L 78-89	4	Bolton (25) •	Stevens (6)	Dread (5) T•	Reaves (2) •	Bolton (3) •
12/19	at Duquesne	W 73-67	3	Stevens (25) •	Watkins (12) •	Reaves (3)	Buttrick, Dread Reaves, Stevens (1) T•	Reaves (4)
12/21	at Alabama	L 64-73	3	Buttrick (13)	Watkins (8)	Jones, Reaves Stevens (3)	Stevens (2)	Jones (3) T•
12/29	UMBC	W 74-52	2	Bolton (18) •	Stevens (7) T•	Reaves (5) •	Reaves, Watkins (2) T•	Bolton, Buttrick Dread, Jones Reaves, Zengulis (1) T•
1/3	at #2 Michigan *	L 55-68	2	Watkins (19) •	Watkins (12) •	Reaves (3)	Watkins (2) T•	Harrar (3) •
1/6	#22 WISCONSIN *	L 52-71	1	Stevens (22) T•	Watkins (10) •	Bolton (5)	Watkins, Wheeler (1)	Harrar, Jones Reaves, Watkins (1)
1/10	at Nebraska *	L 64-70	4	Reaves (20)	Watkins (14) •	Stevens (3)	Watkins (3)	Reaves (2) T•
1/13	#6 MICHIGAN STATE *	L 56-71	4	Stevens (20)	Watkins (7)	Reaves (9) •	Reaves (3) T•	Reaves (5) T•
1/16	#23 IOWA *	L 82-89	4	Bolton, Reaves (16)	Watkins (11)	Reaves, Wheeler (7) T•	Watkins (4) •	Reaves (4) •

* Big Ten Conference

^ U.S. Regional of Cancun Challenge, University Park, Pa.

^^at Cancun Challenge, Cancun, Mexico

ACC/Big Ten Challenge, University Park, Pa.

@ Naismith Basketball Hall of Fame Boardwalk Classic, Atlantic City, N.J.

• -- indicates game-high total | T• -- indicates tie for game-high total

2018-19 Penn State individual season high

2018-19 GAME-BY-GAME COMPARISONS

Team	Result	FG-A	Pct.	3FG-A	Pct.	FT-A	Pct.	O	D	Tot	PF-DQ	A	TO	B	S	1H	2H	OT	F	Mar
North Florida ^		27-64	.422	5-25	.185	13-22	.591	11	27	38	29-2	13	15	6	9	28	44	--	72	
PENN STATE	W 87-72	27-57	.474	8-21	.381	25-35	.714	9	30	39	19	17	15	5	7	40	47	--	87	+15
Jacksonville State ^		23-58	.397	3-14	.214	12-16	.750	12	25	37	22-1	6	16	3	5	32	29	--	61	
PENN STATE	W 76-61	26-64	.406	10-32	.313	14-21	.667	15	20	35	17	10	6	3	7	37	39	--	76	+15
at DePaul		28-64	.438	3-22	.136	13-21	.619	13	34	47	17	14	16	2	9	36	32	4	72	
Penn State	L 70-72ot	25-64	.391	10-30	.333	10-16	.625	10	26	36	23-1	13	16	2	10	31	37	2	70	-2
vs. Wright State ^^		21-53	.396	6-22	.273	11-16	.688	9	17	26	16	8	15	2	5	28	31	--	59	
Penn State	W 77-59	29-50	.580	9-17	.528	10-14	.714	6	26	32	22	13	16	0	8	45	32	--	77	+18
vs. Bradley ^^		21-49	.429	8-24	.333	9-17	.529	6	22	28	18	13	12	3	5	32	27	--	59	
Penn State	L 56-59	17-59	.288	4-27	.188	18-22	.818	19	26	45	19	6	12	3	7	33	23	--	56	-3
#13 Virginia Tech #		22-50	.440	10-19	.526	8-13	.615	8	21	29	14	9	15	3	11	37	25	--	62	
PENN STATE	W 63-62	25-57	.439	9-29	.310	4-7	.571	14	22	36	16-1	14	16	5	8	35	28	--	63	+1
at #24 Maryland *		22-45	.489	4-14	.286	18-25	.720	10	30	40	14	9	17	1	2	30	36	--	66	
Penn State	L 59-66	25-53	.397	5-21	.238	4-6	.667	10	18	28	24	9	8	2	12	31	28	--	59	-7
Indiana *		23-55	.418	7-18	.389	11-14	.786	7	35	42	21	12	16	5	6	34	30	--	64	
PENN STATE	L 62-64	23-62	.371	5-21	.238	11-26	.423	15	28	43	16	11	11	2	12	30	32	--	62	-2
Colgate		25-54	.463	10-21	.476	5-8	.625	2	22	24	15-1	14	14	4	9	30	35	--	65	
PENN STATE	W 76-65	25-60	.417	10-26	.385	16-19	.842	14	29	43	13	15	16	5	7	41	35	--	76	+11
NC State @		34-56	.607	7-14	.500	14-20	.700	5	35	40	25-1	14	17	1	6	40	49	--	89	
PENN STATE	L 78-89	27-64	.422	6-17	.353	18-27	.667	9	20	29	20-1	13	14	2	9	37	41	--	78	-11
Duquesne		16-45	.356	6-19	.316	29-32	.906	8	24	32	23	9	19	3	13	39	28	--	67	
Penn State	W 73-67	24-59	.407	8-17	.471	17-26	.654	18	23	41	21	13	17	4	8	32	41	--	73	+6
Alabama		28-53	.528	4-10	.400	13-21	.619	6	32	38	11	11	12	7	4	33	40	--	73	
Penn State	L 64-73	26-68	.382	7-25	.280	5-5	1.000	10	24	34	20	16	10	6	8	27	37	--	64	-9
UMBC		20-56	.357	6-17	.353	6-9	.667	14	16	30	17	8	11	1	4	27	25	--	52	
PENN STATE	W 74-52	25-50	.500	10-21	.476	14-21	.667	12	24	36	14	14	10	6	6	40	34	--	74	+22
at #2 Michigan *		25-55	.455	5-14	.357	13-19	.684	3	26	29	13	10	10	6	8	25	43	--	68	
Penn State	L 68-55	24-57	.421	1-14	.071	6-9	.667	7	30	37	16	6	18	3	6	20	35	--	55	-13
#22 Wisconsin *		30-61	.492	8-16	.500	3-5	.600	8	25	33	14	17	7	6	9	33	38	--	71	
PENN STATE	L 52-71	20-53	.377	4-20	.200	8-13	.615	11	24	35	13	10	16	2	4	23	29	--	52	-19
Nebraska *		27-55	.491	9-23	.391	7-11	.636	6	26	32	13	13	8	8	7	33	37	--	70	
Penn State	L 64-70	25-69	.362	7-24	.292	7-12	.583	21	25	46	15-1	11	8	4	3	31	33	--	64	-6
#6 Michigan State *		25-51	.490	8-20	.400	13-19	.684	11	30	41	15	19	17	5	5	40	31	--	71	
PENN STATE	L 56-71	22-60	.367	5-22	.227	7-10	.700	9	19	28	19	11	13	4	8	24	32	--	56	-15
#23 Iowa *		32-64	.500	12-28	.429	13-18	.722	8	29	37	11	18	11	1	9	40	49	--	89	
PENN STATE	L 82-89	30-64	.469	12-35	.343	10-13	.769	7	28	35	20	23	12	5	6	45	37	--	82	-7

* Big Ten Conference

^ U.S. Regional of Cancun Challenge, University Park, Pa.

^at Cancun Challenge, Cancun, Mexico

ACC/Big Ten Challenge, University Park, Pa.

@ Naismith Basketball Hall of Fame Boardwalk Classic, Atlantic City, N.J.

2018-19 Penn State team season high

2017-18 STARTERS

OPP.	G	G	G/F	F	F	Rec
Campbell	Carr	Garner	Reaves	Stevens	Moore	1-0
Fairleigh Dickinson	Carr	Garner	Reaves	Stevens	Watkins	1-0
Montana	Carr	Garner	Reaves	Stevens	Watkins	2-0
Columbia	Bostick	Garner	Moore	Stevens	Watkins	1-0
vs. Pittsburgh	Carr	Garner	Reaves	Stevens	Watkins	3-0
Texas A&M	Carr	Garner	Reaves	Stevens	Watkins	3-1
Oral Roberts	Carr	Garner	Reaves	Stevens	Watkins	4-1
at N.C. State	Carr	Garner	Reaves	Stevens	Watkins	4-2
at Iowa	Carr	Garner	Reaves	Stevens	Watkins	5-2
Wisconsin	Carr	Garner	Reaves	Stevens	Watkins	5-3
Geo. Washington	Carr	Garner	Reaves	Stevens	Watkins	6-3
at George Mason	Bostick	Garner	Reaves	Stevens	Watkins	1-0
Binghamton	Carr	Garner	Reaves	Stevens	Watkins	7-3
Rider	Carr	Garner	Reaves	Stevens	Watkins	7-4
Coppin State	Carr	Garner	Reaves	Stevens	Watkins	8-4
at Maryland	Carr	Garner	Reaves	Stevens	Watkins	8-5
Northwestern	Carr	Garner	Reaves	Stevens	Watkins	9-5
at Indiana	Carr	Garner	Bostick	Stevens	Watkins	0-1
Nebraska	Carr	Garner	Wheeler	Stevens	Watkins	1-0
Minnesota	Carr	Garner	Wheeler	Stevens	Watkins	1-1
at Northwestern	Carr	Garner	Wheeler	Stevens	Watkins	1-2
at Ohio State	Carr	Garner	Zemgulis	Stevens	Watkins	1-0
Rutgers	Carr	Garner	Zemgulis	Stevens	Watkins	2-0
at Michigan State	Carr	Garner	Reaves	Stevens	Watkins	9-6
Iowa	Carr	Garner	Reaves	Stevens	Watkins	10-6
Maryland	Carr	Garner	Reaves	Stevens	Watkins	11-6
at Illinois	Carr	Garner	Reaves	Stevens	Watkins	12-6
Ohio State	Carr	Garner	Reaves	Stevens	Watkins	13-6
at Purdue	Carr	Garner	Reaves	Stevens	Watkins	13-7
Michigan	Carr	Garner	Reaves	Stevens	Moore	1-1
at Nebraska	Carr	Garner	Reaves	Stevens	Moore	1-2
Northwestern-BTT	Carr	Garner	Reaves	Stevens	Harrar	1-0
Ohio State--BTT	Carr	Garner	Reaves	Stevens	Harrar	2-0
Purdue--BTT	Carr	Garner	Reaves	Stevens	Harrar	2-1
Temple-NIT	Carr	Garner	Reaves	Stevens	Harrar	3-1
at Notre Dame-NIT	Carr	Garner	Reaves	Stevens	Harrar	4-1
at Marquette-NIT	Carr	Garner	Reaves	Stevens	Harrar	5-1
vs. Mississippi St.-NIT	Carr	Garner	Reaves	Stevens	Harrar	6-1
vs. Utah-NIT	Carr	Garner	Reaves	Stevens	Harrar	7-1
Eight (8) lineups						
Personnel	Carr	Garner	Reaves	Stevens	Watkins	
	(37)	(39)	(32)	(39)	(28)	
	Bostick		Wheeler		Harrar	
	(2)		(3)		(8)	
			Zemgulis		Moore	
			(2)		(3)	
		Bostick				
		(1)				
		Moore				
		(1)				

2018-19 STARTERS

OPP.	G	G	G/F	F	F	Rec
North Florida [^]	Dread	Wheeler	Reaves	Stevens	Harrar	1-0
Jacksonville State [^]	Dread	Wheeler	Reaves	Stevens	Harrar	2-0
at DePaul	Dread	Wheeler	Reaves	Stevens	Harrar	2-1
vs. Wright State ^{^^}	Dread	Wheeler	Reaves	Stevens	Harrar	3-1
vs. Bradley ^{^^}	Dread	Wheeler	Reaves	Stevens	Harrar	3-2
Virginia Tech [#]	Dread	Wheeler	Reaves	Stevens	Harrar	4-2
at Maryland [*]	Dread	Wheeler	Reaves	Stevens	Harrar	4-3
Indiana [*]	Dread	Bolton	Reaves	Stevens	Harrar	0-1
Colgate	Dread	Bolton	Reaves	Stevens	Watkins	1-0
vs. NC State [@]	Dread	Bolton	Reaves	Stevens	Watkins	1-1
at Duquesne	Wheeler	Bolton	Reaves	Stevens	Watkins	1-0
at Alabama	Wheeler	Bolton	Reaves	Stevens	Watkins	1-1
UMBC	Bolton	Reaves	Buttrick	Stevens	Watkins	1-0
at Michigan	Bolton	Reaves	Buttrick	Stevens	Harrar	0-1
Wisconsin	Dread	Bolton	Reaves	Stevens	Watkins	1-2
at Nebraska	Dread	Bolton	Reaves	Stevens	Watkins	1-3
Michigan State	Dread	Wheeler	Reaves	Stevens	Watkins	0-1
Iowa	Dread	Wheeler	Reaves	Stevens	Watkins	0-2

Bold indicates new lineup.

* Big Ten Conference

[^] U.S. Regional of Cancun Challenge, University Park, Pa.

^{^^} at Cancun Challenge, Cancun, Mexico

[#] ACC/Big Ten Challenge, University Park, Pa.

[@] Naismith Basketball Hall of Fame Boardwalk Classic, Atlantic City, N.J.

2018-19 PENN STATE & OPPONENT TEAM HIGHS & LOWS

PENN STATE TEAM HIGHS

POINTS	87	NORTH FLORIDA, 11/9/18
	82	IOWA, 1/16/19
	78	vs. NC State, 12/15/18
	77	vs. Wright State, 11/20/18
	76	JACKSONVILLE STATE, 11/12/18
	76	COLGATE, 12/8/18
FIELD GOALS MADE	30	IOWA, 1/16/19
	29	vs. Wright State, 11/20/18
FIELD GOAL ATTEMPTS	69	at Nebraska, 1/10/19
	68	at Alabama, 12/21/18
FG PERCENTAGE	.580, 29-50	vs. Wright State, 11/20/18
	.500, 25-50	UMBC, 12/29/18
3 PT FIELD GOALS MADE	12	IOWA, 1/16/19
	10	4x, last vs. UMBC, 12/29/18
3 PT FG ATTEMPTS	35	IOWA, 1/16/19
	32	JACKSONVILLE STATE, 11/12/18
3 PT FG PERCENTAGE	.529, 9-17	vs. Wright State, 11/20/18
	.476, 10-21	UMBC, 12/29/18
FREE THROWS MADE	25	NORTH FLORIDA, 11/9/18
	18	vs. NC State, 12/15/18
	18	vs. Bradley, 11/21/18
FREE THROW ATTEMPTS	35	NORTH FLORIDA, 11/9/18
	27	vs. NC State, 12/15/18
FT PERCENTAGE	1.000, 5-5	at Alabama, 12/21/18
	.842, 16-19	COLGATE, 12/8/18
	.818, 18-22	vs. Bradley, 11/21/18
REBOUNDS	46	at Nebraska, 1/10/19
	45	vs. Bradley, 11/21/18
ASSISTS	23	IOWA, 1/16/19
	17	NORTH FLORIDA, 11/9/18
STEALS	12	INDIANA, 12/4/18
	12	at Maryland, 12/1/18
	10	at DePaul, 11/15/18
BLOCKED SHOTS	6	2x, last vs. UMBC, 12/29/18
	5	3x, last vs. COLGATE, 12/8/18
TURNOVERS	18	at Michigan, 1/3/19
	17	at Duquesne, 12/19/18
FOULS	24	at Maryland, 12/1/18
	23	at DePaul, 11/15/18

PENN STATE TEAM LOWS

POINTS	52	WISCONSIN, 1/6/19
	55	at Michigan, 1/3/19
	56	vs. MICHIGAN STATE, 1/13/19
	56	vs. Bradley, 11/21/18
	59	at Maryland, 12/1/18
FIELD GOALS MADE	17	vs. Bradley, 11/21/18
	20	WISCONSIN, 1/6/19
FIELD GOAL ATTEMPTS	50	vs. Wright State, 11/20/18
	50	UMBC, 12/29/18
	57	2x, last vs. VIRGINIA TECH, 11/27/18
FG PERCENTAGE	.288, 17-59	vs. Bradley, 11/21/18
	.362, 25-69	at Nebraska, 1/10/19
3 PT FIELD GOALS MADE	1	at Michigan, 1/3/19
	4	WISCONSIN, 1/6/19
	4	vs. Bradley, 11/21/18
3 PT FG ATTEMPTS	14	at Michigan, 1/3/19
	17	3x, last at Duquesne, 12/19/18
3 PT FG PERCENTAGE	.071, 1-14	at Michigan, 1/3/19
	.148, 4-27	vs. Bradley, 11/21/18
FREE THROWS MADE	4	2x, last at Maryland, 12/1/18
	7	at Nebraska, 1/10/19
FREE THROW ATTEMPTS	5	at Alabama, 12/21/18
	6	at Maryland, 12/1/18
FT PERCENTAGE	.423, 11-26	INDIANA, 12/4/18
	.571, 4-7	VIRGINIA TECH, 11/27/18
REBOUNDS	28	2x, last vs. MICHIGAN STATE, 1/13/189
	29	vs. NC State, 12/15/18
ASSISTS	6	2x, last at Michigan 1/3/19
	9	at Maryland, 12/1/18
STEALS	3	at Nebraska, 1/10/19
	4	WISCONSIN, 1/6/19
BLOCKED SHOTS	0	vs. Wright State, 11/20/18
	2	5x, last vs. WISCONSIN, 1/6/19
TURNOVERS	6	JACKSONVILLE STATE, 11/12/18
	8	2x, last at Nebraska, 1/10/19
FOULS	13	WISCONSIN, 1/6/19
	13	COLGATE, 12/8/18
	14	UMBC, 12/29/18

OPPONENT TEAM HIGHS

POINTS	89	IOWA, 1/16/19
	89	vs. NC State, 12/15/18
	73	at Alabama, 12/21/18
	72	at DePaul, 11/15/18
	72	NORTH FLORIDA, 11/9/18
FIELD GOALS MADE	34	vs. NC State, 12/15/18
	32	IOWA, 1/16/19
FIELD GOAL ATTEMPTS	64	IOWA, 1/16/19
	64	at DePaul, 11/15/18
	64	NORTH FLORIDA, 11/9/18
FG PERCENTAGE	.607, 34-56	vs. NC State, 12/15/18
	.528, 28-53	at Alabama, 12/21/18
3 PT FIELD GOALS MADE	12	IOWA, 1/16/19
	10	COLGATE, 12/8/18
	10	VIRGINIA TECH, 11/27/18
3 PT FG ATTEMPTS	28	IOWA, 1/16/19
	27	NORTH FLORIDA, 11/9/18
	24	vs. Bradley, 11/21/18
3 PT FG PERCENTAGE	.526, 10-19	VIRGINIA TECH, 11/27/18
	.500, 8-16	WISCONSIN, 1/6/19
	7-14	vs. NC State, 12/15/18
FREE THROWS MADE	29	at Duquesne, 12/19/28
	18	at Maryland, 12/1/18
	14	vs. NC State, 12/15/18
FREE THROW ATTEMPTS	32	at Duquesne, 12/19/18
	25	at Maryland, 12/1/18
	22	NORTH FLORIDA, 11/9/18
FT PERCENTAGE	.906, 29-32	at Duquesne, 12/19/18
	.786, 11-14	INDIANA, 12/4/18
	.750, 12-16	JACKSONVILLE STATE, 11/12/18
REBOUNDS	47	at DePaul, 11/15/18
	42	INDIANA, 12/4/18
ASSISTS	19	MICHIGAN STATE, 1/13/19
	18	IOWA, 1/16/19
STEALS	13	at Duquesne, 12/19/18
	11	VIRGINIA TECH, 11/27/18
BLOCKED SHOTS	8	at Nebraska, 1/10/19
	7	at Alabama, 12/21/18
TURNOVERS	19	at Duquesne, 12/19/18
	17	3x, last vs. MICHIGAN STATE, 1/13/19
FOULS	29	NORTH FLORIDA, 11/9/18
	25	vs. NC State, 12/15/18

OPPONENT TEAM LOWS

POINTS	52	UMBC, 12/29/18
	59	vs. Bradley, 11/21/18
	59	vs. Wright State, 11/20/18
	61	JACKSONVILLE STATE, 11/12/18
FIELD GOALS MADE	16	at Duquesne, 12/19/18
	20	UMBC, 12/29/18
FIELD GOAL ATTEMPTS	45	2x, last at Duquesne, 12/19/18
	49	vs. Bradley, 11/21/2018
FG PERCENTAGE	.356, 16-45	at Duquesne, 12/19/18
	.357, 20-56	UMBC, 12/29/18
	.397, 23-58	JACKSONVILLE STATE, 11/12/18
3 PT FIELD GOALS MADE	3	2x, last at DePaul, 11/15/18
3 PT FG ATTEMPTS	10	at Alabama, 12/21/18
	14	4x, last at Michigan, 1/3/19
3 PT FG PERCENTAGE	.136, 3-22	at DePaul, 11/15/18
	.185, 5-27	NORTH FLORIDA, 11/9/18
FREE THROWS MADE	3	WISCONSIN, 1/6/19
	5	COLGATE, 12/8/18
FREE THROW ATTEMPTS	5	WISCONSIN, 1/6/19
	8	COLGATE, 12/8/18
	9	UMBC, 12/29/18
FT PERCENTAGE	.529, 9-17	vs. Bradley, 11/21/18
	.591, 13-22	NORTH FLORIDA, 11/9/18
REBOUNDS	24	COLGATE, 12/8/18
	26	vs. Wright State, 11/20/2018
ASSISTS	6	JACKSONVILLE STATE, 11/12/18
	8	2x, last vs. UMBC, 12/29/18
STEALS	2	at Maryland, 12/1/18
	4	2x, last vs. UMBC, 12/29/18
BLOCKED SHOTS	1	4x, last vs. IOWA, 1/16/19
	2	2x, last vs. Wright State, 11/20/18
TURNOVERS	7	WISCONSIN, 1/6/19
	8	at Nebraska, 1/10/19
FOULS	11	2x, last vs. IOWA, 1/16/19
	13	2x, last at Nebraska, 1/10/19

Home games indicated by CAPS.

2018-19 PENN STATE & OPPONENT INDIVIDUAL HIGHS

PENN STATE INDIVIDUAL HIGHS

POINTS	27	Rasir Bolton vs. COLGATE, 12/8/18
	27	Lamar Stevens vs. Bradley, 11/21/18
	25	Lamar Stevens at Duquesne, 12/19/18
	25	Rasir Bolton vs. NC State, 12/15/18
	25	Lamar Stevens vs. Wright State, 11/20/18
	25	Lamar Stevens at DePaul, 11/15/18
	25	R. Bolton vs JACKSONVILLE STATE, 11/12/18
	25	L. Stevens vs JACKSONVILLE STATE, 11/12/18
Field Goals Made	10	Lamar Stevens vs. Wright State, 11/20/18
	9	Lamar Stevens vs. WISCONSIN, 1/6/2019
	9	Lamar Stevens at Maryland, 12/1/2018
	9	Lamar Stevens at DePaul, 11/15/18
	9	L. Stevens vs JACKSONVILLE STATE, 11/12/18
Field Goal Att.	24	Lamar Stevens at Maryland, 12/1/18
	20	Lamar Stevens at Nebraska, 1/10/19
	20	Lamar Stevens vs. Bradley, 11/21/18
	20	Lamar Stevens at DePaul, 11/15/18
FG Pct (min 5 made)	1.000, 5-5	Mike Watkins vs. IOWA, 1/16/19
	1.000, 5-5	Trent Buttrick at Alabama, 12/21/18
	.727, 8-11	Mike Watkins at Michigan, 1/3/19
	.714, 5-7	Josh Reaves vs. Wright State, 11/20/18
3-Point FG Made	7	Rasir Bolton vs. COLGATE, 12/8/18
	5	Myles Dread at DePaul, 11/15/18
3-Point FG Att.	10	Myles Dread at DePaul, 11/15/18
	9	Myles Dread vs. IOWA, 1/16/19
	9	Josh Reaves vs. IOWA, 1/16/19
	9	Rasir Bolton vs. UMBC, 12/29/18
	9	Rasir Bolton vs. COLGATE, 12/8/18
3-Pt FG Pct (min 2 made)	1.000, 3-3	Trent Buttrick at Alabama, 12/21/18
	.778, 7-9	Rasir Bolton vs. COLGATE, 12/8/18
	.667, 2-3	Jamari Wheeler vs. Wright State, 11/20/18
	.667, 2-3	Josh Reaves vs. Wright State, 11/20/18
	.667, 2-3	Myles Dread vs. Wright State, 11/20/18
	.667, 2-3	J. Reaves vs JACKSONVILLE STATE, 11/12/18
	.667, 2-3	Rasir Bolton vs NORTH FLORIDA, 11/9/18
Free Throws Made	12	Mike Watkins at Michigan, 1/3/19
	12	Lamar Stevens vs. Bradley, 11/21/18
	10	Lamar Stevens at Duquesne, 12/19/18
	10	Rasir Bolton vs. NC State, 12/15/18
Free Throw Att.	14	Lamar Stevens at Duquesne, 12/19/18
	14	Lamar Stevens vs. Bradley, 11/21/18
	11	Rasir Bolton vs. NC State, 12/15/18
	11	Lamar Stevens at DePaul, 11/15/18
FT Pct (min 4 made)	1.000, 8-8	Lamar Stevens vs NORTH FLORIDA, 11/9/18
	1.000, 6-6	Rasir Bolton vs. COLGATE, 12/8/18
	1.000, 5-5	Rasir Bolton vs. IOWA, 1/16/19
	1.000, 5-5	Myreon Jones at Alabama, 12/21/18
	1.000, 4-4	Lamar Stevens vs. WISCONSIN, 1/6/19
	1.000, 4-4	Rasir Bolton at Maryland, 12/1/18
	1.000, 4-4	Josh Reaves vs. Bradley, 11/21/18
	1.000, 4-4	Lamar Stevens vs. Wright State, 11/20/18
Rebounds	16	Mike Watkins vs. COLGATE, 12/8/18
	14	Mike Watkins at Nebraska, 1/10/19
Assists	9	Josh Reaves vs. MICHIGAN STATE, 1/13/19
	8	Josh Reaves at DePaul, 11/15/18
Steals	6	Myles Dread vs. Wright State, 11/20/18
	5	Josh Reaves vs. MICHIGAN STATE, 1/13/19
	5	Josh Reaves vs INDIANA, 12/4/18
	4	Josh Reaves at Duquesne, 12/19/18
	4	Josh Reaves at Maryland, 12/1/18
	4	Jamari Wheeler at Maryland, 12/1/18
	4	Josh Reaves at DePaul, 11/15/18
	4	Josh Reaves vs NORTH FLORIDA, 11/9/18
Blocked Shots	4	Mike Watkins vs. IOWA, 1/16/19
	3	Josh Reaves vs. MICHIGAN STATE, 1/13/19
	3	Mike Watkins at Nebraska, 1/10/19
	3	Trent Buttrick vs NORTH FLORIDA, 11/9/18
Minutes	43	Lamar Stevens at DePaul (ot), 11/15/18
	41	Myles Dread at DePaul (ot), 11/15/18
	40	Lamar Stevens at Michigan, 1/3/19
	40	Josh Reaves vs. NC State, 12/15/18
	40	Lamar Stevens vs. Bradley, 11/21/18
	40	L. Stevens vs JACKSONVILLE STATE, 11/12/18

OPPONENT INDIVIDUAL HIGHS

Points	22	Luka Garza, IOWA, 1/16/19
	22	Isaiah Roby, Nebraska, 1/10/19
	22	Ethan Happ, WISCONSIN, 1/6/19
	21	Eric Williams Jr., Duquesne, 12/19/18
	21	Max Strus, DePaul, 11/15/18
	19	Jordan Bohannon, IOWA, 1/16/19
	19	Glynn Watson Jr, Nebraska, 1/10/19
	19	Justin Robinson, VIRGINIA TECH, 11/27/18
Field Goals Made	10	Ethan Happ, WISCONSIN, 1/6/19
	9	Luka Garza, IOWA, 1/16/19
Field Goal Att.	24	Ethan Happ, WISCONSIN, 1/6/19
	20	Max Strus, DePaul, 11/15/18
FG Pct (min 5 made)	.889, 8-9	Isaiah Roby, Nebraska, 1/10/19
	.750, 6-8	Ryan Kriener, IOWA, 1/16/19
3-Point FG Made	5	Jordan Bohannon, IOWA, 1/16/19
	4	Isaiah Moss, IOWA, 1/16/19
	4	Matt McQuaid, MICHIGAN STATE, 1/13/19
	4	Ty Outlaw, VIRGINIA TECH, 11/27/18
	4	Justin Robinson, VIRGINIA TECH, 11/27/18
3-Point FG Att.	11	Max Strus, DePaul, 11/15/18
	8	Jordan Bohannon, IOWA, 1/16/19
	8	Garrett Sams, NORTH FLORIDA, 11/9/18
3-Pt FG Pct (min 2 made)	1.000, 4-4	Isaiah Moss, IOWA, 1/16/19
	1.000, 3-3	Brad Davison, WISCONSIN, 1/6/19
	1.000, 2-2	Brevin Pritzl, WISCONSIN, 1/6/19
	1.000, 2-2	Ezekiel Balogun, NORTH FLORIDA, 11/9/18
	.800, 4-5	Ty Outlaw, VIRGINIA TECH, 11/27/18
Free Throws Made	8	Michael Hughes, Duquesne, 12/19/18
	8	Eric Williams Jr., Duquesne, 12/19/18
	8	Sincere Carry, Duquesne, 12/19/18
	8	Bruno Fernando, Maryland, 12/1/18
	6	Eric Ayala, Maryland, 12/1/18
Free Throw Att.	10	Sincere Carry, Duquesne, 12/19/18
	8	Michael Hughes, Duquesne, 12/19/18
	8	Eric Williams Jr., Duquesne, 12/19/18
	8	Will Rayman, COLGATE, 12/8/18
	8	Bruno Fernando, Maryland, 12/1/18
	8	Eric Ayala, Maryland, 12/1/18
FT Pct (min 3 made)	1.000, 8-8	Michael Hughes, Duquesne, 12/19/18
	1.000, 8-8	Eric Williams Jr., Duquesne, 12/19/18
	1.000, 8-8	Bruno Fernando, Maryland, 12/1/18
	1.000, 4-4	Joe Wieskamp, IOWA, 1/16/19
	1.000, 4-4	Matt McQuaid, MICHIGAN STATE, 1/13/19
	1.000, 4-4	Tavian Dunn-Martin, Duquesne, 12/19/18
Rebounds	15	Jaylen Butz, DePaul, 11/15/18
	13	Bruno Fernando, Maryland, 12/1/18
Assists	7	I. Gandia-Rosa, NORTH FLORIDA, 11/9/18
	6	Jordan Bohannon, IOWA, 1/16/19
	6	Cassius Winston, MICHIGAN STATE, 1/13/19
	6	Sincere Carry, Duquesne, 12/19/18
	6	Eli Cain, DePaul, 11/15/18
Steals	6	Sincere Carry, Duquesne, 12/19/18
	4	Devin Gage, DePaul, 11/15/18
Blocked Shots	5	Nate Reuvers, WISCONSIN, 1/6/19
	4	Isaiah Roby, Nebraska, 1/10/19

Home games indicated by CAPS.

PENN STATE: LAST TIME IT HAPPENED

TEAM WON / LOSS

BEAT TOP 25 TEAM	11/27/18 vs. No. 13 Virginia Tech (63-62)
BEAT TOP 25 TEAM ROAD	1/25/18 at No. 13 Ohio State (82-79)
BEAT TOP 10 TEAM	2/15/18 vs. No. 8 Ohio State (79-56)
BEAT TOP 5 TEAM	2/17/16 vs. No. 4 Iowa (79-75)
BEAT A BIG TEN TEAM BY 20+	2/15/18 vs. No. 8 Ohio State (79-56)
WON IN OVERTIME	1/12/18 vs. Nebraska (76-74 (ot))
LOST IN OVERTIME	11/15/18 at DePaul (L, 70-72 (ot))
PLAYED DOUBLE OVERTIME	3/6/16 vs. Illinois (W, 86-79 (2ot))
PLAYED TRIPLE OVERTIME	2/1/17 at Indiana (L, 110-102 (3ot))
NEVER TRAILED	12/8/18 vs. Colgate (76-65)
CAME FROM 20+ DOWN TO WIN	3/15/95 (NIT) vs Miami (62-56) (-20)
CAME FROM 15+ DOWN TO WIN	12/19/15 at Drexel (63-57) (-17)
CAME FROM 10-14 DOWN TO WIN	3/14/18 vs. Temple-NIT (63-57) (-11)
WON BIG TEN ROAD	2/11/18 at Illinois (74-52)
WON BIG TEN NEUTRAL	1/7/17 vs. Michigan State (The Palestra) (72-63)
WON TOP 25 BIG TEN ROAD	1/25/18 at 13/13 Ohio State (82-79)
WON NON-CONFERENCE ROAD	12/19/18 at Duquesne, (73-67)
WON NON-CONFERENCE NEUTRAL	11/20/18 vs. Wright St., Cancun Chall. (77-59)
LOST BIG TEN AT HOME	1/16/19 vs. Iowa (82-89)
LOST NON-CONFERENCE AT BJC	12/22/17 vs. Rider (70-71)
LOST NON-CONFERENCE AT REC HALL	12/14/13 vs. Princeton (71-69 (ot)) - at Rec Hall

TEAM SCORING

SCORED 100+	2/1/17 at Indiana (102 (3ot))
ALLOWED 100+	2/1/17 at Indiana, 110 (3ot))
BOTH TEAMS SCORED 100+	2/1/17 at Indiana (L, 110-102 (3ot))
SCORED 90+	12/18/16 vs. St. John's (92); 12/21/16 vs. Morgan State (96)
ALLOWED 90+	1/15/18 vs. Minnesota (95-84 (ot))
SCORED 80+	3/29/18 vs. Utah-NIT (82-66)
CONSECUTIVE GAMES SCORING 80+	3; 11/20/17 vs. Pittsburgh ((85) 11/21/17 vs. 16/19 Texas A&M (87), 11/24/17 vs. Oral Roberts (86) 3; 11/11/16 vs. Albany (81), 11/13/16 vs. Duquesne (82), 11/15/16 vs. Grand Canyon (85)
SCORED UNDER 50	1/25/16 at Ohio State (46)
SCORED UNDER 40	2/21/15 at Northwestern (39)
SCORED 60+ IN A HALF	12/19/09 vs. Gardner-Webb (60 2nd)
SCORED 50+ IN FIRST HALF	12/18/16 vs. St. John's (52)
SCORED 50+ IN SECOND HALF	11/10/17 vs. Campbell (50)
SCORED 45+ IN FIRST HALF	1/16/19 vs. Iowa (82-89)
BENCH SCORED 50+	12/7/05 vs. UMKC (50)
OPP SCORED 45 OR LESS	1/27/18 vs. Rutgers (43)
CONSECUTIVE OPP BELOW 45	2009 at Temple (45) & UMBC (42)
OPP SCORED 40 OR LESS	3/6/14 at Northwestern (32)
CONSECUTIVE OPP BELOW 40	2007 vs. Princeton (38) & Denver (39)
OPP SCORED 10 OR LESS IN HALF	12/15/07 Denver (10)
OPP SCORED 15 OR LESS IN HALF	2/7/15 Nebraska (13)

TEAM SHOOTING

SHOT 60%+ FG	11/25/09 vs. Sacred Heart (63.8%)
SHOT 60%+ FG IN BIG TEN	1/3/06 vs Northwestern (64.0%)
SHOT 50%+ FG IN BIG TEN	2/18/18 at Purdue (28-56, 50.0%)
SHOT 70% IN HALF	1/5/18 vs. Northwestern (17-24, 70.8%)
SHOT 60% IN HALF	1/25/18 at 13/13 Ohio State (2nd, 15-25, 60.0%)
SHOT UNDER 30%	11/21/18 vs. Bradley (17-59, 28.8%)
SHOT 70%+ FROM 3PT	PSU record - 1/25/18 at 13/13 Ohio State, 11-14, 78.6%
SHOT 60%+ FROM 3PT	11/28/10 vs. Furman (12-19, 63.2%)
SHOT 50%+ FROM 3PT	11/20/18 vs. Wright State, Cancun Challenge (9-17, 52.9%)
SHOT 95%+ FROM FT	12/21/18 at Alabama (5-5, 100%)
SHOT 90%+ FROM FT	2/11/17 at Illinois (18-20, 90%)
SHOT 85%+ FROM FT	12/21/16 vs Morgan State (21-24, 87.5%)
SHOT 40% OR LESS FT	1/25/16 at Ohio State (2-5, 40%)
SHOT 0.0% FT	1/3/12 at Wisconsin (0-1, 0.0%)

OPP SHOT 60%+ FG	12/15/18 NC State (60.7%)
OPP SHOT BELOW 30% FG	1/1/17 at Rutgers (18-63, 28.6%)
OPP SHOT 0.0% 3FG	12/17/17 at George Mason (0-14)

TEAM REBOUNDING

50+ REBOUNDS	12/29/12 vs. Duquesne (50)
45+ REBOUNDS	1/10/19 at Nebraska (46)
20+ OFFENSIVE REBS	1/10/19 at Nebraska (21)
20 OR LESS REBOUNDS	2/29/12 at Purdue (17)
OPP 20 OR LESS REBOUNDS	2/11/17 at Illinois (20)

TEAM STEALS, ASSISTS, TURNOVERS, BLOCKS

15+ STEALS	11/12/17 vs. Fairleigh Dickinson (18)
10+ STEALS	12/4/18 vs. Indiana, (12)
30+ ASSISTS	12/30/06 vs. VMI (36)
20+ ASSISTS	1/16/19 vs. Iowa (23)
CONSEC. GAMES/ 20+ ASSISTS	1/2/18 at Maryland (20) & 12/30/17 vs. Coppin St. (22) 12/18/16 vs. St. John's (23), 12/21/16 vs Morgan State (23) 11/13/16 vs. Duquesne (20), 11/15/16 vs. Grand Canyon (20)
5 OR FEWER TURNOVERS	3/1/18 vs. Northwestern-BTT (5)
20 + TURNOVERS	11/12/17 vs. Fairleigh Dickinson (23)
OPP 25+ TURNOVERS	11/12/17 Fairleigh Dickinson (31)
10+ BLOCKS	12/22/17 vs. Rider (12)
10 PLAYERS 10+ MINUTES	12/19/09 vs. Gardner-Webb (10)

INDIVIDUAL SCORING

PLAYER 40+ POINTS	Gene Harris (46) vs. Holy Cross, 12/28/1961
PLAYER 35+ POINTS	D.J. Newbill (37) vs. Purdue, 1/17/2015
PLAYER 30-34 POINTS	Lamar Stevens (30) at Marquette-NIT, 3/20/18
3 PLAYERS 20+ POINTS	Claxton, Comley, Hassell vs. VMI, 12/30/2006
2 PLAYERS 20+ POINTS	Lamar Stevens (25) & Rasir Bolton (25) vs. Jacksonville State, 11/12/18
6+ PLAYERS 10+ POINTS	11/20/17 vs. Pittsburgh (6)
5+ PLAYERS 10+ POINTS	2/11/18 at Illinois (5)
2+ PLAYERS DOUBLE-DOUBLES	1/3/19 at Michigan Mike Watkins (19 pts/12 reb) & Lamar Stevens (17 pts/10 reb)

MISC. INDIVIDUAL

PLAYER 20+ REBOUNDS	Aaron Johnson (21) vs. Northwestern, 1/22/05
PLAYER 15+ REBOUNDS	Mike Watkins (16) vs. Colgate, 12/8/18
PLAYER 10+ ASSISTS	Tony Carr (14) vs. Utah-NIT (82-66), 3/29/18
PLAYER 5+ STEALS	Josh Reaves (5) vs. Michigan State, 1/13/19
PLAYER 5+ BLOCKS	Mike Watkins (7) vs. Wisconsin, 12/4/17
PLAYER 5+ BLOCKS, Consec. Games	Mike Watkins (5) vs. Albany, 11/11/16; Duquesne, 11/13/16
PLAYER 6+ THREES	Rasir Bolton (7) vs. Colgate, 12/8/18

2018-19 PENN STATE BOX SCORES

G1: Penn State 87, North Florida 72

Nov. 9, 2018 • Bryce Jordan Center • University Park, Pa.

North Florida	FG	3FG	FT	R	PF	TP	A	TO	B	S	Min
N. Horchler f	5-9	0-2	0-3	0-10-10	3	10	0	3	2	0	25
W. Aminu f	3-4	0-0	2-2	0-2-2	5	8	0	1	1	0	11
J. Escobar g	2-5	1-3	0-0	0-1-1	2	5	0	2	0	1	22
Gandia-Rosa g	3-10	0-4	1-1	1-0-1	5	7	1	0	1	0	25
G. Sams g	6-17	1-8	3-4	2-0-2	2	16	1	2	0	1	29
E. Balogun	4-5	2-2	0-2	3-2-5	4	10	0	2	2	1	17
R. Burkhardt	0-1	0-1	0-0	0-0-0	0	0	0	0	0	1	11
B. Coffey	1-2	0-0	1-2	0-0-0	3	3	3	2	0	1	15
T. Day	2-7	1-4	3-4	1-4-5	3	8	1	1	0	3	16
C. Hendricksen	0-3	0-3	3-4	2-4-6	0	3	0	0	0	0	17
C. Copeland	1-1	0-0	0-0	0-1-1	2	2	1	1	0	0	12
Team				2-3-5							
Totals	27-64	5-27	13-22	11-27-38	29	72	13	15	6	9	200
Pct.	42.2	18.5	59.1								

	1	%	2	%	Game	%	DB
FGS	11-33	33.3	16-31	51.6	27-64	42.2	
3FGS	0-13	0.0	5-14	35.7	5-27	18.5	5
FT	6-9	66.7	7-13	53.8	13-22	59.1	

Penn State	FG	3FG	FT	R	PF	TP	A	TO	B	S	Min
L. Stevens f	7-14	0-2	8-8	0-10-10	3	22	0	4	1	0	36
J. Harrar f	3-5	0-0	1-4	3-4-7	2	7	0	3	0	0	16
M. Dread g	6-10	4-8	1-2	0-2-2	2	17	2	0	0	0	31
J. Wheeler g	1-2	0-1	1-2	0-3-3	4	3	3	2	0	1	23
J. Reeves g	5-8	1-1	8-10	0-3-3	3	19	4	4	1	4	33
M. Jones	1-8	0-2	0-1	0-1-1	2	2	0	0	0	1	14
D. Zemgulis	0-1	0-1	0-0	0-2-2	0	0	2	0	0	0	5
R. Bolton	3-5	2-3	5-6	0-3-3	1	13	6	2	0	0	22
T. Buttrick	1-4	1-3	1-2	1-1-2	2	4	0	0	3	1	20
Team				5-1-6							
Totals	27-57	8-21	25-35	9-30-39	19	87	17	15	5	7	200
Pct.	47.4	38.1	71.4								

	1	%	2	%	Game	%	DB
FGS	13-28	46.4	14-29	48.3	27-57	47.4	
3FGS	3-12	25.0	5-9	55.6	8-21	38.1	4
FT	11-14	78.6	14-21	66.7	25-35	71.4	

Officials: Paul Szecel, Courtney Green, Donnie Eppley

Attendance: 9,060 • Technical Fouls: None

Flagrant-1 on PSU #2 at 15:15 of 2nd half

Score by Periods	1	2	Total
North Florida	28	44	72
Penn State	40	47	87

G2: Penn State 76, Jacksonville State 61

Nov. 12, 2018 • Bryce Jordan Center • University Park, Pa.

Jacksonville St.	FG	3FG	FT	R	PF	TP	A	TO	B	S	Min
J. Burnell f	5-12	1-3	3-3	2-10-12	5	14	2	2	1	0	33
Cunningham f	5-8	0-0	0-1	5-4-9	3	10	0	4	1	1	25
D. Mostella g	7-16	1-6	2-2	1-1-2	2	17	0	3	0	2	30
T. Hudson g	2-7	0-2	3-3	0-2-2	3	7	4	0	0	0	28
M. Hunter g	2-6	1-3	0-0	3-4-7	0	5	0	2	0	0	27
J. Gregory	2-7	0-0	4-7	0-2-2	4	8	0	2	1	2	24
M. Zeliznak	0-0	0-0	0-0	0-1-1	0	0	0	1	0	0	6
M. Dunlap	0-0	0-0	0-0	1-1-2	0	0	0	0	0	0	8
J. Cross	0-2	0-0	0-0	0-0-0	3	0	0	0	0	0	15
D. St. Hilaire	0-0	0-0	0-0	0-0-0	2	0	0	2	0	0	4
Team				0-0-0							
Totals	23-58	3-14	12-16	12-25-37	22	61	6	16	3	5	200
Pct.	39.7	21.4	75.0								

	1	%	2	%	Game	%	DB
FGS	11-27	40.7	12-31	38.7	23-58	39.7	
3FGS	2-5	40.0	1-9	11.1	3-14	21.4	5, 1
FT	8-10	80.0	4-6	66.7	12-16	75.0	

Penn State	FG	3FG	FT	R	PF	TP	A	TO	B	S	Min
L. Stevens f	9-18	2-6	5-7	2-7-9	2	25	3	1	1	2	40
J. Harrar f	1-3	0-0	1-3	4-2-6	2	3	0	0	0	1	26
M. Dread g	3-12	1-8	0-0	3-2-5	2	7	1	0	0	0	37
J. Wheeler g	0-4	0-2	0-0	1-1-2	3	0	2	1	0	1	21
J. Reeves g	4-6	2-3	1-1	0-2-2	3	11	2	1	2	2	23
M. Jones	0-4	0-2	2-3	0-1-1	0	2	1	0	0	1	9
R. Bolton	8-14	4-8	5-7	0-1-1	2	25	1	1	0	0	30
T. Buttrick	1-3	1-3	0-0	2-3-5	3	3	0	1	1	0	14
Team				3-1-4							
Totals	26-64	10-32	14-21	15-20-35	17	76	10	6	3	7	200
Pct.	40.6	31.3	66.7								

	1	%	2	%	Game	%	DB
FGS	13-33	39.4	13-31	41.9	26-64	40.6	
3FGS	5-16	31.3	5-16	31.3	10-32	31.3	4, 2
FT	6-10	60.0	8-11	72.7	14-21	66.7	

Officials: Bill Elk, Chris Beaver, Bill McCarthy

Attendance: 7,722 • Technical Fouls: None

Flagrant foul on JSU #00 at 1:02 of 2nd half

Score by Periods	1	2	Total
Jacksonville State	32	29	61
Penn State	47	39	76

G3: DePaul 72, Penn State 70 (OT)

Nov. 15, 2018 • Wintrust Arena • Chicago, Ill.

Penn State	FG	3FG	FT	R	PF	TP	A	TO	B	S	Min
L. Stevens f	9-20	0-1	7-11	1-11-12	3	25	2	3	0	2	43
J. Harrar f	1-2	0-0	1-2	0-3-3	5	3	2	3	0	0	31
M. Dread g	7-15	5-10	0-0	1-3-4	2	19	0	1	1	1	41
J. Wheeler g	1-2	0-1	0-1	0-3-3	2	2	0	2	0	2	22
J. Reeves g	5-9	3-7	0-0	4-2-6	4	13	8	2	1	4	37
M. Jones	1-3	1-2	0-0	0-0-0	0	3	0	1	0	0	6
D. Zemgulis	0-0	0-0	0-0	0-0-0	0	0	0	0	0	0	1
R. Bolton	0-10	0-6	0-0	1-3-4	4	0	0	4	0	1	30
T. Buttrick	1-3	1-3	2-2	2-0-2	3	5	1	0	0	0	14
Team				1-1-2							
Totals	25-64	10-30	10-16	10-26-36	23	70	13	16	2	10	225
Pct.	39.1	33.3	62.5								

	1	%	2	%	OT	%	Game	%	DB
FGS	12-32	37.5	13-26	50.0	0-6	0.0	25-64	39.1	
3FGS	5-15	33.3	5-12	41.7	0-3	0.0	10-30	33.3	1, 0
FT	2-3	66.7	6-11	54.5	2-2	100.0	10-16	62.5	

DePaul	FG	3FG	FT	R	PF	TP	A	TO	B	S	Min
J. Butz f	3-4	0-0	2-4	5-10-15	4	8	1	4	0	0	32
D. Gage g	5-9	0-2	4-5	0-2-2	3	14	3	6	0	4	34
Coleman-Lands g	1-7	0-5	1-2	0-0-0	0	3	1	2	0	2	31
E. Cain g	2-9	0-2	1-3	0-7-7	0	5	6	2	1	0	43
M. Strus g	7-20	3-11	4-5	2-7-9	4	21	2	1	0	1	43
P. Reed	4-6	0-1	0-0	2-4-6	3	8	1	1	1	0	12
F. Olujobi	6-9	0-1	1-2	1-3-4	3	13	0	0	0	2	30
Team				3-1-4							
Totals	28-64	3-22	13-21	13-34-47	17	72	14	16	2	9	225
Pct.	43.8	13.6	61.9								

	1	%	2	%	OT	%	Game	%	DB
FGS	15-29	51.7	12-29	41.4	1-6	16.7	28-64	43.8	
3FGS	0-7	0.0	3-12	25.0	0-3	0.0	3-22	13.6	5, 0
FT	6-9	66.7	5-8	62.5	2-4	50.0	13-21	61.9	

Officials: Lamont Simpson, D.J. Carstensen, Steve McJunkins

Attendance: 3,926 • Technical Fouls: DePaul: Olujobi, 2nd, 14:27, Team

Score by Periods	1	2	OT	Total
Penn State	31	37	2	70
DePaul	36	32	4	72

G4: Penn State 77, Wright State 59

Nov. 20, 2018 • Hard Rock Hotel Riviera Maya • Cancun, Mexico

Wright State	FG	3FG	FT
--------------	----	-----	----

2018-19 PENN STATE BOX SCORES

G7: #24 Maryland 66, Penn State 59 Dec. 1, 2018 • Xfinity Center • College Park, Md.

Penn State	FG	3FG	FT	R	PF	TP	A	TO	B	S	Min
L. Stevens	f 9-24	1-4	0-1	1-7-8	2	19	1	1	0	0	35
J. Harrar	f 3-3	0-0	0-0	3-1-4	3	6	1	0	0	0	23
M. Dread	g 1-3	0-2	0-1	0-2-2	2	2	1	0	1	0	25
J. Wheeler	g 0-1	0-0	0-0	0-0-0	3	2	2	1	0	4	15
J. Reeves	g 7-18	3-8	0-0	3-4-7	4	17	2	5	0	4	38
M. Watkins	0-0	0-0	0-0	0-0-0	4	0	1	0	2	2	11
M. Jones	0-3	0-1	0-0	0-0-0	0	0	0	0	0	0	13
R. Bolton	5-8	1-3	4-4	1-1-2	3	15	0	0	0	1	31
T. Buttrick	0-3	0-3	0-0	0-2-2	3	0	0	0	0	0	9
Team				2-1-3							
Totals	25-63	5-21	4-6	10-18-28	24	59	9	8	2	12	200
Pct.	39.7	23.8	66.7								

	1	%	2	%	Game	%	DB
FGS	14-33	42.4	11-30	36.7	25-63	39.7	
3FGS	3-11	27.3	2-10	20.0	5-21	23.8	0,0
FT	0-2	0.0	4-4	100.0	4-6	66.7	

Maryland	FG	3FG	FT	R	PF	TP	A	TO	B	S	Min
B. Fernando	f 2-6	0-0	8-8	3-10-13	2	12	2	3	1	0	36
J. Smith	f 7-12	1-2	1-4	2-6-8	3	16	0	1	0	1	33
A. Cowan	g 6-12	2-6	1-1	0-2-2	2	15	4	6	0	1	34
E. Ayala	g 1-3	0-2	6-8	0-4-4	2	8	2	2	0	0	34
D. Morsell	g 3-5	0-1	0-2	2-2-4	2	6	1	3	0	0	24
I. Bender	0-0	0-0	0-0	0-0-0	0	0	0	0	0	0	1
S. Smith	0-0	0-0	0-0	0-1-1	0	0	0	1	0	0	8
R. Lindo	0-0	0-0	0-0	0-0-0	1	0	0	0	0	0	4
A. Wiggins	3-7	1-3	2-2	1-2-3	2	9	0	1	0	0	26
Team				2-3-5							
Totals	22-45	4-14	18-25	10-30-40	14	66	9	17	1	2	200
Pct.	48.9	28.6	72.0								

	1	%	2	%	Game	%	DB
FGS	8-21	38.1	14-24	58.3	22-45	48.9	
3FGS	1-8	12.5	3-6	50.0	4-14	28.6	2,0
FT	13-17	76.5	5-6	60.5	18-25	72.0	

Officials: Larry Sciroto, Courtney Green, Lewis Garrison
Attendance: 15,481 • Technical Fouls: None

Score by Periods	1	2	Total
Penn State	31	28	59
Maryland	30	36	66

G8: Indiana 64, Penn State 62 Dec. 4, 2018 • Bryce Jordan Center • University Park, Pa.

Indiana	FG	3FG	FT	R	PF	TP	A	TO	B	S	Min
J. Smith	f 0-4	0-0	0-0	3-6-9	4	0	0	3	0	2	25
J. Morgan	f 5-12	0-2	0-0	0-6-6	4	10	0	1	1	0	26
R. Langford	g 6-13	2-5	3-3	1-5-6	2	17	1	2	0	0	34
A. Durham	g 3-5	2-3	4-6	0-1-1	3	12	2	1	0	0	29
R. Phinisee	g 4-9	1-2	3-3	0-5-5	0	12	5	1	1	1	29
D. Green	2-5	2-3	0-0	0-3-3	0	6	3	4	1	1	17
Z. McRoberts	0-1	0-1	0-0	1-1-2	0	0	0	1	0	0	11
D. Davis	1-1	0-0	0-0	0-0-0	4	2	0	1	0	1	5
C. Moore	1-1	0-0	1-1	1-3-4	2	3	0	2	1	1	7
E. Fitzner	1-4	0-2	0-1	0-5-5	2	2	1	0	1	0	17
Team				1-0-1							
Totals	23-55	7-18	11-14	7-35-42	21	64	12	16	5	6	200
Pct.	41.8	38.9	78.6								

	1	%	2	%	Game	%	DB
FGS	12-33	36.4	11-22	50.0	23-55	41.8	
3FGS	5-14	35.7	2-4	50.0	7-18	38.9	0,0
FT	5-6	83.3	6-8	75.0	11-14	78.6	

Penn State	FG	3FG	FT	R	PF	TP	A	TO	B	S	Min
L. Stevens	f 5-13	0-3	2-4	1-9-10	2	12	2	2	0	1	37
J. Harrar	f 1-2	0-0	3-6	4-2-6	3	5	0	0	0	0	22
M. Dread	g 4-10	2-7	2-2	0-2-2	3	12	0	1	0	1	25
R. Bolton	g 6-14	2-5	3-4	2-2-4	3	17	2	3	0	1	35
J. Reeves	g 1-9	0-1	1-6	3-4-7	2	3	3	1	2	5	34
M. Jones	2-5	1-3	0-1	0-1-1	1	5	2	1	0	2	15
J. Wheeler	1-4	0-1	0-0	4-4-8	1	2	2	0	2	2	17
M. Watkins	3-4	0-0	0-3	0-2-2	1	6	0	1	0	0	11
T. Buttrick	0-1	0-1	0-0	0-0-0	0	0	0	0	0	0	4
Team				1-2-3							
Totals	23-62	5-21	11-26	15-28-43	16	62	11	11	2	12	200
Pct.	37.1	23.8	42.3								

	1	%	2	%	Game	%	DB
FGS	12-30	40.0	11-32	34.4	23-62	37.1	
3FGS	2-8	25.0	3-13	23.1	5-21	23.8	4,0
FT	4-14	28.6	7-12	58.3	11-26	42.3	

Officials: D.J. Carstensen, Bill Ek, Donnie Eppley
Attendance: 8,972 • Technical Fouls: None

Score by Periods	1	2	Total
Indiana	34	30	64
Penn State	30	32	62

G9: Penn State 76, Colgate 65 Dec. 8, 2018 • Bryce Jordan Center • University Park, Pa.

Colgate	FG	3FG	FT	R	PF	TP	A	TO	B	S	Min
W. Rayman	f 4-9	2-3	5-8	1-6-7	4	15	1	3	2	1	35
R. Ivanuskas	f 7-13	0-1	0-0	0-4-4	5	14	4	1	0	0	30
D. Batt	c 1-2	0-0	0-0	0-1-1	2	2	1	0	0	1	20
J. Burns	g 4-12	2-6	0-0	1-0-1	3	10	3	6	1	3	33
T. Richardson	g 5-7	3-4	0-0	0-2-2	0	13	4	1	1	3	32
M. Regisford	0-2	0-0	0-0	0-5-5	0	0	1	2	0	0	16
J. Ferguson	3-7	2-5	0-0	0-1-1	1	8	0	0	0	0	18
F. Amiel	1-2	1-2	0-0	0-3-3	0	3	0	0	0	0	16
Team				0-0-0							
Totals	25-54	10-21	5-8	2-22-24	15	65	14	14	4	9	200
Pct.	46.3	47.6	62.5								

	1	%	2	%	Game	%	DB
FGS	12-25	48.0	13-29	44.8	25-54	46.3	
3FGS	3-8	37.5	7-13	53.8	10-21	47.6	1,1
FT	3-5	60.0	2-3	66.7	5-8	62.5	

Penn State	FG	3FG	FT	R	PF	TP	A	TO	B	S	Min
L. Stevens	f 5-13	0-4	2-2	4-6-10	2	12	2	4	1	0	39
M. Watkins	f 6-11	0-0	6-9	5-11-16	1	18	0	2	2	0	23
M. Dread	g 1-6	1-4	0-0	0-0-0	1	3	2	0	0	1	22
R. Bolton	g 7-13	7-9	6-6	0-0-0	2	27	1	4	0	1	31
J. Reeves	g 4-9	1-5	0-0	1-5-6	3	9	5	1	1	3	34
M. Jones	1-3	1-3	0-0	0-0-0	0	3	1	2	0	0	13
J. Wheeler	0-1	0-0	0-0	0-3-3	1	0	3	2	0	1	15
J. Harrar	1-3	0-0	2-2	2-1-3	1	4	0	1	1	1	16
T. Buttrick	0-1	0-1	0-0	0-1-1	2	0	1	0	0	0	7
Team				2-2-4							
Totals	25-60	10-26	16-19	14-29-43	13	76	15	16	5	7	200
Pct.	41.7	38.5	84.2								

	1	%	2	%	Game	%	DB
FGS	15-33	45.5	10-27	37.0	25-60	41.7	
3FGS	7-15	46.7	3-11	27.3	10-26	38.5	1
FT	4-5	80.0	12-14	85.7	16-19	84.2	

Officials: Bill McCarthy, Edwin Young, Ed Phillips
Attendance: 8,056 • Technical Fouls: None

Score by Periods	1	2	Total
Colgate	30	35	65
Penn State	41	35	76

G10: NC State 89, Penn State 78 Dec. 15, 2018 • Boardwalk Hall • Atlantic City, N.J.

NC State	FG	3FG	FT	R	PF	TP	A	TO	B	S	Min
W. Walker	f 4-7	1-2	0-0	2-6-8	4	9	1	1	0	0	25
T. Dorn	g 7-11	0-1	1-3	0-4-4	2	15	0	2	0	1	25
B. Beverly	g 7-10	3-4	1-1	0-3-3	4	18	5	1	0	0	31
C. Bryce	g 4-4	1-1	4-6	1-3-4	0	13	0	3	0	2	30
D. Daniels	g 2-6	0-0	1-2	0-4-4	4	5	2	2	1	1	22
Funderburk	4-4										

2018-19 PENN STATE BOX SCORES

G13: Penn State 74, UMBC 52

Dec. 29, 2018 • Bryce Jordan Center • University Park, Pa.

UMBC	FG	3FG	FT	R	PF	TP	A	TO	B	S	Min
J. Sherburne	f 7-16	2-6	0-0	0-3-3	2	16	1	2	0	0	33
D. Akin	f 1-6	0-0	0-0	5-2-7	3	2	1	3	0	0	24
R. Eytile-Rockg	1-5	0-1	2-2	1-2-3	2	4	2	1	0	2	28
R. Council	g 2-2	1-1	0-0	0-0-0	0	5	1	0	0	0	13
K. Jackson	g 2-5	2-3	0-0	1-4-5	2	6	1	2	0	1	26
L. Rogers	0-0	0-0	0-0	0-0-0	0	0	0	0	0	0	1
J. Rosario	0-0	0-0	0-0	0-0-0	0	0	0	0	0	0	3
B. Horvath	2-6	0-2	0-2	1-0-1	1	4	1	1	0	1	22
J. Placer	4-4	1-1	0-0	0-0-0	1	9	0	1	0	0	15
S. Schwietz	0-3	0-0	2-2	1-3-4	2	2	1	0	0	0	13
A. Lamar	1-6	0-3	0-0	0-1-1	4	2	0	0	0	0	15
N. Gerrity	0-1	0-0	0-1	1-1-2	0	0	0	0	1	0	4
J. Schwietz	0-2	0-0	2-2	0-0-0	0	2	0	0	0	0	3
Team				4-0-4							
Totals	20-56	6-17	6-9	14-16-30	17	52	8	11	1	4	200
Pct.	35.7	35.3	66.7								

FGS	1	%	2	%	Game	%	DB
FGS	11-28	39.3	9-28	32.1	20-56	35.7	Reb
3FGS	3-8	37.5	3-9	33.3	6-17	35.3	1
FT	2-2	100.0	4-7	57.1	6-9	66.7	

Penn State	FG	3FG	FT	R	PF	TP	A	TO	B	S	Min
L. Stevens	f 6-11	0-0	4-7	1-6-7	2	16	3	3	1	0	34
M. Watkins	f 2-3	0-0	3-6	1-3-4	0	7	1	1	2	0	20
T. Buttrick	f 1-4	0-2	1-1	0-2-2	0	3	0	1	1	1	11
R. Bolton	g 6-12	4-9	2-3	0-1-1	18	1	0	0	1	0	34
J. Reaves	g 3-5	1-1	2-2	0-2-2	2	9	5	1	2	1	33
M. Jones	2-5	2-4	0-0	0-3-3	0	6	2	0	0	1	17
D. Zengulis	0-0	0-0	0-0	0-1-1	0	0	0	0	0	1	2
M. Dread	3-6	3-5	0-0	0-0-0	3	9	0	1	0	1	19
D. Kasatkin	0-0	0-0	0-0	1-0-1	1	0	1	0	0	0	4
J. Wheeler	0-0	0-0	0-0	1-0-1	3	0	0	1	0	0	4
K. McCloskey	1-2	0-0	0-0	2-0-2	0	2	0	0	0	0	3
T. Nussbaum	0-0	0-0	0-0	0-0-0	1	0	0	0	0	0	1
J. Harrar	1-2	0-0	2-2	3-3-6	1	4	1	0	0	0	17
G. Hazle	0-0	0-0	0-0	0-1-1	0	0	0	0	0	0	1
Team				3-2-5							1
Totals	25-50	10-21	14-21	12-24-36	14	74	14	10	6	6	200
Pct.	50.0	47.6	66.7								

FGS	1	%	2	%	Game	%	DB
FGS	14-24	58.3	11-26	42.3	25-50	50.0	Reb
3FGS	5-10	50.0	5-11	45.5	10-21	47.6	4
FT	7-9	77.8	7-12	58.3	14-21	66.7	

Officials: Rob Riley, Courtney Green, John Floyd
Attendance: 9,042 • **Technical Fouls:** None
 Flagrant-1 on UMBC #33 at 10:33 of first half.
 Score by Periods 1 2 Total
 UMBC 27 25 52
 Penn State 40 34 74

G14: #2 Michigan 68, Penn State 55

Jan. 3, 2019 • Crisler Center • Ann Arbor, Mich.

Penn State	FG	3FG	FT	R	PF	TP	A	TO	B	S	Min
L. Stevens	f 8-18	0-1	1-2	1-9-10	2	17	2	3	0	0	40
J. Harrar	f 1-3	0-0	0-0	0-3-3	1	2	0	0	0	3	14
T. Buttrick	f 0-1	0-1	0-0	0-0-0	2	0	0	0	0	0	10
R. Bolton	g 3-7	0-3	0-0	0-1-1	1	6	1	7	0	0	31
J. Reaves	g 3-8	0-2	0-0	2-1-2	2	6	3	2	1	2	27
M. Jones	0-3	0-2	2-2	0-2-2	1	2	0	2	0	0	13
M. Dread	1-5	1-4	0-0	0-4-4	3	3	0	1	0	0	31
J. Wheeler	0-1	0-1	0-0	0-2-2	3	0	0	1	0	0	8
M. Watkins	8-11	0-0	3-5	4-8-12	1	19	0	1	2	1	26
Team				0-0-0							1
Totals	24-57	1-14	6-9	7-30-37	16	55	6	18	3	6	200
Pct.	42.1	7.1	66.7								

FGS	1	%	2	%	Game	%	DB
FGS	9-25	36.0	15-32	46.9	24-57	42.1	Reb
3FGS	0-3	0.0	1-11	9.1	1-14	7.1	3
FT	2-3	66.7	4-6	66.7	6-9	66.7	

Michigan	FG	3FG	FT	R	PF	TP	A	TO	B	S	Min
I. Brazdeikis	f 6-16	1-3	3-4	1-10-11	1	16	0	1	1	2	38
J. Teske	c 3-9	1-3	2-4	0-5-5	3	9	2	0	2	1	32
C. Matthews	g 6-11	1-1	1-2	1-4-5	2	14	0	4	1	2	31
J. Poole	g 5-9	1-4	6-7	0-1-1	1	17	2	4	1	1	39
Z. Simpson	g 3-7	1-3	1-2	1-4-5	3	8	5	1	0	1	33
B. Jones Jr.	0-0	0-0	0-0	0-0-0	1	0	0	0	0	0	2
A. Davis	1-1	0-0	0-0	0-1-1	2	2	1	0	0	0	8
E. Brooks	1-2	0-0	0-0	0-1-1	0	2	0	0	1	1	17
Team				0-0-0							2
Totals	25-55	5-14	13-19	3-26-29	13	68	10	6	8	200	
Pct.	45.5	35.7	68.4								

FGS	1	%	2	%	Game	%	DB
FGS	10-28	35.7	15-27	55.6	25-55	45.5	Reb
3FGS	2-7	28.6	3-7	42.9	5-14	35.7	3
FT	3-3	100.0	10-16	62.5	13-19	68.4	

Officials: Chris Beaver, Donnie Eppley, Paul Szelc
Attendance: 12,707, sellout • **Technical Fouls:** None
 Score by Periods 1 2 Total
 Penn State 20 35 55
 Michigan 25 43 68

G15: #22 Wisconsin 71, Penn State 52

Jan. 6, 2019 • Bryce Jordan Center • University Park, Pa.

Wisconsin	FG	3FG	FT	R	PF	TP	A	TO	B	S	Min
E. Happ	f 10-24	0-0	2-2	4-4-8	3	22	4	1	1	0	34
N. Reuvers	f 5-7	1-2	0-1	0-2-3	3	11	1	0	5	0	25
D. Trice	g 2-9	1-6	0-0	0-1-1	4	5	4	1	0	3	29
K. Iverson	g 0-0	0-0	0-0	2-4-6	0	3	0	0	0	2	28
B. Davison	g 5-9	3-3	1-2	1-6-7	2	14	3	1	0	1	31
B. Pritzl	2-3	2-2	0-0	0-1-1	0	6	1	1	0	0	17
A. Ford	0-1	0-1	0-0	0-0-0	1	0	0	1	0	1	7
W. McGrooy	0-0	0-0	0-0	0-0-0	0	0	0	0	0	0	1
T. Strickland	1-1	0-0	0-0	0-0-0	0	2	0	0	0	0	1
C. Thomas	3-4	1-2	0-0	0-1-1	1	7	1	0	0	0	10
K. King	2-3	0-0	0-0	0-2-2	0	4	0	1	0	2	16
M. Ballard	0-0	0-0	0-0	0-0-0	0	0	0	0	0	0	1
Team				1-4-5							1
Totals	30-61	8-16	3-5	8-25-33	14	71	17	7	6	9	200
Pct.	49.2	50.0	60.0								

FGS	1	%	2	%	Game	%	DB
FGS	14-34	41.2	16-27	59.3	30-61	49.2	Reb
3FGS	4-7	57.1	4-9	44.4	8-16	50.0	0
FT	1-2	50.0	2-3	66.7	3-5	60.0	

Penn State	FG	3FG	FT	R	PF	TP	A	TO	B	S	Min
L. Stevens	f 9-18	0-1	4-4	2-2-4	3	22	1	4	0	0	35
M. Watkins	f 2-2	0-0	0-0	3-7-10	1	4	0	5	1	1	23
M. Dread	g 3-7	3-7	0-3	0-5-5	1	9	0	0	0	0	27
R. Bolton	g 2-10	1-6	2-2	0-2-2	0	7	5	2	0	0	33
J. Reaves	g 3-8	0-1	0-1	2-4-6	3	6	1	2	0	1	28
M. Jones	0-3	0-2	1-2	0-1-1	1	1	1	1	0	1	17
J. Wheeler	0-1	0-0	0-0	1-0-1	0	2	0	1	0	1	14
J. Harrar	0-1	0-1	0-0	1-2-3	3	0	0	1	0	1	15
T. Buttrick	1-3	0-2	1-1	0-1-1	1	3	0	1	0	0	8
Team				2-0-2							
Totals	20-53	4-20	8-13	11-24-35	13	52	10	16	2	4	200
Pct.	37.7	20.0	61.5								

FGS	1	%	2	%	Game	%	DB
FGS	10-23	43.5	10-30	33.3	20-53	37.7	Reb
3FGS							

2018-19 NITTANY LION POINTS-REBOUNDS-ASSISTS

Opponent	Date	Score	08	09	02	04	05	10	11	
			JONES,MATTHE	ZENGLER,D	DREDD,MHLE	KASATON,D	WHEELER,JA	MCDONOSKEY,	STEMENS,JA	
NORTH FLORIDA	11/8/18	82-72	W	2-1-0	0-2-2	17-2-2	DNP	3-3-3	DNP	22-18-0
JACKSONVILLE STATE	11/12/18	76-61	W	2-1-1	DNP	7-5-1	DNP	0-2-2	DNP	25-9-3
at DePaul	11/15/18	70-72	L	3-0-0	0-0-0	19-4-0	DNP	2-3-0	DNP	25-12-2
vs Wright State	11/28/18	77-69	W	3-2-0	2-2-0	13-3-3	8-0-8	12-2-4	DNP	25-5-1
vs Bradley	11/21/18	56-69	L	4-2-0	DNP	3-4-0	DNP	0-7-0	DNP	27-8-3
VIRGINIA TECH	11/27/18	69-62	W	18-1-0	DNP	0-4-2	DNP	7-4-2	DNP	14-8-3
at Maryland	12/8/18	59-66	L	0-0-0	DNP	2-2-2	DNP	0-8-2	DNP	19-8-1
INDIANA	12/9/2018	62-64	L	5-1-2	DNP	12-2-0	DNP	2-8-2	DNP	12-18-2
COLGATE	12/8/18	76-65	W	3-0-1	DNP	3-0-2	DNP	0-3-3	DNP	12-18-2
vs NC State	12/15/18	78-89	L	2-2-1	DNP	4-3-5	DNP	9-5-2	DNP	11-6-0
at Duquesne	12/19/18	73-67	W	2-0-1	DNP	12-6-1	DNP	8-3-2	DNP	25-18-2
at Alabama	12/21/18	64-73	L	11-1-3	DNP	8-1-1	DNP	0-3-1	DNP	12-4-3
UMBC	12/29/18	74-62	W	6-3-2	0-1-0	9-0-0	8-1-1	0-1-0	2-2-8	16-7-3
at Michigan	01/03/19	55-68	L	2-2-0	DNP	3-4-0	DNP	0-2-0	DNP	17-18-2
WISCONSIN	1/6/19	52-71	L	1-1-1	DNP	9-6-0	DNP	0-1-2	DNP	22-4-1
at Nebraska	01/18/19	64-70	L	0-2-0	DNP	13-6-2	DNP	2-4-2	DNP	13-9-3
MICHIGAN STATE	1/13/19	56-71	L	0-0-0	DNP	11-2-1	DNP	3-8-0	8-3-8	20-6-1
IOWA	1/16/19	82-89	L	DNP	3-0-0	14-2-1	DNP	5-4-7	3-0-8	8-8-4

Opponent	Date	Score	13	20	21	22	23	24	25	
			BOLTON,RAS	MUSSELMIT	HARRAR,JOH	HAGLE,EDDM	REAMES,JOE	WATSON,MI	BUTTRICK,T	
NORTH FLORIDA	11/8/18	82-72	W	13-3-6	DNP	7-7-0	DNP	19-3-4	DNP	4-2-0
JACKSONVILLE STATE	11/12/18	76-61	W	25-1-1	DNP	3-6-0	DNP	11-2-2	DNP	3-5-0
at DePaul	11/15/18	70-72	L	0-4-0	DNP	3-3-2	DNP	13-6-8	DNP	5-2-1
vs Wright State	11/28/18	77-69	W	4-1-1	DNP	3-1-0	DNP	12-18-3	DNP	3-2-1
vs Bradley	11/21/18	56-69	L	10-6-1	DNP	7-7-2	DNP	4-3-0	DNP	1-0-0
VIRGINIA TECH	11/27/18	69-62	W	11-3-1	DNP	2-5-2	DNP	6-3-3	2-7-1	3-0-0
at Maryland	12/8/18	59-66	L	15-2-0	DNP	6-4-1	DNP	17-7-2	8-0-1	0-2-0
INDIANA	12/9/2018	62-64	L	17-4-2	DNP	5-6-0	DNP	3-7-3	6-2-8	0-0-0
COLGATE	12/8/18	76-65	W	27-0-1	DNP	4-3-0	DNP	9-6-6	18-16-8	0-1-1
vs NC State	12/15/18	78-89	L	25-0-1	DNP	2-3-0	DNP	15-3-4	18-6-8	DNP
at Duquesne	12/19/18	73-67	W	16-5-2	DNP	2-3-0	DNP	3-2-3	3-12-1	2-0-1
at Alabama	12/21/18	64-73	L	3-1-1	DNP	2-5-2	DNP	9-6-3	6-8-2	13-4-0
UMBC	12/29/18	74-62	W	18-1-1	0-0-0	4-6-1	8-1-8	9-2-6	7-4-1	3-2-0
at Michigan	01/03/19	55-68	L	6-1-1	DNP	2-3-0	DNP	6-3-3	15-12-8	0-0-0
WISCONSIN	1/6/19	52-71	L	7-2-5	DNP	0-3-0	DNP	6-6-1	4-10-8	3-1-0
at Nebraska	01/18/19	64-70	L	4-0-1	DNP	0-2-1	DNP	20-3-2	12-14-8	0-1-0
MICHIGAN STATE	1/13/19	56-71	L	0-0-0	DNP	0-1-0	DNP	11-4-9	11-7-8	0-2-0
IOWA	1/16/19	82-89	L	16-1-2	DNP	6-6-0	DNP	16-1-7	11-11-2	DNP

NITTANY LIONS BESTS & CAREER TOTALS

13 | RASIR BOLTON

	Season	Career	Big Ten
Points	27, Colgate, 12/8/18	27, Colgate, 12/8/18	17, Indiana, 12/4/18
Rebounds	6, vs. Bradley, 11/21/18	6, vs. Bradley, 11/21/18	4, Indiana, 12/4/18
Assists	6, North Florida, 11/9/18	6, North Florida, 11/9/18	5, Wisconsin, 1/6/19
Blocks	--	--	--
Steals	3, vs. NC State, 12/15/18	3, vs. NC State, 12/15/18	1, 2x, last vs. Indiana, 12/4/18
Minutes	35, 2x, last vs. NC State, 12/15/18	35, 2x, last vs. NC State, 12/15/18	35, Indiana, 12/4/18
FG Made	8, Jacksonville State, 11/12/18	8, Jacksonville State, 11/12/18	6, Indiana, 12/4/18
FG Attempted	14, 3x, vs. NC State, 12/15/18	14, 3x, vs. NC State, 12/15/18	14, Indiana, 12/4/18
3-Point FG Made	7, Colgate, 12/8/18	7, Colgate, 12/8/18	2, Indiana, 12/4/18
3-Point FG Attempted	9, 2x, last vs. UMBC, 12/29/18	9, 2x, last vs. UMBC, 12/29/18	6, 2x, last vs. Iowa, 1/16/19
FT Made	10, vs. NC State, 12/15/18	10, vs. NC State, 12/15/18	4, at Maryland, 12/1/18
FT Attempted	11, vs. NC State, 12/15/18	11, vs. NC State, 12/15/18	4, 2x, last vs. Indiana, 12/4/18

Career Totals

Season	GP-GS	Min/Avg	Total FG-FGA	Pct.	3-Point FG-FGA	Pct.	FT-FTA	Pct.	Off	Def	Total	Avg.	PF	DQ	A	T	B	S	Scoring Pts.	Avg.
2018-19	18-9	488/27.1	66-169	.391	33-93	.355	52-58	.897	9	26	35	1.9	34	0	27	46	0	9	217	12.1
TOTAL	18-9	488/27.1	66-169	.391	33-93	.355	52-58	.897	9	26	35	1.9	34	0	27	46	0	9	217	12.1

35 | TRENT BUTTRICK

	Season	Career	Big Ten
Points	13, at Alabama, 12/21/18	13, at Alabama, 12/21/18	3, Wisconsin, 1/6/19
Rebounds	5, vs. Jacksonville State, 11/12/18	5, 2x, last vs. Jacksonville State, 11/12/18	2, 2x, last vs. Michigan State, 1/13/19
Assists	1, 3x, last vs. Colgate, 12/8/18	1, 3x, last vs. Colgate, 12/8/18	--
Blocks	3, North Florida, 11/9/18	3, North Florida, 11/9/18	1, vs. Nebraska (ot), 1/12/18
Steals	1, 3x, last vs. UMBC, 12/29/18	1, 3x, last vs. UMBC, 12/29/18	--
Minutes	20, 2x, last at Alabama, 12/21/18	20, 2x, last at Alabama, 12/21/18	10, at Michigan, 1/3/19
FG Made	5, at Alabama, 12/21/18	5, at Alabama, 12/21/18	1, Wisconsin, 1/6/19
FG Attempted	5, at Alabama, 12/21/18	5, at Alabama, 12/21/18	3, 2x, last vs. Wisconsin, 1/6/19
3-Point FG Made	3, at Alabama, 12/21/18	3, at Alabama, 12/21/18	--
3-Point FG Attempted	3, 6x, last vs. Wisconsin, 1/6/19	3, 6x, last vs. Wisconsin, 1/6/19	3, at Maryland, 12/1/18
FT Made	2, at DePaul (ot), 11/15/18	2, at DePaul (ot), 11/15/18	1, Wisconsin, 1/6/19
FT Attempted	2, 3x, last vs. Bradley, 11/21/18	2, 4x, last vs. Bradley, 11/21/18	1, Wisconsin, 1/6/19

Career Totals

Season	GP-GS	Min/Avg	Total FG-FGA	Pct.	3-Point FG-FGA	Pct.	FT-FTA	Pct.	Off	Def	Total	Avg.	PF	DQ	A	T	B	S	Scoring Pts.	Avg.
2017-18	10-0	36/3.6	2-10	.200	1-5	.200	0-2	.000	3	7	10	1.0	7	0	0	7	1	0	5	0.5
2018-19	16-2	169/10.6	13-33	.394	8-25	.320	6-8	.750	8	16	24	1.5	26	0	4	4	7	3	40	2.5
TOTAL	26-2	205/7.9	15-43	.349	9-30	.300	6-10	.600	11	23	34	1.3	33	0	4	11	8	3	45	1.7

2 | MYLES DREAD

	Season	Career	Big Ten
Points	19, at DePaul (ot), 11/15/18	19, at DePaul (ot), 11/15/18	14, vs. Iowa, 1/16/19
Rebounds	17, North Florida, 11/9/18	17, North Florida, 11/9/18	--
Assists	6, 2x, last at Nebraska, 1/10/19	6, 2x, last at Nebraska, 1/10/19	6, at Nebraska, 1/10/19
Blocks	5, vs. NC State, 12/15/18	5, vs. NC State, 12/15/18	2, 2x, last at Nebraska, 1/10/19
Steals	1, 3x, last at Duquesne, 12/19/18	1, 3x, last at Duquesne, 12/19/18	--
Minutes	6, vs. Wright State, 11/21/18	6, vs. Wright State, 11/21/18	1, 3x, last vs. Michigan State, 1/13/19
FG Made	41, at DePaul (ot), 11/15/18	41, at DePaul (ot), 11/15/18	36, at Nebraska, 1/10/19
FG Attempted	37, Jacksonville State, 11/12/18	37, Jacksonville State, 11/12/18	--
3-Point FG Made	7, at DePaul (ot), 11/15/18	7, at DePaul (ot), 11/15/18	5, at Nebraska, 1/10/19
3-Point FG Attempted	6, North Florida, 11/9/18	6, North Florida, 11/9/18	--
FT Made	15, at DePaul (ot), 11/15/18	15, at DePaul (ot), 11/15/18	11, at Nebraska, 1/10/19
FT Attempted	12, Jacksonville State, 11/12/18	12, Jacksonville State, 11/12/18	--
3-Point FG Made	5, at DePaul (ot), 11/15/18	5, at DePaul (ot), 11/15/18	4, vs. Iowa, 1/16/19
3-Point FG Attempted	4, 4x, last vs. Iowa, 1/16/19	4, 3x, last vs. Iowa, 1/16/19	--
FT Made	10, at DePaul (ot), 11/15/18	10, at DePaul (ot), 11/15/18	9, vs. Iowa, 1/16/19
FT Attempted	2, Indiana, 12/4/18	2, Indiana, 12/4/18	2, Indiana, 12/4/18
FT Attempted	3, Wisconsin, 1/6/19	3, Wisconsin, 1/6/19	3, Wisconsin, 1/6/19

Career Totals

Season	GP-GS	Min/Avg	Total FG-FGA	Pct.	3-Point FG-FGA	Pct.	FT-FTA	Pct.	Off	Def	Total	Avg.	PF	DQ	A	T	B	S	Scoring Pts.	Avg.
2018-19	18-14	516/28.7	57-139	.410	40-109	.367	5-13	.385	13	42	55	3.1	34	0	23	15	3	15	159	8.8
TOTAL	18-14	516/28.7	57-139	.410	40-109	.367	5-13	.385	13	42	55	3.1	34	0	23	15	3	15	159	8.8

NITTANY LIONS BESTS & CAREER TOTALS

21 | JOHN HARRAR

	Season	Career	Big Ten
Points	7, 2x, last vs. Bradley, 11/21/18	7, 3x, last vs. Bradley, 11/21/18	6, 2x, last vs. Iowa, 1/16/19
Rebounds	7, 2x, last vs. Bradley, 11/21/18	12, vs. Utah-NIT, 3/29/18	6, Indiana, 12/4/18
Assists	2, 4x, last at Alabama, 12/21/18	2, 5x, last at Alabama, 12/21/18	1, 2x, last at Nebraska, 1/10/19
Blocks	2, vs. Bradley, 11/21/18	2, 2x last vs. Bradley, 11/21/18	1, at Purdue, 2/18/18
Steals	3, 2x, last at Michigan, 1/3/19	3, 2x, last at Michigan, 1/3/19	3, at Michigan, 1/3/19
Minutes	31, at DePaul (ot), 11/15/18	31, 2x, last at DePaul (ot), 11/15/18	23, at Maryland, 12/1/18
FG Made	3, 3x, last at Maryland, 12/1/18	3, 4x, last at Maryland, 12/1/18	3, at Maryland, 12/1/18
FG Attempted	5, 2x, last vs. Bradley, 11/21/18	5, 2x, last vs. Bradley, 11/21/18	3, 2x, last at Michigan, 1/3/19
3-Point FG Made	--	--	--
3-Point FG Attempted	1, Wisconsin, 1/6/19	1, Wisconsin, 1/6/19	1, Wisconsin, 1/6/19
FT Made	3, Indiana, 12/4/18	3, Indiana, 12/4/18	3, Indiana, 12/4/18
FT Attempted	6, Indiana, 12/4/18	6, Indiana, 12/4/18	6, Indiana, 12/4/18

Career Totals

Season	GP-GS	Min/Avg	Total		3-Point		FT-FTA		Rebounds				PF	DQ	A	T	B	S	Scoring	
			FG-FGA	Pct.	FG-FGA	Pct.	Off	Def	Total	Avg.	Pts.	Avg.								
2017-18	27-8	195/7.2	18-33	.545	0-0	.000	6-11	.545	29	28	57	2.1	31	1	3	7	4	3	42	1.6
2018-19	18-9	312/17.3	22-41	.537	0-1	.000	14-28	.500	34	39	73	4.1	45	1	11	11	5	11	58	3.2
TOTAL	45-17	507/11.3	40-74	.541	0-1	.000	20-39	.513	63	67	130	2.9	76	2	14	18	9	14	100	2.2

22 | GRANT HAZLE

	Season	Career	Big Ten
Points	--	2, Morgan State, 12/21/16	--
Rebounds	1, UMBC, 12/29/18	1, UMBC, 12/29/18	--
Assists	--	--	--
Blocks	--	1, Ohio State, 2/15/18	1, Ohio State, 2/15/18
Minutes	1, UMBC, 12/29/18	2, Oral Roberts, 11/24/17	1, Ohio State, 2/15/18
FG Made	--	1, Morgan State, 12/21/16	--
FG Attempted	--	1, 2x, last at Iowa, 3/5/17	1, 2x, last at Iowa, 3/5/17
3-Point FG Made	--	--	--
3-Point FG Attempted	--	--	--
FT Made	--	--	--
FT Attempted	--	--	--

Career Totals

Season	GP-GS	Min/Avg	Total		3-Point		FT-FTA		Rebounds				PF	DQ	A	T	B	S	Scoring	
			FG-FGA	Pct.	FG-FGA	Pct.	Off	Def	Total	Avg.	Pts.	Avg.								
2016-17	5-0	2/0.4	1-2	.500	0-0	.000	0-0	.000	0	0	0	0.0	0	0	0	0	0	0	2	0.4
2017-18	3-0	3/1.0	0-0	.000	0-0	.000	0-0	.000	0	0	0	0.0	0	0	0	0	1	0	0	0.0
2018-19	1-0	1/1.0	0-0	.000	0-0	.000	0-0	.000	0	1	1	1.0	0	0	0	0	0	0	0	0.0
TOTAL	9-0	6/0.7	1-2	.500	0-0	.000	0-0	.000	0	1	1	0.1	0	0	0	0	1	0	2	0.2

0 | MYREON JONES

	Season	Career	Big Ten
Points	18, Virginia Tech, 11/27/18	18, Virginia Tech, 11/27/18	5, Indiana, 12/4/18
Rebounds	3, UMBC, 12/29/18	3, UMBC, 12/29/18	2, 2x, last at Nebraska, 1/10/19
Assists	3, at Alabama, 12/21/18	3, at Alabama, 12/21/18	2, Indiana, 12/4/18
Blocks	--	--	--
Steals	3, at Alabama, 12/21/18	3, at Alabama, 12/21/18	2, Indiana, 12/4/18
Minutes	22, vs. Virginia Tech, 11/27/18	22, vs. Virginia Tech, 11/27/18	17, Wisconsin, 1/6/19
FG Made	7, vs. Virginia Tech, 11/27/18	7, vs. Virginia Tech, 11/27/18	2, Indiana, 12/4/18
FG Attempted	16, at Alabama, 12/21/18	16, at Alabama, 12/21/18	5, 2x, last vs. Michigan State, 1/13/19
3-Point FG Made	4, vs. Virginia Tech, 11/27/18	4, vs. Virginia Tech, 11/27/18	1, Indiana, 12/4/18
3-Point FG Attempted	8, vs. Virginia Tech, 11/27/18	8, vs. Virginia Tech, 11/27/18	3, 2x, last vs. Michigan State, 1/13/19
FT Made	5, at Alabama, 12/21/18	5, at Alabama, 12/21/18	2, at Michigan, 1/3/19
FT Attempted	5, at Alabama, 12/21/18	5, at Alabama, 12/21/18	2, 2x, last vs. Wisconsin, 1/6/19

Career Totals

Season	GP-GS	Min/Avg	Total		3-Point		FT-FTA		Rebounds				PF	DQ	A	T	B	S	Scoring	
			FG-FGA	Pct.	FG-FGA	Pct.	Off	Def	Total	Avg.	Pts.	Avg.								
2018-19	17-0	226/13.3	22-88	.250	10-43	.233	10-14	.714	3	16	19	1.1	10	0	12	12	0	11	64	3.8
TOTAL	17-0	226/13.3	22-88	.250	10-43	.233	10-14	.714	3	16	19	1.1	10	0	12	12	0	11	64	3.8

NITTANY LIONS BESTS & CAREER TOTALS

4 | DANIIL KASATKIN

	Season	Career	Big Ten
Points	--	--	--
Rebounds	1, UMBC, 12/29/18	1, UMBC, 12/29/18	--
Assists	1, UMBC, 12/29/18	1, UMBC, 12/29/18	--
Blocks	--	--	--
Steals	--	--	--
Minutes	4, UMBC, 12/29/18	4, UMBC, 12/29/18	--
FG Made	--	--	--
FG Attempted	--	--	--
3-Point FG Made	--	--	--
3-Point FG Attempted	--	--	--
FT Made	--	--	--
FT Attempted	--	--	--

Career Totals

Season	GP-GS	Min/Avg	Total FG-FGA	Pct.	3-Point FG-FGA	Pct.	FT-FTA	Pct.	Off	Def	Total	Avg.	PF	DQ	A	T	B	S	Scoring Pts.	Avg.
2018-19	2-0	5/2.5	0-0	.000	0-0	.000	0-0	.000	1	0	1	0.5	1	0	1	0	0	0	0	0.0
TOTAL	2-0	5/2.5	0-0	.000	0-0	.000	0-0	.000	1	0	1	0.5	1	0	1	0	0	0	0	0.0

10 | KYLE McCLOSKEY

	Season	Career	Big Ten
Points	3, vs. Iowa, 1/16/19	3, vs. Iowa, 1/16/19	3, vs. Iowa, 1/16/19
Rebounds	3, Michigan State, 1/13/19	3, Michigan State, 1/13/19	3, Michigan State, 1/13/19
Assists	--	--	--
Blocks	--	--	--
Steals	--	--	--
Minutes	18, Michigan State, 1/13/19	18, Michigan State, 1/13/19	18, Michigan State, 1/13/19
FG Made	1, 2x, last vs. Iowa, 1/16/19	1, 2x, last vs. Iowa, 1/16/19	1, Iowa, 1/16/19
FG Attempted	1, 2x, last vs. Iowa, 1/16/19	1, 2x, last vs. Iowa, 1/16/19	2, Iowa, 1/16/19
3-Point FG Made	1, Iowa, 1/16/19	1, Iowa, 1/16/19	1, Iowa, 1/16/19
3-Point FG Attempted	2, Iowa, 1/16/19	2, Iowa, 1/16/19	2, Iowa, 1/16/19
FT Made	--	--	--
FT Attempted	--	--	--

Career Totals

Season	GP-GS	Min/Avg	Total FG-FGA	Pct.	3-Point FG-FGA	Pct.	FT-FTA	Pct.	Off	Def	Total	Avg.	PF	DQ	A	T	B	S	Scoring Pts.	Avg.
2018-19	3-0	29/9.7	2-5	.400	1-3	.333	0-0	.000	3	2	5	1.7	0	0	0	1	0	0	5	1.7
TOTAL	3-0	29/9.7	2-5	.400	1-3	.333	0-0	.000	3	2	5	1.7	0	0	0	1	0	0	5	1.7

20 | TAYLOR NUSSBAUM

	Season	Career	Big Ten
Points	--	--	--
Rebounds	--	--	--
Assists	--	--	--
Blocks	--	--	--
Steals	--	--	--
Minutes	1, UMBC, 12/29/18	1, 3x, last vs. UMBC, 12/29/18	--
FG Made	--	--	--
FG Attempted	--	--	--
3-Point FG Made	--	--	--
3-Point FG Attempted	--	--	--
FT Made	--	--	--
FT Attempted	--	--	--

Career Totals

Season	GP-GS	Min/Avg	Total FG-FGA	Pct.	3-Point FG-FGA	Pct.	FT-FTA	Pct.	Off	Def	Total	Avg.	PF	DQ	A	T	B	S	Scoring Pts.	Avg.
2017-18	2-0	2/1.0	0-0	.000	0-0	.000	0-0	.000	0	0	0	0.0	0	0	0	0	0	0	0	0.0
2018-19	1-0	1/1.0	0-0	.000	0-0	.000	0-0	.000	0	0	0	0.0	1	0	0	0	0	0	0	0.0
TOTAL	3-0	3/1.0	0-0	.000	0-0	.000	0-0	.000	0	0	0	0.0	1	0	0	0	0	0	0	0.0

NITTANY LIONS BESTS & CAREER TOTALS

23 | JOSH REAVES

	Season	Career	Big Ten
Points	20, at Nebraska, 1/10/19	25, at Iowa, 3/5/17	25, at Iowa, 3/5/17
Rebounds	10, vs. Wright State, 11/20/18	13, Rider, 12/22/17	9, Maryland, 2/7/18
Assists	9, Michigan State, 1/13/19	9, vs. Michigan State, 1/13/19	9, vs. Michigan State, 1/13/19
Blocks	3, Michigan State, 1/13/19	4, Wisconsin, 12/4/17	4, Wisconsin, 12/4/17
Steals	5, 2x, last vs. Michigan State, 1/13/19	7, Nebraska, 2/25/18	7, Nebraska, 2/25/18
Minutes	40, vs. NC State, 12/15/18	40, 2x, last vs. NC State, 12/15/18	38, 3x, last vs. Michigan St., 1/13/19
FG Made	8, at Nebraska, 1/10/19	10, at Iowa, 3/5/17	10, at Iowa, 3/5/17
FG Attempted	18, at Maryland, 12/1/18	18, at Maryland, 12/1/18	18, at Maryland, 12/1/18
3-Point FG Made	4, 2x, last vs. Iowa, 1/16/19	4, 4x, last vs. Iowa, 1/16/19	4, 3x, last vs. Iowa, 1/16/19
3-Point FG Attempted	9, Iowa, 1/16/19	9, 2x, last vs. Iowa, 1/16/19	9, vs. Iowa, 1/16/19
FT Made	8, North Florida, 11/9/18	8, North Florida, 11/9/18	5, 2x, last vs. Minnesota, 1/14/17
FT Attempted	10, North Florida, 11/9/18	10, North Florida, 11/9/18	8, at Minnesota, 1/14/17

Career Totals

Season	GP-GS	Min/Avg	Total		3-Point		FT-FTA	Pct.	Rebounds				PF	DQ	A	T	B	S	Scoring	
			FG-FGA	Pct.	FG-FGA	Pct.			Off	Def	Total	Avg.							Pts.	Avg.
2015-16	26-20	620/23.8	66-176	.375	3-39	.077	31-41	.756	34	62	96	3.7	68	2	50	36	23	36	166	6.4
2016-17	28-23	759/27.1	81-181	.448	19-59	.322	34-48	.708	37	75	112	4.0	84	3	59	54	21	60	215	7.7
2017-18	34-32	1048/30.8	133-273	.487	40-106	.377	53-75	.707	59	114	173	5.1	105	3	107	48	17	74	359	10.6
2018-19	18-18	581/32.3	71-166	.428	24-68	.353	23-34	.676	31	52	83	4.6	53	1	67	52	16	48	189	10.5
TOTAL	106-93	3008/28.4	351-796	.441	86-272	.316	141-198	.712	161	303	464	4.4	310	9	283	190	77	218	929	8.8

11 | LAMAR STEVENS

	Season	Career	Big Ten
Points	27, vs. Bradley, 11/21/18	30, 2x, last at Marquette-NIT, 3/20/18	30, Northwestern, 1/5/18
Rebounds	12, at DePaul (ot), 11/15/18	12, 2x, last at DePaul, 11/15/18	9, 2x, last at Nebraska, 1/10/19
Assists	4, Iowa, 1/16/19	6, 2x, last vs. Mississippi State-NIT, 3/27/18	4, 2x, last vs. Iowa, 1/16/19
Blocks	2, 2x, last at Nebraska, 1/10/19	4, Iowa, 2/3/18	4, Iowa, 2/3/18
Steals	2, 3x, last vs. Bradley, 11/21/18	3, 3x, last vs. Ohio State, 2/15/18	3, 3x, last vs. Ohio State, 2/15/18
Minutes	43, at DePaul (ot), 11/15/18	43, at DePaul (ot), 11/15/18	42, at Indiana (3ot), 2/1/17
FG Made	10, vs. Wright State, 11/20/18	14, 2x, last at Marquette-NIT, 3/20/18	14, Northwestern, 1/5/18 - BJC record
FG Attempted	24, at Maryland, 12/1/18	24, at Maryland, 12/1/18	24, at Maryland, 12/1/18
3-Point FG Made	2, Jacksonville State, 11/12/18	4, vs. Utah-NIT, 3/29/18	2, 6x, last vs. Maryland, 2/7/18
3-Point FG Attempted	6, 2x, last at Alabama, 12/21/18	6, 2x, last at Alabama, 12/21/18	5, 2x, last vs. Iowa, 1/16/19
FT Made	12, vs. Bradley, 11/21/18	12, 2x, last vs. Bradley, 11/21/18	8, Maryland, 2/7/17
FT Attempted	14, 2x, last at Duquesne, 12/19/18	14, 2x, last at Duquesne, 12/19/18	12, Maryland, 2/7/17

Career Totals

Season	GP-GS	Min/Avg	Total		3-Point		FT-FTA	Pct.	Rebounds				PF	DQ	A	T	B	S	Scoring	
			FG-FGA	Pct.	FG-FGA	Pct.			Off	Def	Total	Avg.							Pts.	Avg.
2016-17	33-33	918/27.8	148-345	.429	11-32	.344	112-146	.767	54	129	183	5.5	90	3	55	74	21	27	419	12.7
2017-18	39-39	1290/33.1	231-497	.465	30-94	.319	112-161	.696	54	178	232	5.9	93	3	74	87	43	24	604	15.5
2018-19	18-18	645/35.8	126-305	.413	8-52	.154	65-85	.765	30	114	144	8.0	45	0	36	47	10	7	325	18.1
TOTAL	90-90	2853/31.7	505-1147	.440	49-178	.275	289-392	.737	138	421	559	6.2	228	6	165	208	74	58	1348	15.0

24 | MIKE WATKINS

	Season	Career	Big Ten
Points	19, at Michigan, 1/3/19	22, Wisconsin, 12/4/17	22, Wisconsin, 12/4/17
Rebounds	16, Colgate, 12/8/18	19, Rutgers, 1/27/18	19, Rutgers, 1/27/18
Assists	2, 2x, last vs. Iowa, 1/16/19	4, St. John's, 12/18/16	3, Ohio State, 2/15/18
Blocks	4, Iowa, 1/16/19	8, 2x, last vs. Nebraska (ot-BTT), 3/8/17	7, Wisconsin, 12/4/17
Steals	3, Virginia Tech, 11/27/18	3, 2x, last vs. Virginia Tech, 11/27/18	3, Maryland, 2/7/18
Minutes	26, 5x, last vs. Iowa, 1/16/19	39, 2x, last vs. Nebraska (ot), 1/12/18	39, 2x, last vs. Nebraska (ot), 1/12/18
FG Made	8, 2x, at Michigan, 1/3/19	10, Minnesota (ot), 1/15/18	10, Minnesota (ot), 1/15/18
FG Attempted	11, 2x, at Michigan, 1/3/19	14, 2x, last vs. Minnesota (ot), 1/15/18	14, 2x, last vs. Minnesota (ot), 1/15/18
3-Point FG Made	--	--	--
3-Point FG Attempted	--	1, Wisconsin, 12/4/17	1, Wisconsin, 12/4/17
FT Made	6, Colgate, 12/8/18	8, Northwestern, 1/5/18	8, Northwestern, 1/5/18
FT Attempted	9, Colgate, 12/8/18	11, Northwestern, 1/5/18	11, Northwestern, 1/5/18

Career Totals

Season	GP-GS	Min/Avg	Total		3-Point		FT-FTA	Pct.	Rebounds				PF	DQ	A	T	B	S	Scoring	
			FG-FGA	Pct.	FG-FGA	Pct.			Off	Def	Total	Avg.							Pts.	Avg.
2016-17	33-24	786/23.8	128-217	.590	0-0	.000	63-98	.643	82	185	267	8.1	83	0	20	43	90	25	319	9.7
2017-18	29-28	764/26.3	146-213	.685	0-1	.000	58-95	.611	58	200	258	8.9	70	1	20	49	68	28	350	12.1
2018-19	13-9	280/21.5	44-73	.603	0-0	.000	21-45	.467	32	76	108	8.3	24	0	8	20	12	109	8.4	
TOTAL	75-61	1830/24.4	318-503	.632	0-1	.000	142-238	.597	172	461	633	8.4	177	1	48	112	178	65	778	10.4

NITTANY LIONS BESTS & CAREER TOTALS

5 | JAMARI WHEELER

	Season	Career	Big Ten
Points	12, vs. Wright State, 11/20/18	14, Oral Roberts, 11/24/17	5, Iowa, 1/16/19
Rebounds	8, Indiana, 12/4/18	8, Indiana, 12/4/18	8 vs. Indiana, 12/4/18
Assists	7, Iowa, 1/16/19	7, Iowa, 1/16/19	7, Iowa, 1/16/19
Blocks	1, 2x, last vs. Wisconsin, 1/6/19	2, at Indiana, 1/9/18	2, at Indiana, 1/9/18
Steals	4, at Maryland, 12/1/18	6, at George Mason, 12/17/17	4, at Maryland, 12/1/18
Minutes	31, vs. Bradley, 11/21/18	36, Columbia, 11/17/17	26, Nebraska (ot), 1/12/18 22, 2x, last at Indiana, 1/9/18
FG Made	4, 2x, last at Duquesne, 12/19/18	6, Oral Roberts, 11/24/17	2, 2x, last vs. Northwestern, 1/5/18
FG Attempted	7, at Duquesne, 12/19/18	9, Columbia, 11/17/17	7, at Maryland, 1/2/18
3-Point FG Made	2, vs. Wright State, 11/20/18	2, vs. Wright State, 11/20/18	1, Iowa, 1/16/19
3-Point FG Attempted	4, Virginia Tech, 11/27/18	4, Virginia Tech, 11/27/18	3, 2x, last vs. Iowa, 1/16/19
FT Made	3, vs. NC State, 12/15/18	3, 2x, last vs. NC State, 12/15/18	2, 2x, last vs. Iowa, 1/16/19
FT Attempted	6, vs. NC State, 12/15/18	6, vs. NC State, 12/15/18	2, 3x, last vs. Iowa, 1/16/19

Career Totals

Season	GP-GS	Min/Avg	Total		3-Point		FT-FTA		Rebounds				PF	DQ	A	T	B	S	Scoring	
			FG-FGA	Pct.	FG-FGA	Pct.	Pct.	Off	Def	Total	Avg.	Pts.							Avg.	
2017-18	39-3	562/14.4	31-89	.348	4-28	.143	12-27	.444	30	42	72	1.8	68	2	56	36	3	52	78	2.0
2018-19	18-11	349/19.4	20-57	.351	5-22	.227	8-17	.471	20	35	55	3.1	51	2	34	19	2	19	53	2.9
TOTAL	57-14	911/16.0	51-146	.349	9-50	.180	20-44	.455	50	77	127	2.2	119	4	90	55	5	71	131	2.3

1 | DEIVIS ZEMGULIS

	Season	Career	Big Ten
Points	3, vs. Iowa, 1/16/19	11, Kent State, 12/23/15	8, at Maryland, 12/30/15
Rebounds	2, 2x, last vs. Wright State, 11/20/18	5, at Purdue, 1/13/16	5, at Purdue, 1/13/16
Assists	2, North Florida, 11/9/18	2, 2x, last vs. North Florida, 11/9/18	2, at Michigan, 1/30/16
Blocks	--	1, 2x, last at Northwestern, 1/20/18	1, at Northwestern, 1/20/18
Steals	1, UMBC, 12/29/18	1, 10x, last vs. UMBC, 12/29/18	1, 4x, last at Iowa, 1/27/18
Minutes	12, vs. Wright State, 11/20/18	27, at Purdue, 1/13/16	27, at Purdue, 1/13/16
FG Made	1, 2x, last vs. Iowa, 1/16/19	4, Kent State, 12/23/15	3, at Maryland, 12/30/15
FG Attempted	2, vs. Wright State, 11/20/18	7, at Ohio State, 1/25/16	7, at Ohio State, 1/25/16
3-Point FG Made	3, vs. Iowa, 1/16/19	1, 17x, last at Ohio State, 1/25/18	1, 8x, last at Ohio State, 1/25/18
3-Point FG Attempted	1, 3x, last vs. Iowa, 1/16/19	4, Colgate, 11/23/16	3, 5x, last at Iowa, 2/3/16
FT Made	--	4, Minnesota, 1/5/16	4, Minnesota, 1/5/16
FT Attempted	--	4, 2x, last vs. Wisconsin, 1/21/16	4, 2x, last vs. Wisconsin, 1/21/16

Career Totals

Season	GP-GS	Min/Avg	Total		3-Point		FT-FTA		Rebounds				PF	DQ	A	T	B	S	Scoring	
			FG-FGA	Pct.	FG-FGA	Pct.	Pct.	Off	Def	Total	Avg.	Pts.							Avg.	
2015-16	26-1	318/12.2	26-68	.382	10-40	.250	13-19	.684	20	24	44	1.7	20	0	8	13	0	4	75	2.9
2016-17	18-0	111/6.2	5-20	.250	3-13	.231	1-2	.500	3	9	12	0.7	21	0	1	7	1	2	14	0.8
2017-18	23-2	134/5.8	6-20	.300	4-16	.250	2-2	1.000	9	8	17	0.7	12	0	4	3	1	3	18	0.8
2018-19	5-0	23/4.6	2-4	.500	1-3	.333	0-0	.000	0	5	5	1.0	3	0	2	2	0	1	5	1.0
TOTAL	72-3	586/8.1	39-112	.348	18-72	.250	16-23	.696	32	46	78	1.1	56	0	15	25	2	10	112	1.6

2018-19 PENN STATE TV/RADIO ROSTER



0

MYREON JONES
FR. | G | 6-3 | 170
BIRMINGHAM, ALA.




1

DEIVIS ZEMGULIS
SR. | F | 6-6 | 220
KAUNAS, LITHUANIA



2

MYLES DREAD
FR. | G | 6-4 | 215
DETROIT, MICH.



4

DANIIL KASATKIN
FR. | G | 6-7 | 215
VICHUGA, RUSSIA



5

JAMARI WHEELER
SO. | G | 6-1 | 170
LIVE OAK, FLA.



10

KYLE McCLOSKEY
FR. | G | 6-5 | 210
LOWER GWYNEDD, PA.



11

LAMAR STEVENS
JR. | F | 6-8 | 230
NORTH WALES, PA.



12

IZAIAH BROCKINGTON
SO. | G | 6-4 | 195
PHILADELPHIA, PA.



13

RASIR BOLTON
FR. | G | 6-2 | 180
PETERSBURG, VA.



20

TAYLOR NUSSBAUM
SO. | G | 6-2 | 175
SOUTH SALEM, N.Y.



21

JOHN HARRAR
SO. | F | 6-9 | 243
WALLINGFORD, PA.



22

GRANT HAZLE
JR. | F | 6-6 | 194
KINGWOOD, TEXAS



23

JOSH REAVES
SR. | G | 6-5 | 214
FAIRFAX, VA.



24

MIKE WATKINS
R-JR. | F | 6-9 | 254
PHILADELPHIA, PA.



35

TRENT BUTTRICK
SO. | F | 6-8 | 234
BLOOMSBURG, PA.



PATRICK CHAMBERS
HEAD COACH
EIGHTH SEASON



KEITH URGO
ASSOCIATE HEAD COACH
EIGHTH SEASON



JIM FERRY
ASSISTANT COACH
SECOND SEASON



KEVIN FREEMAN
ASSISTANT COACH
FIRST SEASON



ROSS CONDON
DIRECTOR OF OPERATIONS
EIGHTH SEASON



DAVID CAPORALETTI
DIRECTOR OF
PLAYER DEVELOPMENT
EIGHTH SEASON



NICHOLAS COLELLA
DIR. OF RECRUITING
FOURTH SEASON



JONATHAN SALAZER
ATHLETIC TRAINER
22ND SEASON



GREG MISKINIS
PERFORMANCE COACH
THIRD SEASON



DR. GREG BILLY
TEAM PHYSICIAN
EIGHTH SEASON

2018-19 PENN STATE NITTANY LIONS

NUMERICAL ROSTER

#	NAME	POS	ELG	HT	WT	HOMETOWN	HIGH SCHOOL / LAST SCHOOL
0	Myreon Jones	G	Fr.	6-3	170	Birmingham, Ala.	Lincoln Academy (Ga.)
1	Deivis Zengulis	F	Sr.	6-6	220	Kaunas, Lithuania	St. Mary Ryken (Md.)
2	Myles Dread	G	Fr.	6-4	215	Detroit, Mich.	Gonzaga (Washington D.C.)
4	Daniil Kasatkin	G	Fr.	6-7	215	Vichuga, Russia	Mountain Mission (Va.)
5	Jamari Wheeler	G	So.	6-1	170	Live Oak, Fla.	Rock School
10	Kyle McCloskey	G	Fr.	6-5	210	Lower Gwynedd, Pa.	Germantown Academy
11	Lamar Stevens	F	Jr.	6-8	230	North Wales, Pa.	Roman Catholic
12	Izaiah Brockington #	G	So.	6-4	195	Philadelphia, Pa.	Archbishop Ryan/St. Bonaventure
13	Rasir Bolton	G	Fr.	6-2	180	Petersburg, Va.	Massanutten Academy
20	Taylor Nussbaum	G	So.	6-2	175	South Salem, N.Y.	Cheshire Academy (Conn.)
21	John Harrar	F	So.	6-9	243	Wallingford, Pa.	Strath Haven
22	Grant Hazle	F	Jr.	6-6	194	Kingwood, Texas	Westbury Christian School
23	Josh Reaves	G	Sr.	6-5	214	Fairfax, Va.	Oak Hill Academy (Va.)
24	Mike Watkins	F	R-Jr.	6-9	254	Philadelphia, Pa.	Phelps School
35	Trent Buttrick	F	So.	6-8	234	Bloomsburg, Pa.	Community School of Naples (Fla.)

Will sit out the 2018-19 season to satisfy NCAA transfer rules and will have three years of eligibility remaining beginning in 2019-2020.

ALPHABETICAL ROSTER

#	NAME	POS	ELG	HT	WT	HOMETOWN	HIGH SCHOOL / LAST SCHOOL
13	Rasir Bolton	G	Fr.	6-2	180	Petersburg, Va.	Massanutten Academy
12	Izaiah Brockington #	G	So.	6-4	195	Philadelphia, Pa.	Archbishop Ryan/St. Bonaventure
35	Trent Buttrick	F	So.	6-8	234	Bloomsburg, Pa.	Community School of Naples (Fla.)
2	Myles Dread	G	Fr.	6-4	215	Detroit, Mich.	Gonzaga (Washington D.C.)
21	John Harrar	F	So.	6-9	243	Wallingford, Pa.	Strath Haven
22	Grant Hazle	F	Jr.	6-6	194	Kingwood, Texas	Westbury Christian School
0	Myreon Jones	G	Fr.	6-3	170	Birmingham, Ala.	Lincoln Academy (Ga.)
4	Daniil Kasatkin	G	Fr.	6-7	215	Vichuga, Russia	Mountain Mission (Va.)
10	Kyle McCloskey	G	Fr.	6-5	210	Lower Gwynedd, Pa.	Germantown Academy
20	Taylor Nussbaum	G	So.	6-2	175	South Salem, N.Y.	Cheshire Academy (Conn.)
23	Josh Reaves	G	Sr.	6-5	214	Fairfax, Va.	Oak Hill Academy (Va.)
11	Lamar Stevens	F	Jr.	6-8	230	North Wales, Pa.	Roman Catholic
24	Mike Watkins	F	R-Jr.	6-9	254	Philadelphia, Pa.	Phelps School
5	Jamari Wheeler	G	So.	6-1	170	Live Oak, Fla.	Rock School
1	Deivis Zengulis	F	Sr.	6-6	220	Kaunas, Lithuania	St. Mary Ryken (Md.)

COACHING STAFF

Head Coach: Patrick Chambers (Philadelphia '94)
Associate Head Coach: Keith Urgo (Fairfield '02)
Assistant Coach: Jim Ferry (Keene State '90)
Assistant Coach: Kevin Freeman (Connecticut '06)
Director of Basketball Operations: Ross Condon (Villanova '07)
Director of Player Development: David Caporaletti (Philadelphia '93)
Director of On-Campus Recruiting: Nicholas Colella (Penn State '13)
Athletic Trainer: Jon Salazer (Penn State '93)
Strength & Conditioning Coach: Greg Miskinis (Penn State '08)

PRONUNCIATIONS

PEOPLE

Rasir Bolton –
 RAHJ-sheer BOWL-ton
 Buttrick – BUH-Trick
 Harrar – final R is silent, HAIR-ah
 Myreon Jones – Myron
 Daniil Kasatkin –
 Duh-NEEL Kaa-SOT-Kin
 Kyle McCloskey – Mic CLUS-key
 Deivis Zengulis –
 Davis Zem-GOO-Liss

PLACES

Kaunas – CO-nuss
 Lower Gwynedd – Gwynn-ID
 Vichuga – Vee-CHEW-gah

18-19 RECORD WHEN...

At home	5-4
On road	1-5
Neutral	1-2
vs. Top-25 teams	1-5
Leading at the half	5-3
Trailing at the half	2-8
Tied at the half	
Lead w/ 5:00 to play	6-0
Trail w/ 5:00 to play	1-11
Tied w/ 5:00 to play	
In overtime(s)	0-1
Wearing white	5-3
Wearing gray	1-2
Wearing blue	0-6
Wearing pink and black	1-0
Game decided by 1-5 pts	1-3
Game decided by 6-10 pts	1-4
Game decided 11-15 pts	3-3
Game decided by 16+ pts	2-1
PSU scores < 60 points	0-5
PSU scores 60-69 pts	1-3
PSU scores 70-79 pts	5-2
PSU scores 80-89 pts	1-1
PSU scores 90+ pts	
PSU scores 100+ pts	
Opp. scores < 60 pts	2-1
Opp. scores 60-69 pts	4-3
Opp. scores 70-79 pts	1-5
Opp. scores 80-89 pts	0-2
Opp. scores 90-99 pts	
Opp. scores 100+ pts	
1 PSU player scores 10+	0-1
2 PSU players score 10+	1-2
3 PSU players score 10+	4-4
4 PSU players score 10+	2-4
5 PSU players score 10+	
6 PSU players score 10+	
PSU outrebounds opp.	6-5
Opp. outrebounds PSU	1-6
Rebounds are equal	
PSU has more turnovers	3-3
Opp. has more turnovers	3-5
Turnovers are equal	1-3
FG% over 40%	7-3
FG% less than 40%	0-8
Opp. FG% over 40%	3-11
Opp. FG% less than 40%	4-0
PSU outshoots opp.	5-0
Opp. outshoots PSU	2-11
In November	4-2
In December	3-4
In January	0-5
In February	
In March	
On Sunday	0-2
On Monday	1-0
On Tuesday	2-1
On Wednesday	1-2
On Thursday	0-3
On Friday	1-1
On Saturday	2-2

2018-19 BIG TEN CONFERENCE STATISTICS

RECORD:	OVERALL	HOME	AWAY	NEUTRAL
ALL GAMES	0-7	0-4	0-3	0-0
CONFERENCE	0-7	0-4	0-3	0-0
NON-CONFERENCE	0-0	0-0	0-0	0-0

#	Player	gp-gs	min	avg	Total		3-Point		F-Throw		Rebounds				pf	dq	a	to	blk	stl	pts	avg		
					fg-fga	fg%	3fg-fga	3fg%	ft-fa	ft%	off	def	tot	avg										
11	Stevens, Lamar	7-7	256	36.6	49-129	.380	2-20	.100	11-15	.733	10	45	55	7.9	17	0	14	13	2	1	111	15.9		
23	Reaves, Josh	7-7	223	31.9	32-83	.386	11-32	.344	4-12	.333	13	18	31	4.4	23	1	27	21	6	23	79	11.3		
13	Bolton, Rasir	7-4	190	27.1	22-60	.367	5-30	.167	16-17	.941	3	7	10	1.4	12	0	11	15	0	2	65	9.3		
02	Dread, Myles	7-6	208	29.7	23-51	.451	16-41	.390	2-6	.333	3	20	23	3.3	15	0	6	7	0	3	64	9.1		
24	Watkins, Mike	7-4	150	21.4	27-37	.730	0-0	.000	9-23	.391	17	39	56	8.0	10	0	3	11	13	6	63	9.0		
21	Harrar, John	7-3	108	15.4	7-11	.636	0-1	.000	5-8	.625	10	14	24	3.4	18	0	2	2	0	4	19	2.7		
05	Wheeler, Jamari	7-3	116	16.6	4-21	.190	2-9	.222	2-2	1.000	8	11	19	2.7	14	0	15	6	1	9	12	1.7		
00	Jones, Myreon	6-0	77	12.8	2-22	.091	1-12	.083	3-5	.600	1	5	6	1.0	5	0	3	5	0	3	8	1.3		
35	Buttrick, Trent	6-1	43	7.2	1-10	.100	0-8	.000	1-1	1.000	1	5	6	1.0	9	0	0	1	0	0	3	0.5		
10	McCloskey, Kyle	2-0	26	13.0	1-3	.333	1-3	.333	0-0	.000	1	2	3	1.5	0	0	0	1	0	0	3	1.5		
01	Zemgulis, Deivis	1-0	3	3.0	1-1	1.000	1-1	1.000	0-0	.000	0	0	0	0.0	0	0	0	1	0	0	3	3.0		
Team											13	6	19											3
Total.....		7	1400		169-428	.395	39-157	.248	53-89	.596	80	172	252	36.0	123	1	81	86	22	51	430	61.4		
Opponents.....		7	1400		184-386	.477	53-133	.398	78-111	.703	53	201	254	36.3	101	-	98	86	32	46	499	71.3		

TEAM STATISTICS	PSU	OPP	Date	Opponent	Score	Att.
SCORING	430	499	* 12/01/18	at Maryland	L 59-66	15481
Points per game	61.4	71.3	* 12/04/18	INDIANA	L 62-64	8972
Scoring margin	-9.9	-	* 01/03/19	at Michigan	L 55-68	12707
FIELD GOALS-ATT	169-428	184-386	* 1/6/19	WISCONSIN	L 52-71	8342
Field goal pct	.395	.477	* 01/10/19	at Nebraska	L 64-70	15753
3 POINT FG-ATT	39-157	53-133	* 1/13/19	MICHIGAN STATE	L 56-71	10196
3-point FG pct	.248	.398	* 1/16/19	IOWA	L 82-89	7733
3-pt FG made per game	5.6	7.6	* - Conference game			
FREE THROWS-ATT	53-89	78-111				
Free throw pct	.596	.703				
F-Throws made per game	7.6	11.1				
REBOUNDS	252	254				
Rebounds per game	36.0	36.3				
Rebounding margin	-0.3	-				
ASSISTS	81	98				
Assists per game	11.6	14.0				
TURNOVERS	86	86				
Turnovers per game	12.3	12.3				
Turnover margin	+0.0	-				
Assist/turnover ratio	0.9	1.1				
STEALS	51	46				
Steals per game	7.3	6.6				
BLOCKS	22	32				
Blocks per game	3.1	4.6				
ATTENDANCE	35243	43941				
Home games-Avg/Game	4-8811	3-14647				
Neutral site-Avg/Game	-	0-0				

Score by Periods	1st	2nd	Totals
Penn State	204	226	430
Opponents	235	264	499

POINT DIFFERENTIAL																														
W																														
MARGIN	1	2	3	4	5	6	7	8	9	10	11	12	13	14	15	16	17	18	19	20	21	22	23	24	25	26	27	28	29	30*
L	1						1	2					1		1															1

