



VCU BASKETBALL

2020-21 MEDIA NOTES

VCU ATHLETICS COMMUNICATIONS • 1300 WEST BROAD STREET, RICHMOND, VA. 23284

CONTACT: CHRIS KOWALCZYK • O: (804) 828-8818 • C: (330) 348-6869 • E: CKOWALCZYK@VCU.EDU • T: @VCUHorns

2020-21 SCHEDULE

Date	Opponent	TV	Time/Score
NOVEMBER			
N26	%vs. Charlotte	--	Cancelled
N27	%at #12 Tennessee	ESPN2	Cancelled
N25	&vs. Utah State	ESPN2	9:30 p.m.
N26	&vs. SDSU/West Virginia	ESPN/ESPN2	TBD
N27	&Third Round	ESPN2/U	TBD
DECEMBER			
D2	at Penn State	FS1	5 p.m.
D5	MOUNT ST. MARY'S		2 p.m.
D9	NORTH CAROLINA A&T		7 p.m.
D12	OLD DOMINION	NBCSN	5 p.m.
D15	WESTERN CAROLINA		7 p.m.
D18	LOUISIANA		7 p.m.
D22	at LSU	SEC Network	9 p.m.
D30	*at Saint Joseph's		TBA
JANUARY			
J2	*DAVIDSON	NBCSN	2:30 p.m.
J6	*at George Mason		TBA
J9	*RHODE ISLAND	CBSSN	TBA
J13	*at George Washington		TBA
J16	*at Richmond	CBSSN	TBA
J23	*DAYTON	CBSSN	TBA
J27	*UMASS		TBA
J30	*LA SALLE	NBCSN	1 p.m.
FEBRUARY			
F3	*at Rhode Island		TBA
F7	*at Duquesne	NBCSN	4 p.m.
F12	*RICHMOND	ESPN	TBA
F15	*FORDHAM		TBA
F17	*at St. Bonaventure	CBSSN	TBA
F20	*GEORGE MASON	NBCSN	2:30 p.m.
F23	*SAINT LOUIS	CBSSN	TBA
F27	*at Davidson	ESPN	TBA
MARCH			
M3	*at Dayton	CBSSN	TBA

ATLANTIC 10 TOURNAMENT (BROOKLYN, N.Y.)

No.	Round	TV	Time/Score
M10	First Round	ESPN+	TBD
M11	Second Round	NBCSN	TBD
M12	Quarterfinals	NBCSN	TBD
M13	Semifinals	CBSSN	TBD
M14	Championship	CBS	TBD

Home games in **BOLD** and played at the E.J. Wade Arena at the Stuart C. Siegel Center

* - Atlantic 10 Conference Game

% - Volunteer Classic (Knoxville, Tenn.)

& - Bad Boy Mowers Crossover Classic (Sioux Falls, S.D.)

All game times Eastern Standard Time (EST); Dates and times subject to change.

VCU, PLEASE

On first reference, it is acceptable to use VCU or Virginia Commonwealth University. Please do not use "Virginia Commonwealth" or "Va. Commonwealth" when referring to VCU.

BAD BOY MOWERS CROSSOVER CLASSIC

NOV. 25-27 • SIOUX FALLS, S.D. • SANFORD PENTAGON (3,100)



VCU RAMS

2019-20 RECORD: 18-13
LOCATION: RICHMOND, VA.
CONFERENCE: ATLANTIC 10
COACH: MIKE RHOADES
AT VCU: 61-36 (4TH YEAR)
CAREER: 305-164 (17TH YEAR)



UTAH STATE AGGIES

2019-20 RECORD: 26-8
LOCATION: LOGAN, UTAH
CONFERENCE: MOUNTAIN WEST
COACH: CRAIG SMITH
AT USU: 54-15 (3RD YEAR)
CAREER: 205-99 (10TH YEAR)

ON THE AIR

TV: VCU vs. Utah State, ESPN2; ESPN Family of Networks all three days

Radio: 910 AM The Fan & 98.5 FM -

Robby Robinson (pxp) & Rodney Ashby (color)

Live Statistics: Sidearm

Twitter: @VCU_Hoops, @VCUHorns

VCU VS. THE FIELD (LAST MET)

UTAH STATE: FIRST MEETING

S. DAKOTA ST.: VCU LEADS 1-0 (2008-09)

WEST VIRGINIA: SERIES TIED 1-1 (1984-85)

MEMPHIS: MEMPHIS LEADS 4-2 (2012-13)

ST. MARY'S: SMC LEADS 1-0 (2016-17)

W. KENTUCKY: VCU LEADS 18-15 (2012-13)

NORTHERN IOWA: VCU LEADS 2-1 (2014-15)

TALKING POINTS

- VCU opens its 53rd season at the Bad Boy Mowers Crossover Classic in Sioux Falls, S.D. against Utah State. It will be the first meeting between the two schools
- The Rams are 3-0 in season-openers under Head Coach Mike Rhoades; VCU has won 14 consecutive season-openers, a streak that dates back to the 2006-07 season
- VCU was a late addition to this tournament. The Rams had been scheduled to play Charlotte and Tennessee at the Volunteer Classic in Knoxville. That MTE was canceled Monday following multiple positive COVID-19 tests within the Tennessee program. The Rams replace Wichita State, which was also struck by positive COVID-19 tests, in Sioux Falls
- VCU is 6-5 in MTEs in Rhoades' previous three seasons (including campus games). VCU was 2-2 last year in the Emerald Coast Classic, and the Rams finished 1-2 at the 2017 Maui Invitational and 3-1 in the 2018 Legends Classic
- The Rams will look distinctly different in 2020-21. VCU lost five seniors to graduation, as well as its leading scorer and rebounder (Marcus Santos-Silva) to transfer. This year's roster includes just two seniors, and VCU's returners combined for 15 starts last season. There are a combined eight freshmen and sophomores on this year's roster
- Sophomore guard Nah'Shon "Bones" Hyland is VCU's leading returning scorer. He averaged 9.0 points per game last season, including 11.0 in conference play. Hyland, an All-Rookie Team selection last year and A-10 Preseason Third Team pick this fall, started the final nine games at point guard last season and hit 63 three-pointers, the most ever by a VCU freshman. Hyland shot .465 (46-of-99) from 3-point range in A-10 play, which led the league
- VCU is known for its full-court press. The Rams 45th nationally in defensive efficiency last season, and turned over opponents on 24.5 percent of possessions, which ranked sixth nationally
- VCU owns the second-most wins in Atlantic 10 play (97) since joining the league prior to the 2012-13 season
- VCU has sold out 152 consecutive home games at the Stuart C. Siegel Center, a streak that dates to the 2010-11 season

2020-21 VCU LINEUP

No.	Player	Pos.	Cl.	Ht.	Wt.	MPG	PPG	RPG	APG	FG%	3FG%	FT%
0	Jamir Watkins	F	Fr.	6-7	205	--	--	--	--	--	--	--
1	Adrian Baldwin Jr.	G	Fr.	6-0	190	--	--	--	--	--	--	--
2	Mikeal Brown-Jones	F	Fr.	6-8	220	--	--	--	--	--	--	--
5	Nah'Shon Hyland	G	So.	6-3	173	20.6	9.0	2.2	1.8	.433	.434	.667
10	Vince Williams	G/F	Jr.	6-6	220	16.3	4.2	2.8	1.0	.342	.200	.806
11	KeShawn Curry	G	Jr.	6-4	175	16.3	4.7	2.4	1.1	.421	.207	.587
12	Jimmy Clark III	G	So.	6-3	175	7.2	2.1	0.8	0.8	.371	.214	.583
13	Corey Douglas	F	R-Sr.	6-8	220	12.1	3.5	2.5	0.9*	.487	.333	.583
15	Arnold Henderson	G	So.	5-10	175	2.0	1.0	0.0	0.1	.600	.333	--
20	Hason Ward	F	So.	6-9	210	7.1	2.0	2.0	0.6*	.625	--	.688
21	Jarren McAllister	G	So.	6-4	205	7.1	2.7	1.3	0.3	.516	.286	.692
33	Josh Banks	G	Fr.	6-5	170	--	--	--	--	--	--	--
34	Levi Stockard III	F	Sr.	6-8	245	16.5	3.7	2.6	0.2*	.500	--	.686
35	Brendan Medley-Bacon	C	Jr.	7-1	240	27.1	7.5	8.9	2.1*	.454	.000	.583

* - Blocks per game



2020-21 QUICK FACTS

TEAM INFORMATION

2019-20 Record.....	18-13
Atlantic 10 Conference Record.....	8-10
Home/Away/Neutral.....	14-4/4-7/0-3
A-10 Finish.....	T8th
Postseason Finish.....	None
Lettermen Returning/Lost.....	8/6
Starters Returning/Lost.....	1/4
All-Time Record.....	1,006-551 (.646)
First Season.....	1968-69
NCAA Appearances.....	17
NCAA Record.....	13-17
Final Four Appearances.....	One (2011)
Twitter.....	@VCU_Hoops
Instagram.....	@vcu_hoops
Basketball Office Phone.....	(804) 828-1278

BASKETBALL STAFF

Head Coach.....	Mike Rhoades (Lebanon Valley '95)
VCU Record.....	61-36 (4th Year)
Overall Record.....	305-164 (17th Year)
A-10 Record.....	33-21 (4th Year)
NCAA Tournament Record (Division I).....	0-1
NCAA Appearances (Division I).....	1 (2019)
Assistant Coach.....	J.D. Byers (Lebanon Valley '05)
Assistant Coach.....	Brent Scott (Rice '93)
Assistant Coach.....	Jamal Brunt (Randolph-Macon '03)
Director of Operations.....	Jimmy Martelli (Dickinson '05)
Dir. of Student-Athlete Development.....	Lamont Moore (Randolph-Macon '16)
Dir. of Player Development.....	Darius Theus (VCU '13)
Video Coordinator.....	Chris Gaines (VCU '15)
Dir. of Sports Performance.....	Daniel Roose (Appalachian St. '01)
Athletic Trainer.....	Dennis Williams (South Carolina '95)
Senior Secretary.....	Dianne Long

SCHOOL INFORMATION

Location.....	Richmond, Va.
Enrollment.....	32,000
Founded.....	1838
Nickname.....	Rams
Colors.....	Black & Gold (PMS 130)
President.....	Dr. Michael Rao, Ph.D.
Director of Athletics.....	Ed McLaughlin
Conference.....	Atlantic 10
Home Court.....	Stuart C. Siegel Center
Capacity.....	7,637
Website.....	VCUathletics.com

ATHLETICS COMMUNICATIONS

Men's Basketball SID.....	Chris Kowalczyk
Office.....	(804) 828-8818
Cell.....	(330) 348-6869
Email.....	ckowalczyk@vcu.edu
Twitter.....	@VCUHorns

2020-21 VCU ROSTER

No.	Name	Pos.	Yr.	Ht.	Wt.	Hometown/High School/Previous School
0	Jamir Watkins	F	Fr.	6-7	205	Trenton, N.J./Trenton Catholic
1	Adrian Baldwin Jr.	G	Fr.	6-0	190	Baltimore, Md./St. Frances Academy
2	Mikeal Brown-Jones	F	Fr.	6-8	220	Philadelphia, Pa./IMG Academy
5	Nah'Shon Hyland	G	So.	6-3	173	Wilmington, Del./St. Georges Tech
10	Vince Williams	G/F	Jr.	6-6	220	Toledo, Ohio/St. John's Jesuit
11	KeShawn Curry	G	Jr.	6-4	175	Jacksonville, Fla./Fork Union Military Academy
12	Jimmy Clark III	G	So.	6-3	175	Covington, Ga./Newton
13	Corey Douglas	F	R-Sr.	6-8	210	Louisville, Ky./Fork Union Military (Tallahassee CC)
15	Arnold Henderson VI	G	So.	5-10	175	Mechanicsville, Va./St. Christopher's School
20	Hason Ward	F	So.	6-9	210	St. Thomas, Barbados/Springfield Central (Mass.)
21	Jarren McAllister	G	So.	6-4	205	Wake Forest, N.C./Massanutten Military Academy
33	Josh Banks	G	Fr.	6-5	170	Charlotte, N.C./Olympic
34	Levi Stockard III	F	Sr.	6-8	245	St. Louis, Mo./Vashon (Kansas State)
35	Brendan Medley-Bacon	C	Jr.	7-1	240	Baltimore, Md./Archbishop Curley (Coppin State)

Head Coach: Mike Rhoades (Fourth season, Lebanon Valley '95)

Assistant Coaches: J.D. Byers (Fourth season, Lebanon Valley '05), Brent Scott (Fourth season, Rice '93), Jamal Brunt (Third season, Randolph-Macon '03)

Director of Operations: Jimmy Martelli (Fourth season, Dickinson '05)

Director of Player Development: Darius Theus (Third season, VCU '13)

Director of Student-Athlete Development: Lamont Moore (Second season, Randolph-Macon '16)

Video Coordinator: Chris Gaines (Second season, VCU '18)

Athletic Trainer: Dennis Williams (Third season, South Carolina '95)

Director of Sports Performance: Daniel Roose (Eighth season, Appalachian State '01)

PRONUNCIATION GUIDE

Mikeal Brown Jones = Mih-Kel

KeShawn Curry = Key-Shawn

Hason Ward = Hah-sahn

NOTES

Adrian Baldwin Jr. goes by "Ace" Baldwin

Nah'Shon Hyland goes by "Bones" Hyland

Jimmy Clark III goes by "Tre" Clark

HEAD COACH MIKE RHOADES

FOURTH SEASON • 61-36 AT VCU (305-164 OVERALL)



Mike Rhoades was named the 12th head coach in VCU history on March 21, 2017. It's Rhoades' second go-around with the Rams. As an assistant and associate head coach with VCU from 2009-14, he helped the Rams kick off an unprecedented run of seven straight NCAA Tournament appearances. He's already set the Rams on a course to reach greater heights.

In just his second season in 2018-19, Rhoades led the Rams back to the NCAA Tournament, as well as their first Atlantic 10 Conference outright regular season championship. VCU's 25 total wins, including 16 conference

victories, tied program regular-season marks. For his efforts, he was named Atlantic 10 Conference Coach of the Year and Richmond Times-Dispatch State Coach of the Year, and was a finalist for the Jim Phelan National Coach of the Year award. In three seasons, four Rams have been named to All-Atlantic 10 Conference Teams, including first team selections Marcus Evans and Justin Tillman, as well as 2019-20 All-Rookie team pick Bones Hyland.

Rhoades' debut campaign as VCU head coach in 2017-18 produced 18 wins and the program's 18th consecutive winning season. Under his tutelage, Tillman blossomed into a First Team All-Atlantic 10 Conference performer. Tillman also captured All-District honors, as well as the Richmond Times-Dispatch's State College Player of the Year award.

Prior to returning to Richmond, Rhoades engineered a stunning turnaround at Rice. As head coach of the Owls from 2014-17, Rhoades led Rice to its first 20-win campaign since 2003-04 and the program's first postseason appearance since 2011-12. Rice's 23-12 mark in 2016-17 was an 11-win improvement over the 2015-16 season and the 23 wins were the second-most in Owls history. Rice advanced to the second round of the College Basketball Invitational that season.

Rhoades assumed the reins at Rice in 2014-15 and led the school to an immediate five-win improvement. The Owls were a combined 12-49 in the two seasons prior to his arrival.

An astute eye for talent, Rhoades recruited Conference USA Rookie of the Year and 2016-17 First Team selection Evans, a Chesapeake, Va., native and landed Arizona State transfer Egor Koulechov, who ranked fifth in C-USA in scoring in 2016-17, two players who helped spark Rice's dramatic turnaround.

In 16 seasons as a collegiate head coach, Rhoades has produced a 305-164 record, a winning percentage of .650.

Rhoades' ties to Central Virginia date back 20 years, including his five seasons at VCU. He was integral in recruiting and developing the players that would lead the Rams to a historic Final Four appearance in 2010-11. During his tenure, VCU reached the NCAA Tournament four times and appeared in the postseason all five years. The Rams were 137-46 during that period and won the 2012 CAA Championship.

As a Ram, Rhoades recruited and molded elite-level talent. He played a pivotal role in the signing and development of future NBA players Briante Weber, Treveon Graham and Troy Daniels during his stint on Broad Street, and numerous others have enjoyed successful professional careers overseas.

In 2012, after VCU toppled Wichita State in the First Round of the NCAA Tournament, Rhoades was named one of the top 10 assistant coaches under 40 in the country by ESPN.com.

Prior to his VCU tenure, Rhoades enjoyed a wildly successful run at Division III Randolph-Macon in Ashland, Va. In 10 seasons as head coach of the Yellow Jackets, Rhoades compiled a 197-76 record (.722 win percentage) and led RMC to four NCAA Tournament appearances, including trips to the Sweet 16 in 2002 and 2003.

Rhoades' teams won six Old Dominion Athletic Conference (ODAC) championships and earned national No. 1 rankings in two seasons. He was named ODAC Coach of the Year in three straight seasons from 2001-03, coached three ODAC Players of the Year, five ODAC Freshmen of the Year, as well as 17 First and Second Team All-ODAC selections. In 2003, he was named NABC South District Coach of the Year and State Coach of the Year by the Richmond Times-Dispatch. He began his coaching career at age 23 as an assistant at Randolph-Macon in 1996 under long-time head coach Hal Nunnally. The Yellow Jackets posted winning records in all three seasons with Rhoades on staff before he was elevated to head coach in 1999 at age 25.

Rhoades played collegiately under coaches Pat Flannery and Brad McAlester at Lebanon Valley College in his home state of Pennsylvania, and led his squad to a 66-59 overtime win over NYU in the 1994 NCAA Division III National Championship Game. The entire team was inducted into the school's Athletic Hall of Fame in October 2014, the 20th anniversary of the title.

The guard was named USA Today D-III National Player of the Year in 1995 and twice earned All-America honors. He graduated with a degree in history in 1995. He left as the school's all-time scoring leader and still holds Lebanon Valley records in free-throw percentage (.845), assists (668) and steals (212). His No. 5 jersey was later retired. Rhoades also earned his masters from VCU's Center for Sport Leadership in 2002.

The Mahanoy City, Pa. native and his wife Jodie have two sons, Logan, and Chase, and one daughter, Porter.

THE MIKE RHOADES FILE

ASSISTANT COACH - RANDOLPH-MACON (D-III)

Year	School	Overall		Conf.		Postseason
		W	L	W	L	
1996-97	Randolph-Macon	14	11	12	6	
1997-98	Randolph-Macon	20	8	13	5	NCAA 1st Round
1998-99	Randolph-Macon	23	6	15	3	

HEAD COACH - RANDOLPH-MACON (D-III)

Year	School	Overall		Conf.		Postseason
		W	L	W	L	
1999-00	Randolph-Macon	13	12	10	8	
2000-01	Randolph-Macon	16	10	12	6	
2001-02	Randolph-Macon	24	6	16	2	NCAA Sweet 16
2002-03	Randolph-Macon	28	2	17	1	NCAA Sweet 16
2003-04	Randolph-Macon	23	5	16	2	NCAA Second Round
2004-05	Randolph-Macon	17	10	13	5	
2005-06	Randolph-Macon	22	7	15	3	NCAA First Round
2006-07	Randolph-Macon	14	12	9	9	
2007-08	Randolph-Macon	20	6	14	4	
2008-09	Randolph-Macon	20	6	14	2	
Totals	10 Seasons	197	76	136	42	4 NCAA Appearances

ASSISTANT COACH/ASSOCIATE HEAD COACH - VCU

Year	School	Overall		Conf.		Postseason
		W	L	W	L	
2009-10	VCU	27	9	11	7	CBI Champions
2010-11	VCU	28	12	12	6	NCAA Final Four
2011-12	VCU	29	7	15	3	NCAA 2nd Round
2012-13	VCU	27	9	12	4	NCAA 2nd Round
2013-14	VCU	26	9	12	4	NCAA 1st Round

HEAD COACH - RICE

Year	School	Overall		Conf.		Postseason
		W	L	W	L	
2014-15	Rice	12	20	8	10	
2015-16	Rice	12	20	7	11	
2016-17	Rice	23	12	11	7	CBI Second Round
Totals	3 Seasons	47	52	26	28	1 Postseason App.

HEAD COACH - VCU

Year	School	Overall		Conf.		Postseason
		W	L	W	L	
2017-18	VCU	18	15	9	9	
2018-19	VCU	25	8	16	2	NCAA 1st Round
2019-20	VCU	18	13	8	10	
Totals	3 Seasons	61	36	33	21	1 NCAA Appearance
Head Coach Totals - 16 Yrs.		305	164	195	91	6 Postseason App.

NEWS AND NOTES

VCU-UTAH STATE SERIES Never Met

VCU-WEST VIRGINIA SERIES

Series tied 1-1

Date	Site	W/L	VC-WV	Series
12/18/82	H32	L	65-66*	0-1
1/22/85	HR	W	72-60	1-1

Home: 1-0 Neutral: 0-1

VCU-SDSU SERIES

VCU leads 1-0

Date	Site	W/L	VC-SD	Series
11/19/08	HS	W	72-56	1-0

Home: 1-0

VCU-MEMPHIS SERIES

Memphis leads 4-2

Date	Site	W/L	VC-MU	Series
1/3/76	A	L	72-92	0-1
2/23/85	A	L	73-81	0-2
1/28/89	A	L	69-89	0-3
2/5/90	HR	W	70-69*	1-3
2/25/92	A	L	58-85	1-4
11/22/12	N	W	78-65	2-4

Home: 1-0 Away: 0-4 Neutral: 1-0

VCU-SAINT MARY'S SERIES

Saint Mary's leads 1-0

Date	Site	W/L	VC-SM	Series
3/16/17	N	L	77-85	0-1

Neutral: 0-1

VCU-NORTHERN IOWA SERIES

VCU leads 2-1

Date	Site	W/L	VC-NI	Series
2/17/12	HS	W	77-68	1-0
12/14/13	A	L	68-68	1-1
12/13/14	H	W	93-87(OT)	2-1

Home: 2-0 (Siegel Center: 2-0) Away: 0-1

VCU-W. KENTUCKY SERIES

VCU leads 18-15

Last 10 matchups

Date	Site	W/L	VC-WK	Series
3/2/92	HR	L	75-77	12-12
12/19/92	A	L	78-84	12-13
11/24/95	N35	W	83-65	13-13
11/18/98	HR	W	63-61	14-13
12/11/99	A	L	58-75	14-14
11/26/02	A	L	73-80*	14-15
11/25/03	HS	W	72-67	15-15
11/20/11	N	W	69-64	16-15
11/23/11	A	W	68-45	17-15
12/18/12	HS	W	76-44	18-15

Home: 9-4 (Siegel Center: 2-0)

Away: 5-11 Neutral: 4-0

RIDING 'HY'

Sophomore guard Nah'Shon "Bones" Hyland was named to the All-Atlantic 10 Conference Preseason Third Team earlier this fall. The 6-foot-3 Wilmington, Del. native is VCU's leading returning scorer (9.0 ppg) and 3-point shooter (63 3FG). His 63 three-pointers were the most by a freshman in VCU history.

Hyland, who was named to the A-10 All-Rookie Team last year, averaged 11.0 points and hot .465 (46-of-99) from 3-point range in league play last season. Hyland's .434 overall shooting from 3-point range ranks sixth in school single-season history. Hyland started the final nine games of the 2019-20 campaign.

IT'S STILL HAVOC TO ME

VCU's full-court press has been its signature for more than a decade. The Rams ranked sixth nationally in turnover percentage (24.5) last season, and VCU's 278 steals ranked 10th nationally. The Rams forced 25 or more turnovers in a game three times last season.

IN GOOD HEALTH

VCU is hoping for healthy seasons from senior forward Corey Douglas and junior guard/forward Vince Williams after both suffered through injury plagued 2019-20 campaigns.

An active defender and excellent shot blocker, Douglas was bothered by a cyst on his left for for the entire season and eventually missed the final four games of the year. He begins the 2020-21 season healthy following off-season surgery.

Williams battled a concussion, a broken hand and a calf injury in 2019-20 that cost him 10 games. This will also mark the first year in Williams' VCU career he did not have off-season shoulder (both rotator cuffs) surgery. When healthy, Williams is arguably the Rams' most versatile player.

YOUTH MOVEMENT

VCU will look to replace five seniors, as well as leading scorer and rebounder Marcus Santos-Silva from last season's 18-13 squad. Those players comprised 65 percent

AP TOP 25 POLL (PRESEASON)

#-School	Rec.	Pts.	Last
1-Gonzaga (28)	0-0	1,541	2
2-Baylor (24)	0-0	1,540	5
3-Villanova (11)	0-0	1,501	10
4-Virginia (1)	0-0	1,364	16
5-Iowa	0-0	1,273	25
6-Kansas	0-0	1,221	1
7-Wisconsin	0-0	1,150	17
8-Illinois	0-0	1,105	21
9-Duke	0-0	1,073	11
10-Kentucky	0-0	1,038	8
11-Creighton	0-0	922	7
12-Tennessee	0-0	919	NR
13-Michigan State	0-0	820	9
14-Texas Tech	0-0	790	NR
15-West Virginia	0-0	651	24
16-North Carolina	0-0	465	NR
17-Houston	0-0	438	22
18-Arizona State	0-0	402	NR
19-Texas	0-0	380	NR
20-Oregon	0-0	375	13
21-Florida State	0-0	351	4
22-UCLA	0-0	336	NR
23-Ohio State	0-0	270	19
24-Rutgers	0-0	190	NR
25-Michigan	0-0	160	NR

Others receiving votes: LSU 146, Memphis 69, Florida 69, Alabama 50, Indiana 48, Louisville 41, Richmond 40, Stanford 14, Providence 9, Saint Louis 8, Auburn 8, San Diego State 6, Connecticut 6, BYU 4, Loyola Chicago 3, Seton Hall 2, UNC Greensboro 1, Northern Iowa 1

USA TODAY/COACHES POLL (PRESEASON)

#-School	Rec.	Pts.	Last
1-Baylor (12)	0-0	764	--
2-Gonzaga (10)	0-0	762	--
3-Villanova (8)	0-0	755	--
4-Virginia	0-0	666	--
5-Kansas	0-0	612	--
6-Iowa	0-0	587	--
7-Wisconsin	0-0	579	--
8-Duke	0-0	555	--
9-Kentucky	0-0	541	--
10-Illinois	0-0	523	--
11-Creighton	0-0	458	--
12-Michigan State	0-0	437	--
13-Texas Tech	0-0	420	--
14-Tennessee	0-0	383	--
15-West Virginia	0-0	347	--
16-North Carolina	0-0	266	--
17-Arizona State	0-0	240	--
18-Houston	0-0	203	--
18-Florida State	0-0	203	--
20-Oregon	0-0	193	--
21-UCLA	0-0	145	--
22-Texas	0-0	137	--
23-Rutgers	0-0	104	--
24-Ohio State	0-0	102	--
25-Alabama	0-0	62	--

Others receiving votes: Louisville 55; Florida 52; Michigan 38; LSU 27; San Diego St. 23; Dayton 23; Richmond 21; Maryland 15; Indiana 14; Seton Hall 12; Memphis 12; Connecticut 11; Stanford 10; Oklahoma State 9; Northern Iowa 8; Brigham Young 8; Syracuse 4; Providence 4; Purdue 3; Arkansas 2; Western Kentucky 1; Stephen F. Austin 1; Saint Mary's 1; Loyola-Chicago 1; Georgia Tech 1.

VCU NEWS AND NOTES

TRENDS

VCU RECORD

	'18-19	'19-20
Overall	25-8	18-13
Conference Games	16-2	8-10
When VCU leads at halftime	23-4	15-4
When VCU trails at halftime	2-4	2-9
When tied at halftime	0-0	1-0
In national TV games	12-6	9-9

BY MONTH

November	5-2	6-2
December	4-2	4-1
January	5-2	6-3
February	8-0	2-5
March	3-2	0-2

SCORING

VCU scores fewer than 40 points	0-0	0-0
VCU scores 40-49 points	0-1	0-0
VCU scores 50-59 points	2-3	1-4
VCU scores 60-69 points	7-1	3-7
VCU scores 70-79 points	9-2	9-2
VCU scores 80 or more points	6-1	5-0
Opp. scores fewer than 40 points	1-0	0-0
Opp. scores 40-49 points	1-0	2-0
Opp. scores 50-59 points	10-1	7-1
Opp. scores 60-69 points	10-2	7-3
Opp. scores 70-79 points	3-3	1-6
Opp. scores 80 or more points	0-2	1-3

FROM THE FIELD

VCU shoots below 35%	1-3	1-3
VCU shoots between 35-40%	2-2	3-5
VCU shoots better than 40%	7-3	4-2
VCU shoots better than 45%	12-0	6-1
VCU shoots better than 50%	2-0	2-1
VCU shoots better than 55%	1-0	2-1

FINAL MARGIN

1-3 points	4-0	2-3
4-7 points	5-5	1-2
8-10 points	1-2	1-4
11-15 points	5-1	7-2
16+ points	10-0	7-2
In overtime	1-1	0-1

BATTLE OF THE BOARDS

Outrebounding opponent	15-2	9-1
Outrebounded by opponent	8-6	6-12
Rebounds are even	2-0	3-0

DOWN TO THE WIRE

Leading with 5:00 left (in reg.)	22-2	17-1
Trailing with 5:00 left	2-6	1-12
Tied with 5:00 left	1-0	0-0

LAYING IT ON THE LINE

VCU attempts more free throws	11-4	11-2
Opp. attempts more free throws	13-4	5-11
Free throw attempts are even	1-0	2-0

BY LOCATION

Home	16-1	14-4
Road	8-4	4-7
Neutral	1-3	0-2
Conference at home	9-0	5-4
Conference on the road	7-2	3-6
Conference tournament	0-1	0-0

STREAKING

When VCU is coming off a win	20-6	13-6
When VCU is coming off a loss	5-2	4-7
Longest VCU winning streak	W12	W6
Longest VCU losing streak	L2	L5
Current VCU streak	L2	L2

STRENGTH OF OPPOSITION

vs. AP Top 25 teams	0-1	1-3
vs. teams receiving votes	2-3	0-4
vs. teams with a winning record	11-7	9-12
vs. teams with .500 record	2-1	4-0
vs. teams with a losing record	10-0	4-1

of VCU's points and 60 percent of its rebounding in 2019-20. That class included 2,000-point scorer Marcus Evans, as well as 1,000-point men De'Riante Jenkins and Issac Vann.

The Rams' returning players combined for 15 starts last season, including nine from Hyland. VCU's current roster includes a combined eight freshmen and sophomores.

TRANSFER OF POWER

VCU welcomes a pair of upperclass transfers in senior forward Levi Stockard III (Kansas State) and center Brendan Medley-Bacon (Coppin State). Both players have received immediate eligibility waivers from the NCAA.

A 6-8 St. Louis native, Stockard was a three-year rotation regular for Bruce Weber and appeared in 100 games as a Wildcat. He helped lift KSU to a pair of NCAA Tournament berths.

At 7-1, Medley-Bacon is the first VCU seven-footer since D.J. Haley suited up for the Rams from 2010-13. Medley-Bacon blocked 66 shots and recorded eight double-doubles last season for Coppin State.

HASON, THE 'WARDEN'

One of the most intriguing talents on the VCU roster is sophomore forward Hason Ward. A native of St. Thomas, Barbados, the 6-9 Ward didn't begin playing organized basketball until he was a sophomore in high school. Ward possesses a 7-4 wingspan and averaged 3.5 blocks per 40 minutes last season as a freshman.

STATS TO WATCH

VCU was 13-2 last season when it scored 20 or more points off turnovers and 11-3 when it turned opponents over 18 or more times.

HOW MUCH YA' BENCH?

Given the intensity and pace the Rams play, Coach Mike Rhoades likes to use a deep rotation. VCU ranked 29th nationally in bench minutes, with 38.2 percent of playing time assigned to reserves. The VCU bench is averaged 23.2 points per

#HAVOC TRACKER

DEFENSIVE TURNOVER PERCENTAGE

Season	TO%	Rank
2019-20	24.5	6
2018-19	23.3	8
2017-18	17.8	214
2016-17	21.0	33
2015-16	21.4	18
2014-15	23.6	11
2013-14	25.6	1
2012-13	28.5	1
2011-12	27.3	1
2010-11	22.1	62
2009-10	21.1	130

STEAL PERCENTAGE

Season	Stl%	Rank
2019-20	12.9	6
2018-19	11.5	22
2017-18	8.8	160
2016-17	10.7	30
2015-16	12.2	7
2014-15	14.0	3
2013-14	15.7	1
2012-13	17.0	1
2011-12	16.0	1
2010-11	12.4	17
2009-10	11.4	55

ADJUSTED DEFENSIVE EFFICIENCY

Season	Pt/100 pos.	Rank
2019-20	94.4	45
2018-19	89.5	7
2017-18	103.8	156
2016-17	96.0	41
2015-16	93.9	24
2014-15	94.3	24
2013-14	90.2	6
2012-13	94.2	45
2011-12	92.1	19
2010-11	98.0	84
2009-10	98.7	106

* Through 2019-20

game last season.

BONES' YARD

Hyland's collegiate career certainly got off to a good start last year.

Hyland's 9.0 points per game last year were

VCU NEWS AND NOTES

5-Ron Ladd (1990-91)

36

WINS VS. THE POWER 5 SINCE 2007

It all started with Eric Maynor's jumper to beat Duke in the 2007 NCAA Tournament. Since then, VCU has earned a reputation for taking down "Power 5" programs. Since 2007, VCU has scored 18 wins over Power 5 schools, not to mention a few near-misses.

Date	Opponent	Score
11/13/19	LSU	W, 84-82
12/5/18	at Texas	W, 54-53
11/21/17	vs. Cal	W, 83-69
11/25/16	vs. LSU	W, 85-74
11/18/16	vs. Oregon St.	W, 75-67
11/25/14	vs. Oregon	W, 77-63
11/14/14	vs. Tennessee	W, 85-69
12/28/13	vs. Boston College	W, 69-50
12/21/13	vs. Virginia Tech	W, 82-52
11/12/13	at Virginia	W, 59-56
12/15/12	ALABAMA	W, 73-54
3/27/11	vs. Kansas	W, 71-61
3/25/11	vs. Florida State	W, 72-71 ot
3/20/11	vs. Purdue	W, 94-76
3/18/11	vs. USC	W, 59-46
11/26/10	vs. UCLA	W, 89-85
11/16/10	at Wake Forest	W, 90-69
11/21/09	OKLAHOMA	W, 82-69

te most VCU true freshman since Shawn Hampton (10.3) in 1998-99.

Hyland poured in 21 points on Jan. 18, 2020 against St. Bonaventure, the most by a VCU true freshman since Terry Larrier scored 21 against Maryland-Eastern Shore on Nov. 20, 2014.

Freshman Scoring Leaders (Since 1996)

#-Player (Season)	PPG
1-Shawn Hampton (1998-99)	10.3
2-Bones Hyland (2019-20)	9.0
Samir Doughty (2016-17)	9.0
4-Dom Jones (2000-01)	8.6
LaMar Taylor (1997-98)	8.6
6-Nick George (2002-03)	8.3
7-Scott Lilly (1997-98)	8.2
8-B.A. Walker (2003-04)	7.7
9-Johnnie Story (2000-01)	7.5
10-Bradford Burgess (2008-09)	7.4
All-Time: Greg McDougald ('70-71)	16.5

VCU Freshman 3-Point FG Leaders

#-Player (Season)	PPG
1-Bones Hyland (2019-20)	63
2-B.A. Walker (2003-04)	59
3-Scott Lilly (1997-98)	51
4-Bradford Burgess (2008-09)	37

WHAT'S IN A NAME?

VCU's 2020-21 roster includes three "juniors" (Corey Douglas Jr., Vince Williams Jr. and Adrian Baldwin Jr.), as well as two III's (Levi Stockard III and Jimmy Clark III) and one VI (Arnold Henderson VI). In addition, Nah'Shon Hyland goes by "Bones", Jimmy Clark III goes by "Tre" and Adrian Baldwin Jr. goes by "Ace".

110: WINS VS. THE A-10

VCU is 110-49 (.692) against Atlantic 10 opponents, including A-10 Tournament games, since it joined the league prior to the 2012-13 season, most in the conference. The Rams reached the A-10 Championship Game in each of their first five seasons in the league and captured the title in 2015 over Dayton.

152: CONSECUTIVE SELLOUTS

VCU has sold out every game at the Stuart C. Siegel Center since Jan. 29, 2011. The Rams are 127-25 (.836) at home during their streak.

450: WINS SINCE 2001-02

VCU's 450 wins since the start of the 2001-02 season are the most among the 13 Division I schools in the Commonwealth of Virginia.

11: NCAA BIDS SINCE 2004

VCU rose to national prominence on the strength of its thrilling defeat of Duke in the 2007 NCAA Tournament, as well as its Final Four run in 2011, but the Rams have been a staple of the NCAA field for a long time. VCU has reached the NCAA Tournament 17 times since the school was formed in 1968, including 11 appearances in the past 16 seasons. VCU reached the NCAA field seven straight years from 2011-17.

20: CONSECUTIVE WINNING SEASONS

Year	Record	Postseason
2000-01	16-14	
2001-02	21-11	
2002-03	18-10	
2003-04*	23-8	NCAA 1st Rd.

ATLANTIC 10 PRESEASON POLL

#-SCHOOL	VOTES
1-Richmond (19)	380
2-Saint Louis (7)	364
3-Dayton (2)	318
4-St. Bonaventure	307
5-Duquesne	278
6-Rhode Island	246
7-Davidson	229
8-Massachusetts	192
9-VCU	175
10-George Mason	133
11-George Washington	113
12-Saint Joseph's	85
13-La Salle	80
14-Fordham	40

Number in parenthesis indicates first-place votes

PRESEASON ALL-ATLANTIC 10

	Bones Hyland	Third Team
2004-05	19-13	NIT 1st Rd.
2005-06	18-10	
2006-07*	28-7	NCAA 2nd Rd.
2007-08	24-8	NIT 1st Rd.
2008-09*	24-10	NCAA 1st Rd.
2009-10	27-9	CBI Champs
2010-11	28-12	Final Four
2011-12*	29-7	NCAA 2nd Rd.
2012-13	27-9	NCAA 2nd Rd.
2013-14	26-9	NCAA 1st Rd.
2014-15*	26-10	NCAA 1st Rd.
2015-16	25-11	NCAA 2nd Rd.
2016-17	26-9	NCAA 1st Rd.
2017-18	18-15	
2018-19	25-8	NCAA 1st Rd.
2019-20	18-13	

* - Conference Championship

2: PLAYERS IN THE NBA

Two former Rams are currently under NBA contracts, Troy Daniels of the Denver Nuggets and Treveon Graham of the Atlanta Hawks. Since 2009, VCU has sent five players to the NBA, including a pair of first round draft picks (Eric Maynor, Larry Sanders).

RANK AND FILE

VCU has hosted a ranked opponent eight times in 21 seasons at the Stuart C. Siegel Center. The Rams are 5-3 in those con-

VCU NEWS AND NOTES

tests, including an 84-82 win over No. 23 LSU on Nov. 13 (Associated Press Top 25 Rankings).

Date	Opponent	Rank	Score
2/18/20	Dayton	5	L, 61-66
11/13/19	LSU	23	W, 84-82
2/2/18	Rhode Island	22	L, 68-81
12/13/14	Northern Iowa	23	W, 93-87 ot
12/6/14	Virginia	7	L, 57-74
3/1/14	Saint Louis	10	W, 67-56
3/2/13	Butler	20	W, 84-52
11/21/09	Oklahoma	17	W, 82-69

BE-CLAUSE WE SAID SO

On Nov. 13, 2020, VCU defeated LSU 84-82 at the Siegel Center. That game was scheduled as part of a clause in Will Wade's VCU contract that required a home-and-home if he left for another school. Former VCU Athletic Director Dr. Richard Sander originally devised the clause in the early 2000s, and it has remained in the contracts of subsequent Rams' coaches. As a result, VCU has played home-and-home series with Oklahoma (Jeff Capel), Alabama (Anthony Grant) and Texas (Shaka Smart) in the past decade. VCU is scheduled to play a return game in Baton Rouge, La. in 2020-21. Here is VCU's record in these "contract clause" games.

Date	Opponent	Rank	Score
12/20/08	*at Oklahoma	4	L, 70-81
11/21/09	Oklahoma	17	W, 82-69
11/27/11	at Alabama	--	L, 64-72
12/15/12	Alabama	--	W, 73-54
12/5/17	Texas	--	L, 67-71
12/5/18	at Texas	--	W, 54-53
11/13/19	LSU	23	W, 84-82

* - played in Oklahoma City

THIS IS OUR HOUSE

VCU is pretty proud of its home court advantage at the Stuart C. Siegel Center. Since the building opened for the 1999-2000 season, it's been a nightmare for opponents.

VCU at the Siegel Center (all-time)

Season	Overall	Conf.	Sellouts
1999-00	12-3	6-2	3
2000-01	12-2	7-1	0
2001-02	13-1	9-0	0
2002-03	12-3	7-2	0
2003-04	12-2	8-1	1
2004-05	11-4	7-2	0
2005-06	12-2	7-2	2
2006-07	12-2	9-0	3
2007-08	12-2	8-1	4
2008-09	13-1	8-1	3
2009-10	18-1	8-1	3
2010-11	11-3	6-3	4
2011-12	13-1	8-1	14
2012-13	15-2	7-1	17

RAMS IN THE NBA

Player	Years	Games
Bernie Harris	1974-75	11
Jesse Dark	1974	47
Gerald Henderson	1978-92	871
Edmund Sherod	1982-83	64
Eric Maynor	2009-14	267
Larry Sanders	2010-15, 17	238
Troy Daniels	2014-	339
Briante Weber	2016-18	45
Treveon Graham	2016-	180

Active players in **bold**

games through 2019-20 season

2013-14	15-0	8-0	15
2014-15	12-4	6-3	16
2015-16	15-2	8-1	17
2016-17	15-1	9-0	16
2017-18	11-7	4-5	18
2018-19	16-1	9-0	17
2019-20	14-4	5-4	18
21st Year	277-48	155-31	169

INCOMING!

VCU inked a pair of 2021 recruits during the NCAA early signing period.

Jalen DeLoach (Savannah, Ga./The Skill

RAM RULE - ATLANTIC 10 STANDINGS SINCE 2012-13

Since joining the league prior to the 2012-13 season, VCU has been one of the A-10's most successful programs, piling up the second-most wins (regular season). The Rams captured the 2015 A-10 Tournament title, as well as a share of the 2015-16 regular season crown, and claimed the 2018-19 regular season title outright. The Rams reached the A-10 Championship Game in five straight seasons (2013-17). VCU is also 13-6 in A-10 Tournament play since 2012-13.

School	2012-13	2013-14	2014-15	2015-16	2016-17	2017-18	2018-19	2019-20	TOTAL	WIN%
Dayton	7-9	10-6	13-5	14-4	15-3	8-10	13-5	18-0	98-42	.700
VCU	12-4	12-4	12-6	14-4	14-4	9-9	16-2	8-10	97-43	.693
Davidson	n/a	n/a	14-4	10-8	8-10	13-5	14-4	10-8	69-39	.639
St. Bonaventure	7-9	6-10	10-8	14-4	11-7	14-4	12-6	11-7	85-55	.607
Rhode Island	3-13	5-11	13-5	9-9	13-5	15-3	9-9	13-5	80-60	.571
Richmond	8-8	8-8	12-6	7-11	13-5	9-9	6-12	14-4	76-63	.547
Saint Louis	13-3	13-3	3-15	5-13	6-12	9-9	10-8	12-6	71-69	.507
George Washington	7-9	11-5	10-8	11-7	10-8	7-11	4-14	6-12	66-74	.471
Saint Joseph's	8-8	11-5	7-11	13-5	4-14	10-8	6-12	2-16	61-79	.436
La Salle	11-5	7-9	8-10	4-14	9-9	7-11	8-10	6-12	60-80	.429
UMass	9-7	10-6	10-8	6-12	4-14	5-13	4-14	8-10	56-84	.400
George Mason	n/a	4-12	4-14	5-13	9-9	9-9	11-7	5-13	49-77	.389
Duquesne	1-15	5-11	6-12	6-12	3-15	7-11	10-8	11-7	49-91	.350
Fordham	3-13	2-14	4-14	8-10	7-11	4-14	3-15	2-16	33-107	.236

VCU NEWS AND NOTES

Factory), a 6-9 forward, and Nick Kern (St. Louis, Mo./Vashon) a 6-6 guard, are set to join the Rams for 2021-22.

A versatile, 6-foot-9, 190-pound forward, DeLoach is currently averaging 17 points, 10.3 rebounds, 5.2 assists and 1.5 blocks per game, while shooting 64 percent from the floor, for The Skill Academy, a prep school in Atlanta, Ga. He starred at Berkmar High School in Lilburn, Ga. last year, where he posted 18 points, 12 rebounds and three blocks per game. He is a standout product of the Team Huncho AAU program.

DeLoach, rated the 19th-best prospect in the State of Georgia by recruiting service 247Sports, chose VCU over interest from South Carolina, Georgia, Ole Miss and Texas Southern.

A 6-6 guard, Kern is rated the No. 7 recruit in Missouri by 247Sports. He was named First Team All-State and First Team All-Conference in 2019-20 after averaging 12.1 points, 5.6 rebounds, 1.9 assists and 1.0 blocks for Vashon High School and Coach Tony Irons. Kern has also starred for the TruVision and Brad Beal Elite AAU programs.

CRADLE OF COACHES?

Former VCU Men's Basketball staffers who are current Division I head coaches.

Name	Current HC	Years at VCU	VCU Position
Mike Rhoades	VCU	2009-11	Assistant Coach
		2011-14	Associate HC
Shaka Smart	Texas	2009-15	Head Coach
Will Wade	LSU	2009-13	Assistant Coach
		2015-17	Head Coach
Anthony Grant	Dayton	2006-09	Head Coach
Jeff Capel	Pittsburgh	2001-02	Assistant Coach
		2002-06	Head Coach
Brett Nelson	Holy Cross	2006-07	Director of Ops
John Brannen	Cincinnati	2006-09	Assistant Coach
Tony Pujol	North Alabama	2006-09	Assistant Coach
Mike Morrell	UNC Asheville	2011-13	Director of Ops
		2013-15	Assistant Coach
Jamion Christian	George Washington	2011-12	Assistant Coach
Mike Jones	Radford	2009-11	Assistant Coach
Jeremy Ballard	Florida International	2012-15	Assistant Coach
		2017-18	Associate HC
Tubby Smith	High Point	1979-85	Assistant Coach

Kern committed to VCU after receiving interest from DePaul, Saint Louis, TCU and others.

ALL-TIME WINNING PERCENTAGE

Division I Only (Through 2019-20 Season)

No.	School	First Season	Yrs.	Won	Lost	Tied	Pct.
1	Kentucky	1903	118	2,318	712	1	.765
2	North Carolina	1911	110	2,275	818	0	.736
3	Kansas	1899	122	2,302	862	0	.728
4	Duke	1906	115	2,201	893	0	.711
5	UNLV	1959	62	1,279	572	0	.691
6	UCLA	1920	101	1,906	864	0	.688
7	Syracuse	1901	120	1,922	922	0	.676
8	Western Kentucky	1915	106	1,815	936	0	.660
9	Arizona	1905	116	1,834	957	1	.657
9	Villanova	1921	100	1,799	941	0	.657
11	Louisville	1912	109	1,746	933	0	.652
12	VCU	1971	50	981	530	0	.649
13	Murray State	1926	95	1,663	903	0	.648
14	Notre Dame	1898	123	1,900	1,040	1	.646
15	Utah	1909	112	1,836	1,019	0	.643

* - VCU was an NAIA-affiliated school until the 1970-71 season

PLAYER PROFILES

NAH'SHON HYLAND

#5

WILMINGTON, DEL. (ST. GEORGES TECH)
SOPHOMORE • GUARD • 6-3 • 173



2019-20 GAME-BY-GAME

Opp	Date	GS	Min	FG-A	3FG-A	FT-A	O-D-T	A	TO	BLK	STL	PTS
ST. FRANCIS	11/5		13	1-3	1-3	1-2	0-1-1	2	1	0	0	4
N. TEXAS	11/8		10	0-2	0-2	2-2	0-1-1	0	2	1	0	2
#23 LSU	11/13		16	2-5	1-4	0-0	0-0-0	0	2	2	1	5
JSU	11/17		23	5-9	2-6	0-0	0-5-5	4	0	0	2	12
FGCU	11/23		14	3-7	1-4	0-0	1-2-3	1	0	0	2	7
ALA. ST.	11/25		20	4-7	3-5	1-2	0-1-1	0	2	1	1	12

Emerald Coast Classic (Niceville, Fla.)

vs. Purdue	11/29		12	0-3	0-3	0-0	0-1-1	0	1	0	1	0
vs. #17 Tenn.	11/30		20	2-6	1-2	0-0	0-1-1	1	0	1	1	5

ODU	12/7		12	2-3	1-2	0-0	0-0-0	3	1	0	0	5
Missouri St.	12/15		11	0-5	0-2	0-0	1-1-2	0	0	0	0	0
at Charleston	12/18		14	2-4	1-3	0-0	0-2-2	2	0	0	1	5
at Wichita St.	12/21		23	4-10	1-3	0-0	1-2-3	1	0	0	1	9
LOYOLA	12/29		18	5-8	5-7	0-0	0-1-1	5	0	0	2	15
FORDHAM	1/2		21	3-5	3-4	0-0	0-0-0	2	0	0	0	9
at George Mason	1/5	*	25	2-7	1-3	0-0	1-5-6	2	2	1	0	5
RHODE ISLAND	1/11		17	2-8	2-6	0-0	0-0-0	0	2	0	0	6
at #13 Dayton	1/14		23	5-11	2-6	4-4	3-0-3	1	1	0	2	16
ST. BONA	1/18	*	27	8-12	5-6	0-0	1-7-8	2	1	0	0	21
at St. Joe's	1/21		24	1-11	1-7	0-0	0-2-2	3	1	1	1	3
at La Salle	1/25		23	5-8	3-4	2-4	0-3-3	5	3	1	0	15
RICHMOND	1/28		19	5-7	5-6	0-0	0-2-2	1	1	0	0	15
at Rhode Island	1/31		28	6-12	2-5	2-2	1-1-2	1	1	0	1	16
Davidson	2/7		13	2-6	1-4	0-0	0-1-1	2	0	0	0	5
GEORGE MASON	2/12		22	3-11	3-9	2-2	0-0-0	4	1	1	4	11
at Richmond	2/15	*	30	1-6	1-5	0-0	0-6-6	0	4	0	0	3
#5 DAYTON	2/18	*	27	7-14	3-6	1-2	0-3-3	2	2	0	2	18
at St. Louis	2/21	*	14	1-3	1-2	0-0	0-0-0	1	0	0	0	3
at UMass	2/26	*	35	3-7	2-6	1-2	0-2-2	4	2	0	2	9
GW	2/29	*	25	5-10	3-6	0-0	0-5-5	4	2	0	1	13
Duquesne	3/3	*	33	5-11	3-7	0-2	1-1-2	1	2	1	0	13
at Davidson	3/6	*	29	6-10	5-7	0-0	0-2-2	3	0	0	1	17

CAREER HIGHS

MINUTES

Season	35	at UMass, 2/26/20
Career	35	at UMass, 2/26/20

POINTS

Season	21	vs. St. Bonaventure 1/18/20
Career	21	vs. St. Bonaventure 1/18/20

REBOUNDS

Season	8	vs. St. Bonaventure 1/18/20
Career	8	vs. St. Bonaventure 1/18/20

FIELD GOALS

Season	8	vs. St. Bonaventure 1/18/20
Career	8	vs. St. Bonaventure 1/18/20

3-POINT FIELD GOALS

Season	5	4x, last at Davidson, 3/6/20
Career	5	4x, last at Davidson, 3/6/20

FREE THROWS

Season	4	at Dayton, 1/14/20
Career	4	at Dayton, 1/14/20

ASSISTS

Season	5	vs. La Salle 1/25/20
Career	5	vs. La Salle 1/25/20

STEALS

Season	4	vs. George Mason, 2/12/20
Career	4	vs. George Mason, 2/12/20

BLOCKS

Season	2	vs. LSU, 11/13/19
Career	2	vs. LSU, 11/13/19

MISCELLANEOUS

Double Figures (2019-20)	13
20-Point Games (2019-20)	1

FAST FACTS

- 2020 Preseason All-Atlantic 10 Conference Third Team
- Named to 2020 Atlantic 10 Conference All-Rookie Team
- Answers to "Bones"
- Twice named A-10 Rookie of the Week in 2019-20
- Poured in career-highs of 16 and 21 points in back-to-back games on Jan. 14 and Jan. 18
- His 21 points vs. St. Bonaventure on Jan. 18, 2020 were the most by a VCU true freshman since 2014
- A four-star recruit who was ranked No. 60 nationally in the class of 2019 by 247Sports.com; Top-rated player in the state of Delaware
- Averaged 27.8 points, 6.6 rebounds, 5.8 assists and 4.0 steals per game as a junior for St. Georges Tech
- Poured in 26.6 points with 4.6 assists and 6.6 rebounds as a senior to lead the Hawks to the semifinals of the DIAA Boys Basketball Tournament
- Named 2019 Delaware Player of the Year by USA Today and the Delaware Sportswriters and Broadcasters Association
- Two-time First Team All-State selection
- Chose VCU over interest from UConn, Temple, Boston College and others

Season	gp-gs	min/avg	Total		3-Point		F-Throws		Rebounds				Scoring							
			fg-fga	pct	fg-fga	pct	ft-fta	pct	off	def	tot	avg	pf	fo	ast	to	blk	stl	pts	avg
2019-20	31-9	639/20.6	100-231	.433	63-145	.434	16-24	.667	10	58	68	2.2	71	2	57	36	10	26	279	9.0
TOTAL	31-9	639/20.6	100-231	.433	63-145	.434	16-24	.667	10	58	68	2.2	71	2	57	36	10	26	279	9.0

PLAYER PROFILES

VINCE WILLIAMS JR.

#10

TOLEDO, OHIO (ST. JOHN'S JESUIT)
JUNIOR • GUARD/FORWARD • 6-6 • 220



2019-20 GAME-BY-GAME

Opp	Date	GS	Min	FG-A	3FG-A	FT-A	O-D-T	A	TO	BLK	STL	PTS
ST. FRANCIS	11/5			DNP-Concussion Protocol								
N. TEXAS	11/8	15	0-1	0-1	1-2	0-1-1	0	2	0	2	1	
#23 LSU	11/13	23	3-4	1-1	4-5	1-6-7	0	2	1	3	11	
JSU	11/17	18	5-7	0-1	0-0	1-2-3	2	2	1	0	10	
FGCU	11/23	16	3-6	0-0	0-0	1-1-2	2	2	1	1	6	
ALA. ST.	11/25	12	0-4	0-1	0-0	1-1-2	0	0	0	0	0	

Emerald Coast Classic (Niceville, Fla.)

vs. Purdue	11/29	14	0-0	0-0	5-6	0-1-1	2	2	1	0	5	
vs. #17 Tenn.	11/30	18	0-3	0-0	2-2	2-1-3	2	1	1	1	2	

ODU	12/7	13	0-3	0-1	0-0	0-0-0	0	1	1	1	0	
Missouri St.	12/15	13	1-1	1-1	0-0	0-0-0	0	1	0	3	3	
at Charleston	12/18	16	0-3	0-0	0-0	0-2-2	4	1	0	1	0	
at Wichita St.	12/21	15	0-1	0-1	2-2	1-2-3	0	2	0	0	2	
LOYOLA	12/29	20	2-3	1-2	1-2	0-5-5	2	1	0	1	6	
FORDHAM	1/2	16	2-6	0-4	1-1	0-2-2	1	1	0	1	5	
at George Mason	1/5	18	1-2	1-1	0-0	0-4-4	1	2	0	1	3	
RHODE ISLAND	1/11	18	0-6	0-3	3-4	0-2-2	1	0	1	1	3	
at #13 Dayton	1/14	18	0-2	0-2	1-2	0-0-0	0	1	0	2	1	
ST. BONA	1/18			DNP-Broken Left Hand								
at St. Joe's	1/21			DNP-Broken Left Hand								
at La Salle	1/25			DNP-Broken Left Hand								
RICHMOND	1/28			DNP-Broken Left Hand								
at Rhode Island	1/31			DNP-Broken Left Hand								
Davidson	2/7	7	0-2	0-1	0-0	2-2-4	0	3	0	0	0	
GEORGE MASON	2/12	15	3-4	1-2	0-0	1-2-3	2	1	0	2	7	
at Richmond	2/15	*	21	3-11	0-3	1-1	5-2-7	2	1	1	7	
#5 DAYTON	2/18	*	23	4-7	1-2	4-5	3-3-6	0	0	0	13	
at St. Louis	2/21	*	14	0-3	0-3	4-4	0-1-1	0	1	0	4	
at UMass	2/26			DNP-Left Calf								
GW	2/29			DNP-Left Calf								
Duquesne	3/3			DNP-Left Calf								
at Davidson	3/6			DNP-Left Calf								

FAST FACTS

- After shoulder surgeries (both rotator cuffs) prior to his freshman and sophomore seasons, he enjoyed a healthy offseason
- Missed five games with a broken left hand last season; Missed final four games with left calf injury
- Physical, versatile wing who can play at the 3 or the 4; Left-handed
- Outstanding passer
- Made his first career start on Feb. 15, 2020 at Richmond; Finished with seven points and seven rebounds
- Was the 41st-ranked small forward in the 2018 class, according to ESPN.com; Tabled the 18th-best prospect in Ohio by 247Sports.com
- Chose VCU over Xavier, Wichita State, Richmond, Akron and others
- Named Boys Player of the Year by the Toledo Blade three times, matching former Ohio State star William Buford; Led St. John's Jesuit to a 90-17 record, including 54-2 in conference play, during his high school career
- Selected First Team All-Ohio as a junior and senior and Second Team All-Ohio as a sophomore; Named All-Northwest District three times, as well as District and TRAC Player of the Year twice
- Provided 19.6 points, 8.2 rebounds, 4.3 assists and 2.5 steals per game, while shooting 62 percent from the field and 75 percent from the line for the Titans as a senior; Led St. John's Jesuit to a 23-4 mark and a Division I regional final appearance

CAREER HIGHS

MINUTES

Season 23 2x, last vs. Dayton, 2/18/20
Career 23 2x, last vs. Dayton, 2/18/20

POINTS

Season 13 vs. Dayton, 2/18/20
Career 13 2x, last vs. Dayton, 2/18/20

REBOUNDS

Season 7 2x last at Richmond, 2/15/20
Career 9 vs. Duquesne, 1/26/19

FIELD GOALS

Season 5 vs. JSU, 11/17/19
Career 5 2x, last vs. JSU 11/17/19

3-POINT FIELD GOALS

Season 1 6x, last vs. Dayton, 2/18/20
Career 2 vs. Rhode Island, 2/18/19

FREE THROWS

Season 5 vs. Purdue, 11/29/19
Career 6 vs. Bowling Green, 11/12/18

ASSISTS

Season 4 vs. Charleston, 12/18/19
Career 6 vs. Rider 12/30/18

STEALS

Season 3 2x, last vs. Missouri St., 12/15/19
Career 3 2x, last vs. Missouri St., 12/15/19

BLOCKS

Season 1 8x last at Richmond 2/15/20
Career 2 vs. Richmond, 2/13/19

MISCELLANEOUS

Double Figures (Career) 5
Double Figures (2019-20) 3
Double-Doubles (Career) 0

Season	gp-gs	min/avg	Total		3-Point		F-Throws		Rebounds				Scoring							
			fg-fga	pct	fg-fga	pct	ft-fta	pct	off	def	tot	avg	pf	fo	ast	to	blk	stl	pts	avg
2018-19	33-0	508/15.4	50-109	.459	6-25	.240	55-80	.688	34	75	109	3.3	66	2	34	48	13	34	161	4.9
2019-20	21-3	342/16.3	27-79	.342	6-30	.200	29-36	.806	18	40	58	2.8	45	0	21	27	8	21	89	4.2
TOTAL	54-3	850/15.7	77-188	.410	12-55	.218	84-116	.724	52	115	167	3.1	111	2	55	75	21	55	250	4.6

PLAYER PROFILES

KESHAWN CURRY

#11

JACKSONVILLE, FLA. (FORK UNION MILITARY)
JUNIOR • GUARD • 6-4 • 175



2019-20 GAME-BY-GAME

Opp	Date	GS	Min	FG-A	3FG-A	FT-A	O-D-T	A	TO	BLK	STL	PTS
ST. FRANCIS	11/5	16	1-4	0-1	1-2	0-2-2	0	2	0	2	3	
N. TEXAS	11/8	12	0-2	0-1	0-0	0-0-0	1	1	1	1	0	
#23 LSU	11/13	13	2-3	0-1	0-1	1-1-2	0	1	0	0	4	
JSU	11/17	18	3-5	0-2	0-0	0-4-4	2	2	1	0	6	
FGCU	11/23	16	3-6	1-3	2-4	1-3-4	2	1	0	1	9	
ALA. ST.	11/25	19	1-4	1-2	0-1	0-1-1	2	1	1	0	3	

Emerald Coast Classic (Niceville, Fla.)

vs. Purdue	11/29	13	1-1	0-0	0-0	0-3-3	0	2	0	0	2	
vs. #17 Tenn.	11/30	19	2-5	0-0	1-2	2-4-6	0	1	0	0	5	

ODU	12/7	18	3-5	0-1	0-0	0-2-2	1	1	2	1	6	
Missouri St.	12/15	22	3-6	1-2	2-4	0-4-4	1	0	0	0	9	
at Charleston	12/18	23	2-6	0-1	2-4	0-4-4	1	0	0	1	6	
at Wichita St.	12/21	15	0-1	0-1	0-0	0-4-4	1	2	0	0	0	
LOYOLA	12/29	22	3-7	1-4	5-6	0-3-3	2	2	1	1	12	
FORDHAM	1/2	19	1-2	0-0	0-0	1-0-1	2	1	0	0	2	
at George Mason	1/5	14	1-3	0-1	0-0	0-2-2	1	1	0	2	2	
RHODE ISLAND	1/11	8	0-4	0-0	0-0	0-2-2	2	1	0	0	0	
at #13 Dayton	1/14	16	0-4	0-0	0-0	1-1-2	1	3	0	1	0	
ST. BONA	1/18	19	2-4	0-1	3-5	0-2-2	3	0	0	0	7	
at St. Joe's	1/21	19	5-10	1-3	2-4	1-4-5	2	0	0	2	13	
at La Salle	1/25	12	1-2	0-1	1-2	0-0-0	0	0	0	2	3	
RICHMOND	1/28	14	1-2	0-0	3-4	0-2-2	2	0	0	1	5	
at Rhode Island	1/31	25	3-5	0-1	0-0	0-1-1	2	0	0	0	6	
Davidson	2/7	10	2-3	0-0	2-2	0-1-1	0	1	0	0	6	
GEORGE MASON	2/12	10	1-4	0-0	2-2	1-1-2	0	1	1	1	4	
at Richmond	2/15	10	1-4	0-1	0-0	0-0-0	0	1	0	0	2	
#5 DAYTON	2/18	10	0-2	0-1	3-5	1-1-2	1	1	0	0	3	
at St. Louis	2/21	12	2-4	1-1	1-4	0-1-1	1	1	0	1	6	
at UMass	2/26	8	0-1	0-0	0-0	0-3-3	0	1	0	0	0	
GW	2/29	25	4-7	0-0	5-6	1-3-4	0	1	0	0	13	
Duquesne	3/3	31	3-4	0-0	2-5	1-4-5	2	1	0	1	8	
at Davidson	3/6	14	0-1	0-0	0-0	0-1-1	1	1	0	0	0	

FAST FACTS

- Made great strides between his freshman and sophomore seasons
- Combo guard with length and athleticism; Plays unselfishly
- Fits well into VCU's up-tempo, pressing attack; Has developed rapidly in recent years
- Has had multiple slam dunks appear on Sportscenter's nightly Top 10
- Like teammate Corey Douglas, a product of Fork Union Military Academy
- Spent the 2017-18 campaign at Fork Union, where he lifted the Blue Devils to a 19-10 mark
- Averaged 19.5 points, 6.2 rebounds and 4.2 assists as a senior at Andrew Jackson High School in Jacksonville, Fla. in 2016-17; Selected All-First Coast Second Team and All-Gateway Conference for his efforts
- Scored 48 points in a single high school game

CAREER HIGHS

MINUTES

Season	25	2x last vs. GW 2/29/20
Career	25	2x last vs. GW 2/29/20

POINTS

Season	13	2x last vs. GW 2/29/20
Career	13	2x last vs. GW 2/29/20

REBOUNDS

Season	6	2x last vs. GW 2/29/20
Career	6	2x last vs. GW 2/29/20

FIELD GOALS

Season	5	at Saint Joseph's, 1/21/20
Career	5	at Saint Joseph's, 1/21/20

3-POINT FIELD GOALS

Season	1	5x, last at St. Joe's, 1/21/20
Career	1	6x, last at St. Joe's, 1/21/20

FREE THROWS

Season	5	2x last vs. GW 2/29/20
Career	5	2x last vs. GW 2/29/20

ASSISTS

Season	3	vs. St. Bonaventure 1/18/20
Career	3	vs. St. Bonaventure 1/18/20

STEALS

Season	2	2x, last at George Mason, 1/5/20
Career	2	2x, last at George Mason, 1/5/20

BLOCKS

Season	2	vs. ODU 12/7/19
Career	2	vs. ODU 12/7/19

MISCELLANEOUS

Double Figures (Career)	3
Double Figures (2019-20)	3
Double-Doubles (Career)	0

Season	gp-gs	min/avg	Total		3-Point		F-Throws			Rebounds				Scoring						
			fg-fga	pct	fg-fga	pct	ft-fta	pct	off	def	tot	avg	pf	fo	ast	to	blk	stl	pts	avg
2018-19	15-0	86/5.7	15-27	.556	1-8	.125	1-2	.500	4	7	11	0.7	11	0	2	9	1	2	32	2.1
2019-20	31-0	505/16.3	51-121	.421	6-29	.207	37-63	.587	11	64	75	2.4	38	0	33	31	7	18	145	4.7
TOTAL	46-0	591/12.8	66-148	.446	7-37	.189	38-65	.585	15	71	86	1.9	49	0	35	40	8	20	177	3.8

PLAYER PROFILES

JIMMY CLARK III

#12

COVINGTON, GA. (NEWTON)
SOPHOMORE • GUARD • 6-3 • 175



2019-20 GAME-BY-GAME

Opp	Date	GS	Min	FG-A	3FG-A	FT-A	O-D-T	A	TO	BLK	STL	PTS
ST. FRANCIS	11/5											DNP-CD
N. TEXAS	11/8											DNP-CD
#23 LSU	11/13											DNP-CD
JSU	11/17	2		0-0	0-0	0-0	0-1-1	0	1	0	0	0
FGCU	11/23	3		0-0	0-0	0-0	0-0-0	0	0	0	0	0
ALA. ST.	11/25											DNP-CD

Emerald Coast Classic (Niceville, Fla.)

vs. Purdue	11/29											DNP-CD
vs. #17 Tenn.	11/30											DNP-CD
ODU	12/7											DNP-CD
Missouri St.	12/15	7		1-2	1-1	0-0	0-0-0	1	0	0	2	3
at Charleston	12/18	3		0-1	0-1	0-0	0-0-0	0	0	0	0	0
at Wichita St.	12/21											DNP-CD
LOYOLA	12/29	1		1-1	0-0	0-0	0-1-1	1	0	0	1	2
FORDHAM	1/2	2		0-1	0-1	1-2	0-0-0	0	0	0	0	1
at George Mason	1/5											DNP-CD
RHODE ISLAND	1/11											DNP-CD
at #13 Dayton	1/14	3		0-1	0-1	0-0	0-0-0	0	0	0	0	0
ST. BONA	1/18	12		2-5	0-2	0-2	1-1-2	2	1	0	1	4
at St. Joe's	1/21	5		1-2	1-2	0-0	0-0-0	1	1	0	1	3
at La Salle	1/25											DNP-CD
RICHMOND	1/28											DNP-CD
at Rhode Island	1/31	1		0-0	0-0	3-3	0	0	0	0	0	3
Davidson	2/7											DNP-CD
GEORGE MASON	2/12											DNP-CD
at Richmond	2/15	10		1-4	0-1	0-0	0-2-2	0	1	0	1	2
#5 DAYTON	2/18	13		2-3	0-0	0-0	0-2-2	1	1	0	0	4
at St. Louis	2/21	13		1-2	0-0	1-3	0-1-1	1	0	0	0	3
at UMass	2/26	4		0-2	0-0	0-0	1-0-1	0	1	0	0	0
GW	2/29	17		1-2	0-1	2-2	0-0-0	3	1	0	0	4
Duquesne	3/3	14		1-4	0-1	0-0	1-1-2	3	1	1	0	2
at Davidson	3/6	14		2-5	1-3	0-0	0-1-1	1	1	1	0	5

FAST FACTS

- Answers to "Tre"
- Combo guard with dynamic scoring ability; Burst onto the recruiting scene following an outstanding summer on the AAU circuit in 2018
- Saw his playing time increase dramatically in the late stages of his freshman season
- Averaged 20 points, six rebounds, five assists and three steals per game as a senior at Newton; Led Newton to 22-8 record and a spot in the second round of the GHSA AAAAAAA State Tournament
- Named Second Team Class AAAAAAA All-State as a senior
- Selected 8-AAAAAAA Player of the Year as a senior

CAREER HIGHS

MINUTES

Season	17	vs. GW 2/29/20
Career	17	vs. GW 2/29/20

POINTS

Season	4	3x, last vs. GW 2/29/20
Career	4	3x, last vs. GW 2/29/20

REBOUNDS

Season	2	4x, last vs. Duquesne, 3/3/20
Career	2	4x, last vs. Duquesne, 3/3/20

FIELD GOALS

Season	2	2x, last vs. Dayton, 2/18/20
Career	2	2x, last vs. Dayton, 2/18/20

3-POINT FIELD GOALS

Season	1	vs. Missouri St., 12/15/19
Career	1	vs. Missouri St., 12/15/19

FREE THROWS

Season	3	at Rhode Island, 1/31/20
Career	3	at Rhode Island, 1/31/20

ASSISTS

Season	3	2x, last vs. Duquesne, 3/3/20
Career	3	2x, last vs. Duquesne, 3/3/20

STEALS

Season	2	vs. Missouri St., 12/15/19
Career	2	vs. Missouri St., 12/15/19

BLOCKS

Season	1	2x, last at Davidson, 3/6/20
Career	1	2x, last at Davidson, 3/6/20

MISCELLANEOUS

Double Figures (2019-20)	0
Double-Doubles (2019-20)	0

Season	gp-gs	min/avg	Total		3-Point		F-Throws		Rebounds				Scoring							
			fg-fga	pct	fg-fga	pct	ft-fta	pct	off	def	tot	avg	pf	fo	ast	to	blk	stl	pts	avg
2019-20	17-0	122/7.2	13-35	.371	3-14	.214	7-12	.583	3	10	13	0.8	16	1	14	9	2	6	36	2.1
TOTAL	17-0	122/7.2	13-35	.371	3-14	.214	7-12	.583	3	10	13	0.8	16	1	14	9	2	6	36	2.1

PLAYER PROFILES

COREY DOUGLAS JR.

#13

LOUISVILLE, KY. (TALLAHASSEE CC)

REDSHIRT SENIOR • FORWARD • 6-8 • 210



2019-20 GAME-BY-GAME

Opp	Date	GS	Min	FG-A	3FG-A	FT-A	O-D-T	A	TO	BLK	STL	PTS
ST. FRANCIS	11/5		15	2-4	0-0	2-2	2-0-2	0	0	2	1	6
N. TEXAS	11/8		13	2-3	0-1	1-2	1-1-2	0	1	2	0	5
#23 LSU	11/13		15	0-3	0-1	0-0	0-0-0	3	1	1	1	0
JSU	11/17		11	2-3	0-0	0-0	0-3-3	1	2	1	1	4
FGCU	11/23		12	2-5	0-0	2-2	2-1-3	0	1	3	0	6
ALA. ST.	11/25		10	1-4	0-0	1-3	2-2-4	1	0	2	1	3

Emerald Coast Classic (Niceville, Fla.)

vs. Purdue	11/29		14	1-2	0-0	0-0	1-1-2	1	1	1	2	2
vs. #17 Tenn.	11/30		13	1-2	0-0	0-0	0-0-0	0	0	0	0	2

QDU	12/7		10	2-4	0-0	1-1	0-1-1	0	0	0	0	5
Missouri St.	12/15		14	2-5	1-1	0-0	1-1-2	0	0	1	1	5
at Charleston	12/18		15	1-2	0-0	0-0	3-2-5	0	0	0	0	2
at Wichita St.	12/21		12	2-3	0-0	1-4	2-0-2	1	0	1	0	5
LOYOLA	12/29		16	4-4	0-0	0-0	1-3-4	1	0	0	0	8
FORDHAM	1/2						DNP-Left Foot					
at George Mason	1/5		11	1-5	0-0	0-0	0-0-0	0	1	2	0	2
RHODE ISLAND	1/11		12	3-3	0-0	0-0	1-2-3	0	1	1	1	6
at #13 Dayton	1/14		8	0-0	0-0	0-0	1-2-3	0	1	0	0	0
ST. BONA	1/18		15	2-4	0-1	2-2	2-5-7	0	1	1	0	6
at St. Joe's	1/21		12	2-3	0-0	0-1	2-1-3	0	0	1	1	4
at La Salle	1/25		17	1-2	1-1	0-0	0-2-2	1	0	2	0	3
RICHMOND	1/28		17	5-8	0-0	1-3	5-3-8	0	0	1	1	11
at Rhode Island	1/31	*	12	0-0	0-0	0-0	0-1-1	0	1	0	1	3
Davidson	2/7	*	17	2-4	0-0	2-2	1-1-2	1	0	1	1	6
GEORGE MASON	2/12	*	12	0-2	0-1	0-0	0-2-2	0	2	1	0	0
at Richmond	2/15		4	0-2	0-0	1-2	2-0-2	0	0	0	0	1
#5 DAYTON	2/18		6	0-1	0-0	0-0	1-0-1	0	0	0	0	0
at St. Louis	2/21		2	0-0	0-0	0-0	0-0-0	0	0	0	0	0
at UMass	2/26						DNP-Left Foot					
GW	2/29						DNP-Left Foot					
Duquesne	3/3						DNP-Left Foot					
at Davidson	3/6						DNP-Left Foot					

CAREER HIGHS

MINUTES

Season 17 3x, last vs. Davidson, 2/7/20
Career 30 vs. St. John's, 11/20/18

POINTS

Season 11 vs. Richmond, 1/28/20
Career 11 3x, last vs. Richmond, 1/28/20

REBOUNDS

Season 8 vs. Richmond, 1/28/20
Career 9 3x, last vs. Richmond, 2/13/18

FIELD GOALS

Season 5 vs. Richmond, 1/28/20
Career 5 2x, last vs. Richmond, 1/28/20

3-POINT FIELD GOALS

Season 1 2x, last at La Salle 1/25/20
Career 1 4x, last at La Salle 1/25/20

FREE THROWS

Season 2 4x, last vs. Davidson, 2/7/20
Career 4 vs. GW, 2/23/19

ASSISTS

Season 3 vs. LSU, 11/13/19
Career 3 vs. LSU, 11/13/19

STEALS

Season 2 vs. Purdue 11/29/19
Career 2 vs. Temple, 11/19/18

BLOCKS

Season 3 vs. FGCU 11/23/19
Career 4 3x, last vs. Iona, 12/1/18

MISCELLANEOUS

Double Figures (Career) 3
Double Figures (2019-20) 1
Double-Doubles (Career) 0
Double-Doubles (2019-20) 0

FAST FACTS

- Returns after an injury plagued 2019-20 season that ended in foot surgery
- Athletic post player. Runs the floor well and dangerous as a shot blocker
- Changed his number from No. 4 to No. 13 this offseason
- Led the Rams in blocked shots in 2018-19
- Has added 20-25 pounds to his frame since arriving on campus
- Transfer from Tallahassee Community College who started his college career with Mike Rhoades at Rice; Lightly recruited out of Ballard High School in Louisville as a 6-6, 180-pound forward, he blossomed during a prep school year at Fork Union Military Academy in Fork Union, Va.
- Averaged 13.3 points, 7.9 rebounds and 2.7 blocks per game in 2017-18 for Tallahassee Community College, while shooting .534 from the floor and .709 from the line
- Appeared in nine games, including eight starts, for Rhoades at Rice as a true freshman in 2016-17 before he was sidelined by a hip injury. Received a medical redshirt from the NCAA
- Currently pursuing his graduate degree in VCU's Center for Sport Leadership

Season	gp-gs	min/avg	Total		3-Point		F-Throws		Rebounds			Scoring								
			fg-fga	pct	fg-fga	pct	ft-fga	pct	off	def	tot	avg	pf	fo	ast	to	blk	stl	pts	avg
2016-17*	9-8	155/17.2	17-20	.850	0-0	.000	6-7	.857	17	17	34	3.8	27	2	2	9	8	4	40	4.4
2018-19	33-10	469/14.2	48-94	.511	2-5	.400	19-40	.475	47	70	117	3.5	74	0	12	28	51	10	117	3.5
2019-20	26-3	314/12.1	38-78	.487	2-6	.333	14-24	.583	30	34	64	2.5	41	0	10	13	24	12	92	3.5
TOTAL	59-13	783/13.3	86-172	.500	4-11	.364	33-64	.516	77	104	181	3.1	115	0	22	41	75	22	209	3.5
All*	68-21	938/13.8	103-192	.536	4-11	.364	39-71	.549	94	121	215	3.2	142	2	24	50	83	26	249	3.7

* Statistics from prior team/school

PLAYER PROFILES

ARNOLD HENDERSON VI

#15

MECHANICSVILLE, VA. (ST. CHRISTOPHER'S)
SOPHOMORE • GUARD • 5-10 • 175



2019-20 GAME-BY-GAME

Opp	Date	GS	Min	FG-A	3FG-A	FT-A	O-D-T	A	TO	BLK	STL	PTS
ST. FRANCIS	11/5											DNP-CD
N. TEXAS	11/8											DNP-CD
#23 LSU	11/13											DNP-CD
JSU	11/17	2		1-1	1-1	0-0	0-0-0	0	1	0	0	3
FGCU	11/23	3		0-2	0-2	0-0	0-0-0	0	0	0	0	0
ALA. ST.	11/25											DNP-CD

Emerald Coast Classic (Niceville, Fla.)

vs. Purdue	11/29											DNP-CD
vs. #17 Tenn.	11/30											DNP-CD
ODU	12/7											DNP-CD
Missouri St.	12/15											DNP-CD
at Charleston	12/18											DNP-CD
at Wichita St.	12/21											DNP-CD
LOYOLA	12/29	2		0-0	0-0	0-0	0-0-0	1	0	0	0	0
FORDHAM	1/2	2		0-0	0-0	0-0	0-0-0	0	0	0	0	0
at George Mason	1/5											DNP-CD
RHODE ISLAND	1/11											DNP-CD
at #13 Dayton	1/14											DNP-CD
ST. BONA	1/18	2		0-0	0-0	0-0	0-0-0	0	0	0	0	0
at St. Joe's	1/21	0		0-0	0-0	0-0	0-0-0	0	0	0	0	0
at La Salle	1/25											DNP-CD
RICHMOND	1/28											DNP-CD
at Rhode Island	1/31											DNP-CD
Davidson	2/7											DNP-CD
GEORGE MASON	2/12											DNP-CD
at Richmond	2/15											DNP-CD
#5 DAYTON	2/18											DNP-CD
at St. Louis	2/21											DNP-CD
at UMass	2/26											DNP-CD
GW	2/29	2		2-2	0-0	0-0	0-0-0	0	0	0	0	4
Duquesne	3/3											DNP-CD
at Davidson	3/6											DNP-CD

FAST FACTS

- Scored his first collegiate points with a 3-pointer against Jacksonville State on Nov. 17, 2019
- Preferred walk-on who will provide depth to VCU's guard corps
- Named All-Prep League as a senior; Averaged 10 points per game and knocked down 34 three-pointers for the Saints. Converted 88 percent of his free throw attempts
- Served as team's sole captain as a senior
- Earned Prep All-Tournament Team honors both as a junior and a senior
- Chosen to the 804 Senior All-Star game

CAREER HIGHS

MINUTES

Season	3	vs. FGCU 11/23/19
Career	3	vs. FGCU 11/23/19

POINTS

Season	4	vs. GW 2/29/20
Career	4	vs. GW 2/29/20

REBOUNDS

Season		
Career		

FIELD GOALS

Season	2	vs. GW 2/29/20
Career	2	vs. GW 2/29/20

3-POINT FIELD GOALS

Season	1	vs. JSU, 11/17/19
Career	1	vs. JSU, 11/17/19

FREE THROWS

Season		
Career		

ASSISTS

Season	1	vs. Loyola, 12/29/19
Career	1	vs. Loyola, 12/29/19

STEALS

Season		
Career		

BLOCKS

Season		
Career		

MISCELLANEOUS

Double Figures (2019-20)	0
Double-Doubles (2019-20)	0

Season	gp-gs		Total		3-Point		F-Throws		Rebounds				Scoring							
	gp	gs	fg-fga	pct	fg-fga	pct	ft-fta	pct	off	def	tot	avg	pf	fo	ast	to	blk	stl	pts	avg
2019-20	7	0	3	.600	1	.333	0	.000	0	0	0	0.0	1	0	1	1	0	0	7	1.0
TOTAL	7	0	3	.600	1	.333	0	.000	0	0	0	0.0	1	0	1	1	0	0	7	1.0

PLAYER PROFILES

HASON WARD

#20

ST. THOMAS, BARBADOS (SPRINGFIELD CENTRAL (MASS.)
SOPHOMORE • FORWARD • 6-9 • 210



2019-20 GAME-BY-GAME

Opp	Date	GS	Min	FG-A	3FG-A	FT-A	O-D-T	A	TO	BLK	STL	PTS
ST. FRANCIS	11/5	5	1-1	0-0	0-0	0-4	0	0	0	0	0	2
N. TEXAS	11/8											DNP-CD
#23 LSU	11/13											DNP-CD
JSU	11/17	10	4-5	0-0	0-0	0-3	1	0	4	0	0	8
FGCU	11/23	10	0-1	0-0	0-0	0-4	0	2	1	0	0	0
ALA. ST.	11/25	2	0-1	0-0	0-0	1-0	1	0	0	0	0	0

Emerald Coast Classic (Niceville, Fla.)

vs. Purdue	11/29	2	0-0	0-0	0-0	0-0	0	0	0	0	0	0
vs. #17 Tenn.	11/30											DNP-CD

ODU	12/7	4	0-2	0-0	0-0	0-1	0	0	0	0	0	0
Missouri St.	12/15											DNP-CD
at Charleston	12/18											DNP-CD
at Wichita St.	12/21	7	0-0	0-0	0-0	0-3	0	1	2	0	0	0
LOYOLA	12/29	6	3-4	0-0	1-1	0-0	0	0	0	0	0	7
FORDHAM	1/2	10	1-2	0-0	4-6	1-2	0	2	2	2	2	6
at George Mason	1/5	2	0-0	0-0	0-0	1-0	0	1	0	0	0	0
RHODE ISLAND	1/11											DNP-CD
at #13 Dayton	1/14											DNP-CD
ST. BONA	1/18	11	3-4	0-0	2-3	0-1	0	1	0	1	0	8
at St. Joe's	1/21	11	2-4	0-0	0-0	0-2	1	1	0	1	0	4
at La Salle	1/25	4	1-2	0-0	0-0	1-1	0	0	0	0	0	2
RICHMOND	1/28	2	0-0	0-0	0-0	0-0	0	0	1	0	0	0
at Rhode Island	1/31	5	1-1	0-0	0-0	1-1	0	0	0	0	0	2
Davidson	2/7	3	1-1	0-0	0-0	0-0	0	0	0	0	0	2
GEORGE MASON	2/12	3	0-0	0-0	0-0	0-0	0	0	0	0	0	0
at Richmond	2/15	8	2-3	0-0	0-0	1-1	0	1	2	0	0	4
#5 DAYTON	2/18	10	0-1	0-0	0-0	1-2	1	0	0	0	0	0
at St. Louis	2/21	14	2-2	0-0	0-0	0-4	0	0	1	0	0	4
at UMass	2/26	5	1-2	0-0	0-0	2-0	0	1	0	0	0	2
GW	2/29	13	4-5	0-0	2-4	0-0	1	0	1	0	0	10
Duquesne	3/3	7	2-3	0-0	0-0	2-3	0	0	0	0	0	4
at Davidson	3/6	17	2-4	0-0	2-2	0-5	2	1	1	1	0	6

FAST FACTS

- Long, athletic post player who has shown elite shot-blocking ability. Possesses 7-4 wingspan; Versatile offensive player who can score both inside and out
- Is a favorite target for lobs from VCU's guards
- Averaged 10.5 points, 6.3 rebounds and 2.2 blocks in 2018-19 for Springfield Central High School; Helped lead the Golden Eagles for the MIAA State Division I Quarterfinals
- Blocked 22 shots in a single high school game
- Chose VCU over offers from Rutgers, Georgia, Virginia Tech and a number of other programs
- Led his teams to a pair of Western Massachusetts titles
- First name is pronounced Hah-Sahn

CAREER HIGHS

MINUTES

Season	17	at Davidson 3/6/20
Career	17	at Davidson 3/6/20

POINTS

Season	10	VS. GW 2/29/20
Career	10	VS. GW 2/29/20

REBOUNDS

Season	5	2x last at Davidson 3/6/20
Career	5	2x last at Davidson 3/6/20

FIELD GOALS

Season	4	2x last vs. GW 2/29/20
Career	4	2x last vs. GW 2/29/20

3-POINT FIELD GOALS

Season	0	n/a
Career	0	n/a

FREE THROWS

Season	4	vs. Fordham, 1/2/20
Career	4	vs. Fordham, 1/2/20

ASSISTS

Season	2	at Davidson 3/6/20
Career	2	at Davidson 3/6/20

STEALS

Season	2	vs. Fordham, 1/2/20
Career	2	vs. Fordham 1/2/20

BLOCKS

Season	4	vs. JSU, 11/17/19
Career	4	vs. JSU, 11/17/19

MISCELLANEOUS

Double Figures (2019-20)	1
Double-Doubles (2019-20)	0

Season	gp-gs	min/avg	Total		3-Point		F-Throws		Rebounds				Scoring							
			fg-fga	pct	fg-fga	pct	ft-fta	pct	off	def	tot	avg	pf	fo	ast	to	blk	stl	pts	avg
2019-20	24-0	171/7.1	30-48	.625	0-0	.000	11-16	.688	11	37	48	2.0	30	1	7	11	15	5	71	3.0
TOTAL	24-0	171/7.1	30-48	.625	0-0	.000	11-16	.688	11	37	48	2.0	30	1	7	11	15	5	71	3.0

PLAYER PROFILES

JARREN McALLISTER

#21

WAKE FOREST, N.C. (MASSANUTTEN MILITARY)
SOPHOMORE • GUARD • 6-4 • 205



2019-20 GAME-BY-GAME

Opp	Date	GS	Min	FG-A	3FG-A	FT-A	O-D-T	A	TO	BLK	STL	PTS
ST. FRANCIS	11/5											DNP-CD
N. TEXAS	11/8											DNP-CD
#23 LSU	11/13											DNP-CD
JSU	11/17	4		0-1	0-0	0-0	1-0-1	0	0	1	0	0
FGCU	11/23	3		0-2	0-1	0-0	1-0-1	0	0	0	0	0
ALA. ST.	11/25											DNP-CD

Emerald Coast Classic (Niceville, Fla.)

vs. Purdue	11/29											DNP-CD
vs. #17 Tenn.	11/30											DNP-CD
ODU	12/7											DNP-CD
Missouri St.	12/15											DNP-CD
at Charleston	12/18											DNP-CD
at Wichita St.	12/21											DNP-CD
LOYOLA	12/29	4		1-2	0-0	0-0	2-1-3	1	0	0	0	2
FORDHAM	1/2	9		0-1	0-1	0-0	1-1-2	0	0	0	0	0
at George Mason	1/5	2		0-0	0-0	0-0	0-0-0	0	0	0	0	0
RHODE ISLAND	1/11											DNP-CD
at #13 Dayton	1/14											DNP-CD
ST. BONA	1/18	8		3-4	0-1	2-2	1-1-2	1	2	0	2	8
at St. Joe's	1/21	5		1-2	0-0	0-0	1-0-1	1	0	0	0	2
at La Salle	1/25											DNP-CD
RICHMOND	1/28	4		0-1	0-0	0-0	1-1-2	0	1	0	0	0
at Rhode Island	1/31	8		3-4	1-1	0-0	1-0-1	0	0	0	0	7
Davidson	2/7											DNP-CD
GEORGE MASON	2/12											DNP-CD
at Richmond	2/15	12		3-5	1-1	0-0	1-0-1	0	1	0	0	7
#5 DAYTON	2/18	3		0-0	0-0	1-2	1-0-1	0	0	0	0	1
at St. Louis	2/21	8		1-2	0-1	5-6	1-1-2	0	1	0	1	7
at UMass	2/26	3		0-1	0-0	0-0	0-0-0	0	0	0	0	0
GW	2/29	15		1-2	0-0	0-0	0-0-0	0	1	0	1	2
Duquesne	3/3	9		1-1	0-0	1-3	0-0-0	2	1	0	1	3
at Davidson	3/6	15		2-3	0-1	0-0	2-1-3	0	1	0	0	4

FAST FACTS

- Consensus three-star recruit known for his high motor and athleticism, skills that will blend well with VCU's up-tempo, full-court pressing system
- Ranked the No. 9 player in his class in Virginia by 247Sports.com
- Chose VCU after receiving interest from Virginia Tech, Wake Forest, SMU and others
- Led Heritage High School in Wake Forest, N.C. to Regional Championship in 2018
- Averaged 17.5 points, 5.7 rebounds and 3.5 assists per game and led Heritage (25-5) to a North Carolina 4A State Championship Game appearance in 2017-18
- MVP of the 2016 John Wall Classic

CAREER HIGHS

MINUTES

Season 15 2x last at Davidson 3/6/20
Career 15 2x last at Davidson 3/6/20

POINTS

Season 8 vs. St. Bonaventure, 1/18/20
Career 8 vs. St. Bonaventure, 1/18/20

REBOUNDS

Season 3 vs. Loyola, 12/29/19
Career 3 vs. Loyola, 12/29/19

FIELD GOALS

Season 3 3x last at Richmond, 2/15/20
Career 3 3x last at Richmond, 2/15/20

3-POINT FIELD GOALS

Season 1 2x last at Richmond 2/15/20
Career 1 2x last at Richmond 2/15/20

FREE THROWS

Season 5 at Saint Louis, 2/21/20
Career 5 at Saint Louis, 2/21/20

ASSISTS

Season 2 vs. Duquesne, 3/3/20
Career 2 vs. Duquesne, 3/3/20

STEALS

Season 2 vs. St. Bonaventure 1/18/20
Career 2 vs. St. Bonaventure 1/18/20

BLOCKS

Season 1 vs. JSU, 11/17/19
Career 1 vs. JSU, 11/17/19

MISCELLANEOUS

Double Figures (2019-20) 0
Double-Doubles (2019-20) 0

Season	gp-gs	min/avg	Total		3-Point		F-Throws			Rebounds				Scoring						
			fg-fga	pct	fg-fga	pct	ft-fta	pct	off	def	tot	avg	pf	fo	ast	to	blk	stl	pts	avg
2019-20	16-0	114/7.1	16-31	.516	2-7	.286	9-13	.692	14	6	20	1.3	10	0	5	8	1	5	43	2.7
TOTAL	16-0	114/7.1	16-31	.516	2-7	.286	9-13	.692	14	6	20	1.3	10	0	5	8	1	5	43	2.7

PLAYER PROFILES

LEVI STOCKARD III

#34

ST. LOUIS, MO. (KANSAS STATE)
SENIOR • FORWARD • 6-8 • 245



GAME-BY-GAME

Opp Date GS Min FG-A 3FG-A FT-A O-D-T A TO BLK STL PTS

FAST FACTS

- Transfer from Kansas State who will have one season of eligibility remaining; Received a waiver from the NCAA to play in 2020-21
- Veteran post presence with 100 games of collegiate experience under his belt
- Will help anchor VCU in the paint
- Appeared in 100 games, including three starts for Kansas State from 2017-20; Averaged 2.4 points and 1.9 rebounds in 10.9 minutes per game, while shooting .519 from the floor
- Enjoyed a career year as a junior in 2019-20, averaging 3.7 points and 2.6 rebounds in 16.6 minutes per game. Shot .500 from the field and .686 from the line. Grabbed 20 steals
- Poured in a career-high 17 points against Saint Louis last season (Dec. 21, 2019)
- Named to the Fall 2019 Big 12 Commissioner's Honor Roll
- Received the 2018 Bob Boozer Courage Award
- Appeared in all 36 games in 2017-18, which tied him with Wally Judge for the most ever by a K-State freshman
- Starred at Madison Prep (2013-15) and Vashon (2015-2017) High Schools in his hometown of St. Louis, Mo.; Captured back-to-back State Championships with Vashon. Two-time All-State selection

CAREER HIGHS

MINUTES

Season 29 at Texas, 1/11/20
Career 29 at Texas, 1/11/20

POINTS

Season 17 vs. St. Louis 12/21/19
Career 17 vs. St. Louis 12/21/19

REBOUNDS

Season 6 at Oklahoma, 1/4/20
Career 6 Two times

FIELD GOALS

Season 5 vs. St. Louis 12/21/19
Career 5 vs. St. Louis 12/21/19

3-POINT FIELD GOALS

Season 0 n/a
Career 0 n/a

FREE THROWS

Season 7 vs. St. Louis 12/21/19
Season 7 vs. St. Louis 12/21/19

ASSISTS

Season 1 Seven times
Career 1 12 times

STEALS

Season 3 Three times
Career 3 Three times

BLOCKS

Season 2 vs. TCU, 1/7/20
Career 2 vs. TCU, 1/7/20

MISCELLANEOUS

Double Figures (Career) 1
Double Figures (2019-20) 0
Double-Doubles (Career) 0


Season	gp-gs	min/avg	Total		3-Point		F-Throws		Rebounds				Scoring							
			fg-fga	pct	fg-fga	pct	ft-fta	pct	off	def	tot	avg	pf	fo	ast	to	blk	stl	pts	avg
2017-18*	36-0	311/8.6	26-50	.520	0-0	.000	14-22	.636	21	39	60	1.7	70	2	4	17	2	5	66	1.8
2018-19*	32-0	250/7.8	25-45	.556	0-0	.000	7-17	.412	20	28	48	1.5	39	0	4	18	3	6	57	1.8
2019-20*	32-3	529/16.5	47-94	.500	0-0	.000	24-35	.686	27	57	84	2.6	73	0	10	38	7	20	118	3.7
All*	100-3	1090/10.9	98-189	.519	0-0	.000	45-74	.608	68	124	192	1.9	182	2	18	73	12	31	241	2.4

PLAYER PROFILES

BRENDAN MEDLEY-BACON

#35

BALTIMORE, MD. (COPPIN STATE)
JUNIOR • CENTER • 7-1 • 240



GAME-BY-GAME

Opp Date GS Min FG-A 3FG-A FT-A O-D-T A TO BLK STL PTS

FAST FACTS

- Late-blooming 7-footer who blossomed in 2019-20; VCU's first 7-footer since D.J. Haley (2010-13)
- All-Conference transfer from Coppin State; Received a waiver for immediate eligibility from the NCAA
- Outstanding shot blocker and rebounder with emerging offensive game. Has shown range out to the 3-point line
- Third Team All-MEAC selection in 2019-20; Four-time MEAC Defensive Player of the Week
- Averaged 7.5 points, 8.9 rebounds and 2.1 blocks (31st nationally) in 27.1 minutes per game as a sophomore in 2019-20; His 66 blocks were third-most in Coppin State single-season history; Ranked second on the team with 55 assists
- Averaged 10.8 points, 12.5 (led MEAC) rebounds and 2.9 blocks (led MEAC) in conference play last season
- Hauled in a career-high 24 rebounds as a sophomore against Morgan State (Jan. 25, 2020)
- Blocked seven shots against N.C. Central in 2019-20 (Feb. 8, 2020)
- Averaged 2.4 points and 2.8 rebounds in 10.4 minutes per game as a freshman in 2018-19

CAREER HIGHS

MINUTES

Season 39 UMES, 2/10/20
Career 39 UMES, 2/10/20

POINTS

Season 20 at UMES, 3/5/20
Career 20 at UMES, 3/5/20

REBOUNDS

Season 24 Morgan State, 1/25/20
Career 24 Morgan State, 1/25/20

FIELD GOALS

Season 8 at UMES, 3/5/20
Career 8 at UMES, 3/5/20

3-POINT FIELD GOALS

Season 0 n/a
Career 1 at Norfolk State, 3/2/19

FREE THROWS

Season 6 Delaware State, 2/22/20
Career 6 Delaware State, 2/22/20

ASSISTS

Season 5 at SC State, 2/15/20
Career 5 at SC State, 2/15/20

STEALS

Season 2 at Delaware State, 2/1/20
Career 2 at Delaware State, 2/1/20

BLOCKS

Season 7 N.C. Central, 2/8/20
Career 7 N.C. Central, 2/8/20

MISCELLANEOUS

Double Figures (Career) 9
Double Figures (2019-20) 8
Double Doubles (Career) 8
Double-Doubles (2019-20) 8

Season	gp-gs		Total		3-Point		F-Throws		Rebounds				Scoring										
	gp	gs	fg-fga	pct	fg-fga	pct	ft-fta	pct	off	def	tot	avg	pf	fo	ast	to	blk	stl	pts	avg			
2018-19*	30	1	24	53	.453	1	4	.250	22	42	.524	26	59	85	2.8	63	0	7	39	16	2	71	2.4
2019-20*	31	31	88	194	.454	0	4	.000	56	96	.583	65	211	276	8.9	110	9	55	72	66	14	232	7.5
All*	61	32	112	247	.453	1	8	.125	78	138	.565	91	270	361	5.9	173	9	62	111	82	16	303	5.0

PLAYER PROFILES - FRESHMAN




JAMIR WATKINS #0

Fast Facts:

- His versatility and athleticism are an outstanding fit for VCU's fast-paced attack
- Should compete for playing time at multiple positions
- Chose VCU over interest from Seton Hall, St. John's, Virginia Tech, West Virginia and others
- Named Third Team All-State by NJ.com following his senior season
- Named Trentonian Area Player of the Year, as well as Mercer County Tournament MVP, in 2020
- Three-time Trenton County Champion
- Helped lift Trenton Catholic to the State Quarterfinals as a senior
- Led the Burlington County League at 23.5 points per game in 2019-20; Also averaged 5.4 rebounds

**FRESHMAN
FORWARD
6-7 • 205
TRENTON, N.J.
TRENTON CATHOLIC**



ADRIAN BALDWIN JR. #1

Fast Facts:

- Goes by "Ace"
- True point guard and playmaker; left-handed
- Four-star recruit, according to ESPN and Rivals.com
- Chose VCU over interest from Virginia, Villanova, Georgetown, Maryland, Kansas State, Seton Hall and others
- Two-time All-Metro Player of the Year
- Three-time Baltimore County Tournament MVP
- Three-time First Team All-Baltimore County
- Three-time First Team All-State
- Averaged 11.1 points, 7.3 assists and 3.0 steals per game for St. Frances Academy as a senior
- A close friend of teammate Bones Hyland prior to arriving at VCU

**FRESHMAN
GUARD
6-0 • 190
BALTIMORE, MD.
ST. FRANCES ACAD.**



MIKEAL BROWN-JONES #2

Fast Facts:

- Versatile forward with outstanding defensive instincts and inside-out scoring ability
- His length and athleticism mesh well with VCU Coach Mike Rhoades' aggressive defensive system
- Chose VCU after receiving interest from Penn State, Temple, Villanova, South Florida and others
- Helped lift IMG Academy to a victory in the Geico High School Nationals Championship and a 31-1 record in 2018-19
- Averaged 17.9 points and 7.1 rebounds, while shooting 61 percent from the field, including 39 percent from beyond the arc, as a senior in 2019-20
- Overall, he helped guide IMG to a 50-8 record in two seasons
- As a sophomore, he led Girard College in Philadelphia to the PIAA Class A State Championship Game; Averaged 22.0 points, 8.8 rebounds and 2.3 blocks per game that season

**FRESHMAN
FORWARD
6-8 • 220
PHILADELPHIA, PA.
IMG ACADEMY**



JOSH BANKS #33

Fast Facts:

- Athletic guard with outstanding scoring ability
- Dangerous from outside the arc, but also adept at attacking the rim
- Chose VCU over interest from Temple, Providence, Virginia Tech, Charleston and others
- First Team All-State selection in 2020
- Two-time SoMECK7 Conference Player of the Year
- Averaged 24 points, as well as 5.7 rebounds and 2.3 assists per game as he led Olympic to the 4A State semifinals as a senior
- Poured in 20.6 points and provided 5.6 rebounds and 2.9 assists per game to lead Olympic to a 21-6 mark as a junior
- Averaged 16.2 points and shot 47 percent from the field for Team United on the 2019 EYBL Circuit
- Wears No. 33 in honor of a teammate who passed away following a practice

**FRESHMAN
GUARD
6-5 • 170
CHARLOTTE, N.C.
OLYMPIC**

THE LAST TIME...

TEAM

VCU scored 85+ points	1/28/20	87 (W, 87-68 vs. Richmond)
VCU scored 90+ points	1/18/20	91 (W, 91-63 vs. St. Bonaventure)
VCU scored 95+ points	11/13/17	95 (95-85, W vs. North Florida)
VCU scored 100+ points	11/20/14	106 (106-66, W vs. UMES)
Opponent scored 80+	2/21/20	80 (L, 62-80 at Saint Louis)
Opponent scored 90+	12/9/17	90 (67-90, L at #19 Seton Hall)
Opponent scored 100+	1/12/18	106 (79-106, L at Dayton)
Held an Opponent to 50 pts. or less	1/2/20	46 (W, 64-46 vs. FORDHAM)
Held an Opponent to 40 pts. or less	3/5/19	36 (71-36, W at George Mason)
VCU was held under 50 pts.	12/9/18	49 (57-49, L at #4 Virginia)
Shot 50% from the field	2/29/20	56.0% (28-50), (W, 75-51 vs. George Washington)
Shot 80% from the foul line	12/7/19	81.8% (18-22), (W, 69-57 vs. ODU)
Shot 90% from the foul line	1/5/19	90.0% (9-10), (W 76-51 at Fordham)
Shot 100% from the foul line	2/7/20	(19-19), 73-62, W vs. Davidson)
Had a 20-pt. win	2/29/20	24 (75-51 vs. George Washington)
Had a 30-pt. win	12/29/19	34 (85-51 vs. Loyola (Md.))
Had a 40-pt. win	11/20/14	40 (106-66 vs. UMES)
Had a 20-pt. loss	2/17/18	24 (56-80, L at George Washington)
Had a 30-pt. loss	1/25/03	31 (50-81, L vs. UNC Wilmington)
Had a 40-pt. loss	11/30/99	41 (44-85, L vs. Tulane)
A double-overtime win	12/13/14	93-87, W (2ot) vs. #23 Northern Iowa
An overtime win	11/24/18	69-67 vs. Hofstra
A triple-overtime loss	2/29/00	88-97, L vs. American
A double-overtime loss	2/25/15	63-67 at Richmond
An overtime loss	3/3/20	77-80 vs. Duquesne
10-game winning streak	2018-19	12 (1/26/19 - 3/8/19)
5-game winning streak	2019-20	6 (11/5/19- 11/29/19)
5-game losing streak	2019-20	5 (2/12/20 - 2/26/20)
10-game losing streak		Never Happened, Longest was 6 (2/7/98 - 2/23/98)

INDIVIDUAL

20-24 pts.	24 by Marcus Santos-Silva vs. Duquesne (3/3/20)
25-29 pts.	26 Marcus Santos-Silva at George Mason (1/5/20)
30-34 pts.	30 by Issac Vann vs. St. John's (11/20/18)
35-39 pts.	37 by Justin Tillman vs. Dayton (2/10/18)
40+ pts.	41 by Willie Taylor vs. Evansville (12/20/00)
5 players in double figures	Corey Douglas (11) Bones Hyland (15), De'Riante Jenkins (14), Marcus Santos-Silva (14) Issac Vann (11) vs. Richmond (1/28/20)
Two players with 20 pts. or more	Marcus Evans (22) & Marcus Santos-Silva (20) vs. Duquesne (1/26/19)
Three players with 20 pts. or more	Brandon Rozzell (23), Joey Rodriguez (22), Jamie Skeen (22) vs. UNC Greensboro (11/12/2010)
Player with 20 or more rebounds	22 by Marcus Santos-Silva vs. Rhode Island (3/15/19)
Two players with 10 or more rebounds	Khris Lane (12) & Justin Tillman (11) at George Mason (1/27/18)
Player with double-double (pts/reb)	Marcus Santos-Silva 12 pts, 17 reb vs. Dayton (2/18/20)
Player with double-double (pts/assst)	10 pts, 10 assists by Samir Doughty vs. Saint Joseph's (2/14/17)
Player with double-double (pts/stls)	13 pts, 10 steals by Briante Weber vs. Florida Gulf Coast (11/9/2012)
Player with double-double (reb/assst)	10 rebs./10 assists by Eric Maynor at George Mason (1/24/2007)
Two players with double-doubles	25 pts/12 rebs by Khris Lane & 18 pts/11 rebs by Justin Tillman at George Mason 1/27/18)
100% from the field (min. 5 made)	6-6 by Marcus Evans at Fordham (1/5/19)
100% from foul line (min. 5 made)	6-6 by Marcus Evans vs. Davidson 2/7/20)
10+ Assists	10 by JeQuan Lewis at Fordham (1/18/17)
5 or more steals	5 by Marcus Evans at Wichita State (12/21/19)
	5 by De'Riante Jenkins vs. Davidson (2/7/20)
5 or more blocks	5 by Mo Alie-Cox vs. Princeton (11/29/16)

Occurances this season in **bold**

SINGLE-GAME RECORDS

INDIVIDUAL RECORDS

Most Minutes Played – 48: Kenny Stancell vs. UNC Charlotte, Jan. 9, 1982

Most Points – 45: Charles Wilkins vs. West Liberty State, Dec. 20, 1968

Most Field Goals Made – 18: Chris Cheeks vs. Old Dominion, Jan. 14, 1989

Most Field Goals Attempted – 28: Jesse Dark vs. Texas A&M, Dec. 19, 1973; JeQuan Lewis vs. Saint Mary's, March 16, 2017

Highest Field Goal Percentage (min. 10 FGA) – 1.000 (twice): Greg McCray vs. Cincinnati, Dec. 23, 1980 (10-10); Mike Schlegel vs. Jacksonville, March 2, 1985 (10-10)

Most 3-Point Field Goals Made – 11: Troy Daniels vs. ETSU, Jan. 2, 2013

Most 3-Point Field Goals Attempted – 20: Troy Daniels vs. ETSU, Jan. 2, 2013

Highest 3-Point Field Goal Percentage – .875 (twice): Chris Brower vs. Western Kentucky, March 2, 1992 (7-8); Terrence Gibson vs. Xavier, Feb. 23, 1994 (7-8)

Most Free Throws Made – 14 (four times): Charles Wilkins vs. Virginia Union, Feb. 22, 1971; Chris Cheeks vs. Western Kentucky, Jan. 23, 1987; Willie Taylor vs. Hampton, Dec. 19, 2002; Treveon Graham at Richmond, Feb. 25, 2015

Most Free Throws Attempted – 19: Shawn Hampton vs. Liberty, Dec. 12, 1998

Highest Free Throw Percentage (minimum 10 made) – 1.000 (seven times): Mike Schlegel vs. St. Joseph's, Dec. 4, 1982 (13-13); Willie Taylor vs. UAB, Dec. 15, 2001 (13-13); Bo Jones vs. Texas A&M, Dec. 2, 2000 (11-11); Bo Jones vs. Kent State, Dec. 22, 2000 (11-11); Willie Taylor vs. William & Mary, Feb. 25, 2002 (11-11); LaMar Taylor vs. Norfolk State, Dec. 12, 1998 (10-10); Willie Taylor at George Mason, Feb. 20, 2002 (10-10); Issac Vann vs. St. John's, Nov. 20, 2018 (10-10)

Most Rebounds – 28: Charles Wilkins vs. Southeastern, on Jan. 4, 1970

Most Assists – 17: Joey Rodriguez vs. UNC Greensboro, Nov. 12, 2010

Most Blocked Shots – 11: Lorenza Watson vs. South Carolina State, Dec. 1, 1976

Most Steals – 10: Briante Weber vs. Florida Gulf Coast, Nov. 9, 2012

TEAM, OFFENSIVE

Most Points – 142: vs. College of Charleston, Nov. 28, 1969 (VCU 142, College of Charleston 83)

Fewest Points – 40: at UNC Wilmington, Dec. 4, 2005 (VCU 40, UNC Wilmington 60)

Most Points, Neutral Court Game – 105: vs. UAB, Feb. 25, 1980 (VCU 105, UAB 88)

Most Points, Road Game – 117: vs. York, Feb. 13, 1971 (VCU 117, York 89)

Most Points, One Half – 69: in second half vs. Baptist, Jan. 8, 1975 (VCU 116, Baptist 79)

Most Points, Both Teams – 225: vs. College of Charleston, Nov. 28, 1969 (VCU 142, College of Charleston 83)

Most Field Goals – 56 (twice): vs. College of Charleston, Nov. 28, 1969; vs. Southeastern, Feb. 22, 1974

Most Field Goals Attempted – 109: vs. Auburn, March 3, 1975

Highest Field Goal Percentage (no FGA minimum) – .756: vs. Richmond, Dec. 4, 1984 (31-of-41)

Highest Field Goal Percentage (min. 50 FGA) – .691: vs. Methodist, Dec. 4, 1978 (38-of-55)

Most Three-Point Field Goals Made – 20 vs. Towson, Jan. 27, 2010

Most Three-Point Field Goals Attempted – 45: vs. William & Mary, Feb. 19, 2003

Highest Three-Point Field Goal Percentage (min. 5 3FGA) – .875: vs. Elon, Nov. 24, 2007 (7 of 8)

Most Free Throws Made – 36: vs. Jacksonville, Jan. 20, 1982 (attempted: 40)

Most Free Throws Attempted – 56: vs. Richmond, Jan. 27, 1979 (made: 34)

Highest Free Throw Percentage (min. 10 FTA) – 1.000: vs. Davidson, Feb. 7, 2020 (19-19); at George Mason, Jan. 5, 2020 (18-18); 1.000: vs. Maine, Jan. 11, 1975 (12-12); 1.000: at Georgia Tech, Dec. 15, 2015 (12-12)

Highest Free Throw Percentage (min. 15 FTA) – 1.000: vs. Davidson, Feb. 7, 2020 (19-19); at George Mason, Jan. 5, 2020 (18-18); .938: vs. William & Mary, Dec. 7, 1991 (23-24)

Most Rebounds – 73: vs. West Florida, Feb. 11, 1974

Most Assists – 36: vs. East Tennessee State, Dec. 1, 1973

Fewest Turnovers – 4: vs. South Alabama, Jan. 22, 1981

Most Turnovers – 35: vs. George Mason, Jan. 3, 1995

Most Blocked Shots – 14 (twice): vs. Methodist, Dec. 4, 1978; vs. North Carolina Central, Dec. 11, 1978

Most Steals – 22: vs. Virginia Tech, Dec. 21, 2013

TEAM, DEFENSIVE

Fewest Points Allowed – 36: by George Mason, March 5, 2019

Most Points Allowed – 141: by Oklahoma, Dec. 8, 1990

Fewest Field Goals Made – 12: by New Hampshire, Feb. 11, 1992; by George Mason, March 5, 2019

Most Field Goals Made – 58: by Oklahoma, Dec. 8, 1990

Highest Opponent Field Goal Percentage (no min. FGA) – .750: by Northeastern, Mar. 16, 1984 (33 of 44)

Highest Opponent Field Goal Percentage (min. 50 FGA) – .656: by Maine, Jan. 11, 1975 (40 of 61)

Lowest Opponent Free Throw Percentage (min. 15 FTA) – .222: by S. Illinois, Nov. 21, 1998 (4 of 18)

Highest Opponent Free Throw Percentage (min. 15 FTA) – 93.8: by Virginia, Dec. 28, 1979 (15 of 16)

Lowest Opponent Three-Point Field Goal Percentage (min. 10 3FGA) – .000 by Hofstra, Jan. 12, 2008 (0 of 11).

Highest Opponent Three-Point Field Goal Percentage (min. 10 3FGA) – .766: by Radford, Dec. 2, 1996 (13 of 17)

Most Opponent Turnovers – 42: by CCNY, Dec. 29, 1975

2019-20 GAME HIGHS

VCU - TEAM GAME HIGHS

POINTS	93	JACKSONVILLE ST. (11/17/19)
	91	ST. BONAVENTURE (01/18/20)
	87	RICHMOND (01/28/20)
	85	LOYOLA MARYLAND (12/29/19)
	84	LSU (11/13/19)
FIELD GOALS MADE	38	JACKSONVILLE ST. (11/17/19)
	33	ST. BONAVENTURE (01/18/20)
FIELD GOAL ATTEMPTS	76	FGCU (11/23/19)
	70	at Richmond (02/15/20)
FIELD GOAL PERCENTAGE	.576 (38-66)	JACKSONVILLE ST. (11/17/19)
	.560 (28-50)	GEORGE WASHINGTON (02/29/20)
3 PT FIELD GOALS MADE	14	LOYOLA MARYLAND (12/29/19)
	12	ALABAMA ST. (11/25/19)
3 PT FG ATTEMPTS	34	LOYOLA MARYLAND (12/29/19)
	30	FGCU (11/23/19)
3 PT FG PERCENTAGE	.545 (12-22)	ALABAMA ST. (11/25/19)
	.500 (8-16)	GEORGE WASHINGTON (02/29/20)
FREE THROWS MADE	23	LSU (11/13/19)
	19	DAVIDSON (02/07/20)
	19	at Wichita St. (12/21/19)
FREE THROW ATTEMPTS	29	LSU (11/13/19)
	27	ALABAMA ST. (11/25/19)
FREE THROW PERCENTAGE	1.000 (19-19)	DAVIDSON (02/07/20)
	1.000 (18-18)	at George Mason (01/05/20)
REBOUNDS	43	ST. BONAVENTURE (01/18/20)
	42	FGCU (11/23/19)
	42	SAINT FRANCIS (PA) (11/05/19)
ASSISTS	24	LOYOLA MARYLAND (12/29/19)
	23	JACKSONVILLE ST. (11/17/19)
STEALS	16	MISSOURI ST. (12/15/19)
	15	FGCU (11/23/19)
BLOCKED SHOTS	13	JACKSONVILLE ST. (11/17/19)
	8	FGCU (11/23/19)
TURNOVERS	21	vs Purdue (11/29/19)
	18	at George Mason (01/05/20)
	18	at Wichita St. (12/21/19)
	18	NORTH TEXAS (11/08/19)
	18	SAINT FRANCIS (PA) (11/05/19)
FOULS	28	at Rhode Island (01/31/20)
	27	at Wichita St. (12/21/19)

VCU - INDIVIDUAL GAME HIGHS

Points	26	Marcus Santos-Silva at George Mason (01/05/20)
	25	Marcus Evans vs Alabama St. (11/25/19)
	24	Marcus Santos-Silva vs Duquesne (03/03/20)
	22	Marcus Santos-Silva vs Tennessee (11/30/19)
	21	Nah'Shon Hyland vs St. Bonaventure (01/18/20)
	21	Marcus Santos-Silva vs Saint Francis (PA) (11/05/19)
Field Goals Made	10	Marcus Santos-Silva at George Mason (01/05/20)
	9	Marcus Santos-Silva vs Duquesne (03/03/20)
Field Goal Att.	16	Jenkins,De'Riante at Col. of Charleston (12/18/19)
	14	Marcus Santos-Silva vs Duquesne (03/03/20)
	14	Nah'Shon Hyland vs Dayton (02/18/20)
	14	De'Riante Jenkins vs Rhode Island (01/11/20)
	14	Marcus Santos-Silva at George Mason (01/05/20)
FG Pct (min 8 made)	.800 (8-10)	Marcus Santos-Silva vs Purdue (11/29/19)
	.727 (8-11)	Marcus Evans vs Alabama St. (11/25/19)
	.727 (8-11)	Marcus Santos-Silva vs Saint Francis (PA) (11/05/19)
3-Point FG Made	5	Nah'Shon Hyland at Davidson (03/06/20)
	5	Nah'Shon Hyland vs Richmond (01/28/20)
	5	Nah'Shon Hyland vs St. Bonaventure (01/18/20)
	5	De'Riante Jenkins vs Loyola Maryland (12/29/19)
	5	Nah'Shon Hyland vs Loyola Maryland (12/29/19)
	5	Marcus Evans vs Alabama St. (11/25/19)
3-Point FG Att.	11	De'Riante Jenkins vs Loyola Maryland (12/29/19)
	9	Nah'Shon Hyland vs George Mason (02/12/20)
3-Pt FG Pct (min 4 made)	.833 (5-6)	Nah'Shon Hyland vs Richmond (01/28/20)
	.833 (5-6)	Nah'Shon Hyland vs St. Bonaventure (01/18/20)
Free Throws Made	10	Marcus Evans at Wichita St. (12/21/19)
	8	Evans,Marcus at Col. of Charleston (12/18/19)
Free Throw Att.	12	Marcus Evans at Wichita St. (12/21/19)
	9	Marcus Santos-Silva vs Duquesne (03/03/20)
	9	Marcus Santos-Silva vs George Mason (02/12/20)
	9	Marcus Santos-Silva vs Old Dominion (12/07/19)
FT Pct (min 8 made)	1.000 (8-8)	Evans,Marcus at Col. of Charleston (12/18/19)
	.833 (10-12)	Marcus Evans at Wichita St. (12/21/19)
Rebounds	18	Marcus Santos-Silva vs Saint Francis (PA) (11/05/19)
	17	Marcus Santos-Silva vs Dayton (02/18/20)
Assists	6	Marcus Evans at Rhode Island (01/31/20)
	6	Marcus Evans at George Mason (01/05/20)
	6	Marcus Evans vs Fordham (01/02/20)
Steals	5	De'Riante Jenkins vs Davidson (02/07/20)
	5	Marcus Evans at Wichita St. (12/21/19)
	5	De'Riante Jenkins vs FGCU (11/23/19)
Blocked Shots	4	Hason Ward vs Jacksonville St. (11/17/19)
	3	Marcus Santos-Silva at Massachusetts (02/26/20)
	3	Marcus Santos-Silva at Saint Louis (02/21/20)
	3	Marcus Santos-Silva at Rhode Island (01/31/20)
	3	Simms,Mike'L at Col. of Charleston (12/18/19)
	3	Corey Douglas vs FGCU (11/23/19)
Turnovers	5	Marcus Santos-Silva at Davidson (03/06/20)
	5	Nah'Shon Hyland vs Duquesne (03/03/20)
	5	Marcus Evans at Wichita St. (12/21/19)
	5	Evans,Marcus vs Purdue (11/29/19)
	5	Marcus Santos-Silva vs Alabama St. (11/25/19)

Opponent - GAME HIGHS

POINTS	87	at Rhode Island (01/31/20)
	82	LSU (11/13/19)
	80	DUQUESNE (03/03/20)
	80	at Saint Louis (02/21/20)
	79	at Dayton (01/14/20)
FIELD GOALS MADE	32	at Saint Louis (02/21/20)
	31	LSU (11/13/19)
FIELD GOAL ATTEMPTS	69	ST. BONAVENTURE (01/18/20)
	65	SAINT FRANCIS (PA) (11/05/19)
FIELD GOAL PERCENTAGE	.571 (32-56)	at Saint Louis (02/21/20)
	.517 (31-60)	LSU (11/13/19)
3 PT FIELD GOALS MADE	13	at Col. of Charleston (12/18/19)
	12	at La Salle (01/25/20)
3 PT FG ATTEMPTS	30	at La Salle (01/25/20)
	27	at Saint Joseph's (01/21/20)
3 PT FG PERCENTAGE	.500 (13-26)	at Col. of Charleston (12/18/19)
	.500 (11-22)	at Richmond (02/15/20)
FREE THROWS MADE	26	at Rhode Island (01/31/20)
	22	at Davidson (03/06/20)
	22	DAYTON (02/18/20)
FREE THROW ATTEMPTS	33	at Rhode Island (01/31/20)
	31	DAYTON (02/18/20)
	31	at Wichita St. (12/21/19)
FREE THROW PERCENTAGE	1.000 (4-4)	MISSOURI ST. (12/15/19)
	.938 (15-16)	vs Tennessee (11/30/19)
REBOUNDS	48	GEORGE MASON (02/12/20)
	43	RHODE ISLAND (01/11/20)
ASSISTS	21	at Saint Louis (02/21/20)
	17	at Richmond (02/15/20)
	17	at La Salle (01/25/20)
	17	LOYOLA MARYLAND (12/29/19)
STEALS	12	SAINT FRANCIS (PA) (11/05/19)
	10	at Richmond (02/15/20)
	10	at La Salle (01/25/20)
	10	RHODE ISLAND (01/11/20)
	10	vs Purdue (11/29/19)
	10	JACKSONVILLE ST. (11/17/19)
BLOCKED SHOTS	8	GEORGE MASON (02/12/20)
	7	FGCU (11/23/19)
TURNOVERS	27	FGCU (11/23/19)
	26	MISSOURI ST. (12/15/19)

OPPONENT INDIVIDUAL GAME HIGHS

Points	30	Fatts Russell at Rhode Island (01/31/20)
	30	Andrew KostECKA vs Loyola Maryland (12/29/19)
	27	Kellan Grady vs Davidson (02/07/20)
	26	Riller, Grant at Col. of Charleston (12/18/19)
	25	Javonte Perkins at Saint Louis (02/21/20)
Field Goals Made	11	Andrew KostECKA vs Loyola Maryland (12/29/19)
	10	Grant Golden vs Richmond (01/28/20)
Field Goal Att.	20	Grant Golden vs Richmond (01/28/20)
	20	Andrew KostECKA vs Loyola Maryland (12/29/19)
FG Pct (min 8 made)	.727 (8-11)	Javonte Perkins at Saint Louis (02/21/20)
	.692 (9-13)	Hasahn French at Saint Louis (02/21/20)
3-Point FG Made	5	Tavian Dunn-Martin vs Duquesne (03/03/20)
	5	Nick Sherod at Richmond (02/15/20)
	5	Galloway, Brevin at Col. of Charleston (12/18/19)
3-Point FG Att.	13	Tavian Dunn-Martin vs Duquesne (03/03/20)
	10	Blake Francis at Richmond (02/15/20)
3-Pt FG Pct (min 4 made)	.714 (5-7)	Nick Sherod at Richmond (02/15/20)
	.571 (4-7)	David Beatty at La Salle (01/25/20)
	.571 (4-7)	DJ Draper vs North Texas (11/08/19)
Free Throws Made	16	Fatts Russell at Rhode Island (01/31/20)
	9	Jon Axel Gudmunsson at Davidson (03/06/20)
Free Throw Att.	18	Fatts Russell at Rhode Island (01/31/20)
	10	Jon Axel Gudmunsson at Davidson (03/06/20)
	10	Jeff Dowtin vs Rhode Island (01/11/20)
	10	Proctor,Jahaad vs Purdue (11/29/19)
FT Pct (min 8 made)	1.000 (8-8)	Jalen Crutcher vs Dayton (02/18/20)
	.900 (9-10)	Jon Axel Gudmunsson at Davidson (03/06/20)
Rebounds	15	Tre Mitchell at Massachusetts (02/26/20)
	13	Cyril Langevine vs Rhode Island (01/11/20)
Assists	12	Yuri Collins at Saint Louis (02/21/20)
	7	Sincere Carry vs Duquesne (03/03/20)
	7	Turner,Lamonte vs Tennessee (11/30/19)
Steals	7	Fatts Russell vs Rhode Island (01/11/20)
	5	Jacob Gilyard at Richmond (02/15/20)
	5	Erik Stevenson at Wichita St. (12/21/19)
Blocked Shots	5	AJ Wilson vs George Mason (02/12/20)
	3	Tre Mitchell at Massachusetts (02/26/20)
	3	Obi Toppin vs Dayton (02/18/20)
	3	Cyril Langevine vs Rhode Island (01/11/20)
	3	Jaime Echenique at Wichita St. (12/21/19)
	3	Dajour Dickens vs Old Dominion (12/07/19)
Turnovers	9	Dakota Rivers vs FGCU (11/23/19)
	9	Armel Potter vs George Washington (02/29/20)
	7	Jon Axel Gudmunsson at Davidson (02/07/20)
	7	TEAM vs FGCU (11/23/19)
	7	Javonte Smart vs LSU (11/13/19)
	7	Skyler Mays vs LSU (11/13/19)
Fouls	5	Michael Hughes vs Duquesne (03/03/20)
	5	Preston Santos at Massachusetts (02/26/20)
	5	Sherif Kenney at La Salle (01/25/20)
	5	Joel Soriano vs Fordham (01/02/20)

2019-20 VCU STATISTICS & RESULTS

RECORD:	OVERALL	HOME	AWAY	NEUTRAL
ALL GAMES	18-13	14-4	4-7	0-2
CONFERENCE	8-10	5-4	3-6	0-0
NON-CONFERENCE	10-3	9-0	1-1	0-2

#	Player	gp-gs	min	Total		3-Point		F-Throw		Rebounds				pf	dq	a	to	blk	stl	pts	avg	
				fg-fga	fg%	3fg-fga	3fg%	ft-fga	ft%	off	def	tot	avg									
14	Marcus Santos-Silva	31-31	844	27.2	161-283	.569	0-0	.000	75-136	.551	92	185	277	8.9	90	3	29	59	39	34	397	12.8
00	De'Riante Jenkins	28-28	752	26.9	99-250	.396	39-117	.333	63-72	.875	23	94	117	4.2	49	2	56	37	9	53	300	10.7
02	Marcus Evans	25-22	589	23.6	67-181	.370	33-87	.379	78-105	.743	13	34	47	1.9	70	2	70	66	2	36	245	9.8
05	Nah'Shon Hyland	31-9	639	20.6	100-231	.433	63-145	.434	16-24	.667	10	58	68	2.2	71	2	57	36	10	26	279	9.0
23	Issac Vann	31-31	738	23.8	80-195	.410	21-62	.339	44-56	.786	14	47	61	2.0	60	1	54	40	9	35	225	7.3
01	Mike'L Simms	31-25	714	23.0	65-185	.351	36-115	.313	26-30	.867	23	74	97	3.1	34	0	31	23	5	22	192	6.2
11	KeShawn Curry	31-0	505	16.3	51-121	.421	6-29	.207	37-63	.587	11	64	75	2.4	38	0	33	31	7	18	145	4.7
10	Vince Williams	21-3	342	16.3	27-79	.342	6-30	.200	29-36	.806	18	40	58	2.8	45	0	21	27	8	21	89	4.2
04	Corey Douglas	26-3	314	12.1	38-78	.487	2-6	.333	14-24	.583	30	34	64	2.5	41	0	10	13	24	12	92	3.5
13	Malik Crowfield	23-3	367	16.0	25-70	.357	19-52	.365	3-5	.600	7	16	23	1.0	14	0	21	9	3	5	72	3.1
20	Hason Ward	24-0	171	7.1	30-48	.625	0-0	.000	11-16	.688	11	37	48	2.0	30	1	7	11	15	5	71	3.0
21	Jarren McAllister	16-0	114	7.1	16-31	.516	2-7	.286	9-13	.692	14	6	20	1.3	10	0	5	8	1	5	43	2.7
12	Jimmy Clark III	17-0	122	7.2	13-35	.371	3-14	.214	7-12	.583	3	10	13	0.8	16	1	14	9	2	6	36	2.1
15	Arnold Henderson VI	7-0	14	2.0	3-5	.600	1-3	.333	0-0	.000	0	0	0	0.0	1	0	1	1	0	0	7	1.0
Team											37	34	71				14					
Total.....		31	6225		775-1792	.432	231-667	.346	412-592	.696	306	733	1039	33.5	569	12	409	384	134	278	2193	70.7
Opponents.....		31	6225		702-1661	.423	195-578	.337	421-596	.706	315	808	1123	36.2	526	10	369	527	98	206	2020	65.2

TEAM STATISTICS	VCU	OPP	Date	Opponent	Score	Att.
SCORING	2193	2020	11/05/19	SAINT FRANCIS (PA)	w 72-58	7637
Points per game	70.7	65.2	11/08/19	NORTH TEXAS	w 59-56	7637
Scoring margin	+5.6	-	11/13/19	LSU	w 84-82	7637
FIELD GOALS-ATT	775-1792	702-1661	11/17/19	JACKSONVILLE ST.	w 93-65	7637
Field goal pct	.432	.423	11/23/19	FGCU	w 78-48	7637
3 POINT FG-ATT	231-667	195-578	11/25/19	ALABAMA ST.	w 78-62	7637
3-point FG pct	.346	.337	^ 11/29/19	vs Purdue	L 56-59	2500
3-pt FG made per game	7.5	6.3	^ 11/30/19	vs Tennessee	L 69-72	2500
FREE THROWS-ATT	412-592	421-596	12/07/19	OLD DOMINION	w 69-57	7637
Free throw pct	.696	.706	12/15/19	MISSOURI ST.	w 61-51	7637
F-Throws made per game	13.3	13.6	12/18/19	at Col. of Charleston	w 76-71	3938
REBOUNDS	1039	1123	12/21/19	at Wichita St.	L 63-73	10506
Rebounds per game	33.5	36.2	12/29/19	LOYOLA MARYLAND	w 85-51	7637
Rebounding margin	-2.7	-	* 01/02/20	FORDHAM	w 64-46	7637
ASSISTS	409	369	* 01/05/20	at George Mason	w 72-59	6513
Assists per game	13.2	11.9	* 01/11/20	RHODE ISLAND	L 56-65	7637
TURNOVERS	384	527	* 01/14/20	at Dayton	L 65-79	13407
Turnovers per game	12.4	17.0	* 01/18/20	ST. BONAVENTURE	w 91-63	7637
Turnover margin	+4.6	-	* 01/21/20	at Saint Joseph's	w 73-60	1725
Assist/turnover ratio	1.1	0.7	* 01/25/20	at La Salle	w 76-65	2841
STEALS	278	206	* 01/28/20	RICHMOND	w 87-68	7637
Steals per game	9.0	6.6	* 01/31/20	at Rhode Island	L 75-87	7896
BLOCKS	134	98	* 02/07/20	DAVIDSON	w 73-62	7637
Blocks per game	4.3	3.2	* 02/12/20	GEORGE MASON	L 67-72	7637
ATTENDANCE	137466	74486	* 02/15/20	at Richmond	L 59-77	7201
Home games-Avg/Game	18-7637	11-6317	* 02/18/20	DAYTON	L 61-66	7637
Neutral site-Avg/Game	-	2-2500	* 02/21/20	at Saint Louis	L 62-80	9234
			* 02/26/20	at Massachusetts	L 52-60	2462
Score by Periods	1st	2nd	OT	Totals		
VCU	1069	1117	7	2193		
Opponents	957	1053	10	2020		
					* 02/29/20	GEORGE WASHINGTON w 75-51 7637
					* 03/03/20	DUQUESNE Lot 77-80 7637
					* 03/06/20	at Davidson L 65-75 3763

* = Conference game

^ = Emerald Coast Classic (Niceville, Fla.)

2019-20 VCU A-10 ONLY STATISTICS

RECORD:	OVERALL	HOME	AWAY	NEUTRAL
ALL GAMES	8-10	5-4	3-6	0-0
CONFERENCE	8-10	5-4	3-6	0-0
NON-CONFERENCE	0-0	0-0	0-0	0-0

#	Player	gp-gs	min	avg	Total		3-Point		F-Throw		Rebounds				pf	dq	a	to	blk	stl	pts	avg
					fg-fga	fg%	3fg-fga	3fg%	ft-fa	ft%	off	def	tot	avg								
14	Marcus Santos-Silva	18-18	521	28.9	95-174	.546	0-0	.000	45-81	.556	55	111	166	9.2	51	2	15	35	26	16	235	13.1
05	Nah'Shon Hyland	18-9	435	24.2	70-159	.440	46-99	.465	12-18	.667	7	40	47	2.6	43	2	38	27	5	14	198	11.0
00	De'Riante Jenkins	15-15	410	27.3	55-134	.410	17-53	.321	37-42	.881	13	52	65	4.3	31	2	31	20	3	24	164	10.9
02	Marcus Evans	12-9	278	23.2	26-76	.342	11-33	.333	29-42	.690	9	17	26	2.2	32	0	41	30	1	16	92	7.7
23	Issac Vann	18-18	436	24.2	51-121	.421	12-38	.316	18-25	.720	6	26	32	1.8	34	0	28	17	5	20	132	7.3
01	Mike'L Simms	18-12	414	23.0	36-108	.333	19-65	.292	7-9	.778	13	46	59	3.3	21	0	18	11	1	13	98	5.4
10	Vince Williams	9-3	150	16.7	13-43	.302	3-21	.143	14-17	.824	11	18	29	3.2	26	0	7	10	2	8	43	4.8
11	KeShawn Curry	18-0	278	15.4	27-66	.409	2-10	.200	24-39	.615	7	29	36	2.0	23	0	20	15	1	11	80	4.4
20	Hason Ward	16-0	125	7.8	22-34	.647	0-0	.000	10-15	.667	10	22	32	2.0	24	1	5	8	8	5	54	3.4
21	Jarren McAllister	13-0	103	7.9	15-26	.577	2-6	.333	9-13	.692	10	5	15	1.2	10	0	4	8	0	5	41	3.2
04	Corey Douglas	13-3	145	11.2	16-34	.471	1-3	.333	6-10	.600	15	19	34	2.6	23	0	2	7	10	5	39	3.0
13	Malik Crowfield	14-3	216	15.4	14-42	.333	9-32	.281	2-3	.667	2	8	10	0.7	7	0	16	7	1	4	39	2.8
12	Jimmy Clark III	12-0	107	8.9	11-31	.355	2-12	.167	7-12	.583	3	8	11	0.9	15	1	12	8	2	3	31	2.6
15	Arnold Henderson VI	4-0	7	1.8	2-2	1.000	0-0	.000	0-0	.000	0	0	0	0.0	0	0	0	0	0	0	4	1.0
Team											18	23	41				11					
Total.....		18	3625		453-1050	.431	124-372	.333	220-326	.675	179	424	603	33.5	340	8	237	214	65	144	1250	69.4
Opponents.....		18	3625		409-950	.431	114-337	.338	283-392	.722	173	478	651	36.2	293	4	236	276	59	117	1215	67.5

TEAM STATISTICS

	VCU	OPP	Date	Opponent	Score	Att.
SCORING	1250	1215	* 01/02/20	FORDHAM	w 64-46	7637
Points per game	69.4	67.5	* 01/05/20	at George Mason	w 72-59	6513
Scoring margin	+1.9	-	* 01/11/20	RHODE ISLAND	L 56-65	7637
FIELD GOALS-ATT	453-1050	409-950	* 01/14/20	at Dayton	L 65-79	13407
Field goal pct	.431	.431	* 01/18/20	ST. BONAVENTURE	w 91-63	7637
3 POINT FG-ATT	124-372	114-337	* 01/21/20	at Saint Joseph's	w 73-60	1725
3-point FG pct	.333	.338	* 01/25/20	at La Salle	w 76-65	2841
3-pt FG made per game	6.9	6.3	* 01/28/20	RICHMOND	w 87-68	7637
FREE THROWS-ATT	220-326	283-392	* 01/31/20	at Rhode Island	L 75-87	7896
Free throw pct	.675	.722	* 02/07/20	DAVIDSON	w 73-62	7637
F-Throws made per game	12.2	15.7	* 02/12/20	GEORGE MASON	L 67-72	7637
REBOUNDS	603	651	* 02/15/20	at Richmond	L 59-77	7201
Rebounds per game	33.5	36.2	* 02/18/20	DAYTON	L 61-66	7637
Rebounding margin	-2.7	-	* 02/21/20	at Saint Louis	L 62-80	9234
ASSISTS	237	236	* 02/26/20	at Massachusetts	L 52-60	2462
Assists per game	13.2	13.1	* 02/29/20	GEORGE WASHINGTON	w 75-51	7637
TURNOVERS	214	276	* 03/03/20	DUQUESNE	Lot 77-80	7637
Turnovers per game	11.9	15.3	* 03/06/20	at Davidson	L 65-75	3763
Turnover margin	+3.4	-				
Assist/turnover ratio	1.1	0.9				
STEALS	144	117				
Steals per game	8.0	6.5				
BLOCKS	65	59				
Blocks per game	3.6	3.3				
ATTENDANCE	68733	55042				
Home games-Avg/Game	9-7637	9-6116				
Neutral site-Avg/Game	-	0-0				

* = Conference game
 ^ = Emerald Coast Classic (Niceville, Fla.)

Score by Periods

	1st	2nd	OT	Totals
VCU	597	646	7	1250
Opponents	566	639	10	1215

2019-20 VCU STATISTICS & RESULTS

Home games

RECORD:	OVERALL	HOME	AWAY	NEUTRAL
ALL GAMES	14-4	14-4	0-0	0-0
CONFERENCE	5-4	5-4	0-0	0-0
NON-CONFERENCE	9-0	9-0	0-0	0-0


##	Player	gp-gs	min	avg	Total		3-Point		F-Throw		Rebounds				pf	dq	a	to	blk	stl	pts	avg
					fg-fga	fg%	3fg-fga	3fg%	ft-fga	ft%	off	def	tot	avg								
14	Marcus Santos-Silva	18-18	483	26.8	83-154	.539	0-0	.000	45-83	.542	58	108	166	9.2	52	2	22	31	23	19	211	11.7
02	Marcus Evans	14-14	350	25.0	47-115	.409	24-59	.407	41-56	.732	5	22	27	1.9	36	1	44	35	2	18	159	11.4
00	De'Riante Jenkins	16-16	421	26.3	54-137	.394	22-68	.324	35-44	.795	15	48	63	3.9	21	0	42	20	8	36	165	10.3
05	Nah'Shon Hyland	18-4	340	18.9	62-133	.466	42-89	.472	7-12	.583	4	31	35	1.9	37	1	33	21	6	15	173	9.6
23	Issac Vann	18-18	437	24.3	44-112	.393	15-39	.385	29-34	.853	8	32	40	2.2	28	0	34	22	5	25	132	7.3
01	Mike'L Simms	18-15	417	23.2	38-110	.345	25-72	.347	15-17	.882	14	49	63	3.5	22	0	17	14	1	13	116	6.4
11	KeShawn Curry	18-0	304	16.9	33-74	.446	4-19	.211	30-47	.638	7	36	43	2.4	25	0	23	18	7	9	100	5.6
10	Vince Williams	13-1	209	16.1	23-54	.426	5-20	.250	14-19	.737	10	27	37	2.8	22	0	10	16	5	16	65	5.0
04	Corey Douglas	15-2	195	13.0	29-57	.509	1-5	.200	12-17	.706	19	25	44	2.9	27	0	7	9	17	8	71	4.7
13	Malik Crowfield	14-2	231	16.5	17-43	.395	13-34	.382	1-3	.333	5	10	15	1.1	7	0	13	4	2	2	48	3.4
20	Hason Ward	14-0	96	6.9	19-30	.633	0-0	.000	9-14	.643	5	20	25	1.8	20	1	4	5	9	3	47	3.4
12	Jimmy Clark III	9-0	69	7.7	8-18	.444	1-6	.167	3-6	.500	2	6	8	0.9	12	1	11	5	1	4	20	2.2
21	Jarren McAllister	9-0	60	6.7	6-14	.429	0-3	.000	4-7	.571	8	4	12	1.3	5	0	4	5	1	4	16	1.8
15	Arnold Henderson VI	6-0	13	2.2	3-5	.600	1-3	.333	0-0	.000	0	0	0	0.0	1	0	1	1	0	0	7	1.2
Team											24	18	42				8					
Total.....		18	3625		466-1056	.441	153-417	.367	245-359	.682	184	436	620	34.4	315	6	265	214	87	172	1330	73.9
Opponents.....		18	3625		389-967	.402	98-321	.305	227-318	.714	191	468	659	36.6	313	6	188	331	58	113	1103	61.3

Road/Neutral Games

RECORD:	OVERALL	HOME	AWAY	NEUTRAL
ALL GAMES	4-9	0-0	4-7	0-2
CONFERENCE	3-6	0-0	3-6	0-0
NON-CONFERENCE	1-3	0-0	1-1	0-2

##	Player	gp-gs	min	avg	Total		3-Point		F-Throw		Rebounds				pf	dq	a	to	blk	stl	pts	avg
					fg-fga	fg%	3fg-fga	3fg%	ft-fga	ft%	off	def	tot	avg								
14	Marcus Santos-Silva	13-13	361	27.8	78-129	.605	0-0	.000	30-53	.566	34	77	111	8.5	38	1	7	28	16	15	186	14.3
00	Jenkins,De'Riante	12-12	331	27.6	45-113	.398	17-49	.347	28-28	1.000	8	46	54	4.5	28	2	14	17	1	17	135	11.3
05	Hyland,Nah'Shon	13-5	299	23.0	38-98	.388	21-56	.375	9-12	.750	6	27	33	2.5	34	1	24	15	4	11	106	8.2
02	Evans,Marcus	11-8	239	21.7	20-66	.303	9-28	.321	37-49	.755	8	12	20	1.8	34	1	26	31	0	18	86	7.8
23	Issac Vann	13-13	301	23.2	36-83	.434	6-23	.261	15-22	.682	6	15	21	1.6	32	1	20	18	4	10	93	7.2
01	Simms, Mike'L	13-10	297	22.8	27-75	.360	11-43	.256	11-13	.846	9	25	34	2.6	12	0	14	9	4	9	76	5.8
21	Jarren McAllister	7-0	54	7.7	10-17	.588	2-4	.500	5-6	.833	6	2	8	1.1	5	0	1	3	0	1	27	3.9
11	KeShawn Curry	13-0	201	15.5	18-47	.383	2-10	.200	7-16	.438	4	28	32	2.5	13	0	10	13	0	9	45	3.5
10	Vince Williams	8-2	133	16.6	4-25	.160	1-10	.100	15-17	.882	8	13	21	2.6	23	0	11	11	3	5	24	3.0
13	Malik Crowfield	9-1	136	15.1	8-27	.296	6-18	.333	2-2	1.000	2	6	8	0.9	7	0	8	5	1	3	24	2.7
20	Hason Ward	10-0	75	7.5	11-18	.611	0-0	.000	2-2	1.000	6	17	23	2.3	10	0	3	6	6	2	24	2.4
12	Jimmy Clark III	8-0	53	6.6	5-17	.294	2-8	.250	4-6	.667	1	4	5	0.6	4	0	3	4	1	2	16	2.0
04	Douglas, Corey	11-1	119	10.8	9-21	.429	1-1	1.000	2-7	.286	11	9	20	1.8	14	0	3	4	7	4	21	1.9
15	Arnold Henderson VI	1-0	1	1.0	0-0	.000	0-0	.000	0-0	.000	0	0	0	0.0	0	0	0	0	0	0	0	0.0
Team											13	16	29				6					
Total.....		13	2600		309-736	.420	78-250	.312	167-233	.717	122	297	419	32.2	254	6	144	170	47	106	863	66.4
Opponents.....		13	2600		313-694	.451	97-257	.377	194-278	.698	124	340	464	35.7	213	4	181	196	40	93	917	70.5

2020-21 VCU MEDIA ROSTER



Jamir Watkins
Freshman
6-7 • 205 • F
Trenton, N.J.



Adrian "Ace" Baldwin Jr.
Freshman
6-0 • 190 • G
Baltimore, Md.



Mikeal Brown-Jones
Freshman
6-8 • 220 • F
Philadelphia, Pa.



Nah'Shon "Bones" Hyland
Freshman
6-3 • 173 • G
Wilmington, Del.



Vince Williams
Junior
6-6 • 220 • G/F
Toledo, Ohio



KeShawn Curry
Junior
6-4 • 175 • G
Jacksonville, Fla.



Jimmy "Tre" Clark III
Sophomore
6-3 • 175 • G
Covington, Ga.



Corey Douglas Jr.
R-Senior
6-8 • 210 • F
Louisville, Ky.



Arnold Henderson VI
Sophomore
5-10 • 175 • G
Mechanicsville, Va.



Hason Ward
Sophomore
6-9 • 210 • F
St. Thomas, Barbados



Jarren McAllister
Sophomore
6-4 • 205 • G
Wake Forest, N.C.



Josh Banks
Freshman
6-5 • 170 • G
Charlotte, N.C.



Levi Stockard III
Senior
6-8 • 245 • F
St. Louis, Mo.



Brendan Medley-Bacon
Junior
7-1 • 240 • C
Baltimore, Md.



Mike Rhoades
Head Coach
Fourth Season
Lebanon Valley '95