



# 2022 PENN STATE BASEBALL

PENN STATE VS. RUTGERS | MAY 27, 2022 | OMAHA, NEB.

## 2022 SCHEDULE

Date Opponent Time/Result

### FEBRUARY

18	vs. Monmouth (Cary, N.C.)	L, 1-10
19	vs. LIU (DH) (Cary, N.C.)	W, 14-3/L, 8-11
20	vs. Northeastern (Cary, N.C.)	L, 1-8
25	vs. Maine (Cary, N.C.)	W, 4-3
26	vs. Maine (DH) (Cary, N.C.)	L, 3-5/W, 9-3

### MARCH

4	at #5 Virginia (ACCNX)	L, 1-10
5	at #5 Virginia (ACCNX)	L, 4-10
6	at #5 Virginia (ACCNX)	L, 1-13
8	at VMI (ESPN+)	L, 4-11
11	vs. UMass (Cary, N.C.)	W, 10-6
12	vs. UMass (Cary, N.C.)	L, 4-11
13	vs. UMass (Cary, N.C.)	W, 1-0

15-16	<b>NIAGARA (B1G+)</b>	<b>Canceled</b>
18	<b>MILWAUKEE (B1G+)</b>	<b>W, 6-4</b>
19	<b>MILWAUKEE (B1G+)</b>	<b>W, 4-3</b>
20	<b>MILWAUKEE (B1G+)</b>	<b>L, 0-12</b>
22	<b>YOUNGSTOWN STATE (B1G+)</b>	<b>L, 1-2</b>
25	<b>RUTGERS* (B1G+)</b>	<b>L, 4-6</b>
25	<b>RUTGERS* (B1G+)</b>	<b>W, 8-6</b>
26	<b>RUTGERS* (B1G+)</b>	<b>L, 6-20</b>
29	<b>PITT (B1G+)</b>	<b>PPD</b>
30	<b>ST. BONAVENTURE (B1G+)</b>	<b>W, 3-2 (10)</b>

### APRIL

1	at #23 Maryland* (B1G+)	L, 4-8
2	at #23 Maryland* (B1G+)	W, 6-4 (10)
3	at #23 Maryland* (B1G+)	L, 2-7
6	<b>BUCKNELL (B1G+)</b>	<b>W, 7-6</b>
9	at Northwestern* (B1G+)	L, 4-5
9	at Northwestern* (B1G+)	W, 4-1
10	at Northwestern* (B1G+)	L, 2-5 (10)
12	<b>WEST VIRGINIA (B1G+)</b>	<b>L, 4-8</b>
14	<b>PURDUE* (B1G+)</b>	<b>W, 12-7</b>
15	<b>PURDUE* (B1G+)</b>	<b>L, 5-11</b>
16	<b>PURDUE* (B1G+)</b>	<b>W, 7-5</b>
20	<b>MOUNT ST. MARY'S (B1G+)</b>	<b>W, 11-6</b>
22	at Minnesota* (B1G+)	L, 3-7
23	at Minnesota* (B1G+)	W, 5-1
24	at Minnesota* (B1G+)	W, 6-5
26	<b>BUCKNELL (B1G+)</b>	<b>L, 7-8</b>
27	at West Virginia (ESPN+)	W, 8-4
29	<b>OMAHA (B1G+)</b>	<b>W, 8-7</b>
30	<b>OMAHA (B1G+)</b>	<b>W, 4-3</b>

### MAY

1	<b>OMAHA (B1G+)</b>	<b>Canceled</b>
8	<b>MICHIGAN STATE* (B1G+)</b>	<b>W, 15-3</b>
8	<b>MICHIGAN STATE* (B1G+)</b>	<b>W, 10-4</b>
9	<b>MICHIGAN STATE* (B1G+)</b>	<b>W, 10-9 (11)</b>
10	at Georgetown	L, 0-9
13	at Ohio State* (B1G+)	W, 13-7
14	at Ohio State* (B1G+)	L, 0-11
15	at Ohio State* (BTN)	L, 3-12
17	at Pitt (PNC Park) (ACCNX)	W, 19-6
19	<b>ILLINOIS* (BTN)</b>	<b>L, 7-18</b>
20	<b>ILLINOIS* (B1G+)</b>	<b>L, 3-7 (10)</b>
21	<b>ILLINOIS* (B1G+, Senior Day)</b>	<b>L, 4-7</b>
25	vs. Iowa^ (BTN)	W, 5-2
26	vs. Rutgers^ (BTN)	2 p.m.

^ Big Ten Tournament (Omaha, Neb.)

## STRATEGIC COMMUNICATIONS

Primary Contact.....Paul Marboe  
 Office Phone.....814-865-1757  
 Cell Phone .....814-777-7604  
 Email .....prn5118@psu.edu



PENN STATE NITTANY LIONS  
(26-27, 11-13 BIG TEN)

vs.

RUTGERS SCARLET KNIGHTS  
(42-14, 17-7 BIG TEN)



GOPSUSPORTS.COM | @PENNSTATEBASE | CHARLES SCHWAB FIELD  
 BTN (Brandon Gaudin/Jeff Leise/Danan Hughes) | RADIO: ESPN Radio 103.7/1450 (Brian Tripp)  
 ONLINE | Links to live video, live audio and live stats available at GoPSUSports.com

## LEADING OFF

- Penn State takes on Rutgers on Friday in Big Ten Tournament play.
- The teams will meet for the first time ever in the Big Ten Tournament.
- The Nittany Lions, the No. 6 seed, earned a 5-2 win over No. 3 seed Iowa on Thursday.
- Penn State recorded its first Big Ten Tournament win since 2008.
- Matt Wood launched a three-run homer in the sixth inning to help the Nittany Lions gain separation. Anthony Steele got PSU on the board with a two-run single.
- Tyler Shingledecker threw a career-high 5.2 innings, allowing two runs (one earned) and striking out eight. Travis Luensmann pitched a career-best 3.1 relief innings, allowing no runs, and striking out seven.
- Penn State tied a season high with 15 strikeouts (also threw 15 vs. UMass on 3/12 and Bucknell on 4/6).
- With the 15 strikeouts, PSU bumped its season total to 492, a new program record. The previous record was 491 strikeouts in 2019.
- Wood is now batting .394 on the season with 12 homers, 53 RBI and 54 runs.

## PROJECTED STARTER



Jordan Morales  
 LHP | Jr. | 5-9 | 175  
 Souderton, Pa.  
 25 Appearances/1 Start  
 3-0, 4.10 ERA, 55K/11BB

## LINEUP (MOST STARTS BY POSITION)

No.	Name	Pos.	B/T	Ht./Wt.	Yr.	AVG	HR	RBI
14	Matt Wood	C	L/R	5-10/190	Jr.	.394	12	53
3	Cole Bartels	1B	R/R	6-3/195	Gr.	.278	2	22
19	Derek Cease	2B	R/R	5-8/150	Fr.	.227	0	7
1	Jay Harry	SS	L/R	6-0/195	So.	.337	5	24
2	Kyle Hannon	2B	L/R	5-10/194	So.	.238	4	19
13	Tayven Kelley	L/F	R/R	6-3/200	Jr.	.195	0	20
22	Johnny Piacentino	CF	R/R	5-11/185	Jr.	.261	2	27
35	Billy Gerlott	RF	R/R	6-1/195	So.	.240	6	32
41	Josh Spiegel	DH	R/R	6-3/206	R-Jr.	.303	10	42

No.	Name	Pos.	B/T	Yr.	Ht.	Wt.	Hometown/High School/Last School
1	Jay Harry	IF	L/R	So.	6-0	195	Metuchen, N.J./Metuchen
2	Kyle Hannon	IF/OF	L/R	So.	5-10	194	Harrisburg, Pa. / Red Land
3	Cole Bartels	OF/IF	R/R	Gr.	6-3	195	Belmont, Mass. / Belmont
4	Tyson Cooper	C/IF	S/R	R-So.	5-9	200	State College, Pa. / State College Area
5	Carson Ertter	OF	L/L	Jr.	5-10	175	Ebensburg, Pa. / Bishop Carroll Catholic
6	Joe Nastasi	RHP	R/R	So.	6-0	217	State College, Pa. / State College
7	C.J. Pittaro	IF	L/R	So.	6-1	195	Hamilton, N.J. / Steinert / Vanderbilt
9	Connor Throneberry	IF/RHP	R/R	Fr.	6-6	230	St. Louis, Mo. / Marquette Senior
11	Chad Rogers	RHP	R/R	So.	6-5	220	Mentor, Ohio/Mentor
12	Kellan Tulio	LHP	L/L	Jr.	6-2	215	Emmaus, Pa. / Emmaus / Louisville
13	Tayven Kelley	OF	R/R	Jr.	6-3	200	Boiling Springs, Pa. / Boiling Springs
14	Matt Wood	C	L/R	Jr.	5-10	190	Gibsonia, Pa. / Pine Richland
15	Brenden Franks	IF/RHP	R/R	Jr.	6-3	205	State College, Pa. / State College
17	Seneca Gregory	RHP	R/R	Fr.	6-4	225	Stafford, Va. / Mountain View
18	Mason Mellott	RHP	R/R	Gr.	6-0	205	State College, Pa. / State College Area
19	Derek Cease	RHP/IF	R/R	Fr.	5-8	150	Plymouth, Pa. / Greater Nanticoke Area
20	Blaise Sclafani	RHP	R/R	Sr.	6-6	200	Souderton, Pa. / Souderton / UMass Lowell
21	Steven Miller	RHP	R/R	Sr.	6-1	190	Pittsburgh, Pa. / North Hills
22	Johnny Piacentino	OF	R/R	Jr.	5-11	185	Cherry Hill, N.J. / Bishop Eustace Prep
23	Jake Cooper	IF	R/R	Fr.	5-9	195	State College, Pa. / State College Area
24	Jaden Henline	RHP	L/R	So.	6-2	195	New Cumberland, Pa. / Red Land
25	Chase Renner	RHP	R/R	Fr.	6-4	190	Alburtis, Pa. / Brandywine Heights
27	Tommy Molsky	RHP	R/R	Fr.	6-1	160	Dillsburg, Pa. / Northern York County
28	Hutch Gagnon	LHP	L/L	Sr.	6-3	220	Downingtown, Pa. / Downingtown East
29	Carson Kohls	RHP	R/R	So.	6-0	195	Sacramento, Calif. / El Camino
30	Anthony Steele	1B/LHP/OFL/L	Fr.	6-4	225	Shelton, Conn. / Shelton	
31	Ryan Partridge	LHP	R/L	Jr.	6-3	215	Wexford, Pa. / North Allegheny
33	Travis Luensmann	RHP	R/R	So.	6-6	234	Altoona, Pa. / Bellewood-Antis / South Carolina
34	Richie Paltridge	LHP/1B/OFL/L	So.	6-3	194	Montgomery, N.Y. / John S. Burke Catholic	
35	Billy Gerlott	OF/IF	R/R	So.	6-1	195	Auburn, Pa. / Blue Mountain
36	Tyler Shingledecker	LHP	R/L	Sr.	6-3	185	Huntersville, N.C. / Hough
37	Jordan Morales	LHP	R/L	Jr.	5-9	175	Souderton, Pa. / Souderton / LaSalle
40	Ben Kailher	IF	R/R	Jr.	5-8	160	Rumford, R.I. / Providence Country Day
41	Josh Spiegel	C/1B	R/R	R-Jr.	6-3	206	Jennette, Pa. / Penn Trafford / Oklahoma State
46	Noah Burke	OF	L/R	Fr.	6-0	192	Pittsburgh, Pa. / Canon McMillan
49	Ben DeMell	RHP/IF	L/R	Fr.	6-5	205	Concord, Ohio / Gilmour Academy

**ALPHABETICAL ROSTER**

- 3 Cole Bartels
- 46 Noah Burke
- 19 Derek Cease
- 23 Jake Cooper
- 4 Tyson Cooper
- 49 Ben DeMell
- 5 Carson Ertter
- 15 Brenden Franks
- 28 Hutch Gagnon
- 35 Billy Gerlott
- 17 Seneca Gregory
- 2 Kyle Hannon
- 1 Jay Harry
- 24 Jaden Henline
- 40 Ben Kailher
- 29 Carson Kohls
- 33 Travis Luensmann
- 18 Mason Mellott
- 21 Steven Miller
- 27 Tommy Molsky
- 37 Jordan Morales
- 6 Joe Nastasi
- 34 Richie Paltridge
- 31 Ryan Partridge
- 22 Johnny Piacentino
- 7 C.J. Pittaro
- 25 Chase Renner
- 11 Chad Rogers
- 20 Blaise Sclafani
- 36 Tyler Shingledecker
- 41 Josh Spiegel
- 30 Anthony Steele
- 9 Connor Throneberry
- 12 Kellan Tulio
- 14 Matt Wood

**PRONUNCIATION GUIDE**

19	Derek <b>Cease</b>	See-ce
40	Ben <b>Kailher</b>	Kal-er
33	Travis <b>Luensmann</b>	Lunns-min
18	Mason <b>Mellott</b>	MEL-lot
22	Johnny <b>Piacentino</b>	Pea-ess-en-tee-no
7	C.J. <b>Pittaro</b>	Pi-TAR-o
41	Josh <b>Spiegel</b>	Spee-gol
12	Kellan <b>Tulio</b>	TOO-lee-oh

**ROSTER BREAKDOWN BY STATE**

California - 2	New York - 1
Connecticut - 1	North Carolina - 1
Georgia - 1	Ohio - 2
Massachusetts - 1	Pennsylvania - 25
Missouri - 1	Rhode Island - 1
New Jersey - 3	Virginia - 1

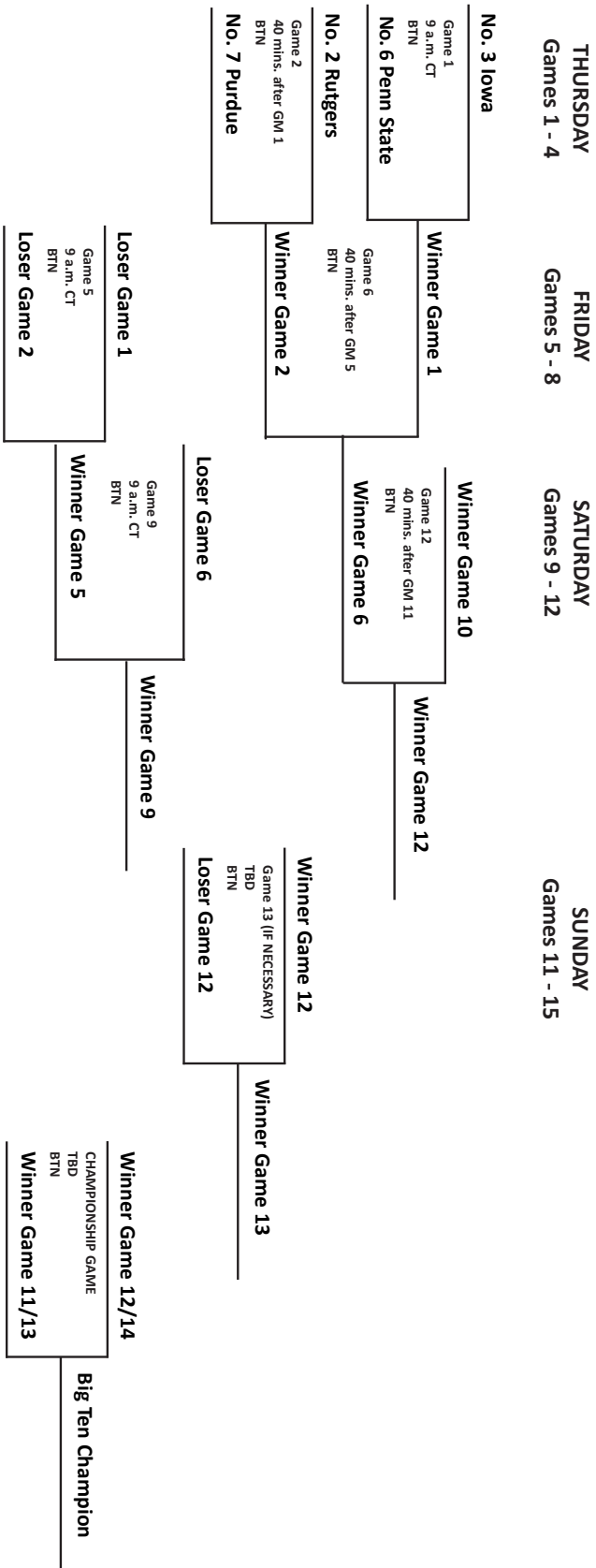
**ROSTER BREAKDOWN BY ELIGIBILITY**

- Freshmen - 12
- Sophomores - 11
- Juniors - 10
- Seniors/Graduates - 6

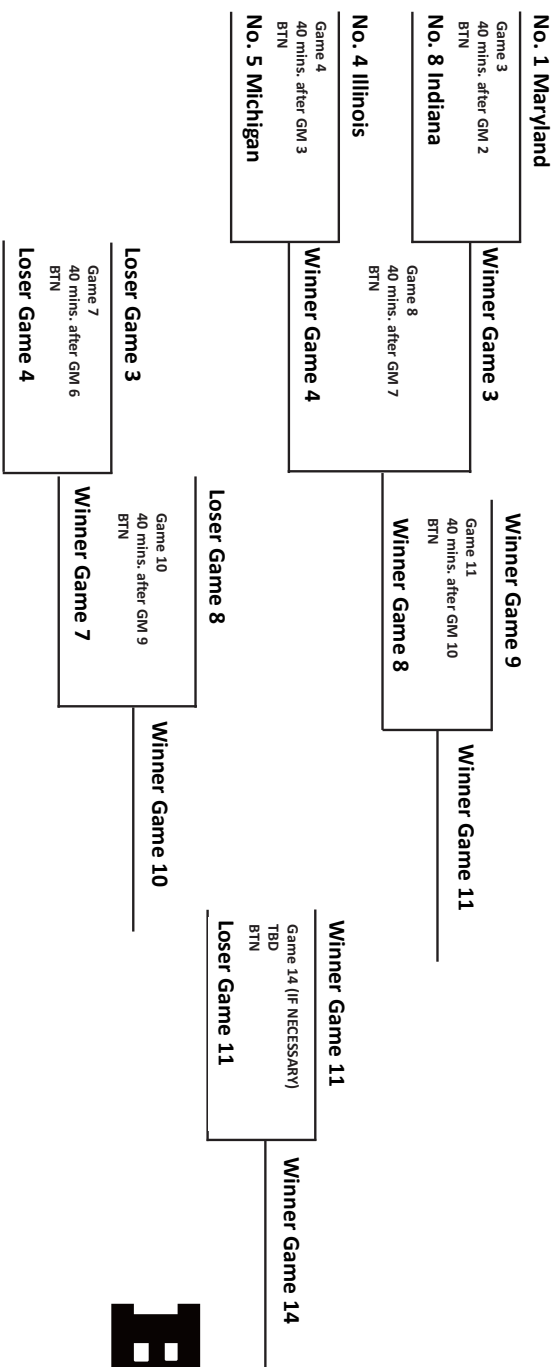
**ROSTER BREAKDOWN BY POSITION**

- Catchers - 3
- Left-Handed Pitchers - 8
- Infielders - 14
- Right-Handed Pitchers - 17
- Outfielders - 9

## BRACKET 1



## BRACKET 2



BASEBALL  
TOURNAMENT

May 25-29, 2022

Charles Schwab Field Omaha | Omaha, Nel

## PENN STATE ALL-TIME BIG TEN TOURNAMENT RESULTS

Year	Regular Season Finish	Tournament
1992	11-17	8th
1993	5-23	10th
1994	12-15	6th
1995	13-13	5th
1996	19-8	1st
1997	12-14	6th
1998	15-11	4th
1999	12-15	6th
2000	18-9	2nd
2001	15-11	4th
2002	11-19	10th
2003	17-15	4th
2004	17-15	6th
2005	13-19	8th
2006	13-19	8th
2007	20-10	3rd
2008	17-15	3rd
2009	8-16	8th
2010	9-15	10th
2011	12-12	6th
2012	15-9	3rd
2013	4-20	11th
2014	5-18	11th
2015	6-16	12th
2016	12-12	10th
2017	4-20	13th
2018	3-21	13th
2019	4-18	13th
2020	No Conference Games or Tournament due to COVID-19	
2021	18-24	9th
2022	11-13	6th

## All-Big Ten Tournament Team

**2000** Chris Netwall (C), Eric Spadt (2B),  
Michael Campo (OF)

**2007** Matt Cavagnaro (IF)

**2008** Rob Yodice (C)

Sd.	Rd.	Sd./Opponent	Result
1996 - Beaver Field, University Park, Pa.			
1		4/Michigan	W, 14-3
		2/Indiana	L, 2-6
		3/Illinois	L, 3-11
1998 - Champaign, Illinois			
4		1/Illinois	W, 5-2
		3/Minnesota	L, 5-14
		1/Illinois	L, 5-11
2000 - Minneapolis, Minn.			
2		5/Ohio State	RUNNER-UP
		4/Illinois	W, 8-7
		1/Minnesota	L, 3-5
		4/Illinois	W, 5-2
		4/Illinois	W, 6-0
		4/Illinois	L, 3-5
2001 - Columbus, Ohio			
4		3/Minnesota	L, 2-4
		1/Ohio State	W, 4-3
		6/Michigan	L, 2-10
2003 - Minneapolis, Minn.			
4		5/Northwestern	W, 6-0
		1/Minnesota	L, 3-4
		6/Indiana	W, 8-4
		3/Michigan	W, 3-2
		2/Ohio State	L, 3-13
2004 - Minneapolis, Minn.			
6		3/Michigan	L, 2-7
		4/Michigan State	L, 7-8
2007 - Ann Arbor, Mich.			
3		6/Ohio State	L, 3-10
		4/Iowa	W, 5-3
		1/Michigan	W, 6-5 (10)
		5/Illinois	W, 6-2
		2/Minnesota	L, 3-4
2008 - Ann Arbor, Mich.			
3		6/Indiana	W, 6-1
		2/Purdue	L, 6-15
		6/Indiana	L, 8-11
2011 - Columbus, Ohio			
6		3/Purdue	L, 2-7
		5/Minnesota	L, 2-8
2012 - Columbus, Ohio			
3		6/Ohio State	L, 5-12
		4/Nebraska	L, 3-12
2022 - Omaha, Neb.			
6		3/Iowa	W, 5-2
		2/Rutgers	TBD

## RECORD IN BIG TEN TOURNAMENT BY...

OPPONENT	OPPONENT SEED	LOCATION
Illinois	3-4	1 Seed
Indiana	2-2	2 Seed
Iowa	2-0	3 Seed
Maryland	--	4 Seed
Michigan	3-2	5 Seed
Michigan State	0-1	6 Seed
Minnesota	1-5	7 Seed
Nebraska	0-1	8 Seed
Northwestern	1-0	Overall
Ohio State	2-3	
Purdue	0-2	
Rutgers	--	
Overall	14-20	

## 2022 ALL-BIG TEN HONORS

**MATT WOOD: ALL-BIG TEN - FIRST TEAM**

- Junior catcher Matt Wood became Penn State's first All-Big Ten first-team selection since Jordan Steranka in 2012 and Penn State's 16th first-team selection in program history.
- Wood is the third Penn State catcher to earn All-Big Ten first team honors, joining Chris Netwall (2001) and Ben Heath (2010).
- Wood earned his second career All-Big Ten honor (second team in 2021).
- The Gibsonia, Pa. native had a tremendous junior season, winning the Big Ten batting average title, hitting .395 overall and .413 in conference play.
- He's the first Nittany Lion to win the Big Ten batting average title since Michael Campo in 2000. His average was boosted by a 26-game hit streak from March 25-May 9. He currently has a 34-game reached-base streak.
- His .395 average is third among Division I catchers.
- In 51 games, Wood collected 73 hits, 14 doubles, three triples, 11 homers, 50 RBI and 52 runs.
- He leads PSU in batting average, hits, runs, homers, RBI, walks (34), slugging and on-base percentages. He has 24 multi-hit games and 11 multi-RBI games.
- Among Big Ten players, Wood sits second in OPS (1.175), third in on-base (.494), fifth in slugging (.681), eighth in triple (3) and ninth in hits per game (1.43) and total hits.
- In Big Ten play, Wood hit .413 with 38 hits in 24 games. He had seven doubles, two triples, seven homers, 29 RBI and 21 runs to go with a 1.229 OPS.
- Wood was named CoSIDA Academic All-District.

**JOSH SPIEGEL: ALL-BIG TEN - SECOND TEAM**

- Spiegel earned his first career All-Big Ten accolade, garnering second team honors as a designated hitter.
- The junior has split time this season between catcher, first base and designated hitter.
- Spiegel is batting .305 with 60 hits this season. He has collected a team-high 16 doubles to go with two triples and 10 homers.
- He has driven in 42 RBI and scored 33 runs. He has a .558 slugging percentage and a .374 on-base percentage.
- His 16 doubles are tied for the ninth-most in a season at Penn State with Ben Heath (2010) and Jordan Steranka (2012).
- Spiegel has recorded 22 multi-hit games and 10 multi-RBI games in 2022.
- In Big Ten regular season games, Spiegel notched 27 hits, including seven doubles, a triple and six homers. He recorded 22 RBI and 16 runs.
- Spiegel had four RBI in each game against Purdue (4/16) and Pitt (5/17). He added a career-best four hits against Purdue.

**ANTHONY STEELE: ALL-BIG TEN FRESHMAN TEAM**

- Steele was selected to the All-Big Ten freshman team as a designated hitter.
- He played in 32 games this season, including 24 starts, primarily as a designated hitter or first baseman.
- He's batting .250 as a freshman with 22 hits, including a double, a triple and a homer. He has seven RBI and five runs.
- He had nine hits and three RBI in 24 Big Ten games.
- He has three multi-hit games and one multi-RBI game.
- Against Maine (2/25-26), Steele had three hits in game one. He added two hits, including a triple, and three RBI in game two.
- He launched his first career home run at VMI (3/8) and had two hits, including a double, against West Virginia (4/12).
- Steele has made seven appearances on the mound in the regular season.

**MASON MELLOTT: BIG TEN SPORTSMANSHIP AWARD**

- Mellott graduated in December 2021 with a degree in kinesiology. He returned to the Nittany Lions and is pursuing a second degree in recreation, parks and tourism management.
- Mellott ranks second all-time in program history with 87 appearances and sits third with 15 saves.
- The State College native has accumulated 13 wins, 152 strikeouts and a 3.73 ERA as a Nittany Lion.
- In 2022, Mellott has three wins and two saves in 20 appearances. In 40 innings, Mellott has recorded 33 strikeouts.
- He has not allowed an earned run in 10 of 20 appearances this season.
- He threw five shutout innings in a start against UMass (3/13) to earn his first win of the season.
- Mellott pitched four scoreless frames at Minnesota (4/24) and went four innings against Michigan State (5/9), giving up one run (unearned).

**PENN STATE QUICK FACTS**

**GENERAL INFORMATION**

Location ..... University Park, Pa.  
 Founded ..... 1855  
 Enrollment ..... 47,559  
 Colors ..... Blue and White  
 Conference ..... Big Ten  
 Nickname ..... Nittany Lions  
 President ..... Eric J. Barron  
 Director of Athletics ..... Sandy Barbour

**TEAM INFORMATION**

2021 Record ..... 18-24  
 2021 Big Ten Record/Finish ..... 18-24/9th  
 Postseason ..... None  
 All-Time Record (Years) ..... 2,105-1,548-21 (133)  
 All-Time Big Ten Record (Years) ..... 333-427 (30)  
 NCAA Tournament Appearances ..... 19  
 NCAA Tournament Record ..... 25-24  
 NCAA Super Regional Appearances ..... 1  
 College World Series Appearances ..... 5  
 (1952, 1957, 1959, 1963, 1973)  
 Best CWS Finish ..... Second (1957)  
 Last NCAA Tournament Appearance ..... 2000

**BASEBALL STAFF**

Head Coach ..... Rob Cooper  
 PSU Record (Years) ..... 173-242 (8)  
 Career Record (Years) ..... 459-472 (16)  
 Assistant Coaches ..... Josh Newman  
 .....(Pitching)  
 ..... Sean Moore (Hitting)  
 Volunteer Asst. Coach ..... Dallas Burke  
 .....(Hitting/Catchers)  
 Dir. of Operations/Player Development...  
 ..... Jake Stone  
 Athletic Trainer ..... Rebecca Barta

**STADIUM INFORMATION**

Home Stadium ... Medlar Field at Lubrano Park  
 First Season ..... 2007  
 Capacity ..... 5,406  
 Press Box Phone ..... (814) 441-9145

**MEDIA RELATIONS INFORMATION**

Baseball Contact ..... Paul Marboe  
 Cell Phone ..... (814) 777-7604  
 Email ..... prm5118@psu.edu  
 Website ..... GoPSUsports.com  
 Twitter ..... @PennStateBASE  
 Instagram ..... @PennStateBASE  
 Facebook Page ..... facebook.com/  
 pennstatebaseball

**Wood Wins Big Ten Batting Average Crown**

- Through 52 games played, junior Matt Wood is batting .394 with 14 doubles, three triples, 12 homers, 53 RBI and 54 runs. He has reached base in 35-straight games.
- He won the Big Ten Batting Average title, concluding the regular season with a .395 average. He is the first Nittany Lion to win the Big Ten batting title since Michael Campo (2000).
- Wood's .394 average is good for 19th in the country and third among Division I catchers.
- Wood also sits second in OPS (1.187), third in on-base percentage (.496), fifth in slugging percentage (.691), eighth in triples (3), ninth in hits per game (1.42) and total hits (74).
- Wood leads the Nittany Lions in batting average, hits, runs, homers, RBI, walks (36), slugging percentage and on-base percentage.
- Among Division I catchers, Wood ranks third in batting average, fifth in OPS, sixth in on-base and slugging percentages and seventh in triples.
- The lefty batter has been impressive facing righty (.390) and lefty (.404) pitchers.
- Wood is batting .468 with runners in scoring position.
- In Big Ten regular season play, Wood hit .413 with 38 hits in 24 games. He had seven doubles, two triples, seven homers, 29 RBI and 21 runs. He has an OPS of 1.229.
- Wood paces PSU with 24 multi-hit games and 12 multi-RBI games this season and tallied a 26-game hit streak, which was snapped at Georgetown. The 26-game streak is the second-longest in program history behind only Michael Campo (41, 2000).
- During the 26-game hit streak, Wood had 15 multi-hit performances. He batted .469 (45-of-96) with eight doubles, two triples and four homers. He also drew 16 walks and three hit-by-pitches.

**Pennsylvania Influence In Pitching Staff**

- In 47 of 53 games this season, Penn State's starting pitcher has been a PA native.
- Sophomore Travis Luensmann (Altoona) has made 12 starts, and 15 appearances, with 78 strikeouts in 67.2 innings. Luensmann struck out seven in 3.1 innings of relief against Iowa in the Big Ten Tournament.
- In Big Ten games, Luensmann had a 3.25 ERA in eight appearances (six starts), sitting fifth in the conference.
- Freshman Tommy Molsky has made 11 starts, and 15 appearances, tallying 45 strikeouts. Molsky tied a career high with six strikeouts against UMass (3/12).
- Graduate student Mason Mellott has made four starts and 20 appearances.
- Mellott, graduating in August 2021 with a bachelor's degree in Kinesiology, is tied third all-time at Penn State with 15 saves and second with 87 appearances.
- Junior Kellan Tulio has made nine starts and 14 appearances with 41 strikeouts in 33.2 innings. He threw five innings, allowing no earned runs, and struck out a career-high seven at Northwestern (4/9).
- Jaden Henline has struck out 55 batters and sits fifth in the Big Ten in strikeout-to-walk ratio (3.67). He threw a complete game to earn the win against Michigan State (5/8), allowing three runs (two earned) and striking out six. It was PSU's first complete game since Greg Welsh vs. Michigan State on May 17, 2013.
- Senior Pittsburgh native Steven Miller made his first career start at Northwestern (4/9), throwing three shutout innings and striking out three. He has 31 strikeouts.
- Senior Tyler Shingledecker has made 21 appearances and four starts with a team-high seven wins. The lefty has held opponents without an earned run in 12 of his 21 outings. He has 60 strikeouts and only 18 walks. He threw 5.2 innings, allowing one earned run, and striking out eight against Iowa.
- Junior Souderton native Jordan Morales leads PSU with 25 appearances (one start) and has 55 strikeouts and only 11 walks. He is 3-0 on the season.
- Carson Kohls has been another effective member out of the bullpen in 16 appearances (one start), including three scoreless outings where he went three or more innings.
- Entering the season, Penn State was challenged with replacing a 2021 rotation that featured three MLB draft selections in Conor Larkin (9th round, Toronto Blue Jays), Kyle Virbitsky (17th round, Oakland A's) and Bailey Dees (18th round, New York Yankees).
- The Nittany Lions were one of only four Division I schools to have all three members of their starting rotation selected. Penn State has eight pitchers who have been drafted since 2016.

**Nittany Lions Find Power In Big Ten Play**

- In 24 Big Ten regular season games, Penn State collected 83 extra-base hits, including 43 doubles, 11 triples and 29 homers.
- Matt Wood led the Nittany Lions with 16 extra-base hits, including seven doubles, two triples and seven homers, to go with 29 RBI.
- Josh Spiegel has 14 extra-base hits (seven doubles, one triple six homers), while Billy Gerlott has 13 extra-base hits (six doubles, one triple, six homers). Jay Harry has 12 extra base hits (six doubles, two triples, four homers). Spiegel has 22 RBI.
- On the season, Wood leads PSU with 12 homers to go with 14 doubles, while Spiegel paces PSU with 16 doubles. Spiegel has 10 homers and 42 RBI this season, while Billy Gerlott has six homers and Jay Harry has five. Gerlott also has 12 doubles and two triples.
- Led by Tayven Kelley and Johnny Piacentino's four triples and Wood's three triples, six Nittany Lions have multiple triples this season.

**Records Watch**

- As the Nittany Lions enter the last week of the regular season, a couple team records are in reach as well as Top 10 individual performances in program history. The Nittany Lions have already set the program triples record with 19. Penn State hits its 18th on May 17 at Pitt.
- Penn State's pitching staff has collected 492 strikeouts, including 15 vs. Iowa, topping the previous program record of 491 (2019).
- Josh Spiegel is already tied for the ninth-most doubles in a season at PSU (16) with Ben Heath (2010) and Jordan Steranka (2010).
- Cole Bartels is tied ninth in a season with nine hit-by-pitches with four former Nittany Lions, most recently Gavin Homer in 2019, while Tayven Kelley and Johnny Piacentino have four triples, one shy of tying for 10th-most in a season.
- Matt Wood is in on pace to finish with the fifth-best slugging percentage (.691) in a season at PSU. He ranks sixth for total bases (130) and is tied fourth in runs (54), tied seventh in walks (36), tied eighth in RBI (53), tied ninth in home runs (12) and tied 10th in hits (74). Wood is in range to enter the season Top 10 doubles (14; needs 16).

**THE OPPOSITION**

**Scouting Rutgers**

- Rutgers is led by Steve Owens in his third season as head coach.
- The Scarlet Knights are 70-45 under Owens. Rutgers is 42-14 this season, going 17-7 in Big Ten play.
- Before coaching at Rutgers, Owens spent nine years leading the Bryant baseball program, guiding the Bulldogs to three NCAA Tournaments and nine winning seasons.
- The Scarlet Knights have a .320 batting average as a team, led by Nick Cimillo's .387 average.
- Eight RU regular members of the lineup are batting .300 or better.
- Chris Brito, Cimillo and Ryan Lasko each have 16 homers with Brito pacing the team with 70 RBI.
- Rutgers has a 4.15 team ERA and 500 strikeouts as a staff.
- Dale Stanavich, Ben Gorski and Garrett French are tied for the team lead with 21 appearances.

**Against The Scarlet Knights**

- Penn State meets Rutgers for the 86th time in program history.
- The Nittany Lions hold a 49-36 lead all-time. The teams have never met in the Big Ten Tournament.
- Penn State won the middle game of the teams' series earlier this season.
- In game two of the series, Jay Harry launched two homers, while Matt Wood had a double and triple. Jordan Morales, Steven Miller, Mason Mellott and Kellan Tulio held RU to one run over the final 5.2 innings.

**BY THE NUMBERS**

**INSIDE THE SERIES**

	<b>Penn State</b>	<b>Rutgers</b>
Batting Average	.268	.320
Slugging Percentage	.406	.540
On-Base Percentage	.360	.417
Runs Scored	295	542
Hits	490	668
Doubles	87	141
Triples	19	16
Home Runs	42	95
Stolen Bases-Attempts	38-53	56-67
ERA	5.76	4.15
Strikeouts	492	500
Opponent Batting Average	.276	.234
Fielding Percentage	.960	.980
Errors	80	40

Overall:	Penn State Leads, 49-36	
Last Meeting:	L, 6-20; March 26, 2022	
Current Streak:	L, 1	
At Home:	21-11	
At Rutgers:	17-19	
Neutral Site:	6-5	
N/A:	5-1	
<b>Last Five Meetings:</b>		
3/26/22	H	L, 6-20
3/25/22	H	W, 8-6
3/25/22	H	L, 4-6
5/17/21	H	W, 8-6
5/16/21	H	L, 0-5

## STARTING LINEUPS

OPPONENT	C	1B	2B	3B	SS	LF	CF	RF	DH	SP
vs. Monmouth (2/18)	Wood	Spiegel	Hannon	Pittaro	Harry	Bartels	Piacentino	Kelley	Gerlott	Luensmann
vs. LIU (2/19, 1)	Wood	Spiegel	Hannon	Pittaro	Harry	Bartels	Gerlott	Kelley	Piacentino	Tulio
vs. LIU (2/19, 2)	Spiegel	Bartels	Hannon	Pittaro	Harry	Gerlott	Piacentino	Kelley	Wood	Mellott
vs. Northeastern (2/20)	Wood	Spiegel	Hannon	Pittaro	Harry	Bartels	Gerlott	Kelley	Steele	Molsky
vs. Maine (2/25)	Wood	Spiegel	Hannon	Pittaro	Harry	Bartels	Gerlott	Kelley	Steele	Luensmann
vs. Maine (2/26, 1)	Wood	Spiegel	Hannon	J. Cooper	Harry	Bartels	Gerlott	Kelley	Steele	Tulio
vs. Maine (2/26, 2)	Spiegel	Steele	Hannon	J. Cooper	Harry	Bartels	Gerlott	Kelley	Wood	Molsky
at Virginia (3/4)	Wood	Spiegel	Hannon	J. Cooper	Harry	Bartels	Gerlott	Kelley	Steele	Luensmann
at Virginia (3/5)	Wood	Spiegel	Hannon	J. Cooper	Harry	Bartels	Gerlott	Kelley	Steele	Tulio
at Virginia (3/6)	Wood	Spiegel	Cease	Hannon	Harry	Bartels	Gerlott	Kelley	Steele	Molsky
at VMI (3/8)	Spiegel	Steele	Cease	Hannon	Harry	Bartels	Gerlott	Kelley	Wood	Mellott
vs. UMass (3/11)	Wood	Spiegel	Hannon	Pittaro	Harry	Bartels	Piacentino	Gerlott	Steele	Luensmann
vs. UMass (3/12)	Wood	Steele	Hannon	Pittaro	Harry	Bartels	Gerlott	Kelley	Spiegel	Molsky
vs. UMass (3/13)	Wood	Spiegel	Kailher	Hannon	Harry	Bartels	Gerlott	Kelley	T. Cooper	Mellott
Milwaukee (3/18)	Wood	Bartels	Kailher	Hannon	Harry	Kelley	Piacentino	Gerlott	Spiegel	Luensmann
Milwaukee (3/19)	Wood	Bartels	Kailher	Hannon	Harry	Kelley	Piacentino	Gerlott	Spiegel	Molsky
Milwaukee (3/20)	Wood	Spiegel	Kailher	Hannon	Harry	Bartels	Gerlott	Kelley	Steele	Mellott
Youngstown State (3/22)	Spiegel	Bartels	T. Cooper	Kailher	Harry	Kelley	Piacentino	Gerlott	Steele	Tulio
Rutgers (3/25, 1)	Wood	Bartels	Cease	Kailher	Harry	Kelley	Piacentino	Gerlott	Spiegel	Luensmann
Rutgers (3/25, 2)	Spiegel	Bartels	Kailher	Pittaro	Harry	Kelley	Piacentino	Gerlott	Wood	Molsky
Rutgers (3/26)	Wood	Bartels	Kailher	Pittaro	Harry	Kelley	Piacentino	Gerlott	Spiegel	Renner
St. Bonaventure (3/30)	T. Cooper	Bartels	Kailher	Pittaro	Harry	Kelley	Piacentino	Gerlott	Wood	Tulio
at Maryland (4/1)	Wood	Spiegel	Cease	Kailher	Harry	Bartels	Piacentino	Gerlott	Pittaro	Henline
at Maryland (4/2)	Wood	Spiegel	T. Cooper	Kailher	Harry	Bartels	Piacentino	Gerlott	Steele	Tulio
at Maryland (4/3)	Wood	Bartels	Kailher	Pittaro	Harry	Kelley	Piacentino	Gerlott	Steele	Molsky
Bucknell (4/6)	T. Cooper	Spiegel	Cease	Pittaro	Harry	Bartels	Kelley	Gerlott	Wood	Steele
at Northwestern (4/9, 1)	Wood	Bartels	Cease	Pittaro	Harry	Kelley	Piacentino	Gerlott	Spiegel	Henline
at Northwestern (4/9, 2)	Wood	Spiegel	T. Cooper	Pittaro	Harry	Bartels	Piacentino	Gerlott	Steele	Tulio
at Northwestern (4/10)	Wood	Spiegel	T. Cooper	Pittaro	Harry	Bartels	Piacentino	Gerlott	Steele	Miller
West Virginia (4/12)	Spiegel	Steele	Cease	Pittaro	Harry	Bartels	Kelley	Gerlott	Wood	Molsky
Purdue (4/14)	Wood	Spiegel	Cease	Pittaro	Harry	Bartels	Piacentino	Kelley	Steele	Henline
Purdue (4/15)	Wood	Bartels	Cease	Pittaro	Harry	Kelley	Piacentino	Gerlott	Spiegel	Tulio
Purdue (4/16)	Wood	Bartels	T. Cooper	Pittaro	Harry	Kelley	Piacentino	Gerlott	Spiegel	Luensmann
Mount St. Mary's (4/20)	T. Cooper	Spiegel	Kailher	Pittaro	Harry	Bartels	Piacentino	Kelley	Wood	Kohls
at Minnesota (4/22)	Wood	Spiegel	Kailher	Pittaro	Harry	Bartels	Piacentino	Gerlott	Steele	Henline
at Minnesota (4/23)	Wood	Spiegel	Cease	Kailher	Harry	Bartels	Piacentino	Gerlott	Steele	Luensmann
at Minnesota (4/24)	Wood	Spiegel	Cease	Kailher	Harry	Bartels	Piacentino	Kelley	Steele	Miller
Bucknell (4/26)	T. Cooper	Spiegel	Kailher	Hannon	Cease	Bartels	Kelley	Gerlott	Wood	Molsky
at West Virginia (4/27)	Spiegel	Bartels	Kailher	Hannon	Harry	Kelley	Piacentino	Gerlott	Wood	Shingledecker
Omaha (4/29)	Wood	Bartels	Cease	Kailher	Harry	Kelley	Piacentino	Gerlott	Spiegel	Luensmann
Omaha (4/30)	Spiegel	Bartels	Cease	Hannon	Harry	Kelley	Piacentino	Gerlott	Wood	Shingledecker
Michigan State (5/8, 1)	Wood	Bartels	Cease	Hannon	Harry	Kelley	Piacentino	Gerlott	Spiegel	Henline
Michigan State (5/8, 2)	Wood	Bartels	Cease	Hannon	Harry	Kelley	Piacentino	Gerlott	Spiegel	Shingledecker
Michigan State (5/9)	Wood	Bartels	Cease	Hannon	Harry	Kelley	Piacentino	Gerlott	Spiegel	Luensmann
at Georgetown (5/10)	Spiegel	Steele	Kailher	Hannon	Cease	Bartels	Piacentino	Kelley	Wood	Molsky
at Ohio State (5/13)	Wood	Bartels	Cease	Hannon	Harry	Kelley	Piacentino	Gerlott	Spiegel	Henline
at Ohio State (5/14)	Wood	Bartels	Cease	Hannon	Harry	Kelley	Piacentino	Gerlott	Spiegel	Luensmann
at Ohio State (5/15)	Wood	Spiegel	Cease	Hannon	Harry	Bartels	Piacentino	Gerlott	Steele	Tulio
at Pitt (5/17)	Spiegel	Bartels	Cease	Hannon	Harry	Bartels	Piacentino	Gerlott	Wood	Molsky
Illinois (5/19)	Wood	Bartels	Cease	Hannon	Harry	Kelley	Piacentino	Gerlott	Spiegel	Henline
Illinois (5/20)	Wood	Bartels	Cease	Hannon	Harry	Kelley	Piacentino	Gerlott	Spiegel	Luensmann
Illinois (5/21)	Wood	Spiegel	Cease	Hannon	Harry	Bartels	Piacentino	Gerlott	Steele	Morales
vs. Iowa (5/25)	Wood	Spiegel	Cease	Hannon	Harry	Bartels	Piacentino	Gerlott	Steele	Shingledecker



**BATTING ORDER**

OPPONENT	1	2	3	4	5	6	7	8	9
vs. Monmouth (2/18)	Bartels	Wood	Piacentino	Spiegel	Harry	Kelley	Hannon	Gerlott	Pittaro
vs. LIU (2/19, 1)	Bartels	Wood	Piacentino	Spiegel	Harry	Kelley	Hanon	Gerlott	Pittaro
vs. LIU (2/19, 2)	Bartels	Wood	Piacentino	Spiegel	Harry	Kelley	Hannon	Gerlott	Pittaro
vs. Northeastern (2/20)	Bartels	Wood	Spiegel	Harry	Kelley	Hannon	Gerlott	Steele	Pittaro
vs. Maine (2/25)	Harry	Bartels	Wood	Spiegel	Hannon	Kelley	Steele	Gerlott	Pittaro
vs. Maine (2/26, 1)	Harry	Wood	Bartels	Spiegel	Steele	Gerlott	Kelley	Hannon	J. Cooper
vs. Maine (2/26, 2)	Harry	Bartels	Wood	Spiegel	Hannon	Kelley	Steele	Gerlott	J. Cooper
at Virginia (3/4)	Harry	Bartels	Wood	Spiegel	Hannon	Gerlott	Kelley	Steele	J. Cooper
at Virginia (3/5)	Harry	Bartels	Wood	Spiegel	Hannon	Gerlott	Kelley	Steele	J. Cooper
at Virginia (3/6)	Harry	Bartels	Wood	Gerlott	Hannon	Kelley	Steele	Spiegel	Cease
at VMI (3/8)	Harry	Bartels	Wood	Gerlott	Hannon	Kelley	Steele	Spiegel	Cease
vs. UMass (3/11)	Hannon	Bartels	Wood	Gerlott	Harry	Piacentino	Steele	Spiegel	Pittaro
vs. UMass (3/12)	Hannon	Bartels	Wood	Gerlott	Harry	Spiegel	Steele	Kelley	Pittaro
vs. UMass (3/13)	Bartels	Wood	Gerlott	Spiegel	Hannon	Harry	Kelley	T. Cooper	Kailher
Milwaukee (3/18)	Harry	Wood	Piacentino	Spiegel	Hannon	Bartels	Gerlott	Kelley	Kailher
Milwaukee (3/19)	Harry	Wood	Piacentino	Bartels	Gerlott	Hannon	Spiegel	Kelley	Kailher
Milwaukee (3/20)	Bartels	Harry	Wood	Steele	Gerlott	Hannon	Spiegel	Kelley	Kailher
Youngstown State (3/22)	Bartels	Piacentino	Spiegel	Steele	Gerlott	Harry	Kelley	T. Cooper	Kailher
Rutgers (3/25, 1)	Gerlott	Piacentino	Wood	Spiegel	Bartels	Harry	Kelley	Kailher	Cease
Rutgers (3/25, 2)	Gerlott	Piacentino	Wood	Spiegel	Bartels	Harry	Kelley	Kailher	Pittaro
Rutgers (3/26)	Gerlott	Piacentino	Wood	Spiegel	Bartels	Harry	Kelley	Kailher	Pittaro
St. Bonaventure (3/30)	Gerlott	Piacentino	Wood	Bartels	Harry	Kelley	Kailher	Pittaro	T. Cooper
at Maryland (4/1)	Gerlott	Piacentino	Wood	Harry	Spiegel	Bartels	Pittaro	Kailher	Cease
at Maryland (4/2)	Bartels	Piacentino	Wood	Spiegel	Harry	Gerlott	Kailher	Steele	T. Cooper
at Maryland (4/3)	Kailher	Piacentino	Wood	Harry	Bartels	Steele	Gerlott	Kelley	Pittaro
Bucknell (4/6)	Bartels	Wood	Harry	Spiegel	Gerlott	Pittaro	Kelley	T. Cooper	Cease
at Northwestern (4/9, 1)	Bartels	Wood	Spiegel	Piacentino	Harry	Gerlott	Pittaro	Kelley	Cease
at Northwestern (4/9, 2)	Bartels	Wood	Piacentino	Spiegel	Harry	Pittaro	Gerlott	Steele	T. Cooper
at Northwestern (4/10)	Harry	Piacentino	Wood	Bartels	Steele	Spiegel	Pittaro	Gerlott	T. Cooper
West Virginia (4/12)	Harry	Wood	Bartels	Spiegel	Pittaro	Steele	Gerlott	Kelley	Cease
Purdue (4/14)	Bartels	Harry	Wood	Piacentino	Pittaro	Steele	Spiegel	Kelley	Cease
Purdue (4/15)	Bartels	Wood	Spiegel	Piacentino	Harry	Pittaro	Kelley	Gerlott	Cease
Purdue (4/16)	Bartels	Wood	Spiegel	Piacentino	Harry	Pittaro	Kelley	Gerlott	T. Cooper
Mount St. Mary's (4/20)	Bartels	Harry	Wood	Spiegel	Piacentino	Pittaro	Kelley	Kailher	T. Cooper
at Minnesota (4/22)	Bartels	Harry	Wood	Spiegel	Steele	Piacentino	Gerlott	Kailher	Pittaro
at Minnesota (4/23)	Bartels	Harry	Wood	Spiegel	Steele	Piacentino	Kailher	Gerlott	Cease
at Minnesota (4/24)	Bartels	Harry	Wood	Spiegel	Steele	Piacentino	Kailher	Kelley	Cease
Bucknell (4/26)	Bartels	Wood	Spiegel	Kailher	Gerlott	Kelley	Hannon	T. Cooper	Cease
at West Virginia (4/27)	Bartels	Harry	Wood	Spiegel	Piacentino	Kailher	Gerlott	Hannon	Kelley
Omaha (4/29)	Bartels	Piacentino	Wood	Spiegel	Harry	Gerlott	Kailher	Kelley	Cease
Omaha (4/30)	Bartels	Harry	Wood	Spiegel	Piacentino	Gerlott	Hannon	Kelley	Cease
Michigan State (5/8, 1)	Bartels	Harry	Wood	Spiegel	Piacentino	Gerlott	Hannon	Kelley	Cease
Michigan State (5/8, 2)	Bartels	Harry	Wood	Spiegel	Piacentino	Gerlott	Hannon	Kelley	Cease
Michigan State (5/9, 2)	Bartels	Harry	Wood	Spiegel	Piacentino	Gerlott	Hannon	Kelley	Cease
at Georgetown (5/10)	Bartels	Wood	Spiegel	Piacentino	Hannon	Kelley	Steele	Kailher	Cease
at Ohio State (5/13)	Bartels	Harry	Wood	Spiegel	Piacentino	Gerlott	Hannon	Kelley	Cease
at Ohio State (5/14)	Bartels	Harry	Wood	Spiegel	Piacentino	Gerlott	Hannon	Kelley	Cease
at Ohio State (5/15)	Bartels	Harry	Wood	Spiegel	Gerlott	Piacentino	Steele	Hannon	Cease
at Pitt (5/17)	Bartels	Harry	Wood	Spiegel	Piacentino	Gerlott	Hannon	Kelley	Cease
Illinois (5/19)	Bartels	Wood	Spiegel	Piacentino	Harry	Gerlott	Hannon	Kelley	Cease
Illinois (5/20)	Bartels	Harry	Wood	Spiegel	Gerlott	Piacentino	Hannon	Kelley	Cease
Illinois (5/21)	Bartels	Harry	Wood	Spiegel	Steele	Piacentino	Hannon	Gerlott	Cease
vs. Iowa (5/25)	Harry	Wood	Spiegel	Steele	Bartels	Gerlott	Piacentino	Hannon	Cease

## NATIONAL POLLS

## D1 Baseball (5/23)

Rank	Team	Record	Prev.
1.	Tennessee	49-7	1
2.	Virginia Tech	40-11	3
3.	Stanford	37-14	4
4.	Oregon State	41-13	2
5.	Texas A&M	35-17	6
6.	Miami	39-16	9
7.	Louisville	38-16-1	10
8.	Texas Tech	36-18	5
9.	Oklahoma State	36-18	9
<b>10.</b>	<b>Maryland</b>	<b>44-10</b>	<b>15</b>
11.	Texas State	44-11	13
12.	Gonzaga	34-15	11
13.	Arkansas	38-16	7
14.	Southern Miss	41-14	17
<b>15.</b>	<b>Virginia</b>	<b>38-15</b>	<b>12</b>
16.	Notre Dame	33-13	14
17.	UCSB	40-12	18
18.	TCU	35-18	24
19.	Texas	39-17	22
20.	UCLA	35-20	23
21.	LSU	37-18	NR
22.	Oklahoma	33-20	NR
23.	ECU	38-18	NR
24.	Auburn	37-18	19
25.	Grand Canyon	39-17	25

## Baseball America (5/23)

Rank	Team	Record	Prev.
1.	Tennessee	49-7	1
2.	Virginia Tech	40-11	3
3.	Texas A&M	35-17	4
4.	Stanford	37-14	5
5.	Miami	39-16	9
6.	Louisville	38-16-1	14
7.	Oregon State	41-13	2
8.	TCU	35-18	15
<b>9.</b>	<b>Maryland</b>	<b>44-10</b>	<b>17</b>
10.	Gonzaga	34-15	10
11.	Arkansas	38-16	7
12.	Texas Tech	36-18	6
13.	Oklahoma State	36-18	13
14.	Notre Dame	33-13	8
15.	Texas State	44-11	16
16.	Southern Miss	41-14	18
<b>17.</b>	<b>Virginia</b>	<b>38-15</b>	<b>11</b>
18.	UCLA	35-20	22
19.	Oklahoma	33-20	24
20.	Auburn	37-18	20
21.	LSU	37-18	NR
22.	Oregon	35-21	NR
23.	UCSB	40-12	23
24.	Texas	39-17	NR
25.	ECU	38-18	NR

## NCBWA (5/23)

Rank	Team	Record	Prev.
1.	Tennessee	49-7	1
2.	Virginia Tech	40-11	3
3.	Stanford	37-14	8
4.	Oregon State	41-13	2
5.	Texas A&M	35-17	4
6.	Miami	39-16	5
7.	Louisville	38-16-1	7
8.	Oklahoma State	36-18	10
9.	Texas Tech	36-18	6
10.	Arkansas	38-16	9
11.	Maryland	44-10	20
12.	Texas State	44-11	11
13.	Notre Dame	33-13	14
14.	Gonzaga	34-15	13
15.	Virginia	38-15	15
16.	Texas	39-17	17
17.	Southern Miss	41-14	18
18.	TCU	35-18	24
19.	UCSB	40-12	22
20.	LSU	37-18	21
21.	UCLA	35-20	25
22.	UConn	43-13	12
23.	Auburn	37-18	19
24.	Grand Canyon	39-17	26
25.	Vanderbilt	35-19	16
26.	Oklahoma	33-20	NR
27.	ECU	38-18	30
28.	Oregon	35-21	NR
29.	Florida	35-20	NR
30.	Florida State	32-22	23

## AWARDS/HONORS

**Cole Bartels**

CoSIDA Academic All-District (5/12)

**Kyle Hannon**

Big Ten Player of the Week (3/9)

**Travis Luensmann**

Big Ten Player To Watch

**Mason Mellott**Big Ten Sportsmanship Award  
NCBWA Stopper Of The Year  
Watch List**Johnny Piacentino**

Big Ten Player To Watch

**Josh Spiegel**

All-Big Ten Second Team

**Anthony Steele**

All-Big Ten Freshman Team

**Matt Wood**All-Big Ten First Team  
Buster Posey Award Watch List  
Big Ten Player of the Week (3/2)  
Big Ten Player To Watch  
CoSIDA Academic All-District (5/12)

**MULTI-HIT/RBI GAMES/STREAKS**

Multiple Hit Games	2	3	4	5+	Total
14 Wood, Matt	18	6	-	-	24
41 Spiegel, Josh	20	1	1	-	22
1 Harry, Jay	16	3	-	1	20
3 Bartels, Cole	11	2	1	-	14
35 Gerlott, Billy	7	2	1	-	10
22 Piacentino, Johnny	7	3	-	-	10
2 Hannon, Kyle	7	1	-	-	8
13 Kelley, Tayven	5	1	-	-	6
19 Cease, Derek	4	1	-	-	5
30 Steele, Anthony	2	1	-	-	3
7 Pittaro, C.J.	3	-	-	-	3
40 Kailher, Ben	2	-	-	-	2
4 Cooper, Tyson	1	-	-	-	1
TEAM	103	21	3	1	128

Hitting Streaks	Longest	Current
14 Wood, Matt	26	6
3 Bartels, Cole	16	7
1 Harry, Jay	14	2
41 Spiegel, Josh	7	5
7 Pittaro, C.J.	7	-
35 Gerlott, Billy	7	-
30 Steele, Anthony	6	3
2 Hannon, Kyle	6	-
19 Cease, Derek	5	-
13 Kelley, Tayven	4	-
22 Piacentino, Johnny	4	2
40 Kailher, Ben	3	-
4 Cooper, Tyson	2	-
9 Throneberry, Conno	1	1

Multiple RBI Games	2	3	4	5+	Total
14 Wood, Matt	6	3	2	1	12
41 Spiegel, Josh	5	3	2	-	10
35 Gerlott, Billy	4	2	-	1	7
22 Piacentino, Johnny	5	1	1	-	7
13 Kelley, Tayven	4	2	-	-	6
3 Bartels, Cole	4	-	1	-	5
1 Harry, Jay	3	2	-	-	5
2 Hannon, Kyle	2	1	-	1	4
7 Pittaro, C.J.	1	2	-	-	3
30 Steele, Anthony	1	1	-	-	2
19 Cease, Derek	1	-	-	-	1
TEAM	36	17	6	3	62

Reached Base Streaks	Longest	Current
14 Wood, Matt	35	35
35 Gerlott, Billy	18	17
3 Bartels, Cole	17	7
1 Harry, Jay	14	14
41 Spiegel, Josh	11	5
19 Cease, Derek	8	2
22 Piacentino, Johnny	7	7
2 Hannon, Kyle	7	-
30 Steele, Anthony	7	3
7 Pittaro, C.J.	7	-
40 Kailher, Ben	6	-
13 Kelley, Tayven	5	1
4 Cooper, Tyson	5	-
46 Burke, Noah	1	-
9 Throneberry, Conno	1	1
15 Franks, Brendan	1	-

**BIG TEN STANDINGS  
(Through 5/26)**

	Big Ten		Overall	
	W-L	Pct.	W-L	Pct.
Maryland	18-5	.783	45-10	.818
Rutgers	17-7	.708	42-14	.750
Iowa	17-7	.708	33-18	.647
Illinois	17-7	.708	32-20	.615
Michigan	12-12	.500	29-25	.537
<b>Penn State</b>	<b>11-13</b>	<b>.458</b>	<b>26-27</b>	<b>.491</b>
Purdue	9-12	.429	29-20	.592
Indiana	10-14	.417	25-31	.446
Northwestern	10-14	.417	24-27	.471
Nebraska	10-14	.417	23-30	.434
Ohio State	8-14	.364	20-31	.392
Michigan State	8-16	.333	24-30	.444
Minnesota	6-18	.250	16-36	.308



**This Week Around the BIG**

**May 27**

**Illinois:**  
vs. Indiana or Maryland

**Indiana:**  
vs. Illinois or Michigan

**Iowa:**  
vs. Purdue

**Maryland:**  
vs. Illinois or Michigan

**Michigan:**  
vs. Indiana or Maryland

**Penn State:**  
vs. Rutgers

**Purdue:**  
vs. Iowa

**Rutgers:**  
vs. Penn State

**NISSANY LIONS IN PROS**

Level	Years at PSU	2022 Team	Organization
<b>TRIPLE-A</b>			
Justin Hagenman, P	2016-18	Oklahoma City	Los Angeles Dodgers
Jim Haley, 3B	2014-16	Durham	Tampa Bay Rays
<b>DOUBLE-A</b>			
Dante Biasi, P	2017-18	NW Arkansas	Kansas City Royals
Taylor Lehman, P	2015-18	Reading	Philadelphia Phillies
<b>HIGH-A</b>			
Conor Larkin, P	2018-21	Vancouver	Toronto Blue Jays
<b>SINGLE-A</b>			
Bailey Dees, P	2018-21	Tampa	New York Yankees
Kyle Virbitsky, P	2018-21	Stockton	Oakland A's
<b>Unassigned</b>			
Eric Mock, P	2016-19	N/A	Cleveland Guardians
Justin Williams, 3B	2019-21	N/A	Houston Astros

\*As of 5/22/22

**THE LAST TIME...**

**A Penn State Team**

Won 10 or more consecutive games.....April 14-30, 2000  
 Scored 10 or more runs in a game.....19, at Pitt; May 17, 2022  
 Scored 20 or more runs in a game ..... 27, Michigan State; May 1, 2021  
 Had a 10+ run inning..... 14 (1st), at Pitt; May 17, 2022  
 Did not strikeout.....vs. Niagara; March 18, 2016  
 Turned a triple play.....8th inning, Michigan State; May 16, 2014  
 Shut out an opponent.....vs. UMass (1-0); March 13, 2022  
 Shut out consecutive opponents.....vs. Monmouth (1-0); February 15, 2019/vs. Monmouth (7-0), February 16, 2019  
 Was shut out at home.....Milwaukee (12-0); March 20, 2022  
 Was shut out on the road.....at Ohio State (11-0); May 14, 2022  
 Was shut out in consecutive games..... at Delaware (5-0); March 18, 2017/Delaware (8-0); March 19, 2017  
 Swept a three-game series at home ..... Michigan State; May 8-9, 2022  
 Swept a three-game series on the road.....at Northwestern; April 15-17, 2016  
 Swept a three-game conference series at home..... Michigan State; May 8-9, 2022  
 Swept a three-game conference series on the road.....at Northwestern; April 15-17, 2016  
 Beat a ranked opponent.....at #23 Maryland (6-4, 10 inn); April 2, 2022  
 Beat a ranked opponent on the road.....at #23 Maryland (6-4, 10 inn); April 2, 2022  
 Beat a Top-5 ranked opponent.....at #1 North Carolina (3-2); March 3, 2007  
 Won a series against a ranked opponent.....at #16 Michigan (four games); April 12-13, 2007  
 Won a series against a ranked opponent on the road.....at #16 Michigan (four games); April 12-13, 2007  
 Played an extra-inning game.....Illinois (L, 3-7, 10); May 20, 2022  
 Played a 12+ inning game .....Iowa (W, 5-4, 12); May 20, 2016  
 Played a 15+ inning game ..... Illinois (L, 4-2, 15); April 25, 2015

**A Penn State Player**

Hit two home runs in a game.....Billy Gerlott/Kyle Hannon/Matt Wood (2), at Ohio State; May 13, 2022  
 Two players with two home runs in a game.....Billy Gerlott/Kyle Hannon/Matt Wood (2), at Ohio State; May 13, 2022  
 Hit three home runs in a game.....Johnny Piacentino (3), vs. Northwestern; March 7, 2021  
 Led off game with a home run.....Gavin Homer, at Rutgers; April 4, 2021  
 Hit a grand slam.....Justin Williams, Rutgers, May 17, 2021  
 Hit back-to-back homers.....Billy Gerlott/Kyle Hannon (1st), at Ohio State; May 13, 2022  
 Hit a walk-off home run.....Curtis Robison, Wagner; February 23, 2020  
 Hit a pinch-hit home run.....Billy Gerlott, at Minnesota; April 24, 2022  
 Hit an inside-the-park home run.....Kris Kremer, Pittsburgh; April 10, 2019  
 Had five or more RBI in a game.....Kyle Hannon (5), at Pitt; May 17, 2022  
 Had seven or more RBI in a game.....Aaron Novak (8), at Charleston Southern; March 8, 2015  
 Had four hits in a game.....Cole Bartels (4), Illinois; May 19, 2022  
 Had five hits in a game.....Jay Harry (6), Michigan State; May 9, 2022  
 Had six hits in a game.....Jay Harry (6), Michigan State; May 9, 2022  
 Had two hits in an inning.....Johnny Piacentino, at Pitt (9th); May 17, 2022  
 Stole three or more bases.....Greg Guers, Bucknell; April 19, 2016  
 Had a 10-game hit streak.....Matt Wood (26); March 25-May 9, 2022  
 Had a 20-game hit streak.....Matt Wood (26); March 25-May 9, 2022

Had 10 or more strikeouts.....Kyle Virbitsky (12), vs. Minnesota; May 29, 2021  
 Pitched a complete game.....Jaden Henline, Michigan State; May 8, 2022  
 Pitched a nine-inning complete game.....Jaden Henline, Michigan State; May 8, 2022  
 Pitched a combined nine-inning shutout.....Mason Mellott/Tyler Shingledecker/Jaden Henline, vs. UMass; March 13, 2022  
 Pitched an individual nine-inning shutout.....Greg Welsh, Michigan State; May 17, 2013  
 Pitched a no-hitter.....Steven Hill, at Iowa; April 21, 2012

\*Active Streak

HITTING CAREER HIGHS



#3 COLE BARTELS

Career Bests

Hits	4	vs. Illinois	5/19/22
Runs	3	vs. Michigan State	5/8/22
Doubles	2	vs. Mount St. Mary's	4/20/22
Triples	1	vs. Rutgers	5/17/21
Home Runs	1	3x, last vs. West Virginia	4/10/22
RBI	4	vs. Mount St. Mary's	4/20/22
Walks	2	7x, last vs. Michigan State	5/8/22
Stolen Bases	2	vs. Michigan State	5/2/21



#46 NOAH BURKE

Career Bests

Hits	n/a		
Runs	n/a		
Doubles	n/a		
Triples	n/a		
Home Runs	n/a		
RBI	n/a		
Walks	1	vs. Rutgers	3/26/22
Stolen Bases	n/a		



#19 DEREK CEASE

Career Bests

Hits	3	at Pitt	5/17/22
Runs	2	3x, last vs. Omaha	4/30/22
Doubles	1	2x, last vs. Michigan State	5/8/22
Triples	n/a		
Home Runs	n/a		
RBI	2	at Pitt	5/17/22
Walks	2	2x, last at Ohio State	5/15/22
Stolen Bases	1	3x, last vs. Michigan State	5/8/22



#23 JAKE COOPER

Career Bests

Hits	n/a		
Runs	n/a		
Doubles	n/a		
Triples	n/a		
Home Runs	n/a		
RBI	n/a		
Walks	n/a		
Stolen Bases	n/a		



#4 TYSON COOPER

Career Bests

Hits	2	vs. Bucknell	4/6/22
Runs	2	vs. Mount St. Mary's	4/20/22
Doubles	1	vs. Michigan State	5/2/21
Triples	n/a		
Home Runs	n/a		
RBI	1	2x, last vs. Michigan State	5/2/21
Walks	3	vs. Michigan	3/27/21
Stolen Bases	1	at Rutgers	4/4/21



#5 CARSON ERTTER

Career Bests

IP	0.1	vs. Illinois	5/19/22
Longest Start	n/a		
Longest Relief	0.1	vs. Illinois	5/19/22
Hits	0	vs. Illinois	5/19/22
Runs	0	vs. Illinois	5/19/22
Earned Runs	0	vs. Illinois	5/19/22
Walks	1	vs. Illinois	5/19/22
Strikeouts	1	vs. Illinois	5/19/22

HITTING CAREER HIGHS



#15 BRENDEN FRANKS

Career Bests

Hits	1	2x, last vs. Princeton	2/29/20
Runs	1	3x, last vs. Illinois	5/21/22
Doubles	n/a		
Triples	n/a		
Home Runs	n/a		
RBI	n/a		
Walks	1	vs. LIU	2/19/22
Stolen Bases	n/a		



#35 BILLY GERLOTT

Career Bests

Hits	4	at Ohio State	5/13/22
Runs	3	at Ohio State	5/13/22
Doubles	2	at Ohio State	5/13/22
Triples	1	2x, last at West Virginia	4/27/22
Home Runs	2	at Ohio State	5/13/22
RBI	5	at Ohio State	5/13/22
Walks	2	4x, last vs. Illinois	5/21/22
Stolen Bases	1	4x, last vs. Bucknell	4/26/22



#2 KYLE HANNON

Career Bests

Hits	3	at Virginia	3/5/22
Runs	3	at Pitt	5/17/22
Doubles	1	8x, last vs. Illinois	5/20/22
Triples	1	2x, last vs. Milwaukee	3/19/22
Home Runs	2	at Ohio State	5/13/22
RBI	3	at Ohio State	5/13/22
Walks	2	2x, last at Pitt	5/17/22
Stolen Bases	2	at Pitt	5/17/22



#1 JAY HARRY

Career Bests

Hits	6	vs. Michigan State	5/9/22
Runs	3	3x, last at Ohio State	5/13/22
Doubles	2	vs. Northwestern	3/7/21
Triples	1	2x, last at Minnesota	4/24/22
Home Runs	2	vs. Rutgers	3/25/22
RBI	6	vs. Michigan State	5/1/21
Walks	2	3x, last at Ohio State	5/13/22
Stolen Bases	1	5x, last vs. Omaha	4/29/22



#40 BEN KAILHER

Career Bests

Hits	2	3x, last at Minnesota	4/23/22
Runs	2	vs. Mount St. Mary's	4/20/22
Doubles	1	2x, last at West Virginia	4/27/22
Triples	1	vs. Fairleigh Dickinson	3/8/20
Home Runs	n/a		
RBI	2	vs. Princeton	2/28/20
Walks	2	3x, last vs. Mount St. Mary's	4/20/22
Stolen Bases	2	vs. Mount St. Mary's	4/20/22



#13 TAYVEN KELLEY

Career Bests

Hits	3	vs. Michigan State	5/8/22
Runs	3	vs. Michigan State	5/8/22
Doubles	1	17x, last vs. Michigan State	5/9/22
Triples	1	5x, last at Pitt	5/17/22
Home Runs	1	at Ohio State	4/25/21
RBI	3	2x, last at Pitt	5/17/22
Walks	2	2x, last at Pitt	5/17/22
Stolen Bases	1	2x, last at Ohio State	5/14/22

HITTING CAREER HIGHS



#34 RICHIE PALTRIDGE

Career Bests

Hits	n/a
Runs	n/a
Doubles	n/a
Triples	n/a
Home Runs	n/a
RBI	n/a
Walks	n/a
Stolen Bases	n/a



#22 JOHNNY PIACENTINO

Career Bests

Hits	5	vs. Michigan State	5/1/21
Runs	4	2x, last vs. Michigan State	5/1/21
Doubles	3	vs. Michigan State	5/1/21
Triples	1	4x, last vs. Illinois	5/21/22
Home Runs	3	vs. Northwestern	3/7/21
RBI	5	2x, last vs. Michigan State	5/1/21
Walks	2	7x, last at Ohio State	5/15/22
Stolen Bases	2	vs. Princeton	2/29/20



#7 C.J. PITTARO

Career Bests\*

Hits	2	3x, last at Northwestern	4/9/22
Runs	2	2x, last vs. Rutgers	3/25/22
Doubles	1	3x, last at Northwestern	4/9/22
Triples	n/a		
Home Runs	n/a		
RBI	3	2x, last vs. Rutgers	3/26/22
Walks	2	2x, last vs. Purdue	4/14/22
Stolen Bases	1	vs. Bucknell	4/6/22

\*At Vanderbilt (2021)



#41 JOSH SPIEGEL

Career Bests

Hits	4	vs. Purdue	4/16/22
Runs	3	2x, last at Pitt	5/17/22
Doubles	2	4x, last at Ohio State	5/13/22
Triples	1	3x, last vs. Bucknell	4/26/22
Home Runs	2	vs. Northwestern	3/5/21
RBI	4	2x, last at Pitt	5/17/22
Walks	3	vs. Minnesota	5/29/21
Stolen Bases	1	at Illinois	5/23/21



#30 ANTHONY STEELE

Career Bests

Hits	3	vs. Maine	2/25/22
Runs	1	5x, last vs. Purdue	4/14/22
Doubles	1	vs. West Virginia	4/10/22
Triples	1	vs. Maine	2/26/22
Home Runs	1	at VMI	3/8/22
RBI	2	2x, last vs. Iowa	5/26/22
Walks	2	at Minnesota	4/23/22
Stolen Bases	1	vs. Maine	2/25/22




#9 CONNOR THRONEBERRY

Career Bests

Hits	1	vs. UMass	3/12/22
Runs	1	vs. UMass	3/12/22
Doubles	n/a		
Triples	n/a		
Home Runs	n/a		
RBI	n/a		
Walks	n/a		
Stolen Bases	n/a		

HITTING CAREER HIGHS/PITCHING CAREER BESTS



#14 MATT WOOD

Career Bests

Hits	3	11x, last vs. Michigan State	5/8/22
Runs	4	2x, last at Pitt	5/17/22
Doubles	2	vs. Nebraska	4/16/21
Triples	1	4x, last at Minnesota	4/22/22
Home Runs	2	vs. LIU	2/19/22
RBI	5	vs. Michigan State	5/8/22
Walks	3	3x, last vs. Michigan State	5/9/22
Stolen Bases	1	7x, last vs. Omaha	4/30/22



#19 DEREK CEASE

Career Bests

IP	1.0	vs. Monmouth	2/18/22
Longest Start	n/a		
Longest Relief	1.0	vs. Monmouth	2/18/22
Hits	1	vs. Monmouth	2/18/22
Runs	1	vs. Monmouth	2/18/22
Earned Runs	0	vs. Monmouth	2/18/22
Walks	3	vs. Monmouth	2/18/22
Strikeouts	1	vs. Monmouth	2/18/22



#49 BEN DEMELL

Career Bests

IP	1.2	vs. LIU	2/19/22
Longest Start	n/a		
Longest Relief	1.2	vs. LIU	2/19/22
Hits	1	vs. LIU	2/19/22
Runs	0	vs. LIU	2/19/22
Earned Runs	0	vs. LIU	2/19/22
Walks	3	vs. LIU	2/19/22
Strikeouts	2	vs. LIU	2/19/22



#28 HUTCH GAGNON

Career Bests

IP	5.0	vs. Princeton	2/29/20
Longest Start	5.0	vs. Princeton	2/29/20
Longest Relief	3.0	2x, last vs. Wagner	2/23/20
Hits	0	8x, last at Purdue	5/27/21
Runs	0	17x, last at Iowa	5/7/21
Earned Runs	0	18x, last vs. Rutgers	5/16/21
Walks	0	16x, last at Illinois	5/22/21
Strikeouts	6	vs. Princeton	2/29/20



#17 SENECA GREGORY

Career Bests

IP	2.1	vs. UMass	3/12/22
Longest Start	n/a		
Longest Relief	2.1	vs. UMass	3/12/22
Hits	0	at VMI	3/8/22
Runs	0	3x, last vs. St. Bonaventure	3/30/22
Earned Runs	0	3x, last vs. St. Bonaventure	3/30/22
Walks	0	3x, last vs. St. Bonaventure	3/30/22
Strikeouts	4	vs. UMass	3/12/22



#24 JADEN HENLINE

Career Bests

IP	9.0	vs. Michigan State	5/8/22
Longest Start	9.0	vs. Michigan State	5/8/22
Longest Relief	4.2	vs. Omaha	4/29/22
Hits	0	4x, last vs. UMass	3/13/22
Runs	0	9x, last vs. Omaha	4/29/22
Earned Runs	0	10x, last vs. Omaha	4/29/22
Walks	0	13x, last at Ohio State	5/13/22
Strikeouts	6	3x, last vs. Michigan State	5/8/22



**PITCHING CAREER BESTS**



**#29 CARSON KOHLS**

**Career Bests**

IP	3.2	vs. West Virginia	4/12/22
Longest Start	2.2	vs. Mount St. Mary's	4/20/22
Longest Relief	3.2	vs. West Virginia	4/12/22
Hits	0	4x, last vs. Illinois	5/21/22
Runs	0	8x, last vs. Illinois	5/21/22
Earned Runs	0	11x, last vs. Illinois	5/21/22
Walks	0	8x, last vs. Illinois	5/21/22
Strikeouts	5	vs. Bucknell	4/6/22



**#33 TRAVIS LUENSMANN**

**Career Bests\***

IP	6.0	3x, last at Minnesota	4/23/22
Longest Start	6.0	3x, last at Minnesota	4/23/22
Longest Relief	3.1	vs. Iowa	5/26/22
Hits	0	2x, last at Winthrop	3/2/21
Runs	0	5x, last vs. Iowa	5/26/22
Earned Runs	0	7x, last vs. Iowa	5/26/22
Walks	0	5x, last at Northwestern	4/9/22
Strikeouts	8	vs. Maine	2/25/22

\*At South Carolina (2021)



**#18 MASON MELLOTT**

**Career Bests**

IP	5.0	vs. UMass	3/13/22
Longest Start	5.0	vs. UMass	3/13/22
Longest Relief	4.2	2x, last vs. Duke	3/2/19
Hits	0	13x, last vs. Purdue	4/16/22
Runs	0	33x, last at West Virginia	4/27/22
Earned Runs	0	47x, last vs. Michigan State	5/9/22
Walks	0	40x, last at Ohio State	5/15/22
Strikeouts	5	6x, last at Ohio State	4/25/21



**#21 STEVEN MILLER**

**Career Bests**

IP	4.1	at Maryland	4/2/22
Longest Start	n/a		
Longest Relief	4.1	at Maryland	4/2/22
Hits	0	9x, last vs. Michigan State	5/9/22
Runs	0	22x, last at Pitt	5/17/22
Earned Runs	0	24x, last at Pitt	5/17/22
Walks	0	18x, last at Pitt	5/17/22
Strikeouts	6	vs. Milwaukee	3/19/22



**#27 TOMMY MOLSKY**

**Career Bests**

IP	6.0	vs. Northeastern	2/20/22
Longest Start	6.0	vs. Northeastern	2/20/22
Longest Relief	4.0	vs. Mount St. Mary's	4/20/22
Hits	0	2x, last vs. St. Bonaventure	3/30/22
Runs	0	3x, last at Pitt	5/17/22
Earned Runs	0	4x, last at Pitt	5/17/22
Walks	0	4x, last vs. West Virginia	4/12/22
Strikeouts	6	2x, last vs. UMass	3/12/22



**#37 JORDAN MORALES**

**Career Bests\***

IP	7.0	vs. St. Bonaventure	4/24/21
Longest Start	7.0	vs. St. Bonaventure	4/24/21
Longest Relief	3.0	3x, last vs. Omaha	4/30/22
Hits	0	11x, last vs. Omaha	4/30/22
Runs	0	23x, last vs. Illinois	5/21/22
Earned Runs	0	25x, last vs. Illinois	5/21/22
Walks	0	27x, last at Ohio State	5/13/22
Strikeouts	9	vs. Saint Joseph's	5/8/21

\*At LaSalle (2020-21)


PITCHING CAREER BESTS



#6 JOE NASTASI

Career Bests

IP	n/a
Longest Start	n/a
Longest Relief	n/a
Hits	n/a
Runs	n/a
Earned Runs	n/a
Walks	n/a
Strikeouts	n/a



#31 RYAN PARTRIDGE

Career Bests

IP	3.1	vs. Illinois	5/19/22
Longest Start	n/a		
Longest Relief	3.1	vs. Illinois	5/19/22
Hits	0	9x, last vs. Purdue	4/15/22
Runs	0	17x, last at Ohio State	5/15/22
Earned Runs	0	18x, last at Ohio State	5/15/22
Walks	0	12x, last at West Virginia	4/27/22
Strikeouts	3	vs. West Virginia	4/12/22



#25 CHASE RENNER

Career Bests

IP	2.0	3x, last vs. Bucknell	4/6/22
Longest Start	1.0	vs. Rutgers	3/25/22
Longest Relief	2.0	3x, last vs. Bucknell	4/6/22
Hits	0	4x, last vs. West Virginia	4/10/22
Runs	0	6x, last at Minnesota	4/22/22
Earned Runs	0	6x, last at Minnesota	4/22/22
Walks	0	4x, last at Minnesota	4/22/22
Strikeouts	4	vs. Bucknell	4/6/22



#11 CHAD ROGERS

Career Bests

IP	3.0	vs. Northwestern	3/7/21
Longest Start	n/a		
Longest Relief	3.0	vs. Northwestern	3/7/21
Hits	0	at Ohio State	4/24/21
Runs	0	3x, last at Georgetown	5/10/22
Earned Runs	0	3x, last at Georgetown	5/10/22
Walks	0	at Georgetown	5/10/22
Strikeouts	4	at Georgetown	5/10/22



#20 BLAISE SCLAFANI

Career Bests

IP	3.0*	vs. Northeastern	4/30/19
Longest Start	n/a		
Longest Relief	3.0*	vs. Northeastern	4/30/19
Hits	0	7x, last vs. Rutgers	3/26/22
Runs	0*	10x, last vs. Rutgers	3/26/22
Earned Runs	0	12x, last vs. Rutgers	3/26/22
Walks	0	9x, last vs. Rutgers	3/26/22
Strikeouts	3*	3x, last vs. Canisius	2/15/20



#36 TYLER SHINGLEDECKER

Career Bests

IP	5.2	vs. Iowa	5/26/22
Longest Start	5.2	vs. Iowa	5/26/22
Longest Relief	4.1	2x, last vs. Illinois	5/20/22
Hits	0	21x, last vs. UMass	3/13/22
Runs	0	26x, last at Ohio State	5/15/22
Earned Runs	0	33x, last at Ohio State	5/15/22
Walks	0	19x, last at West Virginia	4/27/22
Strikeouts	9	vs. Northwestern	3/5/21

\*At UMass Lowell (2020-21)

PITCHING CAREER BESTS



#30 ANTHONY STEELE

Career Bests

IP	1.0	3x, last at Ohio State	5/14/22
Longest Start	0.2	vs. Bucknell	4/6/22
Longest Relief	1.0	3x, last at Ohio State	5/14/22
Hits	0	vs. Youngstown State	3/22/22
Runs	0	3x, last vs. Youngstown State	3/22/22
Earned Runs	0	4x, last at Ohio State	5/14/22
Walks	0	3x, last at Ohio State	5/14/22
Strikeouts	2	2x, last vs. Youngstown State	3/22/22



#12 KELLAN TULIO

Career Bests\*

IP	6.0	vs. Maine	2/26/22
Longest Start	6.0	vs. Maine	2/26/22
Longest Relief	2.1	2x, last vs. Michigan State	5/9/22
Hits	0	8x, last vs. St. Bonaventure	3/30/22
Runs	0	8x, last vs. St. Bonaventure	3/30/22
Earned Runs	0	8x, last vs. St. Bonaventure	3/30/22
Walks	0	5x, last vs. St. Bonaventure	3/30/22
Strikeouts	7	at Northwestern	4/9/22

\*At Louisville (2020-21)

CAREER STATS

**#3 COLE BARTELS IF/OF R/R GR. 6-3/195 BELMONT, MASS.**

Year	Avg	GP-GS	AB	R	H	2B	3B	HR	RBI	TB	SLG%	BB	HBP	SO	GDP	OB%	SF	SH	SB-ATT	PO	A	E	FLD%
2018	.000	17-3	0	0	0	0	0	0	0	0	.000	0	0	0	0	.000	0	0	0-0	0	1	0	1.000
2019	.000	7-3	0	0	0	0	0	0	0	0	.000	0	0	0	0	.000	0	0	0-0	1	1	1	.667
2020	.273	8-7	22	8	6	2	0	0	3	8	.364	7	1	4	0	.452	1	0	1-1	53	1	0	1.000
2021	.245	35-26	98	13	24	4	1	1	13	33	.337	13	1	21	4	.333	2	1	3-3	141	11	2	.987
2022	.278	53-53	209	36	58	9	0	2	22	74	.349	26	9	23	2	.377	3	0	5-6	264	12	3	.989
<b>TOTAL</b>	<b>.267</b>	<b>120-92</b>	<b>329</b>	<b>57</b>	<b>88</b>	<b>15</b>	<b>1</b>	<b>3</b>	<b>38</b>	<b>115</b>	<b>.347</b>	<b>46</b>	<b>11</b>	<b>48</b>	<b>6</b>	<b>.370</b>	<b>6</b>	<b>1</b>	<b>9-10</b>	<b>459</b>	<b>28</b>	<b>6</b>	<b>.988</b>

**#46 NOAH BURKE OF L/R FR. 6-0/192 PITTSBURGH, PA.**

Year	Avg	GP-GS	AB	R	H	2B	3B	HR	RBI	TB	SLG%	BB	HBP	SO	GDP	OB%	SF	SH	SB-ATT	PO	A	E	FLD%
2022	.000	6-0	5	0	0	0	0	0	0	0	.000	1	1	3	0	.286	0	0	0-0	0	0	0	.000
<b>TOTAL</b>	<b>.000</b>	<b>6-0</b>	<b>5</b>	<b>0</b>	<b>0</b>	<b>0</b>	<b>0</b>	<b>0</b>	<b>0</b>	<b>0</b>	<b>.000</b>	<b>1</b>	<b>1</b>	<b>3</b>	<b>0</b>	<b>.386</b>	<b>0</b>	<b>0</b>	<b>0-0</b>	<b>0</b>	<b>0</b>	<b>0</b>	<b>.000</b>

**#19 DEREK CEASE IF/P R/R FR. 5-8/150 PLYMOUTH, PA.**

Year	Avg	GP-GS	AB	R	H	2B	3B	HR	RBI	TB	SLG%	BB	HBP	SO	GDP	OB%	SF	SH	SB-ATT	PO	A	E	FLD%
2022	.227	41-26	88	16	20	2	0	0	7	22	.250	17	2	18	1	.364	0	0	3-3	35	74	7	.940
<b>TOTAL</b>	<b>.227</b>	<b>41-26</b>	<b>88</b>	<b>16</b>	<b>20</b>	<b>2</b>	<b>0</b>	<b>0</b>	<b>7</b>	<b>22</b>	<b>.250</b>	<b>17</b>	<b>2</b>	<b>18</b>	<b>1</b>	<b>.364</b>	<b>0</b>	<b>0</b>	<b>3-3</b>	<b>35</b>	<b>74</b>	<b>7</b>	<b>.940</b>

Year	ERA	W-L	APP	GS	CG	SHO	SV	IP	H	R	ER	BB	SO	2B	3B	HR	BF	BAA	WP	HBP	BK	SFA	SHA
2022	0.00	0-0	1	0	0	0/0	0	1.0	1	1	0	3	1	0	0	0	7	.250	0	0	0	0	0
<b>TOTAL</b>	<b>0.00</b>	<b>0-0</b>	<b>1</b>	<b>0</b>	<b>0</b>	<b>0/0</b>	<b>0</b>	<b>1.0</b>	<b>1</b>	<b>1</b>	<b>0</b>	<b>3</b>	<b>1</b>	<b>0</b>	<b>0</b>	<b>0</b>	<b>7</b>	<b>.250</b>	<b>0</b>	<b>0</b>	<b>0</b>	<b>0</b>	<b>0</b>

**#23 JAKE COOPER IF R/R FR. 5-9/195 STATE COLLEGE, PA.**

Year	Avg	GP-GS	AB	R	H	2B	3B	HR	RBI	TB	SLG%	BB	HBP	SO	GDP	OB%	SF	SH	SB-ATT	PO	A	E	FLD%
2022	.000	8-4	14	0	0	0	0	0	0	0	.000	0	0	6	0	.000	0	1	0-0	1	10	1	.917
<b>TOTAL</b>	<b>.000</b>	<b>8-4</b>	<b>14</b>	<b>0</b>	<b>0</b>	<b>0</b>	<b>0</b>	<b>0</b>	<b>0</b>	<b>0</b>	<b>.000</b>	<b>0</b>	<b>0</b>	<b>6</b>	<b>0</b>	<b>.000</b>	<b>0</b>	<b>1</b>	<b>0-0</b>	<b>1</b>	<b>10</b>	<b>1</b>	<b>.917</b>

**#4 TYSON COOPER C/IF S/R R-SO. 5-9/200 STATE COLLEGE, PA.**

Year	Avg	GP-GS	AB	R	H	2B	3B	HR	RBI	TB	SLG%	BB	HBP	SO	GDP	OB%	SF	SH	SB-ATT	PO	A	E	FLD%
2021	.111	11-3	18	2	2	1	0	0	2	3	.167	6	0	8	0	.333	0	0	1-1	16	1	0	1.000
2022	.111	19-10	36	3	4	0	0	0	0	4	.111	6	0	7	1	.238	0	2	0-2	53	12	2	.970
<b>TOTAL</b>	<b>.111</b>	<b>30-13</b>	<b>54</b>	<b>5</b>	<b>6</b>	<b>1</b>	<b>0</b>	<b>0</b>	<b>2</b>	<b>6</b>	<b>.130</b>	<b>12</b>	<b>0</b>	<b>15</b>	<b>1</b>	<b>.273</b>	<b>0</b>	<b>2</b>	<b>1-3</b>	<b>69</b>	<b>13</b>	<b>2</b>	<b>.976</b>

**#49 BEN DEMELL IF/P L/R FR. 6-5/205 CONCORD, OHIO**

Year	Avg	GP-GS	AB	R	H	2B	3B	HR	RBI	TB	SLG%	BB	HBP	SO	GDP	OB%	SF	SH	SB-ATT	PO	A	E	FLD%
2022	-	-	-	-	-	-	-	-	-	-	-	-	-	-	-	-	-	-	-	-	-	-	-
<b>TOTAL</b>	<b>-</b>	<b>-</b>	<b>-</b>	<b>-</b>	<b>-</b>	<b>-</b>	<b>-</b>	<b>-</b>	<b>-</b>	<b>-</b>	<b>-</b>	<b>-</b>	<b>-</b>	<b>-</b>	<b>-</b>	<b>-</b>	<b>-</b>	<b>-</b>	<b>-</b>	<b>-</b>	<b>-</b>	<b>-</b>	<b>-</b>

Year	ERA	W-L	APP	GS	CG	SHO	SV	IP	H	R	ER	BB	SO	2B	3B	HR	BF	BAA	WP	HBP	BK	SFA	SHA
2022	0.00	0-0	1	0	0	0/0	0	1.2	0	0	0	0	0	0	0	0	0	.000	0	0	0	0	0
<b>TOTAL</b>	<b>0.00</b>	<b>0-0</b>	<b>1</b>	<b>0</b>	<b>0</b>	<b>0/0</b>	<b>0</b>	<b>1.2</b>	<b>0</b>	<b>0</b>	<b>0</b>	<b>0</b>	<b>0</b>	<b>0</b>	<b>0</b>	<b>0</b>	<b>0</b>	<b>.000</b>	<b>0</b>	<b>0</b>	<b>0</b>	<b>0</b>	<b>0</b>

**#5 CARSON ERTTER OF/P L/L JR. 5-10/175 EBENSBURG, PA.**

Year	ERA	W-L	APP	GS	CG	SHO	SV	IP	H	R	ER	BB	SO	2B	3B	HR	BF	BAA	WP	HBP	BK	SFA	SHA
2020	-	-	-	-	-	-	-	-	-	-	-	-	-	-	-	-	-	-	-	-	-	-	-
2021	-	-	-	-	-	-	-	-	-	-	-	-	-	-	-	-	-	-	-	-	-	-	-
2022	0.00	0-0	1	0	0	0/0	0	0.1	0	0	0	1	1	0	0	0	3	.000	1	1	0	0	0
<b>TOTAL</b>	<b>0.00</b>	<b>0-0</b>	<b>1</b>	<b>0</b>	<b>0</b>	<b>0/0</b>	<b>0</b>	<b>0.1</b>	<b>0</b>	<b>0</b>	<b>0</b>	<b>1</b>	<b>1</b>	<b>0</b>	<b>0</b>	<b>0</b>	<b>3</b>	<b>.000</b>	<b>1</b>	<b>1</b>	<b>0</b>	<b>0</b>	<b>0</b>

**CAREER STATS**

**#15 BRENDEN FRANKS IF R/R JR. 6-3/205 STATE COLLEGE, PA.**

Year	Avg	GP-GS	AB	R	H	2B	3B	HR	RBI	TB	SLG%	BB	HBP	SO	GDP	OB%	SF	SH	SB-ATT	PO	A	E	FLD%
2020	.667	4-0	3	1	2	0	0	0	0	2	.667	0	0	1	0	.667	0	0	0-0	2	0	0	1.000
2021	.000	4-0	3	1	0	0	0	0	0	0	.000	0	1	2	0	.250	0	0	0-0	4	0	0	1.000
2022	.000	10-0	5	1	0	0	0	0	0	0	.000	1	0	2	1	.167	0	0	0-0	0	0	0	1.000
<b>TOTAL</b>	<b>.182</b>	<b>18-0</b>	<b>11</b>	<b>3</b>	<b>2</b>	<b>0</b>	<b>0</b>	<b>0</b>	<b>0</b>	<b>2</b>	<b>.182</b>	<b>1</b>	<b>1</b>	<b>5</b>	<b>1</b>	<b>.308</b>	<b>0</b>	<b>0</b>	<b>0-0</b>	<b>6</b>	<b>0</b>	<b>0</b>	<b>1.000</b>
Year	Avg	GP-GS	AB	R	H	2B	3B	HR	RBI	TB	SLG%	BB	HBP	SO	GDP	OB%	SF	SH	SB-ATT	PO	A	E	FLD%
2020	-	-	-	-	-	-	-	-	-	-	-	-	-	-	-	-	-	-	-	-	-	-	-
2021	-	-	-	-	-	-	-	-	-	-	-	-	-	-	-	-	-	-	-	-	-	-	-
2022	-	-	-	-	-	-	-	-	-	-	-	-	-	-	-	-	-	-	-	-	-	-	-
<b>TOTAL</b>	<b>-</b>	<b>-</b>	<b>-</b>	<b>-</b>	<b>-</b>	<b>-</b>	<b>-</b>	<b>-</b>	<b>-</b>	<b>-</b>	<b>-</b>	<b>-</b>	<b>-</b>	<b>-</b>	<b>-</b>	<b>-</b>	<b>-</b>	<b>-</b>	<b>-</b>	<b>-</b>	<b>-</b>	<b>-</b>	<b>-</b>

**#28 HUTCH GAGNON LHP L/L SR. 6-3/220 DOWNINGTOWN, PA.**

Year	ERA	W-L	App	GS	CG	SHO	SV	IP	H	R	ER	BB	SO	2B	3B	HR	BF	B/Avg	WP	HBP	BK	SFA	SHA
2019	5.59	0-1	18	0	0	0/0	0	19.1	21	12	12	11	21	4	1	2	93	.273	3	3	0	0	2
2020	3.21	1-0	4	2	0	0/0	0	14.0	15	5	5	6	17	4	1	0	62	.268	0	0	0	0	0
2021	6.75	0-1	11	0	0	0/0	0	12.0	18	10	9	4	13	3	1	1	64	.327	2	3	0	1	1
2022	-	-	-	-	-	-	-	-	-	-	-	-	-	-	-	-	-	-	-	-	-	-	-
<b>TOTAL</b>	<b>5.16</b>	<b>1-2</b>	<b>33</b>	<b>2</b>	<b>0</b>	<b>0/0</b>	<b>0</b>	<b>45.1</b>	<b>54</b>	<b>27</b>	<b>26</b>	<b>21</b>	<b>51</b>	<b>11</b>	<b>3</b>	<b>3</b>	<b>219</b>	<b>.287</b>	<b>5</b>	<b>6</b>	<b>0</b>	<b>1</b>	<b>3</b>

**#35 BILLY GERLOTT OF/IF R/R SO. 6-1/195 AUBURN, PA.**

Year	Avg	GP-GS	AB	R	H	2B	3B	HR	RBI	TB	SLG%	BB	HBP	SO	GDP	OB%	SF	SH	SB-ATT	PO	A	E	FLD%
2021	-	-	-	-	-	-	-	-	-	-	-	-	-	-	-	-	-	-	-	-	-	-	-
2022	.240	52-49	183	25	44	12	2	6	32	78	.426	22	5	50	7	.335	2	0	4-6	76	3	1	.988
<b>TOTAL</b>	<b>.240</b>	<b>52-49</b>	<b>183</b>	<b>25</b>	<b>44</b>	<b>12</b>	<b>2</b>	<b>6</b>	<b>32</b>	<b>78</b>	<b>.426</b>	<b>22</b>	<b>5</b>	<b>50</b>	<b>7</b>	<b>.335</b>	<b>2</b>	<b>0</b>	<b>4-6</b>	<b>76</b>	<b>3</b>	<b>1</b>	<b>.988</b>

**#17 SENECA GREGORY RHP R/R FR. 6-4/225 STAFFORD, VA.**

Year	ERA	W-L	APP	GS	CG	SHO	SV	IP	H	R	ER	BB	SO	2B	3B	HR	BF	BAA	WP	HBP	BK	SFA	SHA
2022	10.80	0-0	6	0	0	0/0	0	6.2	10	9	8	4	7	2	0	0	36	.345	1	2	0	0	1
<b>TOTAL</b>	<b>10.80</b>	<b>0-0</b>	<b>6</b>	<b>0</b>	<b>0</b>	<b>0/0</b>	<b>0</b>	<b>6.2</b>	<b>10</b>	<b>9</b>	<b>8</b>	<b>4</b>	<b>7</b>	<b>2</b>	<b>0</b>	<b>0</b>	<b>36</b>	<b>.345</b>	<b>1</b>	<b>2</b>	<b>0</b>	<b>0</b>	<b>1</b>

**#2 KYLE HANNON IF/OF L/R SO. 5-10/194 HARRISBURG, PA.**

Year	Avg	GP-GS	AB	R	H	2B	3B	HR	RBI	TB	SLG%	BB	HBP	SO	GDP	OB%	SF	SH	SB-ATT	PO	A	E	FLD%
2021	.133	12-9	30	3	4	1	1	0	1	7	.233	2	0	12	0	.188	0	1	0-0	15	0	0	1.000
2022	.238	34-32	122	19	29	7	1	4	19	51	.410	11	2	32	3	.309	1	0	7-7	30	68	14	.875
<b>TOTAL</b>	<b>.217</b>	<b>46-41</b>	<b>152</b>	<b>22</b>	<b>33</b>	<b>8</b>	<b>2</b>	<b>4</b>	<b>20</b>	<b>58</b>	<b>.375</b>	<b>13</b>	<b>2</b>	<b>44</b>	<b>3</b>	<b>.286</b>	<b>1</b>	<b>1</b>	<b>7-7</b>	<b>45</b>	<b>68</b>	<b>14</b>	<b>.890</b>

**#1 JAY HARRY IF L/R SO. 6-0/195 METUCHEN, N.J.**

Year	Avg	GP-GS	AB	R	H	2B	3B	HR	RBI	TB	SLG%	BB	HBP	SO	GDP	OB%	SF	SH	SB-ATT	PO	A	E	FLD%
2021	.268	42-42	142	22	38	10	0	1	18	51	.359	12	4	25	2	.335	3	0	1-1	58	101	11	.935
2022	.337	52-51	205	40	69	10	2	5	24	99	.478	22	6	23	0	.415	1	0	4-7	61	155	9	.960
<b>TOTAL</b>	<b>.308</b>	<b>94-93</b>	<b>347</b>	<b>62</b>	<b>107</b>	<b>20</b>	<b>2</b>	<b>6</b>	<b>42</b>	<b>150</b>	<b>.429</b>	<b>34</b>	<b>10</b>	<b>48</b>	<b>2</b>	<b>.382</b>	<b>4</b>	<b>0</b>	<b>5-8</b>	<b>119</b>	<b>256</b>	<b>20</b>	<b>.949</b>

CAREER STATS

**#24 JADEN HENLINE RHP L/R SO. 6-2/195 NEW CUMBERLAND, PA.**

Year	ERA	W-L	App	GS	CG	SHO	SV	IP	H	R	ER	BB	SO	2B	3B	HR	BF	B/Avg	WP	HBP	BK	SFA	SHA
2021	3.72	0-0	9	3	0	0/0	0	19.1	17	8	8	8	22	2	0	2	86	.230	1	3	0	0	1
2022	5.27	2-3	16	7	1	0/1	3	56.1	69	40	33	15	55	16	4	6	248	.303	5	2	0	1	2
<b>TOTAL</b>	<b>4.88</b>	<b>2-3</b>	<b>25</b>	<b>10</b>	<b>1</b>	<b>0/1</b>	<b>3</b>	<b>75.2</b>	<b>86</b>	<b>48</b>	<b>41</b>	<b>23</b>	<b>77</b>	<b>18</b>	<b>4</b>	<b>8</b>	<b>334</b>	<b>.285</b>	<b>6</b>	<b>5</b>	<b>0</b>	<b>1</b>	<b>3</b>

**#40 BEN KAILHER IF R/R JR. 5-8/160 RUMFORD, R.I.**

Year	Avg	GP-GS	AB	R	H	2B	3B	HR	RBI	TB	SLG%	BB	HBP	SO	GDP	OB%	SF	SH	SB-ATT	PO	A	E	FLD%
2020	.222	9-6	18	4	4	1	2	0	4	9	.500	2	2	6	2	.333	2	0	2-2	3	9	2	.857
2021	.143	11-0	7	3	1	0	0	0	0	1	.143	0	0	2	0	.143	0	0	1-1	0	2	0	1.000
2022	.205	31-20	73	11	15	1	0	0	2	16	.219	15	2	18	1	.356	0	0	5-6	23	51	4	.949
<b>TOTAL</b>	<b>.204</b>	<b>51-26</b>	<b>98</b>	<b>18</b>	<b>20</b>	<b>2</b>	<b>2</b>	<b>0</b>	<b>6</b>	<b>26</b>	<b>.265</b>	<b>17</b>	<b>4</b>	<b>26</b>	<b>3</b>	<b>.339</b>	<b>2</b>	<b>0</b>	<b>8-9</b>	<b>26</b>	<b>62</b>	<b>6</b>	<b>.936</b>

**#13 TAYVEN KELLEY OF R/R JR. 6-3/200 BOILING SPRINGS, PA.**

Year	Avg	GP-GS	AB	R	H	2B	3B	HR	RBI	TB	SLG%	BB	HBP	SO	GDP	OB%	SF	SH	SB-ATT	PO	A	E	FLD%
2020	.188	9-4	16	4	3	2	0	0	1	5	.313	3	1	8	0	.350	0	0	0-0	10	0	0	1.000
2021	.238	28-27	101	8	24	8	2	1	9	39	.386	10	1	37	2	.313	0	3	0-2	53	1	4	.931
2022	.195	47-43	169	20	33	6	4	0	20	47	.278	9	1	66	4	.240	0	1	2-3	92	2	6	.940
<b>TOTAL</b>	<b>.210</b>	<b>84-74</b>	<b>286</b>	<b>32</b>	<b>60</b>	<b>16</b>	<b>6</b>	<b>1</b>	<b>30</b>	<b>91</b>	<b>.318</b>	<b>22</b>	<b>3</b>	<b>111</b>	<b>6</b>	<b>.273</b>	<b>0</b>	<b>4</b>	<b>2-5</b>	<b>155</b>	<b>3</b>	<b>10</b>	<b>.940</b>

**#29 CARSON KOHLS RHP R/R SO. 6-0/195 SACRAMENTO, CALIF.**

Year	ERA	W-L	App	GS	CG	SHO	SV	IP	H	R	ER	BB	SO	2B	3B	HR	BF	B/Avg	WP	HBP	BK	SFA	SHA
2021	3.18	0-0	5	0	0	0/0	0	5.2	7	3	2	2	4	1	1	27	.304	1	2	0	0	0	0
2022	4.94	2-0	16	1	0	0/0	0	27.1	27	19	15	18	25	1	2	1	124	.273	5	4	0	1	2
<b>TOTAL</b>	<b>4.64</b>	<b>2-0</b>	<b>21</b>	<b>1</b>	<b>0</b>	<b>0/0</b>	<b>0</b>	<b>33.0</b>	<b>34</b>	<b>22</b>	<b>17</b>	<b>20</b>	<b>29</b>	<b>2</b>	<b>3</b>	<b>2</b>	<b>151</b>	<b>.279</b>	<b>6</b>	<b>6</b>	<b>0</b>	<b>1</b>	<b>2</b>

**#33 TRAVIS LUENSMANN RHP R/R SO. 6-6/234 ALTOONA, PA.**

Year	ERA	W-L	App	GS	CG	SHO	SV	IP	H	R	ER	BB	SO	2B	3B	HR	BF	B/Avg	WP	HBP	BK	SFA	SHA
2021*	15.43	0-1	4	0	0	0/0	0	2.1	4	6	4	1	2	2	0	0	12	.333	0	0	1	0	0
2022	4.52	2-3	15	12	0	0/0	2	67.2	68	43	34	34	78	5	3	3	313	.256	7	5	0	3	5
<b>TOTAL</b>	<b>4.89</b>	<b>2-4</b>	<b>19</b>	<b>12</b>	<b>0</b>	<b>0/0</b>	<b>2</b>	<b>70.0</b>	<b>78</b>	<b>49</b>	<b>38</b>	<b>35</b>	<b>80</b>	<b>7</b>	<b>3</b>	<b>3</b>	<b>325</b>	<b>.282</b>	<b>7</b>	<b>5</b>	<b>1</b>	<b>3</b>	<b>5</b>

\*At South Carolina

**#18 MASON MELLOTT RHP R/R GR. 6-0/205 STATE COLLEGE, PA.**

Year	ERA	W-L	APP	GS	CG	SHO	SV	IP	H	R	ER	BB	SO	2B	3B	HR	BF	BAA	WP	HBP	BK	SFA	SHA
2018	3.18	0-1	24	0	0	0/0	4	34.0	38	16	12	14	28	4	1	0	155	.295	4	5	2	3	4
2019	2.43	6-3	21	0	0	0/2	5	63.0	59	25	17	14	52	10	2	1	270	.244	3	6	0	1	6
2020	2.25	2-1	5	0	0	0/0	0	8.0	8	3	2	1	6	1	1	0	35	.258	0	0	0	0	3
2021	4.60	2-3	17	0	0	0/0	4	31.1	32	20	16	18	33	2	1	1	149	.264	4	8	1	0	2
2022	5.85	3-4	20	4	0	0/1	2	40.0	39	29	26	16	33	7	3	3	183	.248	6	4	0	1	5
<b>TOTAL</b>	<b>3.73</b>	<b>13-11</b>	<b>87</b>	<b>4</b>	<b>0</b>	<b>0/3</b>	<b>15</b>	<b>176.1</b>	<b>176</b>	<b>93</b>	<b>73</b>	<b>63</b>	<b>152</b>	<b>24</b>	<b>8</b>	<b>5</b>	<b>792</b>	<b>.259</b>	<b>17</b>	<b>23</b>	<b>3</b>	<b>5</b>	<b>20</b>

**#21 STEVEN MILLER RHP R/R SR. 6-1/190 PITTSBURGH, PA.**

Year	ERA	W-L	App	GS	CG	SHO	SV	IP	H	R	ER	BB	SO	2B	3B	HR	BF	B/Avg	WP	HBP	BK	SFA	SHA
2019	3.86	0-0	3	0	0	0/0	0	2.1	4	1	1	1	1	3	0	0	12	.364	1	0	0	0	0
2020	2.70	0-0	3	0	0	0/1	0	3.1	2	1	1	1	6	1	0	0	13	.167	0	0	0	0	0
2021	3.29	0-1	12	0	0	0/2	2	13.2	12	8	5	7	17	2	0	0	58	.245	2	2	0	0	0
2022	5.87	3-3	20	2	0	0/0	1	38.1	48	26	25	21	31	6	1	3	182	.310	4	3	0	2	1
<b>TOTAL</b>	<b>4.99</b>	<b>3-4</b>	<b>38</b>	<b>2</b>	<b>0</b>	<b>0/3</b>	<b>3</b>	<b>57.2</b>	<b>66</b>	<b>36</b>	<b>32</b>	<b>30</b>	<b>55</b>	<b>12</b>	<b>1</b>	<b>3</b>	<b>265</b>	<b>.291</b>	<b>7</b>	<b>5</b>	<b>0</b>	<b>2</b>	<b>1</b>

**CAREER STATS**

**#27 TOMMY MOLSKY RHP R/R FR. 6-1/160 DILLSBURG, PA.**

Year	ERA	W-L	APP	GS	CG	SHO	SV	IP	H	R	ER	BB	SO	2B	3B	HR	BF	BAA	WP	HBP	BK	SFA	SHA
2022	7.07	0-6	15	11	0	0/0	1	49.2	60	51	39	23	45	12	2	4	251	.284	8	13	0	2	2
<b>TOTAL</b>	<b>7.07</b>	<b>0-6</b>	<b>15</b>	<b>11</b>	<b>0</b>	<b>0/0</b>	<b>1</b>	<b>49.2</b>	<b>60</b>	<b>51</b>	<b>39</b>	<b>23</b>	<b>45</b>	<b>12</b>	<b>2</b>	<b>4</b>	<b>251</b>	<b>.284</b>	<b>8</b>	<b>13</b>	<b>0</b>	<b>2</b>	<b>2</b>

**#37 JORDAN MORALES LHP R/L JR. 5-9/175 SOUDERTON, PA.**

Year	ERA	W-L	App	GS	CG	SHO	SV	IP	H	R	ER	BB	SO	2B	3B	HR	BF	B/Avg	WP	HBP	BK	SFA	SHA
2020*	2.16	0-2	5	0	0	0/1	2	8.1	5	4	2	3	14	1	0	1	37	.167	3	1	1	1	2
2021*	6.11	2-6	16	7	1	0/0	2	45.2	60	35	31	23	49	10	2	4	226	.313	2	8	2	3	0
2022	4.10	3-0	25	1	0	0/0	0	37.1	40	22	17	11	55	6	1	3	165	.270	5	2	3	0	4
<b>TOTAL</b>	<b>4.93</b>	<b>5-8</b>	<b>46</b>	<b>8</b>	<b>1</b>	<b>0/1</b>	<b>4</b>	<b>91.1</b>	<b>105</b>	<b>61</b>	<b>50</b>	<b>37</b>	<b>118</b>	<b>17</b>	<b>3</b>	<b>8</b>	<b>429</b>	<b>.283</b>	<b>10</b>	<b>11</b>	<b>6</b>	<b>4</b>	<b>6</b>

\*At LaSalle

**#6 JOE NASTASI RHP R/R SO. 6-0/217 STATE COLLEGE, PA.**

Year	ERA	W-L	App	GS	CG	SHO	SV	IP	H	R	ER	BB	SO	2B	3B	HR	BF	B/Avg	WP	HBP	BK	SFA	SHA
2021	-	-	-	-	-	-	-	-	-	-	-	-	-	-	-	-	-	-	-	-	-	-	-
2022	-	-	-	-	-	-	-	-	-	-	-	-	-	-	-	-	-	-	-	-	-	-	-
<b>TOTAL</b>	<b>-</b>	<b>-</b>	<b>-</b>	<b>-</b>	<b>-</b>	<b>-</b>	<b>-</b>	<b>-</b>	<b>-</b>	<b>-</b>	<b>-</b>	<b>-</b>	<b>-</b>	<b>-</b>	<b>-</b>	<b>-</b>	<b>-</b>	<b>-</b>	<b>-</b>	<b>-</b>	<b>-</b>	<b>-</b>	<b>-</b>

**#34 RICHIE PALTRIDGE LHP/1B/OF L/L SO. 6-3/194 MONTGOMERY, N.Y.**

Year	Avg	GP-GS	AB	R	H	2B	3B	HR	RBI	TB	SLG%	BB	HBP	SO	GDP	OB%	SF	SH	SB-ATT	PO	A	E	FLD%
2021	-	-	-	-	-	-	-	-	-	-	-	-	-	-	-	-	-	-	-	-	-	-	-
2022	.000	1-0	1	0	0	0	0	0	0	0	.000	0	0	1	0	.000	0	0	0-0	1	0	0	1.000
<b>TOTAL</b>	<b>.000</b>	<b>1-0</b>	<b>1</b>	<b>0</b>	<b>0</b>	<b>0</b>	<b>0</b>	<b>0</b>	<b>0</b>	<b>0</b>	<b>.000</b>	<b>0</b>	<b>0</b>	<b>1</b>	<b>0</b>	<b>.000</b>	<b>0</b>	<b>0</b>	<b>0-0</b>	<b>1</b>	<b>0</b>	<b>0</b>	<b>1.000</b>

Year	ERA	W-L	APP	GS	CG	SHO	SV	IP	H	R	ER	BB	SO	2B	3B	HR	BF	BAA	WP	HBP	BK	SFA	SHA
2021	-	-	-	-	-	-	-	-	-	-	-	-	-	-	-	-	-	-	-	-	-	-	-
2022	-	-	-	-	-	-	-	-	-	-	-	-	-	-	-	-	-	-	-	-	-	-	-
<b>TOTAL</b>	<b>-</b>	<b>-</b>	<b>-</b>	<b>-</b>	<b>-</b>	<b>-</b>	<b>-</b>	<b>-</b>	<b>-</b>	<b>-</b>	<b>-</b>	<b>-</b>	<b>-</b>	<b>-</b>	<b>-</b>	<b>-</b>	<b>-</b>	<b>-</b>	<b>-</b>	<b>-</b>	<b>-</b>	<b>-</b>	<b>-</b>

**#31 RYAN PARTRIDGE LHP R/L JR. 6-3/215 WEXFORD, PA.**

Year	ERA	W-L	App	GS	CG	SHO	SV	IP	H	R	ER	BB	SO	2B	3B	HR	BF	B/Avg	WP	HBP	BK	SFA	SHA
2020	0.00	0-0	2	0	0	0/0	0	2.0	1	0	0	0	2	0	0	0	6	.167	0	0	0	0	0
2021	0.00	0-0	5	0	0	0/0	0	2.2	4	2	0	3	4	1	0	0	16	.333	0	0	0	1	0
2022	6.75	0-0	19	0	0	0/0	0	21.1	22	16	16	18	17	6	1	0	105	.278	3	5	0	2	1
<b>TOTAL</b>	<b>5.54</b>	<b>0-0</b>	<b>26</b>	<b>0</b>	<b>0</b>	<b>0/0</b>	<b>0</b>	<b>26.0</b>	<b>27</b>	<b>18</b>	<b>16</b>	<b>21</b>	<b>23</b>	<b>7</b>	<b>1</b>	<b>0</b>	<b>127</b>	<b>.278</b>	<b>3</b>	<b>5</b>	<b>0</b>	<b>3</b>	<b>1</b>

**#22 JOHNNY PIACENTINO OF R/R JR. 5-11/185 CHERRY HILL, N.J.**

Year	Avg	GP-GS	AB	R	H	2B	3B	HR	RBI	TB	SLG%	BB	HBP	SO	GDP	OB%	SF	SH	SB-ATT	PO	A	E	FLD%
2020	.400	13-10	35	11	14	4	0	2	11	24	.686	10	0	4	0	.511	2	0	4-4	27	0	0	1.000
2021	.284	42-42	162	30	46	15	0	8	32	85	.525	17	0	40	4	.350	1	1	0-2	83	0	3	.965
2022	.261	39-39	153	17	40	6	4	2	27	60	.392	16	3	40	4	.337	3	1	1-1	73	0	1	.986
<b>TOTAL</b>	<b>.286</b>	<b>94-91</b>	<b>350</b>	<b>58</b>	<b>100</b>	<b>25</b>	<b>4</b>	<b>12</b>	<b>70</b>	<b>169</b>	<b>.483</b>	<b>43</b>	<b>3</b>	<b>84</b>	<b>8</b>	<b>.363</b>	<b>6</b>	<b>2</b>	<b>5-7</b>	<b>183</b>	<b>0</b>	<b>4</b>	<b>.979</b>

**#7 C.J. PITTARO IF L/R SO. 6-1/195 HAMILTON, N.J.**

Year	Avg	GP-GS	AB	R	H	2B	3B	HR	RBI	TB	SLG%	BB	HBP	SO	GDP	OB%	SF	SH	SB-ATT	PO	A	E	FLD%
2021*	.333	5-0	3	0	1	0	0	0	3	1	.333	0	0	0	0	.333	0	0	0-0	0	1	0	1.000
2022	.244	30-22	78	14	19	3	0	0	10	22	.282	11	1	21	1	.344	0	0	1-2	15	32	5	.904
<b>TOTAL</b>	<b>.247</b>	<b>35-22</b>	<b>81</b>	<b>14</b>	<b>20</b>	<b>3</b>	<b>0</b>	<b>0</b>	<b>13</b>	<b>23</b>	<b>.284</b>	<b>11</b>	<b>1</b>	<b>21</b>	<b>1</b>	<b>.344</b>	<b>0</b>	<b>0</b>	<b>1-2</b>	<b>15</b>	<b>33</b>	<b>5</b>	<b>.906</b>

\*At Vanderbilt

CAREER STATS

**#25 CHASE RENNER RHP R/R FR. 6-4/190 ALBURTIS, PA.**

Year	ERA	W-L	APP	GS	CG	SHO	SV	IP	H	R	ER	BB	SO	2B	3B	HR	BF	BAA	WP	HBP	BK	SFA	SHA
2022	6.46	2-2	12	1	0	0/0	1	15.1	15	14	11	15	18	4	0	0	76	.268	4	1	0	1	3
<b>TOTAL</b>	<b>6.46</b>	<b>2-2</b>	<b>12</b>	<b>1</b>	<b>0</b>	<b>0/0</b>	<b>1</b>	<b>15.1</b>	<b>15</b>	<b>14</b>	<b>11</b>	<b>15</b>	<b>18</b>	<b>4</b>	<b>0</b>	<b>0</b>	<b>76</b>	<b>.268</b>	<b>4</b>	<b>1</b>	<b>0</b>	<b>1</b>	<b>3</b>

**#11 CHAD ROGERS RHP R/R SO. 6-5/220 MENTOR, OHIO**

Year	ERA	W-L	App	GS	CG	SHO	SV	IP	H	R	ER	BB	SO	2B	3B	HR	BF	B/Avg	WP	HBP	BK	SFA	SHA
2021	13.50	1-0	3	0	0	0/0	0	4.0	8	6	6	7	1	2	0	0	25	.471	0	0	1	1	0
2022	13.86	0-0	8	0	0	0/0	0	12.1	22	19	19	9	10	4	1	0	71	.400	3	3	0	4	0
<b>TOTAL</b>	<b>13.78</b>	<b>1-0</b>	<b>11</b>	<b>0</b>	<b>0</b>	<b>0/0</b>	<b>0</b>	<b>16.1</b>	<b>30</b>	<b>25</b>	<b>25</b>	<b>16</b>	<b>11</b>	<b>6</b>	<b>1</b>	<b>0</b>	<b>96</b>	<b>.417</b>	<b>3</b>	<b>3</b>	<b>1</b>	<b>5</b>	<b>0</b>

**#20 BLAISE SCLAFANI RHP R/R SR. 6-6/200 SOUDERTON, PA.**

Year	ERA	W-L	App	GS	CG	SHO	SV	IP	H	R	ER	BB	SO	2B	3B	HR	BF	B/Avg	WP	HBP	BK	SFA	SHA
2019*	4.42	1-0	12	0	0	0/0	0	18.1	12	11	9	19	14	2	0	1	60	.200	2	6	0	3	0
2020*	4.76	0-0	4	0	0	0/0	0	5.2	5	4	3	2	5	0	0	0	20	.250	3	2	0	0	0
2021	18.00	0-0	2	0	0	0/0	0	1.0	2	2	2	4	1	0	0	0	10	.500	2	1	0	1	0
2022	0.00	0-0	4	0	0	0/0	0	1.1	2	1	0	3	1	0	0	1	9	.400	0	1	0	0	0
<b>TOTAL</b>	<b>4.78</b>	<b>1-0</b>	<b>22</b>	<b>0</b>	<b>0</b>	<b>0/0</b>	<b>0</b>	<b>26.1</b>	<b>21</b>	<b>18</b>	<b>14</b>	<b>28</b>	<b>21</b>	<b>2</b>	<b>0</b>	<b>0</b>	<b>99</b>	<b>.368</b>	<b>7</b>	<b>10</b>	<b>0</b>	<b>4</b>	<b>0</b>

\*At UMass Lowell

**#36 TYLER SHINGLEDECKER LHP R/L SR. 6-3/185 HUNTERVILLE, N.C.**

Year	ERA	W-L	App	GS	CG	SHO	SV	IP	H	R	ER	BB	SO	2B	3B	HR	BF	B/Avg	WP	HBP	BK	SFA	SHA
2019	4.43	1-1	19	2	0	0/1	1	40.2	31	27	20	27	44	8	1	3	185	.207	4	6	0	1	1
2020	0.64	0-0	5	0	0	0/0	0	14.0	3	1	1	2	20	1	0	0	49	.067	1	1	0	0	1
2021	6.00	2-2	16	1	0	0/1	1	27.0	20	21	18	16	38	3	3	2	123	.196	3	4	0	1	0
2022	3.10	7-3	21	4	0	0/1	1	52.1	44	22	18	18	60	6	2	3	220	.226	7	4	0	1	2
<b>TOTAL</b>	<b>3.83</b>	<b>10-6</b>	<b>61</b>	<b>7</b>	<b>0</b>	<b>0/3</b>	<b>3</b>	<b>134.0</b>	<b>98</b>	<b>71</b>	<b>57</b>	<b>63</b>	<b>162</b>	<b>18</b>	<b>6</b>	<b>8</b>	<b>577</b>	<b>.199</b>	<b>15</b>	<b>15</b>	<b>0</b>	<b>3</b>	<b>4</b>

**#41 JOSH SPIEGEL C/1B R/R R-JR. 6-3/206 JEANNETTE, PA.**

Year	Avg	GP-GS	AB	R	H	2B	3B	HR	RBI	TB	SLG%	BB	HBP	SO	GDP	OB%	SF	SH	SB-ATT	PO	A	E	FLD%	
2019*																								
2020*	.500	3-0	4	0	2	0	0	0	1	2	.500	0	0	1	0	.500	0	0	0-0	7	0	0	1.000	
2021	.261	38-38	134	19	35	10	1	4	22	59	.440	10	2	43	3	.320	1	2	1-1	134	12	4	.973	
2022	.303	53-51	201	33	61	16	2	10	42	111	.552	20	3	60	5	.372	2	0	0-0	287	10	8	.974	
<b>TOTAL</b>	<b>.289</b>	<b>94-89</b>	<b>339</b>	<b>52</b>	<b>98</b>	<b>26</b>	<b>3</b>	<b>14</b>	<b>65</b>	<b>171</b>	<b>.507</b>	<b>30</b>	<b>5</b>	<b>104</b>	<b>8</b>	<b>.353</b>	<b>3</b>	<b>2</b>	<b>1-1</b>	<b>428</b>	<b>22</b>	<b>12</b>	<b>.974</b>	

**#30 ANTHONY STEELE LHP/1B/OF L/L FR. 6-4/225 SHELTON, CONN.**

Year	ERA	W-L	APP	GS	CG	SHO	SV	IP	H	R	ER	BB	SO	2B	3B	HR	BF	BAA	WP	HBP	BK	SFA	SHA
2022	15.19	0-0	7	1	0	0/0	0	5.1	10	11	9	7	9	1	1	0	40	.370	2	6	0	0	0
<b>TOTAL</b>	<b>15.19</b>	<b>0-0</b>	<b>7</b>	<b>1</b>	<b>0</b>	<b>0/0</b>	<b>0</b>	<b>5.1</b>	<b>10</b>	<b>11</b>	<b>9</b>	<b>7</b>	<b>9</b>	<b>1</b>	<b>1</b>	<b>0</b>	<b>40</b>	<b>.370</b>	<b>2</b>	<b>6</b>	<b>0</b>	<b>0</b>	<b>0</b>

Year	Avg	GP-GS	AB	R	H	2B	3B	HR	RBI	TB	SLG%	BB	HBP	SO	GDP	OB%	SF	SH	SB-ATT	PO	A	E	FLD%
2022	.253	36-26	91	5	23	1	1	1	9	29	.319	12	2	27	1	.352	0	0	1-1	38	0	3	.927
<b>TOTAL</b>	<b>.253</b>	<b>36-26</b>	<b>91</b>	<b>5</b>	<b>23</b>	<b>1</b>	<b>1</b>	<b>1</b>	<b>9</b>	<b>29</b>	<b>.319</b>	<b>12</b>	<b>2</b>	<b>27</b>	<b>1</b>	<b>.352</b>	<b>0</b>	<b>0</b>	<b>1-1</b>	<b>38</b>	<b>0</b>	<b>3</b>	<b>.927</b>



**CAREER STATS**

**#9 CONNOR THRONEBERRY RHP/IF R/R FR. 6-6/230 ST. LOUIS, MO.**

Year	ERA	W-L	APP	GS	CG	SHO	SV	IP	H	R	ER	BB	SO	2B	3B	HR	BF	BAA	WP	HBP	BK	SFA	SHA
2022	-	-	-	-	-	-	-	-	-	-	-	-	-	-	-	-	-	-	-	-	-	-	-
<b>TOTAL</b>	-	-	-	-	-	-	-	-	-	-	-	-	-	-	-	-	-	-	-	-	-	-	-
Year	Avg	GP-GS	AB	R	H	2B	3B	HR	RBI	TB	SLG%	BB	HBP	SO	GDP	OB%	SF	SH	SB-ATT	PO	A	E	FLD%
2022	.333	3-0	3	1	1	0	0	0	0	1	.333	0	0	2	0	.333	0	0	0-0	3	0	0	1.000
<b>TOTAL</b>	<b>.333</b>	<b>3-0</b>	<b>3</b>	<b>1</b>	<b>1</b>	<b>0</b>	<b>0</b>	<b>0</b>	<b>0</b>	<b>1</b>	<b>.333</b>	<b>0</b>	<b>0</b>	<b>2</b>	<b>0</b>	<b>.333</b>	<b>0</b>	<b>0</b>	<b>0-0</b>	<b>3</b>	<b>0</b>	<b>0</b>	<b>1.000</b>

**#12 KELLAN TULIO LHP L/L JR. 6-2/215 EMMAUS, PA.**

Year	ERA	W-L	App	GS	CG	SHO	SV	IP	H	R	ER	BB	SO	2B	3B	HR	BF	B/Avg	WP	HBP	BK	SFA	SHA
2020*	6.75	0-0	4	0	0	0/0	0	2.2	4	2	2	2	2	0	0	0	13	.364	0	0	1	0	0
2021*	15.43	0-0	4	0	0	0/0	0	2.1	3	4	4	3	1	0	0	0	14	.300	1	1	0	0	0
2022	6.15	2-3	14	9	0	0/0	1	33.2	32	29	23	25	41	7	1	3	164	.248	4	7	0	1	2
<b>TOTAL</b>	<b>6.75</b>	<b>2-3</b>	<b>22</b>	<b>9</b>	<b>0</b>	<b>0/0</b>	<b>1</b>	<b>38.2</b>	<b>39</b>	<b>35</b>	<b>29</b>	<b>30</b>	<b>44</b>	<b>7</b>	<b>1</b>	<b>3</b>	<b>191</b>	<b>.260</b>	<b>5</b>	<b>8</b>	<b>0</b>	<b>1</b>	<b>2</b>

\*At Louisville

**#14 MATT WOOD C L/R JR. 5-10/190 GIBSONIA, PA.**

Year	Avg	GP-GS	AB	R	H	2B	3B	HR	RBI	TB	SLG%	BB	HBP	SO	GDP	OB%	SF	SH	SB-ATT	PO	A	E	FLD%
2020	.314	14-13	51	4	16	1	0	0	5	17	.333	7	1	12	2	.407	0	0	1-1	78	4	2	.976
2021	.295	39-39	139	22	41	10	1	4	21	65	.468	19	3	25	3	.384	3	1	1-5	218	14	4	.983
2022	.394	52-52	188	54	74	14	3	12	53	129	.691	36	7	24	4	.496	5	3	5-8	348	25	9	.976
<b>TOTAL</b>	<b>.347</b>	<b>105-104</b>	<b>378</b>	<b>80</b>	<b>131</b>	<b>25</b>	<b>4</b>	<b>16</b>	<b>79</b>	<b>211</b>	<b>.561</b>	<b>62</b>	<b>11</b>	<b>61</b>	<b>9</b>	<b>.444</b>	<b>8</b>	<b>4</b>	<b>7-14</b>	<b>644</b>	<b>43</b>	<b>15</b>	<b>.979</b>

## HEAD COACH ROB COOPER



**ROB  
COOPER**  
MIAMI (FLA.), 1994  
OVERALL: 459-473 (17TH YR)  
PSU: 173-243 (9TH YR)

**Head Coach**

The 2022 baseball season is Rob Cooper's ninth as head coach of the Nittany Lion baseball program. Cooper was selected as the 14th head baseball coach in Penn State history on August 9, 2013. Not shy about stating his ultimate goal of returning Penn State to Omaha in June, the Lions have made significant strides under his leadership.

Under his tutelage, 11 players have been drafted and 12 total have signed with MLB teams in the last four seasons with a full draft. However, his strong belief in the first part of the term "student-athlete" is perhaps the top reason he has proven to be an excellent fit at Penn State. Even with state-of-the-art facilities, the chance to take on elite competition and a program history that includes five trips to the College World Series, Cooper cites the value of a Penn State degree as one of the top reasons to play baseball at Penn State.

The Nittany Lions finished the 2021 season with an 18-24 record, playing against exclusively Big Ten opponents. The wins included a 3-2 victory over No. 18 Michigan on March 26 and a series sweep over Michigan State in which Penn State out-scored the Spartans, 39-13. The Nittany Lions also won two series against Rutgers. Penn State scored 10 or more runs in six games, Penn State's most against Big Ten opponents since 2008 (8) and the most in a season since 2016.

Penn State led the Big Ten in doubles (93) and doubles per game (2.21), ranking 10th in the country in doubles per game. The Nittany Lions sat third in the conference in batting average (.269). Penn State hit 34 home runs, its most since 2012, and had five players with four or more homers.

Sophomore Matt Wood collected Second Team All-Big Ten honors, batting .295 with four homers and 21 RBI. Wood became the fifth All-Big Ten selection under Cooper. Senior Gavin Homer led the Nittany Lions with a .310 batting average, a .429 on-base percentage and tied with Johnny Piacentino for the team-lead in runs (30). Junior Justin Williams hit .302 and paced Penn State with 48 hits. Piacentino led the squad with eight homers and 32 RBI to go with a team-best .525 slugging percentage.

Senior Kyle Virbitsky paced the Penn State rotation with a 4.17 ERA, five wins, 77.2 innings pitched and 88 strikeouts. Virbitsky ranked seventh in the Big Ten in strikeouts and third in strikeout-to-walk ratio (4.40). His 88 strikeouts are tied for the 10th-most in a season at Penn State. Senior Conor Larkin earned three wins and 69 strikeouts in 63.2 innings and fellow senior Bailey Dees was responsible for four wins and 53 strikeouts in 66 innings.

The Nittany Lions continued their success in the classroom with a program-record 19 players earning Academic All-Big Ten accolades.

Penn State had four players drafted from the 2021 squad. Larkin was selected in the ninth round (272nd overall) by the Toronto Blue Jays. Williams was a 17th round selection (508th overall) by the Houston Astros and Kyle Virbitsky followed, being selected 518th overall by the Oakland A's. Bailey Dees was drafted in the 18th round (543rd overall) by the New York Yankees. All three members of the starting rotation were drafted, making Penn State one of only four schools to accomplish that in 2021.

It marked the third time in program history that Penn State had four or more players selected in a single year and the second time that Penn State had three pitchers selected in a draft. The Nittany Lions have had eight pitchers drafted since 2016. The four selections were double of any other Pennsylvania school and three of the draftees are Pennsylvania natives.

Penn State was off to a 10-5 start in 2020 before the COVID-19 pandemic canceled the remainder of the season. Penn State was among the conference leaders offensively, ranking second in on-base percentage (.394), slugging (.422), triples (7), doubles (30), third in batting average (.289) and walks (77), and fourth in scoring (6.7 runs/game) and runs (100). On the mound, Penn State ranked sixth in the NCAA with a 1.01 WHIP and also eighth with a 2.16 team ERA. The Nittany Lions also ranked 15th with 6.33 hits allowed per nine innings and 18th with a 3.63 strikeout-to-walk ratio.

Penn State baseball's trip to Cuba prior to the 2016 season is perhaps the best example of Cooper's commitment to the first part of the "student-athlete" term. The Nittany Lions attended academic lectures and toured Havana, becoming the first NCAA Division I team to compete against a Cuban National Series team, the first U.S. team at any level to defeat a Cuban National Series team, the first U.S. baseball team to play in Cuba since restoration of diplomatic ties with Cuba, the second NCAA team to play in Cuba since restoration of diplomatic ties (Coastal Carolina men's basketball, August 2015) and the fifth NCAA Division I baseball team to compete in post-revolutionary Cuba. The harmony between academics and athletics was on full display, as multiple Penn State professors and a group of journalism students also joined the travel party.

The rare, once-in-a-lifetime experience helped bring a young Penn State team together, and the Lions went on to earn their first winning record (overall and in conference) since 2012. The starting lineup included at least three freshmen in all but six games and five to six freshmen in 19 games, and took on nine eventual NCAA tournament teams, including a three-game series at home against College World Series participant TCU. The Lions' 28 wins were a 10-win improvement over the previous season, and its 12 Big Ten wins doubled the 2015 total. Haley and Anderson were the first drafted out of Penn State since 2012, and Anderson and senior outfielder Greg Guers became the program's first All-Big Ten picks also since 2012. Pitcher Justin Hagenman became Penn State's first Louisville Slugger Freshman All-American since 1997.

Shortly after Cooper accepted the PSU head coaching position in 2014, the California native traveled to Taichung, Taiwan to serve as the head coach of USA Baseball's 18U National Team at the IBAF U18 World Cup. Cooper steered Team USA to an 8-1 record in World Cup play, including seven consecutive victories to win the gold medal.

Not long after the triumph in Taiwan, Cooper received one of the highest honors bestowed in the profession, as he was announced as the Rod Dedeaux USA Baseball Coach of the Year. With the honor, Cooper became just the 16th individual in the award's history to receive the accolade, joining the likes of Scott Brosius, Davey Johnson and Tommy Lasorda.

Cooper was also a member of the coaching staff for the 2007 and 2009 USA College National teams. The 2007 team earned a silver medal at the Pan Am Games in Rio de Janeiro, Brazil. Fourteen of the 20 players on the 2007 team reached the Major Leagues, including 2013 All-Star Pedro Alvarez. Fourteen of the 22 members of the 2009 team also reached the Major Leagues, including three-time All-Star Gerrit Cole.

Cooper brought an accomplished resume to Penn State that included three NCAA Tournament appearances as a head coach at Wright State and five more at various stops as an assistant coach, including two trips to the College World Series with Miami (Florida). Cooper was twice named the Horizon League Coach of the Year and guided Wright State to three league tournament championships and two regular-season championships after the team suffered six losing seasons in the seven years before his arrival.

Cooper began his coaching career at national power Miami, spending two seasons (1994-95) as a student/graduate assistant on the Hurricanes' staff. While at Miami, Cooper helped the Hurricanes to College World Series berths in 1994 and 1995. Cooper spent the 1996 season as an assistant and team academic coordinator at Wake Forest, then moved on to Tulane for the next two seasons, serving as the Green Wave's hitting coach. In 1997, the Green Wave won the Conference USA regular-season crown, and in 1998, they advanced to the NCAA Tournament. Cooper left Tulane following the 1998 season and returned to Sacramento City College, where he starred in the early 1990's before lettering at Miami in 1993.

Along with his college coaching experience, Cooper also was an associate scout for the Los Angeles Dodgers from 1990-92 and has been selected to four coaching stints with USA Baseball in 2000, 2007, 2009 and 2013.

Cooper earned his bachelor's degree in psychology from Miami in 1994 and a master's in sports sciences/administration from Miami in 1996. He is married to his wife, Maureen, and has two sons, Jake and Tyson, who are both current members of the Penn State baseball team.

OVERALL STATS

The Automated ScoreBook  
 Overall Statistics for Penn State (as of May 26, 2022)  
 (All games Sorted by Batting avg)

Record: 26-27 Home: 13-10 Away: 6-12 Neutral: 7-5 Conference: 11-13

Player	avg	gp-gs	ab	r	h	2b	3b	hr	rbi	tb	slg%	bb	hp	so	gdp	ob%	sf	sh	sb-att	po	a	e	fld%
14 Wood, Matt	.394	52-52	188	54	74	14	3	12	53	130	.691	36	7	24	4	.496	5	3	5-8	348	25	9	.976
1 Harry, Jay	.337	52-51	205	40	69	10	2	5	24	98	.478	22	6	23	0	.415	1	0	4-7	61	155	9	.960
41 Spiegel, Josh	.303	53-51	201	33	61	16	2	10	42	111	.552	20	3	60	5	.372	2	0	0-0	287	10	8	.974
3 Bartels, Cole	.278	53-53	209	36	58	9	0	2	22	73	.349	26	9	23	2	.377	3	0	5-6	264	12	3	.989
22 Piacentino, Johnny	.261	39-39	153	17	40	6	4	2	27	60	.392	16	3	40	4	.337	3	1	1-1	73	0	1	.986
30 Steele, Anthony	.253	33-25	91	5	23	1	1	1	9	29	.319	12	2	27	1	.352	0	0	1-1	38	0	3	.927
35 Gerlott, Billy	.240	52-49	183	25	44	12	2	6	32	78	.426	22	5	50	7	.335	2	0	4-6	76	3	1	.988
2 Hannon, Kyle	.238	34-32	122	19	29	7	1	4	19	50	.410	11	2	32	3	.309	1	0	7-7	30	68	14	.875
19 Cease, Derek	.227	40-26	88	16	20	2	0	0	7	22	.250	17	2	18	1	.364	0	0	3-3	35	74	7	.940
13 Kelley, Tayven	.195	47-43	169	20	33	6	4	0	20	47	.278	9	1	66	4	.240	0	1	2-3	92	2	6	.940
9 Throneberry, Connor	.333	3-0	3	1	1	0	0	0	0	1	.333	0	0	2	0	.333	0	0	0-0	3	0	0	1.000
7 Pittaro, C.J.	.241	31-22	79	14	19	3	0	0	10	22	.278	11	1	22	1	.341	0	0	1-2	15	32	5	.904
40 Kailher, Ben	.205	31-20	73	11	15	1	0	0	2	16	.219	15	2	18	1	.356	0	0	5-7	23	51	4	.949
4 Cooper, Tyson	.111	19-10	36	3	4	0	0	0	0	4	.111	6	0	7	1	.238	0	2	0-2	53	12	2	.970
23 Cooper, Jake	.000	8-4	14	0	0	0	0	0	0	0	.000	0	0	6	0	.000	0	1	0-0	1	10	1	.917
46 Burke, Noah	.000	6-0	5	0	0	0	0	0	0	0	.000	1	1	3	0	.286	0	0	0-0	0	0	0	.000
15 Franks, Brendan	.000	10-0	5	1	0	0	0	0	0	0	.000	1	0	2	1	.167	0	0	0-0	0	0	0	.000
34 Paltridge, Richie	.000	1-0	1	0	0	0	0	0	0	0	.000	0	0	1	0	.000	0	0	0-0	1	0	0	1.000
Totals	.268	53	1825	295	490	87	19	42	267	741	.406	225	44	424	35	.360	17	8	38-53	1416	518	80	.960
Opponents	.276	53	1867	362	515	85	22	30	308	734	.393	252	65	492	34	.378	19	29	59-69	1399	514	53	.973

LOB - Team (425), Opp (454). DPs turned - Team (39), Opp (37). IBB - Team (7), Wood, M. 6, Gerlott, B. 1, Opp (6). Picked off - Pittaro, CJ 1, Hannon, K. 1, Cease, D. 1, Kelley, T. 1.

(All games Sorted by Earned run avg)

Player	era	w-l	app	gs	cg	sho	sv	ip	h	r	er	bb	so	2b	3b	hr	b/avg	wp	hp	bks	sfa	sha
33 Luensmann, Travis	4.52	2-3	15	12	0	0/0	2	67.2	68	43	34	34	78	5	3	3	.256	7	5	0	3	5
24 Henline, Jaden	5.27	2-3	16	7	1	0/1	3	56.1	69	40	33	15	55	16	4	6	.303	5	2	0	1	2
49 DeMell, Ben	0.00	0-0	1	0	0	0/0	0	1.2	1	0	0	3	2	0	0	0	.167	0	1	0	0	0
20 Sclafani, Blaise	0.00	0-0	4	0	0	0/0	0	1.1	2	1	0	3	1	0	0	1	.400	0	1	0	0	0
19 Cease, Derek	0.00	0-0	1	0	0	0/0	0	1.0	1	1	0	3	1	0	0	0	.250	0	0	0	0	0
5 Ertter, Carson	0.00	0-0	1	0	0	0/0	0	0.1	0	0	0	1	1	0	0	0	.000	1	1	0	0	0
36 Shingledecker, Tyler	3.10	7-3	21	4	0	0/1	1	52.1	44	22	18	18	60	6	2	3	.226	7	4	0	1	2
37 Morales, Jordan	4.10	3-0	25	1	0	0/0	0	37.1	40	22	17	11	55	6	1	3	.270	5	2	3	0	4
29 Kohls, Carson	4.94	2-0	16	1	0	0/0	0	27.1	27	19	15	18	25	1	2	1	.273	5	4	0	1	2
18 Mellott, Mason	5.85	3-4	20	4	0	0/1	2	40.0	39	29	26	16	33	7	3	3	.248	6	4	0	1	5
21 Miller, Steven	5.87	3-3	20	2	0	0/0	1	38.1	48	26	25	21	31	6	1	3	.310	4	3	0	2	1
12 Tulio, Kellan	6.15	2-3	14	9	0	0/0	1	33.2	32	29	23	25	41	7	1	3	.248	4	7	0	1	2
25 Renner, Chase	6.46	2-2	12	1	0	0/0	1	15.1	16	14	11	15	18	4	0	0	.281	4	1	0	1	2
31 Partridge, Ryan	6.75	0-0	19	0	0	0/0	0	21.1	22	16	16	18	17	6	1	0	.278	3	5	0	2	1
27 Molsky, Tommy	7.07	0-6	15	11	0	0/0	1	49.2	60	51	39	23	45	12	2	4	.284	8	13	0	2	2
17 Gregory, Seneca	10.80	0-0	6	0	0	0/0	0	6.2	10	9	8	4	7	2	0	0	.345	1	2	0	0	1
11 Rogers, Chad	13.86	0-0	8	0	0	0/0	0	12.1	22	19	19	9	10	4	1	0	.400	3	3	0	4	0
10 Folds, Tanner	14.73	0-0	6	0	0	0/0	0	3.2	2	7	6	6	3	1	0	0	.154	1	1	0	0	0
30 Steele, Anthony	15.19	0-0	7	1	0	0/0	0	5.1	10	11	9	7	9	1	1	0	.370	2	6	0	0	0
8 DeMarco, Patrick	81.00	0-0	1	0	0	0/0	0	0.1	2	3	3	2	0	1	0	0	.667	1	0	0	0	0
Totals	5.76	26-27	53	53	1	1/1	12	472.0	515	362	302	252	492	85	22	30	.276	67	65	3	19	29
Opponents	5.02	27-26	53	53	0	3/3	10	466.1	490	295	260	225	424	87	19	42	.268	47	44	16	17	8

PB - Team (12), Wood, M. 6, Cooper, T. 4, Spiegel, J. 2, Opp (9). Pickoffs - Team (5), Kohls, C. 2, Miller, S. 1, Luensmann, T 1, Mellott, M. 1, Opp (3). SBA/ATT - Wood, M. (46-53), Spiegel, J. (12-13), Luensmann, T (9-11), Tulio, K. (9-9), Miller,

CONFERENCE STATS

The Automated ScoreBook  
 Conference statistics for Penn State (as of May 21, 2022)  
 (Conference games only Sorted by Batting avg)

Record: 11-13 Home: 6-6 Away: 5-7 Conference: 11-13

Player	avg	gp-gs	ab	r	h	2b	3b	hr	rbi	tb	slg%	bb	hp	so	gdp	ob%	sf	sh	sb-att	po	a	e	fld%	
14 Wood, Matt	.413	24-24	92	21	38	7	2	7	29	70	.761	12	2	10	0	.468	5	2	2-4	196	14	3	.986	
1 Harry, Jay	.347	24-24	98	21	34	6	2	4	9	56	.571	8	3	12	0	.409	1	0	0-2	36	73	5	.956	
7 Pittaro, C.J.	.293	15-11	41	8	12	2	0	0	4	14	.341	6	0	10	1	.383	0	0	0-0	7	16	3	.885	
41 Spiegel, Josh	.278	24-23	97	16	27	7	1	6	22	54	.557	6	2	29	1	.330	1	0	0-0	83	1	0	1.000	
3 Bartels, Cole	.274	24-24	95	18	26	5	0	1	9	34	.358	12	6	7	2	.386	1	0	2-2	152	7	3	.981	
22 Piacentino, Johnny	.258	24-24	93	11	24	3	3	2	17	39	.419	10	3	25	3	.343	2	0	0-0	50	0	1	.980	
30 Steele, Anthony	.237	16-10	38	1	9	0	0	0	3	9	.237	7	0	13	1	.356	0	0	0-0	1	0	0	1.000	
35 Gerlott, Billy	.235	24-22	85	15	20	6	1	6	20	46	.541	10	1	17	5	.320	1	0	2-2	34	1	1	.972	
13 Kelley, Tayven	.234	19-16	64	11	15	4	2	0	7	23	.359	3	0	30	0	.269	0	1	2-2	31	1	1	.970	
40 Kailher, Ben	.222	14-9	36	4	8	0	0	0	2	8	.222	5	0	10	1	.317	0	0	1-2	13	25	3	.927	
2 Hannon, Kyle	.179	10-9	39	7	7	2	0	3	6	18	.462	3	0	12	0	.238	0	0	2-2	7	16	5	.821	
19 Cease, Derek	.157	21-16	51	8	8	1	0	0	3	9	.176	10	0	14	1	.295	0	0	1-1	20	51	6	.922	
-----																								
4 Cooper, Tyson	.125	10-4	16	1	2	0	0	0	0	2	.125	2	0	4	0	.222	0	0	0-0	7	7	2	.875	
15 Franks, Brendan	.000	5-0	2	1	0	0	0	0	0	0	.000	0	0	1	1	.000	0	0	0-0	0	0	0	.000	
23 Cooper, Jake	.000	1-0	1	0	0	0	0	0	0	0	.000	0	0	0	0	.000	0	0	0-0	0	0	0	.000	
46 Burke, Noah	.000	2-0	1	0	0	0	0	0	0	0	.000	1	0	0	0	.500	0	0	0-0	0	0	0	.000	
Totals	.271	24	849	143	230	43	11	29	131	382	.450	95	17	194	16	.352	11	3	12-17	645	249	37	.960	
Opponents	.299	24	871	176	260	50	9	22	149	394	.452	107	32	204	14	.391	10	15	33-41	646	234	24	.973	

LOB - Team (186), Opp (214). DPs turned - Team (17), Opp (17). IBB - Team (5), Wood, M. 4, Gerlott, B. 1, Opp (6).

(Conference games only Sorted by Earned run avg)

Player	era	w-l	app	gs	cg	sho	sv	ip	h	r	er	bb	so	2b	3b	hr	b/avg	wp	hp	bks	sfa	sha		
33 Luensmann, Travis	3.25	2-1	8	6	0	0/0	1	36.0	32	17	13	14	33	4	0	0	.235	5	4	0	2	3		
36 Shingledecker, Tyler	3.33	3-2	9	1	0	0/0	1	27.0	24	11	10	13	33	4	2	2	.229	6	3	0	0	0		
24 Henline, Jaden	6.75	1-2	8	7	1	0/0	0	36.0	52	30	27	11	30	15	3	5	.347	3	2	0	1	2		
-----																								
20 Sciafani, Blaise	0.00	0-0	1	0	0	0/0	0	0.1	0	0	0	0	1	0	0	0	.000	0	0	0	0	0		
5 Ertter, Carson	0.00	0-0	1	0	0	0/0	0	0.1	0	0	0	1	1	0	0	0	.000	1	1	0	0	0		
31 Partridge, Ryan	3.38	0-0	6	0	0	0/0	0	8.0	6	3	3	5	4	2	0	0	.222	0	2	0	0	0		
37 Morales, Jordan	4.32	0-0	11	1	0	0/0	0	16.2	22	10	8	5	21	4	0	3	.314	5	0	3	0	2		
18 Mellott, Mason	6.56	1-2	11	0	0	0/0	1	23.1	24	18	17	7	20	4	2	3	.250	6	2	0	0	3		
12 Tulio, Kellan	6.75	1-2	7	4	0	0/0	1	17.1	19	19	13	14	25	3	1	3	.275	3	5	0	1	1		
25 Renner, Chase	7.20	0-1	4	1	0	0/0	0	5.0	11	7	4	2	3	2	0	0	.478	1	1	0	1	1		
21 Miller, Steven	7.66	3-2	11	2	0	0/0	0	22.1	31	19	19	16	15	5	0	3	.337	3	1	0	2	1		
29 Kohls, Carson	9.00	0-0	4	0	0	0/0	0	6.0	4	6	6	6	3	0	0	1	.200	2	1	0	0	1		
27 Molsky, Tommy	11.70	0-1	4	2	0	0/0	0	10.0	15	14	13	7	9	2	0	2	.349	5	5	0	1	1		
30 Steele, Anthony	16.20	0-0	2	0	0	0/0	0	1.2	3	4	3	2	2	1	0	0	.375	0	4	0	0	0		
11 Rogers, Chad	31.50	0-0	3	0	0	0/0	0	4.0	12	14	14	3	3	4	1	0	.522	3	1	0	2	0		
17 Gregory, Seneca	36.00	0-0	1	0	0	0/0	0	1.0	5	4	4	1	1	0	0	0	.714	1	0	0	0	0		
Totals	6.45	11-13	24	24	1	0/0	4	215.0	260	176	154	107	204	50	9	22	.299	44	32	3	10	15		
Opponents	5.22	13-11	24	24	0	1/1	3	215.1	230	143	125	95	194	43	11	29	.271	19	17	7	11	3		

PB - Team (3), Wood, M. 3, Opp (6). Pickoffs - Team (1), Luensmann, T 1. SBA/ATT - Wood, M. (32-39), Luensmann, T (7-9), Tulio, K. (6-6), Miller, S. (6-6), Henline, J. (3-5), Mellott, M. (5-5), Shingledecker (3-3), Rogers, C. (2-2), Morales, J. (0-2), Gregory, S. (0-1), Spiegel, J. (1-1), Renner, C. (0-1), Molsky, T. (1-1).

RADIO/TV ROSTER



1 Jay Harry  
IF, So.



2 Kyle Hannon  
IF/OF, So.



3 Cole Bartels  
OF/IF, Gr.



4 Tyson Cooper  
C/IF, R-So.



5 Carson Ertter  
OF, Jr.



6 Joe Nastasi  
RHP, So.



7 C.J. Pittaro  
IF, So.



9 Connor Throneberry  
IF/RHP, Fr.



11 Chad Rogers  
RHP, So.



12 Kellan Tulio  
LHP, Jr.



13 Tayven Kelley  
OF, Jr.



14 Matt Wood  
C, Jr.



15 Brenden Franks  
IF/RHP, Jr.



17 Seneca Gregory  
RHP, Fr.



18 Mason Mellott  
RHP, Gr.



19 Derek Cease  
IF/RHP, Fr.



20 Blaise Sclafani  
RHP, Sr.



21 Steven Miller  
RHP, Sr.



22 Johnny Piacentino  
OF, Jr.



23 Jake Cooper  
IF, Fr.



24 Jaden Henline  
RHP, So.



25 Chase Renner  
RHP, Fr.



27 Tommy Molsky  
RHP, Fr.



28 Hutch Gagnon  
LHP, Sr.



29 Carson Kohls  
RHP, So.



30 Anthony Steele  
LHP/IB/OF, Fr.



31 Ryan Partridge  
LHP, Jr.



33 Travis Luensmann  
RHP, So.



34 Richie Paltridge  
OF/IF, Gr.



35 Billy Gerlott  
OF/IF, So.



36 Tyler Shingledecker  
LHP, Sr.



37 Jordan Morales  
LHP, Jr.



40 Ben Kailher  
IF, Jr.



41 Josh Spiegel  
C/IB, R-Jr.



46 Noah Burke  
OF, Fr.



49 Ben DeMell  
RHP/IF, Fr.