

NCAA Gymnastics Score Sheet

Teams: Home Penn State Univ. Visitor Univ. of Illinois

Date Apr 6, 2018 Place Univ of Michigan - Crisler Center Attendance 0

Name		D	1	2	3	4	nd	AVE	Name		D	1	2	3	4	nd	AVE
F L O O R	1 Greg Tamargo	247	5.30	7.90	8.20			13.350	1 Jacob Light	112	4.90	9.00	9.10				13.950
	2 Christopher Sands	244	5.40	8.30	8.40			13.750	2 Johnny Jacobson	108	5.10	9.00	9.00				14.100
	3 Wyatt Tyndall	249	5.20	8.40	8.70			13.750	3 Bobby Baker	101	5.30	8.00	8.10				13.350
	4 Brennan Pantazis	241	5.40	8.90	8.90			14.300	4 Sebastian Quiana	120	5.50	8.90	8.70				14.300
	5 Sam Zakutney	251	5.50	8.20	8.30			13.750	5 Alex Diab	104	5.40	8.60	8.30				13.850

Floor Score: **68.900** Running Score: **68.900** Floor Score: **69.550** Running Score: **69.550**

P O M M E L	1 Alex Frack	236	4.70	7.80	8.00			12.600	1 Bobby Baker	101	4.60	7.60	8.00				12.400
	2 Jack Baldwin	230	5.20	8.20	8.40			13.500	2 Tyson Bull	102	5.00	7.60	7.70				12.650
	3 Michael Burns	232	4.80	8.10	8.20			12.950	3 Harry McLellan	114	5.30	7.80	8.00				13.200
	4 Colin Coates	234	5.40	7.20	6.90			12.450	4 Michael Paradise	118	5.90	7.30	7.30				13.200
	5 Stephen Nedoroscik	240	5.80	8.80	8.60			14.500	5 Brandon Ngai	117	6.00	9.00	9.00				15.000

Pommel Score: **66.000** Running Score: **134.900** Pommel Score: **66.450** Running Score: **136.000**

R I N G S	1 Brayden Borromeo	231	4.60	8.80	8.90			13.450	1 Joel Diaz	105	4.90	8.30	8.40				13.250
	2 Issac Hammet	238	5.30	8.00	8.20			13.400	2 Daniel Grahm	107	4.90	7.60	7.70				12.550
	3 Greg Tamargo	247	5.40	8.50	8.60			13.950	3 Dennis Minton	115	5.30	8.40	8.40				13.700
	4 Christopher Sands	244	5.50	8.40	8.50			13.950	4 Alex Diab	104	5.70	9.00	8.90				14.650
	5 Noah Roberson	243	5.50	8.30	8.30			13.800	5 Bobby Baker	101	5.80	8.50	8.60				14.350

Rings Score: **68.550** Running Score: **203.450** Rings Score: **68.500** Running Score: **204.500**

V A U L T	1 Wyatt Tyndall	249	4.80	9.30	9.30			14.100	1 Johnny Jacobson	108	4.80	9.30	9.30				14.100
	2 Brayden Borromeo	231	4.90	9.60	9.60			14.500	2 Max Diab	103	5.20	9.20	9.20			-0.1	14.300
	3 Christopher Sands	244	4.80	9.30	9.20			14.050	3 Jacob Light	112	5.20	9.40	9.50				14.650
	4 Sam Zakutney	251	4.80	9.40	9.50			14.250	4 Bobby Baker	101	5.30	9.60	9.70				14.950
	5 Brennan Pantazis	241	4.80	9.40	9.50			14.250	5 Chandler Eggleston	106	4.80	9.30	9.30			-0.1	14.000

Vault Score: **71.150** Running Score: **274.600** Vault Score: **72.000** Running Score: **276.500**

P B A R	1 Alex Frack	236	4.90	8.30	8.10			13.100	1 Joel Diaz	105	4.60	8.80	8.70				13.350
	2 Brennan Pantazis	241	4.90	8.40	8.60			13.400	2 Sebastian Quiana	120	5.50	7.90	8.30				13.600
	3 Michael Burns	232	5.00	8.60	8.30			13.450	3 Tyson Bull	102	5.30	7.40	7.10				12.550
	4 Wyatt Tyndall	249	4.90	8.50	8.60			13.450	4 Bobby Baker	101	5.00	8.80	9.00				13.900
	5 Sam Zakutney	251	5.40	8.70	8.50			14.000	5 Johnny Jacobson	108	5.50	8.20	8.50				13.850

P. Bar Score: **67.400** Running Score: **342.000** P. Bar Score: **67.250** Running Score: **343.750**

H B A R	1 Alex Frack	236	4.70	6.50	6.90			11.400	1 Alex Diab	104	4.90	8.20	8.40				13.200
	2 Christopher Sands	244	4.70	8.40	8.50			13.150	2 Bobby Baker	101	5.30	8.70	8.80				14.050
	3 Michael Burns	232	5.10	8.70	8.70			13.800	3 Ross Thompson	122	5.10	8.80	8.60				13.800
	4 Wyatt Tyndall	249	4.90	7.60	7.80			12.600	4 Chandler Eggleston	106	5.70	8.40	8.70				14.250
	5 Sam Zakutney	251	5.50	7.70	8.10			13.400	5 Tyson Bull	102	5.90	8.90	9.00				14.850

H. Bar Score: **64.350** Running Score: **406.350** H. Bar Score: **70.150** Running Score: **413.900**

Final Team Score: **406.350**

Final Team Score: **413.900**

All-Arounders

All-Arounders

	Pantazis	Zakutney							Baker								
FX	14.300	13.750							13.350								
PH	10.850	9.400							12.400								
SR	12.950	12.350							14.350								
VT	14.250	14.250							14.950								
PB	13.400	14.000							13.900								
HB	12.300	13.400							14.050								
AA	78.050	77.150							83.000								

Judge's Signatures * FX Lance Alberasky * PH Clay Strother * SR Dave Contreras * VT Ed Yakachev * PB Greg Didech * HB Justin Kreit

* Head Judge FX Dave Johnson, Juha Tanska PH Eric Vansickle, Jim Benson SR Ron Hill, Russ Young VT Burt Christopherson, Brian PB Chris Adams, Larry Byerly HB Dan Bachman, Paul Evatt

Coach's Signature Randy Jepson Coach's Signature Justin Spring

NCAA Gymnastics Score Sheet

Teams: Home Univ. of Iowa Visitor Univ. of Minnesota

Date Apr 6, 2018 Place Univ of Michigan - Crisler Center Attendance 0

		Univ. of Iowa							Univ. of Minnesota													
Name	D	1	2	3	4	nd	AVE	Name	D	1	2	3	4	nd	AVE							
FLOOR	1	Andrew Herrador	127	4.80	8.10	8.10			-0.1	12.800	1	Luke Aldrich	164	5.50	8.50	8.30			-0.1	13.800		
	2	Kulani Taylor	135	5.00	8.70	8.70				13.700	2	Vitali Kan	172	5.70	8.90	9.00					14.650	
	3	Dylan Ellsworth	126	4.90	8.50	8.30			-0.1	13.200	3	Alex Wittenberg	183	5.60	8.00	8.00					13.600	
	4	Bennet Huang	129	5.30	7.90	8.20				13.350	4	Joel Gagnon	168	5.50	8.40	8.10						13.750
	5	Mark Springett	134	5.30	8.20	8.40				13.600	5	Shane Wiskus	182	5.60	8.30	8.60						14.050

Floor Score: **66.650** Running Score: **66.650** Floor Score: **69.850** Running Score: **69.850**

POMMEL	1	Kevin Johnson	130	5.00	7.70	7.90				12.800	1	Luke Aldrich	164	4.80	5.80	6.00					10.700		
	2	Nicholas Merryman	132	4.60	8.00	8.00				12.600	2	Vitali Kan	172	5.50	8.20	8.30						13.750	
	3	Bennet Huang	129	5.10	7.90	8.20				13.150	3	Alex Wittenberg	183	4.80	7.70	8.00						12.650	
	4	Elijah Parsells	133	5.50	8.10	8.10				13.600	4	Tristan Duran	167	4.90	8.20	8.30							13.150
	5	Austin Hodges	128	5.60	8.60	8.70				14.250	5	Justin Karstadt	173	5.50	7.80	7.50							13.150

Pommel Score: **66.400** Running Score: **133.050** Pommel Score: **63.400** Running Score: **133.250**

RINGS	1	Addison Chung	125	4.50	8.60	8.50				13.050	1	Vitali Kan	172	4.60	8.70	8.60						13.250	
	2	Nicholas Merryman	132	4.40	8.10	8.10				12.500	2	Yaroslav Pochinka	177	5.20	8.30	8.20							13.450
	3	Dylan Ellsworth	126	4.90	7.60	7.80				12.600	3	Tristan Duran	167	5.20	8.20	8.20							13.400
	4	Jake Brodarzon	124	5.20	8.20	8.00				13.300	4	Shane Wiskus	182	5.00	9.00	8.90							13.950
	5	Mark Springett	134	5.40	7.80	8.00				13.300	5	Shaun Herzog	170	4.50	8.70	8.70							

Rings Score: **64.750** Running Score: **197.800** Rings Score: **67.250** Running Score: **200.500**

VAULT	1	Kulani Taylor	135	4.80	9.00	9.00				13.800	1	Shaun Herzog	170	5.20	9.30	9.40						14.550	
	2	Addison Chung	125	4.80	9.20	9.20				14.000	2	Vitali Kan	172	5.20	9.20	9.30					-0.1	14.350	
	3	Bennet Huang	129	4.90	9.50	9.50				14.400	3	Alex Wittenberg	183	5.30	9.60	9.50							14.850
	4	Jake Brodarzon	124	4.80	9.40	9.40				14.200	4	Shane Wiskus	182	5.20	9.30	9.40						-0.1	14.450
	5	Dylan Ellsworth	126	5.20	9.30	9.40				14.550	5	Yaroslav Pochinka	177	5.20	8.40	8.60							13.700

Vault Score: **70.950** Running Score: **268.750** Vault Score: **71.900** Running Score: **272.400**

PARALLEL BARS	1	Jake Brodarzon	124	4.90	8.30	8.30				13.200	1	Shaun Herzog	170	5.30	7.90	8.00						13.250	
	2	Nicholas Merryman	132	4.50	8.10	8.10				12.600	2	Joel Gagnon	168	5.00	6.20	6.30							11.250
	3	Dylan Ellsworth	126	5.10	8.00	8.10				13.150	3	Justin Karstadt	173	5.40	8.30	8.30							13.700
	4	Austin Hodges	128	4.70	8.90	9.00				13.650	4	Shane Wiskus	182	5.70	7.90	8.20							13.750
	5	Bennet Huang	129	4.90	8.60	8.60				13.500	5	Tristan Duran	167	5.60	8.30	8.20							13.850

P. Bar Score: **66.100** Running Score: **334.850** P. Bar Score: **65.800** Running Score: **338.200**

HORIZONTAL BARS	1	Andrew Herrador	127	5.10	8.20	8.20				13.300	1	Michael Harris	169	4.60	8.50	8.40						13.050	
	2	Addison Chung	125	4.40	7.40	7.10				11.650	2	Shaun Herzog	170	5.00	8.30	8.00							13.150
	3	Bennet Huang	129	4.40	8.70	8.90				13.200	3	Jalon Stephens	179	5.30	8.60	8.50							13.850
	4	Austin Hodges	128	5.30	7.70	7.60				12.950	4	Shane Wiskus	182	5.20	8.40	8.20							13.500
	5	Dylan Ellsworth	126	4.60	7.90	8.10				12.600	5	Tristan Duran	167	5.50	8.30	8.10							13.700

H. Bar Score: **63.700** Running Score: **398.550** H. Bar Score: **67.250** Running Score: **405.450**

Final Team Score: **398.550**

Final Team Score: **405.450**

All-Arounders

All-Arounders

	Ellsworth	Huang					Duran	Herzog	Wiskus					
FX	13.200	13.350					13.700	13.300	14.050					
PH	11.900	13.150					13.150	11.850	11.050					
SR	12.600	12.700					13.400	13.200	13.950					
VT	14.550	14.400					14.200	14.550	14.450					
PB	13.150	13.500					13.850	13.250	13.750					
HB	12.600	13.200					13.700	13.150	13.500					
AA	78.000	80.300					82.000	79.300	80.750					

Judge's Signatures * FX Lance Alberasky * PH Clay Strother * SR Dave Contreras * VT Ed Yakachev * PB Greg Didech * HB Justin Kreit

* Head Judge Dave Johnson, Juha Tanska PH Eric Vansickle, Jim Benson SR Ron Hill, Russ Young VT Burt Christopherson, Brian PB Chris Adams, Larry Byerly HB Dan Bachman, Paul Evatt

Coach's Signature JD Reive Coach's Signature Michael Burns

NCAA Gymnastics Score Sheet

Teams: Home Univ. of Nebraska Visitor Univ of Michigan - Crisler Center

Date Apr 6, 2018 Place Univ of Michigan - Crisler Center Attendance 0

		Name	D	1	2	3	4	nd	AVE	Name	D	1	2	3	4	nd	AVE
F L O O R	1	Griffin Kehler	192	5.30	8.50	8.20			13.650								
	2	Christopher Stephens	203	5.40	8.80	8.60			14.100								
	3	Anton Stephenson	202	5.30	8.90	8.70			14.100								
	4	Jake Bonnay	187	5.50	8.90	8.80			14.350								
	5	Kyle King	193	5.40	8.20	8.30			13.650								

Floor Score: **69.850** Running Score: **69.850** Floor Score: **0.000** Running Score: **0.000**

P O M M E L	1	Travis Gollott	190	4.60	7.60	7.90			12.350								
	2	Josh Martin	198	5.00	8.60	8.50			13.550								
	3	Anton Stephenson	202	5.30	8.00	8.20			13.400								
	4	Kyle King	193	5.40	7.10	7.50			12.700								
	5	Antonio Castro	188	5.70	8.50	8.30			14.100								

Pommel Score: **66.100** Running Score: **135.950** Pommel Score: **0.000** Running Score: **0.000**

R I N G S	1	Joshua Everitt	189	4.40	7.90	7.80			12.250								
	2	Daniel Leal	195	4.50	7.30	7.40			11.850								
	3	Christopher Stephens	203	4.50	8.80	8.60			13.200								
	4	Alex Magsam	197	5.30	8.40	8.50			13.750								
	5	Heath Anderson	186	5.10	7.90	8.10			13.100								

Rings Score: **64.150** Running Score: **200.100** Rings Score: **0.000** Running Score: **0.000**

V A U L T	1	Connor Adamsick	185	4.80	9.40	9.30		-0.3	13.850								
	2	Jake Bonnay	187	5.30	9.60	9.70			14.950								
	3	Josh Martin	198	5.20	9.10	9.00		-0.3	13.950								
	4	Kyle King	193	5.20	9.50	9.50			14.700								
	5	Anton Stephenson	202	5.20	9.50	9.50			14.700								

Vault Score: **72.150** Running Score: **272.250** Vault Score: **0.000** Running Score: **0.000**

P B A R S	1	Andrew Zymball	205	4.80	7.80	8.10			12.750								
	2	Griffin Kehler	192	4.90	8.00	7.70			12.750								
	3	Christopher Stephens	203	5.30	7.80	8.20			13.300								
	4	Anton Stephenson	202	5.20	8.60	8.80			13.900								
	5	Daniel Leal	195	5.20	8.60	8.80			13.900								

P. Bar Score: **66.600** Running Score: **338.850** P. Bar Score: **0.000** Running Score: **0.000**

H B A R	1	Griffin Kehler	192	4.90	8.30	8.50			13.300								
	2	Kyle King	193	4.80	8.00	7.70			12.650								
	3	Antonio Castro	188	5.00	8.10	8.20			13.150								
	4	Anton Stephenson	202	4.80	8.40	8.30			13.150								
	5	Jake Bonnay	187	5.10	8.60	8.50			13.650								

H. Bar Score: **65.900** Running Score: **404.750** H. Bar Score: **0.000** Running Score: **0.000**

Final Team Score: 404.750

Final Team Score: 0.000

All-Arounders

All-Arounders

FX																	
PH																	
SR																	
VT																	
PB																	
HB																	
AA																	

Judge's Signatures * FX _____ * PH _____ * SR _____ * VT _____ * PB _____ * HB _____

* Head Judge Lance Alberasky Clay Strother Dave Contreras Ed Yakachev Greg Didech Justin Kreit

Dave Johnson, Juha Tanska Eric Vansickle, Jim Benson Ron Hill, Russ Young Burt Christopherson, Brian Chris Adams, Larry Byerly Dan Bachman, Paul Evalt

Coach's Signature _____ Coach's Signature _____

Chuck Chmella Michael Burns

2018 Big Ten Championships







Team Results

Apr 6, 2018

Page: 1
Printed: 4/6/2018 9:28:02 PM

Men / 10

Session: 1

Rank	Gym	Team	Score						
1	Illinois	*	413.900	69.550 4	66.450 2	68.500 3	72.000 3	67.250 3	70.150 1
2	Michigan	*	408.600	70.050 1	66.550 1	68.700 1	72.650 1	65.550 7	65.100 5
3	PSU	*	406.350	68.900 5	66.000 5	68.550 2	71.150 6	67.400 2	64.350 6
4	OSU	*	405.600	67.450 6	64.300 6	67.250 4T	71.600 5	68.950 1	66.050 3
5	Minnesota	*	405.450	69.850 2T	63.400 7	67.250 4T	71.900 4	65.800 6	67.250 2
6	Nebraska	*	404.750	69.850 2T	66.100 4	64.150 7	72.150 2	66.600 4	65.900 4
7	Iowa	*	398.550	66.650 7	66.400 3	64.750 6	70.950 7	66.100 5	63.700 7

2018 Big Ten Championships

Event Results - Floor

Apr 6, 2018

Page: 1
Printed: 4/6/2018 9:28:03 PM

Men / 10

Session: 1



Rank	Num	Name	Gym	Diff	Exec	ND	Score	Out
1	155	Jacob Moore	Michigan	5.700	9.000	..-	14.700	0.000
2	172	Vitali Kan	Minnesota	5.700	8.950	..-	14.650	0.050
3	187	Jake Bonnay	Nebraska	5.500	8.850	..-	14.350	0.350
4T	241	Brennan Pantazis	PSU	5.400	8.900	..-	14.300	0.400
4T	120	Sebastian Quiana	Illinois	5.500	8.800	..-	14.300	0.400
4T	144	Emyre Cole	Michigan	5.600	8.700	..-	14.300	0.400
7T	108	Johnny Jacobson	Illinois	5.100	9.000	..-	14.100	0.600
7T	202	Anton Stephenson	Nebraska	5.300	8.800	..-	14.100	0.600
7*	203	Christopher Stephenson	Nebraska	5.400	8.700	..-	14.100	0.600
7*	160	Marty Strech	Michigan	5.400	8.700	..-	14.100	0.600
7T	220	Sean Melton	OSU	5.500	8.600	..-	14.100	0.600

2018 Big Ten Championships

Event Results - Pommel

Apr 6, 2018

Page: 1
Printed: 4/6/2018 9:28:05 PM

Men / 10

Session: 1



Rank	Num	Name	Gym	Diff	Exec	ND	Score	Out
1	117	Brandon Ngai	Illinois	6.000	9.000	..	15.000	0.000
2	228	Alec Yoder	OSU	6.200	8.450	..	14.650	0.350
3	240	Stephen Nedoroscik	PSU	5.800	8.700	..	14.500	0.500
4	128	Austin Hodges	Iowa	5.600	8.650	..	14.250	0.750
5	188	Antonio Castro	Nebraska	5.700	8.400	..	14.100	0.900
6	152	Mack Lasker	Michigan	5.600	8.400	..	14.000	1.000
7T	141	Cameron Bock	Michigan	5.300	8.450	..	13.750	1.250
7T	172	Vitali Kan	Minnesota	5.500	8.250	..	13.750	1.250
9	133	Elijah Parsells	Iowa	5.500	8.100	..	13.600	1.400
10T	198	Josh Martin	Nebraska	5.000	8.550	..	13.550	1.450
10T	225	David Szarvas	OSU	5.700	7.850	..	13.550	1.450

2018 Big Ten Championships

Event Results - Rings

Apr 6, 2018

Page: 1
Printed: 4/6/2018 9:28:07 PM

Men / 10

Session: 1



Rank	Num	Name	Gym	Diff	Exec	ND	Score	Out
1	220	Sean Melton	OSU	5.900	8.850	-.-	14.750	0.000
2	104	Alex Diab	Illinois	5.700	8.950	-.-	14.650	0.100
3	101	Bobby Baker	Illinois	5.800	8.550	-.-	14.350	0.400
4	141	Cameron Bock	Michigan	5.300	8.750	-.-	14.050	0.700
5T	182	Shane Wiskus	Minnesota	5.000	8.950	-.-	13.950	0.800
5*	247	Greg Tamargo	PSU	5.400	8.550	-.-	13.950	0.800
5*	145	Ryan Dunning	Michigan	5.400	8.550	-.-	13.950	0.800
5T	244	Christoper Sands	PSU	5.500	8.450	-.-	13.950	0.800
9T	140	Dmitri Belanovski	Michigan	4.700	9.150	-.-	13.850	0.900
9T	228	Alec Yoder	OSU	5.600	8.250	-.-	13.850	0.900

2018 Big Ten Championships

Event Results - Vault

Apr 6, 2018

Page: 1
Printed: 4/6/2018 9:28:08 PM

Men / 10

Session: 1



Rank	Num	Name	Gym	Diff	Exec	ND	Score	Out
1*	187	Jake Bonnay	Nebraska	5.300	9.650	-.-	14.950	0.000
1*	101	Bobby Baker	Illinois	5.300	9.650	-.-	14.950	0.000
3T	183	Alex Wittenberg	Minnesota	5.300	9.550	-.-	14.850	0.100
3T	154	Anthony McCallum	Michigan	5.600	9.350	-0.1	14.850	0.100
5*	221	Sean Neighbarger	OSU	5.200	9.500	-.-	14.700	0.250
5*	202	Anton Stephenson	Nebraska	5.200	9.500	-.-	14.700	0.250
5*	193	Kyle King	Nebraska	5.200	9.500	-.-	14.700	0.250
8*	144	Emyre Cole	Michigan	5.200	9.450	-.-	14.650	0.300
8*	112	Jacob Light	Illinois	5.200	9.450	-.-	14.650	0.300
10*	170	Shaun Herzog	Minnesota	5.200	9.350	-.-	14.550	0.400
10*	126	Dylan Ellsworth	Iowa	5.200	9.350	-.-	14.550	0.400

2018 Big Ten Championships

Event Results - P Bars

Apr 6, 2018

Page: 1
Printed: 4/6/2018 9:28:10 PM

Men / 10

Session: 1



Rank	Num	Name	Gym	Diff	Exec	ND	Score	Out
1	220	Sean Melton	OSU	5.300	9.000	-.-	14.300	0.000
2*	228	Alec Yoder	OSU	5.100	8.900	-.-	14.000	0.300
2*	211	Chris Coombs	OSU	5.100	8.900	-.-	14.000	0.300
2T	251	Sam Zakutney	PSU	5.400	8.600	-.-	14.000	0.300
5T	101	Bobby Baker	Illinois	5.000	8.900	-.-	13.900	0.400
5*	202	Anton Stephenson	Nebraska	5.200	8.700	-.-	13.900	0.400
5*	195	Daniel Leal	Nebraska	5.200	8.700	-.-	13.900	0.400
8T	108	Johnny Jacobson	Illinois	5.500	8.350	-.-	13.850	0.450
8*	167	Tristan Duran	Minnesota	5.600	8.250	-.-	13.850	0.450
8*	154	Anthony McCallum	Michigan	5.600	8.250	-.-	13.850	0.450

2018 Big Ten Championships

Event Results - H Bar

Apr 6, 2018

Page: 1
Printed: 4/6/2018 9:28:12 PM

Men / 10

Session: 1



Rank	Num	Name	Gym	Diff	Exec	ND	Score	Out
1	102	Tyson Bull	Illinois	5.900	8.950	-.-	14.850	0.000
2	106	Chandler Eggleston	Illinois	5.700	8.550	-.-	14.250	0.600
3	101	Bobby Baker	Illinois	5.300	8.750	-.-	14.050	0.800
4	179	Jalon Stephens	Minnesota	5.300	8.550	-.-	13.850	1.000
5*	232	Michael Burns	PSU	5.100	8.700	-.-	13.800	1.050
5*	122	Ross Thompson	Illinois	5.100	8.700	-.-	13.800	1.050
7T	220	Sean Melton	OSU	5.100	8.650	-.-	13.750	1.100
7T	141	Cameron Bock	Michigan	5.200	8.550	-.-	13.750	1.100
9	167	Tristan Duran	Minnesota	5.500	8.200	-.-	13.700	1.150
10	187	Jake Bonnay	Nebraska	5.100	8.550	-.-	13.650	1.200







2018 Big Ten Championships

Event Results - AA

Apr 6, 2018

Page: 1
Printed: 4/6/2018 9:28:13 PM

Men / 10
Session: 1

Rank	Num	Name	Gym							AA
1	220	Sean Melton	OSU	14.100	13.100	14.750	14.450	14.300	13.750	84.450
2	228	Alec Yoder	OSU	14.000	14.650	13.850	14.200	14.000	13.600	84.300
3	101	Bobby Baker	Illinois	13.350	12.400	14.350	14.950	13.900	14.050	83.000
4	141	Cameron Bock	Michigan	13.750	13.750	14.050	14.000	13.500	13.750	82.800
5	167	Tristan Duran	Minnesota	13.700	13.150	13.400	14.200	13.850	13.700	82.000
6	182	Shane Wiskus	Minnesota	14.050	11.050	13.950	14.450	13.750	13.500	80.750
7	129	Bennet Huang	Iowa	13.350	13.150	12.700	14.400	13.500	13.200	80.300
8	170	Shaun Herzog	Minnesota	13.300	11.850	13.200	14.550	13.250	13.150	79.300
9	241	Brennan Pantazis	PSU	14.300	10.850	12.950	14.250	13.400	12.300	78.050
10	126	Dylan Ellsworth	Iowa	13.200	11.900	12.600	14.550	13.150	12.600	78.000
11	251	Sam Zakutney	PSU	13.750	9.400	12.350	14.250	14.000	13.400	77.150