



2021-22

MARYLAND MEN'S BASKETBALL



INSIDE...

Storylines.....	1	Player Bios.....	9-24
Roster.....	1	Game-by-Game.....	25
Schedule.....	1	Miscellaneous Stats.....	26
Broadcast Info.....	1	Team Highs.....	27
Full Roster/Staff.....	2	Individual Highs.....	28
Quick Facts.....	2	The Last Time.....	29
Pronunciations.....	2	Box Scores.....	30
Game Notes.....	2-4	Cume/Conf. Stats.....	31
Danny Manning.....	5-6	Radio/TV Chart.....	32
Staff Bios.....	7-8		

2021-22 SCHEDULE

Overall: 12-14 | B1G: 4-11 | H: 7-8 | A: 3-5 | N: 2-1

Nov. 9	QUINNIPIAC	W, 83-69	B1G+
Nov. 11	GEORGE WASHINGTON	W, 71-64	B1G Network
Nov. 13	VERMONT	W, 67-56	B1G+
Nov. 17	GEORGE MASON	L, 66-71	B1G Network
Nov. 19	HOFSTRA	W, 69-67	FS1
Nov. 25	vs. Richmond ¹	W, 86-80	CBS
Nov. 27	vs. Louisville ¹	L, 55-63	CBS
Dec. 1	VIRGINIA TECH ²	L, 58-62	ESPN2
Dec. 5	NORTHWESTERN [*]	L, 61-67	B1G Network
Dec. 12	vs. #20 Florida ³	W, 70-68	B1G Network
Dec. 28	LOYOLA (MD) ⁴	Canceled	B1G Network
Dec. 28	LEHIGH	W, 76-55	B1G Network
Dec. 30	BROWN	W, 81-67	B1G Network
Jan. 3	at Iowa [*]	L, 75-80	B1G Network
Jan. 6	at Illinois [*]	L, 64-76	ESPN2
Jan. 9	#23 WISCONSIN [*]	L, 69-70	B1G Network
Jan. 12	at Northwestern [*]	W, 94-87 ^(2ot)	B1G Network
Jan. 15	RUTGERS [*]	L, 59-70	B1G Network
Jan. 18	at Michigan [*]	L, 64-83	ESPN2
Jan. 21	#17 ILLINOIS [*]	W, 81-65	FS1
Jan. 25	at Rutgers [*]	W, 68-60	B1G Network
Jan. 29	INDIANA [*]	L, 55-68	FOX
Feb. 1	#13 MICHIGAN STATE [*]	L, 63-65	ESPN2
Feb. 6	at #16 Ohio State [*]	L, 67-82	CBS
Feb. 10	IOWA [*]	L, 87-110	ESPN2
Feb. 13	at #3 Purdue [*]	L, 61-62	CBS
Feb. 18	at Nebraska [*]	W, 90-74	B1G Network
Feb. 21	PENN STATE [*]	7:00 PM	ESPN2
Feb. 24	at Indiana [*]	7:00 PM	FS1
Feb. 27	#18 OHIO STATE [*]	4:00 PM	CBS
March 2	MINNESOTA [*]	9:00 PM	B1G Network
March 6	at #19 Michigan State [*]	4:30 PM	CBS

March 9-13 at Big Ten Tournament (Indianapolis, Ind.)

* - Big Ten Conference game;

1 - Baha Mar Hoops Bahamas Championships;

2 - Big Ten/ACC Challenge;

3 - Basketball Hall of Fame Invitational at Barclays Center (Brooklyn, NY);

4 - Canceled due to COVID protocols in opponent's program

Big Ten Tournament at Gainbridge Fieldhouse (Indianapolis);

All times Eastern;

Home games played at XFINITY Center (17,950) listed in Bold Caps

MEN'S BASKETBALL GAME



MARYLAND
(12-14, 4-11 B1G)
KENPOM: 86
NET: 92

MARYLAND VS. PENN STATE
XFINITY CENTER
COLLEGE PARK, MD.

MON. | FEB. 21 | 7:00 P.M. | **ESPN 2**

ESPN2: Jason Benetti (Play-by-Play), Robbie Hummel (Analyst)
Radio: Johnny Holliday (Play-by-Play), Chris Knoche (Analyst),
Walt Williams (Analyst)

105.7 The Fan / The Team 980 / XM: 387



PENN STATE
(11-12, 6-9 B1G)
KENPOM: 81
NET: 80

STORYLINES

• The Maryland men's basketball team looks to make it two wins-in-a-row Monday evening when it welcomes Penn State to XFINITY Center for a 7:00 pm tip on ESPN2 and the Maryland Sports Radio Network.

• The Terrapins had six scorers reach double-figures in a 90-74 victory over Nebraska Friday evening in Lincoln, including a 23-point effort from **Fatts Russell**. Maryland turned over the ball a season-low four times (previous low was nine) against a Husker team that led the league in turnovers forced (14/g).

• Graduate guard **Fatts Russell** has scored 20+ points in three straight games and is looking to become the first Terrapin since Anthony Cowan Jr. in 2019 to do it in four straight games. Russell is 43 points away from 2,000 career points, and is the only active Division I player with 1,900 points, 500 assists and 225 steals.

• The Terps are 4-1 all-time in XFINITY Center against the Nittany Lions, but have dropped four straight games overall in the series. Maryland leads the all-time series, 14-13, dating back to its inception in 1960.

• Maryland is currently second in the Big Ten in both free throws made (392) and attempted (521), while converting at a 75-percent rate (3rd in the Big Ten). The effort has been led by **Fatts Russell** (88) and **Eric Ayala** (63), who both rank in the top-15 in the Big Ten in free throws made.

• Against Iowa (2/10), senior **Eric Ayala** knocked down his 207th career 3-pointer to pass former teammate Anthony Cowan Jr. and move into third on Maryland's career list. He trails only Juan Dixon (239) and Greivis Vasquez (230). Ayala also ranks 26th in program history with 1,359 points.

• On Feb. 27 against Ohio State, Maryland Athletics will celebrate the 20th Anniversary of its National Championship in 2002. Hall of Fame coach, Gary Williams, and star players, Juan Dixon, Steve Blake and Lonny Baxter are among the many stars expected to return and be recognized.

2021-22 TERRAPINS

No.	Player	Pos	Ht	Wt	Yr	Hometown	PPG	RPG	Notes
0	Marcus Dockery	G	6-2	180	So.	Washington, D.C.	1.8	0.4	Reserve point guard
4	Fatts Russell	G	5-11	165	Gr.	Philadelphia, Pa.	14.0	4.6	Reached 1900pts/500 assts vs. Iowa (2/10)
5	Eric Ayala	G	6-5	205	Sr.	Wilmington, Del.	14.6	4.3	One of five players in team history with 200 3-pts
10	Julian Reese	F	6-9	230	Fr.	Baltimore, Md.	6.0	4.8	4-star recruit from St. Frances Academy
11	Xavier Green	G	6-6	205	Gr.	Williamsburg, Va.	2.2	2.6	Scored 1,000 pts in career at Old Dominion
12	Pavlo Dziuba	F	6-8	235	So.	Kyiv, Ukraine	0.4	0.4	Transfer from Arizona State
13	Hakim Hart	G	6-8	205	Jr.	Philadelphia, Pa.	9.7	3.5	Two career games with 20+ points
14	Aidan McCool	G	6-3	165	So.	Charleston, S.C.	1.0	0.5	Preferred walk-on
15	Simon Wright	F	6-7	225	Gr.	Minneapolis, Minn.	0.5	0.5	Appeared in 110 games at Elon
20	Ike Cornish	G/F	6-6	190	Fr.	Baltimore, Md.	-	-	4-star recruit from Legacy Charter (NC); Balt. native
23	Ian Martinez	G	6-3	185	So.	Heredia, Costa Rica	3.2	1.9	First Costa Rican to play major D-1 college ball
24	Donta Scott	F	6-8	230	Jr.	Philadelphia, Pa.	12.7	6.2	Career-high 25 points vs. #17 Illinois (1/21)
31	Arnaud Revaz	F	6-10	230	So.	Sion, Switzerland	0.0	0.0	Appeared in five games as a freshman
32	Brett Karkus	G	6-4	185	Fr.	Hewlett, N.Y.	0.0	0.0	Preferred walk-on
33	Qudus Wahab	F	6-11	240	Jr.	Lagos, Nigeria	8.3	5.8	Transfer from G'Town; 2021 All-Big East Tourn.

MARYLAND BASKETBALL • WWW.UMTERPS.COM • 2002 NCAA NATIONAL CHAMPIONS
#FearTheTurtle

QUICK HITTERS

- The Terrapins are 9-1 when **Hakim Hart** has at least two steals in a game. He ranks sixth in the Big Ten with 1.46 steals/g.
- The Terrapins are 10-5 when making more free throws than their opponent.
- The Terrapins are 10-1 when leading with 5:00 minutes to play, with its lone loss of the season coming at No. 3 Purdue (2/14).
- The Terrapins are 8-4 when outrebounding their opponent.
- The Terrapins are 6-1 when **Eric Ayala** scores 20+ points, and 13-2 in his career overall.
- The Terrapins are 9-4 when **Donta Scott** commits one turnover or less.
- **Eric Ayala** is sixth in the Big Ten in 3-point field goals made (58).
- **Fatts Russell** is sixth in the Big Ten in free throw percentage (77.9).
- **Fatts Russell** is sixth in the country among active Division I players with 503 career free throws made.

MEET DANNY MANNING

- **Danny Manning**, one of the most notable college basketball players in the history of the sport, took over as interim head coach on Dec. 3 when Maryland and Mark Turgeon agreed to mutually part ways.
- Manning has eight years of previous head coaching experience, having coached for two seasons at Tulsa (2012-14) and six at Wake Forest (2014-20).
- Manning's first career collegiate game was a Kansas victory against Maryland in the Great Alaskan Shootout. He was charged with guarding Terrapin legend Len Bias.
- Manning was hired by Turgeon in April as an assistant coach after spending 2020-21 as an analyst for ESPN.
- Manning won a pair of NCAA National Championships. He was the NCAA Final Four Most Outstanding Player in 1988 when he led "Danny and the Miracles" to the championship. He was also an assistant coach when the Jayhawks won the title in 2008.
- Manning is Kansas' all-time leading scorer (2,951 pts) and his No. 25 jersey is retired by the program. He was a two-time consensus All-American, and three times earned All-America honors in his career.
- Manning was drafted with the No. 1 overall pick in 1988 by the Los Angeles Clippers.
- Manning played 15 seasons for seven different NBA teams, and is the only player in history to return to action after tearing their ACL on three separate occasions.
- Manning also represented Team USA at the 1988 Olympic Games in Seoul, where he won a bronze medal.

2021-22 MARYLAND MEN'S BASKETBALL ROSTER

No.	Player	Pos.	Ht.	Wt.	Cl.	Hometown (High School/Previous School)
0	Marcus Dockery	G	6-2	180	So.	Washington, D.C. (Brewster Academy)
4	Fatts Russell	G	5-11	165	Gr.	Philadelphia, Pa. (Imhotep Charter / Rhode Island)
5	Eric Ayala	G	6-5	205	Sr.	Wilmington, Del. (IMG Academy)
10	Julian Reese	F	6-9	230	Fr.	Baltimore, Md. (St. Frances Academy)
11	Xavier Green	G	6-6	205	Gr.	Williamsburg, Va. (Williamsburg Christian Acad. / ODU)
12	Pavlo Dziuba	F	6-8	235	So.	Kyiv, Ukraine / Basquet / Arizona State
13	Hakim Hart	G	6-8	205	Jr.	Philadelphia, Pa. (Roman Catholic)
14	Aidan McCool	G	6-3	165	So.	Charleston, S.C. (Bishop England HS)
15	Simon Wright	F	6-7	225	Gr.	Minneapolis, Minn. (Hopkins HS / Elon)
20	Ike Cornish	G/F	6-6	190	Fr.	Baltimore, Md. (Legacy Charter HS)
23	Ian Martinez	G	6-3	185	So.	Heredia, Costa Rica (JSerra Catholic / Utah)
24	Donta Scott	F	6-8	230	Jr.	Philadelphia, Pa. (Imhotep Charter)
31	Arnaud Revaz	F	6-10	230	So.	Sion, Switzerland (Bourg-en-Brasse Academie)
32	Brett Karkus	G	6-4	185	Fr.	Hewlett, N.Y. (Berkshire School)
33	Qudus Wahab	F	6-11	240	Jr.	Lagos, Nigeria (Flint Hill (Va.) / Georgetown)

Danny Manning	Interim Head Coach – 1st Year (Kansas '88)
Matt Brady	Assistant Coach – 5th Year (Sienna '87)
Greg Manning Jr.	Interim Assistant Coach – 4rd Year (Loyola (MD) '08)
Brenton Petty	Video Coordinator - 1st Year (Fordham '18)
Kyle Tarp	Director of Men's Basketball Performance - 12th Year (UC Davis '06)

The BIG TEN

2021-22 Big Ten Standings

RK	Team	Conf			Overall			
		W	L	Win%	GB	W	L	Win%
1	Purdue	12	4	.750	-	23	4	85.185
2	Wisconsin	11	4	.733	0.5	20	5	80.000
3	Illinois	11	4	.733	0.5	18	7	72.000
4	Ohio State	9	4	.692	1.5	16	6	72.727
5	Rutgers	10	5	.667	1.5	16	9	64.000
6	Michigan State	9	5	.643	2	18	7	72.000
7	Michigan	8	6	.571	3	14	10	58.333
8	Iowa	7	7	.500	4	17	8	68.000
9	Indiana	7	8	.467	4.5	16	9	64.000
10	Penn State	6	9	.400	5.5	11	12	47.826
11	Northwestern	5	10	.333	6.5	12	12	50.000
12	Maryland	4	11	.267	7.5	12	14	46.154
13	Minnesota	3	12	.200	8.5	12	12	50.000
14	Nebraska	1	14	.067	10.5	7	19	26.923

QUICK FACTS

Founded: 1856
Enrollment: 38,140
Nickname: Terrapins, Terps
Colors: Red, White, Black and Gold
Arena (Capacity): XFINITY Center (17,950)
Affiliation / Conference: NCAA Division I / Big Ten
President: Dr. Darryll J. Pines (Cal Berkeley '86)
Barry P. Gossett Director of Athletics: Damon Evans (Georgia '92)
Athletic Department Phone: 301-314-7075

BASKETBALL HISTORY

First Year of Basketball: 1910-11
Overall All-Time Record: 1,610-1,093 (.596) / 102 Years (thru 2020-21)
NCAA Tournament Appearances/Last: 29 / 2021
National Championships: 1 (2002)
NCAA Final Fours: 2 (2001, 2002)
NCAA Elite Eights: 4 (1973, 1975, 2001, 2002)
NCAA Sweet 16: 14 (1958, 1973, 1975, 1980, 1984, 1985, 1994, 1995, 1998, 1999, 2001, 2002, 2003, 2016)
Conference Championships: Tournament (4) — 1931, 1958, 1984, 2004; Regular Season (7) — 1932, 1975, 1980, T-1995, 2002, T-2010, T-2020

PRONUNCIATIONS

#5 Eric Ayala	"EYE-ah-luh"
#12 Pavlo Dziuba	"PAH-vlo ZOO-buh"
#13 Hakim Hart	"Ha-KEEM"
#24 Donta Scott	"Don-TAY"
#31 Arnaud Revaz	"AR-no REE-vahz"
#33 Qudus Wahab	"kuh-DOOS wuh-HAHB"

EYES ON AYALA

- Maryland senior **Eric Ayala** surpassed the 1,000-point milestone in the first game of the season against Quinnipiac, becoming the 58th player in program history to do so.
- Ayala currently ranks 26th in program history with 1,359 points after passing Tony Massenburg vs. Iowa (2/10). He next looks to pass Will Hetzel (1,370), who ranks 26th in program history.
- Against Rutgers (1/25), Ayala passed Jake Layman and became just the fifth player in program history to record 200 career 3-pointers. He recently passed Anthony Cowan Jr. for third and now trails only Juan Dixon (239) and Greivis Vasquez (230).
- Prior to the season, Ayala was selected Preseason All-Big Ten and is on the watch lists for the Wooden Award and Jerry West Shooting Guard of the Year Award.

MARYLAND IN THE NET RANKINGS

- Maryland currently ranks 92nd in the NET.
- Maryland is one of eight teams in the Big Ten Conference with at least six combined Quad 1 & 2 victories, joining Wisconsin, Purdue, Michigan State, Illinois, Rutgers, Ohio State and Michigan.
- Maryland's combined 18 Quad 1 & 2 games are tied with Illinois for the most of any team in the Big Ten Conference as of Feb. 18.

NATIONAL CHAMPIONS - 20 YEARS LATER

- Later this season, the Maryland men's basketball program will celebrate the 20th anniversary of its first and only NCAA Championship in 2002.
- Former Maryland basketball player turned hall of fame coach Gary Williams led his alma mater to the title, led by a core group of players that included Juan Dixon, Steve Blake, Lonny Baxter, Chis Wilcox, Byron Mouton, Drew Nicholas and Tahj Holden, among others.
- The year prior, the Terrapins advanced to the program's first NCAA Final Four to set the stage for the team's epic run the following season.
- Juan Dixon was the tournament's most outstanding player, and was also named an AP First Team All-American and ACC Player of the Year.

COACHING STAFF CHANGES

- Maryland Athletics and head coach Mark Turgeon announced their decision to mutually part ways after eight games on Dec. 3, 2021. Assistant coach **Danny Manning** was tabbed by Director of Athletics Damon Evans to serve as interim head coach for the remainder of the season.
- Manning needs no introduction as one of college basketball's all-time greatest players, having led Kansas to a pair of Final Fours and the 1988 NCAA Championship. Turgeon was the Jayhawks' point guard in 1987 and was a graduate assistant when Kansas won the title in 1988. Manning was the 1988 college player of the year, a two-time All-American, the No. 1 overall pick in the NBA Draft and a two-time NBA All-Star.
- **Greg Manning Jr.**, who was named Director of Men's Basketball Operations in April of 2021, was elevated to interim assistant coach following the departure of Turgeon in early December.

CAREER POINTS

Player	Yrs	Pts
1. Juan Dixon	1998-02	2269
...		
18. Greg Manning	1977-81	1561
19. Derrick Lewis	1984-88	1458
20. Jake Layman	2012-16	1436
21. James Gist	2004-08	1414
22. Dez Wells	2012-15	1398
23. Gene Shue	1951-54	1384
24. Exree Hipp	1992-96	1372
25. Will Hetzel	1967-70	1370
26. Eric Ayala	2018-pres.	1359
27. Tony Massenburg	1985-86, 87-90	1354

CAREER 3-POINTERS

Player	Yrs	3-ptrs
1. Juan Dixon	1998-02	239
2. Greivis Vasquez	2006-10	230
3. Eric Ayala	2018-pres.	207
4. Anthony Cowan Jr.	2016-20	206
5. Mike Jones	2003-07	203
6. Jake Layman	2012-16	198
7. Eric Hayes	2006-10	196
8. Johnny Rhodes	1992-96	186
9. Steve Blake	1999-03	182
10. Jared Nickens	2014-18	179

BIG IN THE NET RANKINGS

Team (NET rk)	Quad 1	Quad 2	Qd 1+2
1. Wisconsin (20)	8-4	4-1	12-5
2. Purdue (10)	8-4	4-0	12-4
3. Illinois (14)	5-5	6-2	11-7
4. MSU (27)	4-5	5-2	9-7
5. Rutgers (75)	6-3	2-3	8-6
6. Ohio State (17)	4-5	4-1	8-6
7. Michigan (31)	3-7	3-2	6-9
8. Maryland (92)	3-8	3-4	6-12
9. Iowa (21)	0-6	5-2	5-8
10. Indiana (44)	2-6	3-3	5-9
11. Penn State (80)	3-8	2-3	5-11
12. Northwestern (65)	1-10	3-0	4-10
13. Minnesota (107)	2-10	1-1	3-11
14. Nebraska (186)	0-10	0-7	0-17

The Polls

Associated Press Top 25 - Feb. 14

Rk	Team	Rec.	Pts	Prev.
1	Gonzaga (56)	21-1	1,496	2
2	Auburn (4)	23-2	1,413	1
3	Arizona	22-2	1,370	4
4	Kentucky	21-4	1,350	5
5	Purdue	22-4	1,163	3
6	Kansas	20-4	1,151	8
7	Baylor	21-4	1,148	10
8	Providence	21-2	1,093	11
9	Duke	21-4	1,073	7
10	Villanova	19-6	911	15
11	Texas Tech	19-6	858	9
12	Illinois	18-6	778	13
13	UCLA	17-5	711	12
14	Houston	20-4	700	6
15	Wisconsin	19-5	631	14
16	Tennessee	18-6	595	19
17	Southern California	21-4	554	21
18	Ohio State	15-6	503	16
19	Michigan State	18-6	485	17
20	Texas	18-7	410	20
21	Murray State	24-2	290	23
22	Wyoming	21-3	190	NR
23	Arkansas	19-6	158	NR
24	UConn	17-7	112	24
25	Alabama	16-9	80	NR

Others receiving votes: Marquette 77, Xavier 51, Colorado State 29, Saint Mary's 22, LSU 18, Iowa 17, Notre Dame 17, SMU 14, Rutgers 10, Virginia 4, Miami (FL) 3, Boise State 3, Toledo 3, South Dakota State 3, Belmont 2, San Francisco 2, Vermont 1, Wake Forest 1

USA Today Coaches Top 25 - Feb. 14

Rk	Team	Rec.	Pts
1	Gonzaga(30)	21-2	798
2	Auburn(2)	23-2	734
3	Kentucky	21-4	731
4	Arizona	22-2	725
5	Duke	21-4	631
6	Kansas	20-4	603
7	Purdue	22-4	596
8	Baylor	21-4	583
9	Providence	21-2	577
10	Villanova	19-6	475
11	Texas Tech	19-6	451
12	Illinois	18-6	441
13	Tennessee	18-6	360
14	UCLA	17-5	358
15	Houston	20-4	351
16	Wisconsin	19-5	328
17	USC	21-4	288
18	Ohio State	15-6	278
19	Michigan State	18-6	244
20	Texas	18-7	170
21	Murray State	24-2	105
22	Wyoming	21-3	94
23	Marquette	16-9	87
24	UConn	17-7	68
	Arkansas	19-6	68

Others receiving votes: Alabama 55, Saint Mary's 45, Colorado State 33, Xavier 20, Notre Dame 18, Wake Forest 16, Miami 14, LSU 8, SMU 7, Loyola Chicago 7, Seton Hall 6, Rutgers 6, Boise State 6, Davidson 4, San Francisco 3, Iowa 2, North Carolina 2, Iowa State 2, TCU 1, Missouri State 1

CHAMPIONSHIP PEDIGREE

- Maryland is loaded with players who have won championships at the collegiate level:
 - **Qudus Wahab**: 2021 Big East Tournament (Georgetown); All-Tournament Team
 - **Eric Ayala**: 2020 Big Ten Regular Season (Maryland)
 - **Donta Scott**: 2020 Big Ten Regular Season (Maryland)
 - **Hakim Hart**: 2020 Big Ten Regular Season (Maryland)
 - **Xavier Green**: 2019 Conference USA Tournament (Old Dominion); Tournament MVP
 - **Fatts Russell**: 2018 Atlantic 10 Regular Season (Rhode Island)

VETERAN LEADERSHIP

- The Terrapins feature four players who have appeared in at least 100 career collegiate games: **Xavier Green** (147), **Fatts Russell** (145), **Simon Wright** (127) and **Eric Ayala** (119). Additionally, the Terps feature experienced junior forwards **Donta Scott** (88) and **Qudus Wahab** (84).
- The trio of Russell (1957), Ayala (1359) and Green (1115) are all members of the 1,000-point club.

GRADUATE PATCHES

- New this season: Three Terrapins will wear "GRADUATE" patches on their uniforms throughout the season as a nod to the degrees they've earned: **Fatts Russell**, **Xavier Green** and **Simon Wright**. Maryland is the only school in the Big Ten that wears "GRADUATE" patches.

FULLY VACCINATED

- The Maryland men's basketball team and its staff are 100-percent vaccinated.
- The news comes on the heels of the 2020-21 season, when the Terrapins proudly did not have a single COVID pause or student-athlete test positive.

BIAS ENSRINED IN NATIONAL COLLEGIATE HALL OF FAME

- The late Len Bias was officially inducted into the National Collegiate Basketball Hall of Fame Sunday, Nov. 21, in Kansas City.
- He is the second player in Maryland history to be inducted, joining Tom McMillen (2006). Former coaches Gary Williams (2014) and Lefty Driesell (2007) are also in the collegiate Hall of Fame.
- Few players dominated the ACC like Bias from 1982-86, as he finished his career with 2,149 career points. His accolades include two ACC Player of the Year awards, two All-ACC First Team selections and All-America honors in 1985 and 1986.
- Bias was selected with the No. 2 overall pick in the 1986 NBA Draft by the Boston Celtics, before his tragic passing days later.

TERPS IN THE PROS

- Aaron Wiggins became the most recent former Maryland player to be selected into the NBA, as he was taken with the 55th overall pick by the Oklahoma City Thunder.
- Wiggins continues an impressive span of draft picks for the Terrapins, which have had seven players drafted in the last six seasons. The mark is tied for the most in the Big Ten during that span with Michigan.
- The Terrapins have five other players currently in the NBA, including Kevin Huerter (Atlanta Hawks), Bruno Fernando (Boston Celtics), Jalen Smith (Phoenix Suns), Jake Layman (Minnesota Timberwolves) and Alex Len (Sacramento Kings).

MARYLAND RADIO CREW

- Maryland Sports Radio Network play-by-play announcer Johnny Holliday is in his his 43rd season of broadcasting Maryland basketball this season.
- Holliday's partners on the call are Chris Knoche, who was the head coach at American (1990-97), and Terrapin legend, Walt "The Wizard" Williams, who averaged 26.8 points as a senior in 1991-92 and went on to play 11 seasons in the NBA.
- in his 23rd season as Maryland's color analyst.
- Holliday has broadcast over 1,500 University of Maryland games during his Hall of Fame career, including 14 bowl games, 10 Sweet 16s, two Final Fours and Maryland's 2002 National Championship.
- Knoche played basketball at American University under HOF coach Gary Williams from 1979-81, and he later coached there from 1990-97 before joining the Maryland Sports Radio Network crew.
- Williams set numerous Maryland records during his playing days from 1988 to 1992, including his incredible streak of seven consecutive 30-point games. He was selected with the seventh pick of the 1992 NBA Draft and would go on to play 11 seasons.

NBA DRAFT PICKS LAST SIX YEARS	
Player	Selections
1. Maryland	7
Michigan	7
3. Michigan State	6
4. Purdue	4
5. Indiana	3
6. Iowa	2
Nebraska	2
8. Illinois	1
Minnesota	1
Ohio State	1
Penn State	1
12. Northwestern	0
Rutgers	0
Wisconsin	0

All-Time Series

Penn State

Maryland leads, 14-13

12-1-1960	H	W	64-47
12-2-61	A	L	65-71
12-1-62	H	L	61-62
12-7-63	A	L	62-91
12-2-64	H	W	72-71
12-1-65	A	L	61-65
12-1-66	H	W	76-53
12-2-67	A	L	71-76
11-30-68	H	W	66-56
12-1-77	N1	W	89-80
12-7-78	N1	W	69-61
12-3-79	N1	W	56-55
11-27-82	N2	L	79-97
12-6-83	N1	W	67-58
3-19-90	A3	L	78-80
12-1-10	A4	W	62-39
2-4-15	H	W	64-58
2-14-15	A	W	76-63
12-30-15	H	W	70-64
2-7-17	A	L	64-70
1-2-18	H	W	68-63
2-7-18	A	L	74-70
12-1-18	H	W	66-59
2-27-19	A	L	61-78
12-10-19	A	L	69-76
2-5-21	A	L	50-55
3-7-21	H	L	61-66

1-at Hershey, Pa. (Hershey Park Arena); 2-at Baltimore, Md. (Baltimore Arena); 3-National Invitation Tournament at State College, Pa. (Recreation Building); 4-ACC/Big Ten Challenge at State College, Pa. (Bryce Jordan Center)

SERIES PROFILE

Terps at Home: 8-2
Terps at Cole Field House: 4-1
Terps at XFINITY Center: 4-1
Terps on the Road: 1-10
Terps at Neutral Site: 4-1
Terps since 2014-15: 5-6
Last 10 Games: 4-6
Current Streak: PSU won 4
Longest UM Win Streak: 4
Longest PSU Win Streak: 4
Largest Win Margin: 23 (62-39 on 12/1/2010)
Largest Loss Margin: 29 (62-91 on 12/7/1963)
Most UM Points Scored: 89 (89-80 on 12/1/1977)
Most PSU Points Scored: 97 (79-97 on 11/27/1982)

Season Honors

#5 Eric Ayala

- 2021 Baha Mar Bahamas All-Tourney Team
- Preseason All-Big Ten
- 2022 West SG of the Year Watch List
- Wooden Award Preseason Watch List

#24 Donta Scott

- 2022 Malone PF of the Year Watch List

#33 Qudus Wahab

- 2022 Abdul-Jabbar C of the Year Watch List



DANNY MANNING - INTERIM HEAD COACH

123-151 (9TH SEASON) / 7-11 (1ST SEASON AT MARYLAND)

One of the most accomplished players in the history of college basketball, Danny Manning was named interim head coach on Dec. 3, 2021 following the resignation of Mark Turgeon. He was originally hired as an assistant coach on April 26, 2021.

Manning most recently spent the last year as an analyst for ESPN, following

six years (2014-20) as head coach of the Wake Forest Demon Deacons and two years (2012-14) as head coach at Tulsa.

As a player, Manning's resume is unrivaled. His list of accomplishments are what young players dream of achieving: NCAA Champion, consensus National Player of the Year, All-American, No. 1 overall NBA Draft Pick, NBA All-Star and College Basketball Hall of Famer. After winning a national title as an assistant coach at Kansas, Manning's years as a head coach included taking two different schools to the NCAA Tournament and winning a conference regular season and tournament title.

During his six seasons at Wake Forest, Manning guided 14 players to play professionally, including NBA players John Collins and Jaylen Hoard. The Demon Deacons had six different players earn All-ACC honors during the Manning era while having six players earn Academic All-ACC accolades.

In 2016-17, Manning helped lead Wake Forest to its first post-season appearance in seven seasons. The Deacs were led by All-American John Collins, who was selected by the Atlanta Hawks with the No. 19 overall selection of the NBA Draft. Following the season, Manning received the Skip Prosser Man of the Year Award, given annually to a coach who had success on the court and shows moral integrity off of it.

Manning came to Wake Forest after spending two seasons as the head coach at the University of Tulsa. He was named the 2013-14 Conference USA Coach of the Year after leading the Golden Hurricane to the conference championship and a berth in the round of 64 of the NCAA Tournament, Tulsa's first appearance since 2003. Manning was also a finalist for two national Coach of the Year awards in 2013-14, including the Jim Phelan Award, given to the nation's top coach, and the Ben Jobe Award, given to the nation's top minority coach.

Prior to taking the reins at Tulsa, Manning spent nine seasons on the staff at Kansas, his alma mater. After retiring from professional basketball in 2003, he began his coaching career as a member of Bill Self's first staff at Kansas. For four seasons, he served as Director of Student-Athlete Development/Team Manager.

Manning was elevated to assistant coach in March 2007 and helped the Jayhawks win the 2008 national title in his first season in his new position. He also helped Kansas advance to the 2012 national title game in his final season in Lawrence.

During his time on staff at Kansas, Manning was a part of one NCAA national title, two Final Fours, five NCAA Elite Eight appearances, eight Big 12 regular season conference titles, five Big 12

tournament championships and 269 career victories. During his five-year tenure as an assistant coach, Kansas went 164-24 (.872) overall.

When he arrived in Winston-Salem, Manning was the first coaching hire in ACC basketball history to come into the job with NCAA championships as a player and as a coach to his name.

In addition to coaching at the collegiate level, Manning has been involved on the international level with USA Basketball. In 2017, he spent the summer as an assistant coach on John Calipari's staff of the U19 National Team. In 2018, he assisted Fife with the U18 National Team. He also previously served as a court coach during U18 National Team training camps.

During his playing career, Manning played for eight head coaches now enshrined in Springfield: Larry Brown (Kansas, Los Angeles Clippers), Denny Crum (1987 Pan American Games), Don Nelson (Dallas Mavericks), Lute Olson (1984 USA R. William Jones Cup), Jerry Sloan (Utah Jazz), John Thompson (1988 Olympics), Paul Westhead (Phoenix Suns) and Lenny Wilkens (Atlanta Hawks). As a coach, he has been mentored by Hall of Famers Bill Self at Kansas and John Calipari with the USA U19 National Team.

Manning has coached 15 NBA draft picks, including 10 first-round selections.

Manning recruited two McDonald's High School All-Americans, including 2010 NBA first-round draft pick Xavier Henry. He also coached two Academic All-Americans in Cole Aldrich and Tyrel Reed.

A Jayhawk legend, Manning is Kansas' all-time leading scorer and rebounder, finishing his four-year career with 2,951 points and 1,187 rebounds. The 10th all-time leading scorer in NCAA history, Manning was named a consensus first-team All-American selection in 1987 and 1988, the consensus College Player of the Year in 1988 and a three-time Big Eight Conference Player of the Year (1986, 1987, 1988).

Manning was named the 1988 NCAA Final Four Most Outstanding Player en route to leading the Jayhawks--dubbed "Danny and the Miracles"--to an 83-79 victory over Oklahoma for the 1988 national championship. He was also named the MVP of the NCAA Midwest Regional in 1986 and 1988. Manning's sophomore year in 1986 Kansas finished 35-4 and advanced to the Final Four in Dallas.

Recognized for all of his accomplishments on the court, Manning was inducted into the National Collegiate Basketball Hall of Fame on November 23, 2008.

The No. 1 overall pick in the 1988 NBA Draft by the Los Angeles Clippers, Manning played 15 seasons in the league for seven different professional teams.

Manning won a bronze medal as a member of the 1988 USA Olympic Team in Seoul, South Korea. He also won a silver medal for the U.S. at the 1987 Pan American games in Indianapolis.

Born May 17, 1966, Manning earned his degree in communication from the University of Kansas in 1991. Danny and his wife, Julie, have two children -- daughter Taylor, who played volleyball at Kansas, and son Evan, who played basketball at Kansas and was most recently a graduate assistant in 2020-21 for the National Finalist Gonzaga Bulldogs.

COACHING HONORS

- C-USA Coach of the Year (2014)
- C-USA Regular Season Champions (2014)
- C-USA Tournament Champions (2014)
- As assistant: NCAA Champion (2008)

COACHING CAREER

- Maryland (Interim Head Coach), 2021-pres.
- Maryland (Assistant Coach), 2021
- Wake Forest (Head Coach), 2014-20
- Tulsa (Head Coach), 2012-14
- Kansas (Assistant Coach), 2006-12
- Kansas (Team Manager), 2003-06

PLAYING HONORS

- 2x NBA All-Star (1993, 1994)
- NBA Sixth Man of the Year (1988)
- No. 1 Overall Pick - 1988 NBA Draft
- NCAA Champion (1988)
- NCAA Final Four Most Outstanding Player (1988)
- National College Player of the Year (1988)
- Bronze Medalist - Olympic Games (1988)
- 2x Consensus First Team All-American (1987, 88)
- Consensus Second Team All-American (1986)
- 3x Big Eight Player of the Year (1986-88)
- No. 25 jersey retired by Kansas Jayhawks
- USA Basketball Male Athlete of the Year (1987)
- First Team Parade All-American (1984)
- McDonald's All-American (1984)

PLAYING CAREER

- University of Kansas, 1984-88
- Los Angeles Clippers, 1988-94
- Atlanta Hawks, 1994
- Phoenix Suns, 1994-99
- Milwaukee Bucks, 1999-00
- Utah Jazz, 2000-01
- Dallas Mavericks, 2001-02
- Detroit Pistons, 2003

PERSONAL

Education:

- University of Kansas '91
- Lawrence High School '84

Born:

- May 17, 1966 (Hattiesburg, Miss.)

MANNING'S COACHING RECORD

Year	School	Overall			Conference			Finish	Postseason
		W	L	Pct.	W	L	Pct.		
2012-13	Tulsa	17	16	.515	8	8	.500	6th	CBI First Round
2013-14	Tulsa	21	13	.618	13	3	.813	T-1st	NCAA First Round (0-1)
2014-15	Wake Forest	13	19	.406	5	13	.278	12th	
2015-16	Wake Forest	11	20	.355	2	16	.111	13th	
2016-17	Wake Forest	19	14	.576	9	9	.500	10th	NCAA First Four (0-1)
2017-18	Wake Forest	11	20	.355	4	14	.222	14th	
2018-19	Wake Forest	11	20	.355	4	14	.222	13th	
2019-20	Wake Forest	13	18	.419	6	20	.231	T-13th	
2021-22	MARYLAND	7	11	.389	4	11	.267		
2 Years	Tulsa	38	29	.567	21	11	.656	--	NCAA 0-1
6 Years	Wake Forest	78	111	.413	30	80	.273	--	NCAA 0-1
1 Years	Maryland	7	11	.389	4	11	.267	--	
9 Years	Overall	123	151	.449	55	102	.350		NCAA 0-2



MATT BRADY
ASSISTANT COACH
5TH YEAR AT MARYLAND
SIENA '87

Matt Brady was elevated to the role of assistant coach in June of 2018 and has spent the last three seasons in the role. He was previously hired by Turgeon as the director of player personnel on July 10, 2017. Brady, who has over 30 years of experience as a coach at the Division I

level, including 12 as a head coach, came to Maryland after serving as an assistant coach at La Salle the previous season.

In three seasons as an assistant coach, the Terrapins have advanced to two NCAA Tournaments (three if you count the COVID-shortened 2019-20 season) and captured the 2020 Big Ten Championship.

In 2020-21, the Terrapins overcame a 4-9 hole in Big Ten Conference play to advance to the NCAA Tournament Round of 32. Guards Aaron Wiggins, Eric Ayala and Darryl Morsell each earned All-Big Ten selections, with Morsell being named the conference's defensive player of the year. Wiggins was later selected in the NBA Draft by the Oklahoma City Thunder.

In 2019-20, Brady helped lead the Terrapins to the 2020 Big Ten Championship and a 24-7 overall record, before the season was cut short (no postseason) due to the coronavirus pandemic. Brady helped develop All-Big Ten First Teamers Anthony Cowan Jr. and Jalen Smith. Smith was also a unanimous All-American and top-10 draft pick in the NBA Draft. The Terps finished the season ranked No. 12 in the Associated Press poll.

In 2018-19, he helped lead the Terps to the Second Round of the NCAA Tournament and a 23-11 overall record despite being the fourth-youngest team in the country according to KenPom.

Prior to La Salle, Brady was the head coach at James Madison for eight seasons, racking up 139 wins, including four seasons with 20 or more victories. In 2013, he led the Dukes to a CAA Championship and an NCAA Tournament bid. He also guided the Dukes to three additional postseason appearances and the 2015 CAA regular season title.

Brady was recognized as State Coach of the Year by the Virginia Sports Information Directors in 2013 following his NCAA Tournament campaign and was also tabbed District 10 Co-Coach of the Year by the National Association of Basketball Coaches.

Brady inherited a JMU program that finished last in the conference in scoring, field goal and three-point percentage in 2007. The following season, Brady had the Dukes atop the conference in all three statistical categories. While at JMU, Brady coached 10 all-CAA players and four all-district honorees. Brady mentored three of the top 10 scorers in program history as well as three of the top 10 three-point shooters.

Prior to leading the program at James Madison, Brady was the head coach at Marist for four seasons from 2004-08 where compiled a 73-50 record with the Red Foxes and improved their win total during each of his first three seasons with the team. Marist set a program record for wins during its 25-9 season in 2006-07 when Brady was the MAAC and New York City-area coach of the year.

A 1987 Siena graduate and a native of Haddon Heights, N.J., Brady was a Division I assistant coach for 17 seasons at Rhode Island (1987-89), Wagner (1989-93) and Saint Joseph's (1993-04).

While Brady was at Saint Joseph's, the Hawks appeared in the NCAA Tournament four times, the NIT three times and won four Big 5 championships and three Atlantic 10 titles. Saint Joseph's was 27-0 during the regular season in 2003-04, earned a No. 1 national ranking and a No. 1 seed for the NCAA Tournament, ultimately reaching the Elite Eight. Brady was involved in recruiting several of the top players in Saint Joseph's history, including 2004 National Player of the Year Jameer Nelson and Delonte West, an honorable mention Associated Press All-America selection.

As a player at Siena, Brady appeared in 114 career games, including 92 as a starter. He completed his career as the program's all-time assists leader (593), and he was inducted into the school's hall of fame in 1993. For his career he accumulated 1,106 points (9.7 points per game) and was a 45.9 percent shooter from the field.

Brady was a standout at Paul VI High School in Haddon (N.J.) Township and was named to the 1980s South Jersey All-Decade Team. He was enshrined in the Camden County Sports Hall of Fame in 2012. Brady and his wife Mary have three sons, Logan - who is a student at Maryland and manager on the team - and twins Cole and Griffin.

BRADY CAREER

- 2018-pres. - Assistant Coach, Maryland
- 2017-18 - Director of Player Personnel, Maryland
- 2016-17 - Assistant Coach, La Salle
- 2008-16 - Head Coach, James Madison
- 2004-08 - Head Coach, Marist
- 1993-04 - Assistant Coach, Saint Joseph's
- 1989-93 - Assistant Coach, Wagner
- 1987-89 - Assistant Coach, Rhode Island



GREG MANNING JR.
INTERIM ASSISTANT COACH
4TH YEAR AT MARYLAND
LOYOLA (MD) ('08)

Greg Manning Jr. was elevated to the role of interim assistant coach following the departure of head coach Mark Turgeon on Dec. 3, 2021. Manning also serves as the program's director of men's basketball operations, a role he obtained in April of 2021. He had previously served as the team's video coordinator for three seasons

from 2018-21.

In three seasons with the Terps, Maryland has advanced to three NCAA Tournaments (including 2019-20 which was cut short due to the pandemic).

In 2019-20, Manning was part of a staff that led Maryland to its first Big Ten Championship since joining the conference and was a lock for the NCAA Tournament before the season was cut short (no postseason) due to the coronavirus pandemic. In Manning's first season, the Terps reached the second round of the NCAA Tournament.

As video coordinator, Manning was charged with coordinating the internal video needs of the program, including advanced scouting, film, edits and recruiting materials

Prior to Maryland, Manning served as an assistant coach under Jimmy Patsos at Siena beginning in 2013. Manning helped guide the Saints to the program's first MAAC Championship Game appearance in seven years during the 2016-17 campaign. Siena won 13 of its final 19 contests to amass a 17-17 overall record and finish tied for third in the MAAC with a 12-8 league mark.

Manning played a key role in the development of four 1,000-point scorers in Brett Bisping, Lavon Long, Javion Ogunyemi, and Marquis Wright. Siena's decorated senior class, which also included walk-on Jimmy Merrill, combined to finish with 5,787 career points, and the Saints were one of just two Division I programs along with National Champion North Carolina to feature four 1,000-point scorers on their 2016-17 roster.

In 2015-16, Manning helped guide Siena to a 21-13 overall record and third place finish in the conference with a 13-7 league mark as Siena advanced to the MAAC Semifinals. The 21 wins marked the program's most in six years as the Saints posted a 10-win improvement from the previous season, which was tied for the 12th best nationally, and earned the program's second College Basketball Invitational appearance in three years.

In his first season, Manning helped Patsos orchestrate a 12-win improvement which was tied for the second best in all of Division I. Siena won 20 games and earned a berth to the College Basketball Invitational, which the Saints captured by taking the best-of-three series against Fresno State to earn the program's first Division I national postseason tournament championship.

Manning was an integral part of the revival of Loyola basketball under Patsos, a process that began during his playing career from 2004-08. The Greyhounds went 52-40 in Manning's last three years in the Green and Grey after posting just seven victories in the previous two seasons combined.

As a member of the coaching staff, Manning helped complete the transformation as the program took off. The Greyhounds went 47-21 the last two seasons, reaching the NCAA Tournament for the first time in 18 years in 2012, and advancing to the quarterfinals of the CollegeInsider.com Postseason Tournament in 2013.

Manning's Maryland connections run deep, as his father Greg Sr. played four seasons under Lefty Driesell from 1977-81. Manning Sr. remains one of the most prolific shooters in Maryland history, ranking third in career field goal percentage (.583) and second in career free throw percentage (.858). The elder Manning also spent 15 seasons as an analyst for the Maryland Sports Radio Network.

Manning coached an 11-player team of top college players against international competition in Belgium and Germany in the summer of 2012. In the summer of 2014 he again took a team of college all stars that included Siena's Lavon Long and Javion Ogunyemi on a European tour of Belgium, England and France, and in the summer of 2015 he brought a team that included Maryland forward Ivan Bender and Marquis Wright to Croatia.

A native of Alpharetta, Ga., Manning graduated with a bachelor's degree in communications/public relations from Loyola in 2008. He spent the summer following graduation attending camps across the country, including the Eastern Invitational in New Jersey and the camps at the University of Maryland and West Virginia University, before joining the Greyhounds' staff full-time.

MANNING JR. CAREER

- 2021-pres. - Interim Assistant Coach/Director of Operations, Maryland
- 2018-21 - Video Coordinator, Maryland
- 2013-18 - Assistant Coach, Siena
- 2008-13 - Assistant Coach, Loyola (Md.)



#0 MARCUS DOCKERY

GUARD • 6-2 • 180 • SO • 1V • WASHINGTON, DC (BREWSTER ACADEMY (N.H.))

► 2021-22 Season

- Had a career night against Iowa (2/10), posting career-bests in points (12) and assists (12).
- Scored first points of the season vs. Northwestern (12/5).
- Dedicating season to friend and former teammate Terrence Clarke, who he played with at Brewster Academy. Clarke, who was projected to be a first round pick in the NBA Draft,

passed away in a car accident following his freshman season at Kentucky. Dockery wears a pendant with Clarke's face on it to honor him.

► 2020-21 Season

- Appeared in 14 games as a reserve guard, connecting on 7-of-9 attempts on the season.
- Scored a career-high eight points, knocking down all three shot attempts, vs. #5 Iowa (1/7).
- Dished first career assist vs. La Salle (12/22).
- Scored first collegiate points against Navy (11/27).
- Made collegiate debut against Old Dominion (11/25).

► Before Maryland

- Three-star recruit according to 247 Sports
- Rated as the 18th combo guard nationally according to 247 Sports
- Three-star recruit via ESPN
- Rated the No. 6 player in Washington, D.C. via ESPN...three-star recruit via Rivals
- Helped lead nationally renowned Brewster Academy (N.H.) win the 2020 National Prep Championship as a senior
- Played junior season at Bishop O'Connell High School, the alma mater of former Maryland Terrapin Melo Trimble
- Averaged team-best 16 points a game as a junior at Bishop O'Connell
- Played AAU ball for DC Premier.

► Personal

- Chose Maryland because of its proximity to home and desire to play in front of friends and family
- Loves watching Stephen Curry
- Models game after fellow left-hander D'Angelo Russell and Damian Lillard, in addition to Patrick Beverley on the defensive end
- Former Terrapin guards Anthony Cowan Jr. and Melo Trimble served as local inspirations growing up in the area
- Wore #0 playing for local AAU team DC Premier and it has also worn by D'Angelo Russell, who he models his game after.
- Major is undeclared.

► DOCKERY '21-22 Game-By-Game

OPPONENT	MIN	FG-A	3FG-A	FT-A	O-D-R	PF	A	TO	S	BLK	TP
QUINNIPIAC	3	0-0	0-0	0-0	0-0-0	1	0	0	0	0	0
GEORGE WASHINGTON	dnp-cd										
VERMONT	dnp-cd										
GEORGE MASON	dnp-cd										
HOFSTRA	dnp-cd										
vs. Richmond	dnp-cd										
vs. Louisville	dnp-cd										
VIRGINIA TECH	dnp-cd										
NORTHWESTERN	9	1-2	0-1	0-0	1-0-1	2	0	1	0	0	2
vs. #20 Florida	1	0-0	0-0	0-0	0-0-0	0	0	0	0	0	0
LEHIGH	3	0-1	0-1	0-0	0-0-0	0	0	0	0	0	0
BROWN	dnp-cd										
at Iowa	dnp-cd										
at Illinois	dnp-cd										
#23 WISCONSIN	dnp-cd										
at Northwestern	dnp-cd										
RUTGERS	dnp-cd										
at Michigan	2	1-1	0-0	0-1	0-0-0	0	0	0	0	0	2
vs. #17 ILLINOIS	dnp-cd										
at Rutgers	dnp-cd										
INDIANA	dnp-cd										
#13 MICHIGAN STATE	dnp-cd										
at #16 Ohio State	1	0-1	0-1	0-0	0-0-0	0	0	0	0	0	0
IOWA	13	3-7	2-4	2-2	1-1-2	2	2	0	0	0	12
at #3 Purdue	3	0-0	0-0	0-0	0-0-0	0	0	0	0	0	0
at Nebraska	dnp-cd										
PENN STATE											
at Indiana											
OHIO STATE											
MINNESOTA											
at Michigan State											

Yr	G-S	Min/g	FG-A/%	3FG-A/%	FT-A/%	Reb/g	A	Stl	Blk	TO	Pt/g
20-21	14-0	3.7	7-9/.778	3-5/.600	2-5/.400	0.3	1	1	0	0	1.4
21-20	8-0	4.4	5-12/.417	2-7/.286	2-3/.667	0.4	2	0	0	2	1.8
Total	22-0	3.9	12-21/.571	5-12/.417	4-8/.500	0.3	3	1	0	2	1.5

► DOCKERY Season/Career Highs

	SEASON	CAREER HIGHS
POINTS	12 vs. Iowa (2/10)	12 vs. Iowa (2/10/22)
REBOUNDS	2 vs. Iowa (2/10)	2 (2x), last vs. Iowa (2/10/22)
FG MADE	3 vs. Iowa (2/10)	3 (2x), last vs. Iowa (2/10/22)
FG ATT.	7 vs. Iowa (2/10)	7 vs. Iowa (2/10/22)
3 FG MADE	2 vs. Iowa (2/10)	2 (2x), last vs. Iowa (2/10/22)
3 FG ATT.	4 vs. Iowa (2/10)	4 vs. Iowa (2/10/22)
FT MADE	2 vs. Iowa (2/10)	2 vs. Iowa (2/10/22)
FT ATT.	2 vs. Iowa (2/10)	2 (3x), last vs. Iowa (2/10/22)
ASSISTS	2 vs. Iowa (2/10)	2 vs. Iowa (2/10/22)
BLOCKS		
STEALS		
MINUTES	13 vs. Iowa (2/10)	13 vs. Iowa (2/10/22)

► DOCKERY Miscellaneous Stats

Category	Season	Career	Last Time
Double-Figure Scoring			
20-plus Points			
10-plus Rebounds			
5-plus Rebounds			
5-plus Assists			
3-plus Steals			
Double-Doubles			





#4 FATTS RUSSELL

GUARD • 5-11 • 165 • GR • TR • PHILADELPHIA, PA (IMHOTEP CHARTER/RHODE ISLAND)

► 2021-22 Season

- *The only active player in Division I with 1900 points, 500 assists and 225 steals*
- Posted third straight game with 20 points, scoring 23 at Nebraska (2/18).
- Tallied 24 points, nine rebounds, six assists and three steals

to lead Maryland in near-upset at #3 Purdue (2/13).
 • Recorded 1,900th point and 500th assist vs. Iowa (2/10).
 • Has 20 points and six assists vs. Iowa (2/10).
 • Matched season-high with 23 points at Rutgers (1/25).
 • Had 15 points, seven rebounds and three steals vs. #17 Illinois (1/21).
 • Record season-highs in points (23) and assists (7) at Northwestern (1/12).
 • Posted 18 points and five assists vs. Brown (12/30).
 • Scored 19 points, including the go-ahead "and-1" with less than a minute remaining to claim game MVP honors vs. #20 Florida (12/12).
 • Scored 22 points in win vs. Vermont (11/13).
 • Added 13 pounds in the offseason.

► Career at Rhode Island

- All-time leader - Career steals (213)
- 6th - Career assists (411)
- 13th - Career points (1594)
- Earned undergrad degree in Human Development; currently pursuing second degree in African American studies at Maryland

► 2020-21 Season (Rhode Island)

- *2020 2K Empire Cassic All-Tournament Team*
- Started 22 of the 23 games he played; led team with 14.7 points per game
- Scored a season-high 27 points and had five assists at Duquesne. His second assist made him the fourth player in team history with 1,500 points and 400 assists (2/27)
- Became Rhode Island's all-time leader in steals with four against Dayton, ending the game with 210; also scored 20 points and had seven assists (2/18)

► 2019-20 Season (Rhode Island)

- *2019-20 Atlantic 10 First Team All-Conference; 2019-20 Atlantic 10 All-Defensive Team*
- *2019-20 USBWA Distric 1 Player of the Year*
- *Atlantic 10 Player of the Week (11/25/19)*
- Appeared in all 30 games (29 starts) averaging 18.8 points, 4.6 assists, 3.4 rebounds and 2.87 steals (2nd in the country) per game
- Had 17 points, six assists and a program-record eight steals against Saint Louis (3/1)
- Scored his 1,000th career point and had 25 overall at Saint Joseph's (1/15)
- Scored 32 points to go with five assists and five steals at West Virginia (12/1)

► 2018-19 Season (Rhode Island)

- *CBS Sports National Payer of the Week & Atlantic 10 Player of the Week (3/11/19)*
- Started all 32 games in which he played, averaging 14.2 points and 2.7 rebounds
- Set a Rhode Island record for points in a road game when he scored 41 at Saint Joseph's in an 86-85 overtime win

► 2017-18 Season (Rhode Island)

- *Atlantic 10 Rookie of the Week (12/4/17)*
- Appeared off the bench in all 34 games, averaging 18.0 mins and 7.0 points/g

► Notables

- Name is Daron (pronounced duh-ron) "Fatts" Russell; nickname was given to him by his mother when he was a baby because he was so chubby.
- Son of Terri Sutton and stepson of Tahar Sutton
- Has two brothers, DeWayne (played collegiately at Grand Canyon) and Dejuan, and one sister, Taahira
- Finished career as Imhotep Charter's all-time leader in points (1,813), assists, and steals
- As a senior (alongside current teammate Donta Scott), helped lead the Panthers to the Philadelphia Public League and City titles before capturing the PIAA 4A State Championship, scoring a team-high 25 points in the victory over Strong Vincent
- Starting point guard for head coach Andre Noble's squad that finished the 2016-17 season with a 31-2 record ... team was ranked No. 3 by MaxPreps and No. 5 by USA Today.
- Earned Philadelphia Public League and Pennsylvania Class 4A Player of the Year honors

► RUSSELL '21-22 Game-By-Game

OPPONENT	MIN	FG-A	3FG-A	FT-A	O-D-R	PF	A	TO	S	BLK	TP
QUINNIPIAC*	26	5-9	0-0	2-2	0-2-2	2	4	2	0	0	12
GEORGE WASHINGTON*	28	4-10	1-1	6-7	3-3-6	3	1	2	2	1	15
VERMONT*	32	7-16	2-8	6-9	0-5-5	2	2	1	0	0	22
GEORGE MASON*	30	1-7	0-3	0-2	0-0-0	2	6	2	0	0	2
HOFSTRA*	34	3-8	0-0	7-10	0-5-5	0	4	4	1	0	13
vs. Richmond*	29	5-10	1-5	4-6	1-3-4	3	6	5	2	0	15
vs. Louisville*	33	4-11	0-0	3-4	0-6-6	4	2	1	2	0	11
VIRGINIA TECH*	38	2-10	0-3	4-4	1-4-5	2	3	2	0	0	8
NORTHWESTERN*	31	3-12	2-3	3-4	0-4-4	4	5	1	1	0	11
vs. #20 Florida*	37	7-13	3-3	2-3	1-2-3	3	2	5	1	1	19
LEHIGH*	23	1-4	0-1	0-0	0-5-5	1	3	2	1	0	2
BROWN*	29	6-9	1-2	5-5	1-2-3	2	5	2	1	0	18
at Iowa*	37	7-15	2-6	0-0	0-4-4	4	4	3	0	0	16
at Illinois*	35	4-11	0-2	3-6	0-2-2	0	5	2	1	0	11
#23 WISCONSIN*	25	5-10	0-0	3-4	0-2-2	4	6	1	2	0	13
at Northwestern*	41	6-14	2-6	9-11	0-5-5	4	7	2	1	0	23
RUTGERS*	36	2-11	0-5	5-5	1-5-6	3	4	4	1	1	9
at Michigan	26	2-6	0-1	0-0	0-2-2	2	3	2	0	0	4
#17 ILLINOIS*	38	6-13	0-2	3-4	1-6-7	2	1	3	3	0	15
at Rutgers*	36	7-16	5-8	4-5	0-3-3	2	3	2	1	0	23
INDIANA*	33	3-12	1-5	5-5	1-4-5	3	3	3	1	0	12
#13 MICHIGAN STATE*	34	4-9	2-4	0-0	1-3-4	3	1	4	1	0	10
at #16 Ohio State*	33	5-15	1-6	1-2	0-6-6	2	5	2	1	0	12
IOWA*	30	7-13	3-5	3-3	1-2-3	1	6	2	0	0	20
at #3 Purdue*	37	9-17	2-7	4-4	0-9-9	3	6	5	3	0	24
at Nebraska*	31	8-18	1-8	6-8	0-5-5	4	2	2	3	0	23
PENN STATE											
at Indiana											
OHIO STATE											
MINNESOTA											
at Michigan State											

Yr	G-S	Min/g	FG-A/%	3FG-A/%	FT-A/%	Reb/g	A	Stl	Blk	TO	Pt/g
17-18*	34-0	17.9	82-233/.352	39-131/.298	34-42/.810	1.6	53	27	1	27	7.0
18-19*	32-32	34.1	149-441/.338	40-179/.223	115-156/.737	2.7	117	56	10	74	14.2
19-20*	30-29	35.7	180-464/.388	60-168/.357	145-176/.824	3.4	138	86	6	66	18.8
20-21*	23-22	33.2	94-279/.337	24-102/.235	127-159/.799	4.5	103	44	3	54	14.7
21-22	26-25	32.2	123-299/.411	29-94/.309	88-113/.779	4.3	99	29	3	66	14.0
Total	145-108	30.1	628-1716/.366	192-674/.285	509-646/.788	3.2	510	242	23	287	13.5

*at Rhode Island

► RUSSELL Season/Career Highs

	21-22 SEASON	CAREER HIGHS
POINTS	24 at #3 Purdue (2/13)	41 at St. Joseph's (3/5/19)
REBOUNDS	9 at #3 Purdue (2/13)	9 (4x), last at #3 Purdue (2/13/22)
FG MADE	9 at #3 Purdue (2/13)	14 at West Virginia (12/1/19)
FG ATT.	18 at Nebraska (2/18)	25 at West Virginia (12/1/19)
3 FG MADE	5 at Rutgers (1/25)	7 at St. Joseph's (3/5/19)
3 FG ATT.	8 (3x), last at Nebraska (2/18)	13 at St. Joseph's (3/5/19)
FT MADE	9 at Northwestern (1/12)	16 vs. VCU (1/31/20)
FT ATT.	11 at Northwestern (1/12)	18 vs. VCU (1/31/20)
ASSISTS	7 at Northwestern (1/12)	10 (2x), last at GW (2/21/21)
BLOCKS	1 (3x), last vs. Rutgers (1/15)	2 (2x), last vs. Middle Tenn. (12/30/18)
STEALS	3 (3x), last at Nebraska (2/18)	8 vs. Saint Louis (3/1/20)
MINUTES	41 at Northwestern (1/12)	45 vs. Dayton (2/16/21)

► RUSSELL Miscellaneous Stats

Category	Season	Career	Last Time
Double-Figure Scoring	21	97	23 at Nebraska (2/18/22)
20-plus Points	6	37	23 at Nebraska (2/18/22)
30-plus Points	0	3	1/31/20 vs. VCU (1/31/21)
10-plus Rebounds	0	0	
5-plus Rebounds	13	38	5 at Nebraska (2/18/22)
5-plus Assists	10	48	6 at #3 Purdue (2/13/22)
10-plus Assists	0	2	10 at GW (2/21/21)
3-plus Steals	3	36	3 at Nebraska (2/18/22)
Double-Doubles	0	2	14 pts/10 asts at GW (2/21/21)

@limitless.fatts



#5 ERIC AYALA

GUARD • 6-5 • 205 • SR • 3V • WILMINGTON, DE (IMG ACADEMY (FLA.))

► Maryland Ranks

- 3rd - Career 3-pointers made (207)
- 12th - Career minutes (3,666)
- 1-17th - Career starts (105)
- 26th - Career points (1,359)

► 2021-22 Season

• **Baha Mar Bahamas Championship All-Tournament Team**

• **Preseason All-Big Ten**

- Became the fifth player in Maryland history to record 200 3-pointers at Rutgers (1/25), knocking down five 3's and scoring 22 points.
- Posted first career double-double with career-highs in points (26) and rebounds (11) at Northwestern (1/12).
- Had 19 points at Iowa (1/3) and vs. #23 Wisconsin (1/9).
- Scored 20 points on 8-of-13 shooting vs. Lehigh (12/28).
- Scored 19 points in win vs. #20 Florida (12/12).
- Posted 20 points, nine rebounds and five assists vs. Richmond (11/25).
- With score tied 67-67, blocked Hofstra's (11/19) game-winning 3-pt attempt.
- Scored 22 points in win vs. Vermont (11/13).
- Scored 1,000th career point in season debut vs. Quinnipiac (11/9).

► 2020-21 Season

• **Honorable Mention All-Big Ten**

• **USBWA All-District (District III)**

- Appeared in 29 games (28 starts), leading the team with 15.1 points/g and averaging 4.3 rebounds and 2.2 assists.
- Averaged 19.0 pts and 6.3 rebs in the final four games of the season (all postseason).
- Ranked third in Big Ten in free throw percentage (.831)
- Poured in 23 points vs. UConn (3/20) in NCAA first round victory.
- Scored 21 points vs. Michigan State (3/11) in Big Ten Tournament second round.
- Posted 22 points against Michigan State (2/28) on a perfect 13-for-13 from the free throw line. It was the best Maryland single-game free throw percentage since Len Bias in 1986.

► 2019-20 Season

- Appeared in all 30 games, making 20 starts, in season cut short (no postseason) due to Covid-19.
- Helped Maryland win 2020 Big Ten Championship.
- Ranked second on team in assists (2.5), while also averaging 8.5 pts and 2.9 rebs.
- Posted season-high 19 points and career-high seven rebounds vs. #25 Michigan (3/8).
- Had season-high 16 points, including 4 3-pointers, vs. Nebraska (2/11), and five assists.

► 2018-19 Season

- Started 33 consecutive games after coming off the bench in the season-opener.
- Averaged 29.0 mins/g, the 3rd-most on the team.
- Ranked second on the team in assists (2.1/g) and fourth in points (8.6g).
- Hit the 5th-most 3-pointers in Maryland freshman history (52).
- Posted 12 points and five rebounds in NCAA Tournament debut vs. Belmont (3/21).
- Notched 18 points on 7-of-11 shooting, including 4-of-5 from beyond the arc at #24 Wisconsin (2/1)

► Before Maryland

- Consensus four star recruit; Played AAU with Team WeR1
- Rated #76 recruit in the country, #7 combo guard nationally and #10 recruit in the state of Florida via 247
- Averaged 14.2 PPG and 6.3 rebounds/game with WeR1.

► Personal

- Watches LeBron James press conferences to improve public speaking.
- Non-sports hero is his mother, Brandy
- Credits ability to finish at rim to when he played forward/center as a kid due to his height.
- Major is family science.
- Name pronounced "EYE-ah-la."

► AYALA '21-22 Game-By-Game

OPPONENT	MIN	FG-A	3FG-A	FT-A	O-D-R	PF	A	TO	S	BLK	TP
QUINNIPIAC*	27	4-12	3-7	2-4	0-8-8	0	2	0	1	0	13
GEORGE WASHINGTON*	33	5-15	0-5	1-3	0-3-3	1	2	5	0	0	11
VERMONT*	37	7-18	2-8	6-6	0-2-2	3	2	2	0	0	22
GEORGE MASON*	35	6-17	5-12	0-0	1-3-4	1	4	1	1	0	17
HOFSTRA*	35	5-17	2-9	2-2	0-5-5	0	2	0	0	1	14
vs. Richmond*	35	7-13	3-8	3-5	0-9-9	2	5	3	1	0	20
vs. Louisville*	29	3-7	1-3	2-5	0-2-2	4	1	2	2	0	9
VIRGINIA TECH*	32	1-9	0-3	0-0	0-4-4	0	2	3	0	0	2
NORTHWESTERN*	36	2-12	2-6	4-4	0-5-5	1	4	6	1	0	10
vs. #20 Florida*	37	6-11	3-5	4-5	1-4-5	2	1	3	1	1	19
LEHIGH*	27	8-13	3-6	1-1	2-0-2	1	0	3	2	0	20
BROWN*	38	7-15	0-4	8-12	0-8-8	2	1	1	2	1	22
at Iowa*	37	5-11	5-9	4-7	0-6-6	2	3	0	0	1	19
at Illinois*	36	5-7	3-5	3-7	0-2-2	0	3	1	0	0	16
#23 WISCONSIN*	30	6-16	4-8	3-3	1-4-5	4	1	1	0	0	19
at Northwestern*	48	7-18	5-11	7-11	1-10-11	0	1	0	1	0	26
RUTGERS*	33	5-15	3-10	0-0	0-4-4	3	1	0	2	0	13
at Michigan*	34	8-17	2-8	4-5	0-0-0	0	0	3	0	0	22
#17 ILLINOIS*	29	4-10	1-3	0-0	0-1-1	0	0	2	0	0	9
at Rutgers*	37	8-13	5-9	1-4	1-7-8	0	3	2	0	0	22
INDIANA*	33	2-12	2-10	0-0	0-6-6	1	5	2	0	0	6
#13 MICHIGAN STATE*	39	4-15	1-7	6-7	0-4-4	0	2	2	1	0	15
at #16 Ohio State*	32	2-9	2-7	2-3	0-5-5	1	4	3	2	0	8
IOWA*	29	4-14	1-5	0-2	1-0-1	2	1	2	1	0	9
at Purdue	dnp-inj										
at Nebraska	24	0-3	0-3	2-2	1-4-5	0	4	0	0	0	2
PENN STATE											
at Indiana											
OHIO STATE											
MINNESOTA											
at Michigan State											

Yr	G-S	Min/g	FG-A/%	3FG-A/%	FT-A/%	Reb/g	A	Stl	Blk	TO	Pt/g
18-19	34-33	29.0	96-223/.430	52-128/.406	48-62/.774	2.9	72	10	10	55	8.7
19-20	31-20	27.8	87-243/.358	40-146/.274	50-69/.725	2.9	77	12	2	46	8.5
20-21	29-28	33.6	139-318/.437	57-169/.337	103-124/.831	4.3	63	34	4	48	15.1
21-22	25-24	33.7	121-319/.379	58-172/.337	65-98/.663	4.6	54	18	4	47	14.6
Total	119-105	30.8	443-1103/.402	207-615/.337	266-353/.754	3.6	266	74	20	196	11.4

► AYALA Season/Career Highs

	SEASON	CAREER HIGHS
POINTS	26 at Northwestern (1/12)	26 at Northwestern (1/12/22)
REBOUNDS	11 at Northwestern (1/12)	11 at Northwestern (1/12/22)
FG MADE	8 (3x), last at Rutgers (1/25)	8 (5x), last at Michigan (1/18/22)
FG ATT.	18 (2x), last at Northwestern (1/12)	18 (2x), last at Northwestern (1/12/22)
3 FG MADE	5 (4x), last at Rutgers (1/25)	5 (5x), last at Rutgers (1/25/22)
3 FG ATT.	12 vs. George Mason (11/17)	12 vs. George Mason (11/17/21)
FT MADE	8 vs. Brown (12/30)	13 (2x), last vs. Michigan State (2/28/21)
FT ATT.	12 vs. Brown (12/30)	15 vs. La Salle (12/22/20)
ASSISTS	5 (2x), last vs. Indiana (1/29)	7 vs. Loyola MD (12/11/18)
BLOCKS	1 (4x), last at Iowa (1/3)	2 (2x), last vs. #12 Purdue (2/12/19)
STEALS	2 (5x), last at #16 Ohio State (2/6)	3 (3x), last vs. UConn (3/20/21)
MINUTES	48 at Northwestern (1/12)	48 at Northwestern (1/12/22)

► AYALA Miscellaneous Stats

Category	Season	Career	Last Time
20-plus Points	7	15	22 at Rutgers (1/22/22)
Double-Figure Scoring	18	69	15 vs. #13 Michigan State (2/1/22)
10-plus Rebounds	1	1	11 at Northwestern (1/12/22)
5-plus Rebounds	12	37	5 at #16 Ohio State (2/6/22)
5-plus Assists	2	13	5 vs. Indiana (1/29/22)
3-plus Steals	0	3	3 vs. UConn (3/20/21)
Double-Doubles	1	1	26 pts, 11 rebs at Northwestern (1/12/22)





#10 JULIAN REESE

FORWARD • 6-9 • 230 • FR • HS • BALTIMORE, MD (ST. FRANCES ACADEMY)

► 2021-22 Season

- Tallied career-high 13 points - all in the first half - at Nebraska (2/18).
- Scored 10 points, knocking down a pair of 3-pointers, at Michigan (1/18).
- Made first career start vs. Rutgers (1/15), posting nine points

and seven rebounds.

- Matched career-high with 12 points vs. Lehigh (12/28).
- Posted career-highs in rebounds (8) and blocks (4) vs. Virginia Tech (12/1).
- Notched 10 points, six rebounds and three assists vs. Hofstra (11/19).
- Scored 12 points (4-4 FG) vs. George Mason (11/17).
- Posted 11 points, seven rebounds and three blocks in collegiate debut vs. Quinnipiac (11/9). It was the most blocks in a Terrapin debut since Alex Len posted three against Albany on 12/28/11.

► Before Maryland

- A consensus four-star recruit across all national recruiting outlets
- Ranked the 44th overall player, 10th at his position and No. 1 in the state of Maryland by 247Sports
- Ranked the 49th overall player and 15th at his position via ESPN
- As a senior in shortened Covid season, helped lead St. Frances to 15-1 record and Baltimore Catholic League championship game appearance
- Team finished with an overall record of 38-4 as a junior, winning the Baltimore Catholic League Championship
- Averaged 10.6 points, 6.7 rebounds and 3.5 blocks per game as a junior
- Received BCL Defensive Player of the Year honors
- Honorable Mention All-BCL honors
- AAU teammate with Maryland teammate Ike Cornish.

► Personal

- Son of Angel Reese
- Older sister, also named Angel, is currently a sophomore on the Maryland women's basketball team and was the No. 2 overall recruit in the Class of 2020
- Wears the same number (10) as his sister, Angel.
- Nickname is "JuJu"
- Major is undeclared.

► REESE '21-22 Game-By-Game

OPPONENT	MIN	FG-A	3FG-A	FT-A	O-D-R	PF	A	TO	S	BLK	TP
QUINNIPIAC	19	5-7	0-0	1-2	4-3-7	0	0	2	1	3	11
GEORGE WASHINGTON	17	2-9	0-1	2-2	3-2-5	2	0	2	0	0	6
VERMONT	20	1-3	0-0	5-6	2-1-3	2	2	0	0	1	7
GEORGE MASON	24	4-4	1-1	3-4	1-2-3	0	0	3	0	1	12
HOFSTRA	19	5-8	0-1	0-0	6-0-6	3	3	3	0	2	10
vs. Richmond	17	1-3	0-0	0-0	2-4-6	2	0	4	0	1	2
vs. Louisville	16	1-4	0-1	5-5	0-1-1	1	1	1	0	1	7
VIRGINIA TECH	14	3-7	0-1	1-1	5-3-8	2	0	0	1	4	7
NORTHWESTERN	12	1-6	0-0	2-2	4-1-5	2	0	1	0	0	4
vs. #20 Florida	19	2-5	0-0	2-2	1-4-5	4	0	1	0	0	6
LEHIGH	21	3-8	1-1	5-6	3-3-6	2	0	2	1	2	12
BROWN	11	0-2	0-0	0-0	1-1-2	5	1	1	0	1	0
at Iowa	13	2-5	0-1	0-0	3-2-5	4	0	0	2	0	4
at Illinois	20	2-8	0-1	0-0	3-3-6	5	0	1	3	1	4
#23 WISCONSIN	24	1-3	0-1	0-1	0-4-4	2	0	1	0	2	2
at Northwestern	15	1-2	0-1	0-0	1-1-2	5	0	2	0	0	2
RUTGERS*	25	2-7	0-2	5-6	6-1-7	3	1	1	1	0	9
at Michigan	22	4-4	2-2	0-0	2-3-5	1	1	1	1	0	10
#17 ILLINOIS	23	2-5	2-3	1-2	1-4-5	1	1	1	1	0	7
at Rutgers	15	1-3	0-2	0-0	2-1-3	1	1	1	0	1	2
INDIANA	13	0-2	0-0	0-0	1-4-5	4	0	0	0	0	0
#13 MICHIGAN STATE	17	2-3	0-0	2-3	1-6-7	2	0	2	0	1	6
at #16 Ohio State	17	2-4	0-1	2-3	3-2-5	3	0	2	0	0	6
IOWA	11	0-3	0-1	0-0	2-2-4	4	0	0	0	1	0
at #3 Purdue	17	3-5	0-0	0-0	0-1-1	3	0	0	0	0	6
at Nebraska	17	4-6	0-0	5-5	1-2-3	5	0	0	0	0	13
PENN STATE											
at Indiana											
OHIO STATE											
MINNESOTA											
at Michigan State											

Yr	G-S	Min/g	FG-A%	3FG-A%	FT-A%	Reb/g	A	Stl	Blk	TO	Pt/g
21-22	26-1	17.9	54-126/.429	6-21/.286	41-50/.820	4.6	11	11	22	32	6.0
Total	26-1	17.9	54-126/.429	6-21/.286	41-50/.820	4.6	11	11	22	32	6.0

► REESE Season/Career Highs

SEASON/CAREER HIGHS	
POINTS	13 at Nebraska (2/18/22)
REBOUNDS	8 vs. Virginia Tech (12/1/21)
FG MADE	5 (2x), last vs. Hofstra (11/19/21)
FG ATT.	9 vs. George Washington (11/11/21)
3 FG MADE	2 (2x), last vs. #17 Illinois (1/21/22)
3 FG ATT.	3 vs. #17 Illinois (1/21/22)
FT MADE	5 (5x), last at Nebraska (2/18/22)
FT ATT.	6 (3x), last vs. Rutgers (1/15/22)
ASSISTS	3 vs. Hofstra (11/19/21)
BLOCKS	4 vs. Virginia Tech (12/1/21)
STEALS	3 at Illinois (1/6/22)
MINUTES	25 vs. Rutgers (1/15/22)

► REESE Miscellaneous Stats

Category	Season/Career	Last Time
Double-Figure Scoring	6	13 at Nebraska (2/18/22)
20-plus Points		
10-plus Rebounds		
5-plus Rebounds	14	7 vs. #13 Michigan State (2/1/22)
3-plus Blocks	2	4 vs. Virginia Tech (12/1/21)
3-plus Assists	1	3 vs. Hofstra (11/19/21)
3-plus Steals	1	3 at Illinois (1/6/22)
Double-Doubles		





#11 XAVIER GREEN

GUARD • 6-6 • 205 • GR • TR • WILLIAMSBURG, VA (WILLIAMSBURG ACAD. / ODU)

► 2021-22 Season

- Lock-down perimeter defender.
- Made first start in Maryland uniform at Michigan (1/18).
- Recorded season-high 8 rebounds (including 5 offensive) at Northwestern (1/12).
- Broke out for season-best 10 points vs. Wisconsin (1/9) while

also guarding primarily Johnny Davis.

- Posted two points and four rebounds in Maryland debut vs. Quinnipiac (11/9).
- Transferred to Maryland in July of 2021.
- Put on 20 pounds since arrival on campus.

► Career at Old Dominion

- Appeared in 121 games, making 90 starts ... started every game since start of sophomore season (2018-19), averaging 33.3 minutes/g during span.
- Totaled 1055 career points, 422 rebounds and 266 assists.
- Helped lead ODU to NCAA Tournament in 2018-19, its first appearance since 2010-11.
- Earned undergraduate degree in leadership.

► 2020-21 Season (Old Dominion)

- Started all 23 contests and led team with a 34.1 minutes per game average
- Eclipsed 1,000 career points during the season
- Averaged 6.7 points and was the second highest for assists on the team with a total of 59
- Within Conference USA, ranked 5th in minutes played per contest
- Scored a season high 16 points at UAB and hauled down a season high eight rebounds against Charlotte
- Dished out a career high eight assists against Virginia Wesleyan.

► 2019-20 Season (Old Dominion)

- **Conference USA Player of the Week (11/11/19)**
- Ranked 31st nationally and third in the league for minutes played (1,151), while his 36.0 minutes per game ranked 53rd in the NCAA and third in the C-USA
- His 435 field goal attempts were the 76th most in Division I and third most in the conference
- Ranked 20th in the league in scoring (12.8 ppg)
- Led the team for minutes played and field goals made
- Second on the squad for points and assist
- Third on the team for steals and rebounds
- One of three Monarchs to start every game
- Scored a career-high 24 points at Northeastern (11/16/19)
- Grabbed a career-high 10 boards against Saint Joseph's (11/10/19)
- Dished out a career-high seven assists against FIU (1/23/20).

► 2018-19 Season (Old Dominion)

- **Conference USA Tournament MVP; All-Tournament Team**
- **Conference USA All-Defensive Team**
- Started all 35 games on the season, averaging 30.3 minutes
- Ranked 1st on team in 3PT FG% (40.6%) and 2nd on team assists (1.9 apg)
- Poured in a career-high 22 points against WKU (2/23)
- Hauled down a career-high eight rebounds versus Kennesaw State

► 2017-18 Season (Old Dominion)

- Appeared in 31 games, averaging 22.3 minutes/g.
- Poured in a career high 17 points and hauled down a career high 7 boards against UTSA

► 2016-17 Season (Old Dominion)

- **Conference USA Commissioner's Honor Roll**
- Redshirt season.

► Notables

- 3-star recruit according to ESPN
- Named Metro Conference Player of the Year and was a first-team all-state selection
- Averaged 19 points, 11 rebounds and 6 assists as a senior
- Guided Williamsburg Christian Academy to the Virginia Independent State Athletic Association Division II state semifinals
- Eclipsed the 1,000-point plateau for his prep career.
- Majoring in family science.

► GREEN '21-22 Game-By-Game

OPPONENT	MIN	FG-A	3FG-A	FT-A	O-D-R	PF	A	TO	S	BLK	TP
QUINNIPIAC	22	0-3	0-1	2-2	2-2-4	2	1	0	0	0	2
GEORGE WASHINGTON	16	1-4	0-0	0-0	1-0-1	0	2	0	0	0	2
VERMONT	20	0-1	0-1	0-0	2-3-5	1	1	1	1	0	0
GEORGE MASON	15	1-3	0-2	0-0	0-1-1	0	1	0	0	0	2
HOFSTRA	21	0-1	0-0	0-0	0-4-4	1	1	1	1	0	0
vs. Richmond	10	0-1	0-0	0-0	1-2-3	1	1	0	0	0	0
vs. Louisville	14	1-1	1-1	0-0	0-1-1	1	1	1	0	0	3
VIRGINIA TECH	12	1-1	0-0	0-0	0-0-0	1	0	0	1	1	2
NORTHWESTERN	13	0-1	0-1	0-0	0-3-3	1	1	0	0	0	0
vs. #20 Florida	14	1-1	0-0	0-0	1-1-2	0	1	1	2	0	2
LEHIGH	20	0-2	0-1	0-0	1-0-1	2	3	0	0	0	0
BROWN	16	0-1	0-0	0-0	0-0-0	2	0	0	0	0	0
at Iowa	14	1-2	0-1	0-0	0-1-1	1	0	0	0	0	2
at Illinois	22	1-3	1-2	0-0	0-4-4	2	0	0	0	0	3
#23 WISCONSIN	27	4-5	2-2	0-0	1-3-4	3	0	1	2	0	10
at Northwestern	31	2-6	0-1	0-2	5-3-8	0	1	2	2	1	4
RUTGERS	15	0-0	0-0	0-0	1-2-3	1	0	0	1	0	0
at Michigan*	21	0-0	0-0	0-0	0-0-0	2	0	1	2	0	0
#17 ILLINOIS	22	0-2	0-0	4-5	1-4-5	1	2	1	1	0	4
at Rutgers	15	1-2	1-2	0-0	0-3-3	0	0	1	0	1	3
INDIANA	21	1-3	0-1	1-2	2-3-5	1	2	0	1	0	3
#13 MICHIGAN STATE	29	1-1	0-0	0-0	0-0-0	2	2	0	1	1	2
at #16 Ohio State	13	0-3	0-2	0-0	0-0-0	0	0	0	0	0	0
IOWA	14	2-4	1-1	0-0	1-2-3	1	0	2	0	0	5
at #3 Purdue*	21	1-2	1-2	0-0	1-2-3	4	0	2	1	0	3
at Nebraska*	26	2-3	2-3	0-0	0-3-3	5	1	0	0	0	6
PENN STATE											
at Indiana											
OHIO STATE											
MINNESOTA											
at Michigan State											

Yr	G-S	Min/g	FG-A/%	3FG-A/%	FT-A/%	Reb/g	A	Stl	Blk	TO	Pt/g
16-17*											
17-18*	31-0	22.3	55-142/.387	15-45/.333	32-44/.727	2.1	56	24	2	31	5.1
18-19*	35-35	30.3	122-309/.395	54-133/.406	39-57/.684	3.8	67	24	6	63	9.6
19-20*	32-32	36.0	160-435/.368	47-144/.326	43-58/.741	4.2	84	28	2	87	12.8
20-21*	23-23	34.1	57-166/.343	17-59/.288	23-32/.719	3.9	59	19	6	54	6.7
21-22	26-3	18.5	21-56/.375	9-24/.375	7-11/.636	2.6	21	12	3	15	2.2
Total	147-93	28.4	415-1108/.375	142-405/.351	144-202/.713	3.3	287	107	19	250	7.6

*at Old Dominion

► GREEN Season/Career Highs

	SEASON HIGHS	CAREER HIGHS
POINTS	10 vs. #23 Wisconsin (1/9)	24 at Northeastern (11/16/19)
REBOUNDS	8 at Northwestern (1/12)	10 vs. St. Joseph's (11/5/19)
FG MADE	4 vs. #23 Wisconsin (1/9)	10 (2x), last vs. FAU (3/1/20)
FG ATT.	6 at Northwestern (1/12)	19 vs. James Madison (11/20/19)
3 FG MADE	2 (2x), last at Nebraska (2/18)	6 vs. Western Kentucky (2/23/19)
3 FG ATT.	3 at Nebraska (2/18)	10 vs. UTSA (2/6/20)
FT MADE	4 vs. #17 Illinois (1/21)	7 vs. UMES (11/27/17)
FT ATT.	5 vs. #17 Illinois (1/21)	9 vs. St. Joe's (11/10/19)
ASSISTS	3 vs. Lehigh (12/28)	8 vs. Virginia Wesleyan (12/22/20)
BLOCKS	1 (3x), last vs. #13 MSU (2/1)	2 at UAB (2/20/21)
STEALS	2 (2x), last vs. #23 Wisconsin (1/9)	4 at Marshall (2/22/20)
MINUTES	31 at Northwestern (1/12)	43 (2x), last FAU (3/1/20)

► GREEN Miscellaneous Stats

Category	Season	Career	Last Time
Double-Figure Scoring	1	53	10 vs. #23 Wisconsin (1/9/22)
20-plus Points	0	5	22 vs. FAU (3/1/20)
10-plus Rebounds	0	1	10 vs. St. Joseph's (11/10/19)
5-plus Rebounds	4	39	5 vs. Indiana (1/29/22)
3-plus Blocks	0	0	
3-plus Assists	1	44	3 vs. Lehigh (12/28)
Double-Doubles	0	1	18pts, 10rebs vs. St. Joseph's (11/10/19)





#12 PAVLO DZIUBA

FORWARD • 6-8 • 235 • SO • TR • KYIV, UKRAINE (BASQUET/ARIZONA STATE)

► 2021-22 Season

- Posted three points and a pair of rebounds in Maryland debut vs. Quinnipiac (11/9).
- Transferred to Maryland in June of 2021.

► 2020-21 Season (ASU)

- The youngest player in college basketball (17 years old)

- Appeared in eight games as a reserve forward
- Scored first career points against Rhode Island (11/25)
- Played career-high 10 minutes vs. UCLA (1/7).

► Notables

- A four-star recruit according to 247Sports.com
- Impressed at the FIBA U16 Division B European Championships in 2019, averaging 13.8 points (.545 FG), 9.3 rebounds and 2.1 assists
- Spent time with FC Barcelona's U18 team during the 2019-20 season.
- Born in July of 2003; was the youngest player in Division I college basketball in 2020-21.
- Major is undeclared.
- Name is pronounced "PAH-vlo ZOO-buh"

► DZIUBA '21-22 Game-By-Game

OPPONENT	MIN	FG-A	3FG-A	FT-A	O-D-R	PF	A	TO	S	BLK	TP
QUINNIPIAC	14	1-3	1-2	0-0	0-2-2	1	0	0	0	0	3
GEORGE WASHINGTON	5	0-0	0-0	0-0	0-0-0	0	0	0	1	0	0
VERMONT	dnp-cd										
GEORGE MASON	dnp-cd										
HOFSTRA	1	0-0	0-0	0-0	0-0-0	2	0	1	0	0	0
vs. Richmond	dnp-cd										
vs. Louisville	dnp-cd										
VIRGINIA TECH	dnp-cd										
NORTHWESTERN	dnp-cd										
vs. #20 Florida	dnp-cd										
LEHIGH	2	0-0	0-0	0-0	1-0-1	0	0	0	0	0	0
BROWN	dnp-cd										
at Iowa	dnp-ill										
at Illinois	dnp-ill										
#23 WISCONSIN	dnp-cd										
at Northwestern	dnp-cd										
RUTGERS	dnp-cd										
at Michigan	1	0-0	0-0	0-0	0-0-0	0	0	0	0	0	0
#17 ILLINOIS	dnp-cd										
at Rutgers	dnp-cd										
INDIANA	dnp-cd										
#13 MICHIGAN STATE	dnp-cd										
at #16 Ohio State	1	0-0	0-0	0-0	0-0-0	0	0	0	0	0	0
IOWA	7	0-0	0-0	0-0	0-0-0	1	0	0	1	0	0
at #3 Purdue	dnp-cd										
at Nebraska	dnp-cd										
PENN STATE											
at Indiana											
OHIO STATE											
MINNESOTA											
at Michigan State											

Yr	G-S	Min/g	FG-A/%	3FG-A/%	FT-A/%	Reb/g	A	Stl	Blk	TO	Pt/g
20-21*	8-0	4.1	1-1/1.000	0-0/0.000	1-2/.500	0.3	0	0	1	3	0.4
21-22	7-0	4.6	1-3/.333	1-2/.500	0-0/0.000	0.4	0	2	0	1	0.4
Total	15-0	4.3	2-4/.500	1-2/.500	1-2/.500	0.3	0	2	1	4	0.4

*at Arizona State

► DZIUBA Season/Career Highs

	SEASON	CAREER HIGHS
POINTS	3 vs. Quinnipiac (11/9)	3 vs. Quinnipiac (11/9/21)
REBOUNDS	2 vs. Quinnipiac (11/9)	2 vs. Quinnipiac (11/9/21)
FG MADE	1 vs. Quinnipiac (11/9)	1 (2x), last vs. Quinnipiac (11/9/21)
FG ATT.	3 vs. Quinnipiac (11/9)	3 vs. Quinnipiac (11/9/21)
3 FG MADE	1 vs. Quinnipiac (11/9)	1 vs. Quinnipiac (11/9/21)
3 FG ATT.	3 vs. Quinnipiac (11/9)	3 vs. Quinnipiac (11/9/21)
FT MADE		1 vs. Houston Baptist (11/29/20)
FT ATT.		2 vs. Houston Baptist (11/29/20)
ASSISTS		
BLOCKS		1 vs. UCLA (1/7/21)
STEALS	1 (2x), last vs. Iowa (2/10)	1 (2x), last vs. Iowa (2/10/22)
MINUTES	14 vs. Quinnipiac (11/9)	14 vs. Quinnipiac (11/9/21)

► DZIUBA Miscellaneous Stats

Category	Season	Career	Last Time
Double-Figure Scoring			
20-plus Points			
5-plus Rebounds			
3-plus Blocks			
3-plus Assists			
Double-Doubles			





#13 HAKIM HART

GUARD • 6-8 • 205 • JR • 2V • PHILADELPHIA, PA (ROMAN CATHOLIC)

► 2020-21 Season

- Had 19 points vs. Iowa (2/10).
- Posted double-figures in 10 straight games from Dec. 1-Jan. 15; had just nine total in first 55 collegiate games.
- Notched 10 points, four steals and three assists vs. #17 Illinois (1/21)

- Scored 18 points and matched career-high with eight rebounds at Northwestern (1/12).
- Had 11 points and matched career-high with eight rebounds at Iowa (1/3).
- Notched 17 points and four assists vs. Brown.
- Recorded a career-high five steals vs. Lehigh (12/28) - the most for a Terrapin since Aaron Wiggins vs. Delaware (11/6/18).
- Posted 18 points on 7-of-10 shooting vs. Northwestern (12/5).
- Broke out for 24 points on 8-of-9 shooting (4-5 3pt) and four steals vs. Richmond (11/25).
- Posted six rebounds, three assists and three steals in season debut vs. Quinnipiac (11/9).
- Added 15 pounds of muscle in offseason.

► 2020-21 Season

- Appeared in 31 games, including 19 starts, at both point guard and shooting guard.
- Averaged 7.1 points (.452 FG), 3.5 rebounds and 1.9 assists in breakout season.
- Posted six points and four assists vs. #5 Alabama (3/22) in NCAA Round of 32.
- Had six points, five rebounds and four assists in victory vs. UConn (3/20) in NCAA first round.
- Posted 12 points and knocked down 7-of-9 free throw attempts at Rutgers (2/21).
- Started at point guard and recorded eight assists and zero turnovers against #12 Illinois (1/10) and Wingate (1/15) in the absence of Eric Ayala due to injury.
- Scored nine points, including a massive go-ahead 3-pointer late in the second half of a win at #12 Illinois (1/10).
- Scored 13 points vs. La Salle (12/22), while adding a career-high six rebounds and tying a career-high with three assists.
- Made first collegiate start vs. Saint Peter's (12/4), scoring a career-high 32 points on 11-of-13 shooting. It was the most points on 80% shooting for a Terp since John Gilchrist in 2004, and the most points for a Terp overall since Melo Trimble in 2017. Hart had scored just 45 points in 21 career games, prior to his 32-point outburst.
- Scored career-high 11 points on 3-of-5 shooting vs. Navy (11/27).

► 2019-20 Season

- Appeared in 18 games as a reserve guard in season cut short (no postseason) due to Covid-19.
- Helped lead Maryland to 2020 Big Ten Championship.
- Averaged 1.6 points in 6.3 minutes of action.
- Matched season-high with 13 minutes versus Rutgers (3/3).
- Made collegiate debut against Holy Cross (11/5) and knocked down a 3-pointer

► Notables

- Mark Ward Philadelphia & Catholic League Player of the Year as a senior
- Earned the following accolades as a senior: Black Cager Catholic League Player of the Year, USA Today First Team All-State, First Team All-Catholic, Daily News and Philadelphia Inquirer First Team All-Area, Philadelphia Inquirer First Team All-City and Daily News First Team All-Catholic League
- A top-25 finalist for Mr. PA Basketball
- Averaged 21.1 pts, 6.7 rebounds, 4.0 assists and 1.8 steals in explosive senior season
- Helped Roman Catholic capture back-to-back Catholic League titles
- Scored 21 points in Roman Catholic's 2019 championship win over La Salle
- Scored game-winner in win over Bonner-Presdergast for 2018 Catholic League Title
- Helped Roman Catholic win 2019 District 12 Class 6A title and advance to quarterfinals of PIAA 6A Championship
- Scored more than 1,000 points in two seasons at Roman Catholic
- Played AAU for Philly Pride, averaging 14.3 points, 5.0 rebounds and 3.0 assists while playing in the Under Armour Association in 2018.
- Born in Philadelphia, Pa.; Son of Syrta and Hakim Hart
- Has one younger brother, who he describes as his inspiration
- Nickname is "Keem"
- Sports heroes are Dwyane Wade and Tracy McGrady
- Chose Maryland because of its history and tradition
- Major is family science.

► HART '21-22 Game-By-Game

OPPONENT	MIN	FG-A	3FG-A	FT-A	O-D-R	PF	A	TO	S	BLK	TP
QUINNIPAC*	25	1-4	0-1	0-0	2-4-6	1	3	1	3	0	2
GEORGE WASHINGTON*	27	2-5	0-3	5-7	1-3-4	1	2	2	3	1	9
VERMONT*	21	0-1	0-1	1-2	2-4-6	2	2	1	2	0	1
GEORGE MASON*	20	1-3	0-2	0-0	0-1-1	2	4	1	1	0	2
HOFSTRA*	20	2-6	2-4	0-0	1-1-2	3	2	1	0	0	6
vs. Richmond*	37	8-9	4-5	4-4	0-2-2	0	3	0	4	0	24
vs. Louisville*	33	1-2	0-1	0-0	0-2-2	2	3	2	1	1	2
VIRGINIA TECH*	33	4-7	0-1	2-2	0-2-2	0	0	3	0	1	10
NORTHWESTERN*	36	7-10	4-6	0-0	1-6-7	2	0	0	1	0	18
vs. #20 Florida*	33	3-6	1-2	4-5	1-0-1	0	2	0	2	1	11
LEHIGH*	26	2-5	0-3	6-6	1-4-5	1	2	3	5	1	10
BROWN*	30	6-9	1-3	4-4	1-3-4	1	4	0	2	0	17
at Iowa*	30	3-10	1-4	4-4	3-5-8	3	1	0	1	0	11
at Illinois*	33	4-7	0-2	3-3	0-2-2	2	0	0	0	1	11
#23 WISCONSIN*	32	4-6	0-2	3-4	0-1-1	1	2	1	0	0	11
at Northwestern*	48	7-12	1-5	3-5	1-7-8	0	1	2	2	1	18
RUTGERS*	37	4-9	1-3	1-1	1-3-4	0	2	1	1	0	10
at Michigan	23	0-2	0-1	1-2	1-0-1	0	3	0	1	0	1
#17 ILLINOIS*	34	2-4	0-1	6-6	0-1-1	2	3	0	4	1	10
at Rutgers*	34	2-6	1-3	0-1	1-3-4	4	3	2	0	0	5
INDIANA*	34	5-10	2-6	3-3	0-4-4	1	0	1	0	0	15
#13 MICHIGAN STATE*	30	2-3	0-0	2-3	1-6-7	2	1	1	1	0	7
at #16 Ohio State*	34	2-7	2-4	0-0	1-2-3	2	2	0	2	0	6
IOWA*	26	8-11	3-4	0-0	2-2-4	2	0	1	1	0	19
at #3 Purdue*	37	3-7	0-2	0-0	2-4-6	2	2	0	0	1	6
at Nebraska*	31	4-4	1-1	2-2	0-1-1	3	2	1	1	1	11
PENN STATE											
at Indiana											
OHIO STATE											
MINNESOTA											
at Michigan State											

Yr	G-S	Min/g	FG-A/%	3FG-A/%	FT-A/%	Reb/g	A	Stl	Blk	TO	Pt/g
19-20	18-0	6.2	8-36/.222	4-27/.148	8-12/.667	0.6	9	0	0	4	1.6
20-21	31-19	25.5	76-168/.452	29-88/.330	38-50/.760	3.5	59	24	5	29	7.1
21-22	26-25	30.9	87-165/.527	25-73/.333	54-63/.852	3.5	49	38	10	24	9.7
Total	75-44	22.7	171-369/.463	58-188/.309	100-125/.800	2.8	117	62	15	57	6.7

► HART Season/Career Highs

	SEASON HIGHS	CAREER HIGHS
POINTS	24 vs. Richmond (11/25)	32 vs. Saint Peter's (12/4/20)
REBOUNDS	8 (2x), last at Northwestern (1/12)	8 (3x), last at Northwestern (1/12/12)
FG MADE	8 (2x), last vs. Iowa (2/10)	11 vs. Saint Peter's (12/4/20)
FG ATT.	12 at Northwestern (1/12)	13 vs. Saint Peter's (12/4/20)
3 FG MADE	4 (2x), last vs. Northwestern (12/5)	5 vs. Saint Peter's (12/4/20)
3 FG ATT.	6 (2x), last vs. Indiana (1/29)	7 vs. Saint Peter's (12/4/20)
FT MADE	6 (2x), last vs. #17 Illinois (1/21)	7 at Rutgers (2/21/21)
FT ATT.	7 vs. George Washington (11/11)	9 at Rutgers (2/21/21)
ASSISTS	4 (2x), last vs. Brown (12/30)	6 vs. Wingate (1/15/21)
BLOCKS	1 (10x), last at Nebraska (2/18)	3 at #17 Minnesota (1/23/21)
STEALS	5 vs. Lehigh (12/28)	5 vs. Lehigh (12/28/21)
MINUTES	48 at Northwestern (1/12)	48 at Northwestern (1/12/22)

► HART Miscellaneous Stats

Category	Season	Career	Last Time
Double-Figure Scoring	15	23	11 at Nebraska (2/18/22)
20-plus Points	1	2	24 vs. Richmond (11/25/21)
30-plus Points	0	1	32 vs. Saint Peter's (12/4/20)
5-plus Rebounds	7	15	6 at #3 Purdue (2/13/22)
3-plus Assists	8	18	3 at Rutgers (1/25/22)
3-plus Steals	5	7	4 vs. #17 Illinois (1/21/22)
Double-Doubles			





#14 AIDAN MCCOOL

GUARD • 6-3 • 160 • FR • HS • CHARLESTON, SC (BISHOP ENGLAND HS)

► 2021-22 Season

- Played career-best five minutes vs. Iowa (2/10), tallying two points and an assist.
- Made first appearance of season vs. Indiana (1/29).

► 2020-21 Season

- Appeared in two games as a reserve walkon.

- Scored first career points on a pair of free throws against Wingate (1/15), and dished an assist.
- Made collegiate debut vs. Old Dominion (11/25).

► Notables

- Joined program as a preferred walk-on.
- Attended Bishop England High School in Charleston, S.C., where he was a three-year letterwinner
- Three-time All-Region and All-Lowcountry
- Averaged 15 points, 6.5 rebounds and 3.0 assists
- A member of the school's 1,000 point club.
- Inspired by the hard work and support of his parents
- Has an older sister, Abby
- Father, Chris, swam at University of Kansas
- Uncle, Mike, swam at Columbia
- Cousins Maddie (volleyball - Cal Poly), Samantha (volleyball - Penn State) and Katherine Brown (volleyball - Cal) were also each Division I athletes
- Chose #20 because it's his mother's favorite number
- Happiest when on the court playing
- Motivated by success and the winning feeling
- Enjoys watching movies
- Sports hero is Larry Bird
- Major is undeclared.

► McCOOL '21-22 Game-By-Game

OPPONENT	MIN	FG-A	3FG-A	FT-A	O-D-R	PF	A	TO	S	BLK	TP
QUINNIPIAC		dnp-cd									
GEORGE WASHINGTON		dnp-cd									
VERMONT		dnp-cd									
GEORGE MASON		dnp-cd									
HOFSTRA		dnp-cd									
vs. Richmond		dnp-cd									
vs. Louisville		dnp-cd									
VIRGINIA TECH		dnp-cd									
NORTHWESTERN		dnp-cd									
vs. #20 Florida		dnp-cd									
LEHIGH		dnp-cd									
BROWN		dnp-cd									
at Iowa		dnp-cd									
at Illinois		dnp-cd									
#23 WISCONSIN		dnp-cd									
at Northwestern		dnp-cd									
RUTGERS		dnp-cd									
at Michigan		dnp-cd									
#17 ILLINOIS		dnp-cd									
at Rutgers		dnp-cd									
INDIANA	0+	0-0	0-0	0-0	0-0-0	0	0	0	0	0	0
#13 MICHIGAN STATE		dnp-cd									
at #16 Ohio State		dnp-cd									
IOWA	5	0-0	0-0	2-2	0-1-1	0	1	0	0	0	2
at #3 Purdue		dnp-cd									
at Nebraska		dnp-cd									
PENN STATE											
at Indiana											
OHIO STATE											
MINNESOTA											
at Michigan State											


Yr	G-S	Min/g	FG-A/%	3FG-A/%	FT-A/%	Reb/g	A	Stl	Blk	TO	Pt/g
20-21	2-0	1.5	0-0/.000	0-0/.000	2-2/1.000	0.0	1	0	0	0	1.0
21-22	2-0	3.0	0-0/.000	0-0/.000	2-2/1.000	0.5	1	0	0	0	1.0
Total	4-0	2.3	0-0/.000	0-0/.000	4-4/1.000	0.3	2	0	0	0	1.0

► McCOOL Season/Career Highs

	SEASON	CAREER HIGHS
POINTS	2 vs. Iowa (2/10)	2 (2x), last vs. Iowa (2/10/22)
REBOUNDS	1 vs. Iowa (2/10)	1 vs. Iowa (2/10/22)
FG MADE		
FG ATT.		
3 FG MADE		
3 FG ATT.		
FT MADE	2 vs. Iowa (2/10)	2 (2x), last vs. Wingate (2/10/22)
FT ATT.	2 vs. Iowa (2/10)	2 (2x), last vs. Wingate (2/10/22)
ASSISTS	1 vs. Iowa (2/10)	1 (2x), last vs. Iowa (2/10/22)
BLOCKS		
STEALS		
MINUTES	5 vs. Iowa (2/10)	5 vs. Iowa (2/10/22)

► McCOOL Miscellaneous Stats

Category	Season	Career	Last Time
Double-Figure Scoring			
20-plus Points			
10-plus Rebounds			
5-plus Rebounds			
5-plus Assists			
3-plus Steals			
Double-Doubles			



#15 SIMON WRIGHT

FORWARD • 6-7 • 225 • GR • TR • MINNEAPOLIS, MN (HOPKINS HS / ELON)

► 2021-22 Season

- Made first career start at Maryland vs. #17 Illinois (1/21).
- Matched career-high with four free throws made vs. Lehigh (12/28).
- Recorded a pair of rebounds vs. Virginia Tech (12/1).
- Scored first career points at Maryland on a 3-pointer vs.

Vermont (11/13).

- Made Maryland debut vs. Quinnipiac (11/9).
- Transferred to Maryland as preferred walk-on during offseason.
- Pursuing master's degree in clinical psychological science.

► Career at Elon

- Appeared in 110 games, making 35 career starts, double-majoring in public health and psychology.

► 2020-21 Season (Elon)

- Appeared in 19 games, making 11 starts
- Averaged 5.1 points and 2.9 rebounds in 20.6 minutes of action
- Shot a career-best 38-percent from 3-point range
- Helped lead Elon to its first-ever appearance in the CAA Championship finals.
- Had 10 points and six rebounds vs. Hofstra (3/8)
- Posted career-best 18 points in upset of top-seeded James Madison (3/7) in the CAA Tournament
- Notched 15 points at College of Charleston (2/14)
- Posted 17 points vs. James Madison (2/9).

► 2019-20 Season (Elon)

- Appeared in 29 games, making 22 starts
- Averaged 6.8 points and 4.9 rebounds in 24.0 minutes of action
- Drained a career-high 23 threes, shooting a 36.5 percent clip from beyond the arc
- Posted season-highs in points (17) and rebounds (10) against Charleston
- Dished out a season-best five assists against Kennesaw State

► 2018-19 Season (Elon)

- **CAA Commissioner's Academic Honor Roll**
- Played in 30 of the team's 32 games as a sophomore
- Averaged 8.2 minutes per game and finished with averages of 1.9 points, 1.9 rebounds and 0.6 assists

► 2017-18 Season (Elon)

- **Named to the CAA Commissioner's Academic Honor Roll**
- Appeared in all 32 games during his first year with the program, which included two starts
- Averaged 1.7 points and 1.5 rebounds in nine minutes per contest
- Made his collegiate debut against No. 1-ranked Duke (Nov. 10) and grabbed two rebounds in seven minutes

► NOTABLES

- Full name is Simon Andrew Wright
- Son of Brian and Becky Wright
- Brother, Jake, played basketball at Milwaukee after transferring from Miami University (OH) and The Citadel.
- Three-year starter at Hopkins High School under head coach Ken Novak from 2014-2017 and a two-time All-Lake Conference selection
- Guided Hopkins to an AAAA State Championship in 2016 and helped his team win the Lake Conference Championship in all three seasons
- Put together the best season of his career as a senior in 2016-17, averaging 16 points and 11 rebounds per game
- Played AAU with the Minnesota Comets under head coach Chris Lewis.

► WRIGHT '21-22 Game-By-Game

OPPONENT	MIN	FG-A	3FG-A	FT-A	O-D-R	PF	A	TO	S	BLK	TP	
QUINNIPAC	2	0-0	0-0	0-0	0-0-0	0	0	0	0	0	0	
GEORGE WASHINGTON		dnp-cd										
VERMONT	5	1-1	1-1	0-0	1-0-1	2	0	0	0	0	3	
GEORGE MASON	2	0-0	0-0	0-0	0-1-1	0	0	0	0	0	0	
HOFSTRA	1	0-0	0-0	0-0	0-0-0	0	0	0	0	0	0	
vs. Richmond		dnp-cd										
vs. Louisville		dnp-cd										
VIRGINIA TECH	1	0-0	0-0	0-0	1-1-2	0	0	0	0	0	0	
NORTHWESTERN	1	0-0	0-0	0-0	0-0-0	0	0	0	0	0	0	
vs. #20 Florida		dnp-cd										
LEHIGH	9	0-1	0-0	4-4	1-1-2	3	0	0	1	0	4	
BROWN	4	0-0	0-0	0-0	0-0-0	3	0	1	0	0	0	
at Iowa		dnp-cd										
at Illinois		dnp-cd										
#23 WISCONSIN	3	0-0	0-0	0-0	0-1-1	3	0	1	0	0	0	
at Northwestern		dnp-cd										
RUTGERS		dnp-cd										
at Michigan	6	0-0	0-0	0-0	0-0-0	1	1	0	0	0	0	
#17 ILLINOIS*	5	0-0	0-0	0-0	0-0-0	2	0	0	0	0	0	
at Rutgers	2	0-0	0-0	0-0	0-0-0	0	0	0	0	0	0	
INDIANA	3	0-0	0-0	0-0	0-0-0	1	0	0	0	0	0	
#13 MICHIGAN STATE	4	0-0	0-0	0-0	0-0-0	0	0	0	0	0	0	
at #16 Ohio State	1	0-0	0-0	0-0	0-0-0	0	0	0	0	0	0	
IOWA	9	1-1	0-0	0-0	1-1-2	1	1	2	0	0	2	
at #3 Purdue		dnp-cd										
at Nebraska	2	0-0	0-0	0-0	0-0-0	0	0	0	0	0	0	
PENN STATE												
at Indiana												
OHIO STATE												
MINNESOTA												
at Michigan State												

Yr	G-S	Min/g	FG-A/%	3FG-A/%	FT-A/%	Reb/g	A	Stl	Blk	TO	Pt/g
17-18*	32-2	9.0	22-63/.349	10-29/.345	1-2/.500	1.5	18	7	2	17	1.7
18-19*	30-0	8.2	21-53/.396	9-29/.310	5-12/.417	1.9	18	4	2	10	1.9
19-20*	29-22	24.0	68-141/.482	23-63/.365	38-46/.826	4.9	39	15	11	32	6.8
20-21*	19-11	20.6	35-77/.455	18-48/.375	9-17/.529	2.9	14	10	0	20	5.1
21-22	17-1	3.5	2-3/.667	1-1/1.000	4-4/1.000	0.5	2	1	0	4	0.5
Total	127-36	13.2	148-337/.439	61-170/.359	57-81/.704	2.4	91	37	15	83	3.3

*at Elon

► WRIGHT Season/Career Highs

	SEASON HIGHS	CAREER HIGHS
POINTS	4 vs. Lehigh (12/28)	18 vs. James Madison (3/7/21)
REBOUNDS	2 (3x), last vs. Iowa (2/10)	12 vs. Central Pennsylvania (1/9/20)
FG MADE	1 (2x), last vs. Iowa (2/10)	7 vs. Milligan (11/8/19)
FG ATT.	1 (3x), last vs. Iowa (2/10)	11 vs. Hofstra (3/8/21)
3 FG MADE	1 vs. Vermont (11/13)	5 vs. James Madison (2/9/21)
3 FG ATT.	1 vs. Vermont (11/13)	7 (3x), last vs. Hofstra (3/8/21)
FT MADE	4 vs. Lehigh (12/28)	4 (5x), last vs. Lehigh (12/28/21)
FT ATT.	4 vs. Lehigh (12/28)	5 (2x), last vs. James Madison (2/9/21)
ASSISTS	1 (2x), last vs. Iowa (2/10)	5 vs. Kennesaw State (12/2/19)
BLOCKS		2 (3x), last at James Madison (2/20/20)
STEALS	1 vs. Lehigh (12/28)	3 vs. Milligan (11/8/19)
MINUTES	9 (2x), last vs. Iowa (2/10)	35 (2x), last vs. James Madison (3/7/21)

► WRIGHT Miscellaneous Stats

Category	Season	Career	Last Time
Double-Figure Scoring		11	10 vs. Hofstra (3/8/21)
10-plus Rebounds		2	10 vs. College of Charleston (1/9/20)
5-plus Rebounds		23	6 vs. Hofstra (3/8/21)
3-plus Blocks			
3-plus Assists		8	3 at William & Mary (2/20/21)
Double-Doubles		1	17 pts, 10 rebs vs. College of Charleston (1/9/20)





#20 IKE CORNISH

GUARD/FORWARD • 6-6 • 190 • FR • HS • BALTIMORE, MD (LEGACY CHARTER)

► Before Maryland

- Consensus Four-star recruit via all major recruiting publications
- No. 77 overall player, No. 13 overall shooting guard, No. 3 overall player in the state of MD, according to 247Sports
- No. 32 overall shooting guard and No. 5 player in the state

of Maryland via ESPN

- No. 89 player and No. 22 at his position via Rivals
- Standout at Dulaney High School in Baltimore before spending the last year at Legacy Early College HS in South Carolina
- Averaged 15 points per game during his first two years at Dulaney
- Helped Dulaney reach the state tournament as a sophomore
- Averaged 13.3 points and 3.6 rebounds per game as a junior at Legacy
- AAU teammate with fellow signee Julian Reese.

► Notables

- Older brothers played with former Terrapins Jalen "Stix" Smith and Darryl Morsell growing up in Baltimore.
- Major is undeclared

► CORNISH '21-22 Game-By-Game

OPPONENT	MIN	FG-A	3FG-A	FT-A	O-D-R	PF	A TO	S	BLK	TP
QUINNIPIAC		dnp-cd								
GEORGE WASHINGTON		dnp-cd								
VERMONT		dnp-cd								
GEORGE MASON		dnp-cd								
HOFSTRA		dnp-cd								
vs. Richmond		dnp-cd								
vs. Louisville		dnp-cd								
VIRGINIA TECH		dnp-cd								
NORTHWESTERN		dnp-cd								
vs. #20 Florida		dnp-cd								
LEHIGH		dnp-cd								
BROWN		dnp-cd								
at Iowa		dnp-cd								
at Illinois		dnp-cd								
#23 WISCONSIN		dnp-cd								
at Northwestern		dnp-cd								
RUTGERS		dnp-cd								
at Michigan		dnp-cd								
#17 ILLINOIS		dnp-cd								
at Rutgers		dnp-cd								
INDIANA		dnp-cd								
#13 MICHIGAN STATE		dnp-cd								
at #16 Ohio State		dnp-cd								
IOWA		dnp-cd								
at #3 Purdue		dnp-cd								
at Nebraska		dnp-cd								
PENN STATE										
at Indiana										
OHIO STATE										
MINNESOTA										
at Michigan State										

Yr	G-S	Min/g	FG-A/%	3FG-A/%	FT-A/%	Reb/g	A	Stl	Blk	TO	Pt/g
21-22											
Total											

► CORNISH Season/Career Highs

SEASON/CAREER HIGHS

POINTS	
REBOUNDS	
FG MADE	
FG ATT.	
3 FG MADE	
3 FG ATT.	
FT MADE	
FT ATT.	
ASSISTS	
BLOCKS	
STEALS	
MINUTES	

► CORNISH Miscellaneous Stats

Category	Season/Career	Last Time
Double-Figure Scoring		
20-plus Points		
10-plus Rebounds		
5-plus Rebounds		
3-plus Blocks		
3-plus Assists		
Double-Doubles		





#23 IAN MARTINEZ

GUARD • 6-3 • 185 • SO • TR • HEREDIA, COASTA RICA (JSERRA CATHOLIC / UTAH)

► 2021-22 Season

- Had 10 points, four steals and three assists at Nebraska (2/18), and connected on a highlight-reel windmill dunk.
- Matched career-high with three assists at #3 Purdue (2/13).
- Scored 12 points versus Iowa (2/10).
- Made first collegiate start at Michigan (1/18).
- Sustained an injury in the first half vs. Northwestern (12/5) and missed following game vs. Florida (12/12).
- Posted 13 points and scored the game-winning free throws to defeat Hofstra (11/19).
- Scored eight points and added three assists in Maryland debut vs. Quinnipiac (11/9).
- Transferred to Maryland from Utah in April of 2021.

► 2020-21 Season (Utah)

- Appeared in 25 games, averaging 5.2 points per game
- Averaged 9.7 points over the final six games of the season, including an 18-point effort against USC in the Pac-12 Tournament
- Shot .495 from the field and .839 from the free throw line
- Scored career-high 18 points (7-of-10 FG) vs. USC (3/11)
- Posted 12 points, five rebounds and matched career-best with three assists vs. Arizona State (3/6)
- Had 10 points in back-to-back games against UCLA (2/25) and USC (2/27)
- Notched 16 points and five rebounds at California (2/11)
- Reached double-figures for first time in career at USC (1/2)
- Made collegiate debut against Washington (12/3).

► Before College

- A four-star recruit according to Rivals and 247Sports
- Named All-CIF Southern Section (Division I), OC Register All-Orange County First-Team and First-Team All-Trinity League after averaging 23.9 points, 7.8 rebounds, 4.1 assists and 2.3 steals
- Helped guide high school to the CIF Southern Section semifinals and a CIF State Championship Regional Quarterfinal appearance as a senior
- Led JSerra to a 22-8 overall record and a second-round appearance in the CIF Southern Section Division I Playoffs as a junior
- Named All-Orange County, All-CIF Division I and All-Trinity League First-Team honors in his first year at JSerra
- Scored 26 points in the North Orange County Championships title game
- Played his sophomore season at Cantwell-Sacred Heart of Mary, where he guided the Cardinals to a 20-10 overall record and second-round appearance in the CIF-SS Division I Playoffs.

► Notables

- Son of Henry and Helen Martinez; Henry was an assistant men's basketball coach at Utah for two seasons (2019-21) and spent 15 years with an affiliation as a player and a coach with the Costa Rican National Team
- Has an older brother, Avery, and a younger sister, Noa; Avery currently plays at Bossier Parish Community College
- The first Costa Rican in history to play Division I men's basketball at a major university.
- Major is undeclared.

► MARTINEZ '21-22 Game-By-Game

OPPONENT	MIN	FG-A	3FG-A	FT-A	O-D-R	PF	A	TO	S	BLK	TP
QUINNIPIAC	15	3-5	1-3	1-2	0-2-2	3	3	4	1	0	8
GEORGE WASHINGTON	20	1-5	1-5	0-2	0-2-2	1	2	0	2	0	3
VERMONT	12	1-6	1-3	0-0	1-4-5	0	2	0	2	0	3
GEORGE MASON	24	2-5	0-3	1-2	0-2-2	5	1	0	3	2	5
HOFSTRA	30	5-9	1-5	2-2	0-5-5	4	2	3	0	1	13
vs. Richmond	15	1-5	1-2	0-0	0-1-1	2	1	1	0	0	3
vs. Louisville	16	1-2	0-1	0-1	0-1-1	2	1	3	0	1	2
VIRGINIA TECH	10	0-4	0-1	0-0	0-2-2	1	0	1	1	0	0
NORTHWESTERN	0+	0-0	0-0	0-0	0-0-0	0	0	1	0	0	0
vs. #20 Florida			dnp-inj								
LEHIGH	21	0-4	0-1	0-0	1-5-6	2	2	1	0	0	0
BROWN	12	1-2	0-0	0-0	0-1-1	0	1	2	0	0	2
at Iowa	6	0-2	0-0	0-0	0-2-2	0	1	1	1	0	0
at Illinois	7	0-0	0-0	2-2	0-1-1	0	0	2	0	0	2
#23 WISCONSIN	9	0-2	0-0	0-0	0-2-2	0	0	1	0	0	0
at Northwestern	11	0-3	0-0	0-0	0-1-1	1	1	0	0	1	0
RUTGERS	8	0-1	0-0	2-2	0-0-0	0	0	1	1	0	2
at Michigan*	13	1-1	0-0	0-0	0-1-1	0	1	1	1	1	2
#17 ILLINOIS			dnp-cd								
at Rutgers			dnp-cd								
INDIANA	3	0-1	0-0	0-0	0-0-0	0	0	0	1	0	0
#13 MICHIGAN STATE			dnp-cd								
at #16 Ohio State	12	0-0	0-0	0-0	0-1-1	0	0	0	0	0	0
IOWA	16	4-6	2-2	2-2	1-2-3	2	2	0	0	0	12
at #3 Purdue	26	1-6	1-2	1-2	1-0-1	4	3	1	1	0	4
at Nebraska	17	3-5	0-1	4-5	1-2-3	2	3	0	4	0	10
PENN STATE											
at Indiana											
OHIO STATE											
MINNESOTA											
at Michigan State											

Yr	G-S	Min/g	FG-A%	3FG-A%	FT-A%	Reb/g	A	Stl	Blk	TO	Pt/g
20-21*	25-0	15.8	46-93/.495	11-34/.324	26-31/.839	1.9	20	14	17	19	5.2
21-22	22-1	13.8	24-74/.324	8-29/.276	15-22/.682	1.9	26	18	6	23	3.2
Total	47-1	14.9	70-167/.419	19-63/.302	41-53/.774	1.9	46	32	23	42	4.0

*at Utah

► MARTINEZ Season/Career Highs

	SEASON HIGHS	CAREER HIGHS
POINTS	13 vs. Hofstra (11/19)	18 vs. USC (3/11/21)
REBOUNDS	6 vs. Lehigh (12/28)	6 (2x), last vs. Lehigh (12/28/21)
FG MADE	5 vs. Hofstra (11/19)	7 vs. USC (3/11/21)
FG ATT.	9 vs. Hofstra (11/19)	10 vs. USC (3/11/21)
3 FG MADE	2 vs. Iowa (2/10)	2 (3x), last vs. Iowa (2/10/22)
3 FG ATT.	5 (2x), last vs. Hofstra (11/19)	6 vs. Colorado (1/11/21)
FT MADE	4 at Nebraska (2/18)	5 at California (2/11/21)
FT ATT.	5 at Nebraska (2/18)	5 (3x), last at Nebraska (2/18/22)
ASSISTS	3 (3x), last at Nebraska (2/18)	3 (5x), last at Nebraska (2/18/22)
BLOCKS	2 vs. George Mason (11/17)	2 (4x), last vs. George Mason (11/17/21)
STEALS	4 at Nebraska (2/18)	4 (2x), last at Nebraska (2/18/22)
MINUTES	30 vs. Hofstra (11/19)	30 vs. Hofstra (11/19/21)

► MARTINEZ Miscellaneous Stats

Category	Season	Career	Last Time
Double-Figure Scoring	3	9	10 at Nebraska (2/18/22)
20-plus Points			
10-plus Rebounds			
5-plus Rebounds	3	7	6 vs. Lehigh (12/28/21)
3-plus Blocks			
3-plus Assists	3	5	3 at Nebraska (2/18/22)
Double-Doubles			

@Ian_Martinez22 @IanJumaine



#24 DONTA SCOTT

FORWARD • 6-8 • 230 • JR • 2V • PHILADELPHIA, PA (IMHOTEP CHARTER)

► 2021-22 Season

- Matched career-high with 25 points at #16 Ohio State (2/6), knocking down five 3-pointers.
- Notched career-high 25 points (9-12 FG) vs. #17 Illinois (1/21).
- Scored season-high 19 points at Michigan (1/18).

- Posted 17 points and four assists at Northwestern (1/12).
- Had 17 points and eight rebounds vs. Lehigh (12/28).
- Scored 12 points vs. #20 Florida (12/12), including the game-winning bucket with 16 seconds remaining.
- Posted 14 points against Louisville (11/27).
- Notched first double-double of season against George Mason (11/17), posting 18 points and 10 rebounds.
- Posted 13 points in season debut vs. Quinnipiac (11/9).
- Set program's dead lift record (645 lbs) in offseason.

► 2020-21 Season

- Appeared in 31 games, making 27 starts.
- Averaged 11.0 points, team-high 5.9 rebounds and 2.0 assists.
- Led team in FG% (.498) and 3-pt FG % (.438); the 3-pt percentage was the fifth-highest in program history (min. 40 3FG).
- Averaged 12.0 points in the NCAA Tournament, scoring 12 points in both games and adding five assists against #5 Alabama (3/22).
- Notched career-best eight assists vs. Nebraska (2/17).
- Posted 15 points and 11 rebounds at #17 Minnesota (1/23).
- Totaled 16 points and eight rebounds in win at #12 Illinois (1/10).
- Matched career-best with 12 rebounds at Indiana (1/4).
- Scored 19 points against #16 Michigan (12/31), connecting on all five three-point attempts.
- Posted career-best 20 points against #19 Rutgers (12/14).
- Recorded first double-double of season on career-high 12 rebounds and 14 points against Saint Peter's (12/4). Also added career-high four assists.

► 2019-20 Season

- Appeared in all 31 games (21 starts) in season cut short (no postseason) due to Covid-19. Started final 20 games of season.
- Helped lead Maryland to 2020 Big Ten Championship.
- Averaged 5.9 points and 3.6 rebounds in 21.7 minutes of action.
- Shot 44% from the field and 85% from the free throw line.
- Notched first career double-double vs. Nebraska (2/11), posting 10 points and a career-high 10 rebounds.
- Reached double-figures with 13 points for first time in career vs. Purdue (1/20).

► Notables

- A 4-star recruit according to ESPN and Rivals; ranked the 23rd overall player at position by Rivals and fifth overall player in the state of Pennsylvania by ESPN
- Helped lead Imhotep to three straight PIAA Class 4A State Championships and three straight Philadelphia Public League championships
- Twice named PIAA Class 4A Player of the Year
- Played various positions at Imhotep, including forward, point guard and shooting guard
- Scored 20 points in the state championship as a senior
- Also as a senior, scored 25 points in the City of Palms Classic semifinals to help Imhotep upset Cole Anthony and top-seeded Oak Hill Academy
- As a sophomore, helped Imhotep snap Montverde Academy's 55-game home winning streak.
- Mother's name is Sandra, who he says is his inspiration
- The youngest (and tallest) of four brothers and four sisters
- Also recruited by UConn, Florida, Seton Hall and Penn State
- In September of 2021, his childhood home in Philadelphia was destroyed by Hurricane Ida and nearly all of his family's possessions were lost. Nearly \$60,000 was raised by the Maryland and basketball communities to help the Scott's family recover.
- Authored his first book, *WIRED DIFFERENTLY: My School Journey*, which uses his own firsthand experience to encourage young people who learn differently to overcome the obstacles in front of them
- Major is Family Science.
- Name pronounced "don-TAY."

► SCOTT '21-22 Game-By-Game

OPPONENT	MIN	FG-A	3FG-A	FT-A	O-D-R	PF	A	TO	S	BLK	TP
QUINNIPIAC*	25	5-9	1-2	2-5	2-3-5	0	2	1	0	0	13
GEORGE WASHINGTON*	30	2-6	1-4	2-2	3-7-10	0	1	1	0	2	7
VERMONT*	31	2-10	0-5	0-0	3-6-9	3	3	1	0	3	4
GEORGE MASON*	32	7-12	3-5	1-1	2-8-10	3	0	3	1	1	18
HOFSTRA*	30	2-8	0-3	3-4	2-6-8	1	1	1	1	0	7
vs. Richmond*	35	3-8	1-3	2-2	1-4-5	1	1	1	1	3	9
vs. Louisville*	36	6-16	2-7	0-0	1-5-6	3	1	2	1	0	14
VIRGINIA TECH*	34	5-9	1-4	0-0	0-7-7	2	0	2	0	0	11
NORTHWESTERN*	33	2-11	2-6	3-4	1-8-9	2	1	2	2	1	9
vs. #20 Florida*	34	5-12	1-3	1-1	2-2-4	2	2	3	1	0	12
LEHIGH*	27	5-12	1-4	6-7	2-6-8	0	1	2	0	1	17
BROWN*	35	6-14	1-4	2-2	2-6-8	2	1	3	1	1	15
at Iowa*	36	5-10	1-4	0-1	2-1-3	3	1	2	1	0	11
at Illinois*	37	7-12	2-4	1-2	1-6-7	1	0	0	1	0	17
#23 WISCONSIN*	31	4-8	1-4	1-1	0-6-6	2	0	2	0	0	10
at Northwestern*	31	6-12	2-7	3-5	3-3-6	5	4	1	0	0	17
RUTGERS*	32	4-9	2-5	2-3	1-3-4	2	1	2	1	1	12
at Michigan*	35	7-16	2-5	3-3	2-4-6	2	0	2	0	1	19
#17 ILLINOIS	34	9-12	1-2	6-7	1-5-6	0	2	1	0	1	25
at Rutgers*	38	0-6	0-1	3-4	2-4-6	2	2	0	0	1	3
INDIANA*	35	1-7	1-5	4-4	1-2-3	3	1	4	1	0	7
#13 MICHIGAN STATE*	29	5-13	0-4	4-4	1-1-2	4	2	1	1	1	14
at #16 Ohio State*	36	8-13	5-8	4-6	2-4-6	2	1	1	0	0	25
IOWA*	29	2-4	2-3	2-2	1-4-5	1	1	2	2	1	8
at #3 Purdue*	36	4-12	1-4	2-3	1-4-5	1	0	1	2	2	11
at Nebraska*	35	6-15	0-3	3-4	2-5-7	4	1	0	1	0	15
PENN STATE											
at Indiana											
OHIO STATE											
MINNESOTA											
at Michigan State											

Yr	G-S	Min/g	FG-A%	3FG-A%	FT-A%	Reb/g	A	Stl	Blk	TO	Pt/g
19-20	31-21	21.6	68-155/.439	25-79/.316	22-26/.846	3.6	17	14	4	16	5.9
20-21	31-27	30.3	118-237/.498	49-112/.435	55-83/.663	5.9	63	22	25	46	11.0
21-22	26-25	33.0	118-276/.428	34-109/.312	60-77/.779	6.2	30	18	20	41	12.7
Total	88-73	28.1	304-668/.455	108-300/.360	137-186/.737	5.2	110	53	49	103	9.7


► SCOTT Season/Career Highs

	SEASON HIGHS	CAREER HIGHS
POINTS	25 (2x), last at #16 Ohio State (2/6)	25 (2x), last at #16 Ohio State (2/6/22)
REBOUNDS	10 (2x), last vs. George Mason (11/17)	12 (2x), last at Indiana (1/4/21)
FG MADE	9 vs. #17 Illinois (1/21)	9 vs. #17 Illinois (1/21/22)
FG ATT.	16 (2x), last at Michigan (1/18)	16 (2x), last at Michigan (1/18/22)
3 FG MADE	5 at #16 Ohio State (2/6)	5 (2x), last at #16 Ohio State (2/6/22)
3 FG ATT.	8 at #16 Ohio State (2/6)	9 vs. #14 Wisconsin (1/27/21)
FT MADE	6 (2x), last vs. #17 Illinois (1/21)	6 (3x), last vs. #17 Illinois (1/21/22)
FT ATT.	7 (2x), last vs. #17 Illinois (1/21)	8 (3x), last at #17 Minnesota (1/23/21)
ASSISTS	4 at Northwestern (1/12)	8 vs. Nebraska (2/17/21)
BLOCKS	3 (2x), last vs. Richmond (11/25)	3 (4x), last vs. Vermont (11/13)
STEALS	2 (3x), last at #3 Purdue (2/13)	4 vs. #24 Purdue (2/2/21)
MINUTES	38 at Rutgers (1/25)	39 vs. #16 Michigan (12/31/20)

► SCOTT Miscellaneous Stats

Category	Season	Career	Last Time
Double-Figure Scoring	18	41	15 at Nebraska (2/18/22)
20-plus Points	2	3	25 at #16 Ohio State (2/6/22)
10-plus Rebounds	2	7	10 vs. George Mason (11/17/21)
5-plus Rebounds	20	49	7 at Nebraska (2/18/22)
3-plus Blocks	2	5	3 vs. Richmond (11/25/21)
3-plus Assists	2	12	4 at Northwestern (1/12/22)
Double-Doubles	1	4	18 pts, 10 rebs vs. George Mason (11/17/21)





#32 BRETT KARKUS

GUARD • 6-4 • 185 • FR • HS • HEWLETT, NY (BERKSHIRE SCHOOL (MASS.))

► 2021-22 Season

- Made collegiate debut vs. Lehigh (12/28).
- Joined team as a preferred walk-on.

► Before Maryland

- Played prep basketball at the Berkshire School in Massachusetts.

► Notables

- Major is undecided.

► KARKUS '21-22 Game-By-Game

OPPONENT	MIN	FG-A	3FG-A	FT-A	O-D-R	PF	A	TO	S	BLK	TP
QUINNIPIAC		dnp-cd									
GEORGE WASHINGTON		dnp-cd									
VERMONT		dnp-cd									
GEORGE MASON		dnp-cd									
HOFSTRA		dnp-cd									
vs. Richmond		dnp-cd									
vs. Louisville		dnp-cd									
VIRGINIA TECH		dnp-cd									
NORTHWESTERN		dnp-cd									
vs. #20 Florida		dnp-cd									
LEHIGH	1	0-1	0-1	0-0	0-0-0	0	0	0	0	0	0
BROWN		dnp-cd									
at Iowa		dnp-cd									
at Illinois		dnp-cd									
#23 WISCONSIN		dnp-cd									
at Northwestern		dnp-cd									
RUTGERS		dnp-cd									
at Michigan		dnp-cd									
#17 ILLINOIS		dnp-cd									
at Rutgers		dnp-cd									
INDIANA		dnp-cd									
#13 MICHIGAN STATE		dnp-cd									
at #16 Ohio State		dnp-cd									
IOWA	2	0-0	0-0	0-0	0-0-0	0	0	0	0	0	0
at #3 Purdue		dnp-cd									
at Nebraska		dnp-cd									
PENN STATE											
at Indiana											
OHIO STATE											
MINNESOTA											
at Michigan State											

Yr	G-S	Min/g	FG-A%	3FG-A%	FT-A%	Reb/g	A	Stl	Blk	TO	Pt/g
21-22	2-0	1.1	0-1/0.000	0-1/0.000	0-0/0.000	0.0	0	0	0	0	0.0
Total	2-0	1.1	0-1/0.000	0-1/0.000	0-0/0.000	0.0	0	0	0	0	0.0

► KARKUS Season/Career Highs

SEASON/CAREER HIGHS

POINTS	
REBOUNDS	
FG MADE	
FG ATT.	1 vs. Lehigh (12/28/21)
3 FG MADE	
3 FG ATT.	1 vs. Lehigh (12/28/21)
FT MADE	
FT ATT.	
ASSISTS	
BLOCKS	
STEALS	
MINUTES	2 vs. Iowa (2/10/22)

► KARKUS Miscellaneous Stats

Category	Season/Career	Last Time
Double-Figure Scoring		
20-plus Points		
10-plus Rebounds		
5-plus Rebounds		
5-plus Assists		
3-plus Steals		
Double-Doubles		





#33 QUDUS WAHAB

FORWARD • 6-11 • 240 • JR • TR • LAGOS, NIGERIA (FLINT HILL (VA) / GEORGETOWN)

► 2021-22 Season

- Totaled 12 points and eight boards vs. Indiana (1/29).
- Posted 11 points vs. #17 Illinois (1/21).
- Had 12 points and seven rebounds at Iowa (1/3).
- Notched 18 points on 7-of-8 shooting vs. Virginia Tech (12/1).
- The first Terp since Steve Francis (1998) to score 17+ points in first two career games at Maryland.

- Posted 18 points and career-high 15 boards vs. George Washington (11/11). The first Terp with 18/15 since Jalen Smith (22/19) on 2/18/20 at Northwestern.
- Scored 17 points (7-10 FG) in Maryland debut vs. Quinnipiac (11/9). It was the most points in a Terrapin debut since Jalen Smith scored 19 points vs. Delaware on 11/6/18.
- Transferred to Maryland from Georgetown in April of 2021.
- Rated the No. 3 overall transfer (out of more than 1,500 players) of the offseason according to CBSSports.com

► 2020-21 Season (Georgetown)

• Big East All-Tournament Team

- Appeared in 26 games (25 starts) and helped lead Georgetown to the Big East Tournament Championship
- Led team in rebounds (8.2), double-doubles (8) and blocks (1.6), and ranked second in points (12.7) in 27.7 minutes/g of action.
- Reached double-figures in 19-of-26 games, including the final seven games of the season
- Scored career-high 20 points and added 12 rebounds in NCAA Tournament against Colorado (3/20)
- Averaged 14.3 points and 8.3 rebounds across four games in the Big East Tournament
- Scored 19 points against Marquette (3/10)
- Had 18 points and 10 rebounds against UConn (2/23)
- Had 16 points and 13 rebounds at Seton Hall (12/23)
- Nearly posted a triple-double against St. John's (12/13), recording 17 points, 10 rebounds and a career-high nine blocks
- Opened the season with 12 points and 12 rebounds vs. UMBC (11/25).

► 2019-20 Season (Georgetown)

- Appeared in 32 games, making seven starts, averaging 5.5 ppg
- Ranked third on the team 4.3 rpg and second with 30 blocks
- Scored at least 10 points on five separate occasions
- Had season highs of 14 points and 12 rebounds for first career double-double against No. 11 Creighton (March 4)
- Registered six blocks against DePaul (Feb. 22).

► Notables

- Played two seasons at Virginia Academy before transferring to Flint Hill for his junior and senior seasons
- Averaged a double-double and led the Huskies to back-to-back Mid-Atlantic Athletic Conference regular season titles and the 2019 MAC Tournament championship
- Named First Team All-Met and First Team All-State as a senior while also garnering all-state and Fourth Team All-Met recognition as a junior.
- Moved to United States at 15-years-old and has not been back to Nigeria or seen family in-person since leaving.
- Favorite place to eat at Maryland is Nando's.
- Majoring in Information Systems - Business.
- Name is pronounced "kuh-DOOS wuh-HAHB"

► WAHAB '21-22 Game-By-Game

OPPONENT	MIN	FG-A	3FG-A	FT-A	O-D-R	PF	A	TO	S	BLK	TP
QUINNIPIAC*	17	7-10	0-0	3-4	2-4-6	3	2	1	0	2	17
GEORGE WASHINGTON*	24	7-10	0-0	4-6	5-10-15	2	1	1	1	2	18
VERMONT*	20	3-4	0-0	0-0	2-6-8	1	0	1	0	2	6
GEORGE MASON*	16	3-4	0-0	2-4	2-3-5	0	0	0	0	0	8
HOFSTRA*	8	3-3	0-0	0-0	2-4-6	2	0	2	0	0	6
vs. Richmond*	23	3-8	0-0	7-8	1-5-6	2	0	0	0	1	13
vs. Louisville*	23	3-9	0-0	1-2	1-3-4	3	0	1	0	2	7
VIRGINIA TECH*	26	7-8	0-0	4-4	1-6-7	4	1	2	1	1	18
NORTHWESTERN*	27	1-5	0-0	5-8	0-4-4	2	1	2	0	1	7
vs. #20 Florida*	24	0-1	0-0	1-2	1-7-8	4	1	1	0	1	1
LEHIGH*	19	5-6	0-0	1-2	2-6-8	2	0	1	0	1	11
BROWN*	25	2-5	0-0	3-4	2-10-12	3	0	0	0	0	7
at Iowa*	26	5-6	0-0	2-5	4-3-7	3	1	3	1	0	12
at Illinois*	10	0-2	0-0	0-0	0-2-2	5	1	1	0	0	0
#23 WISCONSIN*	19	1-5	0-0	2-2	0-4-4	0	1	1	0	1	4
at Northwestern*	25	1-4	0-0	2-4	2-3-5	2	0	0	0	1	4
RUTGERS	14	1-2	0-0	2-2	0-4-4	2	0	4	0	2	4
at Michigan*	16	2-5	0-0	0-0	0-1-1	2	0	2	1	0	4
#17 ILLINOIS*	15	5-7	0-0	1-1	3-1-4	2	0	2	0	0	11
at Rutgers*	24	5-7	0-0	0-0	0-6-6	2	0	0	0	1	10
INDIANA*	23	4-9	0-0	4-4	2-6-8	2	0	2	0	0	12
#13 MICHIGAN STATE*	19	3-5	0-0	3-4	3-5-8	1	1	2	1	1	9
at #16 Ohio State*	20	4-7	0-0	2-2	2-1-3	3	1	1	0	0	10
IOWA*	9	0-2	0-0	0-0	0-0-0	0	0	0	1	0	0
at #3 Purdue*	23	3-6	0-1	1-1	2-2-4	2	0	5	1	0	7
at Nebraska*	18	4-5	0-0	2-7	3-3-6	1	0	1	0	1	10
PENN STATE											
at Indiana											
OHIO STATE											
MINNESOTA											
at Michigan State											

Yr	G-S	Min/g	FG-A/%	3FG-A/%	FT-A/%	Reb/g	A	Stl	Blk	TO	Pt/g
19-20*	32-7	14.7	70-120/.583	0-0/.000	36-57/.632	4.3	11	8	30	26	5.5
20-21*	26-25	27.7	127-215/.591	0-0/.000	76-113/.673	8.2	5	10	41	51	12.7
21-22	26-25	19.7	82-145/.566	0-1/.000	52-76/.684	5.8	11	7	20	36	8.3
Total	84-57	20.3	279-480/.581	0-1/.000	164-246/.667	6.0	27	25	91	113	8.6

*at Georgetown

► WAHAB Season/Career Highs

	SEASON	CAREER HIGHS
POINTS	18 (2x), last vs. Virginia Tech (12/1)	20 vs. Colorado (3/20/21)
REBOUNDS	15 vs. George Washington (11/11)	15 vs. George Washington (11/11/21)
FG MADE	7 (3x), last vs. Virginia Tech (12/1)	8 at Villanova (2/7/21)
FG ATT.	10 (2x), last vs. George Washington (11/11)	14 at Seton Hall (12/23/20)
3 FG MADE		
3 FG ATT.		
FT MADE	7 vs. Richmond (11/25)	8 vs. UConn (2/23/21)
FT ATT.	8 (2x), last vs. Northwestern (12/5)	12 vs. UConn (2/23/21)
ASSISTS	2 vs. Quinnipiac (11/9)	2 (3x), last vs. Quinnipiac (11/9/21)
BLOCKS	2 (5x), last vs. Rutgers (1/15)	9 vs. St. John's (12/13/20)
STEALS	1 (8x), last at #3 Purdue (2/13)	2 (3x), last at Butler (1/6/21)
MINUTES	27 vs. Northwestern (12/5)	38 vs. St. John's (12/13/20)

► WAHAB Miscellaneous Stats

Category	Season	Career	Last Time
Double-Figure Scoring	11	35	10 at Nebraska (2/18/22)
20-plus Points		1	20 vs. Colorado (3/20/21)
10-plus Rebounds	2	12	12 vs. Brown (12/30/21)
3-plus Blocks		7	3 vs. Seton Hall (2/20/21)
3-plus Steals			
Double-Doubles	1	10	18 pts, 15 rebs vs. George Washington (11/11/21)

2021-22 GAME-BY-GAME

Opponent	Date	Score		Total		3-Pointers		Free throws		Rebounds										
				FG-FGA	PCT	3FG-3FGA	PCT	FT-FTA	PCT	OFF	DEF	TOT	AVG	PF	A	TO	BLK	STL	PTS	AVG
Quinnipiac	11/09/2021	83-69	W	31-63	.492	6-17	.353	15-23	.652	13	32	45	45.0	13	17	13	5	6	83	83.0
George Washington	11/11/2021	71-64	W	24-64	.375	3-20	.150	20-29	.690	17	31	48	46.5	10	11	13	6	9	71	77.0
Vermont	11/13/2021	68-57	W	22-60	.367	6-27	.222	18-23	.783	14	32	46	46.3	16	14	9	6	5	68	74.0
George Mason	11/17/2021	66-71	L	25-55	.455	9-28	.321	7-13	.538	8	22	30	42.3	13	16	10	4	6	66	72.0
Hofstra	11/19/2021	69-67	W	25-60	.417	5-22	.227	14-18	.778	13	30	43	42.4	16	15	16	4	3	69	71.4
vs Richmond	11/25/2021	86-80	W	28-57	.491	10-23	.435	20-25	.800	7	30	37	41.5	13	17	14	5	8	86	73.8
vs Louisville	11/27/2021	55-63	L	20-52	.385	4-14	.286	11-17	.647	2	23	25	39.1	20	10	13	5	6	55	71.1
Virginia Tech	12/01/2021	58-62	L	23-55	.418	1-13	.077	11-11	1.000	9	30	39	39.1	12	6	15	7	4	58	69.5
Northwestern	12/05/2021	61-67	L	17-59	.288	10-23	.435	17-22	.773	9	33	42	39.4	16	12	14	2	5	61	68.6
vs Florida	12/12/2021	70-68	W	24-49	.490	8-13	.615	14-18	.778	8	22	30	38.5	15	9	15	4	7	70	68.7
Lehigh	12/28/2021	76-55	W	24-57	.421	5-19	.263	23-26	.885	15	32	47	39.3	14	11	15	5	10	76	69.4
Brown	12/30/2021	81-67	W	28-57	.491	3-13	.231	22-27	.815	8	32	40	39.3	20	13	11	3	6	81	70.3
at Iowa	01/03/2022	75-80	L	28-61	.459	9-25	.360	10-17	.588	13	25	38	39.2	20	11	9	1	6	75	70.7
at Illinois	01/06/2022	64-76	L	23-50	.460	6-16	.375	12-20	.600	4	23	27	38.4	15	9	9	2	5	64	70.2
Wisconsin	01/09/2022	69-70	L	25-55	.455	7-17	.412	12-15	.800	5	28	33	38.0	19	10	12	3	4	69	70.1
at Northwestern	01/12/2022	94-87	Wot2	30-71	.423	10-31	.323	24-38	.632	16	33	49	38.7	19	14	9	3	4	94	71.6
Rutgers	01/15/2022	59-70	L	18-54	.333	6-25	.240	17-19	.895	11	22	33	38.4	14	9	14	4	8	59	70.9
at Michigan	01/18/2022	64-83	L	25-52	.481	6-17	.353	8-11	.727	6	14	20	37.3	10	10	13	2	4	64	70.5
Illinois	01/21/2022	81-65	W	28-53	.528	4-11	.364	21-25	.840	8	25	33	37.1	10	9	10	2	9	81	71.1
at Rutgers	01/25/2022	68-60	W	24-53	.453	12-25	.480	8-14	.571	8	29	37	37.1	11	12	10	4	1	68	70.9
Indiana	01/29/2022	55-68	L	16-56	.286	6-27	.222	17-18	.944	9	30	39	37.2	16	11	13	0	4	55	70.1
Michigan St.	02/01/2022	63-65	L	21-49	.429	4-17	.235	17-20	.850	10	21	31	36.9	14	9	12	4	6	63	69.8
at Ohio St.	02/06/2022	67-82	L	23-59	.390	10-29	.345	11-16	.688	9	24	33	36.7	13	13	9	0	5	67	69.7
Iowa	02/10/2022	87-110	L	31-65	.477	14-26	.538	11-13	.846	11	17	28	36.4	16	14	12	2	6	87	70.4
at Purdue	02/13/2022	61-62	L	24-55	.436	5-18	.278	8-10	.800	7	23	30	36.1	19	11	14	3	8	61	70.0
at Nebraska	02/18/2022	90-74	W	31-59	.525	4-19	.211	24-33	.727	8	25	33	36.0	24	13	4	2	9	90	70.8
Total		1841		638-1480	.431	173-535	.323	392-521	.752	248	688	936	36.0	398	306	308	88	154	1841	70.8
Opponents		1842		672-1574	.427	216-618	.350	282-387	.729	261	657	918	35.3	482	358	277	90	150	1842	70.8

Maryland Averages

Games Played	Points/game	FG Pct	3FG Pct	FT Pct	Rebounds/game	Assists/game	Turnovers/game	Assist/Turnover ratio	Steals/game	Blocks/game
26	70.8	43.1	32.3	75.2	36.0	11.8	11.8	1.0	5.9	3.4

2021-22 OPPONENT GAME-BY-GAME

Opponent	Date	Score		Total		3-Pointers		Free throws		Rebounds										
				FG-FGA	PCT	3FG-3FGA	PCT	FT-FTA	PCT	OFF	DEF	TOT	AVG	PF	A	TO	BLK	STL	PTS	AVG
Quinnipiac	11/09/2021	83-69	W	23-56	.411	11-30	.367	12-23	.522	5	24	29	29.0	20	13	12	0	11	69	69.0
George Washington	11/11/2021	71-64	W	27-66	.409	4-17	.235	6-8	.750	10	28	38	33.5	22	9	13	6	6	64	66.5
Vermont	11/13/2021	68-57	W	21-60	.350	7-22	.318	8-11	.727	8	24	32	33.0	21	9	7	1	4	57	63.3
George Mason	11/17/2021	66-71	L	26-58	.448	12-24	.500	7-8	.875	11	25	36	33.8	16	13	12	4	6	71	65.3
Hofstra	11/19/2021	69-67	W	24-56	.429	12-32	.375	7-8	.875	2	25	27	32.4	16	14	13	3	6	67	65.6
vs Richmond	11/25/2021	86-80	W	30-65	.462	8-22	.364	12-20	.600	8	24	32	32.3	18	14	11	2	7	80	68.0
vs Louisville	11/27/2021	55-63	L	21-60	.350	6-27	.222	15-19	.789	17	34	51	35.0	22	11	17	5	9	63	67.3
Virginia Tech	12/01/2021	58-62	L	23-60	.383	9-20	.450	7-12	.583	11	22	33	34.8	15	15	8	4	6	62	66.6
Northwestern	12/05/2021	61-67	L	27-63	.429	6-18	.333	7-9	.778	5	38	43	35.7	21	13	11	2	6	67	66.7
vs Florida	12/12/2021	70-68	W	22-58	.379	11-27	.407	13-17	.765	15	20	35	35.6	20	14	12	6	7	68	66.8
Lehigh	12/28/2021	76-55	W	19-59	.322	5-22	.227	12-13	.923	7	20	27	34.8	20	8	12	1	6	55	65.7
Brown	12/30/2021	81-67	W	24-60	.400	4-22	.182	15-22	.682	9	24	33	34.7	23	12	10	6	3	67	65.8
at Iowa	01/03/2022	75-80	L	30-61	.492	8-20	.400	12-19	.632	11	23	34	34.6	15	17	7	4	6	80	66.9
at Illinois	01/06/2022	64-76	L	28-68	.412	8-30	.267	12-18	.667	19	26	45	35.4	13	9	7	2	4	76	67.6
Wisconsin	01/09/2022	69-70	L	25-56	.446	5-20	.250	15-18	.833	5	24	29	34.9	19	11	8	5	4	70	67.7
at Northwestern	01/12/2022	94-87	Wot2	33-84	.393	7-28	.250	14-18	.778	19	31	50	35.9	31	18	10	3	2	87	68.9
Rutgers	01/15/2022	59-70	L	27-56	.482	10-22	.455	6-9	.667	9	25	34	35.8	19	16	16	8	6	70	69.0
at Michigan	01/18/2022	64-83	L	35-60	.583	8-20	.400	5-5	1.000	9	23	32	35.6	15	19	8	3	5	83	69.8
Illinois	01/21/2022	81-65	W	23-59	.390	11-35	.314	8-10	.800	11	19	30	35.3	18	16	12	2	7	65	69.5
at Rutgers	01/25/2022	68-60	W	22-64	.344	8-24	.333	8-10	.800	14	25	39	35.5	16	17	7	5	6	60	69.1
Indiana	01/29/2022	55-68	L	26-60	.433	6-20	.300	10-14	.714	8	31	39	35.6	19	17	10	6	6	68	69.0
Michigan St.	02/01/2022	63-65	L	22-54	.407	7-19	.368	14-15	.933	11	19	30	35.4	20	10	11	2	9	65	68.8
at Ohio St.	02/06/2022	67-82	L	30-59	.508	11-26	.423	11-17	.647	7	29	36	35.4	13	17	6	1	2	82	69.4
Iowa	02/10/2022	87-110	L	39-65	.600	19-34	.559	13-21	.619	12	25	37	35.5	13	22	9	3	8	110	71.1
at Purdue	02/13/2022	61-62	L	23-52	.442	8-20	.400	8-12	.667	7	26	33	35.4	15	14	16	4	7	62	70.7
at Nebraska	02/18/2022	90-74	W	22-55	.400	5-17	.294	25-31	.806	11	23	34	35.3	22	10	12	2	1	74	70.8
Total		1842		672-1574	.427	216-618	.350	282-387	.729	261	657	918	35.3	482	358	277	90	150	1842	70.8
Maryland		1841		638-1480	.431	173-535	.323	392-521	.752	248	688	936	36.0	398	306	308	88	154	1841	70.8

Opponents Averages

Games Played	Points/game	FG Pct	3FG Pct	FT Pct	Rebounds/game	Assists/game	Turnovers/game	Assist/Turnover ratio	Steals/game	Blocks/game
26	70.8	42.7	35.0	72.9	35.3	13.8	10.7	1.3	5.8	3.5

2021-22 MISCELLANEOUS STATISTICS

INDIVIDUAL

Led Maryland in Scoring (includes ties)	Overall	B1G
Eric Ayala	11	6
Fatts Russell	6	4
Donta Scott	5	3
Hakim Hart	3	2
Qudus Wahab	3	

Led Maryland in Rebounding	Overall	B1G
Donta Scott	12	7
Qudus Wahab	7	2
Fatts Russell	4	3
Eric Ayala	4	2
Julian Reese	2	1
Hakim Hart	1	1

Led Maryland in Assists	Overall	B1G
Fatts Russell	19	11
Hakim Hart	6	3
Eric Ayala	5	4
Donta Scott	3	1
Xavier Green	3	1
Ian Martinez	1	

Led Maryland in Blocks	Overall	B1G
Donta Scott	11	7
Julian Reese	10	5
Qudus Wahab	8	6
Hakim Hart	5	4
Ian Martinez	3	2
Eric Ayala	3	1
Xavier Green	2	2
Fatts Russell	1	

Led Maryland in Steals	Overall	B1G
Hakim Hart	12	5
Fatts Russell	7	5
Ian Martinez	6	3
Donta Scott	5	4
Eric Ayala	5	3
Xavier Green	5	2
Julian Reese	4	3
Qudus Wahab	3	2

Double-figure scoring games — Russell 21, Ayala 18, Scott 18, Hart 15, Wahab 11, Reese 6, Martinez 3, Green 1, Dockery 1
20-point scoring games — Ayala 7, Russell 6, Scott 2, Hart 1
30-point scoring games —
Double-figure rebounding games — Scott 2, Wahab 2, Ayala 1
Double-figure assists games —

Double-Doubles

Player	Statistics	Opponent
Qudus Wahab	18 pts, 15 rebs	George Washington, 11/11
Donta Scott	18 pts, 10 rebs	George Mason, 11/17
Eric Ayala	26 pts, 11 rebs	at Northwestern, 1/12

TERRAPIN TENDENCIES

Maryland's Record	Overall	Strk.	Last W/L
Overall Record	12-14	W1	at Purdue, 2/13/22
Home	7-8	L3	Illinois, 1/21/22
Road	3-5	W1	at Purdue, 2/13/22
Neutral	2-1	W1	vs. Louisville, 11/27/21

Leading at the half	6-3	W3	Rutgers, 1/15/22
Trailing at the half	4-11	L7	Brown, 12/30/21
Leading with 5:00 to play	10-1	W1	at Purdue, 2/13/22
Trailing with 5:00 to play	2-13	L6	at NU, 1/12/22

In overtime	0-0	W5	at CLEM, 3/2/14
In double overtime	0-0	W1	at CLEM, 3/2/14

Shooting .500 or better	2-0	W2	vs. Bama, 3/22/21
Shooting .451 to .499	5-6	L1	at Rutgers, 1/25/22
Shooting .400 to .450	3-3	L2	at NU, 1/12/22
Shooting below .400	2-5	L5	Vermont, 11/13/21

Opponent shooting .500 or better	0-3	L8	at Indiana, 1/26/20
Opponent shooting .451 to .499	1-2	L2	vs. Richmond, 11/25/21
Opponent shooting .400 to .450	5-7	W1	at Purdue, 2/13/22
Opponent shooting below .400	6-2	W5	Va Tech, 12/1/21

Higher FG% than opponent	10-5	W1	MSU, 2/1/22
Lower FG% than opponent	2-9	L8	Hofstra, 11/19/21

More 3-point FGs	3-3	W2	Wisconsin, 1/9/22
Fewer 3-point FGs	8-9	W1	at Purdue, 2/13/22

Making more free throws	10-5	L2	Illinois, 1/18/22
Making fewer free throws	1-5	W1	Iowa, 2/10/22

Outrebounding opponent	8-4	L1	Illinois, 1/18/22
Outrebounded by opponent	4-9	W1	at Purdue, 2/13/22

More turnovers than opponent	7-10	L4	at Rutgers, 1/25/22
Fewer turnovers than opponent	3-4	W1	at Purdue, 2/13/22

Scoring more bench points	5-3	W1	at Michigan, 1/18/22
Scoring fewer bench points	7-10	W1	at Purdue, 2/13/22

Games decided by 3 or less	2-3	L3	vs. Florida, 12/12/21
Games decided by 4 to 8	4-5	W2	at Iowa, 1/3/22
Games decided by 9 to 12	1-2	L2	Lehigh, 12/28/21
Games decided by 13 to 19	4-3	W1	at Ohio State, 2/6/22
Games decided by 20 or more	0-1	L1	Lehigh, 12/28/21

vs. Top-10 opponent	0-1	L6	at #6 WISC, 12/28/20
vs. Top-25 opponent	2-4	L3	#17 Illinois, 1/18/22
vs. Unranked opponent	10-10	W1	Iowa, 2/10/22

Player scores 30+ points	0-0	W10	vs. UNC, 3/9/12
Player scores 20+ points	8-4	W1	at Purdue, 2/13/22
Terps score under 60 points	0-4	L9	Rutgers, 2/4/20
Terps score 60-69 points	3-8	L3	at Rutgers, 1/25/22
Terps score 70-79 points	3-1	L1	Lehigh, 12/28/21
Terps score 80-89 points	4-1	L1	Illinois, 1/21/22
Terps score 90-99 points	2-0	W24	at UNC, 2/3/09
Terps score 80+ points	6-1	W1	Iowa, 2/10/22
Terps score 90+ points	2-0	W32	at UNC, 2/3/09
Terps score 100+ points	0-0	W52	Duke, 2/10/90

Opp. player scores 30+ points	0-3	L4	vs. Harvard, 11/29/19
Opp. player scores 20+ points	6-7	W1	Iowa, 2/10/22
Opponents score under 60 points	2-0	W8	at Penn State, 2/5/21
Opponents score 60-69 points	7-6	L3	at Rutgers, 1/25/22
Opponents score 70-79 points	1-4	W1	Rutgers, 1/15/22
Opponents score 80-89 points	2-3	L2	vs. Richmond, 11/25/21
Opponents score 90-99 points	0-0	L3	at ILL, 12/3/17
Opponents score over 100 points	0-1	L1	at VT, 2/27/10 (2ot)

In November	5-2	L1	vs. Richmond, 11/25/21
In December	3-2	W3	NW, 12/5/21
In January	3-6	L1	at Rutgers, 1/25/22
In February	1-4	W1	at Purdue, 2/13/22
In March	0-0	L1	vs. UConn, 3/20/21

Note: Last W/L column identifies the last time the opposite result in the streak happened. For example, if Maryland had a winning streak of 5 games, its last loss would be in the W/L column.

MARYLAND'S LARGEST...

LEAD
Overall: 25 (2nd-6:31 vs. Quinnipiac, 11/9)
B1G: 20 (2x), last: (2nd - 7:42 at Nebraska, 2/18)

DEFICIT
Overall: 37 (2nd-6:43 vs. Iowa, 2/10)
B1G: 37 (2nd-6:43 vs. Iowa, 2/10)

MARGIN OF VICTORY
Overall: 21 vs. Lehigh, 12/21
B1G: 16 (2x), last at Nebraska, 2/18

MARGIN OF DEFEAT
Overall: 23 vs. Iowa, 2/10
B1G: 23 vs. Iowa, 2/10

HALFTIME LEAD
Overall: 16 vs. Quinnipiac, 11/9
B1G: 12 at Rutgers, 1/25

HALFTIME DEFICIT
Overall: 20 at Michigan, 1/18
B1G: 20 at Michigan, 1/18

HOME CROWD
Overall: 15,988 vs. Virginia Tech, 12/1
B1G: 15,304 vs. Indiana, 1/29

ROAD CROWD
Overall: 15,912 at Ohio State, 2/6
B1G: 15,912 at Ohio State, 2/6

NEUTRAL CROWD
Overall:

2021-22 TEAM HIGHS & LOWS

Maryland - Game Highs

POINTS	94	at Northwestern (01/12/2022)
	90	at Nebraska (02/18/2022)
	87	Iowa (02/10/2022)
	86	vs Richmond (N) (11/25/2021)
	83	Quinnipiac (11/09/2021)
FIELD GOALS MADE	31	at Nebraska (02/18/2022)
	31	Iowa (02/10/2022)
	31	Quinnipiac (11/09/2021)
FIELD GOAL ATTEMPTS	71	at Northwestern (01/12/2022)
	65	Iowa (02/10/2022)
FIELD GOAL PERCENTAGE	.528 (28-53)	Illinois (01/21/2022)
	.525 (31-59)	at Nebraska (02/18/2022)
3 PT FG MADE	14	Iowa (02/10/2022)
	12	at Rutgers (01/25/2022)
3 PT FG ATTEMPTS	31	at Northwestern (01/12/2022)
	29	at Ohio St. (02/06/2022)
3 PT FG PERCENTAGE	.615 (8-13)	vs Florida (N) (12/12/2021)
	.538 (14-26)	Iowa (02/10/2022)
FREE THROWS MADE	24	at Nebraska (02/18/2022)
	24	at Northwestern (01/12/2022)
FREE THROW ATTEMPTS	38	at Northwestern (01/12/2022)
	33	at Nebraska (02/18/2022)
FREE THROW PERCENTAGE	1.000 (11-11)	Virginia Tech (12/01/2021)
	.944 (17-18)	Indiana (01/29/2022)
REBOUNDS	49	at Northwestern (01/12/2022)
	48	George Washington (11/11/2021)
ASSISTS	17	vs Richmond (N) (11/25/2021)
	17	Quinnipiac (11/09/2021)
STEALS	10	Lehigh (12/28/2021)
	9	at Nebraska (02/18/2022)
	9	Illinois (01/21/2022)
	9	George Washington (11/11/2021)
BLOCKED SHOTS	7	Virginia Tech (12/01/2021)
	6	Vermont (11/13/2021)
	6	George Washington (11/11/2021)
TURNOVERS	16	Hofstra (11/19/2021)
	15	Lehigh (12/28/2021)
	15	vs Florida (N) (12/12/2021)
	15	Virginia Tech (12/01/2021)
FOULS	24	at Nebraska (02/18/2022)
	21	Brown (12/30/2021)

Maryland - Game Lows

POINTS	55	Indiana (01/29/2022)
	55	vs Louisville (N) (11/27/2021)
	58	Virginia Tech (12/01/2021)
	59	Rutgers (01/15/2022)
	61	at Purdue (02/13/2022)
	61	Northwestern (12/05/2021)
FIELD GOALS MADE	16	Indiana (01/29/2022)
	17	Northwestern (12/05/2021)
FIELD GOAL ATTEMPTS	49	Michigan St. (02/01/2022)
	49	vs Florida (N) (12/12/2021)
FIELD GOAL PERCENTAGE	.286 (16-56)	Indiana (01/29/2022)
	.288 (17-59)	Northwestern (12/05/2021)
3 PT FG MADE	1	Virginia Tech (12/01/2021)
	3	Brown (12/30/2021)
	3	George Washington (11/11/2021)
3 PT FG ATTEMPTS	11	Illinois (01/21/2022)
	13	Brown (12/30/2021)
	13	vs Florida (N) (12/12/2021)
	13	Virginia Tech (12/01/2021)
3 PT FG PERCENTAGE	.077 (1-13)	Virginia Tech (12/01/2021)
	.150 (3-20)	George Washington (11/11/2021)
FREE THROWS MADE	7	George Mason (11/17/2021)
	8	at Purdue (02/13/2022)
	8	at Rutgers (01/25/2022)
	8	at Michigan (01/18/2022)
FREE THROW ATTEMPTS	10	at Purdue (02/13/2022)
	11	at Michigan (01/18/2022)
	11	Virginia Tech (12/01/2021)
FREE THROW PERCENTAGE	.538 (7-13)	George Mason (11/17/2021)
	.571 (8-14)	at Rutgers (01/25/2022)
REBOUNDS	20	at Michigan (01/18/2022)
	25	vs Louisville (N) (11/27/2021)
ASSISTS	6	Virginia Tech (12/01/2021)
	9	Michigan St. (02/01/2022)
	9	Illinois (01/21/2022)
	9	Rutgers (01/15/2022)
	9	at Illinois (01/06/2022)
	9	vs Florida (N) (12/12/2021)
STEALS	1	at Rutgers (01/25/2022)
	3	Hofstra (11/19/2021)
BLOCKED SHOTS	0	at Ohio St. (02/06/2022)
	0	Indiana (01/29/2022)
TURNOVERS	4	at Nebraska (02/18/2022)
	9	at Ohio St. (02/06/2022)
	9	at Northwestern (01/12/2022)
	9	at Illinois (01/06/2022)
	9	at Iowa (01/03/2022)
	9	Vermont (11/13/2021)
FOULS	10	Illinois (01/21/2022)
	10	at Michigan (01/18/2022)
	10	George Washington (11/11/2021)

Opponent - Game Highs

POINTS	110	Iowa (02/10/2022)
	87	at Northwestern (01/12/2022)
	83	at Michigan (01/18/2022)
	82	at Ohio St. (02/06/2022)
	80	at Iowa (01/03/2022)
	80	vs Richmond (N) (11/25/2021)
FIELD GOALS MADE	39	Iowa (02/10/2022)
	35	at Michigan (01/18/2022)
FIELD GOAL ATTEMPTS	84	at Northwestern (01/12/2022)
	68	at Illinois (01/06/2022)
FIELD GOAL PERCENTAGE	.600 (39-65)	Iowa (02/10/2022)
	.583 (35-60)	at Michigan (01/18/2022)
3 PT FG MADE	19	Iowa (02/10/2022)
	12	Hofstra (11/19/2021)
	12	George Mason (11/17/2021)
3 PT FG ATTEMPTS	35	Illinois (01/21/2022)
	34	Iowa (02/10/2022)
3 PT FG PERCENTAGE	.559 (19-34)	Iowa (02/10/2022)
	.500 (12-24)	George Mason (11/17/2021)
FREE THROWS MADE	25	at Nebraska (02/18/2022)
	15	Wisconsin (01/09/2022)
	15	Brown (12/30/2021)
	15	vs Louisville (N) (11/27/2021)
FREE THROW ATTEMPTS	31	at Nebraska (02/18/2022)
	23	Quinnipiac (11/09/2021)
FREE THROW PERCENTAGE	1.000 (5-5)	at Michigan (01/18/2022)
	.933 (14-15)	Michigan St. (02/01/2022)
REBOUNDS	51	vs Louisville (N) (11/27/2021)
	50	at Northwestern (01/12/2022)
ASSISTS	22	Iowa (02/10/2022)
	19	at Michigan (01/18/2022)
STEALS	11	Quinnipiac (11/09/2021)
	9	Michigan St. (02/01/2022)
	9	vs Louisville (N) (11/27/2021)
BLOCKED SHOTS	8	Rutgers (01/15/2022)
	6	Indiana (01/29/2022)
	6	Brown (12/30/2021)
	6	vs Florida (N) (12/12/2021)
	6	George Washington (11/11/2021)
TURNOVERS	17	vs Louisville (N) (11/27/2021)
	16	at Purdue (02/13/2022)
	16	Rutgers (01/15/2022)
FOULS	31	at Northwestern (01/12/2022)
	23	Brown (12/30/2021)

Opponent - Game Lows

POINTS	55	Lehigh (12/28/2021)
	57	Vermont (11/13/2021)
	60	at Rutgers (01/25/2022)
	62	at Purdue (02/13/2022)
	62	Virginia Tech (12/01/2021)
FIELD GOALS MADE	19	Lehigh (12/28/2021)
	21	vs Louisville (N) (11/27/2021)
	21	Vermont (11/13/2021)
FIELD GOAL ATTEMPTS	52	at Purdue (02/13/2022)
	54	Michigan St. (02/01/2022)
FIELD GOAL PERCENTAGE	.322 (19-59)	Lehigh (12/28/2021)
	.344 (22-64)	at Rutgers (01/25/2022)
3 PT FG MADE	4	Brown (12/30/2021)
	4	George Washington (11/11/2021)
3 PT FG ATTEMPTS	17	at Nebraska (02/18/2022)
	17	George Washington (11/11/2021)
3 PT FG PERCENTAGE	.182 (4-22)	Brown (12/30/2021)
	.222 (6-27)	vs Louisville (N) (11/27/2021)
FREE THROWS MADE	5	at Michigan (01/18/2022)
	6	Rutgers (01/15/2022)
	6	George Washington (11/11/2021)
FREE THROW ATTEMPTS	5	at Michigan (01/18/2022)
	8	Hofstra (11/19/2021)
	8	George Mason (11/17/2021)
	8	George Washington (11/11/2021)
FREE THROW PERCENTAGE	.522 (12-23)	Quinnipiac (11/09/2021)
	.583 (7-12)	Virginia Tech (12/01/2021)
REBOUNDS	27	Lehigh (12/28/2021)
	27	Hofstra (11/19/2021)
ASSISTS	8	Lehigh (12/28/2021)
	9	at Illinois (01/06/2022)
	9	Vermont (11/13/2021)
	9	George Washington (11/11/2021)
STEALS	1	at Nebraska (02/18/2022)
	2	at Ohio St. (02/06/2022)
	2	at Northwestern (01/12/2022)
BLOCKED SHOTS	0	Quinnipiac (11/09/2021)
	1	at Ohio St. (02/06/2022)
	1	Lehigh (12/28/2021)
	1	Vermont (11/13/2021)
TURNOVERS	6	at Ohio St. (02/06/2022)
	7	at Rutgers (01/25/2022)
	7	at Illinois (01/06/2022)
	7	at Iowa (01/03/2022)
	7	Vermont (11/13/2021)
FOULS	13	Iowa (02/10/2022)
	13	at Ohio St. (02/06/2022)
	13	at Illinois (01/06/2022)

2021-22 INDIVIDUAL HIGHS

Maryland - Individual Game Highs

POINTS	26	Eric Ayala at Northwestern (01/12/2022)
	25	Donta Scott at Ohio St. (02/06/2022)
	25	Donta Scott vs Illinois (01/21/2021)
	24	Fatts Russell at Purdue (02/13/2022)
	24	Hakim Hart vs Richmond (N) (11/25/2021)
FIELD GOALS MADE	9	Fatts Russell at Purdue (02/13/2022)
	9	Donta Scott vs Illinois (01/21/2021)
FIELD GOAL ATTEMPTS	18	Fatts Russell at Nebraska (02/18/2022)
	18	Eric Ayala at Northwestern (01/12/2022)
	18	Eric Ayala vs Vermont (11/13/2021)
FIELD GOAL PERCENTAGE (min 5 made)	.889 (8-9)	Hakim Hart vs Richmond (N) (11/25/2021)
	.875 (7-8)	Qudus Wahab vs Virginia Tech (12/01/2021)
3 PT FG MADE	5	Donta Scott at Ohio St. (02/06/2022)
	5	Eric Ayala at Rutgers (01/25/2022)
	5	Fatts Russell at Rutgers (01/25/2022)
	5	Eric Ayala at Northwestern (01/12/2022)
	5	Eric Ayala at Iowa (01/03/2022)
	5	Eric Ayala vs George Mason (11/17/2021)
3 PT FG ATTEMPTS	12	Eric Ayala vs George Mason (11/17/2021)
	11	Eric Ayala at Northwestern (01/12/2022)
3 PT FG PERCENTAGE (min 2 made)	1.000 (3-3)	Fatts Russell vs Florida (N) (12/12/2021)
	1.000 (2-2)	Ian Martinez vs Iowa (02/10/2022)
	1.000 (2-2)	Julian Reese at Michigan (01/18/2022)
	1.000 (2-2)	Xavier Green vs Wisconsin (01/09/2022)
FREE THROWS MADE	9	Fatts Russell at Northwestern (01/12/2022)
	8	Eric Ayala vs Brown (12/30/2021)
FREE THROW ATTEMPTS	12	Eric Ayala vs Brown (12/30/2021)
	11	Eric Ayala at Northwestern (01/12/2022)
	11	Fatts Russell at Northwestern (01/12/2022)
FREE THROW PERCENTAGE (min 3 made)	1.000 (6-6)	Hakim Hart vs Illinois (01/21/2022)
	1.000 (6-6)	Hakim Hart vs Lehigh (12/28/2021)
	1.000 (6-6)	Eric Ayala vs Vermont (11/13/2021)
	1.000 (5-5)	Julian Reese at Nebraska (02/18/2022)
	1.000 (5-5)	Fatts Russell vs Indiana (01/29/2022)
	1.000 (5-5)	Fatts Russell vs Rutgers (01/15/2022)
	1.000 (5-5)	Fatts Russell vs Brown (12/30/2021)
	1.000 (5-5)	Julian Reese vs Louisville (N) (11/27/2021)
	1.000 (4-4)	Fatts Russell at Purdue (02/13/2022)
	1.000 (4-4)	Donta Scott vs Michigan St. (02/01/2022)
	1.000 (4-4)	Donta Scott vs Indiana (01/29/2022)
	1.000 (4-4)	Qudus Wahab vs Indiana (01/29/2022)
	1.000 (4-4)	Hakim Hart at Iowa (01/03/2022)
	1.000 (4-4)	Hakim Hart vs Brown (12/30/2021)
	1.000 (4-4)	Simon Wright vs Lehigh (12/28/2021)
	1.000 (4-4)	Eric Ayala vs Northwestern (12/05/2021)
	1.000 (4-4)	Fatts Russell vs Virginia Tech (12/01/2021)
	1.000 (4-4)	Qudus Wahab vs Virginia Tech (12/01/2021)
	1.000 (4-4)	Hakim Hart vs Richmond (N) (11/25/2021)
	1.000 (3-3)	Fatts Russell vs Iowa (02/10/2022)
REBOUNDS	15	Qudus Wahab vs George Washington (11/11/2021)
	12	Qudus Wahab vs Brown (12/30/2021)
ASSISTS	7	Fatts Russell at Northwestern (01/12/2022)
	6	Fatts Russell at Purdue (02/13/2022)
	6	Fatts Russell vs Iowa (02/10/2022)
	6	Fatts Russell vs Wisconsin (01/09/2022)
	6	Fatts Russell vs Richmond (N) (11/25/2021)
	6	Fatts Russell vs George Mason (11/17/2021)
STEALS	5	Hakim Hart vs Lehigh (12/28/2021)
	4	Ian Martinez at Nebraska (02/18/2022)
	4	Hakim Hart vs Illinois (01/21/2021)
	4	Hakim Hart vs Richmond (N) (11/25/2021)
BLOCKED SHOTS	4	Julian Reese vs Virginia Tech (12/01/2021)
	3	Donta Scott vs Richmond (N) (11/25/2021)
	3	Donta Scott vs Vermont (11/13/2021)
	3	Julian Reese vs Quinnipiac (11/09/2021)
TURNOVERS	6	Eric Ayala vs Northwestern (12/05/2021)
	5	Qudus Wahab at Purdue (02/13/2022)
	5	Fatts Russell at Purdue (02/13/2022)
	5	Fatts Russell vs Florida (N) (12/12/2021)
	5	Fatts Russell vs Richmond (N) (11/25/2021)
	5	Eric Ayala vs George Washington (11/11/2021)
FOULS	5	Xavier Green at Nebraska (02/18/2022)
	5	Julian Reese at Nebraska (02/18/2022)
	5	Donta Scott at Northwestern (01/12/2022)
	5	Julian Reese at Northwestern (01/12/2022)
	5	Julian Reese at Illinois (01/06/2022)
	5	Qudus Wahab at Illinois (01/06/2022)
	5	Julian Reese vs Brown (12/30/2021)
	5	Ian Martinez vs George Mason (11/17/2021)

Opponent - Individual Game Highs

POINTS	35	Keegan Murray at Iowa (01/03/2022)
	31	Ron Harper Jr. vs Rutgers (01/15/2022)
	30	Keegan Murray vs Iowa (02/10/2022)
	30	Jordan Bohannon vs Iowa (02/10/2022)
	28	Pete Nance at Northwestern (01/12/2022)
FIELD GOALS MADE	14	Keegan Murray at Iowa (01/03/2022)
	12	Keegan Murray vs Iowa (02/10/2022)
FIELD GOAL ATTEMPTS	21	Keegan Murray at Iowa (01/03/2022)
	20	Joe Bamisile vs George Washington (11/11/2021)
FIELD GOAL PERCENTAGE (min 5 made)	.857 (12-14)	Keegan Murray vs Iowa (02/10/2022)
	.857 (6-7)	Zed Key at Ohio St. (02/06/2022)
	.857 (6-7)	Caleb Houston at Michigan (01/18/2022)
3 PT FG MADE	10	Jordan Bohannon vs Iowa (02/10/2022)
	6	Ron Harper Jr. vs Rutgers (01/15/2022)
	6	D'Shawn Schwartz vs George Mason (11/17/2021)
3 PT FG ATTEMPTS	16	Jordan Bohannon vs Iowa (02/10/2022)
	12	Jalen Ray vs Hofstra (11/19/2021)
3 PT FG PERCENTAGE (min 2 made)	1.000 (3-3)	Payton Sandfort vs Iowa (02/10/2022)
	1.000 (2-2)	Joey Hauser vs Michigan St. (02/01/2022)
	1.000 (2-2)	Marcus Bingham Jr. vs Michigan St. (02/01/2022)
	1.000 (2-2)	Race Thompson vs Indiana (01/29/2022)
	1.000 (2-2)	Paul Mulcahy vs Rutgers (01/15/2022)
FREE THROWS MADE	14	Bryce McGowens at Nebraska (02/18/2022)
	7	Tamenang Choh vs Brown (12/30/2021)
	7	Phlandrous Fleming Jr. vs Florida (N) (12/12/2021)
FREE THROW ATTEMPTS	15	Bryce McGowens at Nebraska (02/18/2022)
	9	Jaden Ivey at Purdue (02/13/2022)
FREE THROW PERCENTAGE (min 3 made)	1.000 (6-6)	Malik Williams vs Louisville (N) (11/27/2021)
	1.000 (5-5)	Tyler Wahl vs Wisconsin (01/09/2022)
	1.000 (4-4)	Robbie Beran at Northwestern (01/12/2022)
	1.000 (4-4)	Jakob Alamudun vs Lehigh (12/28/2021)
	1.000 (4-4)	Davonte Gaines vs George Mason (11/17/2021)
	1.000 (3-3)	Max Christie vs Michigan St. (02/01/2022)
	1.000 (3-3)	Jeameril Wilson vs Lehigh (12/28/2021)
	1.000 (3-3)	Anthony Duruji vs Florida (N) (12/12/2021)
REBOUNDS	18	Kofi Cockburn at Illinois (01/06/2022)
	14	Pete Nance at Northwestern (01/12/2022)
ASSISTS	9	Xavier Johnson vs Indiana (01/29/2022)
	9	Joe Toussaint at Iowa (01/03/2022)
STEALS	5	Matt Balanc vs Quinnipiac (11/09/2021)
	4	Malik Williams vs Louisville (N) (11/27/2021)
BLOCKED SHOTS	3	Clifford Omoruyi vs Rutgers (01/15/2022)
	3	Geo Baker vs Rutgers (01/15/2022)
	3	Chris Vogt vs Wisconsin (01/09/2022)
	3	Keegan Murray at Iowa (01/03/2022)
	3	Jaylan Gainey vs Brown (12/30/2021)
	3	Colin Castleton vs Florida (N) (12/12/2021)
TURNOVERS	7	Paul Mulcahy vs Rutgers (01/15/2022)
	6	Aaron Estrada vs Hofstra (11/19/2021)
FOULS	5	Trey McGowens at Nebraska (02/18/2022)
	5	Julius Marble vs Michigan St. (02/01/2022)
	5	Ryan Greer at Northwestern (01/12/2022)
	5	Chase Audige at Northwestern (01/12/2022)
	5	Robbie Beran at Northwestern (01/12/2022)
	5	Dan Friday vs Brown (12/30/2021)
	5	Nic Lynch vs Lehigh (12/28/2021)
	5	Colin Castleton vs Florida (N) (12/12/2021)
	5	Xavier Johnson vs George Mason (11/17/2021)

2021-22 MARYLAND Starting Lineups (5)

Forward	Forward	Guard	Guard	Guard	Record	Games
Wahab	Scott	Hart	Ayala	Russell	10-10	W-Quinnipiac, W-GW, W-Vermont, L-George Mason, W-Hofstra, W-vs. Richmond, L-vs. Louisville, L-Va. Tech L-Northwestern, W-vs. Florida, W-Lehigh, W-Brown, L-at Iowa, L-at Illinois, L-Wisconsin, W-at Northwestern, W-at Rutgers, L-Indiana, L-MSU, L-at OSU, L-Iowa
Reese	Scott	Hart	Ayala	Russell	0-1	L-Rutgers
Wahab	Scott	Green	Ayala	Martinez	0-1	L-at Michigan
Wahab	Wright	Hart	Ayala	Russell	1-0	W-Illinois
Wahab	Scott	Hart	Green	Russell	1-1	L-at Purdue, W-at Nebraska

THE LAST TIME ...

► Scoring

A Player Scored 40 Points: Greivis Vasquez (41) at Virginia Tech, 2/27/2010.
A Player Scored 35 Points: Diamond Stone (39) vs. Penn State, 12/30/2015.
A Player Scored 30 Points: *Hakim Hart (32), vs. Saint Peter's, 12/4/2020.*
A Player Scored 20 Points in a Half: Anthony Cowan Jr. (20), vs. Temple, 11/28/19.
A Player Scored At Least 30 Points in Back-to-Back Games: Nik Caner-Medley, 33 at Georgia Tech, 1/25/2006 and 30 at Temple, 1/28/2006.
Two Players Scored 30 points in the Same Game: Never
Two Players Scored 20 points in the Same Game: *Eric Ayala (22) & Fatt Russell (23), at Rutgers, 1/25/2022.*
A Player Scored 20+ Points in 4 Consecutive Games: Anthony Cowan Jr. (Jan. 8 - Jan. 18, 2019)
Same Two Players Scored 20 points in Back-to-Back Games: Lonny Baxter (32) and Juan Dixon (26) vs. Norfolk State, 3/23/2000; Lonny Baxter (21) and Juan Dixon (24) vs. Chicago State, 3/27/2000.
Three Players Scored 20 Points in the Same Game: Juan Dixon (23), Chris Wilcox (21), Lonny Baxter (20) vs. Virginia, 3/3/2002.
Five Players Scored in Double Figures in a Game: *Eric Ayala (19), Fatts Russell (16), Qudus Wahab (12) Donta Scott (11), Hakim Hart (11) at Iowa, 1/3/2022.*
Six Players Scored in Double Figures in a Game: Anthony Cowan Jr. (23), Jalen Smith (20), Eric Ayala (13), Bruno Fernando (11), Aaron Wiggins (11), Serrel Smith Jr. (10) vs. Loyola Maryland, 12/11/2018.
Seven Players Scored in Double Figures in a Game: Joe Smith (25), Johnny Rhodes (19), Sarunas Jasikevicius (18), Exree Hipp (16), Wayne Bristol (12), Keith Booth (11), Mario Lucas (10), Duane Simpkins (10) vs. Towson State, 12/23/1995.
Eight Players Scored in Double Figures in a Game: Joe Smith (25), Johnny Rhodes (19), Sarunas Jasikevicius (18), Exree Hipp (16), Wayne Bristol (12), Keith Booth (11), Mario Lucas (10), Duane Simpkins (10) vs. Towson State, 12/23/1995.
A Player had 20 points and 20 Rebounds in the Same Game: Joe Smith (31 pts, 21 rebs) vs. Texas, NCAA Second Round, 3/18/95. (Also had 7 blocks).

► Field Goal Shooting

Team shot 60 percent or better: .604 (32-53), vs. Wingate (1/15/21).
Team shot 70 percent or better: .739 (34-46), vs. Waker Forest (1/28/86).
Team shot 80 percent or better: .833 (15-18), vs. South Carolina (1/9/71).

► Rebounds

A Player Had 15 Rebounds: *Qudus Wahab (15) vs. George Washington, 11/9/2021.*
A Player Had 16 Rebounds: Jalen Smith (19) vs. Northwestern, 2/18/2020.
A Player Had 17 Rebounds: Jalen Smith (19) vs. Northwestern, 2/18/2020.
A Player Had 18 Rebounds: Jalen Smith (19) vs. Northwestern, 2/18/2020.
A Player Had 19 Rebounds: Jalen Smith (19) vs. Northwestern, 2/18/2020.
A Player Had 20 Rebounds: Joe Smith (21) vs. Texas, 3/18/1995.
A Player Had 25 Rebounds: Len Elmore (26) at Wake Forest, 2/27/1974.
Two Players Had Double-Figure Rebounds in the Same Game: *Qudus Wahab (15) and Donta Scott (10) vs. George Washington, 11/9/2021.*
Three Players Had Double-Figure Rebounds in the Same Game: Laron Profit (12), Keith Booth (11), Obinna Ekezie (10) vs. Chicago State, 12/2/1996.

► Double-Doubles/Triple-Doubles

A Player Had a Double/Double in Points and Rebounds: *Eric Ayala (26 points, 11 rebounds) at Northwestern, 1/12/22.*
A Player Had a Double/Double in Points and Assists: Anthony Cowan Jr. (13 points, 10 assists) vs. Nebraska, 2/11/20.
Two Players Had Double/Doubles in Points and Rebounds in the Same Game: Jalen Smith (12 pts, 10 rbs) and Donta Scott (10 pts, 10 rbs) vs. Nebraska, 2/11/20.
Three Players Had Double/Doubles in the Same Game: Jalen Smith (16 pts, 13 rebs), Donta Scott (10 pts, 10 rebs) and Anthony Cowan Jr. (13 pts, 10 asts) vs. Nebraska, 2/11/2020.
A Player Had Back-to-Back Double/Doubles: Jalen Smith (4), 2/16/20 - 3/8/20.
A Player Had 3 Double/Doubles in a Row: Jalen Smith (4), 2/16/20 - 3/8/20.
A Player Had 4 Double/Doubles in a Row: Jalen Smith (4), 2/16/20 - 3/8/20.
A Player Had 5 Double/Doubles in a Row: Jalen Smith (9), 1/18/20 - 2/18/20.
A Player Had 6 Double/Doubles in a Row: Jalen Smith (9), 1/18/20 - 2/18/20.
A Player Had 7 Double /Doubles in a Row: Jalen Smith (9), 1/18/20 - 2/18/20.
A Player Had 8 Double /Doubles in a Row: Jalen Smith (9), 1/18/20 - 2/18/20.
A Player Had 9 Double /Doubles in a Row: Jalen Smith (9), 1/18/20 - 2/18/20.

All-Time Triple/Doubles:

Greivis Vasquez vs. North Carolina (35 points, 11 rebounds, 10 assists), 2/21/2009;
 Derrick Lewis vs. UMBC (32 points, 10 rebounds, 10 blocked shots), 2/17/1987;
 Derrick Lewis vs. James Madison (29 points, 23 rebounds, 12 blocked shots), 1/28/1987.

► Assists

A Player Had 10 Assists in a Game: Anthony Cowan Jr. vs. Nebraska, 2/11/2020.
A Player Had 11 Assists in a Game: Melo Trimble (12) at North Carolina, 12/1/2015.
A Player Had 12 Assists in a Game: Melo Trimble (12) at North Carolina, 12/1/2015.
A Player Had 13 Assists in a Game: Pe'Shon Howard (13) vs. LIU Brooklyn, 11/16/2012.
A Player Had 14 Assists in a Game: Greivis Vasquez (15) vs. NC State, 2/9/2008.
A Player Had 15 Assists in a Game: Greivis Vasquez (15) vs. NC State, 2/9/2008.

► Blocks

A Player Had 5 Blocks in a Game: Jalen Smith (6) vs. Rutgers (2/4/2020).
A Player Had 6 Blocks in a Game: Jalen Smith (6) vs. Rutgers (2/4/2020).
A Player Had 7 Blocks in a Game: Diamond Stone (8) at Nebraska (2/3/2016).
A Player Had 8 Blocks in a Game: Diamond Stone (8) at Nebraska (2/3/2016).
A Player Had 10 Blocks in a Game: Derrick Lewis (10) vs. UMEs, 2/27/1987.
A Player Had 12 Blocks in a Game: Cedric Lewis (12) vs. South Florida, 1/20/1991.

► Steals

A Player Had 5 Steals in a Game: *Hakim Hart (5) vs. Lehigh, 12/28/2021.*
A Player Had 6 Steals in a Game: Justin Jackson (6) at Iowa, 1/19/2017.
A Player Had 7 Steals in a Game: Chris McCray (7) vs. Wagner, 1/4/2003.
A Player Had 8 Steals in a Game: Juan Dixon (8) vs. Florida State, 1/26/2002.
A Player Had 9 Steals in a Game: Johnny Rhodes (9) at North Carolina, 2/7/1996.

► Miscellaneous

A Player Topped the Team in Scoring, Rebounding and Assists for a Game: *Fatts Russell (24 points, 9 rebounds, 6 assists at #3 Purdue, 2/14/22).*
A Player Hit a Shot with <5 seconds left to Win a Game: Darryl Morsell hit a deep 3-pointer at Minnesota with 1 second remaining, 2/26/20.
A Player Hit Last-Second Free Throws to Win a Game: *Ian Martinez vs. Hofstra (11/19/21) hit two free throws with 4 seconds remaining to clinch a 69-67 win*
An Opposing Player Hit a Last-Second Shot to Win a Game: Malik Hall (MSU) hit a game-winning lay-up with 2 seconds left for a 65-63 win, 2/1/2022.
Player Played Every Minute of a Game: Anthony Cowan Jr. vs. Illinois (12/7/19)
Three True Freshmen Started A Game: Eric Ayala, Aaron Wiggins and Jalen Smith, 11/9/18 vs. Navy

► Team

Maryland Ranked No. 1 in AP Top-25: Never.
Maryland Ranked No. 1 in Coaches Top-25: April 2, 2002
Maryland Defeated A No. 1-Ranked Opponent: 2/16/2013 at Comcast Center - Maryland 83, [2/1] Duke 81.
Maryland Defeated A Top-5 Ranked Opponent: 1/28/16 at XFINITY Center - #8 Maryland 74, #3 Iowa 68
Maryland Defeated Back-to-Back Ranked Opponents at Home: 1/2/19 at XFINITY Center - Maryland 74, #24 Nebraska 72 and 1/11/19 at XFINITY Center - Maryland 78, #22 IU 75
Last Overtime Game: 1/12/22 - Maryland 94, Northwestern 87
Last Overtime Victory at Home: 1/19/2016 - #5 Maryland 62, Northwestern 56
Last Overtime Victory on the Road: 1/12/22 - Maryland 94, Northwestern 87
Maryland Scored 100 Points or more: 1/15/21 - Maryland 100, Wingate 58
Maryland Had A Run of 20 Points: 11/29/20 - 21 pts - Maryland 79, Mount St. Mary's 61
Maryland Had A Run of 25 Points: 11/13/13 - 29 pts - at Maryland 67, ACU 44
Maryland Erased a 15-Point Deficit to Win: at Minnesota - trailed 47-30 with 0:43 left in the first half, 2/26/20
Maryland Erased a 16-Point Deficit to Win: at Minnesota - trailed 47-30 with 0:43 left in the first half, 2/26/20
Maryland Erased a 17-Point Deficit to Win: at Minnesota - trailed 47-30 with 0:43 left in the first half, 2/26/20
Maryland Erased a 18-Point Deficit to Win: vs. NC State (2004 ACC Tournament)
Maryland Erased a 19-Point Deficit to Win: vs. NC State (2004 ACC Tournament)
Maryland Erased a 20-Point Deficit to Win: vs. NC State (2004 ACC Tournament)
Maryland Erased a 21-Point Deficit to Win: vs. NC State (2004 ACC Tournament)
Maryland Erased a 22-Point Deficit to Win: at North Carolina, 1/8/97

Items in italics occurred in 2021-22

2021-22 BOX SCORES (GAMES 1-4)



Official Basketball Box Score - Final
Quinnipiac at Maryland
 11/19/21 XPINITY Center, College Park
 2021-22 Men's Basketball

Game Time: 7:00 PM
 Game Duration: 1:54
 Attendance: 12,832



Official Basketball Box Score - Final
George Washington at Maryland
 11/11/21 XPINITY Center, College Park
 2021-22 Men's Basketball

Game Time: 6:30 PM
 Game Duration: 2:03
 Attendance: 13,398

Quinnipiac - 69 Record: 0-1

NO. Name	Min	FG		3P		FT		Rebounds		Fouls		TP	AS	TO	ST	Blocks		+/-
		M-A	M-A	M-A	M-A	OR	DR	OR	DR	PF	FD					BS	BA	
0 Kevin Marfo	F 25:52	1-8	0-2	0-2	1-8	9	3	1	2	4	2	2	0	3	-8			
1 Tymu Chenery	F 31:45	3-9	1-4	1-2	1	2	3	2	1	8	1	0	1	0	1	-14		
25 Jacob Rigoni	F 27:02	2-9	1-8	2-3	0	3	3	2	3	7	3	2	0	0	0	-6		
5 Tyrese Williams	G 20:41	6-10	5-9	2-3	0	2	2	1	1	19	1	2	1	0	0	-16		
11 Dezi Jones	G 26:59	2-4	1-2	0-0	0	0	0	0	3	5	0	1	2	0	0	-16		
3 Savion Lewis	21:14	0-2	0-0	1-2	1	2	3	4	1	1	2	2	0	0	0	-1		
2 Matt Balanc	31:12	9-12	3-5	4-7	0	3	3	2	4	25	1	1	5	0	0	-1		
23 Jamil Riggins	13:43	0-2	0-0	2-4	1	2	3	3	2	2	1	2	0	0	0	-10		
12 Bernie Blunt	00:46	0-0	0-0	0-0	0	0	0	0	0	0	0	0	0	0	0	-2		
22 Elias King	00:46	0-0	0-0	0-0	0	0	0	0	0	0	0	0	0	0	0	-2		
Team																		
Totals		23-56	11-30	12-23	5	24	29	20	13	69	13	12	11	0	5	-14		

Technical Fouls: NONE

Shooting By Period

1st FG%	6-27	29.6%
3PT%	5-15	33.3%
FT%	4-9	44.4%
2nd FG%	15-29	51.7%
3PT%	6-15	40.0%
FT%	8-14	57.1%
GM FG%	23-56	41.1%
3PT%	11-30	36.7%
FT%	12-23	52.2%

Dead Ball Rebounds: 7.0

George Washington - 64 Record: 1-1

NO. Name	Min	FG		3P		FT		Rebounds		Fouls		TP	AS	TO	ST	Blocks		+/-
		M-A	M-A	M-A	M-A	OR	DR	OR	DR	PF	FD					BS	BA	
4 Ricky Lindo Jr.	F 34:23	5-11	3-5	0-0	3	6	9	4	0	13	3	2	2	2	0	-5		
21 Noel Brown	C 18:46	0-1	0-0	0-0	0	4	4	3	0	0	0	4	0	0	0	0		
1 Joe Bamisile	G 34:29	9-20	3-3	2-3	3	5	8	4	4	20	0	2	2	2	2	-4		
10 Brendan Adams	G 34:38	6-13	1-4	1-1	2	2	4	2	2	14	2	1	0	0	0	-6		
11 James Bishop	G 34:43	5-16	0-5	3-4	0	1	1	1	3	13	2	1	0	0	0	-4		
2 Brayon Freeman	14:25	1-3	0-0	0-0	1	3	4	2	2	2	3	0	0	0	0	-2		
13 Hunter Dean	17:01	0-0	0-0	0-0	0	3	3	1	0	0	0	0	0	0	0	0	0	0
3 Amir Harris	07:22	0-1	0-0	0-0	0	0	0	0	0	0	0	0	0	0	0	0	0	0
20 Qwanzi Samuels	04:13	1-1	0-0	0-0	0	1	2	0	2	0	1	0	0	0	0	-1		
Team																		
Totals		27-66	4-17	6-8	10	28	38	22	10	64	9	13	6	6	6	-7		

Technical Fouls: NONE

Shooting By Period

1st FG%	14-36	38.9%
3PT%	2-8	25.0%
FT%	0-1	0%
2nd FG%	13-30	43.3%
3PT%	2-9	22.2%
FT%	6-7	85.7%
GM FG%	27-66	40.9%
3PT%	4-17	23.5%
FT%	6-8	75.0%

Dead Ball Rebounds: 0.0

Maryland - 83 Record: 1-0

NO. Name	Min	FG		3P		FT		Rebounds		Fouls		TP	AS	TO	ST	Blocks		+/-
		M-A	M-A	M-A	M-A	OR	DR	OR	DR	PF	FD					BS	BA	
24 Donta Scott	F 25:13	5-9	1-2	2-5	2	3	5	0	3	13	2	1	0	0	0	19		
33 Qudus Wahab	C 17:09	7-10	0-0	3-4	2	4	6	3	2	17	2	1	0	2	0	23		
4 Fatts Russell	G 25:40	5-9	0-0	2-2	2	2	2	2	2	12	4	2	0	0	0	16		
5 Eric Ayala	G 27:04	4-12	3-7	2-4	0	8	8	0	4	13	2	1	0	0	0	17		
13 Hakim Hart	G 25:10	1-4	0-1	0-0	2	4	6	1	2	3	1	3	0	0	0	24		
10 Julian Reese	19:06	5-7	0-0	1-2	4	3	7	0	3	11	0	2	1	3	0	-5		
11 Xavier Green	21:39	0-3	0-1	2-2	2	2	4	2	1	2	1	0	0	0	0	-10		
23 Ian Martinez	15:18	3-5	1-3	1-2	0	2	2	3	3	8	3	4	1	0	0	8		
12 Pavlo Dziuba	13:53	1-3	1-2	0-0	0	2	2	1	0	3	0	0	0	0	0	-7		
1 James Graham III	05:26	0-1	0-1	2-2	1	0	1	0	1	2	0	1	0	0	0	-5		
0 Marcus Dockery	02:43	0-0	0-0	0-0	0	0	0	0	0	0	0	0	0	0	0	-7		
15 Simon Wright	01:39	0-0	0-0	0-0	0	0	0	0	0	0	0	0	0	0	0	-3		
Team																		
Totals		31-63	6-17	15-23	13	32	45	13	20	83	17	13	6	5	0	14		

Technical Fouls: NONE

Shooting By Period

1st FG%	17-33	51.5%
3PT%	2-6	33.3%
FT%	5-8	62.5%
2nd FG%	14-30	46.7%
3PT%	4-11	36.4%
FT%	10-15	66.7%
GM FG%	31-63	49.2%
3PT%	6-17	35.3%
FT%	15-23	65.2%

Dead Ball Rebounds: 3.0

Maryland - 71 Record: 2-0

NO. Name	Min	FG		3P		FT		Rebounds		Fouls		TP	AS	TO	ST	Blocks		+/-
		M-A	M-A	M-A	M-A	OR	DR	OR	DR	PF	FD					BS	BA	
24 Donta Scott	F 30:11	2-6	1-4	2-2	3	7	10	0	3	7	1	1	1	0	2	1	8	
33 Qudus Wahab	C 23:51	7-10	0-0	4-6	5	10	15	2	4	18	1	1	1	2	1	-1		
4 Fatts Russell	G 28:19	4-10	1-1	6-7	3	3	6	3	4	15	1	2	2	1	1	8		
5 Eric Ayala	G 32:35	5-16	0-6	1-3	0	3	3	1	4	11	2	5	0	0	0	-2		
13 Hakim Hart	G 26:31	2-5	0-3	5-7	1	3	4	1	3	9	2	2	3	1	0	6		
10 Julian Reese	17:24	2-9	0-1	2-2	3	2	5	2	1	6	0	2	0	0	2	5		
11 Xavier Green	15:30	1-4	0-0	0-0	1	0	1	0	0	2	2	0	0	0	0	0	0	0
23 Ian Martinez	20:10	1-5	1-5	0-2	0	2	2	1	3	3	2	0	2	0	0	1		
12 Pavlo Dziuba	05:29	0-0	0-0	0-0	0	0	0	0	0	0	0	0	0	0	0	0	0	0
Team																		
Totals		24-64	3-20	20-29	17	31	48	10	22	71	11	13	9	6	6	7		

Technical Fouls: NONE

Shooting By Period

1st FG%	12-32	37.5%
3PT%	0-9	0%
FT%	5-9	55.6%
2nd FG%	12-32	37.5%
3PT%	3-11	27.3%
FT%	15-20	75%
GM FG%	24-64	37.5%
3PT%	3-20	15.0%
FT%	20-29	68.9%

Dead Ball Rebounds: 4.0

	QUIN		UMD		Points from		QUIN		UMD		Period by Period Scoring		
	1st	2nd	1st	2nd	1st	2nd	1st	2nd	TOT	1st	2nd	TOT	
Biggest lead	1 (1st 18:33)	25 (2nd 6:31)			16	11							
Best Scoring Run	7 (2nd 10:36)	9 (1st 14:35)			18	38							
Lead Changes	2				3	14							
Times Tied	1				16	15							
Time with Lead	00:48	37:31			28	26							

	GWU		UMD		Points from		GWU		UMD		Period by Period Scoring		
	1st	2nd	1st	2nd	1st	2nd	1st	2nd	TOT	1st	2nd	TOT	
Biggest lead	5 (1st 2:03)	12 (2nd 5:39)			15	15							
Best Scoring Run	7 (2nd 4:27)	10 (2nd 17:46)			36	40							
Lead Changes	4				6	17							
Times Tied	7				10	19							
Time with Lead	09:57	23:24			4	11							

Official Basketball Box Score - Final
Vermont at Maryland
 11/13/21 XPINITY Center, College Park
 2021-22 Men's Basketball

Game Time: 2:00 PM
 Game Duration: 1:57
 Attendance: 13,424

Vermont - 57 Record: 1-1

NO. Name	Min	FG		3P		FT		Rebounds		Fouls		TP	AS	TO	ST	Blocks		+/-
		M-A	M-A	M-A	M-A	OR	DR	OR	DR	PF	FD					BS	BA	
14 Isaiah Powell	F 33:38	5-12	2-3															

2021-22 MARYLAND BASKETBALL

2021-22 BOX SCORES (GAMES 5-8)



Official Basketball Box Score - Final
Hofstra at Maryland
 11/19/21 XFINITY Center, College Park
 2021-22 Men's Basketball

Game Time: 6:30 PM
 Game Duration: 2:02
 Attendance: 12,810



Official Basketball Box Score - Final
Richmond at Maryland
 11/25/21 Baha Mar Convention Center, Nassau
 2021-22 Men's Basketball

Game Time: 7:00 PM
 Game Duration: 2:08

Hofstra - 67 Record: 1-3

NO. Name	Min	FG			3P			FT			Rebounds			Fouls			TP	AS	TO	ST	Blocks			+/-
		M/A	M/A	M/A	M/A	M/A	M/A	M/A	M/A	M/A	M/A	M/A	M/A	M/A	M/A	M/A					M/A	M/A	M/A	
23 Kivonn Cramer	F	23:38	3-4	0-1	0-0	0	4	4	3	2	6	0	1	0	2	0	13							
0 Darlinstone Dubar	G	29:42	3-5	2-3	2-2	1	6	7	2	1	10	1	1	2	1	0	-11							
3 Zach Cooks	G	38:17	4-12	3-7	2-2	0	1	1	3	4	13	4	2	2	0	2	6							
4 Aaron Estrada	G	36:01	6-12	0-5	0-0	0	9	9	3	2	12	2	6	0	0	-7								
20 Jalen Ray	G	40:00	5-16	5-12	3-4	0	4	4	2	7	18	3	2	1	0	-1								
15 Omar Silverio	G	23:52	3-7	2-4	0-0	0	0	0	0	3	8	1	1	1	0	-7								
1 Caleb Burgess	G	08:30	0-0	0-0	0-0	0	0	0	0	0	0	3	0	0	0	-2								
Team																								
Totals			24-56	12-32	7-8	2	25	27	16	16	67	14	13	6	3	4	-2							

Record: 1-3

Technical Fouls: NONE

Richmond - 80 Record: 3-3

NO. Name	Min	FG			3P			FT			Rebounds			Fouls			TP	AS	TO	ST	Blocks			+/-
		M/A	M/A	M/A	M/A	M/A	M/A	M/A	M/A	M/A	M/A	M/A	M/A	M/A	M/A	M/A					M/A	M/A	M/A	
3 Tyler Burton	F	36:56	4-11	0-2	3-4	1	4	5	1	2	11	0	1	2	1	1	1							
4 Nathan Cayo	F	21:59	4-9	0-0	0-0	4	4	8	4	0	8	0	2	0	0	0	0							
33 Grant Golden	F	28:03	7-12	1-1	3-5	0	6	6	3	4	18	5	2	1	1	2	2							
00 Jacob Gilyard	G	37:49	4-9	3-8	3-5	0	3	3	2	2	14	4	4	3	0	-10								
21 Isaiah Wilson	G	27:29	3-7	0-1	3-6	0	2	2	3	4	9	2	0	0	0	-3								
5 Nick Sherod	F	19:03	5-9	4-6	0-0	2	2	2	1	1	14	0	0	0	0	-5								
15 Matt Grace	F	15:11	2-6	0-4	0-0	2	2	3	0	4	3	1	0	0	0	-8								
13 Connor Crabtree	G	10:41	1-2	0-0	0-0	0	0	0	1	0	2	0	1	1	0	0	-5							
24 Dji Bailey	G	02:49	0-0	0-0	0-0	0	0	0	0	0	0	0	0	0	0	-2								
Team																								
Totals			30-65	8-22	12-20	8	24	32	18	13	80	14	11	7	2	5	-6							

Record: 3-3

Technical Fouls: NONE

Maryland - 69 Record: 4-1

NO. Name	Min	FG			3P			FT			Rebounds			Fouls			TP	AS	TO	ST	Blocks			+/-
		M/A	M/A	M/A	M/A	M/A	M/A	M/A	M/A	M/A	M/A	M/A	M/A	M/A	M/A	M/A					M/A	M/A	M/A	
24 Dontia Scott	F	29:52	2-8	0-3	3-4	2	6	8	1	2	7	1	1	1	0	1	9							
33 Qudus Wahab	C	06:20	3-3	0-0	0-0	2	4	6	2	0	6	0	2	0	0	-1								
4 Fatts Russell	G	34:06	3-8	0-0	7-10	0	5	5	0	6	13	4	4	1	0	1	0							
5 Eric Ayala	G	34:41	5-17	2-9	2-2	0	5	5	0	1	14	2	0	0	1	-2								
13 Hakim Hart	G	20:04	2-6	2-4	0-0	1	1	2	3	1	8	2	1	0	0	-3								
10 Julian Reese	G	19:02	5-8	0-1	0-0	6	0	6	3	2	10	3	3	0	2	0	4							
11 Xavier Green	G	21:23	0-1	0-0	0-0	0	4	4	1	0	1	1	1	0	0	-4								
23 Ian Martinez	F	29:55	5-10	1-5	2-2	0	5	5	4	3	13	2	3	0	1	0	1							
15 Simon Wright	G	01:24	0-0	0-0	0-0	0	0	0	0	0	0	0	0	0	0	-2								
12 Pavlo Dziuba	G	01:13	0-0	0-0	0-0	0	0	0	0	0	0	0	0	0	0	-3								
Team																								
Totals			25-60	5-22	14-18	13	30	43	16	16	69	15	16	3	4	3	-2							

Record: 4-1

Technical Fouls: NONE

Maryland - 86 Record: 5-1

NO. Name	Min	FG			3P			FT			Rebounds			Fouls			TP	AS	TO	ST	Blocks			+/-
		M/A	M/A	M/A	M/A	M/A	M/A	M/A	M/A	M/A	M/A	M/A	M/A	M/A	M/A	M/A					M/A	M/A	M/A	
24 Dontia Scott	F	35:14	3-8	1-3	2-2	1	4	5	1	3	9	1	1	1	3	1	4							
33 Qudus Wahab	C	22:42	3-8	0-0	7-8	1	5	6	2	5	13	0	0	0	1	1	8							
4 Fatts Russell	G	29:12	5-10	1-5	4-6	1	3	4	3	4	15	6	5	2	0	0	14							
5 Eric Ayala	G	34:35	7-13	3-8	3-5	0	9	9	2	3	20	5	3	1	0	0	8							
13 Hakim Hart	G	36:50	8-9	4-5	4-4	0	2	2	0	2	24	3	0	4	0	0	16							
10 Julian Reese	G	17:05	1-3	0-0	0-0	2	4	6	2	1	2	0	4	0	1	0	-6							
11 Xavier Green	G	09:36	0-1	0-0	0-0	0	1	3	1	0	0	1	0	0	0	-5								
23 Ian Martinez	F	14:46	1-5	1-2	0-0	0	1	1	2	0	3	1	1	0	0	-9								
Team																								
Totals			28-57	10-23	20-25	7	30	37	14	18	86	17	14	8	5	2	6							

Record: 5-1

Technical Fouls: NONE

Biggest lead	HOF		UMD		Points from Turnovers	HOF		UMD		Period by Period Scoring				
	1st	2nd	1st	2nd		1st	2nd	TOT						
4 (1st 10:09)	7 (2nd 15:30)	27	6	20	34	HOF	31	36	67	UMD	34	35	69	
Best Scoring Run	9 (2nd 6:27)	8 (1st 8:38)	Paint	20	34	Second Chance	2	12	Fast Breaks	11	9	Bench	8	23
Lead Changes	10	10	Turnovers	19	12	RCH	41	39	80	UMD	32	54	86	
Times Tied	10	10	Paint	40	34	Second Chance	6	11	Fast Breaks	6	24	Bench	20	5
Time with Lead	10:04	25:37	Turnovers	19	12	RCH	41	39	80	UMD	32	54	86	

Biggest lead	RCH		UMD		Points from Turnovers	RCH		UMD		Period by Period Scoring				
	1st	2nd	1st	2nd		1st	2nd	TOT						
12 (1st 1:54)	6 (2nd 1:12)	19	12	20	34	RCH	41	39	80	UMD	32	54	86	
Best Scoring Run	12 (1st 1:54)	8 (2nd 15:21)	Paint	40	34	Second Chance	6	11	Fast Breaks	6	24	Bench	20	5
Lead Changes	11	10	Turnovers	19	12	RCH	41	39	80	UMD	32	54	86	
Times Tied	3	3	Paint	40	34	Second Chance	6	11	Fast Breaks	6	24	Bench	20	5
Time with Lead	34:06	04:34	Turnovers	19	12	RCH	41	39	80	UMD	32	54	86	



Official Basketball Box Score - Final
Louisville at Maryland
 11/27/21 Baha Mar Convention Center, Nassau
 2021-22 Men's Basketball

Game Time: 10:00 AM
 Game Duration: 2:01



Official Basketball Box Score - Final
Virginia Tech at Maryland
 12/01/21 XFINITY Center, College Park
 2021-22 Men's Basketball

Game Time: 7:15 PM
 Game Duration: 2:02
 Attendance: 15,988

Louisville - 63 Record: 5-1

NO. Name	Min	FG			3P			FT			Rebounds			Fouls			TP	AS	TO	ST	Blocks			+/-
		M/A	M/A	M/A	M/A	M/A	M/A	M/A	M/A	M/A	M/A	M/A	M/A	M/A	M/A	M/A					M/A	M/A	M/A	
5 Malik Williams	F	30:02	3-10	1-5	6-6	3	9	12	2	6	13	1	3	4	1	0	21							
14 Dre Davis	F	22:07	2-7	0-3	2-2	3	1	4	3	2	6	0	1	1	0	1	16							
24 Jae'Lyn Withers	F	18:31	1-3	0-2	3-4	4	7	11	1	3	5	0	3	1	2	0	3							

2021-22 MARYLAND BASKETBALL

2021-22 BOX SCORES (GAMES 9-12)



Official Basketball Box Score - Final
Northwestern at Maryland
 12/05/21 XFINITY Center, College Park
 2021-22 Men's Basketball

Game Time: 12:00 PM
 Game Duration: 2:05
 Attendance: 13,958



Official Basketball Box Score - Final
#20 Florida at Maryland
 12/10/21 Barclays Center, Brooklyn, N.Y.
 2021 BHOFF Invitational Presented by Hotels.com

Game Time: 5:00 PM
 Game Duration: 2:01

Northwestern - 67 Record: 6-2 (1-0)

NO.	Name	Min	FG		3P		FT		Rebounds		Fouls		TP	AS	TO	ST	Blocks			+/-	
			M/A	M/A	M/A	M/A	OR	DR	PF	FD	BS	BA					BB				
22	Pete Nance	F 30:57	8-13	1-2	0-0	1	9	10	3	4	17	2	2	0	1	0	0	1	0	0	7
31	Robbie Beran	F 25:14	3-6	2-4	0-0	0	7	7	3	1	8	0	0	0	0	0	0	0	0	0	-1
0	Boo Buie	G 33:35	5-15	1-6	5-7	1	4	5	4	7	16	4	3	0	0	0	0	0	0	0	-3
1	Chase Audige	G 26:47	7-17	0-4	0-0	2	2	4	3	0	14	3	1	1	1	1	1	1	1	3	
3	Ty Berry	G 15:51	1-3	1-1	0-0	0	2	2	3	0	3	0	2	1	1	0	0	0	0	-7	
2	Ryan Greer	17:32	0-2	0-0	2-2	0	2	2	0	2	2	2	1	1	0	0	0	0	0	14	
5	Julian Roper II	13:50	0-1	0-0	0-0	0	4	4	1	0	0	0	0	0	0	0	0	0	0	4	
15	Ryan Young	11:00	1-3	0-0	0-0	0	3	3	3	0	2	2	0	0	0	0	0	0	0	5	
14	Casey Simmons	12:25	0-1	0-0	0-0	0	1	1	1	1	0	0	1	1	2	0	0	0	0	1	
21	Elyjah Williams	12:21	2-2	1-1	0-0	0	2	2	0	0	5	0	1	1	0	0	0	0	0	4	
34	Matthew Nicholson	00:28	0-0	0-0	0-0	0	0	0	0	0	0	0	0	0	0	0	0	0	0	-3	
Team																					
Totals			27-63	6-18	7-9	5	38	43	21	15	67	13	11	6	2	2	6				

Technical Fouls: Audige 1st 4:22

#20 Florida - 68 Record: 7-3

NO.	Name	Min	FG		3P		FT		Rebounds		Fouls		TP	AS	TO	ST	Blocks			+/-
			M/A	M/A	M/A	M/A	OR	DR	PF	FD	BS	BA					BB			
4	Anthony Duruji	F 15:40	3-5	0-2	3-3	1	0	1	4	2	9	0	1	1	0	0	0	0	0	3
12	Colin Castleton	F 26:07	3-9	0-0	3-6	4	6	10	5	6	9	0	0	0	0	0	0	0	0	-3
0	Myreon Jones	G 33:39	1-8	1-5	0-0	1	3	4	2	3	4	2	2	0	0	0	0	0	0	-5
23	Brandon McKissic	G 31:59	1-4	0-1	0-0	1	1	2	0	2	2	2	3	0	1	1	1	1	-1	
24	Phlandrous Fleming Jr.	G 32:41	3-12	2-5	7-8	6	5	11	3	4	15	4	3	1	2	3	1	2	3	1
22	Tyree Appleby	27:19	5-9	5-8	0-0	0	1	1	2	1	15	3	3	0	0	0	0	0	0	-9
33	Jason Jitoboh	09:32	3-4	0-0	0-0	0	0	0	0	0	2	0	0	0	0	0	0	0	0	4
1	CJ Felder	12:39	3-4	3-4	0-0	0	1	1	1	0	9	0	0	0	0	0	0	0	0	-5
10	Elijah Kennedy	07:01	0-3	0-2	0-0	0	0	0	0	0	1	0	0	0	0	0	0	0	0	7
32	Tuonghach Gatkek	03:23	0-0	0-0	0-0	0	0	0	0	0	0	0	0	0	0	0	0	0	0	-2
Team																				
Totals			22-58	11-27	13-17	15	20	35	20	15	68	14	12	7	6	4	-2			

Technical Fouls: Appleby 2nd 9:03

Maryland - 61 Record: 5-4 (0-1)

NO.	Name	Min	FG		3P		FT		Rebounds		Fouls		TP	AS	TO	ST	Blocks			+/-
			M/A	M/A	M/A	M/A	OR	DR	PF	FD	BS	BA					BB			
24	Donta Scott	F 33:12	2-11	2-6	3-4	1	8	9	2	2	9	1	2	2	2	1	0	0	0	-3
33	Qudus Wahab	C 27:14	1-5	0-0	5-8	0	4	4	2	4	7	1	2	0	1	1	1	1	4	
4	Fatts Russell	G 31:19	3-12	2-3	3-4	0	4	4	4	7	11	5	1	1	0	1	1	1	11	
5	Eric Ayala	G 36:08	2-12	2-6	4-4	0	5	5	1	2	10	4	6	1	0	0	0	0	-9	
13	Hakim Hart	G 35:43	7-10	4-6	0-0	1	6	7	2	2	18	0	0	1	0	0	0	0	-2	
10	Julian Reese	12:26	1-5	0-0	2-2	4	1	5	2	2	4	0	1	0	0	0	0	0	-11	
11	Xavier Green	13:27	0-1	0-1	0-0	0	3	3	1	1	1	0	1	0	0	0	0	0	-6	
23	Ian Martinez	00:16	0-0	0-0	0-0	0	0	0	0	0	0	0	0	0	0	0	0	0	0	
0	Marcus Dockery	09:03	1-2	0-1	0-0	1	0	1	2	2	0	0	1	0	0	0	0	0	-15	
15	Simon Wright	01:11	0-0	0-0	0-0	0	0	0	0	0	0	0	0	0	0	0	0	0	0	
Team																				
Totals			17-59	10-23	17-22	9	33	42	16	20	61	12	14	5	2	2	-6			

Technical Fouls: Ayala 1st 4:22

Maryland - 70 Record: 6-4

NO.	Name	Min	FG		3P		FT		Rebounds		Fouls		TP	AS	TO	ST	Blocks			+/-
			M/A	M/A	M/A	M/A	OR	DR	PF	FD	BS	BA					BB			
24	Donta Scott	F 33:53	5-12	1-3	1-1	2	2	4	2	2	12	2	3	1	0	0	0	0	9	
33	Qudus Wahab	C 23:51	0-1	0-0	1-2	1	7	8	4	4	1	1	1	0	0	0	0	0	1	
4	Fatts Russell	G 36:55	7-13	3-3	2-3	1	2	3	3	5	19	2	5	1	1	3	-1			
5	Eric Ayala	G 37:22	6-11	3-5	4-5	1	4	5	2	3	19	1	3	1	1	1	6			
13	Hakim Hart	G 33:20	3-6	1-2	4-5	1	0	1	0	3	11	2	0	2	1	0	-8			
10	Julian Reese	19:15	2-5	0-0	2-2	1	4	5	4	1	6	0	1	0	0	2	-2			
11	Xavier Green	14:23	1-1	0-0	0-0	1	1	2	0	1	2	1	1	2	0	0	5			
0	Marcus Dockery	01:01	0-0	0-0	0-0	0	0	0	0	0	0	0	0	0	0	0	0	0	0	
Team																				
Totals			24-49	8-13	14-18	8	22	30	15	19	70	9	15	7	4	6	2			

Technical Fouls: NONE

Biggest lead	NW		UMD		Points from Turnovers	NW	UMD	Period by Period Scoring			
	9 (2 nd 8:43)	3 (1 st 19:19)	9 (1 st 13:53)	7 (2 nd 6:10)				1st	2nd	TOT	
Best Scoring Run	9 (1 st 13:53)		7 (2 nd 6:10)		Paint	32	12	NW	30	37	67
Lead Changes	7		4		Second Chance	6	10	UMD	27	34	61
Times Tied	4		4		Fast Breaks	13	12				
Time with Lead	27:45		08:44		Bench	9	6				

Biggest lead	FLA		UMD		Points from Turnovers	FLA	UMD	Period by Period Scoring			
	4 (2 nd 18:55)	7 (2 nd 6:26)	9 (2 nd 18:55)	8 (2 nd 15:02)				1st	2nd	TOT	
Best Scoring Run	9 (2 nd 18:55)		8 (2 nd 15:02)		Paint	18	28	FLA	33	35	68
Lead Changes	11		6		Second Chance	8	10	UMD	33	37	70
Times Tied	6		6		Fast Breaks	8	5				
Time with Lead	06:45		28:27		Bench	30	8				



Official Basketball Box Score - Final
Lehigh at Maryland
 12/28/21 XFINITY Center, College Park
 2021-22 Men's Basketball

Game Time: 8:30 PM
 Game Duration: 2:03
 Attendance: 5,783



Official Basketball Box Score - Final
Brown at Maryland
 12/30/21 XFINITY Center, College Park
 2021-22 Men's Basketball

Game Time: 7:00 PM
 Game Duration: 2:09
 Attendance: 10,324

Lehigh - 55 Record: 1-10

NO.	Name	Min	FG		3P		FT		Rebounds		Fouls		TP	AS	TO	ST	Blocks			+/-
			M/A	M/A	M/A	M/A	OR	DR	PF	FD	BS	BA					BB			
1	Joameril Wilson	F 32:51	6-13	2-6	3-3	1	4	5	0	3	17	2	0	0	0	0	0	0	0	-18
44	Nic Lynch	C 14:54	5-9	1-1	1-2	3	1	4	5	1	12	0	2	1	0	0	0	0	0	-2
5	Evan Taylor	G 28:55	5-12	2-3	2-2	0	5	5	1	2	14	2	1	1	0	0	0	0	-12	
13	Keith Higgins Jr.	G 32:48	2-6	0-3	0-0	0	1	1	2	2	4	2	2	0	0	0	0	0	-16	
15	Reed Fenton	G 24:31	0-6	0-4	2-2	0	2	2	3	1	2	0	1	1	1	0	0	0	-14	
35	Dominic Parolin	20:58	0-4	0-0	0-0	2	2	4	3	2	0	1	1	1	1	1	2	-17		
0	Jakob Alamudun	09:09	0-4	0-1	4-4															

2021-22 BOX SCORES (GAMES 17-20)



Official Basketball Box Score - Final
Rutgers at Maryland
 01/15/22 XFINITY Center, College Park
 2021-22 Men's Basketball

Game Time: 2:00 PM
 Game Duration: 2:09
 Attendance: 11,052

Officials: D.J. Carstensen, Larry Scrotto, Bill Ek

Rutgers - 70 Record: 10-6 (4-2)

NO. Name	Min	FG M-A	3P M-A	FT M-A	Rebounds		Fouls		TP	AS	TO	ST	Blocks		+/-	
					OR	DR	OR	DR					BS	BA		
11 Clifford Omoruyi	30:57	3-4	0-0	0-1	4	6	10	3	4	6	0	2	1	3	0	13
0 Geo Baker	G 36:01	4-14	0-6	0-0	1	1	2	0	0	8	7	1	1	3	0	7
4 Paul Mulcahy	G 27:53	6-8	2-2	1-1	3	3	6	2	2	15	3	7	2	1	2	5
22 Caleb McConnell	G 35:50	1-3	0-1	0-0	0	7	7	3	1	2	3	2	2	0	0	16
24 Ron Harper Jr.	G 36:56	10-16	6-8	5-6	1	3	4	3	4	31	2	2	0	0	1	17
21 Dean Reiber	08:18	1-2	0-0	0	1	1	3	0	2	0	0	0	0	1	0	3
5 Audreé Hyatt	13:25	2-6	2-4	0-1	0	0	0	0	1	6	0	1	0	0	0	3
1 Oskar Palmquist	01:16	0-0	0-0	0	0	0	0	0	0	0	0	0	0	0	0	-3
2 Jalen Miller	02:47	0-0	0-0	0	0	0	0	0	0	0	0	0	0	0	0	2
35 Ralph Agee	00:45	0-0	0-0	0	0	0	0	0	0	0	0	0	0	0	0	-5
3 Mawot Mag	07:52	0-3	0-1	0-0	0	2	2	0	2	0	1	0	0	0	1	-3
Team					0	2	2				0	1				
Totals		27-56	10-22	6-9	9	25	34	19	14	70	16	16	6	8	4	11

Shooting By Period

1st FG% 12.26 46.2%

3PT% 3.9 33.3%

FT% 0.1 0%

2nd FG% 15.90 50.0%

3PT% 7.13 53.8%

FT% 6.8 75%

GM FG% 27.56 48.2%

3PT% 10.22 45.5%

FT% 6.9 66.7%

Dead Ball Rebounds: 0, 0

Shooting By Period

1st FG% 11.26 42.3%

3PT% 3.10 30.0%

FT% 13.15 86.7%

2nd FG% 7.28 25.0%

3PT% 3.15 20.0%

FT% 4.4 100%

GM FG% 18.54 33.3%

3PT% 6.25 24.0%

FT% 17.19 89.5%

Dead Ball Rebounds: 2, 1

Maryland - 59 Record: 9-8 (1-5)

NO. Name	Min	FG M-A	3P M-A	FT M-A	Rebounds		Fouls		TP	AS	TO	ST	Blocks		+/-	
					OR	DR	OR	DR					BS	BA		
10 Julian Reese	F 25:22	2-7	0-2	5-6	6	1	7	3	5	9	1	1	1	0	2	-1
24 Donta Scott	F 31:49	4-9	2-5	2-3	1	3	4	2	3	12	1	2	1	1	0	-16
4 Fatts Russell	G 36:17	2-11	0-5	5-5	1	5	6	3	7	9	4	4	1	1	3	-1
5 Eric Ayala	G 33:14	5-15	9-10	0-0	4	4	3	0	0	13	1	0	2	0	2	-15
13 Hakim Hart	G 36:42	4-9	1-3	1-1	1	3	4	0	2	10	2	1	1	0	0	5
11 Xavier Green	15:06	0-0	0-0	0	2	3	1	0	0	0	0	0	0	0	0	-16
33 Qudus Wahab	13:36	1-2	0-0	2-2	0	4	2	1	4	0	4	0	2	0	0	-7
23 Ian Martinez	07:54	0-1	0-0	2-2	0	0	0	0	1	2	0	1	0	1	0	-4
Team					1	0	1			0	1					
Totals		18-54	6-25	17-19	11	22	33	14	19	59	9	14	8	4	8	-11

Technical Fouls: NONE

Biggest lead	RU		Points from Turnovers	RU		Period by Period Scoring
	11 (2nd 0:39)	11 (1st 1:21)		18	23	
Best Scoring Run	10 (2nd 9:13)	10 (1st 6:12)	Paint	28	24	RU 27 43 70
Lead Changes	5	3	Second Chance	13	6	UMD 38 21 59
Times Tied	3	3	Fast Breaks	5	9	
Time with Lead	08:41	28:48	Bench	8	6	



Official Basketball Box Score - Final
Maryland at Michigan
 01/18/22 Crisler Center, Ann Arbor
 2021-22 Men's Basketball

Game Time: 7:00 PM
 Game Duration: 1:53
 Attendance: 11,115

Officials: Bo Boroski, Paul Szeke, Donnie Epley

Maryland - 64 Record: 9-9 (1-6)

NO. Name	Min	FG M-A	3P M-A	FT M-A	Rebounds		Fouls		TP	AS	TO	ST	Blocks		+/-	
					OR	DR	OR	DR					BS	BA		
24 Donta Scott	F 35:14	7-16	2-5	3-3	2	4	6	2	5	19	0	2	0	1	1	-13
33 Qudus Wahab	C 15:56	2-5	0-0	0-0	0	1	1	2	2	4	0	2	1	0	0	-17
5 Eric Ayala	G 34:23	8-17	2-8	4-5	0	0	0	0	2	22	0	0	0	0	1	-13
11 Xavier Green	G 21:28	0-0	0-0	0-0	0	0	0	0	2	1	0	2	0	0	0	-18
23 Ian Martinez	G 13:13	1-1	0-0	0-0	0	1	1	0	0	2	1	1	1	1	0	-13
10 Julian Reese	22:00	4-4	2-2	0	2	3	5	1	1	10	1	1	0	0	-1	
4 Fatts Russell	26:09	2-6	0-1	0-0	2	2	2	2	2	4	3	2	0	0	0	-8
13 Hakim Hart	22:57	0-2	0-1	1-2	1	0	1	0	1	1	3	0	1	0	1	-15
15 Simon Wright	05:44	0-0	0-0	0-0	0	0	0	0	0	1	0	0	0	0	0	3
0 Marcus Dockery	01:49	1-1	0-0	0-1	0	0	0	0	0	1	2	0	0	0	0	-1
12 Pavlo Dziuba	01:07	0-0	0-0	0-0	0	0	0	0	0	0	0	0	0	0	0	-1
Team					1	3	4			0	0					
Totals		25-52	16-17	8-11	6	14	20	10	15	64	10	13	4	2	3	-19

Shooting By Period

1st FG% 7.23 30.4%

3PT% 2-10 20.0%

FT% 3-4 75%

2nd FG% 18.29 62.1%

3PT% 4-7 57.1%

FT% 5.7 71.4%

GM FG% 25.52 48.1%

3PT% 6-17 35.3%

FT% 8-11 72.7%

Dead Ball Rebounds: 1, 2

Michigan - 83 Record: 8-7 (2-3)

NO. Name	Min	FG M-A	3P M-A	FT M-A	Rebounds		Fouls		TP	AS	TO	ST	Blocks		+/-	
					OR	DR	OR	DR					BS	BA		
14 Moussa Diabate	F 30:29	6-10	0-1	2-2	4	2	6	4	2	14	0	1	0	1	0	23
1 Hunter Dickinson	C 29:56	10-14	1-2	0-0	2	4	6	1	0	21	6	2	1	2	1	16
12 DeVante Jones	G 27:11	5-11	2-5	0-0	2	1	3	2	2	12	4	2	1	1	1	10
22 Caleb Houston	G 29:19	6-7	3-4	1-1	0	4	4	2	2	16	1	1	0	0	0	13
55 Eli Brooks	G 28:34	2-4	1-2	2-2	2	2	2	0	2	7	4	1	2	0	0	27
5 Terrance Williams II	12:08	0-0	0-0	0-0	2	2	2	1	0	0	0	0	1	0	0	2
10 Frankie Collins	17:14	3-7	0-2	0-0	0	0	0	2	1	6	3	1	0	0	0	7
2 Kobe Bulkin	16:33	0-4	0-3	0-0	0	2	2	1	0	0	1	0	0	0	0	-1
44 Jaron Faulds	05:37	1-1	0-0	0-0	0	0	0	0	1	1	2	0	0	0	0	-1
25 Jace Howard	02:59	2-2	1-1	0-0	0	0	0	0	0	5	0	0	0	0	0	-1
Team					1	6	7			0	0					
Totals		35-60	8-20	5-5	9	23	32	16	10	83	19	8	5	3	2	19

Shooting By Period

1st FG% 16.29 55.2%

3PT% 4-10 40.0%

FT% 3-3 100%

2nd FG% 19.31 61.3%

3PT% 4-10 40.0%

FT% 2-2 100%

GM FG% 35.60 58.3%

3PT% 8-20 40.0%

FT% 5-5 100.0%

Dead Ball Rebounds: 0, 0

Technical Fouls: Coach 2nd 4:49

Biggest lead	Mary		Points from Turnovers	Mary		Period by Period Scoring
	0 (1st 20:00)	25 (2nd 18:30)		8	17	
Best Scoring Run	6 (2nd 11:12)	13 (1st 3:14)	Paint	24	44	Mary 19 45 64
Lead Changes	0	0	Second Chance	5	8	Mich 39 44 83
Times Tied	1	1	Fast Breaks	5	6	
Time with Lead	00:00	39:28	Bench	17	13	



Official Basketball Box Score - Final
Illinois at Maryland
 01/21/22 XFINITY Center, College Park
 2021-22 Men's Basketball

Game Time: 7:00 PM
 Game Duration: 1:55
 Attendance: 12,331

Officials: Larry Scrotto, Keith Kinble, Courtney Green

Illinois - 65 Record: 13-5 (2-2)

NO. Name	Min	FG M-A	3P M-A	FT M-A	Rebounds		Fouls		TP	AS	TO	ST	Blocks		+/-	
					OR	DR	OR	DR					BS	BA		
3 Jacob Grandison	F 25:52	5-8	2-5	2-2	1	2	3	3	1	14	0	0	1	1	0	-9
Benjamin Bosmans-Verdonk	F 24:38	3-4	0-0	0-0	1	1	0	0	0	6	1	0	0	0	0	-4
1 Trent Frazier	G 35:05	5-10	3-7	0-0	2	2	3	4	3	13	5	3	3	0	0	-12
11 Alfonso Plummer	G 34:08	6-14	5-11	1-2	4	4	4	2	1	18	2	1	0	0	0	-6
20 DaMonte Williams	G 34:14	0-5	0-4	1-2	2	6	8	0	2	1	6	1	1	0	0	-9
4 Omar Payne	12:43	2-3	0-0	0-0	1	1	1	0	0	4	0	0	0	1	1	-10
5 Andre Curbelo	13:53	1-6	0-1	2-2	1	3	4	1	4	1	1	3	1	0	0	-15
0 Brandin Podziemski	02:22	0-1	0-1	0-0	0	0	0	0	0	0	1	0	0	0	0	-5
10 Luke Goode	04:38	0-3	0-2	0-0	0	3	0	0	0	0	1	1	0	0	0	-1
33 Coleman Hawkins	10:57	1-5	1-4	2-2	2	2	2	0	1	5	0	2	0	0	0	-11
12 Brandon Lieb	00:45	0-0	0-0	0-0	0	0	0	0	0	0	0	0	0	0	0	-3
15 RJ Melendez	00:45	0-0	0-0	0-0	0											

2021-22 MARYLAND BASKETBALL

2021-22 BOX SCORES (GAMES 21-24)



Official Basketball Box Score - Final
Indiana at Maryland
 01/29/22 XFINITY Center, College Park
 2021-22 Men's Basketball

Game Time: 2:30 PM
 Game Duration: 1:59
 Attendance: 15,304



Official Basketball Box Score - Final
Michigan St. at Maryland
 02/01/22 XFINITY Center, College Park
 2021-22 Men's Basketball

Game Time: 7:00 PM
 Game Duration: 2:12
 Attendance: 14,331

Indiana - 68 **Record: 16-5 (7-4)**

NO. Name	Min	FG	3P	FT	Rebounds	Fouls	TP	AS	TO	ST	Blocks	+/-	
		M/A	M/A	M/A	OR DR TOT	PF FD					BS BA		
12 Miller Kopp	F 19:09	2-6	2-4	0-0	0 1 1	1 1	6	1	2	1	1	0	18
23 Trayce Jackson-Davis	F 33:43	7-12	0-0	3-4	2 7 9	3 4	17	3	2	0	0	0	20
25 Race Thompson	F 27:29	7-12	2-2	2-4	3 9 12	1 2	18	1	1	1	1	0	6
0 Xavier Johnson	G 29:42	1-8	1-5	5-6	0 3 3	1 5	8	9	2	1	0	0	20
45 Parker Stewart	G 15:46	0-1	0-1	0-0	0 3 3	2 0	0	0	0	0	0	0	10
32 Trey Galloway	24:47	4-5	0-1	0-0	0 1 1	2 3	8	2	0	2	0	0	10
22 Jordan Geronimo	17:38	3-7	0-1	0-0	3 5 8	3 0	6	0	1	1	2	0	0
53 Tamar Bates	16:44	0-6	0-4	0-0	0 1 1	1 1	0	0	1	0	1	0	0
4 Khristian Lander	10:18	2-2	1-1	0-0	0 0 0	4 0	5	1	1	0	0	0	-7
3 Anthony Leal	03:34	0-1	0-1	0-0	0 0 0	0 0	0	0	0	0	0	0	-5
51 Logan Duncomb	01:10	0-0	0-0	0-0	0 1 1	1 0	0	0	0	0	0	0	0
Team					0 0 0								
Totals		26-60	6-20	10-14	8 31 39	19 16	68	17	10	6	6	0	13

Shooting By Period

1st FG%	13-31	41.9%
3PT%	1-9	11.1%
FT%	6-6	100%
2nd FG%	13-29	44.8%
3PT%	5-11	45.5%
FT%	4-8	50%
GM FG%	26-60	43.3%
3PT%	6-20	30%
FT%	10-14	71.4%

Dead Ball Rebounds: 0, 0

Michigan St. - 65 **Record: 17-4 (8-2)**

NO. Name	Min	FG	3P	FT	Rebounds	Fouls	TP	AS	TO	ST	Blocks	+/-	
		M/A	M/A	M/A	OR DR TOT	PF FD					BS BA		
10 Joey Hauser	F 22:52	4-5	2-2	0-0	4 1 5	4 4	10	2	2	0	0	0	0
30 Marcus Bingham Jr.	F 16:30	3-5	2-2	2-2	0 6 6	4 2	10	0	2	0	0	0	0
44 Gabe Brown	F 22:19	1-7	1-5	2-2	0 1 1	0 1	5	0	0	1	0	0	-3
2 Tyson Walker	G 26:53	2-8	1-3	2-2	1 2 3	0 2	7	2	1	3	0	1	0
5 Max Christie	G 32:00	2-6	0-3	3-3	0 0 0	2 1	7	2	1	0	1	0	3
3 Jaden Akins	23:34	2-4	0-2	0-0	1 1 2	1 0	4	0	0	2	0	0	2
11 A.J. Hoggard	14:23	0-4	0-1	0-0	0 2 2	1 0	0	3	2	1	0	1	-1
25 Malik Hall	24:31	6-12	1-1	3-4	2 2 4	1 2	16	0	0	1	0	2	1
14 Julius Marble	09:52	2-3	0-0	2-2	0 0 0	5 2	6	0	2	0	0	0	4
1 Pierre Brooks	02:07	0-0	0-0	0-0	0 0 0	0 0	0	0	0	0	0	0	2
22 Mady Sissoko	04:59	0-0	0-0	0-0	0 0 0	2 0	0	1	0	0	1	0	2
Team					3 4 7								
Totals		22-54	7-19	14-15	11 19 30	20 14	65	10	11	9	2	4	2

Shooting By Period

1st FG%	9-31	29.0%
3PT%	4-15	26.7%
FT%	4-4	100%
2nd FG%	7-25	28.0%
3PT%	2-12	16.7%
FT%	13-14	92.9%
GM FG%	16-56	28.6%
3PT%	6-27	22.2%
FT%	17-18	94.4%

Dead Ball Rebounds: 1, 0

Technical Fouls: NONE

MSU	UMD
15 (2nd 17:44)	3 (1st 10:25)
14 (2nd 18:33)	11 (2nd 14:58)
5	
6	
29:49	03:25

Points from

MSU	UMD
17	12
24	32
16	11
0	6
26	8

Period by Period Scoring

1st	2nd	TOT
35	30	65
25	38	63



Official Basketball Box Score - Final
Maryland at Ohio State
 02/06/22 Value City Arena, Columbus, Ohio
 2021-22 Men's Basketball

Game Time: 1:02 PM
 Game Duration: 1:51
 Attendance: 15,912



Official Basketball Box Score - Final
Iowa at Maryland
 02/10/22 XFINITY Center, College Park
 2021-22 Men's Basketball

Game Time: 7:00 PM
 Game Duration: 1:50
 Attendance: 12,649

Maryland - 67 **Record: 11-12 (3-9)**

NO. Name	Min	FG	3P	FT	Rebounds	Fouls	TP	AS	TO	ST	Blocks	+/-	
		M/A	M/A	M/A	OR DR TOT	PF FD					BS BA		
24 Donta Scott	F 35:33	8-13	5-8	4-6	2 4 6	2 4	25	1	1	0	0	0	-17
33 Qudus Wahab	C 19:39	4-7	0-0	2-2	2 1 3	3 4	10	1	1	0	0	0	4
4 Fatts Russell	G 33:19	5-15	1-6	1-2	0 6 6	2 1	12	5	2	1	0	0	-12
5 Eric Ayala	G 32:03	2-9	2-7	2-0	0 5 5	1 2	8	4	3	2	0	1	-16
13 Hakim Hart	G 34:13	2-7	2-4	0-0	1 2 3	2 0	6	2	0	2	0	0	-20
11 Xavier Green	13:01	0-3	0-0	0-0	0 0 0	0 0	0	0	0	0	0	0	-5
10 Julian Reese	16:46	2-4	0-1	2-3	2 2 5	3 2	6	0	2	0	0	0	-10
23 Ian Martinez	11:59	0-0	0-0	0 1 1	0 0 0	0 0	0	0	0	0	0	0	1
0 Marcus Dockery	01:09	0-1	0-1	0-0	0 0 0	0 0	0	0	0	0	0	0	0
12 Pavlo Dziuba	01:09	0-0	0-0	0-0	0 0 0	0 0	0	0	0	0	0	0	0
15 Simon Wright	01:09	0-0	0-0	0-0	0 0 0	0 0	0	0	0	0	0	0	0
Team					1 3 4								
Totals		23-59	10-29	11-16	9 24 33	13 13	67	13	9	5	0	1	-15

Shooting By Period

1st FG%	10-31	32.3%
3PT%	4-14	28.6%
FT%	5-8	62.5%
2nd FG%	13-28	46.4%
3PT%	6-15	40%
GM FG%	23-59	39.0%
3PT%	10-29	34.5%
FT%	11-16	68.8%

Dead Ball Rebounds: 3, 0

Ohio State - 82 **Record: 14-5 (7-3)**

NO. Name	Min	FG	3P	FT	Rebounds	Fouls	TP	AS	TO	ST	Blocks	+/-	
		M/A	M/A	M/A	OR DR TOT	PF FD					BS BA		
23 Zed Key	F 21:43	6-7	0-0	2-4	2 5 7	2 3	14	0	0	0	0	0	10
32 E.J. Liddell	F 31:30	9-14	2-4	4-6	3 8 11	2 4	24	5	0	0	1	0	10
0 Meechie Johnson Jr.	G 22:52	2-6	1-4	2-2	0 2 2	2 1	7	4	2	0	0	0	20
22 Malaki Branham	G 32:14	3-12	2-4	0-0	0 4 4	0 0	8	1	2	0	0	0	12
55 Jamari Wheeler	G 32:19	3-5	2-4	0-0	0 2 2	4 2	8	4	2	0	0	0	10
2 Cedric Russell	10:54	0-1	0-1	0-0	0 0 0	1 0	0	0	0	1	0	0	-3
25 Kyle Young	18:19	2-6	0-2	1-2	2 2 4	1 2	5	3	0	1	0	0	-1
10 Justin Ahrens	21:41	4-7	4-7	2-3	0 3 3	0 1	14	0	0	0	0	0	6
50 Joey Brunk	07:19	1-1	0-0	0 2 2	1 0 2	2 0	0	0	0	0	0	0	11
42 Harrison Hooklin	01:09	0-0	0-0	0-0	0 0 0	0 0	0	0	0	0	0	0	0
Team					0 1 1								
Totals		30-59	11-26	11-17	7 29 36	13 13	82	17	6	2	1	0	15

Shooting By Period

1st FG%	16-26	61.5%
3PT%	5-11	45.5%
FT%	5-8	62.5%
2nd FG%	14-33	42.4%
3PT%	6-15	40%
GM FG%	30-59	50.8%
3PT%	11-26	42.3%
FT%	11-17	64.7%

Dead Ball Rebounds: 4, 0

Technical Fouls: NONE

UMD	OSU
2 (1st 18:44)	22 (2nd 14:01)
6 (2nd 10:09)	8 (1st 14:13)
1	
0	
00:29	38:15

Points from

UMD	OSU
9	7
22	32
13	10
5	8
6	21

Period by Period Scoring

1st	2nd	TOT
29	38	67
42	40	82

Biggest lead 2 (1st 18:44) 22 (2nd 14:01)
Best Scoring Run 6 (2nd 10:09) 8 (1st 14:13)
Lead Changes 1
Times Tied 0
Time with Lead 00:29 38:15



Official Basketball Box Score - Final
Iowa at Maryland
 02/10/22 XFINITY Center, College Park
 2021-22 Men's Basketball

Game Time: 7:00 PM
 Game Duration: 1:50
 Attendance: 12,649

Iowa - 110 **Record: 16-7 (6-6)**

NO. Name	Min	FG	3P	FT	Rebounds	Fouls	TP	AS	TO	ST	Blocks	+/-	
		M/A	M/A	M/A	OR DR TOT	PF FD					BS BA		
0 Filip Rebraca	F 21:30	2-3	0-0	2-2	3 4 7	2 2	6	1	2	1	0	1	21
15 Keegan Murray	F 29:37	12-14	2-3	4-7	1 6 7	1 5	30	1	2	0	2	0	30
22 Patrick McCaffery	F 22:31	2-7	1-4	1-2	0 2 2	1 1	6	3	1	0	0	0	26
3 Jordan Bohannon	G 30:52	10-16	10-16	0-0	0 3 3	1 0	30	5	2	0	0	0	30
11 Tony Perre	G 15:51	2-4	0-0	1-2	1 3 4	0 1	5	3	1	1	0	0	18
2 Joe Toussaint	17:47	2-5	0-2	1-2	1 1 2	0 2	5	5	0	1	0	0	0
30 Connor McCaffery	04:21	0-0	0-0	0 1 1	0 0 0	0 0	0</						

2021-22 BOX SCORES (25-28)



Official Basketball Box Score - Final
Maryland at Purdue
 02/13/22 Mackey Arena, West Lafayette
 2021-22 Men's Basketball

Game Time: 1:00 PM
 Game Duration: 1:56
 Attendance: 14,804



Official Basketball Box Score - Final
Maryland at Nebraska
 02/18/22 Pinnacle Bank Arena, Lincoln
 Nebraska vs. Maryland

Game Time: 8:07 PM
 Game Duration: 2:19
 Attendance: 15,443

Officials: Bo Borowski, Paul Szlez, Roger Ayers

Officials: Terry Oglesby, Steve McMunkins, Rob Kusneman

Maryland - 61 Record: 11-14 (3-11)

NO. Name	Min	FG		3P		FT		Rebounds		Fouls		TP	AS	TO	ST	Blocks		+/-
		M-A	M-A	M-A	M-A	OR	DR	PF	FD	BS	BA							
24 Donta Scott	F 36:17	4-12	1-4	2-3	1	4	5	1	3	11	0	1	2	2	3	0		
33 Qudus Wahab	C 22:55	3-6	0-1	1-1	2	2	4	2	1	7	0	5	1	0	1	1		
4 Fatts Russell	G 37:28	9-17	2-7	4-4	0	9	9	3	8	24	6	5	3	0	0	-5		
11 Xavier Green	G 20:52	1-2	1-2	0-0	1	2	3	4	0	3	0	2	1	0	0	-1		
13 Hakim Hart	G 37:22	3-7	0-2	0-0	2	4	6	2	0	6	2	0	0	1	0	1		
10 Julian Reese	16:57	3-5	0-0	0-0	0	1	1	3	0	6	0	0	0	0	0	-2		
23 Ian Martinez	25:37	1-6	1-2	1-2	1	0	1	4	3	4	3	1	1	0	0	-2		
0 Marcus Dockery	02:32	0-0	0-0	0-0	0	0	0	0	0	0	0	0	0	0	0	0		
Totals		24-55	5-18	8-10	7	23	30	19	15	61	11	14	8	3	4	-1		

Shooting By Period

1st FG%	10-25	40.0%
3PT%	3-11	27.3%
FT%	0-0	0%
2nd FG%	14-30	46.7%
3PT%	2-7	28.6%
FT%	8-10	80%
GM FG%	24-55	43.6%
3PT%	5-18	27.8%
FT%	8-10	80.0%

Dead Ball Rebounds: 0, 0

Maryland - 90 Record: 12-14 (4-11)

NO. Name	Min	FG		3P		FT		Rebounds		Fouls		TP	AS	TO	ST	Blocks		+/-
		M-A	M-A	M-A	M-A	OR	DR	PF	FD	BS	BA							
24 Donta Scott	F 35:01	6-15	0-3	3-4	2	5	7	4	2	15	1	0	1	0	0	9		
33 Qudus Wahab	C 17:45	4-5	0-0	2-7	3	3	6	1	4	10	0	1	0	1	0	7		
4 Fatts Russell	G 30:59	8-18	1-8	6-8	0	5	5	4	5	23	2	2	3	0	1	6		
11 Xavier Green	G 25:40	2-3	2-3	0-0	0	3	3	5	0	6	1	0	0	0	0	12		
13 Hakim Hart	G 30:56	4-4	1-1	2-2	0	1	1	3	3	11	2	1	1	1	0	12		
5 Eric Ayala	23:58	0-3	0-3	2-2	1	4	5	0	1	2	4	0	0	0	0	6		
10 Julian Reese	16:50	4-6	0-0	5-5	1	2	3	5	3	13	0	0	0	0	0	11		
23 Ian Martinez	17:10	3-5	0-1	4-5	1	2	3	2	4	10	3	0	4	0	0	16		
15 Simon Wright	01:41	0-0	0-0	0-0	0	0	0	0	0	0	0	0	0	0	0	1		
Totals		31-59	4-19	24-33	8	25	33	24	22	90	13	4	9	2	2	16		

Shooting By Period

1st FG%	15-32	46.9%
3PT%	1-9	11.1%
FT%	11-13	84.6%
2nd FG%	16-27	59.3%
3PT%	3-10	30.0%
FT%	13-20	65%
GM FG%	31-59	52.5%
3PT%	4-19	21.1%
FT%	24-33	72.7%

Dead Ball Rebounds: 6, 0

Technical Fouls: Russell 1st 0:02

Technical Fouls: Reese 2nd 9:31

Purdue - 62 Record: 22-4 (11-4)

NO. Name	Min	FG		3P		FT		Rebounds		Fouls		TP	AS	TO	ST	Blocks		+/-
		M-A	M-A	M-A	M-A	OR	DR	PF	FD	BS	BA							
0 Mason Gillis	F 33:53	1-5	0-3	0-0	1	4	5	2	1	2	1	1	0	2	0	2		
15 Zach Edey	C 19:42	5-9	0-0	0-1	5	6	11	2	5	10	4	3	1	1	0	-4		
2 Eric Hunter Jr.	G 27:32	3-5	2-3	0-0	0	1	1	3	0	8	1	4	1	0	0	-3		
23 Jaden Ivey	G 31:49	2-9	1-4	6-9	0	3	3	4	7	11	1	2	1	1	2	6		
55 Sasha Stefanovic	G 37:59	5-13	5-9	2-2	0	4	4	1	1	17	1	2	2	0	1	-1		
11 Isalah Thompson	12:28	1-1	0-0	0-0	0	1	1	2	0	2	1	1	0	0	0	4		
25 Ethan Morton	12:48	0-1	0-1	0-0	0	2	2	0	0	0	1	1	0	0	0	-4		
50 Trevion Williams	20:21	6-9	0-0	0-0	0	4	4	1	2	12	4	1	2	0	0	5		
3 Caleb Furst	03:28	0-0	0-0	0-0	0	0	0	0	2	0	0	0	0	0	0	0		
Totals		23-52	8-20	8-12	7	26	33	15	18	62	14	16	7	4	3	1		

Shooting By Period

1st FG%	11-27	40.7%
3PT%	2-9	22.2%
FT%	2-4	50%
2nd FG%	12-25	48.0%
3PT%	6-11	54.5%
FT%	6-8	75%
GM FG%	23-52	44.2%
3PT%	8-20	40.0%
FT%	8-12	66.7%

Dead Ball Rebounds: 3, 0

Technical Fouls: NONE

Nebraska - 74 Record: 7-19 (1-14)

NO. Name	Min	FG		3P		FT		Rebounds		Fouls		TP	AS	TO	ST	Blocks		+/-
		M-A	M-A	M-A	M-A	OR	DR	PF	FD	BS	BA							
11 Lat Mayen	F 25:31	3-5	2-3	0-0	0	3	3	1	0	8	1	1	0	1	0	-9		
13 Derrick Walker	F 27:52	3-8	0-0	0-0	6	0	6	4	2	6	0	1	0	0	0	-12		
1 Alonzo Verge Jr.	G 22:45	4-8	0-0	6-8	1	4	5	4	5	14	5	2	0	0	1	1		
2 Trey McGowens	G 24:27	0-4	0-1	2-4	1	3	4	5	2	1	3	0	0	0	-9			
5 Bryce McGowens	G 34:38	5-14	1-6	14-15	0	3	3	2	11	25	1	2	1	0	1	-8		
0 C.J. Wilcher	30:22	3-7	1-3	3-4	0	1	1	3	3	10	1	1	0	0	0	-11		
35 Eduardo Andre	12:08	2-3	0-0	0-0	0	2	2	2	0	4	0	0	0	1	0	-4		
10 Kobe Webster	18:10	2-6	1-4	0-0	0	5	5	1	0	5	1	2	0	0	0	-18		
30 Keisei Tominaga	04:07	0-0	0-0	0-0	1	0	1	0	0	0	0	0	0	0	0	-10		
Totals		22-55	5-17	25-31	11	23	34	22	23	74	10	12	1	2	2	-16		

Shooting By Period

1st FG%	12-29	41.4%
3PT%	4-9	44.4%
FT%	12-14	85.7%
2nd FG%	10-26	38.5%
3PT%	1-8	12.5%
FT%	13-17	76.5%
GM FG%	22-55	40.0%
3PT%	5-17	29.4%
FT%	25-31	80.6%

Dead Ball Rebounds: 3, 0

Technical Fouls: NONE

	UMD		PUR	
	1st	2nd	1st	2nd
Biggest lead	12 (2 nd 11:00)	4 (1 st 19:06)		
Best Scoring Run	12 (2 nd 16:42)	14 (2 nd 7:42)		
Lead Changes	8			
Times Tied	5			
Time with Lead	26:50	10:00		

Points from	UMD		PUR	
	1st	2nd	1st	2nd
Turnovers	15	17		
Paint	28	28		
Second Chance	4	11		
Fast Breaks	18	4		
Bench	10	14		

Period by Period Scoring	MAR		NEB	
	1st	2nd	1st	2nd
UMD	23	38	61	
PUR	26	36	62	

	MAR		NEB	
	1st	2nd	1st	2nd
Biggest lead	20 (2 nd 7:43)	5 (1 st 12:50)		
Best Scoring Run	8 (2 nd 9:59)	7 (2 nd 3:07)		
Lead Changes	7			
Times Tied	6			
Time with Lead	25:43	11:55		

Points from	MAR		NEB	
	1st	2nd	1st	2nd
Turnovers	21	7		
Paint	46	28		
Second Chance	9	8		
Fast Breaks	21	6		
Bench	25	19		

Game Notes: Flop warning MARYLAND 2nd period 8:05 ♦

2021-22 COMBINED STATISTICS (CONFERENCE ONLY)

Game Records

Record	Overall	Home	Away	Neutral
ALL GAMES	4-11	1-6	3-5	0-0
CONFERENCE	4-11	1-6	3-5	0-0
NON-CONFERENCE	0-0	0-0	0-0	0-0

Score by Periods

Team	1st	2nd	OT	TOT
Maryland	475	561	22	1058
Opponents	519	585	15	1119

Team Box Score

No.	Player	Total			3-Point		F-Throw		Rebounds				PF DQ A TO BLK STL				PTS		AVG			
		GP-GS	MIN	AVG	FG-FGA	FG%	3FG-3FGA	3FG%	FT-FTA	FT%	OFF	DEF	TOT	AVG	PF	DQ	A	TO		BLK	STL	PTS
4	RUSSELL, Fatts	15-14	503:09	33.5	78-192	.406	21-68	.309	49-61	.803	5	62	67	4.5	41	0	61	38	1	19	226	15.1
5	AYALA, Eric	14-13	476:36	34.0	62-172	.360	36-101	.356	36-55	.655	5	58	63	4.5	14	0	32	24	1	8	196	14.0
24	SCOTT, Donta	15-14	507:50	33.9	70-160	.438	22-65	.338	41-53	.774	21	60	81	5.4	34	1	17	21	9	12	203	13.5
13	HART, Hakim	15-14	497:47	33.2	57-108	.528	17-47	.362	28-33	.848	14	42	56	3.7	26	0	22	10	5	15	159	10.6
33	WAHAB, Qudus	15-14	287:09	19.1	39-77	.506	0-1	.000	26-40	.650	21	45	66	4.4	29	1	6	26	8	5	104	6.9
10	REESE, Julian	15-1	261:24	17.4	27-66	.409	4-15	.267	17-22	.773	30	37	67	4.5	45	3	4	13	6	8	75	5.0
11	GREEN, Xavier	15-3	305:14	20.3	16-37	.432	8-18	.444	5-9	.556	12	33	45	3.0	26	1	9	11	2	7	45	3.0
0	DOCKERY, Marcus	5-0	27:38	5.5	5-11	.455	2-6	.333	2-3	.667	2	1	3	0.6	3	0	2	2	0	0	14	2.8
23	MARTINEZ, Ian	12-1	129:17	10.8	9-27	.333	3-5	.600	11-13	.846	3	12	15	1.3	9	0	11	8	2	9	32	2.7
14	MCCOOL, Aidan	2-0	05:34	2.8	0-0	.000	0-0	.000	2-2	1.000	0	1	1	0.5	0	0	1	0	0	0	2	1.0
15	WRIGHT, Simon	10-1	35:44	3.6	1-1	1.000	0-0	.000	0-0	.000	1	2	3	0.3	8	0	2	3	0	0	2	0.2
32	KARKUS, Brett	1-0	01:43	1.7	0-0	.000	0-0	.000	0-0	.000	0	0	0	0.0	0	0	0	0	0	0	0	0.0
31	REVAZ, Arnaud	1-0	01:43	1.7	0-0	.000	0-0	.000	0-0	.000	0	0	0	0.0	0	0	0	0	0	0	0	0.0
12	DZIUBA, Pavlo	3-0	09:11	3.1	0-0	.000	0-0	.000	0-0	.000	0	0	0	0.0	1	0	0	0	0	1	0	0.0
Team											20	19	39					8				
Total		15	3050		364-851	.428	113-326	.347	217-291	.746	134	372	506	33.7	236	6	167	164	34	84	1058	70.5
Opponents		15	3050		412-916	.450	127-353	.360	168-226	.743	158	387	545	36.3	269	5	226	150	52	79	1119	74.6

Team Statistics

	MD	OPP
Scoring	1058	1119
Points per game	70.5	74.6
Scoring margin	-4.1	-
Field goals-att	364-851	412-916
Field goal pct	.428	.450
3 point fg-att	113-326	127-353
3-point FG pct	.347	.360
3-pt FG made per game	7.5	8.5
Free throws-att	217-291	168-226
Free throw pct	.746	.743
F-Throws made per game	14.5	11.2
Rebounds	506	545
Rebounds per game	33.7	36.3
Rebounding margin	-2.6	-
Assists	167	226
Assists per game	11.1	15.1
Turnovers	164	150
Turnovers per game	10.9	10.0
Turnover margin	-0.9	-
Assist/turnover ratio	1.0	1.5
Steals	84	79
Steals per game	5.6	5.3
Blocks	34	52
Blocks per game	2.3	3.5
Winning streak	1	-
Home win streak	0	-
Attendance	90489	91468
Home games-Avg/Game	7-12927	8-11434
Neutral site-Avg/Game	-	0-0

Team Results

Date	Opponent		Score	Att.
12/05/2021	Northwestern	L	61-67	13958
01/03/2022	at Iowa	L	75-80	10327
01/06/2022	at Illinois	L	64-76	12981
01/09/2022	Wisconsin	L	69-70	10864
01/12/2022	at Northwestern	Wot2	94-87	2886
01/15/2022	Rutgers	L	59-70	11052
01/18/2022	at Michigan	L	64-83	11115
01/21/2022	Illinois	W	81-65	12331
01/25/2022	at Rutgers	W	68-60	8000
01/29/2022	Indiana	L	55-68	15304
02/01/2022	Michigan St.	L	63-65	14331
02/06/2022	at Ohio St.	L	67-82	15912
02/10/2022	Iowa	L	87-110	12649
02/13/2022	at Purdue	L	61-62	14804
02/18/2022	at Nebraska	W	90-74	15443

2021-22 COMBINED STATISTICS

Game Records

Record	Overall	Home	Away	Neutral
ALL GAMES	12-14	7-8	3-5	2-1
CONFERENCE	4-11	1-6	3-5	0-0
NON-CONFERENCE	8-3	6-2	0-0	2-1

Score by Periods

Team	1st	2nd	OT	TOT
Maryland	835	984	22	1841
Opponents	883	944	15	1842

Team Box Score

No.	Player	Total			3-Point		F-Throw		Rebounds				PF DQ		A TO		BLK STL		PTS		AVG	
		GP-GS	MIN	AVG	FG-FGA	FG%	3FG-3FGA	3FG%	FT-FTA	FT%	OFF	DEF	TOT	AVG	PF	DQ	A	TO	BLK	STL		PTS
5	AYALA, Eric	25-24	841:28	33.7	121-319	.379	58-172	.337	65-98	.663	9	106	115	4.6	30	0	54	47	4	18	365	14.6
4	RUSSELL, Fatts	26-25	841:16	32.4	123-299	.411	29-94	.309	88-113	.779	12	99	111	4.3	65	0	99	66	3	29	363	14.0
24	SCOTT, Donta	26-25	858:30	33.0	118-276	.428	34-109	.312	60-77	.779	41	120	161	6.2	51	1	30	41	20	18	330	12.7
13	HART, Hakim	26-25	802:45	30.9	87-165	.527	25-73	.342	54-63	.857	23	68	91	3.5	39	0	49	24	10	38	253	9.7
33	WAHAB, Qudus	26-25	512:48	19.7	82-145	.566	0-1	.000	52-76	.684	42	109	151	5.8	55	1	11	36	20	7	216	8.3
10	REESE, Julian	26-1	465:30	17.9	54-126	.429	6-21	.286	41-50	.820	58	61	119	4.6	68	4	11	32	22	11	155	6.0
23	MARTINEZ, Ian	22-1	305:03	13.9	24-74	.324	8-29	.276	15-22	.682	5	37	42	1.9	29	1	26	23	6	18	71	3.2
11	GREEN, Xavier	26-3	485:31	18.7	21-56	.375	9-24	.375	7-11	.636	20	47	67	2.6	37	1	21	15	3	12	58	2.2
1	GRAHAM III, James	1-0	05:26	5.4	0-1	.000	0-1	.000	2-2	1.000	1	0	1	1.0	0	0	0	1	0	0	2	2.0
0	DOCKERY, Marcus	8-0	34:02	4.3	5-12	.417	2-7	.286	2-3	.667	2	1	3	0.4	4	0	2	2	0	0	14	1.8
14	MCCOOL, Aidan	2-0	05:34	2.8	0-0	.000	0-0	.000	2-2	1.000	0	1	1	0.5	0	0	1	0	0	0	2	1.0
15	WRIGHT, Simon	17-1	61:01	3.6	2-3	.667	1-1	1.000	4-4	1.000	4	5	9	0.5	16	0	2	4	0	1	9	0.5
12	DZIUBA, Pavlo	7-0	31:54	4.6	1-3	.333	1-2	.500	0-0	.000	1	2	3	0.4	4	0	0	1	0	2	3	0.4
31	REVAZ, Arnaud	2-0	02:47	1.4	0-0	.000	0-0	.000	0-0	.000	0	0	0	0.0	0	0	0	0	0	0	0	0.0
32	KARKUS, Brett	2-0	02:15	1.1	0-1	.000	0-1	.000	0-0	.000	0	0	0	0.0	0	0	0	0	0	0	0	0.0
Team											30	32	62				16					
Total		26	5256		638-1480	.431	173-535	.323	392-521	.752	248	688	936	36.0	398	8	306	308	88	154	1841	70.8
Opponents		26	5250		672-1574	.427	216-618	.350	282-387	.729	261	657	918	35.3	482	9	358	277	90	150	1842	70.8

Team Statistics

	MD	OPP
Scoring	1841	1842
Points per game	70.8	70.8
Scoring margin	0.0	-
Field goals-att	638-1480	672-1574
Field goal pct	.431	.427
3 point fg-att	173-535	216-618
3-point FG pct	.323	.350
3-pt FG made per game	6.7	8.3
Free throws-att	392-521	282-387
Free throw pct	.752	.729
F-Throws made per game	15.1	10.8
Rebounds	936	918
Rebounds per game	36.0	35.3
Rebounding margin	+0.7	-
Assists	306	358
Assists per game	11.8	13.8
Turnovers	308	277
Turnovers per game	11.8	10.7
Turnover margin	-1.2	-
Assist/turnover ratio	1.0	1.3
Steals	154	150
Steals per game	5.9	5.8
Blocks	88	90
Blocks per game	3.4	3.5
Winning streak	1	-
Home win streak	0	-
Attendance	190896	91468
Home games-Avg/Game	15-12726	8-11434
Neutral site-Avg/Game	-	3-2766

Team Results

Date	Opponent		Score	Att.
11/09/2021	Quinnipiac	W	83-69	12832
11/11/2021	George Washington	W	71-64	13398
11/13/2021	Vermont	W	68-57	13424
11/17/2021	George Mason	L	66-71	11948
11/19/2021	Hofstra	W	69-67	12810
11/25/2021	vs Richmond	W	86-80	0
11/27/2021	vs Louisville	L	55-63	1175
12/01/2021	Virginia Tech	L	58-62	15988
12/05/2021	Northwestern	L	61-67	13958
12/12/2021	vs Florida	W	70-68	7124
12/28/2021	Lehigh	W	76-55	9783
12/30/2021	Brown	W	81-67	10224
01/03/2022	at Iowa	L	75-80	10327
01/06/2022	at Illinois	L	64-76	12981
01/09/2022	Wisconsin	L	69-70	10864
01/12/2022	at Northwestern	Wot2	94-87	2886
01/15/2022	Rutgers	L	59-70	11052
01/18/2022	at Michigan	L	64-83	11115
01/21/2022	Illinois	W	81-65	12331
01/25/2022	at Rutgers	W	68-60	8000
01/29/2022	Indiana	L	55-68	15304
02/01/2022	Michigan St.	L	63-65	14331
02/06/2022	at Ohio St.	L	67-82	15912
02/10/2022	Iowa	L	87-110	12649
02/13/2022	at Purdue	L	61-62	14804
02/18/2022	at Nebraska	W	90-74	15443

RADIO/TV CHART



0
MARCUS DOCKERY
 G • 6-2 • 180 • So.- 1V
 Washington, D.C.
 Brewster Academy (N.H.)



4
FATTS RUSSELL
 G • 5-11 • 165 • Gr.- TR
 Philadelphia, Pa.
 Imhotep Charter
 Rhode Island



5
ERIC AYALA
 G • 6-5 • 205 • Sr.- 3V
 Wilmington, Del. (Fla.)
 IMG Academy
 "eye-ah-la"



10
JULIAN REESE
 F • 6-9 • 230 • Fr.- HS
 Baltimore, Md.
 St. Frances Academy



11
XAVIER GREEN
 G • 6-6 • 205 • Gr.-TR
 Williamsburg, Va.
 Williamsburg Christian Academy
 Od Dominion




12
PAVLO DZIUBA
 F • 6-8 • 235 • So.-TR
 Kyiv, Ukraine
 Basquet
 Arizona State
 "pah-vlo ZOO-buh"



13
HAKIM HART
 G • 6-8 • 205 • Jr.-2V
 Philadelphia, Pa.
 Roman Catholic
 "ha-keem"



14
AIDAN MCCOOL
 G • 6-3 • 165 • So.-1V
 Charleston, S.C.
 Bishop England HS



15
SIMON WRIGHT
 F • 6-7 • 225 • Gr.-TR
 Minneapolis, Minn.
 Hopkins HS
 Elon




20
IKE CORNISH
 G/F • 6-6 • 190 • Fr.-HS
 Baltimore, Md.
 Legacy Charter




23
IAN MARTINEZ
 G • 6-3 • 185 • So.- TR
 Heredia, Costa Rica
 JSerra Catholic
 Utah



24
DONTA SCOTT
 F • 6-8 • 230 • Jr.- 2V
 Philadelphia, Pa.
 Imhotep Charter
 "don-tay"



31
ARNAUD REVAZ
 F • 6-10 • 230 • So.- 1V
 Sion, Switzerland
 Bourg-en-Brasse Academie
 "ar-NO REE-vahz"



32
BRETT KARKUS
 G • 6-4 • 185 • Fr.- HS
 Hewlett, N.Y.
 Berkshire School (Mass.)



33
QUDUS WAHAB
 F • 6-11 • 240 • Jr.- TR
 Lagos, Nigeria
 Flint Hill (Va.)
 Georgetown
 "Kuh-DOOS wuh-HAHB"



DANNY MANNING
 Interim Head Coach
 1st Season at Maryland
 Kansas, '88



MATT BRADY
 Assistant Coach
 5th Season at Maryland
 Siena, '87



GREG MANNING JR.
 Interim Assistant Coach
 Director of Operations
 4th Season at Maryland
 Loyola (Md.), '08



BRENTON PETTY
 Video Coordinator
 1st Season at Maryland
 Fordham, '18